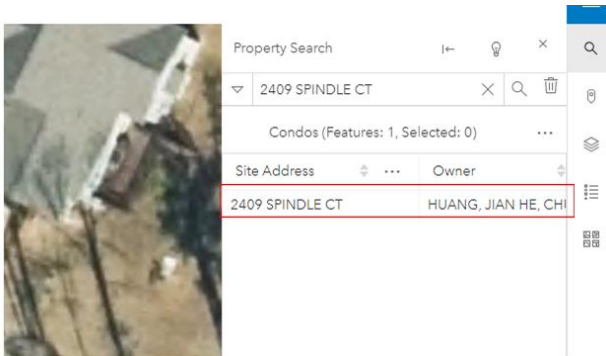


# HOW TO SEARCH FOR SCANNED SEPTIC PERMITS

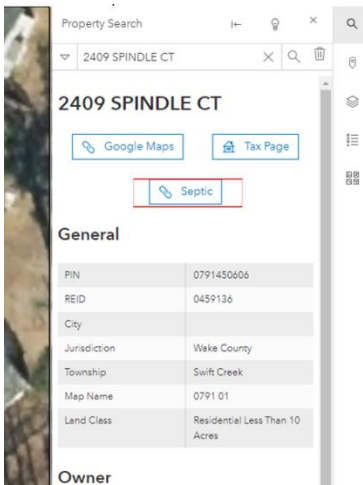
1. Search for the property on iMAPS (by Address, PIN, Owner or Real Estate ID).



2. Select the property on the list under the search box to display site specific information.



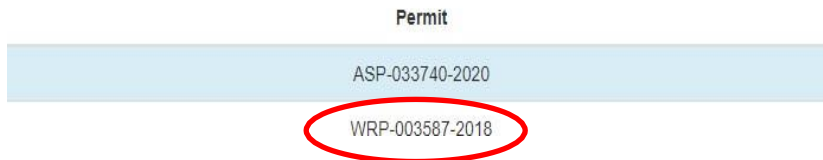
3. Select the Septic box under the address to locate the permits (this may not appear if the septic permit has not been scanned or if the property may not be served by an onsite subsurface septic system).



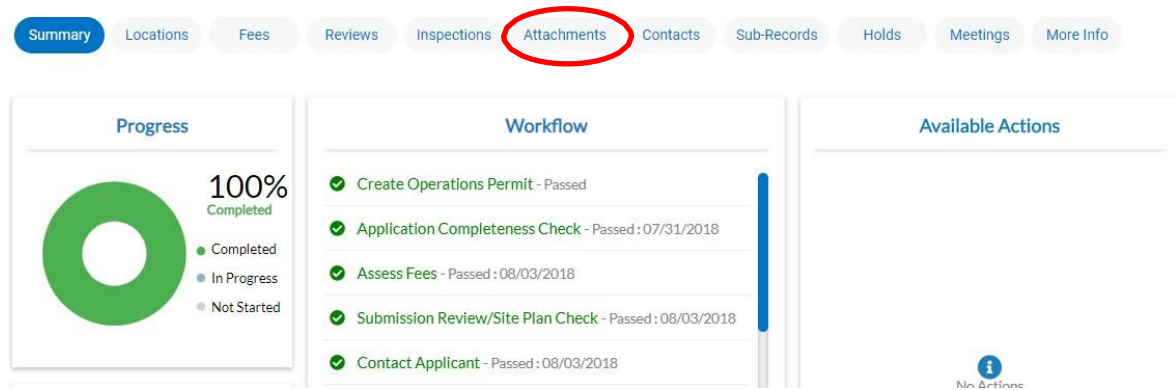
#### 4. Click on the permit you wish to open.

2 septic permit(s) found for 2409 SPINDLE CT

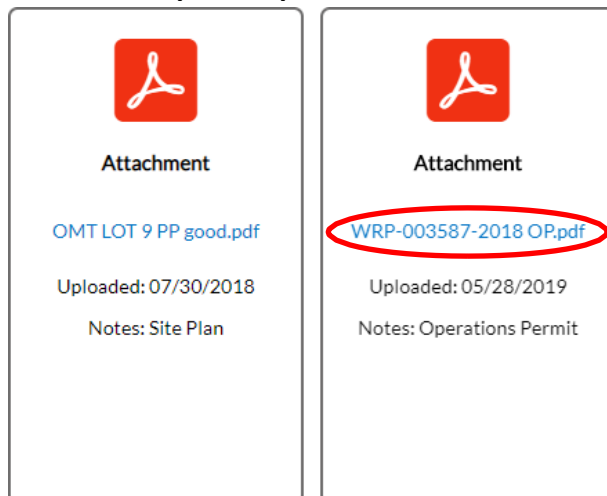
Click permit below to see the permit details on Wake County's permit portal. Once there, you can see the old, scanned .pdf (if available) on the attachments tab.



#### 5. Click on "Attachments" on the Permit Portal page.



#### 6. Click on the pdf to open it.



If you are unable to locate the septic permit using iMAPS please contact 919-856-7400 for assistance.