



SANTA CLARA VALLEY WATER DISTRICT

NON-AGENDA

December 16, 2022

Board Policy EL-7 Communication and Support to the Board
The BAOs shall inform and support the Board in its work.

Page		<u>CEO BULLETIN & NEWSLETTERS</u>
		CEO Bulletin: None
		<u>BOARD MEMBER REQUESTS & INFORMATIONAL ITEMS</u>
4		BMR/IBMR Weekly Reports: 12/15/22
5		Memo from Bart Broome, Assistant Officer for State Government Relations, to Rachael Gibson, Chief of External Affairs, dated 12/12/22, regarding Congratulations Letter to Assemblymember Robert Rivas.
7		Memo from Darin Taylor, Chief Financial Officer, to the Board of Directors, dated 12/14/22, regarding Summary of Monthly Report of Investments, November 2022.
		<u>INCOMING BOARD CORRESPONDENCE</u>
22		Board Correspondence Weekly Report: 12/15/22
		None.
		<u>OUTGOING BOARD CORRESPONDENCE</u>
		None.

Board correspondence has been removed from the online posting of the Non-Agenda to protect personal contact information. Lengthy reports/attachments may also be removed due to file size limitations. Copies of board correspondence and/or reports/attachments are available by submitting a public records request to publicrecords@valleywater.org.

CEO BULLETIN

BOARD MEMBER REQUESTS and Informational Items

Report Name: Board Member Requests

Request	Request Date	Director	BAO/Chief	Staff	Description	20 Days Due Date	Expected Completion Date	Disposition
I-22-0006	12/12/22	Beall Eisenberg	Taylor	Sun	Directors Beall/Eisenberg requested the following information on Pacheco: 1. When the Pacheco project planning/design started (Beall) 2. How many staff are currently working on the Pacheco project (Beall/Eisenberg) 3. A breakdown of the historical costs and future expenditures planned for Pacheco by major cost category (e.g. labor, consulting services, legal, etc.) (Beall/Eisenberg)	01/01/23		
R-22-0009	12/13/22	Beall	Richardson	Penilla	For the 1/10/23 CIP Work study session, identify projects that can be completed faster to save constructions funds.	01/02/23		
R-22-0010	12/13/22	Beall	Gibson	Broome	Investigate State fund matching opportunities for CIP projects.	01/02/23		
R-22-0011	12/13/22	Hsueh	Richardson	Hakes	At the 1/10/23 CIP work study, include how Pacheco Dam Project connects with the Water Supply Master Plan.	01/02/23		
R-22-0012	12/13/22	Beall	Yoke	Mcelroy	Provide a reoccurring report listing the number of Valley Water personnel vacancies.	01/02/23		

TO: Rachael Gibson, Chief of External Affairs**FROM:** Bart Broome, Assistant
Officer for State
Government Relations**SUBJECT:** Congratulations Letter to Assemblymember
Robert Rivas**DATE:** December 12, 2022

Attached to this memorandum is a copy of a letter of congratulations from Chair Pro Tem Varela to Assemblymember Robert Rivas on his recent election as Speaker-Designee by the Assembly Democratic Caucus.



Bart Broome
Assistant Officer for State Government Relations

December 8, 2022

The Honorable Robert Rivas
Speaker-Designee
California State Assembly
1021 O Street, Suite 5110
Sacramento, CA 95814

Dear Speaker-Designee Rivas:

On behalf of the Santa Clara Valley Water District (Valley Water) Board of Directors, I would like to congratulate you first on being elected by the Democratic Caucus as Speaker-Designee with a transition set for June 30, 2023, and also for your reelection to the State Assembly.

The unanimous support of your Democratic colleagues is a testament to your integrity and smart approach to governance; and we have full faith in your ability to lead the Caucus, the Assembly, and California as a whole. We face many complex challenges which you are uniquely equipped to tackle, including confronting drought, extreme heat, intensified storms, increased flood risk, wildfire, and species decline due to climate change.

You have always been a tireless advocate for our priorities and a great champion for our region. We are particularly thankful for your strong support for the Anderson Dam Seismic Retrofit Project, Dam Safety funding, and natural resources issues in general. We look forward to our continued partnership in your exciting new role as Speaker of the Assembly in 2023.

If you or your staff have any questions or need other assistance, please do not hesitate to contact me via Mr. Bart Broome, Assistant Officer for State Government Relations, at (916) 448-8497 or at bbroome@valleywater.org. Again, congratulations on your election as Speaker-Designee. We look forward to continuing to work with your staff on state policy issues impacting our critical mission to provide safe, clean water for a healthy life, environment, and economy.

Sincerely,



John L. Varela
Chair Pro Tem, Board of Directors

cc: Board of Directors (7), R. Callender, M. Richardson, R. Gibson, B. Broome
hh:jh
1122a-l

BOARD OF DIRECTORS

[John L. Varela](#) / Chair Pro Tem (District 1)

[Barbara F. Keegan](#) (District 2)

[Richard P. Santos](#) (District 3)

[Linda J. LeZotte](#) (District 4)

[Nai Hsueh](#) (District 5)

[Tony Estremera](#) (District 6)

[Gary Kremen](#) (District 7)

CHIEF EXECUTIVE OFFICER

[Rick L. Callender, Esq.](#)

CLERK OF THE BOARD

[Michele L. King, CMC](#)





MEMORANDUM

FC 14 (02-08-19)

TO: Board of Directors

FROM: Darin Taylor,
Chief Financial Officer

SUBJECT: Summary of Monthly Report of Investments,
November 2022

DATE: December 14, 2022

In accordance with the Santa Clara Valley Water District Board (Valley Water) Investment policy, staff provides a detailed investment report to the Board of Directors on a quarterly basis. In addition to the quarterly investment report, Government Code section 53607 requires the Treasurer of the local agency who has been delegated with the authority to invest funds to provide a monthly report of the investment transactions to the legislative body. This report is provided to the Board in compliance with Government Code section 53607 and Executive Limitation-4 Financial Management.

Attached is the report of investments for the month of November 2022. All investments were in compliance with the Investment Policy and performed on par with Valley Water's benchmark yield. The attached report includes a summary of the portfolio holdings, details of each security in the portfolio and an investment activity summary with comparisons to the previous 12 months. The following are highlights of the investment activities for the month:

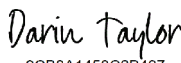
- The book value of Valley Water's portfolio as of November 30, 2022 was \$720.8 million. This represents a decrease of approximately \$12.2 million compared to the book value as of October 30, 2022 due to planned expenditures offset by revenues received during the month.
- Valley Water's portfolio is invested with a primary goal of safety. To accomplish this goal, we only invest in securities that are permitted by California Government Code and the Board Investment Policy. These securities have high credit ratings and maturities of no more than 5 years. As of November 30, 2022, approximately 66% of the portfolio was held in US Government Treasury/Agency/Municipal Bonds, 31% was held in liquid funds (Local Area Investment Fund, Money Market mutual fund, and short-term deposits), and 3% in supranational/corporate medium-term notes.
- The portfolio had a yield-to-maturity of 1.28% for the month of November 2022. This is 0.17% below Valley Water's benchmark, the 24-month floating average of the 2-year Treasury note, which was 1.45%.
- Valley Water's portfolio is reviewed every month for compliance with the Investment Policy. All investments were in compliance for the reporting period.
- California Government Code requires that a public entity structure its portfolio so that it, at minimum, can meet expenditures for the next six months. The investment portfolio has been structured to ensure that sufficient monies will be available to cover anticipated expenditures in the coming six months.

Community Bank Investments

Pursuant to Board direction and governance policies (Executive Limitation 4.7.7) regarding investments in small local banks and credit unions located within the nine Bay Area counties with total assets at or below \$10 billion ("community banks"), staff has expanded business with community banks, and limited business with large banks, as summarized below:

- Letters of Credit – Technology Credit Union, based in San Jose, provides three separate standby letters of credit totaling \$841,000 to Valley Water to meet the U.S. Army Corp's financial assurance requirements for the operations of Upper Penitencia, Coyote Ridge, and Rancho Cañada de Pala Preserve watershed projects.
- Investments – Valley Water's investment portfolio includes over \$45 million, or 5%, in deposits at community banks.
- Revolving Line of Credit – A syndication of three community banks provides up to \$20 million in loan capacity.
- Underwriting – Eight small investment banks located in California are included in Valley Water's underwriting pool; four of these firms are veteran, minority or women owned.
- Large Bank Limitation - Valley Water only conducts business with large banks with total assets greater than \$10 billion that have satisfactory Environmental, Social and Governance (ESG) ratings provided by an independent professional rating firm.

If you have any questions regarding the Investment Report, please contact Darin Taylor, Chief Financial Officer, at 408-630-3068.

DocuSigned by:
 12/14/2022
9CB8A1450C2B497...

Darin Taylor
Chief Financial Officer

Attachment: Monthly Report of Investments for November 2022





**Santa Clara Valley Water Dist.
Portfolio Management
Portfolio Summary
November 30, 2022**

SANTA CLARA VALLEY WATER
5750 Almaden Expressway
San Jose, San Jose, Ca 951
(408)265-2607

Investments	Par Value	Market Value	Book Value	% of Portfolio	YTM 365 Equiv.	Term	Days to Maturity
Treasury Securities - Coupon	137,000,000.00	129,696,926.00	135,669,379.30	18.82	1.810	946	627
Federal Agency Issues - Coupon	300,364,000.00	282,034,968.00	301,130,817.24	41.78	1.205	1,573	725
Negotiable CD's - Interest Bearing	240,000.00	219,929.52	240,000.00	0.03	1.094	1,826	847
LAIF	54,373,478.76	54,373,478.76	54,373,478.76	7.54	1.350	1	1
Medium Term Notes	7,000,000.00	6,784,914.20	6,988,295.87	0.97	2.169	1,620	327
Money Market Account	44,774,848.58	44,774,848.58	44,774,848.58	6.21	1.890	1	1
TimeCD_Deposit Account	124,365,843.01	124,365,843.01	124,365,843.01	17.25	0.499	1	1
Supranational	15,000,000.00	13,933,909.01	15,091,264.28	2.09	1.014	1,663	882
Municipal Bonds	38,215,000.00	36,267,471.55	38,199,562.83	5.30	1.736	1,591	639
Investments	721,333,170.35	692,452,288.63	720,833,489.87	100.00%	1.284	971	477

Total Earnings	November 30 Month Ending	Fiscal Year To Date
Current Year	803,736.97	4,000,369.06
Average Daily Balance	723,172,620.23	765,070,385.90
Effective Rate of Return	1.35%	1.25%

Current market pricing is updated at the end of each month from data provided by Interactive Data, a securities pricing service.

DocuSigned by:

 7BC5EFFA2A234AD... 12/14/2022
 Charlene Sun
 Treasury/T
 DocuSigned by:

 9CB8A1450C2B497... 12/14/2022
 Darin Taylor, Chief Financial Officer

Reporting period 11/01/2022-11/30/2022

Run Date: 12/08/2022 - 14:24

Portfolio SCVW
AC
PM (PRF_PM1) 7.3.0
Report Ver. 7.3.6.1

**Santa Clara Valley Water Dist.
Portfolio Management
Activity Summary
November 2021 through November 2022**

Page 1

Month End	Year	Number of Securities	Total Invested	Yield to Maturity		Managed Pool Rate	Number of Investments Purchased	Number of Investments Redeemed	Average Term	Average Days to Maturity
				360 Equivalent	365 Equivalent					
November	2021	169	636,793,243.98	1.058	1.072	0.240	0	2	1,103	638
December	2021	167	630,102,645.16	1.059	1.074	0.240	0	1	1,114	622
January	2022	170	694,288,528.85	1.002	1.016	0.230	4	1	1,041	582
February	2022	174	685,394,725.06	1.062	1.077	0.230	5	1	1,092	612
March	2022	177	691,619,672.66	1.017	1.031	0.230	4	6	1,067	612
April	2022	175	696,268,659.28	1.031	1.045	0.320	3	4	1,057	608
May	2022	177	660,399,265.16	1.059	1.074	0.320	6	8	1,100	624
June	2022	177	846,631,603.68	1.008	1.022	0.320	8	1	887	499
July	2022	177	800,949,313.72	1.082	1.097	0.750	1	2	933	507
August	2022	174	780,236,284.74	1.163	1.179	0.750	0	8	928	500
September	2022	166	730,294,325.34	1.195	1.212	0.750	0	4	977	513
October	2022	162	733,049,479.77	1.241	1.258	1.350	0	1	965	490
November	2022	161	720,833,489.87	1.267	1.284	1.350	0	4	971	477
Average		171	715,912,402.87	1.096%	1.111%	0.545	2	3	1,018	560

Portfolio SCVW
AC

PM (PRF_PM4) 7.3.0
Report Ver. 7.3.6.1

Run Date: 12/08/2022 - 14:24

Santa Clara Valley Water Dist.
Portfolio Management
Activity By Type
November 1, 2022 through November 30, 2022

Page 1

CUSIP	Investment #	Issuer	Stated Rate	Transaction Date	Purchases or Deposits	Redemptions or Withdrawals	Balance
Treasury Securities - Coupon							
		Subtotal					135,669,379.30
Federal Agency Issues - Coupon							
		Subtotal					301,130,817.24
Negotiable CD's - Interest Bearing							
		Subtotal					240,000.00
LAIF (Monthly Summary)							
		Subtotal					54,373,478.76
Medium Term Notes							
742651DR0	5367	Private Export Funding Corp	2.050	11/15/2022	0.00	3,003,000.00	
		Subtotal			0.00	3,003,000.00	6,988,295.87
Money Market Account (Monthly Summary)							
23380W523	4102	Daily Income US Gov MMF	1.890		6,280,835.36	0.00	
		Subtotal			6,280,835.36	0.00	44,774,848.58
TimeCD_Deposit Account (Monthly Summary)							
SYSS317	5317	Excite CU FKA Alliance CU	2.240		493.82	0.00	
SYSS481	5481	Bank of San Francisco	0.449		5,214.46	0.00	
SYSS309	5309	Community Bank of the Bay	1.050		169.92	169.92	
SYSS371	5371	Community Bank of the Bay	0.500		3,782.54	0.00	
SYS4912	4912	Deposit Account	0.050		76,257,041.19	72,270,036.51	
SYSS398	5398	Meriwest Credit Union	3.102		13,031.66	0.00	
SYSS556	5556	Provident Credit Union	2.018		383.49	0.00	
SYSS369	5369	Technology Credit Union	1.830		23,064.61	0.00	
SYSS553	5553	Union Bank (NIB)			0.00	17,190,237.00	
		Subtotal			76,303,181.69	89,460,443.43	124,365,843.01
Supranational							
		Subtotal					15,091,264.28
Municipal Bonds							
79765R3U1	5164	San Fran CY&Cnty CA PUC WTR	2.619	11/01/2022	0.00	1,000,000.00	
79765R3U1	5331	San Fran CY&Cnty CA PUC WTR	2.619	11/01/2022	0.00	875,000.00	

Portfolio SCVW
AC
PM (PRF_PM3) 7.3.0
Report Ver. 7.3.6.1

Run Date: 12/08/2022 - 14:24

Santa Clara Valley Water Dist.
Portfolio Management
Activity By Type
November 1, 2022 through November 30, 2022

Page 2

CUSIP	Investment #	Issuer	Stated Rate	Transaction Date	Purchases or Deposits	Redemptions or Withdrawals	Balance
Municipal Bonds							
923078CS6	5447	Ventura Cnty CA Public Fin	0.848	11/01/2022	0.00	500,000.00	
Subtotal					0.00	2,375,000.00	38,199,562.83
Total					82,584,017.05	94,838,443.43	720,833,489.87

Portfolio SCVW
AC
PM (PRF_PM3) 7.3.0

Run Date: 12/08/2022 - 14:24

Santa Clara Valley Water Dist.
Portfolio Management
Portfolio Details - Investments
November 30, 2022

Page 1

CUSIP	Investment #	Issuer	Average Balance	Purchase Date	Par Value	Market Value	Book Value	Stated Rate	YTM 365	Days to Term Maturity	Maturity Date
Treasury Securities - Coupon											
91282CBV2	5532	Republic Industries Funding		02/11/2022	5,000,000.00	4,717,970.00	4,918,292.71	0.375	1.592	794	04/15/2024
91282CCC3	5534	Republic Industries Funding		03/08/2022	5,000,000.00	4,694,530.00	4,905,297.25	0.250	1.580	799	05/15/2024
91282CEH0	5547	Republic Industries Funding		06/22/2022	5,000,000.00	4,813,475.00	4,919,707.56	2.625	3.339	1,028	04/15/2025
91282CEH0	5549	Republic Industries Funding		06/22/2022	5,000,000.00	4,813,475.00	4,917,404.07	2.625	3.360	1,028	04/15/2025
91282CBD2	5551	Republic Industries Funding		06/24/2022	8,000,000.00	7,974,688.00	7,985,394.74	0.125	2.390	190	30 12/31/2022
91282CBD2	5552	Republic Industries Funding		06/24/2022	20,000,000.00	19,936,720.00	19,963,240.15	0.125	2.406	190	30 12/31/2022
912828VB3	5384	US Treasury Bill		06/18/2019	3,000,000.00	2,961,444.00	2,999,073.83	1.750	1.821	1,427	165 05/15/2023
912828ZT0	5496	US Treasury Bill		01/12/2021	5,000,000.00	4,532,225.00	4,979,960.94	0.250	0.412	1,600	912 05/31/2025
912828ZT0	5499	US Treasury Bill		01/27/2021	5,000,000.00	4,532,225.00	4,990,736.15	0.250	0.325	1,585	912 05/31/2025
912828ZT0	5500	US Treasury Bill		01/27/2021	5,000,000.00	4,532,225.00	4,991,458.99	0.250	0.319	1,585	912 05/31/2025
91282CCF6	5521	US Treasury Bill		09/28/2021	5,000,000.00	4,463,865.00	4,969,298.40	0.750	0.930	1,706	1,277 05/31/2026
912828ZT0	5522	US Treasury Bill		10/28/2021	3,000,000.00	2,719,335.00	2,951,601.39	0.250	0.908	1,311	912 05/31/2025
912828ZL7	5523	US Treasury Bill		01/18/2022	5,000,000.00	4,561,330.00	4,894,430.98	0.375	1.271	1,198	881 04/30/2025
9128284R8	5525	US Treasury Bill		09/28/2021	5,000,000.00	4,838,670.00	5,267,519.56	2.875	0.701	1,341	912 05/31/2025
91282CCF6	5526	US Treasury Bill		09/29/2021	3,000,000.00	2,678,319.00	2,978,759.59	0.750	0.957	1,705	1,277 05/31/2026
912828ZT0	5527	US Treasury Bill		01/25/2022	5,000,000.00	4,532,225.00	4,869,977.50	0.250	1.318	1,222	912 05/31/2025
912828ZT0	5528	US Treasury Bill		01/25/2022	5,000,000.00	4,532,225.00	4,869,977.50	0.250	1.318	1,222	912 05/31/2025
91282CBW0	5529	US Treasury Bill		02/02/2022	5,000,000.00	4,475,390.00	4,866,058.02	0.750	1.564	1,548	1,246 04/30/2026
912828XT2	5531	US Treasury Bill		02/11/2022	5,000,000.00	4,811,720.00	5,028,642.19	2.000	1.608	840	547 05/31/2024
912828WJ5	5535	US Treasury Bill		03/08/2022	5,000,000.00	4,850,000.00	5,065,938.87	2.500	1.573	799	531 05/15/2024
912828XT2	5536	US Treasury Bill		03/08/2022	5,000,000.00	4,811,720.00	5,030,936.54	2.000	1.577	815	547 05/31/2024
91282CCF6	5538	US Treasury Bill		03/29/2022	5,000,000.00	4,463,865.00	4,695,269.72	0.750	2.600	1,524	1,277 05/31/2026
912828ZT0	5550	US Treasury Bill		06/22/2022	5,000,000.00	4,532,225.00	4,633,135.47	0.250	3.361	1,074	912 05/31/2025
9128284D9	5554	US Treasury Bill		06/30/2022	5,000,000.00	4,966,395.00	4,996,598.83	2.500	2.707	274	120 03/31/2023
912828Q29	5555	US Treasury Bill		06/30/2022	5,000,000.00	4,950,665.00	4,980,668.35	1.500	2.693	274	120 03/31/2023
Subtotal and Average			135,623,721.29		137,000,000.00	129,696,926.00	135,669,379.30		1.810	946	627
Federal Agency Issues - Coupon											
3133EJP60	5318	Federal Farm Credit Bank		01/23/2019	3,000,000.00	2,981,305.62	3,003,870.66	3.000	2.672	1,560	152 05/02/2023
3133ED2B7	5333	Federal Farm Credit Bank		02/01/2019	1,000,000.00	990,449.70	1,007,842.66	3.610	2.560	1,690	291 09/18/2023
3133EKLA2	5372	Federal Farm Credit Bank		05/15/2019	3,000,000.00	2,965,205.52	3,001,262.29	2.300	2.203	1,461	165 05/15/2023
3133EKLA2	5375	Federal Farm Credit Bank		05/24/2019	1,805,000.00	1,784,065.32	1,806,254.21	2.300	2.140	1,452	165 05/15/2023
3133EKQP4	5377	Federal Farm Credit Bank		06/12/2019	5,000,000.00	4,996,407.40	4,999,954.30	1.875	1.906	1,279	11 12/12/2022
3133EKP65	5380	Federal Farm Credit Bank		06/10/2019	3,000,000.00	2,936,460.45	3,004,851.15	2.125	1.903	1,548	278 09/05/2023
3133EDBU5	5381	Federal Farm Credit Bank		06/10/2019	3,000,000.00	2,952,304.53	3,048,605.97	3.500	1.887	1,654	384 12/20/2023
3133EHN25	5382	Federal Farm Credit Bank		06/18/2019	3,000,000.00	2,931,075.51	3,007,615.38	2.200	1.910	1,597	335 11/01/2023
3133EKKU9	5383	Federal Farm Credit Bank		06/18/2019	3,000,000.00	2,932,597.26	3,010,749.87	2.300	1.899	1,604	342 11/08/2023
3133ECPM0	5385	Federal Farm Credit Bank		06/20/2019	4,596,000.00	4,542,685.57	4,602,255.27	2.125	1.814	1,425	165 05/15/2023

Portfolio SCVW

AC

Run Date: 12/08/2022 - 14:24

PM (PRF_PM2) 7.3.0

Report Ver. 7.3.6.1

Santa Clara Valley Water Dist.
Portfolio Management
Portfolio Details - Investments
November 30, 2022

Page 2

CUSIP	Investment #	Issuer	Average Balance	Purchase Date	Par Value	Market Value	Book Value	Stated Rate	YTM 365	Days to Term Maturity	Maturity Date
Federal Agency Issues - Coupon											
3133ECGU2	5386	Federal Farm Credit Bank		06/20/2019	5,000,000.00	4,974,633.15	5,003,963.11	2.120	1.791	1,350	90 03/01/2023
3133EKS7	5387	Federal Farm Credit Bank		06/26/2019	3,000,000.00	2,950,188.24	2,999,278.23	1.770	1.814	1,461	207 06/26/2023
3133EJWA3	5403	Federal Farm Credit Bank		09/27/2019	1,000,000.00	997,077.02	1,002,138.13	2.900	1.616	1,225	64 02/03/2023
3133EKPT7	5425	Federal Farm Credit Bank		11/22/2019	2,175,000.00	2,147,868.88	2,180,542.61	2.125	1.610	1,291	186 06/05/2023
3133ELEL4	5432	Federal Farm Credit Bank		12/19/2019	5,000,000.00	4,935,466.75	5,000,000.00	1.690	1.690	1,245	167 05/17/2023
3133ELNE0	5440	Federal Farm Credit Bank		02/27/2020	5,000,000.00	4,806,840.95	5,012,638.02	1.430	1.214	1,448	440 02/14/2024
3133ELQD9	5442	Federal Farm Credit Bank		03/04/2020	5,000,000.00	4,796,702.10	5,001,163.96	1.230	1.211	1,461	459 03/04/2024
3133ELQD9	5443	Federal Farm Credit Bank		03/04/2020	3,000,000.00	2,878,021.26	3,002,206.52	1.230	1.170	1,461	459 03/04/2024
3133ELQD9	5459	Federal Farm Credit Bank		08/06/2020	5,000,000.00	4,796,702.10	5,060,375.97	1.230	0.265	1,306	459 03/04/2024
3133EL3P7	5460	Federal Farm Credit Bank		08/12/2020	5,000,000.00	4,510,072.60	5,000,000.00	0.530	0.530	1,826	985 08/12/2025
3133ELQD9	5462	Federal Farm Credit Bank		08/07/2020	5,000,000.00	4,796,702.10	5,060,575.99	1.230	0.262	1,305	459 03/04/2024
3133EMJS2	5489	Federal Farm Credit Bank		12/09/2020	5,000,000.00	4,594,043.65	5,000,000.00	0.440	0.440	1,461	739 12/09/2024
3133EMS7	5510	Federal Farm Credit Bank		03/09/2021	5,000,000.00	4,457,978.80	5,000,000.00	0.800	0.800	1,826	1,194 03/09/2026
3133EMYV8	5514	Federal Farm Credit Bank		05/11/2021	5,000,000.00	4,465,680.35	5,002,032.22	0.820	0.808	1,826	1,257 05/11/2026
3133ENPB0	5533	Federal Farm Credit Bank		02/16/2022	5,000,000.00	4,577,721.90	5,000,000.00	2.180	2.180	1,826	1,538 02/16/2027
3133XPKG8	5244	Federal Home Loan Bank		06/21/2018	5,000,000.00	5,005,092.95	5,024,298.41	4.750	2.848	1,723	99 03/10/2023
3130AFE78	5319	Federal Home Loan Bank		01/23/2019	3,000,000.00	2,999,156.07	3,000,188.60	3.000	2.699	1,416	8 12/09/2022
3130AFE78	5332	Federal Home Loan Bank		01/28/2019	3,000,000.00	2,999,156.07	3,000,197.90	3.000	2.684	1,411	8 12/09/2022
313383YJ4	5334	Federal Home Loan Bank		02/01/2019	2,000,000.00	1,977,366.54	2,011,754.36	3.375	2.560	1,680	281 09/08/2023
3130AFE78	5336	Federal Home Loan Bank		02/04/2019	3,000,000.00	2,999,156.07	3,000,260.97	3.000	2.585	1,404	8 12/09/2022
3130A3VC5	5374	Federal Home Loan Bank		05/24/2019	3,000,000.00	2,924,046.45	3,003,186.43	2.250	2.140	1,659	372 12/08/2023
3133834G3	5378	Federal Home Loan Bank		06/06/2019	3,000,000.00	2,962,067.52	3,002,739.88	2.125	1.942	1,464	190 06/09/2023
3130AAHE1	5390	Federal Home Loan Bank		06/24/2019	5,000,000.00	4,879,473.85	5,030,419.36	2.500	1.875	1,628	372 12/08/2023
3133834G3	5423	Federal Home Loan Bank		11/22/2019	3,000,000.00	2,962,067.52	3,007,861.55	2.125	1.607	1,295	190 06/09/2023
3133834G3	5424	Federal Home Loan Bank		11/22/2019	3,240,000.00	3,199,032.92	3,248,417.97	2.125	1.611	1,295	190 06/09/2023
3133834G3	5427	Federal Home Loan Bank		12/11/2019	1,000,000.00	987,355.84	1,002,262.58	2.125	1.677	1,276	190 06/09/2023
3130A3GE8	5466	Federal Home Loan Bank		08/26/2020	5,000,000.00	4,828,468.80	5,237,675.24	2.750	0.390	1,570	743 12/13/2024
3130AL2G8	5504	Federal Home Loan Bank		02/18/2021	10,000,000.00	8,874,328.90	10,000,000.00	0.600	0.600	1,826	1,175 02/18/2026
3130ALKL7	5507	Federal Home Loan Bank		03/25/2021	5,000,000.00	4,453,860.60	5,000,000.00	0.850	0.850	1,826	1,210 03/25/2026
3130ALKL7	5508	Federal Home Loan Bank		03/25/2021	5,000,000.00	4,453,860.60	5,000,000.00	0.850	0.850	1,826	1,210 03/25/2026
3130AM2K7	5513	Federal Home Loan Bank		04/28/2021	10,000,000.00	9,091,670.50	10,000,000.00	1.250	1.097	1,826	1,244 04/28/2026
3130AQM8	5524	Federal Home Loan Bank		01/26/2022	5,000,000.00	4,537,534.60	5,000,000.00	1.125	1.788	1,826	1,517 01/26/2027
3130AQT9	5530	Federal Home Loan Bank		02/28/2022	5,000,000.00	4,741,157.15	5,000,000.00	1.300	1.300	820	544 05/28/2024
3130ARKL4	5537	Federal Home Loan Bank		04/21/2022	5,000,000.00	4,828,563.15	5,000,000.00	2.250	3.614	1,826	1,602 04/21/2027
3130ARQB0	5539	Federal Home Loan Bank		04/28/2022	5,000,000.00	4,842,607.50	5,000,000.00	2.375	3.353	1,096	879 04/28/2025
3130A7PH2	5444	Federal Home Loan Bank-CN		02/28/2020	3,000,000.00	2,894,458.05	3,025,765.34	1.875	1.180	1,470	463 03/08/2024
3134GWND4	5461	Federal Home Loan Mortgage Cor		08/12/2020	5,000,000.00	4,518,974.50	5,000,000.00	0.600	0.600	1,826	985 08/12/2025
3134GWUY0	5476	Federal Home Loan Mortgage Cor		10/19/2020	6,698,000.00	6,144,804.75	6,698,000.00	0.400	0.400	1,533	760 12/30/2024

Portfolio SCVW

AC

PM (PRF_PM2) 7.3.0

Santa Clara Valley Water Dist.
Portfolio Management
Portfolio Details - Investments
November 30, 2022

Page 3

CUSIP	Investment #	Issuer	Average Balance	Purchase Date	Par Value	Market Value	Book Value	Stated Rate	YTM 365	Days to Term Maturity	Maturity Date
Federal Agency Issues - Coupon											
3134GW3W4	5477	Federal Home Loan Mortgage Cor		10/28/2020	5,000,000.00	4,615,597.45	5,000,000.00	0.410	0.410	1,461	697 10/28/2024
3134GW5Q5	5478	Federal Home Loan Mortgage Cor		10/29/2020	5,000,000.00	4,565,182.15	5,000,000.00	0.450	0.450	1,553	790 01/29/2025
3134GXBW5	5485	Federal Home Loan Mortgage Cor		12/01/2020	5,000,000.00	4,456,977.30	5,000,000.00	0.600	0.600	1,807	1,077 11/12/2025
3134GXFX7	5486	Federal Home Loan Mortgage Cor		12/16/2020	5,000,000.00	4,625,670.65	5,000,000.00	0.375	0.375	1,370	655 09/16/2024
3134GXHK3	5490	Federal Home Loan Mortgage Cor		12/24/2020	5,000,000.00	4,571,482.20	5,000,000.00	0.410	0.410	1,551	844 03/24/2025
3134GXJB1	5492	Federal Home Loan Mortgage Cor		12/28/2020	5,000,000.00	4,543,658.30	5,000,000.00	0.420	0.447	1,551	848 03/28/2025
3137EAEEX3	5479	Fed Home Loan Mort Corp-CN		10/21/2020	5,000,000.00	4,494,890.50	4,988,198.09	0.375	0.460	1,798	1,027 09/23/2025
3137EAEU9	5498	Fed Home Loan Mort Corp-CN		01/27/2021	6,900,000.00	6,247,211.29	6,898,781.60	0.375	0.382	1,636	963 07/21/2025
3137EAEEX3	5501	Fed Home Loan Mort Corp-CN		01/28/2021	1,000,000.00	898,978.10	999,299.15	0.375	0.400	1,699	1,027 09/23/2025
3135G0V34	5429	Fed Natl Mortgage Assoc		12/11/2019	5,000,000.00	4,873,993.65	5,045,280.59	2.500	1.700	1,517	431 02/05/2024
3136G4T52	5465	Fed Natl Mortgage Assoc		08/26/2020	4,050,000.00	3,699,728.70	4,050,000.00	0.520	0.520	1,644	817 02/25/2025
3135G04Z3	5488	Fed Natl Mortgage Assoc		12/09/2020	5,000,000.00	4,548,993.15	5,011,331.84	0.500	0.410	1,651	929 06/17/2025
3135GA2Z3	5491	Fed Natl Mortgage Assoc		12/10/2020	5,000,000.00	4,467,317.95	5,000,000.00	0.560	0.560	1,803	1,082 11/17/2025
3135G04Z3	5494	Fed Natl Mortgage Assoc		01/13/2021	5,000,000.00	4,548,993.15	5,002,511.24	0.500	0.480	1,616	929 06/17/2025
3135G05X7	5495	Fed Natl Mortgage Assoc		01/12/2021	5,000,000.00	4,505,340.65	4,986,479.62	0.375	0.475	1,686	998 08/25/2025
3135G06G3	5497	Fed Natl Mortgage Assoc		01/20/2021	4,900,000.00	4,398,752.88	4,905,602.85	0.500	0.461	1,752	1,072 11/07/2025
3135G04Z3	5502	Fed Natl Mortgage Assoc		02/04/2021	5,000,000.00	4,548,993.15	5,013,230.46	0.500	0.395	1,594	929 06/17/2025
3135G03U5	5506	Fed Natl Mortgage Assoc		02/26/2021	5,000,000.00	4,574,942.55	5,001,752.50	0.625	0.610	1,516	873 04/22/2025
3135G03U5	5511	Fed Natl Mortgage Assoc		03/05/2021	5,000,000.00	4,574,942.55	5,010,017.01	0.625	0.540	1,509	873 04/22/2025
3135G0K36	5520	Fed Natl Mortgage Assoc		08/27/2021	5,000,000.00	4,685,509.15	5,223,914.02	2.125	0.780	1,701	1,240 04/24/2026
3135G03U5	5548	Fed Natl Mortgage Assoc		06/22/2022	2,000,000.00	1,829,977.02	1,875,999.12	0.625	3.364	1,035	873 04/22/2025
3135G0U43	5341	FNMA Discount Notes		02/12/2019	3,000,000.00	2,955,317.88	3,007,214.04	2.875	2.546	1,673	285 09/12/2023
Subtotal and Average			301,157,800.97		300,364,000.00	282,034,968.00	301,130,817.24		1.205	1,573	725
Negotiable CD's - Interest Bearing											
79772FAF3	5445	San Francisco FCU		03/27/2020	240,000.00	219,929.52	240,000.00	1.100	1.094	1,826	847 03/27/2025
Subtotal and Average			240,000.00		240,000.00	219,929.52	240,000.00		1.094	1,826	847
LAIF											
SYS88-0237LAIF	88-0237LAIF	Local Agency Investment Fund			54,373,478.76	54,373,478.76	54,373,478.76	1.350	1.350	1	1
Subtotal and Average			54,373,478.76		54,373,478.76	54,373,478.76	54,373,478.76		1.350	1	1
Medium Term Notes											
037833DE7	5202	Apple Inc		05/03/2018	3,000,000.00	2,991,817.14	2,997,447.20	2.400	2.819	1,716	43 01/13/2023
037833DX5	5505	Apple Inc		02/23/2021	2,000,000.00	1,805,804.48	1,993,897.14	0.550	0.664	1,639	993 08/20/2025
478160BT0	5350	Johnson & Johnson		03/05/2019	2,000,000.00	1,987,292.58	1,996,951.53	2.050	2.697	1,457	90 03/01/2023
Subtotal and Average			8,388,145.71		7,000,000.00	6,784,914.20	6,988,295.87		2.169	1,620	327

Portfolio SCVW

AC

PM (PRF_PM2) 7.3.0

Santa Clara Valley Water Dist.
Portfolio Management
Portfolio Details - Investments
November 30, 2022

Page 4

CUSIP	Investment #	Issuer	Average Balance	Purchase Date	Par Value	Market Value	Book Value	Stated Rate	YTM 365	Days to Term Maturity	Maturity Date
Money Market Account											
23380W523	4102	Daily Income US Gov MMF			44,774,848.58	44,774,848.58	44,774,848.58	1.890	1.890	1	1
Subtotal and Average			42,903,382.72		44,774,848.58	44,774,848.58	44,774,848.58	1.890	1.890	1	1
TimeCD_Deposit Account											
SYS5317	5317	Excite CU FKA Alliance CU			243,501.41	243,501.41	243,501.41	2.240	2.240	1	1
SYS5311	5311	Bank of San Francisco			237,101.76	237,101.76	237,101.76	0.880	0.880	1	1
SYS5481	5481	Bank of San Francisco			14,132,026.79	14,132,026.79	14,132,026.79	0.449	0.449	1	1
SYS5540	5540	Bank of San Francisco			4,008,722.32	4,008,722.32	4,008,722.32	1.242	1.242	1	1
SYS5309	5309	Community Bank of the Bay			250,000.00	250,000.00	250,000.00	1.050	1.050	1	1
SYS5371	5371	Community Bank of the Bay			5,172,979.78	5,172,979.78	5,172,979.78	0.500	0.500	1	1
SYS4912	4912	Deposit Account			41,157,105.21	41,157,105.21	41,157,105.21	0.050	0.050	1	1
SYS5398	5398	Meriwest Credit Union			5,118,011.27	5,118,011.27	5,118,011.27	3.102	3.102	1	1
SYS5397	5397	Provident Credit Union			0.00	0.00	0.00	2.579	2.579	1	1
SYS5556	5556	Provident Credit Union		07/28/2022	231,588.95	231,588.95	231,588.95	2.018	2.018	1	1
SYS5310	5310	Technology Credit Union			237,233.06	237,233.06	237,233.06	1.000	1.000	1	1
SYS5369	5369	Technology Credit Union			15,569,849.46	15,569,849.46	15,569,849.46	1.830	1.830	1	1
SYS5553	5553	Union Bank (NIB)			38,007,723.00	38,007,723.00	38,007,723.00	0.000	0.000	1	1
Subtotal and Average			127,193,585.89		124,365,843.01	124,365,843.01	124,365,843.01	0.499	0.499	1	1
Supranational											
4581X0DL9	5517	Inter-American Dev't Bank		05/20/2021	2,000,000.00	1,849,377.02	2,012,487.95	0.875	0.604	1,414	854 04/03/2025
4581X0DK1	5503	INTERAMERI DEV		02/05/2021	3,000,000.00	2,832,480.00	3,092,015.74	1.750	0.396	1,498	834 03/14/2025
459058GL1	5290	INTL BK RECON & DEVELOP		12/03/2018	3,000,000.00	2,954,773.86	3,001,013.98	3.000	2.955	1,759	300 09/27/2023
459058JL8	5518	INTL BK RECON & DEVELOP		05/24/2021	2,000,000.00	1,797,644.28	1,985,746.61	0.500	0.750	1,618	1,062 10/28/2025
45950VPT7	5509	INTL FINANCE CORP		03/15/2021	5,000,000.00	4,499,633.85	5,000,000.00	0.500	0.500	1,826	1,200 03/15/2026
Subtotal and Average			15,092,952.79		15,000,000.00	13,933,909.01	15,091,264.28	1.014	1.663	882	
Municipal Bonds											
54438CYK2	5484	Los Angeles Community College		11/10/2020	1,000,000.00	900,910.00	1,000,000.00	0.773	0.773	1,725	974 08/01/2025
010878AS5	5541	County of Alameda		05/26/2022	500,000.00	491,475.00	517,094.22	4.000	3.000	1,528	1,339 08/01/2026
127109QA7	5402	Cabrillo Comnt		10/08/2019	1,230,000.00	1,181,218.20	1,230,000.00	2.034	2.034	1,759	609 08/01/2024
13067WSW3	5542	CA Department Water Resources		05/26/2022	440,000.00	383,640.40	402,732.62	1.051	3.350	1,650	1,461 12/01/2026
13067WRC8	5545	CA Department Water Resources		05/27/2022	500,000.00	448,070.00	468,753.48	0.790	3.000	1,284	1,096 12/01/2025
13034AL65	5487	CA Infrastructure & Econ Dev		12/17/2020	1,250,000.00	1,123,162.50	1,250,000.00	0.765	0.765	1,749	1,035 10/01/2025
702274CN9	5285	City of Pasadena		12/06/2018	1,055,000.00	1,055,000.00	1,055,000.00	3.338	3.338	1,456	0 12/01/2022
357172B79	5515	Fremont Unifled High Sch Dstt		05/26/2021	100,000.00	90,852.00	100,000.00	0.845	0.845	1,528	974 08/01/2025
357172B61	5516	Fremont Unifled High Sch Dstt		05/26/2021	750,000.00	702,060.00	750,000.00	0.553	0.553	1,163	609 08/01/2024
368079HT9	5364	Gavilan Joint Community CLG-A1		04/18/2019	400,000.00	394,704.00	400,000.00	2.620	2.619	1,566	243 08/01/2023

Portfolio SCVW

AC

PM (PRF_PM2) 7.3.0

Run Date: 12/08/2022 - 14:24

Santa Clara Valley Water Dist.
Portfolio Management
Portfolio Details - Investments
November 30, 2022

CUSIP	Investment #	Issuer	Average Balance	Purchase Date	Par Value	Market Value	Book Value	Stated Rate	YTM 365	Days to Term Maturity	Maturity Date
Municipal Bonds											
368079KB4	5471	Gavilan Joint Community CLG-A1		10/15/2020	750,000.00	729,930.00	750,000.00	0.524	0.524	1,020	243 08/01/2023
368079KC2	5472	Gavilan Joint Community CLG-A1		10/15/2020	600,000.00	562,776.00	600,000.00	0.739	0.739	1,386	609 08/01/2024
376087FY3	5414	Gilroy USD		10/31/2019	600,000.00	587,526.00	600,000.00	1.793	1.793	1,370	243 08/01/2023
376087FZ0	5415	Gilroy USD		10/31/2019	550,000.00	524,298.50	550,000.00	1.833	1.833	1,736	609 08/01/2024
54465AGP1	5368	LA County Redev Agency		04/22/2019	1,750,000.00	1,709,190.00	1,744,058.37	2.000	2.480	1,593	274 09/01/2023
530319SK9	5468	Liberty Union HSD		10/07/2020	800,000.00	747,944.00	800,000.00	0.650	0.643	1,394	609 08/01/2024
530319SL7	5469	Liberty Union HSD		10/07/2020	825,000.00	747,359.25	825,000.00	0.760	0.760	1,759	974 08/01/2025
542411NJ8	5413	Long Beach Community College		10/23/2019	2,500,000.00	2,381,625.00	2,500,000.00	1.803	1.803	1,744	609 08/01/2024
56781RJG3	5329	Marin CCD GO-B1		02/07/2019	600,000.00	593,352.00	600,000.00	2.895	2.895	1,636	243 08/01/2023
677765GV5	5401	Ohlone Community College		09/26/2019	2,000,000.00	1,909,020.00	2,000,000.00	1.814	1.814	1,771	609 08/01/2024
677765GW3	5480	Ohlone Community College		10/22/2020	2,865,000.00	2,690,120.40	2,960,616.00	1.975	0.700	1,744	974 08/01/2025
799306QJ7	5417	San Rafael CA Elem Sch Dist		11/13/2019	1,000,000.00	980,850.00	1,000,000.00	1.865	1.865	1,357	243 08/01/2023
801546QV7	5519	Cnty Santa Clara		07/28/2021	1,770,000.00	1,663,056.60	1,823,248.67	2.000	0.850	1,465	974 08/01/2025
79773KDC5	5512	SF City and County GO Bonds		03/30/2021	830,000.00	747,083.00	830,000.00	0.728	0.728	1,538	927 06/15/2025
798186N81	5493	San Jose Unified Sch District		01/20/2021	1,000,000.00	902,100.00	1,000,000.00	0.558	0.558	1,654	974 08/01/2025
798186N81	5546	San Jose Unified Sch District		05/31/2022	405,000.00	365,350.50	379,233.47	0.558	3.080	1,158	974 08/01/2025
802498UG8	5411	Santa Monica-Malibu USD		11/06/2019	650,000.00	637,949.00	650,000.00	1.669	1.669	1,364	243 08/01/2023
802498UH6	5412	Santa Monica-Malibu USD		11/06/2019	500,000.00	478,270.00	500,000.00	1.719	1.719	1,730	609 08/01/2024
835569GR9	5416	Sonoma County CA Jnr Clg Dist		11/12/2019	1,000,000.00	962,430.00	1,000,000.00	2.061	2.061	1,724	609 08/01/2024
799408Z85	5475	SAN RAMON VALLEY UNIFIED		10/20/2020	1,700,000.00	1,540,863.00	1,700,000.00	0.740	0.740	1,746	974 08/01/2025
799408Z93	5543	SAN RAMON VALLEY UNIFIED		05/26/2022	390,000.00	345,064.20	358,701.53	1.034	3.400	1,528	1,339 08/01/2026
91412HEX7	5353	University of California		03/19/2019	600,000.00	594,090.00	600,000.00	2.657	2.657	1,518	165 05/15/2023
91412GQF5	5365	University of California		05/15/2019	500,000.00	486,540.00	502,069.80	2.900	2.595	1,827	531 05/15/2024
91412GQE8	5370	University of California		05/01/2019	1,565,000.00	1,550,226.40	1,566,615.16	2.750	2.510	1,475	165 05/15/2023
923040GU7	5409	Ventura Cnty Comm College Dist		10/31/2019	1,000,000.00	957,060.00	1,000,000.00	1.800	1.800	1,736	609 08/01/2024
923040GT0	5410	Ventura Cnty Comm College Dist		10/31/2019	1,250,000.00	1,227,312.50	1,250,000.00	1.750	1.750	1,370	243 08/01/2023
923078CV9	5544	Ventura Cnty CA Public Fin		05/26/2022	990,000.00	898,613.10	937,738.82	1.323	3.250	1,255	1,066 11/01/2025
93974D5Q7	5279	Washington State GO Bond		10/01/2018	2,000,000.00	1,976,380.00	1,998,700.69	3.030	3.136	1,765	243 08/01/2023
Subtotal and Average			38,199,552.10		38,215,000.00	36,267,471.55	38,199,562.83	1.736	1.591	639	
Total and Average			723,172,620.23		721,333,170.35	692,452,288.63	720,833,489.87	1.284	971	477	



Santa Clara Valley Water Dist.
Transaction Activity Report
November 1, 2022 - November 30, 2022
Sorted by Transaction Date - Transaction Date
All Funds

SANTA CLARA VALLEY WATER
 5750 Almaden Expressway
 San Jose, San Jose, Ca 951
 (408)265-2607

Investment #	Fund	CUSIP	Inv Descrip	TransactionType	TransactionDate	MaturityDate	RedemptionType	New Principal	Principal Paydowns	Interest	Total Cash
4102	82	23380W523	Money Market Fund	Purchase	11/01/2022			84,820.33			-84,820.33
4102	82	23380W523	Money Market Fund	Purchase	11/01/2022			33,000.00			-33,000.00
4102	82	23380W523	Money Market Fund	Purchase	11/01/2022			24,553.13			-24,553.13
4102	82	23380W523	Money Market Fund	Purchase	11/01/2022			2,120.00			-2,120.00
4102	82	23380W523	Money Market Fund	Purchase	11/01/2022			6,548.85			-6,548.85
4102	82	23380W523	Money Market Fund	Purchase	11/01/2022			1,875,000.00			-1,875,000.00
4102	82	23380W523	Money Market Fund	Purchase	11/01/2022			500,000.00			-500,000.00
5164	82	79765R3U1	SFOWTR 2.619%	Redemption	11/01/2022	11/01/2022	Maturity		1,000,000.00		1,000,000.00
5331	82	79765R3U1	SFOWTR 2.619%	Redemption	11/01/2022	11/01/2022	Maturity		875,000.00		875,000.00
5447	82	923078CS6	VNTCTF 0.848% MAT	Redemption	11/01/2022	11/01/2022	Maturity		500,000.00		500,000.00
5164	82	79765R3U1	SFOWTR 2.619%	Interest	11/01/2022	11/01/2022				13,095.00	13,095.00
5331	82	79765R3U1	SFOWTR 2.619%	Interest	11/01/2022	11/01/2022				11,458.13	11,458.13
5382	82	3133EHN25	FEDERAL FARM CR	Interest	11/01/2022	11/01/2023				33,000.00	33,000.00
5447	82	923078CS6	VNTCTF 0.848% MAT	Interest	11/01/2022	11/01/2022				2,120.00	2,120.00
5544	82	923078CV9	VENTURA CNTY	Interest	11/01/2022	11/01/2025				6,548.85	6,548.85
5544	82	923078CV9	VENTURA CNTY	Accr Int	11/01/2022	11/01/2025			909.56	-909.56	0.00
4102	82	23380W523	Money Market Fund	Interest	11/01/2022					84,820.33	84,820.33
Totals for 11/01/2022								2,526,042.31	2,375,909.56	150,132.75	0.00
4102	82	23380W523	Money Market Fund	Purchase	11/02/2022			45,000.00			-45,000.00
5318	82	3133EJP60	FEDERAL FARM CR	Interest	11/02/2022	05/02/2023				45,000.00	45,000.00
Totals for 11/02/2022								45,000.00		45,000.00	0.00
4102	82	23380W523	Money Market Fund	Purchase	11/07/2022			12,250.00			-12,250.00
5497	82	3135G06G3	FEDERAL NATL MTG	Interest	11/07/2022	11/07/2025				12,250.00	12,250.00
Totals for 11/07/2022								12,250.00		12,250.00	0.00
4102	82	23380W523	Money Market Fund	Purchase	11/08/2022			34,500.00			-34,500.00
5383	82	3133EKKU9	FEDERAL FARM CR	Interest	11/08/2022	11/08/2023				34,500.00	34,500.00
Totals for 11/08/2022								34,500.00		34,500.00	0.00
4102	82	23380W523	Money Market Fund	Purchase	11/14/2022			20,500.00			-20,500.00
4102	82	23380W523	Money Market Fund	Purchase	11/14/2022			15,000.00			-15,000.00
5485	82	3134GXBM5	FEDERAL HOME LN	Interest	11/14/2022	11/12/2025				15,000.00	15,000.00
5514	82	3133EMV8	FEDERAL FARM CR	Interest	11/14/2022	05/11/2026				20,500.00	20,500.00
Totals for 11/14/2022								35,500.00		35,500.00	0.00
4102	82	23380W523	Money Market Fund	Purchase	11/15/2022			48,832.50			-48,832.50
4102	82	23380W523	Money Market Fund	Purchase	11/15/2022			55,257.50			-55,257.50
4102	82	23380W523	Money Market Fund	Purchase	11/15/2022			30,780.75			-30,780.75

Portfolio SCVW
 AC
 TA (PRF_TA) 7.1.1
 Report Ver. 7.3.6.1

Santa Clara Valley Water Dist.
Transaction Activity Report
Sorted by Transaction Date - Transaction Date

Page 2

Investment #	Fund	CUSIP	Inv Descrip	TransactionType	TransactionDate	MaturityDate	RedemptionType	New Principal	Principal Paydowns	Interest	Total Cash
4102	82	23380W523	Money Market Fund	Purchase	11/15/2022			26,250.00			-26,250.00
4102	82	23380W523	Money Market Fund	Purchase	11/15/2022			62,500.00			-62,500.00
4102	82	23380W523	Money Market Fund	Purchase	11/15/2022			6,250.00			-6,250.00
4102	82	23380W523	Money Market Fund	Purchase	11/15/2022			21,518.75			-21,518.75
4102	82	23380W523	Money Market Fund	Purchase	11/15/2022			7,250.00			-7,250.00
4102	82	23380W523	Money Market Fund	Purchase	11/15/2022			7,971.00			-7,971.00
4102	82	23380W523	Money Market Fund	Purchase	11/15/2022			3,003,000.00			-3,003,000.00
5367	82	742651DR0	PRIVATE EXPT FDG	Redemption	11/15/2022	11/15/2022	Maturity		3,003,000.00		3,003,000.00
5353	82	91412HEX7	UNIVERSITY CALIF	Interest	11/15/2022	05/15/2023				7,971.00	7,971.00
5365	82	91412GQF5	UNIVERSITY CALIF	Interest	11/15/2022	05/15/2024				7,250.00	7,250.00
5367	82	742651DR0	PRIVATE EXPT FDG	Interest	11/15/2022	11/15/2022				30,780.75	30,780.75
5370	82	91412GOE8	UNIVERSITY CALIF	Interest	11/15/2022	05/15/2023				21,518.75	21,518.75
5372	82	3133EKL2	FEDERAL FARM CR	Interest	11/15/2022	05/15/2023				34,500.00	34,500.00
5375	82	3133EKL2	FEDERAL FARM CR	Interest	11/15/2022	05/15/2023				20,757.50	20,757.50
5384	82	912828VB3	UNITED STATES	Interest	11/15/2022	05/15/2023				26,250.00	26,250.00
5385	82	3133ECPM0	FEDERAL FARM CR	Interest	11/15/2022	05/15/2023				48,832.50	48,832.50
5534	82	91282CCC3	UNITED STATES	Interest	11/15/2022	05/15/2024				6,250.00	6,250.00
5535	82	912828WJ5	UNITED STATES	Interest	11/15/2022	05/15/2024				62,500.00	62,500.00
Totals for 11/15/2022								3,269,610.50	3,003,000.00	266,610.50	0.00
4102	82	23380W523	Money Market Fund	Purchase	11/17/2022			42,250.00			-42,250.00
4102	82	23380W523	Money Market Fund	Purchase	11/17/2022			14,000.00			-14,000.00
5432	82	3133ELEL4	FEDERAL FARM CR	Interest	11/17/2022	05/17/2023				42,250.00	42,250.00
5491	82	3135GA2Z3	FEDERAL NATL MTG	Interest	11/17/2022	11/17/2025				14,000.00	14,000.00
Totals for 11/17/2022								56,250.00		56,250.00	0.00
4102	82	23380W523	Money Market Fund	Purchase	11/25/2022			7,083.33			-7,083.33
5507	82	3130ALKL7	FEDERAL HOME	Interest	11/25/2022	03/25/2026				3,541.66	3,541.66
5508	82	3130ALKL7	FEDERAL HOME	Interest	11/25/2022	03/25/2026				3,541.67	3,541.67
Totals for 11/25/2022								7,083.33		7,083.33	0.00
4102	82	23380W523	Money Market Fund	Purchase	11/28/2022			32,500.00			-32,500.00
4102	82	23380W523	Money Market Fund	Purchase	11/28/2022			224.22			-224.22
5445	82	79772FAF3	SF FCU 1.1% MAT	Interest	11/28/2022	03/27/2025				224.22	224.22
5530	82	3130AQT9	FEDERAL HOME	Interest	11/28/2022	05/28/2024				32,500.00	32,500.00
Totals for 11/28/2022								32,724.22		32,724.22	0.00
4102	82	23380W523	Money Market Fund	Purchase	11/30/2022			71,875.00			-71,875.00
4102	82	23380W523	Money Market Fund	Purchase	11/30/2022			100,000.00			-100,000.00
4102	82	23380W523	Money Market Fund	Purchase	11/30/2022			41,250.00			-41,250.00
4102	82	23380W523	Money Market Fund	Purchase	11/30/2022			48,750.00			-48,750.00
5496	82	912828ZT0	UNITED STATES	Interest	11/30/2022	05/31/2025				6,250.00	6,250.00
5499	82	912828ZT0	UNITED STATES	Interest	11/30/2022	05/31/2025				6,250.00	6,250.00
5500	82	912828ZT0	UNITED STATES	Interest	11/30/2022	05/31/2025				6,250.00	6,250.00
5521	82	91282CCF6	UNITED STATES	Interest	11/30/2022	05/31/2026				18,750.00	18,750.00

Portfolio SCVW

AC

TA (PRF_TA) 7.1.1
Report Ver. 7.3.6.1

Run Date: 12/08/2022 - 14:32

Santa Clara Valley Water Dist.
Transaction Activity Report
Sorted by Transaction Date - Transaction Date

Page 3

Investment #	Fund	CUSIP	Inv Descrip	TransactionType	TransactionDate	MaturityDate	RedemptionType	New Principal	Principal Paydowns	Interest	Total Cash
5522	82	912828ZT0	UNITED STATES	Interest	11/30/2022	05/31/2025				3,750.00	3,750.00
5525	82	9128284R8	UNITED STATES	Interest	11/30/2022	05/31/2025				71,875.00	71,875.00
5526	82	91282CCF6	UNITED STATES	Interest	11/30/2022	05/31/2026				11,250.00	11,250.00
5527	82	912828ZT0	UNITED STATES	Interest	11/30/2022	05/31/2025				6,250.00	6,250.00
5528	82	912828ZT0	UNITED STATES	Interest	11/30/2022	05/31/2025				6,250.00	6,250.00
5531	82	912828XT2	UNITED STATES	Interest	11/30/2022	05/31/2024				50,000.00	50,000.00
5536	82	912828XT2	UNITED STATES	Interest	11/30/2022	05/31/2024				50,000.00	50,000.00
5538	82	91282CCF6	UNITED STATES	Interest	11/30/2022	05/31/2026				18,750.00	18,750.00
5550	82	912828ZT0	UNITED STATES	Interest	11/30/2022	05/31/2025				6,250.00	6,250.00
5550	82	912828ZT0	UNITED STATES	Accr Int	11/30/2022	05/31/2025			751.37	-751.37	0.00
Totals for 11/30/2022								261,875.00	751.37	261,123.63	0.00
Grand Total								6,280,835.36	5,379,660.93	901,174.43	0.00

Portfolio SCVW
AC
TA (PRF_TA) 7.1.1
Report Ver. 7.3.6.1

Run Date: 12/08/2022 - 14:32