



SANTA CLARA VALLEY WATER DISTRICT

NON-AGENDA

November 18, 2022

Board Policy EL-7 Communication and Support to the Board
The BAOs shall inform and support the Board in its work.

Page		<u>CEO BULLETIN & NEWSLETTERS</u>
3		CEO Bulletin: Weeks of November 4 – November 17, 2022
		<u>BOARD MEMBER REQUESTS & INFORMATIONAL ITEMS</u>
8		BMR/IBMR Weekly Reports: 11/17/22
9		Memo from Darin Taylor, CFO, to the Board of Directors, dated 11/09/22, regarding Summary of Monthly Report of Investments, October 2022.
		<u>INCOMING BOARD CORRESPONDENCE</u>
		Board Correspondence Weekly Report: None.
25		Email from Fred Ball, to the Board of Directors, dated 11/12/22, regarding Flume Water Sensor Water Meter Destroyed (C-22-0200).
28		Email from Kristina Loquist, Chief of Staff, Office of County Supervisor Joe Simitian, to the Board of Directors, dated 11/14/22, regarding Supervisor Simitian's Statement in Response to Lehigh's Announcement Regarding the Cement Plant (C-22-0201)
		<u>OUTGOING BOARD CORRESPONDENCE</u>
		None.

Board correspondence has been removed from the online posting of the Non-Agenda to protect personal contact information. Lengthy reports/attachments may also be removed due to file size limitations. Copies of board correspondence and/or reports/attachments are available by submitting a public records request to publicrecords@valleywater.org.

CEO BULLETIN

CEO BULLETIN



To: Board of Directors
From: Rick L. Callender, CEO

Weeks of November 4 – November 17, 2022

Board Executive Limitation Policy EL-7:

The Board Appointed Officers shall inform and support the Board in its work. Further, a BAO shall 1) inform the Board of relevant trends, anticipated adverse media coverage, or material external and internal changes, particularly changes in the assumptions upon which any Board policy has previously been established and 2) report in a timely manner an actual or anticipated noncompliance with any policy of the Board.

Item	IN THIS ISSUE
<u>1</u>	Safe, Clean Water Mini-Grant Closeout: Bay Area Older Adults' Watershed Appreciation Program Project
<u>2</u>	Safe, Clean Water Mini-Grant Closeout: Guadalupe River Park Conservancy's Guadalupe Watershed Ecosystem Education Project
<u>3</u>	Safe, Clean Water Mini-Grant Closeout: Living Classroom's Campbell Union School District Native Ecology Lessons Project
<u>4</u>	Planned 2-week Silicon Valley Advance Water Purification Center Shutdown from December 1-15, 2022
<u>5</u>	Valley Water to Begin Pre-Construction Tree Work Ahead of the Coyote Creek Flood Management Measures Project

1. Safe, Clean Water Mini-Grant Closeout: Bay Area Older Adults' Watershed Appreciation Program Project

In Fiscal Year 2021, Valley Water awarded Bay Area Older Adults a \$5,000 Safe, Clean Water Program D3 Mini-Grant for their Watershed Appreciation Program (Project). Bay Area Older Adults completed the Project on May 5, 2022 and submitted the final invoice items on August 18, 2022, allowing for grant closeout.

Bay Area Older Adults is a 501(c)(3) nonprofit with a vision to create sustainable communities of older adults and improve the quality of their lives through healthy and social activities. Bay Area Older Adults partnered with the Vista Center for the Blind, Guadalupe River Park Conservancy, Knight Foundation, and Santa Clara Valley Open Space Authority to offer four programs that allowed visually impaired persons (VIPs), specifically adults age 50+, to experience Santa Clara County watersheds first-hand. The Project kicked off on April 8, 2021 with a virtual program that focused on the sounds and detailed description of the watersheds and wildlife at Joseph D. Grant County Park (San Jose, CA). As Santa Clara County's COVID-19 regulations permitted, the three remaining programs resumed in-person on January 20, 2022 to incorporate the smells, textures, and sounds of wildlife at Los Gatos Creek County Park (Campbell, CA), Coyote Creek Ogier Ponds (Morgan Hill, CA), and Guadalupe River Park (San Jose, CA). VIPs were educated on the watershed's role in the ecosystem and learned about nearby projects that restore and preserve wildlife habitats. This Project promoted physical and social activities that focused on combatting

social isolation, sedentary lifestyles, high levels of poverty, and high risks of chronic diseases likely common among seniors with vision loss.

Key Outcomes:

- Developed four multisensory educational programs that engaged a total of 82 participants.
- Achieved 95% of survey respondents correctly answering multiple-choice questions that indicated successful learning of the watersheds.
- Created and shared the highlights of each program via a video for the virtual tour, and photo albums for the in-person tours:
 - Joseph D. Grant County (virtual):
<https://www.bayareaolderadults.org/videos#june2021jdgrant>
 - Los Gatos Creek County Park (in-person):
<https://www.bayareaolderadults.org/photogallery/2022/116>
 - Coyote Creek Ogier Ponds (in-person):
<https://www.bayareaolderadults.org/photo-gallery/2022/117>
 - Guadalupe River Park (in-person):
<https://www.bayareaolderadults.org/photo-gallery/2022/120>

For further information, please contact Donald Rocha at (408) 630-2238.

2. Safe, Clean Water Mini-Grant Closeout: Guadalupe River Park Conservancy's Guadalupe Watershed Ecosystem Education Project

In Fiscal Year 2020, Valley Water awarded Guadalupe River Park Conservancy a \$4,725 Safe, Clean Water Program D3 Mini-Grant for their Guadalupe Watershed Ecosystem Education Project (Project). Guadalupe River Park Conservancy completed the Project on April 11, 2022, and submitted the final invoice items on June 7, 2022, allowing for grant closeout.

Guadalupe River Park Conservancy (GRPC) is a 501(c)(3) nonprofit that provides community leadership for the development and active use of the Guadalupe River Park & Gardens in San Jose, CA through education, advocacy, and stewardship. The mini-grant funds provided Virtual Field Trip (VFT) scholarships to classes at Title I schools to gain a deeper understanding of the Guadalupe River riparian corridor and ecosystem. Title I schools are defined as having at least 40% of registered students eligible for Free or Reduced Price Meal. The VFT scholarship is valued at \$500 per class, and included a live virtual field trip session, six science lesson plans and learning material, and post-field trip activities. Nine classes from the following Title I elementary schools in San Jose received the VFT scholarship: Donald J. Meyer Elementary, O.B. Whaley Elementary, Selma Olinder Elementary, Thomas P. Ryan Elementary, and Katherine R. Smith Elementary. The students participated in nine virtual field trips that engaged them in interactive activities such as animal encounters, habitat adaptation observations, and scavenger hunts. Each field trip incorporated Next Generation Science Standards, Common Core State Standards, and developmental milestones to measure learning outcomes appropriate to the students' grade level.

Key Outcomes:

- Developed six science lesson materials for an eight-week long Virtual Field Trip program.
- Awarded nine scholarships totaling a value of \$4,500 to nine classes from Title I elementary schools.
- Provided 183 students, grade levels K-8, the opportunity to learn about the intricacies of the Guadalupe River Park & Gardens ecological system.
- Reached 4,620 users and 135 teachers through five social media posts and 12 email blasts throughout the 2021-2022 academic year.

- Evaluated teachers to rank levels of satisfaction on the following statements and using a scale of 0 (lowest) to 10 (highest):
 - Engagement with Virtual Field Trip Package – 9.25
 - VFT meeting the academic goals for students – 9.25
 - Quality of instruction – 9.4
 - Overall field trip experience – 9

For further information, please contact Donald Rocha at (408) 630-2238.

3. Safe, Clean Water Mini-Grant Closeout: Living Classroom's Campbell Union School District Native Ecology Lessons Project

In Fiscal Year 2020, Valley Water awarded Living Classroom a \$5,000 Safe, Clean Water Program D3 Mini-Grant for their Campbell Union School District Native Ecology Lessons Project (Project). Living Classroom completed the Project on June 2022 and submitted the final invoice items on August 25, 2022, allowing for grant closeout.

Living Classroom is a 501(c)(3) non-profit that works with schools in Santa Clara County to empower the next generation of environmental champions through academically relevant garden-based education. The Project provided ecology lessons, outdoor instruction, and experiential learning to students at six elementary schools within the Campbell Union School District: Capri Elementary, Forest Hill Elementary, Lynhaven Elementary, Sherman Oaks Elementary (bilingual school), Castlemont Elementary, and Rosemary Elementary. Living Classroom delivered two types of lessons throughout the 2021-2022 academic year: "Animal Homes" to first grade students during the Fall 2021 trimester, and "Garden of Senses" for kindergarten and transitional kindergarten students during the Spring 2022 trimester. The "Animal Homes" lesson encouraged exploration of the native habitat garden for students to understand its significance for a healthy ecosystem. The "Garden of Senses" lesson engaged students to use their five senses to communicate their observations of the important native plants and wildlife in their school's native habitat garden. Both lessons introduced students to environmental concepts in an approachable way and enhanced their ability to translate findings into writing by completing take-home worksheets.

Key Outcomes:

- Delivered a total of 35 ecology lessons: 18 "Garden of Senses" lessons and 19 "Animal Homes" lessons
- Inspired 714 transitional kindergarten, kindergarten, and first grade students to learn and value our natural world through garden-based education
- Achieved a 93% of survey responses from schoolteachers, with 100% of respondents stating that lessons met their expectations

For further information, please contact Donald Rocha at 408-630-2338.

4. Planned 2-week Silicon Valley Advance Water Purification Center Shutdown from December 1-15, 2022

On December 1, 2022, the Silicon Valley Advanced Water Purification Center (SVAWPC) will be shut down for two (2) weeks to complete the inspection and hydro-flushing of the center's 36" influent pipeline and perform required annual maintenance activities. Major annual maintenance activities scheduled to be completed during this shutdown period are the replacement of Micro Filtration (MF) system valve, repair of fiberglass chemical storage tanks, and inspection of electrical systems.

Annual maintenance activities that require plant shutdowns are coordinated with the San Jose/Santa Clara Regional Wastewater Facility, which provides the secondary treated wastewater influent to SVAWPC, and are planned to occur when the recycled water demand is low.

During the shutdown, South Bay Water Recycling customers might notice a slight change in the water characteristics due to lack of purified water for blending from the SVAWPC. The SVAWPC is scheduled to return to service by the end of day on December 15, 2022.

For further information, please contact Sam Bogale at (408) 630-3505.

5. Valley Water to Begin Pre-Construction Tree Work Ahead of the Coyote Creek Flood Management Measures Project

In preparation for the upcoming construction of the Coyote Creek Flood Management Measures Project, Valley Water will be conducting pre-construction tree work along Coyote Creek between Old Oakland Road and Highway 280 in San Jose.

Valley Water will be removing trees and vegetation in two phases. The first phase is anticipated to begin in mid-November 2022 and is expected to last approximately two months, with crews working Monday through Friday, 8 am to 5 pm. Work will not occur during the holidays. This first phase will be conducted in areas within Valley Water's existing right-of-way. The second phase will be conducted on private property (for which Valley Water is in the process of obtaining the necessary rights) and is expected to begin in early 2023.

Valley Water has prepared public outreach materials that will go out to property owners adjacent to the work sites via mailers and social media postings ahead of the first phase of work. Additional outreach materials will be prepared prior to the second phase that will be sent to the property owners adjacent to the second phase work sites.

Area maps of where the work will take place are available at www.valleywater.org/coyote-creek.

For further information, please contact Bhavani Yerrapotu at (408) 630-2735.

BOARD MEMBER REQUESTS and Informational Items

Report Name: Board Member Requests

Request	Request Date	Director	BAO/Chief	Staff	Description	20 Days Due Date	Expected Completion Date	Disposition
R-22-0007	11/08/22	Hsueh	Baker	Gin	Staff to prepare a response to 11/8/22 Item 2.9 public speaker, Susan Hinton, answering question - Due to evaporation exceeding rainfall, shouldn't we be planning more on recharge? (There is no email or contact info in the Zoom report, so staff should place the response in the CEO Bulletin.)	11/28/22		



MEMORANDUM

FC 14 (02-08-19)

TO: Board of Directors

FROM: Darin Taylor,
Chief Financial Officer

SUBJECT: Summary of Monthly Report of Investments,
October 2022

DATE: November 9, 2022

In accordance with the Santa Clara Valley Water District Board (Valley Water) Investment policy, staff provides a detailed investment report to the Board of Directors on a quarterly basis. In addition to the quarterly investment report, Government Code section 53607 requires the Treasurer of the local agency who has been delegated with the authority to invest funds to provide a monthly report of the investment transactions to the legislative body. This report is provided to the Board in compliance with Government Code section 53607 and Executive Limitation-4 Financial Management.

Attached is the report of investments for the month of October 2022. All investments were in compliance with the Investment Policy and performed on par with Valley Water's benchmark yield. The attached report includes a summary of the portfolio holdings, details of each security in the portfolio and an investment activity summary with comparisons to the previous 12 months. The following are highlights of the investment activities for the month:


- The book value of Valley Water's portfolio as of October 31, 2022 was \$733.0 million. This represents a decrease of approximately \$2.8 million compared to the book value as of September 30, 2022 due to planned expenditures offset by revenues received during the month.
- Valley Water's portfolio is invested with a primary goal of safety. To accomplish this goal, we only invest in securities that are permitted by California Government Code and the Board Investment Policy. These securities have high credit ratings and maturities of no more than 5 years. As of October 30, 2022, approximately 65% of the portfolio was held in US Government Treasury/Agency/Municipal Bonds, 32% was held in liquid funds (Local Area Investment Fund, Money Market mutual fund, and short-term deposits), and 3% in supranational/corporate medium-term notes.
- The portfolio had a yield-to-maturity of 1.26% for the month of October 2022. This is 0.01% below Valley Water's benchmark, the 24-month floating average of the 2-year Treasury note, which was 1.27%.
- Valley Water's portfolio is reviewed every month for compliance with the Investment Policy. All investments were in compliance for the reporting period.
- California Government Code requires that a public entity structure its portfolio so that it, at minimum, can meet expenditures for the next six months. The investment portfolio has been structured to ensure that sufficient monies will be available to cover anticipated expenditures in the coming six months.

Community Bank Investments

Pursuant to Board direction and governance policies (Executive Limitation 4.7.7) regarding investments in small local banks and credit unions located within the nine Bay Area counties with total assets at or below \$10 billion ("community banks"), staff has expanded business with community banks, and limited business with large banks, as summarized below:

- Letters of Credit – Technology Credit Union, based in San Jose, provides three separate standby letters of credit totaling \$841,000 to Valley Water to meet the U.S. Army Corp's financial assurance requirements for the operations of Upper Penitencia, Coyote Ridge, and Rancho Cañada de Pala Preserve watershed projects.
- Investments – Valley Water's investment portfolio includes over \$45 million, or 5%, in deposits at community banks.
- Revolving Line of Credit – A syndication of three community banks provides up to \$20 million in loan capacity.
- Underwriting – Eight small investment banks located in California are included in Valley Water's underwriting pool; four of these firms are veteran, minority or women owned.
- Large Bank Limitation - Valley Water only conducts business with large banks with total assets greater than \$10 billion that have satisfactory Environmental, Social and Governance (ESG) ratings provided by an independent professional rating firm.

If you have any questions regarding the Investment Report, please contact Darin Taylor, Chief Financial Officer, at 408-630-3068.

DocuSigned by:
 11/9/2022
9CB8A1450C2B497...

Darin Taylor
Chief Financial Officer

Attachment: Monthly Report of Investments for October 2022



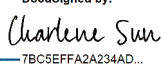
**Santa Clara Valley Water Dist.
Portfolio Management
Portfolio Summary
October 31, 2022**


SANTA CLARA VALLEY WATER
5750 Almaden Expressway
San Jose, San Jose, Ca 951
(408)265-2607

Investments	Par Value	Market Value	Book Value	% of Portfolio	YTM 365 Equiv.	Term	Days to Maturity
Treasury Securities - Coupon	137,000,000.00	128,872,764.00	135,574,163.09	18.49	1.810	946	657
Federal Agency Issues - Coupon	300,364,000.00	280,191,149.46	301,186,645.65	41.09	1.205	1,573	755
Negotiable CD's - Interest Bearing	240,000.00	220,216.32	240,000.00	0.03	1.094	1,826	877
LAIF	54,373,478.76	54,373,478.76	54,373,478.76	7.42	1.350	1	1
Medium Term Notes	10,003,000.00	9,756,764.84	9,987,866.35	1.36	2.242	1,529	254
Money Market Account	38,494,013.22	38,494,013.22	38,494,013.22	5.25	1.890	1	1
TimeCD_Deposit Account	137,523,104.75	137,523,104.75	137,523,104.75	18.76	0.420	1	1
Supranational	15,000,000.00	13,807,877.50	15,094,757.75	2.06	1.014	1,663	912
Municipal Bonds	40,590,000.00	38,424,094.75	40,575,450.20	5.54	1.771	1,582	629
Investments	733,587,596.73	701,663,463.60	733,049,479.77	100.00%	1.258	965	490

Total Earnings	October 31 Month Ending	Fiscal Year To Date
Current Year	774,776.27	3,190,410.99
Average Daily Balance	738,315,797.78	775,289,353.13
Effective Rate of Return	1.24%	1.22%

Current market pricing is updated at the end of each month from data provided by Interactive Data, a securities pricing service.

DocuSigned by:

 7BC5EFA2A234AD... 11/9/2022
 Charlene Sun
 Treasury/Debt Officer
 Date

DocuSigned by:

 9CB8A1450C2B497... 11/9/2022
 Darin Taylor, Chief Financial Officer

Reporting period 10/01/2022-10/31/2022

Run Date: 11/08/2022 - 12:07

Portfolio SCVW
AC
PM (PRF_PM1) 7.3.0
Report Ver. 7.3.6.1

**Santa Clara Valley Water Dist.
Portfolio Management
Activity Summary
October 2021 through October 2022**

Page 1

Month End	Year	Number of Securities	Total Invested	Yield to Maturity		Managed Pool Rate	Number of Investments Purchased	Number of Investments Redeemed	Average Term	Average Days to Maturity
				360 Equivalent	365 Equivalent					
October	2021	169	651,695,382.29	1.059	1.074	0.240	1	0	1,095	645
November	2021	169	636,793,243.98	1.058	1.072	0.240	0	2	1,103	638
December	2021	167	630,102,645.16	1.059	1.074	0.240	0	1	1,114	622
January	2022	170	694,288,528.85	1.002	1.016	0.230	4	1	1,041	582
February	2022	174	685,394,725.06	1.062	1.077	0.230	5	1	1,092	612
March	2022	177	691,619,672.66	1.017	1.031	0.230	4	6	1,067	612
April	2022	175	696,268,659.28	1.031	1.045	0.320	3	4	1,057	608
May	2022	177	660,399,265.16	1.059	1.074	0.320	6	8	1,100	624
June	2022	177	846,631,603.68	1.008	1.022	0.320	8	1	887	499
July	2022	177	800,949,313.72	1.082	1.097	0.750	1	2	933	507
August	2022	174	780,236,284.74	1.163	1.179	0.750	0	8	928	500
September	2022	166	730,294,325.34	1.195	1.212	0.750	0	4	977	513
October	2022	162	733,049,479.77	1.241	1.258	1.350	0	1	965	490
Average		172	710,594,086.90	1.080%	1.095%	0.459	2	3	1,028	573

Santa Clara Valley Water Dist.
Portfolio Management
Portfolio Details - Investments
October 31, 2022

Page 1

CUSIP	Investment #	Issuer	Average Balance	Purchase Date	Par Value	Market Value	Book Value	Stated Rate	YTM 365	Term	Days to Maturity	Maturity Date
Treasury Securities - Coupon												
91282CBV2	5532	Republic Industries Funding		02/11/2022	5,000,000.00	4,700,000.00	4,913,400.05	0.375	1.592	794	531	04/15/2024
91282CCC3	5534	Republic Industries Funding		03/08/2022	5,000,000.00	4,675,390.00	4,899,946.81	0.250	1.580	799	561	05/15/2024
91282CEH0	5547	Republic Industries Funding		06/22/2022	5,000,000.00	4,786,135.00	4,916,926.07	2.625	3.339	1,028	896	04/15/2025
91282CEH0	5549	Republic Industries Funding		06/22/2022	5,000,000.00	4,786,135.00	4,914,542.78	2.625	3.360	1,028	896	04/15/2025
91282CBD2	5551	Republic Industries Funding		06/24/2022	8,000,000.00	7,949,696.00	7,970,789.47	0.125	2.390	190	60	12/31/2022
91282CBD2	5552	Republic Industries Funding		06/24/2022	20,000,000.00	19,874,240.00	19,926,480.29	0.125	2.406	190	60	12/31/2022
912828VB3	5384	US Treasury Bill		06/18/2019	3,000,000.00	2,956,173.00	2,998,905.43	1.750	1.821	1,427	195	05/15/2023
912828ZT0	5496	US Treasury Bill		01/12/2021	5,000,000.00	4,489,060.00	4,979,301.76	0.250	0.412	1,600	942	05/31/2025
912828ZT0	5499	US Treasury Bill		01/27/2021	5,000,000.00	4,489,060.00	4,990,431.42	0.250	0.325	1,585	942	05/31/2025
912828ZT0	5500	US Treasury Bill		01/27/2021	5,000,000.00	4,489,060.00	4,991,178.04	0.250	0.319	1,585	942	05/31/2025
91282CCF6	5521	US Treasury Bill		09/28/2021	5,000,000.00	4,398,440.00	4,968,577.15	0.750	0.930	1,706	1,307	05/31/2026
912828ZT0	5522	US Treasury Bill		10/28/2021	3,000,000.00	2,693,436.00	2,950,009.33	0.250	0.908	1,311	942	05/31/2025
912828ZL7	5523	US Treasury Bill		01/18/2022	5,000,000.00	4,525,195.00	4,890,836.12	0.375	1.271	1,198	911	04/30/2025
9128284R8	5525	US Treasury Bill		09/28/2021	5,000,000.00	4,803,125.00	5,276,319.54	2.875	0.701	1,341	942	05/31/2025
91282CCF6	5526	US Treasury Bill		09/29/2021	3,000,000.00	2,639,064.00	2,978,260.60	0.750	0.957	1,705	1,307	05/31/2026
912828ZT0	5527	US Treasury Bill		01/25/2022	5,000,000.00	4,489,060.00	4,865,700.44	0.250	1.318	1,222	942	05/31/2025
912828ZT0	5528	US Treasury Bill		01/25/2022	5,000,000.00	4,489,060.00	4,865,700.44	0.250	1.318	1,222	942	05/31/2025
91282CBW0	5529	US Treasury Bill		02/02/2022	5,000,000.00	4,409,765.00	4,862,833.09	0.750	1.564	1,548	1,276	04/30/2026
912828XT2	5531	US Treasury Bill		02/11/2022	5,000,000.00	4,798,830.00	5,030,213.06	2.000	1.608	840	577	05/31/2024
912828WJ5	5535	US Treasury Bill		03/08/2022	5,000,000.00	4,839,260.00	5,069,664.23	2.500	1.573	799	561	05/15/2024
912828XT2	5536	US Treasury Bill		03/08/2022	5,000,000.00	4,798,830.00	5,032,633.24	2.000	1.577	815	577	05/31/2024
91282CCF6	5538	US Treasury Bill		03/29/2022	5,000,000.00	4,398,440.00	4,688,110.82	0.750	2.600	1,524	1,307	05/31/2026
912828ZT0	5550	US Treasury Bill		06/22/2022	5,000,000.00	4,489,060.00	4,621,818.93	0.250	3.361	1,074	942	05/31/2025
9128284D9	5554	US Treasury Bill		06/30/2022	5,000,000.00	4,963,670.00	4,995,748.54	2.500	2.707	274	150	03/31/2023
912828Q29	5555	US Treasury Bill		06/30/2022	5,000,000.00	4,942,580.00	4,975,835.44	1.500	2.693	274	150	03/31/2023
Subtotal and Average			135,551,351.19		137,000,000.00	128,872,764.00	135,574,163.09		1.810	946	657	
Federal Agency Issues - Coupon												
3133EJP60	5318	Federal Farm Credit Bank		01/23/2019	3,000,000.00	2,978,910.42	3,004,639.67	3.000	2.672	1,560	182	05/02/2023
3133ED2B7	5333	Federal Farm Credit Bank		02/01/2019	1,000,000.00	990,732.37	1,008,662.45	3.610	2.560	1,690	321	09/18/2023
3133EKLA2	5372	Federal Farm Credit Bank		05/15/2019	3,000,000.00	2,960,286.63	3,001,493.19	2.300	2.203	1,461	195	05/15/2023
3133EKLA2	5375	Federal Farm Credit Bank		05/24/2019	1,805,000.00	1,781,105.79	1,806,483.63	2.300	2.140	1,452	195	05/15/2023
3133EKQP4	5377	Federal Farm Credit Bank		06/12/2019	5,000,000.00	4,987,765.35	4,999,829.65	1.875	1.906	1,279	41	12/12/2022
3133EKP65	5380	Federal Farm Credit Bank		06/10/2019	3,000,000.00	2,933,374.02	3,005,382.30	2.125	1.903	1,548	308	09/05/2023
3133EDBU5	5381	Federal Farm Credit Bank		06/10/2019	3,000,000.00	2,952,127.02	3,052,453.41	3.500	1.887	1,654	414	12/20/2023
3133EHN25	5382	Federal Farm Credit Bank		06/18/2019	3,000,000.00	2,928,698.04	3,008,307.69	2.200	1.910	1,597	365	11/01/2023

Portfolio SCVV

AC

Run Date: 11/08/2022 - 12:07

PM (PRF_PM2) 7.3.0

Report Ver. 7.3.6.1

Santa Clara Valley Water Dist.
Portfolio Management
Portfolio Details - Investments
October 31, 2022

Page 2

CUSIP	Investment #	Issuer	Average Balance	Purchase Date	Par Value	Market Value	Book Value	Stated Rate	YTM 365	Term	Days to Maturity	Maturity Date
Federal Agency Issues - Coupon												
3133EKKU9	5383	Federal Farm Credit Bank		06/18/2019	3,000,000.00	2,930,492.31	3,011,706.84	2.300	1.899	1,604	372	11/08/2023
3133ECPM0	5385	Federal Farm Credit Bank		06/20/2019	4,596,000.00	4,535,143.17	4,603,399.53	2.125	1.814	1,425	195	05/15/2023
3133ECGU2	5386	Federal Farm Credit Bank		06/20/2019	5,000,000.00	4,966,474.50	5,005,284.15	2.120	1.791	1,350	120	03/01/2023
3133EKS7	5387	Federal Farm Credit Bank		06/26/2019	3,000,000.00	2,944,924.65	2,999,172.60	1.770	1.814	1,461	237	06/26/2023
3133EJWA3	5403	Federal Farm Credit Bank		09/27/2019	1,000,000.00	996,560.36	1,003,172.70	2.900	1.616	1,225	94	02/03/2023
3133EKPT7	5425	Federal Farm Credit Bank		11/22/2019	2,175,000.00	2,144,707.88	2,181,446.30	2.125	1.610	1,291	216	06/05/2023
3133ELEL4	5432	Federal Farm Credit Bank		12/19/2019	5,000,000.00	4,926,245.10	5,000,000.00	1.690	1.690	1,245	197	05/17/2023
3133ELNE0	5440	Federal Farm Credit Bank		02/27/2020	5,000,000.00	4,798,076.85	5,013,513.63	1.430	1.214	1,448	470	02/14/2024
3133ELQD9	5442	Federal Farm Credit Bank		03/04/2020	5,000,000.00	4,787,122.25	5,001,241.04	1.230	1.211	1,461	489	03/04/2024
3133ELQD9	5443	Federal Farm Credit Bank		03/04/2020	3,000,000.00	2,872,273.35	3,002,352.65	1.230	1.170	1,461	489	03/04/2024
3133ELQD9	5459	Federal Farm Credit Bank		08/06/2020	5,000,000.00	4,787,122.25	5,064,374.37	1.230	0.265	1,306	489	03/04/2024
3133EL3P7	5460	Federal Farm Credit Bank		08/12/2020	5,000,000.00	4,464,539.65	5,000,000.00	0.530	0.530	1,826	1,015	08/12/2025
3133ELQD9	5462	Federal Farm Credit Bank		08/07/2020	5,000,000.00	4,787,122.25	5,064,587.65	1.230	0.262	1,305	489	03/04/2024
3133EMJS2	5489	Federal Farm Credit Bank		12/09/2020	5,000,000.00	4,564,665.20	5,000,000.00	0.440	0.440	1,461	769	12/09/2024
3133EMSU7	5510	Federal Farm Credit Bank		03/09/2021	5,000,000.00	4,400,305.15	5,000,000.00	0.800	0.800	1,826	1,224	03/09/2026
3133EMYV8	5514	Federal Farm Credit Bank		05/11/2021	5,000,000.00	4,405,239.50	5,002,081.39	0.820	0.808	1,826	1,287	05/11/2026
3133ENPB0	5533	Federal Farm Credit Bank		02/16/2022	5,000,000.00	4,514,004.40	5,000,000.00	2.180	2.180	1,826	1,568	02/16/2027
3133XPKG8	5244	Federal Home Loan Bank		06/21/2018	5,000,000.00	5,006,157.30	5,031,661.57	4.750	2.848	1,723	129	03/10/2023
3130AFE78	5319	Federal Home Loan Bank		01/23/2019	3,000,000.00	2,996,638.08	3,000,895.83	3.000	2.699	1,416	38	12/09/2022
3130AFE78	5332	Federal Home Loan Bank		01/28/2019	3,000,000.00	2,996,638.08	3,000,940.03	3.000	2.684	1,411	38	12/09/2022
313383YJ4	5334	Federal Home Loan Bank		02/01/2019	2,000,000.00	1,975,741.04	2,013,027.40	3.375	2.560	1,680	311	09/08/2023
3130AFE78	5336	Federal Home Loan Bank		02/04/2019	3,000,000.00	2,996,638.08	3,001,239.60	3.000	2.585	1,404	38	12/09/2022
3130A3VC5	5374	Federal Home Loan Bank		05/24/2019	3,000,000.00	2,918,695.47	3,003,446.90	2.250	2.140	1,659	402	12/08/2023
3133834G3	5378	Federal Home Loan Bank		06/06/2019	3,000,000.00	2,953,484.73	3,003,177.09	2.125	1.942	1,464	220	06/09/2023
3130AAHE1	5390	Federal Home Loan Bank		06/24/2019	5,000,000.00	4,875,960.40	5,032,905.95	2.500	1.875	1,628	402	12/08/2023
3133834G3	5423	Federal Home Loan Bank		11/22/2019	3,000,000.00	2,953,484.73	3,009,116.05	2.125	1.607	1,295	220	06/09/2023
3133834G3	5424	Federal Home Loan Bank		11/22/2019	3,240,000.00	3,189,763.51	3,249,761.26	2.125	1.611	1,295	220	06/09/2023
3133834G3	5427	Federal Home Loan Bank		12/11/2019	1,000,000.00	984,494.91	1,002,623.62	2.125	1.677	1,276	220	06/09/2023
3130A3GE8	5466	Federal Home Loan Bank		08/26/2020	5,000,000.00	4,807,380.40	5,247,416.03	2.750	0.390	1,570	773	12/13/2024
3130AL2G8	5504	Federal Home Loan Bank		02/18/2021	10,000,000.00	8,758,994.10	10,000,000.00	0.600	0.600	1,826	1,205	02/18/2026
3130ALKL7	5507	Federal Home Loan Bank		03/25/2021	5,000,000.00	4,395,491.20	5,000,000.00	0.850	0.850	1,826	1,240	03/25/2026
3130ALKL7	5508	Federal Home Loan Bank		03/25/2021	5,000,000.00	4,395,491.20	5,000,000.00	0.850	0.850	1,826	1,240	03/25/2026
3130AM2K7	5513	Federal Home Loan Bank		04/28/2021	10,000,000.00	8,974,744.60	10,000,000.00	1.250	1.097	1,826	1,274	04/28/2026
3130AQM8	5524	Federal Home Loan Bank		01/26/2022	5,000,000.00	4,466,531.75	5,000,000.00	1.125	1.788	1,826	1,547	01/26/2027
3130AQT9	5530	Federal Home Loan Bank		02/28/2022	5,000,000.00	4,727,104.25	5,000,000.00	1.300	1.300	820	574	05/28/2024
3130ARKL4	5537	Federal Home Loan Bank		04/21/2022	5,000,000.00	4,746,337.65	5,000,000.00	2.250	3.614	1,826	1,632	04/21/2027

Portfolio SCVV

AC

PM (PRF_PM2) 7.3.0

Santa Clara Valley Water Dist.
Portfolio Management
Portfolio Details - Investments
October 31, 2022

CUSIP	Investment #	Issuer	Average Balance	Purchase Date	Par Value	Market Value	Book Value	Stated Rate	YTM 365	Term	Days to Maturity	Maturity Date
Federal Agency Issues - Coupon												
3130ARQB0	5539	Federal Home Loan Bank		04/28/2022	5,000,000.00	4,821,734.15	5,000,000.00	2.375	3.353	1,096	909	04/28/2025
3130A7PH2	5444	Federal Home Loan Bank-CN		02/28/2020	3,000,000.00	2,890,905.78	3,027,456.72	1.875	1.180	1,470	493	03/08/2024
3134GWND4	5461	Federal Home Loan Mortgage Cor		08/12/2020	5,000,000.00	4,473,684.80	5,000,000.00	0.600	0.600	1,826	1,015	08/12/2025
3134GWUY0	5476	Federal Home Loan Mortgage Cor		10/19/2020	6,698,000.00	6,093,261.76	6,698,000.00	0.400	0.400	1,533	790	12/30/2024
3134GW3W4	5477	Federal Home Loan Mortgage Cor		10/28/2020	5,000,000.00	4,579,373.85	5,000,000.00	0.410	0.410	1,461	727	10/28/2024
3134GW5Q5	5478	Federal Home Loan Mortgage Cor		10/29/2020	5,000,000.00	4,539,076.55	5,000,000.00	0.450	0.450	1,553	820	01/29/2025
3134GXB5	5485	Federal Home Loan Mortgage Cor		12/01/2020	5,000,000.00	4,421,702.80	5,000,000.00	0.600	0.600	1,807	1,107	11/12/2025
3134GXFX7	5486	Federal Home Loan Mortgage Cor		12/16/2020	5,000,000.00	4,602,291.45	5,000,000.00	0.375	0.375	1,370	685	09/16/2024
3134GXHK3	5490	Federal Home Loan Mortgage Cor		12/24/2020	5,000,000.00	4,536,456.35	5,000,000.00	0.410	0.410	1,551	874	03/24/2025
3134GXJB1	5492	Federal Home Loan Mortgage Cor		12/28/2020	5,000,000.00	4,507,637.50	5,000,000.00	0.420	0.447	1,551	878	03/28/2025
3137EAX3	5479	Fed Home Loan Mort Corp-CN		10/21/2020	5,000,000.00	4,446,452.85	4,987,848.23	0.375	0.460	1,798	1,057	09/23/2025
3137EAEU9	5498	Fed Home Loan Mort Corp-CN		01/27/2021	6,900,000.00	6,175,450.80	6,898,743.12	0.375	0.382	1,636	993	07/21/2025
3137EAX3	5501	Fed Home Loan Mort Corp-CN		01/28/2021	1,000,000.00	889,290.57	999,278.38	0.375	0.400	1,699	1,057	09/23/2025
3135G0V34	5429	Fed Natl Mortgage Assoc		12/11/2019	5,000,000.00	4,867,771.95	5,048,484.40	2.500	1.700	1,517	461	02/05/2024
3136G4T52	5465	Fed Natl Mortgage Assoc		08/26/2020	4,050,000.00	3,672,396.06	4,050,000.00	0.520	0.520	1,644	847	02/25/2025
3135G04Z3	5488	Fed Natl Mortgage Assoc		12/09/2020	5,000,000.00	4,507,307.10	5,011,702.97	0.500	0.410	1,651	959	06/17/2025
3135GA2Z3	5491	Fed Natl Mortgage Assoc		12/10/2020	5,000,000.00	4,413,847.85	5,000,000.00	0.560	0.560	1,803	1,112	11/17/2025
3135G04Z3	5494	Fed Natl Mortgage Assoc		01/13/2021	5,000,000.00	4,507,307.10	5,002,593.49	0.500	0.480	1,616	959	06/17/2025
3135G05X7	5495	Fed Natl Mortgage Assoc		01/12/2021	5,000,000.00	4,455,880.65	4,986,067.41	0.375	0.475	1,686	1,028	08/25/2025
3135G06G3	5497	Fed Natl Mortgage Assoc		01/20/2021	4,900,000.00	4,352,201.95	4,905,762.03	0.500	0.461	1,752	1,102	11/07/2025
3135G04Z3	5502	Fed Natl Mortgage Assoc		02/04/2021	5,000,000.00	4,507,307.10	5,013,663.78	0.500	0.395	1,594	959	06/17/2025
3135G03U5	5506	Fed Natl Mortgage Assoc		02/26/2021	5,000,000.00	4,537,740.35	5,001,813.57	0.625	0.610	1,516	903	04/22/2025
3135G03U5	5511	Fed Natl Mortgage Assoc		03/05/2021	5,000,000.00	4,537,740.35	5,010,366.04	0.625	0.540	1,509	903	04/22/2025
3135G0K36	5520	Fed Natl Mortgage Assoc		08/27/2021	5,000,000.00	4,628,229.85	5,229,406.59	2.125	0.780	1,701	1,270	04/24/2026
3135G03U5	5548	Fed Natl Mortgage Assoc		06/22/2022	2,000,000.00	1,815,096.14	1,871,678.53	0.625	3.364	1,035	903	04/22/2025
3135G0U43	5341	FNMA Discount Notes		02/12/2019	3,000,000.00	2,953,213.86	3,007,984.22	2.875	2.546	1,673	315	09/12/2023
Subtotal and Average			301,214,304.64		300,364,000.00	280,191,149.46	301,186,645.85		1.205	1,573	755	
Negotiable CD's - Interest Bearing												
79772FAF3	5445	San Francisco FCU		03/27/2020	240,000.00	220,216.32	240,000.00	1.100	1.094	1,826	877	03/27/2025
Subtotal and Average			240,000.00		240,000.00	220,216.32	240,000.00		1.094	1,826	877	
LAIF												
SYS88-0237LAIF	88-0237LAIF	Local Agency Investment Fund			54,373,478.76	54,373,478.76	54,373,478.76	1.350	1.350	1	1	
Subtotal and Average			54,292,449.88		54,373,478.76	54,373,478.76	54,373,478.76		1.350	1	1	

Portfolio SCVW
AC
PM (PRF_PM2) 7.3.0

Santa Clara Valley Water Dist.
Portfolio Management
Portfolio Details - Investments
October 31, 2022

Page 4

CUSIP	Investment #	Issuer	Average Balance	Purchase Date	Par Value	Market Value	Book Value	Stated Rate	YTM 365	Term	Days to Maturity	Maturity Date
Medium Term Notes												
037833DE7	5202	Apple Inc		05/03/2018	3,000,000.00	2,988,388.77	2,995,623.76	2.400	2.819	1,716	73	01/13/2023
037833DX5	5505	Apple Inc		02/23/2021	2,000,000.00	1,783,479.16	1,993,710.13	0.550	0.664	1,639	1,023	08/20/2025
478160BT0	5350	Johnson & Johnson		03/05/2019	2,000,000.00	1,984,102.28	1,995,935.38	2.050	2.697	1,457	120	03/01/2023
742651DR0	5367	Private Export Funding Corp		04/08/2019	3,003,000.00	3,000,794.63	3,002,597.08	2.050	2.412	1,317	14	11/15/2022
Subtotal and Average			9,986,046.84		10,003,000.00	9,756,764.84	9,987,866.35		2.242	1,529	254	
Money Market Account												
23380W523	4102	Daily Income US Gov MMF			38,494,013.22	38,494,013.22	38,494,013.22	1.890	1.890	1	1	
Subtotal and Average			37,823,437.15		38,494,013.22	38,494,013.22	38,494,013.22		1.890	1	1	
TimeCD_Deposit Account												
SYS5317	5317	Excite CU FKA Alliance CU			243,007.59	243,007.59	243,007.59	2.240	2.240	1	1	
SYS5311	5311	Bank of San Francisco			237,101.76	237,101.76	237,101.76	0.880	0.880	1	1	
SYS5481	5481	Bank of San Francisco			14,126,812.33	14,126,812.33	14,126,812.33	0.449	0.449	1	1	
SYS5540	5540	Bank of San Francisco			4,008,722.32	4,008,722.32	4,008,722.32	1.242	1.242	1	1	
SYS5309	5309	Community Bank of the Bay			250,000.00	250,000.00	250,000.00	1.050	1.050	1	1	
SYS5371	5371	Community Bank of the Bay			5,169,197.24	5,169,197.24	5,169,197.24	0.500	0.500	1	1	
SYS4912	4912	Deposit Account			37,170,100.53	37,170,100.53	37,170,100.53	0.050	0.050	1	1	
SYS5398	5398	Meriwest Credit Union			5,104,979.61	5,104,979.61	5,104,979.61	3.150	3.150	1	1	
SYS5397	5397	Provident Credit Union			0.00	0.00	0.00	2.579	2.579	1	1	
SYS5556	5556	Provident Credit Union		07/28/2022	231,205.46	231,205.46	231,205.46	2.018	2.018	1	1	
SYS5310	5310	Technology Credit Union			237,233.06	237,233.06	237,233.06	1.000	1.000	1	1	
SYS5369	5369	Technology Credit Union			15,546,784.85	15,546,784.85	15,546,784.85	1.560	1.560	1	1	
SYS5553	5553	Union Bank (NIB)			55,197,960.00	55,197,960.00	55,197,960.00	0.000	0.000	1	1	
Subtotal and Average			143,536,462.74		137,523,104.75	137,523,104.75	137,523,104.75		0.420	1	1	
Supranational												
4581X0DL9	5517	Inter-American Dev't Bank		05/20/2021	2,000,000.00	1,830,957.24	2,012,932.89	0.875	0.604	1,414	884	04/03/2025
4581X0DK1	5503	INTERAMERI DEV		02/05/2021	3,000,000.00	2,810,397.00	3,095,369.90	1.750	0.396	1,498	864	03/14/2025
459058GL1	5290	INTL BK RECON & DEVELOP		12/03/2018	3,000,000.00	2,951,256.69	3,001,116.75	3.000	2.955	1,759	330	09/27/2023
459058JL8	5518	INTL BK RECON & DEVELOP		05/24/2021	2,000,000.00	1,773,321.62	1,985,338.21	0.500	0.750	1,618	1,092	10/28/2025
45950VPT7	5509	INTL FINANCE CORP		03/15/2021	5,000,000.00	4,441,944.95	5,000,000.00	0.500	0.500	1,826	1,230	03/15/2026
Subtotal and Average			15,096,391.78		15,000,000.00	13,807,877.50	15,094,757.75		1.014	1,663	912	

Portfolio SCVV
AC
PM (PRF_PM2) 7.3.0

Run Date: 11/08/2022 - 12:07

Santa Clara Valley Water Dist.
Portfolio Management
Portfolio Details - Investments
October 31, 2022

Page 5

CUSIP	Investment #	Issuer	Average Balance	Purchase Date	Par Value	Market Value	Book Value	Stated Rate	YTM 365	Term	Days to Maturity	Maturity Date
Municipal Bonds												
54438CYK2	5484	Los Angeles Community College		11/10/2020	1,000,000.00	895,030.00	1,000,000.00	0.773	0.773	1,725	1,004	08/01/2025
010878AS5	5541	County of Alameda		05/26/2022	500,000.00	486,160.00	517,482.72	4.000	3.000	1,528	1,369	08/01/2026
127109QA7	5402	Cabrillo Comnt		10/08/2019	1,230,000.00	1,172,546.70	1,230,000.00	2.034	2.034	1,759	639	08/01/2024
13067WSW3	5542	CA Department Water Resources		05/26/2022	440,000.00	376,754.40	401,956.22	1.051	3.350	1,650	1,491	12/01/2026
13067WRC8	5545	CA Department Water Resources		05/27/2022	500,000.00	441,435.00	467,885.52	0.790	3.000	1,284	1,126	12/01/2025
13034AL65	5487	CA Infrastructure & Econ Dev		12/17/2020	1,250,000.00	1,108,862.50	1,250,000.00	0.765	0.765	1,749	1,065	10/01/2025
702274CN9	5285	City of Pasadena		12/06/2018	1,055,000.00	1,054,008.30	1,055,000.00	3.338	3.338	1,456	30	12/01/2022
357172B79	5515	Fremont Unified High Sch Dstt		05/26/2021	100,000.00	89,805.00	100,000.00	0.845	0.845	1,528	1,004	08/01/2025
357172B61	5516	Fremont Unified High Sch Dstt		05/26/2021	750,000.00	696,307.50	750,000.00	0.553	0.553	1,163	639	08/01/2024
368079HT9	5364	Gavilan Joint Community CLG-A1		04/18/2019	400,000.00	393,916.00	400,000.00	2.620	2.619	1,566	273	08/01/2023
368079KB4	5471	Gavilan Joint Community CLG-A1		10/15/2020	750,000.00	727,200.00	750,000.00	0.524	0.524	1,020	273	08/01/2023
368079KC2	5472	Gavilan Joint Community CLG-A1		10/15/2020	600,000.00	560,034.00	600,000.00	0.739	0.739	1,386	639	08/01/2024
376087FY3	5414	Gilroy USD		10/31/2019	600,000.00	586,422.00	600,000.00	1.793	1.793	1,370	273	08/01/2023
376087FZ0	5415	Gilroy USD		10/31/2019	550,000.00	522,709.00	550,000.00	1.833	1.833	1,736	639	08/01/2024
54465AGP1	5368	LA County Redev Agency		04/22/2019	1,750,000.00	1,706,407.50	1,743,398.18	2.000	2.480	1,593	304	09/01/2023
530319SK9	5468	Liberty Union HSD		10/07/2020	800,000.00	741,664.00	800,000.00	0.650	0.643	1,394	639	08/01/2024
530319SL7	5469	Liberty Union HSD		10/07/2020	825,000.00	738,705.00	825,000.00	0.760	0.760	1,759	1,004	08/01/2025
542411NJ8	5413	Long Beach Community College		10/23/2019	2,500,000.00	2,376,725.00	2,500,000.00	1.803	1.803	1,744	639	08/01/2024
56781RJG3	5329	Marin CCD GO-B1		02/07/2019	600,000.00	592,026.00	600,000.00	2.895	2.895	1,636	273	08/01/2023
677765GV5	5401	Ohlone Community College		09/26/2019	2,000,000.00	1,903,340.00	2,000,000.00	1.814	1.814	1,771	639	08/01/2024
677765GW3	5480	Ohlone Community College		10/22/2020	2,865,000.00	2,664,249.45	2,963,604.00	1.975	0.700	1,744	1,004	08/01/2025
799306QJ7	5417	San Rafael CA Elem Sch Dist		11/13/2019	1,000,000.00	976,550.00	1,000,000.00	1.865	1.865	1,357	273	08/01/2023
801546QV7	5519	Cnty Santa Clara		07/28/2021	1,770,000.00	1,647,108.90	1,824,912.69	2.000	0.850	1,465	1,004	08/01/2025
79773KDC5	5512	SF City and County GO Bonds		03/30/2021	830,000.00	741,339.40	830,000.00	0.728	0.728	1,538	957	06/15/2025
79765R3U1	5164	San Fran CY&Cnty CA PUC WTR		12/28/2017	1,000,000.00	1,000,000.00	1,000,000.00	2.619	2.619	1,769	0	11/01/2022
79765R3U1	5331	San Fran CY&Cnty CA PUC WTR		01/29/2019	875,000.00	875,000.00	875,000.00	2.619	2.887	1,372	0	11/01/2022
798186N81	5493	San Jose Unified Sch District		01/20/2021	1,000,000.00	893,130.00	1,000,000.00	0.558	0.558	1,654	1,004	08/01/2025
798186N81	5546	San Jose Unified Sch District		05/31/2022	405,000.00	361,717.65	378,428.27	0.558	3.080	1,158	1,004	08/01/2025
802498UG8	5411	Santa Monica-Malibu USD		11/06/2019	650,000.00	635,355.50	650,000.00	1.669	1.669	1,364	273	08/01/2023
802498UH6	5412	Santa Monica-Malibu USD		11/06/2019	500,000.00	474,490.00	500,000.00	1.719	1.719	1,730	639	08/01/2024
835569GR9	5416	Sonoma County CA Jnr Clg Dist		11/12/2019	1,000,000.00	954,160.00	1,000,000.00	2.061	2.061	1,724	639	08/01/2024
799408Z85	5475	SAN RAMON VALLEY UNIFIED		10/20/2020	1,700,000.00	1,527,824.00	1,700,000.00	0.740	0.740	1,746	1,004	08/01/2025
799408Z93	5543	SAN RAMON VALLEY UNIFIED		05/26/2022	390,000.00	339,869.40	357,990.20	1.034	3.400	1,528	1,369	08/01/2026
91412HEX7	5353	University of California		03/19/2019	600,000.00	593,034.00	600,000.00	2.657	2.657	1,518	195	05/15/2023
91412GQF5	5365	University of California		05/15/2019	500,000.00	484,645.00	502,188.30	2.900	2.595	1,827	561	05/15/2024
91412GQE8	5370	University of California		05/01/2019	1,565,000.00	1,547,581.55	1,566,910.61	2.750	2.510	1,475	195	05/15/2023

Portfolio SCVV

AC

Run Date: 11/08/2022 - 12:07

PM (PRF_PM2) 7.3.0

**Santa Clara Valley Water Dist.
Portfolio Management
Portfolio Details - Investments
October 31, 2022**

Page 6

CUSIP	Investment #	Issuer	Average Balance	Purchase Date	Par Value	Market Value	Book Value	Stated Rate	YTM 365	Term	Days to Maturity	Maturity Date
Municipal Bonds												
923040GU7	5409	Ventura Cnty Comm College Dist		10/31/2019	1,000,000.00	951,440.00	1,000,000.00	1.800	1.800	1,736	639	08/01/2024
923040GT0	5410	Ventura Cnty Comm College Dist		10/31/2019	1,250,000.00	1,222,037.50	1,250,000.00	1.750	1.750	1,370	273	08/01/2023
923078CS6	5447	Ventura Cnty CA Public Fin		06/11/2020	500,000.00	500,000.00	500,000.00	0.848	0.848	873	0	11/01/2022
923078CV9	5544	Ventura Cnty CA Public Fin		05/26/2022	990,000.00	889,564.50	937,155.21	1.323	3.250	1,255	1,096	11/01/2025
93974D5Q7	5279	Washington State GO Bond		10/01/2018	2,000,000.00	1,974,940.00	1,998,538.28	3.030	3.136	1,765	273	08/01/2023
Subtotal and Average			40,575,353.55		40,590,000.00	38,424,094.75	40,575,450.20	1.771	1.582	629		
Total and Average			738,315,797.78		733,587,596.73	701,663,463.60	733,049,479.77	1.258	965	490		

Santa Clara Valley Water Dist.
Portfolio Management
Portfolio Details - Cash
October 31, 2022

CUSIP	Investment #	Issuer	Average Balance	Purchase Date	Par Value	Market Value	Book Value	Stated Rate	YTM 365	Term	Days to Maturity
Average Balance			0.00							0	0
Total Cash and Investments			738,315,797.78		733,587,596.73	701,663,463.60	733,049,479.77		1.258	965	490

Santa Clara Valley Water Dist.
Portfolio Management
Activity By Type
October 1, 2022 through October 31, 2022

Page 1

CUSIP	Investment #	Issuer	Stated Rate	Transaction Date	Purchases or Deposits	Redemptions or Withdrawals	Balance
Treasury Securities - Coupon							
Subtotal							135,574,163.09
Federal Agency Issues - Coupon							
Subtotal							301,186,645.65
Negotiable CD's - Interest Bearing							
Subtotal							240,000.00
LAIF (Monthly Summary)							
SYS88-0237LAIF	88-0237LAIF	Local Agency Investment Fund	1.350		193,222.71	0.00	
Subtotal							54,373,478.76
Medium Term Notes							
Subtotal							9,987,866.35
Money Market Account (Monthly Summary)							
23380W523	4102	Daily Income US Gov MMF	1.890		5,605,908.56	0.00	
Subtotal							38,494,013.22
TimeCD_Deposit Account (Monthly Summary)							
SYS5317	5317	Excite CU FKA Alliance CU	2.240		509.23	0.00	
SYS5311	5311	Bank of San Francisco	0.880		532.02	0.00	
SYS5481	5481	Bank of San Francisco	0.449		5,386.45	0.00	
SYS5309	5309	Community Bank of the Bay	1.050		164.44	164.44	
SYS5371	5371	Community Bank of the Bay	0.500		3,894.72	0.00	
SYS4912	4912	Deposit Account	0.050		94,158,397.84	92,240,037.60	
SYS5398	5398	Meriwest Credit Union	3.150		13,431.19	0.00	
SYS5556	5556	Provident Credit Union	2.018		395.59	0.00	
SYS5369	5369	Technology Credit Union	1.560		20,426.31	0.00	
SYS5553	5553	Union Bank (NIB)			1,537,536.77	1,537,536.77	
Subtotal							137,523,104.75
Supranational							
Subtotal							15,094,757.75

Portfolio SCVW
AC
PM (PRF_PM3) 7.3.0
Report Ver. 7.3.6.1

Run Date: 11/08/2022 - 12:07

Santa Clara Valley Water Dist.
Portfolio Management
Activity By Type
October 1, 2022 through October 31, 2022

Page 2

CUSIP	Investment #	Issuer	Stated Rate	Transaction Date	Purchases or Deposits	Redemptions or Withdrawals	Balance
Municipal Bonds							
796815ZG6	5393	San Bernardino County	2.050	10/01/2022	0.00	5,000,000.00	
		Subtotal			0.00	5,000,000.00	40,575,450.20
		Total			101,539,805.83	98,777,738.81	733,049,479.77



Santa Clara Valley Water Dist.
Transaction Activity Report
October 1, 2022 - October 31, 2022
Sorted by Transaction Date - Transaction Date
All Funds

SANTA CLARA VALLEY WATER
 5750 Almaden Expressway
 San Jose, Ca 951
 (408)265-2607

Investment #	Fund	CUSIP	Inv Descrip	TransactionType	TransactionDate	MaturityDate	RedemptionType	New Principal	Principal Paydowns	Interest	Total Cash
4102	82	23380W523	Money Market Fund	Purchase	10/03/2022			4,781.25			-4,781.25
4102	82	23380W523	Money Market Fund	Purchase	10/03/2022			8,750.00			-8,750.00
4102	82	23380W523	Money Market Fund	Purchase	10/03/2022			69,826.99			-69,826.99
4102	82	23380W523	Money Market Fund	Purchase	10/03/2022			51,250.00			-51,250.00
4102	82	23380W523	Money Market Fund	Purchase	10/03/2022			5,000,000.00			-5,000,000.00
5393	82	796815ZG6	San Bernardino Cnty	Redemption	10/03/2022	10/01/2022	Maturity		5,000,000.00		5,000,000.00
5393	82	796815ZG6	San Bernardino Cnty	Interest	10/03/2022	10/01/2022				51,250.00	51,250.00
5487	82	13034AL65	CASDEV 0.765%	Interest	10/03/2022	10/01/2025				4,781.25	4,781.25
5517	82	4581X0DL9	IABD 0.875% MAT	Interest	10/03/2022	04/03/2025				8,750.00	8,750.00
4102	82	23380W523	Money Market Fund	Interest	10/03/2022					69,826.99	69,826.99
Totals for 10/03/2022								5,134,608.24	5,000,000.00	134,608.24	0.00
88-0237LAIF	82	SYS88-0237LAIF	LAIF 4.958%	Purchase	10/14/2022			193,222.71			-193,222.71
88-0237LAIF	82	SYS88-0237LAIF	LAIF 4.958%	Interest	10/14/2022					193,222.71	193,222.71
Totals for 10/14/2022								193,222.71		193,222.71	0.00
4102	82	23380W523	Money Market Fund	Purchase	10/17/2022			9,375.00			-9,375.00
4102	82	23380W523	Money Market Fund	Purchase	10/17/2022			131,250.00			-131,250.00
5532	82	91282CBV2	UNITED STATES	Interest	10/17/2022	04/15/2024				9,375.00	9,375.00
5547	82	91282CEH0	UNITED STATES	Interest	10/17/2022	04/15/2025				65,625.00	65,625.00
5547	82	91282CEH0	UNITED STATES	Accr Int	10/17/2022	04/15/2025			24,385.25	-24,385.25	0.00
5549	82	91282CEH0	UNITED STATES	Interest	10/17/2022	04/15/2025				65,625.00	65,625.00
5549	82	91282CEH0	UNITED STATES	Accr Int	10/17/2022	04/15/2025			24,385.25	-24,385.25	0.00
Totals for 10/17/2022								140,625.00	48,770.50	91,854.50	0.00
4102	82	23380W523	Money Market Fund	Purchase	10/21/2022			56,250.00			-56,250.00
5537	82	3130ARKL4	FEDERAL HOME	Interest	10/21/2022	04/21/2027				56,250.00	56,250.00
Totals for 10/21/2022								56,250.00		56,250.00	0.00
4102	82	23380W523	Money Market Fund	Purchase	10/24/2022			37,500.00			-37,500.00
4102	82	23380W523	Money Market Fund	Purchase	10/24/2022			53,125.00			-53,125.00
5506	82	3135G03U5	FEDERAL NATL MTG	Interest	10/24/2022	04/22/2025				15,625.00	15,625.00
5511	82	3135G03U5	FEDERAL NATL MTG	Interest	10/24/2022	04/22/2025				15,625.00	15,625.00
5520	82	3135G0K36	FEDERAL NATL MTG	Interest	10/24/2022	04/24/2026				53,125.00	53,125.00
5548	82	3135G03U5	FEDERAL NATL MTG	Interest	10/24/2022	04/22/2025				6,250.00	6,250.00
5548	82	3135G03U5	FEDERAL NATL MTG	Accr Int	10/24/2022	04/22/2025			2,083.33	-2,083.33	0.00

Portfolio SCVW
 AC
 TA (PRF_TA) 7.1.1
 Report Ver. 7.3.6.1

Santa Clara Valley Water Dist.
Transaction Activity Report
Sorted by Transaction Date - Transaction Date

Page 2

Investment #	Fund	CUSIP	Inv Descrip	TransactionType	TransactionDate	MaturityDate	RedemptionType	New Principal	Principal Paydowns	Interest	Total Cash
Totals for 10/24/2022								90,625.00	2,083.33	88,541.67	0.00
4102	82	23380W523	Money Market Fund	Purchase	10/25/2022			7,083.33			-7,083.33
5507	82	3130ALKL7	FEDERAL HOME	Interest	10/25/2022	03/25/2026				3,541.66	3,541.66
5508	82	3130ALKL7	FEDERAL HOME	Interest	10/25/2022	03/25/2026				3,541.67	3,541.67
Totals for 10/25/2022								7,083.33		7,083.33	0.00
4102	82	23380W523	Money Market Fund	Purchase	10/27/2022			216.99			-216.99
5445	82	79772FAF3	SF FCU 1.1% MAT	Interest	10/27/2022	03/27/2025				216.99	216.99
Totals for 10/27/2022								216.99		216.99	0.00
4102	82	23380W523	Money Market Fund	Purchase	10/28/2022			62,500.00			-62,500.00
4102	82	23380W523	Money Market Fund	Purchase	10/28/2022			59,375.00			-59,375.00
4102	82	23380W523	Money Market Fund	Purchase	10/28/2022			10,250.00			-10,250.00
4102	82	23380W523	Money Market Fund	Purchase	10/28/2022			5,000.00			-5,000.00
5477	82	3134GW3W4	FHLMC 0.41% MAT	Interest	10/28/2022	10/28/2024				10,250.00	10,250.00
5513	82	3130AM2K7	FEDERAL HOME	Interest	10/28/2022	04/28/2026				62,500.00	62,500.00
5518	82	459058JL8	IBRD 0.5% MAT	Interest	10/28/2022	10/28/2025				5,000.00	5,000.00
5539	82	3130ARQB0	FEDERAL HOME	Interest	10/28/2022	04/28/2025				59,375.00	59,375.00
Totals for 10/28/2022								137,125.00		137,125.00	0.00
4102	82	23380W523	Money Market Fund	Purchase	10/31/2022			11,250.00			-11,250.00
4102	82	23380W523	Money Market Fund	Purchase	10/31/2022			9,375.00			-9,375.00
4102	82	23380W523	Money Market Fund	Purchase	10/31/2022			18,750.00			-18,750.00
5478	82	3134GW5Q5	FEDERAL HOME LN	Interest	10/31/2022	01/29/2025				11,250.00	11,250.00
5523	82	912828ZL7	UNITED STATES	Interest	10/31/2022	04/30/2025				9,375.00	9,375.00
5529	82	91282CBW0	UNITED STATES	Interest	10/31/2022	04/30/2026				18,750.00	18,750.00
Totals for 10/31/2022								39,375.00		39,375.00	0.00
Grand Total								5,799,131.27	5,050,853.83	748,277.44	0.00

Portfolio SCVW
AC
TA (PRF_TA) 7.1.1
Report Ver. 7.3.6.1

Run Date: 11/08/2022 - 12:10