



SANTA CLARA VALLEY WATER DISTRICT

# NON-AGENDA

## November 17, 2023

**Board Policy EL-7 Communication and Support to the Board**  
*The BAOs shall inform and support the Board in its work.*

Page		<u><a href="#">CEO BULLETIN &amp; NEWSLETTERS</a></u>
		CEO Bulletin: None.
		<u><a href="#">BOARD MEMBER REQUESTS &amp; INFORMATIONAL ITEMS</a></u>
3		<b>BMR/IBMR Weekly Reports: 11/17/23</b>
4		Memo from Darin Taylor, CFO, to the board, dated 11/08/23, providing the Summary of Monthly Report of Investments, October 2023.
		<u><a href="#">INCOMING BOARD CORRESPONDENCE</a></u>
20		<b>Board Correspondence Weekly Report: 11/17/23</b>
24		Email from Rae Knapp to the board, dated 11/13/23, providing Keep Coyote Creek Beautiful December BioBlitz information. C-23-0271
27		Email from Norma Campbell to the board, dated 11/10/23, regarding Anderson Dam Project. C-23-0272
28		Emails from Ron Cachopo to Jennifer Codianne (copied to the board), dated 11/10/23 and 11/14/23, regarding damaged fence along Saratoga Creek, Santa Clara. C-23-0273
33		Email from Rea Freedom to the board, dated 11/12/23, regarding Pacheco Dam Project. C-23-0274
34		Email from Gianna Walter to Chair Varela, dated 11/10/23, regarding Anderson Dam Project Draft EIR. C-23-0275
35		Email from Brigitte Rince to the board, dated 11/13/23, regarding abatement of unhoused along the Guadalupe River. C-23-0276
36		Email from Sharon Luna to Chair Varela, dated 11/13/23, expressing concern for debris in Llagas Creek on Llagas Drive. C-23-0277
40		Email from Alette Lundeborg to Directors Estremera and Beall, dated 11/14/23, regarding access to locked park on William Street across from the Williams Street Park. C-23-0278
		<u><a href="#">OUTGOING BOARD CORRESPONDENCE</a></u>
42		Email from Chair Varela to Nadine Kelley, dated 11/09/23, regarding concerns related to the construction work at Anderson Dam and its impact on Rosendin Park.
44		Email from Chair Varela to Dennis O'Malley, dated 11/09/23, regarding concerns related to the construction work at Anderson Dam and its impact on Rosendin Park.

# **BOARD MEMBER REQUESTS and Informational Items**

Report Name: Board Member Requests

Request	Request Date	Director	BAO/Chief	Staff	Description	20 Days Due Date	Expected Completion Date	Disposition
I-23-0030	10/26/23	Eisenberg	Baker	Williams	Director Eisenberg requests information on what Valley Water is doing in regard to reducing PFAS and PFAS pollution.	11/15/23		
R-23-0011	08/08/23	Eisenberg	Taylor	Chinte Salandan an	CEO 2023 travel with the following: For each time away, please provide: 1. Dates 2. Locations traveled to 3. Total cost 4. Whether the district paid in part or in whole (how much, and was it as a legitimate business expense or as a taxable perk) 5. If for official reasons, if not clear from the outside, please provide a brief (one sentence or even partial sentence is fine) description of the nexus -- e.g. "met with these senators in washington dc: warren, booker, and feinstein" 6. If the district only paid in part, I do not need to know what was happening during the personal time 7. Please provide the budget for travel for that time period and how the actuals compared with the budgeted (this should be very simple)	08/29/23		10/11/23 Information Only: BMR request was updated to change from BAO travel information to only CEO: CEO 2023 travel with the following: For each time away, please provide: 1.Dates 2.Locations traveled to 3.Total cost 4.Whether the district paid in part or in whole (how much, and was it as a legitimate business expense or as a taxable perk) 5.If for official reasons, if not clear from the outside, please provide a brief (one sentence or even partial sentence is fine) description of the nexus -- e.g. "met with these senators in washington dc: warren, booker, and feinstein" 6.If the district only paid in part, I do not need to know what was happening during the personal time 7.Please provide the budget for travel for that time period and how the actuals compared with the budgeted (this should be very simple); 09/08/23 Information Only: Two additional weeks need. Anticipated completion date of September 22.
R-23-0017	11/14/23	Beall	Baker	Williams	Provide regular updates to the Board or Board committee on the rehabilitation of the Sunnyoaks Percolation Pond and work with the City of Campbell and the Santa Clara County Fire Department on a resolution.	12/05/23		
R-23-0018	11/14/23	Beall	Callender	Taylor	Provide Director Beall with the number of low income senior exemption participants and consider comparing program with other low income senior exemptions programs offered by other agencies for other exemptions.	12/05/23		





# MEMORANDUM

FC 14 (02-08-19)

**TO:** Board of Directors

**FROM:** Darin Taylor,  
Chief Financial Officer

**SUBJECT:** Summary of Monthly Report of Investments,  
October 2023

**DATE:** November 8, 2023

In accordance with the Santa Clara Valley Water District (Valley Water) Board Investment policy, staff provides a detailed investment report to the Board of Directors on a quarterly basis. In addition to the quarterly investment report, Government Code section 53607 requires the Treasurer of the local agency who has been delegated with the authority to invest funds to provide a monthly report of the investment transactions to the legislative body. This report is provided to the Board in compliance with Government Code section 53607 and Executive Limitation-4 Financial Management.

Attached is the report of investments for the month of October 2023. All investments were in compliance with the Investment Policy and performed on par with Valley Water's benchmark yield. The attached report includes a summary of the portfolio holdings, details of each security in the portfolio and an investment activity summary with comparisons to the previous 12 months. The following are highlights of the investment activities for the month:

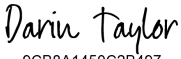
- The book value of Valley Water's portfolio as of October 31, 2023 was \$670 million. This represents an increase of approximately \$15 million compared to the book value as of September 30, 2023 due to planned expenditures offset by revenues received including Commercial Paper disbursements of \$21.6 million for Safe, Clean Water and Water Utility capital projects during the month.
- Valley Water's portfolio is invested with a primary goal of safety. To accomplish this goal, we only invest in securities that are permitted by California Government Code and the Board Investment Policy. These securities have high credit ratings and maturities of no more than 5 years. As of October 31, 2023, approximately 67% of the portfolio was held in US Government Treasury/Agency/Municipal Bonds, 31% was held in liquid funds (Local Area Investment Fund, Money Market mutual fund, and short-term deposits), and 2% in supranational/corporate medium-term notes.
- The portfolio had a yield-to-maturity of 2.24% for the month of October 2023. This is 1.20% below Valley Water's benchmark, the 24-month floating average of the 2-year Treasury note, which was 3.44%.
- Valley Water's portfolio is reviewed every month for compliance with the Investment Policy. All investments were in compliance for the reporting period.
- California Government Code requires that a public entity structure its portfolio so that it, at minimum, can meet expenditures for the next six months. The investment portfolio has been structured to ensure that sufficient monies will be available to cover anticipated expenditures in the coming six months.

### Community Bank Investments

Pursuant to Board direction and governance policies (Executive Limitation 4.7.7) regarding investments in small local banks and credit unions located within the nine Bay Area counties with total assets at or below \$10 billion ("community banks"), staff has expanded business with community banks, and limited business with large banks, as summarized below:

- Letters of Credit – Technology Credit Union, based in San Jose, provides three separate standby letters of credit totaling \$841,000 to Valley Water to meet the U.S. Army Corp's financial assurance requirements for the operations of Upper Penitencia, Coyote Ridge, and Rancho Cañada de Pala Preserve watershed projects.
- Investments – Valley Water's investment portfolio includes over \$51 million, or 7.7%, in deposits at community banks.
- Revolving Line of Credit – A syndication of three community banks provides up to \$20 million in loan capacity.
- Underwriting – Eight small investment banks located in California are included in Valley Water's underwriting pool; four of these firms are veteran, minority or women owned.
- Large Bank Limitation - Valley Water only conducts business with large banks with total assets greater than \$10 billion that have satisfactory Environmental, Social and Governance (ESG) ratings provided by an independent professional rating firm.

If you have any questions regarding the Investment Report, please contact Darin Taylor, Chief Financial Officer, at 408-630-3068.

DocuSigned by:  
 11/8/2023  
9CB8A1450C2B497  
Darin Taylor  
Chief Financial Officer

Attachment: Monthly Report of Investments for October 2023





**Santa Clara Valley Water Dist.**  
**Portfolio Management**  
**Portfolio Summary**  
**October 31, 2023**

SANTA CLARA VALLEY WATER  
 5750 Almaden Expressway  
 San Jose, San Jose, Ca 951  
 (408)265-2607

Investments	Par Value	Market Value	Book Value	% of Portfolio	YTM 365 Equiv.	Term	Days to Maturity
Treasury Securities - Coupon	116,000,000.00	109,563,163.88	114,510,668.93	17.09	2.144	1,111	519
Federal Agency Issues - Coupon	297,093,000.00	282,058,973.88	296,752,975.93	44.29	1.805	1,448	572
Negotiable CD's - Interest Bearing	240,000.00	225,149.77	240,000.00	0.04	1.094	1,826	512
LAIF	64,367,595.72	64,367,595.72	64,367,595.72	9.61	3.590	1	1
Medium Term Notes	2,000,000.00	1,840,696.68	1,995,954.29	0.30	0.664	1,639	658
Money Market Account	45,094,558.54	45,094,558.54	45,094,558.54	6.73	4.430	1	1
TimeCD_Deposit Account	97,690,668.75	97,690,668.75	97,690,668.75	14.58	1.953	1	1
Supranational	12,000,000.00	10,985,581.26	12,052,952.71	1.80	0.558	1,640	692
Municipal Bonds	38,155,000.00	35,776,693.20	37,337,391.25	5.57	2.477	1,481	671
	<b>672,640,823.01</b>	<b>647,603,081.68</b>	<b>670,042,766.12</b>	<b>100.00%</b>	<b>2.244</b>	<b>949</b>	<b>394</b>
<b>Investments</b>							

Total Earnings	October 31 Month Ending	Fiscal Year To Date
Current Year	1,227,574.30	4,976,224.45
<b>Average Daily Balance</b>	<b>656,269,220.93</b>	<b>670,031,657.74</b>
<b>Effective Rate of Return</b>	<b>2.20%</b>	<b>2.20%</b>

Current market pricing is updated at the end of each month from data provided by Interactive Data, a securities pricing service.

DocuSigned by:  
  
 7BC5EEFA2A234AD  
 Charlene Sun  
 Treasury/Debt Officer  
 DocuSigned by:  
  
 9CB8A1450C2B497  
 Darin Taylor, Chief Financial Officer

11/8/2023  
 Date  
 11/8/2023

Reporting period 10/01/2023-10/31/2023

Run Date: 11/07/2023 - 11:57

**Santa Clara Valley Water Dist.  
Portfolio Management  
Activity Summary  
October 2022 through October 2023**

Page 1

Month End	Year	Number of Securities	Total Invested	Yield to Maturity		Managed Pool Rate	Number of Investments Purchased	Number of Investments Redeemed	Average Term	Average Days to Maturity
				360 Equivalent	365 Equivalent					
October	2022	162	733,049,479.77	1.241	1.258	1.350	0	1	965	490
November	2022	160	720,833,489.87	1.314	1.333	1.350	0	4	971	477
December	2022	157	655,139,838.88	1.261	1.279	1.350	1	7	1,034	507
January	2023	156	720,149,826.28	1.536	1.557	2.070	4	1	950	458
February	2023	154	694,270,392.30	1.611	1.633	2.070	1	1	986	458
March	2023	156	670,073,201.37	1.740	1.764	2.070	3	5	1,006	468
April	2023	152	654,926,679.30	1.710	1.734	2.740	1	0	1,043	471
May	2023	154	646,955,927.32	1.842	1.867	2.740	2	10	1,012	462
June	2023	151	732,143,570.29	1.734	1.758	2.740	7	6	895	420
July	2023	148	672,594,485.96	2.160	2.190	3.150	5	0	985	446
August	2023	148	667,599,063.17	2.161	2.191	3.150	0	8	977	428
September	2023	140	655,266,773.99	2.126	2.156	3.150	0	6	960	415
October	2023	137	670,042,766.12	2.213	2.244	3.590	3	0	949	394
Average		152	684,080,422.66	1.742%	1.767%	2.425	2	4	979	453

**Santa Clara Valley Water Dist.**  
**Portfolio Management**  
**Portfolio Details - Investments**  
**October 31, 2023**

Page 1

CUSIP	Investment #	Issuer	Average Balance	Purchase Date	Par Value	Market Value	Book Value	Stated Rate	YTM 365	Days to Term Maturity	Maturity Date
<b>Treasury Securities - Coupon</b>											
91282CBV2	5532	Republic Industries Funding		02/11/2022	5,000,000.00	4,886,914.05	4,972,927.32	0.375	1.592	794	04/15/2024
91282CCC3	5534	Republic Industries Funding		03/08/2022	5,000,000.00	4,861,718.75	4,965,043.80	0.250	1.580	799	05/15/2024
91282CEH0	5547	Republic Industries Funding		06/22/2022	5,000,000.00	4,817,187.50	4,950,767.57	2.625	3.339	1,028	04/15/2025
91282CEH0	5549	Republic Industries Funding		06/22/2022	5,000,000.00	4,817,187.50	4,949,355.15	2.625	3.360	1,028	04/15/2025
91282CFX4	5575	Republic Industries Funding		06/21/2023	5,000,000.00	4,950,585.95	4,987,549.04	4.500	4.991	528	11/30/2024
91282ZT0	5496	US Treasury Bill		01/12/2021	5,000,000.00	4,626,757.80	4,987,321.78	0.250	0.412	1,600	05/31/2025
91282ZT0	5499	US Treasury Bill		01/27/2021	5,000,000.00	4,626,757.80	4,994,138.99	0.250	0.325	1,585	05/31/2025
91282ZT0	5500	US Treasury Bill		01/27/2021	5,000,000.00	4,626,757.80	4,994,596.31	0.250	0.319	1,585	05/31/2025
91282CCF6	5521	US Treasury Bill		09/28/2021	5,000,000.00	4,496,093.75	4,977,352.46	0.750	0.930	1,706	05/31/2026
91282ZT0	5522	US Treasury Bill		10/28/2021	3,000,000.00	2,776,054.68	2,969,379.39	0.250	0.908	1,311	05/31/2025
91282ZL7	5523	US Treasury Bill		01/18/2022	5,000,000.00	4,653,125.00	4,934,573.57	0.375	1.271	1,198	04/30/2025
91282B4R8	5525	US Treasury Bill		09/28/2021	5,000,000.00	4,825,000.00	5,169,253.05	2.875	0.701	1,341	05/31/2025
91282CCF6	5526	US Treasury Bill		09/29/2021	3,000,000.00	2,697,656.25	2,984,331.66	0.750	0.957	1,705	05/31/2026
91282ZT0	5527	US Treasury Bill		01/25/2022	5,000,000.00	4,626,757.80	4,917,737.96	0.250	1.318	1,222	05/31/2025
91282ZT0	5528	US Treasury Bill		01/25/2022	5,000,000.00	4,626,757.80	4,917,737.96	0.250	1.318	1,222	05/31/2025
91282CBW0	5529	US Treasury Bill		02/02/2022	5,000,000.00	4,511,328.10	4,902,069.71	0.750	1.564	1,548	04/30/2026
91282XT2	5531	US Treasury Bill		02/11/2022	5,000,000.00	4,900,390.60	5,011,100.81	2.000	1.608	840	05/31/2024
91282WJ5	5535	US Treasury Bill		03/08/2022	5,000,000.00	4,920,703.10	5,024,339.02	2.500	1.573	799	05/15/2024
91282XT2	5536	US Treasury Bill		03/08/2022	5,000,000.00	4,900,390.60	5,011,990.03	2.000	1.577	815	05/31/2024
91282CCF6	5538	US Treasury Bill		03/29/2022	5,000,000.00	4,496,093.75	4,775,210.71	0.750	2.600	1,524	05/31/2026
91282ZT0	5550	US Treasury Bill		06/22/2022	5,000,000.00	4,626,757.80	4,767,893.83	0.250	3.361	1,074	05/31/2025
91282CDH1	5577	US Treasury Bill		06/27/2023	5,000,000.00	4,765,625.00	4,789,630.49	0.750	5.093	507	11/15/2024
91282CDZ1	5579	US Treasury Bill		07/10/2023	5,000,000.00	4,763,281.25	4,777,870.03	1.500	5.135	586	02/15/2025
91282CDZ1	5580	US Treasury Bill		07/10/2023	5,000,000.00	4,763,281.25	4,778,498.29	1.500	5.124	586	02/15/2025
<b>Subtotal and Average</b>			<b>114,467,754.96</b>		<b>116,000,000.00</b>	<b>109,563,163.88</b>	<b>114,510,668.93</b>		<b>2.144</b>	<b>1,111</b>	<b>519</b>

**Federal Agency Issues - Coupon**

3133EDBU5	5381	Federal Farm Credit Bank		06/10/2019	3,000,000.00	2,991,235.92	3,006,284.15	3.500	1.887	1,654	49	12/20/2023
3133EHN25	5382	Federal Farm Credit Bank		06/18/2019	3,000,000.00	3,000,000.00	3,000,000.00	2.200	1.910	1,597	0	11/01/2023
3133EKKU9	5383	Federal Farm Credit Bank		06/18/2019	3,000,000.00	2,998,159.59	3,000,223.29	2.300	1.899	1,604	7	11/08/2023
3133ELNE0	5440	Federal Farm Credit Bank		02/27/2020	5,000,000.00	4,940,022.50	5,003,006.27	1.430	1.214	1,448	105	02/14/2024
3133ELQD9	5442	Federal Farm Credit Bank		03/04/2020	5,000,000.00	4,926,365.35	5,000,316.04	1.230	1.211	1,461	124	03/04/2024
3133ELQD9	5443	Federal Farm Credit Bank		03/04/2020	3,000,000.00	2,955,819.21	3,000,599.12	1.230	1.170	1,461	124	03/04/2024
3133ELQD9	5459	Federal Farm Credit Bank		08/06/2020	5,000,000.00	4,926,365.35	5,016,393.47	1.230	0.265	1,306	124	03/04/2024
3133EL3P7	5460	Federal Farm Credit Bank		08/12/2020	5,000,000.00	4,597,537.55	5,000,000.00	0.530	0.530	1,826	650	08/12/2025
3133ELQD9	5462	Federal Farm Credit Bank		08/07/2020	5,000,000.00	4,926,365.35	5,016,447.79	1.230	0.262	1,305	124	03/04/2024

Portfolio SCVW  
AC  
PM (PRF\_PM2) 7.3.0

Run Date: 11/07/2023 - 11:57



**Santa Clara Valley Water Dist.**  
**Portfolio Management**  
**Portfolio Details - Investments**  
**October 31, 2023**

Page 2

CUSIP	Investment #	Issuer	Average Balance	Purchase Date	Par Value	Market Value	Book Value	Stated Rate	YTM 365	Days to Term Maturity	Maturity Date
<b>Federal Agency Issues - Coupon</b>											
3133EMJS2	5489	Federal Farm Credit Bank		12/09/2020	5,000,000.00	4,727,486.55	5,000,000.00	0.440	0.440	1,461	404 12/09/2024
3133EMSU7	5510	Federal Farm Credit Bank		03/09/2021	5,000,000.00	4,520,306.10	5,000,000.00	0.800	0.800	1,826	859 03/09/2026
3133EMYV8	5514	Federal Farm Credit Bank		05/11/2021	5,000,000.00	4,500,202.55	5,001,491.39	0.820	0.808	1,826	922 05/11/2026
3133ENPB0	5533	Federal Farm Credit Bank		02/16/2022	5,000,000.00	4,553,351.50	5,000,000.00	2.180	2.180	1,826	1,203 02/16/2027
3133EN5G1	5557	Federal Farm Credit Bank		12/28/2022	10,000,000.00	9,988,993.90	10,000,000.00	4.890	4.890	365	57 12/28/2023
3133EN6C9	5558	Federal Farm Credit Bank		01/18/2023	5,000,000.00	4,879,471.85	5,000,000.00	5.140	5.140	1,826	1,539 01/18/2028
3133ELY32	5565	Federal Farm Credit Bank		03/09/2023	5,000,000.00	4,436,352.95	4,470,680.54	0.550	4.804	1,231	994 07/22/2026
3133EPDC6	5576	Federal Farm Credit Bank		06/27/2023	5,000,000.00	4,906,906.45	5,023,635.61	5.350	5.224	1,721	1,594 03/13/2028
3133EPPJ8	5578	Federal Farm Credit Bank		07/05/2023	5,000,000.00	4,989,177.30	5,000,000.00	5.570	5.570	366	247 07/05/2024
3130A3VC5	5374	Federal Home Loan Bank		05/24/2019	3,000,000.00	2,989,846.44	3,000,321.25	2.250	2.140	1,659	37 12/08/2023
3130AAHE1	5390	Federal Home Loan Bank		06/24/2019	5,000,000.00	4,984,740.20	5,003,066.80	2.500	1.875	1,628	37 12/08/2023
3130A3GE8	5466	Federal Home Loan Bank		08/26/2020	5,000,000.00	4,854,336.15	5,130,526.57	2.750	0.390	1,570	408 12/13/2024
3130AL2G8	5504	Federal Home Loan Bank		02/18/2021	10,000,000.00	9,017,426.80	10,000,000.00	0.600	0.600	1,826	840 02/18/2026
3130ALKL7	5507	Federal Home Loan Bank		03/25/2021	5,000,000.00	4,519,531.95	5,000,000.00	0.850	0.850	1,826	875 03/25/2026
3130ALKL7	5508	Federal Home Loan Bank		03/25/2021	5,000,000.00	4,519,531.95	5,000,000.00	0.850	0.850	1,826	875 03/25/2026
3130AM2K7	5513	Federal Home Loan Bank		04/28/2021	10,000,000.00	9,114,559.10	10,000,000.00	1.250	1.097	1,826	909 04/28/2026
3130AQM8X	5524	Federal Home Loan Bank		01/26/2022	5,000,000.00	4,560,549.15	5,000,000.00	1.125	1.788	1,826	1,182 01/26/2027
3130AQT9K	5530	Federal Home Loan Bank		02/28/2022	5,000,000.00	4,884,541.70	5,000,000.00	1.300	1.300	820	209 05/28/2024
3130ARKL4	5537	Federal Home Loan Bank		04/21/2022	5,000,000.00	4,822,201.30	5,000,000.00	3.250	3.050	1,826	1,267 04/21/2027
3130ARQB0	5539	Federal Home Loan Bank		04/28/2022	5,000,000.00	4,897,529.70	5,000,000.00	3.375	3.353	1,096	544 04/28/2025
3130AUPR9	5562	Federal Home Loan Bank		01/30/2023	2,545,000.00	2,526,816.25	2,543,788.49	4.560	4.633	529	254 07/12/2024
3130AURL0	5563	Federal Home Loan Bank		02/13/2023	5,000,000.00	4,988,894.10	5,000,000.00	4.800	4.800	365	104 02/13/2024
3130AVLU4	5567	Federal Home Loan Bank		04/25/2023	5,000,000.00	4,835,796.65	5,000,000.00	4.850	4.850	1,827	1,637 04/25/2028
3130ATUR6	5571	Federal Home Loan Bank		06/07/2023	3,000,000.00	2,974,392.51	2,991,871.65	4.625	4.879	555	408 12/13/2024
3130AQ4B6	5572	Federal Home Loan Bank		06/07/2023	3,000,000.00	2,856,440.10	2,876,400.00	1.200	4.985	565	418 12/23/2024
3130AWE22	5573	Federal Home Loan Bank		06/09/2023	5,000,000.00	4,982,064.90	5,000,000.00	5.080	5.084	396	251 07/09/2024
3130AV5N8	5574	Federal Home Loan Bank		06/21/2023	5,000,000.00	4,974,123.55	5,005,480.00	5.000	5.000	541	408 12/13/2024
3130A7PH2	5444	Federal Home Loan Bank-CN		02/28/2020	3,000,000.00	2,960,985.15	3,007,160.17	1.875	1.180	1,470	128 03/08/2024
3134GWND4	5461	Federal Home Loan Mortgage Cor		08/12/2020	5,000,000.00	4,603,391.25	5,000,000.00	0.600	0.600	1,826	650 08/12/2025
3134GWUY0	5476	Federal Home Loan Mortgage Cor		10/19/2020	6,698,000.00	6,313,786.04	6,698,000.00	0.400	0.400	1,533	425 12/30/2024
3134GW3W4	5477	Federal Home Loan Mortgage Cor		10/28/2020	5,000,000.00	4,755,594.70	5,000,000.00	0.410	0.410	1,461	362 10/28/2024
3134GW5Q5	5478	Federal Home Loan Mortgage Cor		10/29/2020	5,000,000.00	4,696,017.00	5,000,000.00	0.450	0.450	1,553	455 01/29/2025
3134GXBM5	5485	Federal Home Loan Mortgage Cor		12/01/2020	5,000,000.00	4,561,384.80	5,000,000.00	0.600	0.600	1,807	742 11/12/2025
3134GXFX7	5486	Federal Home Loan Mortgage Cor		12/16/2020	5,000,000.00	4,778,772.75	5,000,000.00	0.375	0.375	1,370	320 09/16/2024
3134GXHK3	5490	Federal Home Loan Mortgage Cor		12/24/2020	5,000,000.00	4,661,904.35	5,000,000.00	0.410	0.410	1,551	509 03/24/2025
3134GXJB1	5492	Federal Home Loan Mortgage Cor		12/28/2020	5,000,000.00	4,662,134.45	5,000,000.00	0.420	0.447	1,551	513 03/28/2025

Portfolio SCVW  
AC  
PM (PRF\_PM2) 7.3.0

**Santa Clara Valley Water Dist.**  
**Portfolio Management**  
**Portfolio Details - Investments**  
**October 31, 2023**

Page 3

CUSIP	Investment #	Issuer	Average Balance	Purchase Date	Par Value	Market Value	Book Value	Stated Rate	YTM 365	Days to Term Maturity	Maturity Date
<b>Federal Agency Issues - Coupon</b>											
3134GYL83	5564	Federal Home Loan Mortgage Cor		03/01/2023	5,000,000.00	4,984,607.00	5,000,000.00	5.450	5.450	730	485 02/28/2025
3137EAX3	5479	Fed Home Loan Mort Corp-CN		10/21/2020	5,000,000.00	4,572,314.40	4,992,046.54	0.375	0.460	1,798	692 09/23/2025
3137EAEU9	5498	Fed Home Loan Mort Corp-CN		01/27/2021	6,900,000.00	6,366,618.55	6,899,204.83	0.375	0.382	1,636	628 07/21/2025
3137EAX3	5501	Fed Home Loan Mort Corp-CN		01/28/2021	1,000,000.00	914,462.88	999,527.69	0.375	0.400	1,699	692 09/23/2025
3135G0V34	5429	Fed Natl Mortgage Assoc		12/11/2019	5,000,000.00	4,962,599.10	5,010,038.62	2.500	1.700	1,517	96 02/05/2024
3136G4T52	5465	Fed Natl Mortgage Assoc		08/26/2020	4,050,000.00	3,795,946.74	4,050,000.00	0.520	0.520	1,644	482 02/25/2025
3135G04Z3	5488	Fed Natl Mortgage Assoc		12/09/2020	5,000,000.00	4,637,002.80	5,007,249.41	0.500	0.410	1,651	594 06/17/2025
3135GA2Z3	5491	Fed Natl Mortgage Assoc		12/10/2020	5,000,000.00	4,554,836.55	5,000,000.00	0.560	0.560	1,803	747 11/17/2025
3135G04Z3	5494	Fed Natl Mortgage Assoc		01/13/2021	5,000,000.00	4,637,002.80	5,001,606.54	0.500	0.480	1,616	594 06/17/2025
3135G05X7	5495	Fed Natl Mortgage Assoc		01/12/2021	5,000,000.00	4,586,831.70	4,991,013.89	0.375	0.475	1,686	663 08/25/2025
3135G06G3	5497	Fed Natl Mortgage Assoc		01/20/2021	4,900,000.00	4,466,980.58	4,903,851.96	0.500	0.461	1,752	737 11/07/2025
3135G04Z3	5502	Fed Natl Mortgage Assoc		02/04/2021	5,000,000.00	4,637,002.80	5,008,464.03	0.500	0.395	1,594	594 06/17/2025
3135G03U5	5506	Fed Natl Mortgage Assoc		02/26/2021	5,000,000.00	4,675,029.05	5,001,080.81	0.625	0.610	1,516	538 04/22/2025
3135G03U5	5511	Fed Natl Mortgage Assoc		03/05/2021	5,000,000.00	4,675,029.05	5,006,177.74	0.625	0.540	1,509	538 04/22/2025
3135G0K36	5520	Fed Natl Mortgage Assoc		08/27/2021	5,000,000.00	4,661,285.30	5,163,495.68	2.125	0.780	1,701	905 04/24/2026
3135G03U5	5548	Fed Natl Mortgage Assoc		06/22/2022	2,000,000.00	1,870,011.62	1,923,525.59	0.625	3.364	1,035	538 04/22/2025
<b>Subtotal and Average</b>			<b>296,756,882.20</b>		<b>297,093,000.00</b>	<b>282,058,973.88</b>	<b>296,752,975.93</b>	<b>1.805</b>	<b>1.448</b>	<b>572</b>	
<b>Negotiable CD's - Interest Bearing</b>											
79772FAF3	5445	San Francisco FCU		03/27/2020	240,000.00	225,149.77	240,000.00	1.100	1.094	1,826	512 03/27/2025
<b>Subtotal and Average</b>			<b>240,000.00</b>		<b>240,000.00</b>	<b>225,149.77</b>	<b>240,000.00</b>	<b>1.094</b>	<b>1.826</b>	<b>512</b>	
<b>LAIF</b>											
SYS88-0237LAIF	88-0237LAIF	Local Agency Investment Fund			64,367,595.72	64,367,595.72	64,367,595.72	3.590	3.590	1	1
<b>Subtotal and Average</b>			<b>64,125,231.80</b>		<b>64,367,595.72</b>	<b>64,367,595.72</b>	<b>64,367,595.72</b>	<b>3.590</b>	<b>1</b>	<b>1</b>	
<b>Medium Term Notes</b>											
037833DX5	5505	Apple Inc		02/23/2021	2,000,000.00	1,840,696.68	1,995,954.29	0.550	0.664	1,639	658 08/20/2025
<b>Subtotal and Average</b>			<b>1,995,866.81</b>		<b>2,000,000.00</b>	<b>1,840,696.68</b>	<b>1,995,954.29</b>	<b>0.664</b>	<b>1,639</b>	<b>658</b>	
<b>Money Market Account</b>											
23380W523	4102	Daily Income US Gov MMF			45,094,558.54	45,094,558.54	45,094,558.54	4.430	4.430	1	1
<b>Subtotal and Average</b>			<b>45,761,736.64</b>		<b>45,094,558.54</b>	<b>45,094,558.54</b>	<b>45,094,558.54</b>	<b>4.430</b>	<b>1</b>	<b>1</b>	

Portfolio SCVW  
AC  
PM (PRF\_PM2) 7.3.0

Run Date: 11/07/2023 - 11:57

**Santa Clara Valley Water Dist.**  
**Portfolio Management**  
**Portfolio Details - Investments**  
**October 31, 2023**

Page 4

CUSIP	Investment #	Issuer	Average Balance	Purchase Date	Par Value	Market Value	Book Value	Stated Rate	YTM 365	Days to Term Maturity	Maturity Date
<b>TimeCD_Deposit Account</b>											
SYS5317	5317	Excite CU FKA Alliance CU		07/01/2023	0.00	0.00	0.00	2.240	2.240	1	1
SYS5311	5311	Bank of San Francisco			239,224.32	239,224.32	239,224.32	0.880	0.880	1	1
SYS5481	5481	Bank of San Francisco			0.00	0.00	0.00	0.449	0.449	1	1
SYS5540	5540	Bank of San Francisco			4,058,831.54	4,058,831.54	4,058,831.54	1.242	1.242	1	1
SYS5583	5583	Bank of San Francisco		10/26/2023	14,195,288.26	14,195,288.26	14,195,288.26	2.550	2.550	1	1
SYS5309	5309	Community Bank of the Bay			250,000.00	250,000.00	250,000.00	1.050	1.050	1	1
SYS5371	5371	Community Bank of the Bay			5,226,843.93	5,226,843.93	5,226,843.93	0.500	0.500	1	1
SYS4912	4912	Deposit Account			46,144,621.97	46,144,621.97	46,144,621.97	1.150	1.150	1	1
SYS5398	5398	Meriwest Credit Union			5,265,810.90	5,265,810.90	5,265,810.90	3.150	3.150	1	1
SYS5570	5570	Meriwest Credit Union			5,080,131.39	5,080,131.39	5,080,131.39	3.720	3.720	1	1
SYS5556	5556	Provident Credit Union			235,914.58	235,914.58	235,914.58	2.018	2.018	1	1
SYS5310	5310	Technology Credit Union			239,604.74	239,604.74	239,604.74	1.000	1.000	1	1
SYS5369	5369	Technology Credit Union			15,983,868.63	15,983,868.63	15,983,868.63	3.580	3.580	1	1
SYS5553	5553	Union Bank (NIB)		07/01/2023	770,528.49	770,528.49	770,528.49		0.000	1	1
<b>Subtotal and Average</b>			<b>89,055,059.85</b>		<b>97,690,668.75</b>	<b>97,690,668.75</b>	<b>97,690,668.75</b>	<b>1.953</b>		<b>1</b>	<b>1</b>
<b>Supranational</b>											
4581X0DL9	5517	Inter-American Dev't Bank		05/20/2021	2,000,000.00	1,876,761.82	2,007,593.63	0.875	0.604	1,414	519 04/03/2025
4581X0DK1	5503	INTERAMERI DEV		02/05/2021	3,000,000.00	2,855,085.06	3,055,120.00	1.750	0.396	1,498	499 03/14/2025
459058JL8	5518	INTL BK RECON & DEVELOP		05/24/2021	2,000,000.00	1,825,344.38	1,990,239.08	0.500	0.750	1,618	727 10/28/2025
45950VPT7	5509	INTL FINANCE CORP		03/15/2021	5,000,000.00	4,428,390.00	5,000,000.00	0.625	0.563	1,826	865 03/15/2026
<b>Subtotal and Average</b>			<b>12,054,538.68</b>		<b>12,000,000.00</b>	<b>10,985,581.26</b>	<b>12,052,952.71</b>	<b>0.558</b>		<b>1,640</b>	<b>692</b>
<b>Municipal Bonds</b>											
54438CYK2	5484	Los Angeles Community College		11/10/2020	1,000,000.00	922,900.00	1,000,000.00	0.773	0.773	1,725	639 08/01/2025
010878AS5	5541	County of Alameda		05/26/2022	500,000.00	483,270.00	512,820.66	4.000	3.000	1,528	1,004 08/01/2026
127109QA7	5402	Cabrillo Comnt		10/08/2019	1,230,000.00	1,198,118.40	1,230,000.00	2.034	2.034	1,759	274 08/01/2024
13067WSW3	5542	CA Department Water Resources		05/26/2022	440,000.00	388,432.00	411,273.06	1.051	3.350	1,650	1,126 12/01/2026
13067WRC8	5545	CA Department Water Resources		05/27/2022	500,000.00	456,140.00	478,301.03	0.790	3.000	1,284	761 12/01/2025
13034AL65	5487	CA Infrastructure & Econ Dev		12/17/2020	1,250,000.00	1,146,550.00	1,250,000.00	0.765	0.765	1,749	700 10/01/2025
345102PG6	5582	Foothill - De Anza Cmnty		10/27/2023	5,000,000.00	4,641,150.00	4,659,999.11	0.906	5.150	644	639 08/01/2025
357172B79	5515	Fremont Unified High Sch Dstt		05/26/2021	100,000.00	92,565.00	100,000.00	0.845	0.845	1,528	639 08/01/2025
357172B61	5516	Fremont Unified High Sch Dstt		05/26/2021	750,000.00	723,090.00	750,000.00	0.553	0.553	1,163	274 08/01/2024
368079KC2	5472	Gavilan Joint Community CLG-A1		10/15/2020	600,000.00	579,276.00	600,000.00	0.739	0.739	1,386	274 08/01/2024
376087FZ0	5415	Gilroy USD		10/31/2019	550,000.00	534,754.00	550,000.00	1.833	1.833	1,736	274 08/01/2024
530319SK9	5468	Liberty Union HSD		10/07/2020	800,000.00	771,296.00	800,000.00	0.650	0.643	1,394	274 08/01/2024

Portfolio SCVW  
AC  
PM (PRF\_PM2) 7.3.0

**Santa Clara Valley Water Dist.**  
**Portfolio Management**  
**Portfolio Details - Investments**  
**October 31, 2023**

CUSIP	Investment #	Issuer	Average Balance	Purchase Date	Par Value	Market Value	Book Value	Stated Rate	YTM 365	Days to Term Maturity	Maturity Date
<b>Municipal Bonds</b>											
530319SL7	5469	Liberty Union HSD		10/07/2020	825,000.00	761,219.25	825,000.00	0.760	0.760	1,759	639 08/01/2025
542411NJ8	5413	Long Beach Community College		10/23/2019	2,500,000.00	2,430,525.00	2,500,000.00	1.803	1.803	1,744	274 08/01/2024
677765GV5	5401	Ohlone Community College		09/26/2019	2,000,000.00	1,943,580.00	2,000,000.00	1.814	1.814	1,771	274 08/01/2024
677765GW3	5480	Ohlone Community College		10/22/2020	2,865,000.00	2,696,194.20	2,927,748.00	1.975	0.700	1,744	639 08/01/2025
801546QV7	5519	Cnty Santa Clara		07/28/2021	1,770,000.00	1,672,048.20	1,804,944.44	2.000	0.850	1,465	639 08/01/2025
79773KDC5	5512	SF City and County GO Bonds		03/30/2021	830,000.00	769,393.40	830,000.00	0.728	0.728	1,538	592 06/15/2025
798170AK2	5569	San Jose Redevelopment Ag		05/05/2023	3,000,000.00	2,786,820.00	2,915,602.88	3.226	4.049	1,549	1,369 08/01/2027
798189TM8	5566	San Jose Evergreen		03/15/2023	1,000,000.00	983,760.00	1,000,000.00	4.718	4.718	1,631	1,400 09/01/2027
798186N81	5493	San Jose Unified Sch District		01/20/2021	1,000,000.00	920,930.00	1,000,000.00	0.558	0.558	1,654	639 08/01/2025
798186N81	5546	San Jose Unified Sch District		05/31/2022	405,000.00	372,976.65	388,090.72	0.558	3.080	1,158	639 08/01/2025
802498UH6	5412	Santa Monica-Malibu USD		11/06/2019	500,000.00	486,260.00	500,000.00	1.719	1.719	1,730	274 08/01/2024
835569GR9	5416	Sonoma County CA Jnr Clg Dist		11/12/2019	1,000,000.00	974,280.00	1,000,000.00	2.061	2.061	1,724	274 08/01/2024
799408Z85	5475	SAN RAMON VALLEY UNIFIED		10/20/2020	1,700,000.00	1,570,664.00	1,700,000.00	0.740	0.740	1,746	639 08/01/2025
799408Z93	5543	SAN RAMON VALLEY UNIFIED		05/26/2022	390,000.00	348,504.00	366,526.15	1.034	3.400	1,528	1,004 08/01/2026
91412GQF5	5365	University of California		05/15/2019	500,000.00	492,525.00	500,766.30	2.900	2.595	1,827	196 05/15/2024
91412HGF4	5581	University of California		10/19/2023	3,160,000.00	2,744,902.40	2,782,155.14	1.316	5.241	1,304	1,291 05/15/2027
923040GU7	5409	Ventura Cnty Comm College Dist		10/31/2019	1,000,000.00	972,750.00	1,000,000.00	1.800	1.800	1,736	274 08/01/2024
923078CV9	5544	Ventura Cnty CA Public Fin		05/26/2022	990,000.00	911,819.70	954,163.76	1.323	3.250	1,255	731 11/01/2025
<b>Subtotal and Average</b>			<b>31,812,149.98</b>		<b>38,155,000.00</b>	<b>35,776,693.20</b>	<b>37,337,391.25</b>		<b>2.477</b>	<b>1,481</b>	<b>671</b>
<b>Total and Average</b>			<b>656,269,220.93</b>		<b>672,640,823.01</b>	<b>647,603,081.68</b>	<b>670,042,766.12</b>		<b>2.244</b>	<b>949</b>	<b>394</b>

Santa Clara Valley Water Dist.  
Portfolio Management  
Portfolio Details - Cash  
October 31, 2023

CUSIP	Investment #	Issuer	Average Balance	Purchase Date	Par Value	Market Value	Book Value	Stated Rate	YTM 365	Days to Term Maturity
Average Balance			0 00							0 0
Total Cash and Investments			656,269,220.93		672,640,823.01	647,603,081.68	670,042,766.12	2.244	949	394



**Santa Clara Valley Water Dist.**  
**Portfolio Management**  
**Activity By Type**  
**October 1, 2023 through October 31, 2023**

Page 1

CUSIP	Investment #	Issuer	Stated Rate	Transaction Date	Purchases or Deposits	Redemptions or Withdrawals	Balance
<b>Treasury Securities - Coupon</b>							
<b>Subtotal</b>							<b>114,510,668.93</b>
<b>Federal Agency Issues - Coupon</b>							
<b>Subtotal</b>							<b>296,752,975.93</b>
<b>Negotiable CD's - Interest Bearing</b>							
<b>Subtotal</b>							<b>240,000.00</b>
<b>LAIF (Monthly Summary)</b>							
SYS88-0237LAIF	88-0237LAIF	Local Agency Investment Fund	3.590		626,106.79	0.00	
<b>Subtotal</b>							<b>64,367,595.72</b>
<b>Medium Term Notes</b>							
<b>Subtotal</b>							<b>1,995,954.29</b>
<b>Money Market Account (Monthly Summary)</b>							
23380W523	4102	Daily Income US Gov MMF	4.430		22,474,040.66	27,636,200.27	
<b>Subtotal</b>							<b>45,094,558.54</b>
<b>TimeCD_Deposit Account (Monthly Summary)</b>							
SYS5311	5311	Bank of San Francisco	0.880		536.78	0.00	
SYS5481	5481	Bank of San Francisco	0.449		4,363.33	14,189,339.58	
SYS5583	5583	Bank of San Francisco	2.550		14,195,288.26	0.00	
SYS5309	5309	Community Bank of the Bay	1.050		164.44	164.44	
SYS5371	5371	Community Bank of the Bay	0.500		5,202.52	0.00	
SYS4912	4912	Deposit Account	1.150		49,187,142.00	38,260,000.00	
SYS5398	5398	Meriwest Credit Union	3.150		13,854.33	0.00	
SYS5570	5570	Meriwest Credit Union	3.720		15,723.24	0.00	
SYS5556	5556	Provident Credit Union	2.018		403.64	0.00	
SYS5369	5369	Technology Credit Union	3.580		47,683.25	0.00	
SYS5553	5553	Union Bank (NIB)			770,528.49	0.00	
<b>Subtotal</b>							<b>97,690,668.75</b>
<b>Supranational</b>							
<b>Subtotal</b>							<b>12,052,952.71</b>

Portfolio SCVW

AC

Run Date: 11/07/2023 - 11:57

Santa Clara Valley Water Dist.  
Portfolio Management  
Activity By Type  
October 1, 2023 through October 31, 2023

CUSIP	Investment #	Issuer	Stated Rate	Transaction Date	Purchases or Deposits	Redemptions or Withdrawals	Balance
Municipal Bonds							
345102PG6	5582	Foothill - De Anza Cmnty	0.906	10/27/2023	4,646,950.00	0.00	
91412HGF4	5581	University of California	1.316	10/19/2023	2,760,639.20	0.00	
Subtotal					7,407,589.20	0.00	37,337,391.25
Total					94,748,626.93	80,085,704.29	670,042,766.12



**Santa Clara Valley Water Dist.**  
**Transaction Activity Report**  
**October 1, 2023 - October 31, 2023**  
**Sorted by Transaction Date - Transaction Date**  
**All Funds**

SANTA CLARA VALLEY WATER  
 5750 Almaden Expressway  
 San Jose, San Jose, Ca 951  
 (408)265-2607

Investment #	Fund	CUSIP	Inv Descrip	TransactionType	TransactionDate	MaturityDate	RedemptionType	New Principal	Principal Paydowns	Interest	Total Cash
4102	82	23380W523	Money Market Fund	Purchase	10/02/2023			194,563.09			-194,563.09
4102	82	23380W523	Money Market Fund	Purchase	10/02/2023			13,396.00			-13,396.00
4102	82	23380W523	Money Market Fund	Purchase	10/02/2023			4,781.25			-4,781.25
5476	82	3134GWUY0	FHLMC 0.4% MAT	Interest	10/02/2023	12/30/2024				13,396.00	13,396.00
5487	82	13034AL65	CASDEV 0.765%	Interest	10/02/2023	10/01/2025				4,781.25	4,781.25
4102	82	23380W523	Money Market Fund	Interest	10/02/2023					194,563.09	194,563.09
<b>Totals for 10/02/2023</b>								<b>212,740.34</b>		<b>212,740.34</b>	<b>0.00</b>
4102	82	23380W523	Money Market Fund	Purchase	10/03/2023			8,750.00			-8,750.00
5517	82	4581X0DL9	IABD 0.875% MAT	Interest	10/03/2023	04/03/2025				8,750.00	8,750.00
<b>Totals for 10/03/2023</b>								<b>8,750.00</b>		<b>8,750.00</b>	<b>0.00</b>
4102	82	23380W523	Money Market Fund	Redemption	10/05/2023				20,200,000.00		20,200,000.00
<b>Totals for 10/05/2023</b>									<b>20,200,000.00</b>		<b>20,200,000.00</b>
4102	82	23380W523	Money Market Fund	Purchase	10/11/2023			21,610,000.00			-21,610,000.00
<b>Totals for 10/11/2023</b>								<b>21,610,000.00</b>			<b>-21,610,000.00</b>
88-0237LAIF	82	SYS88-0237LAIF	LAIF 4.958%	Purchase	10/13/2023			626,106.79			-626,106.79
88-0237LAIF	82	SYS88-0237LAIF	LAIF 4.958%	Interest	10/13/2023					626,106.79	626,106.79
<b>Totals for 10/13/2023</b>								<b>626,106.79</b>		<b>626,106.79</b>	<b>0.00</b>
4102	82	23380W523	Money Market Fund	Purchase	10/16/2023			131,250.00			-131,250.00
4102	82	23380W523	Money Market Fund	Purchase	10/16/2023			9,375.00			-9,375.00
5532	82	91282CBV2	UNITED STATES	Interest	10/16/2023	04/15/2024				9,375.00	9,375.00
5547	82	91282CEH0	UNITED STATES	Interest	10/16/2023	04/15/2025				65,625.00	65,625.00
5549	82	91282CEH0	UNITED STATES	Interest	10/16/2023	04/15/2025				65,625.00	65,625.00
<b>Totals for 10/16/2023</b>								<b>140,625.00</b>		<b>140,625.00</b>	<b>0.00</b>
5581	82	91412HGF4	UNIVERSITY CALIF	Purchase	10/19/2023	05/15/2027		2,778,428.60			-2,778,428.60
4102	82	23380W523	Money Market Fund	Redemption	10/19/2023				2,760,639.20		2,760,639.20
4102	82	23380W523	Money Market Fund	Redemption	10/19/2023				17,789.40		17,789.40
<b>Totals for 10/19/2023</b>								<b>2,778,428.60</b>	<b>2,778,428.60</b>		<b>0.00</b>
4102	82	23380W523	Money Market Fund	Purchase	10/23/2023			37,500.00			-37,500.00
4102	82	23380W523	Money Market Fund	Purchase	10/23/2023			81,250.00			-81,250.00
5506	82	3135G03U5	FEDERAL NATL MTG	Interest	10/23/2023	04/22/2025				15,625.00	15,625.00
5511	82	3135G03U5	FEDERAL NATL MTG	Interest	10/23/2023	04/22/2025				15,625.00	15,625.00

Portfolio SCVW

AC

**Santa Clara Valley Water Dist.**  
**Transaction Activity Report**  
**Sorted by Transaction Date - Transaction Date**

Investment #	Fund	CUSIP	Inv Descrip	TransactionType	TransactionDate	MaturityDate	RedemptionType	New Principal	Principal Paydowns	Interest	Total Cash
5537	82	3130ARKL4	FEDERAL HOME	Interest	10/23/2023	04/21/2027				81,250.00	81,250.00
5548	82	3135G03U5	FEDERAL NATL MTG	Interest	10/23/2023	04/22/2025				6,250.00	6,250.00
<b>Totals for 10/23/2023</b>								<b>118,750.00</b>		<b>118,750.00</b>	<b>0 00</b>
4102	82	23380W523	Money Market Fund	Purchase	10/24/2023			53,125.00			-53,125.00
5520	82	3135G0K36	FEDERAL NATL MTG	Interest	10/24/2023	04/24/2026				53,125.00	53,125.00
<b>Totals for 10/24/2023</b>								<b>53,125.00</b>		<b>53,125.00</b>	<b>0 00</b>
4102	82	23380W523	Money Market Fund	Purchase	10/25/2023			121,250.00			-121,250.00
4102	82	23380W523	Money Market Fund	Purchase	10/25/2023			7,083.33			-7,083.33
5507	82	3130ALKL7	FEDERAL HOME	Interest	10/25/2023	03/25/2026				3,541.66	3,541.66
5508	82	3130ALKL7	FEDERAL HOME	Interest	10/25/2023	03/25/2026				3,541.67	3,541.67
5567	82	3130AVLU4	FEDERAL HOME	Interest	10/25/2023	04/25/2028				121,250.00	121,250.00
<b>Totals for 10/25/2023</b>								<b>128,333.33</b>		<b>128,333.33</b>	<b>0 00</b>
5582	82	345102PG6	FUHSD 0.906% MAT	Purchase	10/27/2023	08/01/2025		4,657,771.67			-4,657,771.67
4102	82	23380W523	Money Market Fund	Purchase	10/27/2023			216.99			-216.99
4102	82	23380W523	Money Market Fund	Redemption	10/27/2023				10,821.67		10,821.67
4102	82	23380W523	Money Market Fund	Redemption	10/27/2023				4,646,950.00		4,646,950.00
5445	82	79772FAF3	SF FCU 1.1% MAT	Interest	10/27/2023	03/27/2025				216.99	216.99
<b>Totals for 10/27/2023</b>								<b>4,657,988.66</b>	<b>4,657,771.67</b>	<b>216.99</b>	<b>0 00</b>
4102	82	23380W523	Money Market Fund	Purchase	10/30/2023			5,000.00			-5,000.00
4102	82	23380W523	Money Market Fund	Purchase	10/30/2023			84,375.00			-84,375.00
4102	82	23380W523	Money Market Fund	Purchase	10/30/2023			10,250.00			-10,250.00
4102	82	23380W523	Money Market Fund	Purchase	10/30/2023			11,250.00			-11,250.00
4102	82	23380W523	Money Market Fund	Purchase	10/30/2023			62,500.00			-62,500.00
5477	82	3134GW3W4	FHLMC 0.41% MAT	Interest	10/30/2023	10/28/2024				10,250.00	10,250.00
5478	82	3134GW5Q5	FEDERAL HOME LN	Interest	10/30/2023	01/29/2025				11,250.00	11,250.00
5513	82	3130AM2K7	FEDERAL HOME	Interest	10/30/2023	04/28/2026				62,500.00	62,500.00
5518	82	459058JL8	IBRD 0.5% MAT	Interest	10/30/2023	10/28/2025				5,000.00	5,000.00
5539	82	3130ARQB0	FEDERAL HOME	Interest	10/30/2023	04/28/2025				84,375.00	84,375.00
<b>Totals for 10/30/2023</b>								<b>173,375.00</b>		<b>173,375.00</b>	<b>0 00</b>
4102	82	23380W523	Money Market Fund	Purchase	10/31/2023			18,750.00			-18,750.00
4102	82	23380W523	Money Market Fund	Purchase	10/31/2023			9,375.00			-9,375.00
5523	82	912828ZL7	UNITED STATES	Interest	10/31/2023	04/30/2025				9,375.00	9,375.00
5529	82	91282CBW0	UNITED STATES	Interest	10/31/2023	04/30/2026				18,750.00	18,750.00
<b>Totals for 10/31/2023</b>								<b>28,125.00</b>		<b>28,125.00</b>	<b>0 00</b>
<b>Grand Total</b>								<b>30,536,347.72</b>	<b>27,636,200.27</b>	<b>1,490,147.45</b>	<b>-1,410,000.00</b>



**Santa Clara Valley Water Dist.**  
**Purchases Report**  
**Sorted by Fund - Fund**  
**October 1, 2023 - October 31, 2023**

**SANTA CLARA VALLEY WATER**  
 5750 Almaden Expressway  
 San Jose, San Jose, Ca 951  
 (408)265-2607

CUSIP	Investment #	Fund	Sec. Type	Issuer	Original Par Value	Purchase Date	Payment Periods	Principal Purchased	Accrued Interest at Purchase	Rate at Purchase	Maturity Date	YTM	Ending Book Value
<b>Treasury Management Fund</b>													
91412HGF4	5581	82	MUN	UC	3,160,000.00	10/19/2023	11/15 - 05/15	2,760,639.20	17,789.40	1.316	05/15/2027	5.241	2,782,155.14
SYS5583	5583	82	PA3	BANKSF	14,189,339.58	10/26/2023	10/31 - Monthly	14,189,339.58		2.580		2.580	14,195,288.26
345102PG6	5582	82	MUN	FOOTHI	5,000,000.00	10/27/2023	02/01 - 08/01	4,646,950.00	10,821.67	0.906	08/01/2025	5.150	4,659,999.11
<b>Subtotal</b>					<b>22,349,339.58</b>			<b>21,596,928.78</b>	<b>28,611.07</b>				<b>21,637,442.51</b>
<b>Total Purchases</b>					<b>22,349,339.58</b>			<b>21,596,928.78</b>	<b>28,611.07</b>				<b>21,637,442.51</b>



# **INCOMING BOARD CORRESPONDENCE**

Board Correspondence (open)

Correspond No	Rec'd By District	Rec'd By COB	Letter To	Letter From	Description	Disposition	BAO/ Chief	Staff	Draft Response Due Date	Draft Response Submitted	Writer Ack. Sent	Final Response Due Date
C-23-0045	02/23/23	02/24/23	All	MELISSA MALLORY	EMail from Melissa Mallory regarding unhouse along Los Gatos Creek Trail.	Refer to Staff	Blank	Codianne Yerrapotu	03/04/23	03/03/23	n/a	03/10/23
C-23-0076	03/31/23	04/03/23	All	H.K. WILLARD	Email from H.K. Willard to the Board dated 3/31/23 regarding misleading information in March Water News.	Refer to Staff	Gibson	Rocha	04/11/23	04/07/23	n/a	04/17/23
C-23-0101	05/12/23	05/12/23	All	STEVE KELLY	Email from Steve Kelly, to the Board, dated 5/12/23, regarding concern for unhoused that may cause threats to residents living near the creeks in Santa Clara.	Refer to Staff	Blank Yerrapotu	Codianne	05/20/23	05/22/23	n/a	05/26/23
C-23-0211	08/24/23	08/24/23	Varela	LUIS RAMIREZ	Email from Luis Ramirez to Chair Varela, dated 8/24/23, regarding homeless in Gilroy on Valley Water property.	Refer to Staff	Hakes	Codianne	09/01/23	08/30/23	n/a	09/07/23

Correspond No	Rec'd By District	Rec'd By COB	Letter To	Letter From	Description	Disposition	BAO/ Chief	Staff	Draft Response Due Date	Draft Response Submitted	Writer Ack. Sent	Final Response Due Date
C-23-0212	08/24/23	08/24/23	Santos	ERIC HA	Email from Eric Ha to Director Santos, dated 8/24/23, regarding unhoused individual setting fire behind property.	Refer to Staff	Hakes	Codianne	09/01/23	08/30/23	n/a	09/07/23
C-23-0235	09/21/23	09/22/23	All	JESSICA CALDERON	Email from Jessica Calderon to the Board, dated 9/21/22 regarding the unhoused at Church st./Howson Creek Monterey Road/Howson Creek, Gilroy.	Refer to Staff	Hakes	Codianne	09/30/23	09/25/23	n/a	10/06/23
C-23-0239	09/24/23	09/25/23	Beall	KATHLEEN O'CONNELL	Email from Kathleen O'Connell to the Director Beall, dated 9/24/23, regarding Water Resource Protection Zone at the upcoming Cherry Avenue EIH project.	Refer to Staff	Hakes	Codianne	10/03/23	09/27/23	n/a	10/09/23
C-23-0261	10/20/23	10/23/23	All	MICHAEL TRIULZI	Email from Michael	Refer to Staff	Yoke	Ndah	10/31/23	-	n/a	11/06/23

Correspond No	Rec'd By District	Rec'd By COB	Letter To	Letter From	Description	Disposition	BAO/ Chief	Staff	Draft Response Due Date	Draft Response Submitted	Writer Ack. Sent	Final Response Due Date
					Triulzi on behalf of Sanjay Garla, First Vice President, SEIU-USWW, to the board, dated 10/20/23, expressing concern about the impact the pending bid decision for a new janitorial service may have on SCVWD and the janitorial workers who service District facilities.							
C-23-0266	10/31/23	10/31/23	All	JOHN GUISLIN	Email from John Guislin to the board, dated 10/31/23, expressing concern for Creek Flooding mitigation along San Francisquito Creek.	Refer to Staff	Hakes	Yerrapotu	11/08/23	11/06/23	n/a	11/14/23
C-23-0267	11/03/23	11/03/23	Varela	ROCHELLE BEERLI	Email from Rochelle Beerli to Chair Varela, dated	Refer to Staff	Richardson	Mccarter	11/11/23	-	n/a	11/17/23

Correspond No	Rec'd By District	Rec'd By COB	Letter To	Letter From	Description	Disposition	BAO/ Chief	Staff	Draft Response Due Date	Draft Response Submitted	Writer Ack. Sent	Final Response Due Date
					11/03/23, conveying questions about Pacheco Dam.							
C-23-0270	11/07/23	11/08/23	Hsueh	JIM STALLMAN	Email from Jim Stallman to Director Hsueh, dated 11/7/23, regarding Site Reservoir project.	Refer to Staff	Baker	Gin	11/16/23	11/16/23	n/a	11/22/23
C-23-0277	11/13/23	11/13/23	Varela	SHARON LUNA	Email from Sharon Luna to Chair Varela, dated 11/13/23, regarding debris in Llagas Creek.	Refer to Staff	Hakes	Codianne	11/21/23	-	n/a	11/27/23
C-23-0278	11/14/23	11/15/23	Beall Estremera	ALETTE LUNDEBERG	Email from Alette Lundeborg to Directors Estremera and Beall, dated 11/14/23, regarding access to the locked park on Williams Street across from the William Street Park.	Refer to Staff	Yoke	Ndah	11/23/23	-	n/a	11/29/23



## Michele King

---

**From:** Rae Knapp <rae@keepcoyotecreekbeautiful.org>  
**Sent:** Monday, November 13, 2023 2:32 PM  
**To:** Richard Santos; Board of Directors; Linh Hoang; Meghan Azralon  
**Cc:** Aja Yee; Deb Kramer  
**Subject:** Re: KCCB December BioBlitz  
**Attachments:** 231210-BioBlitz-Flyer-2.jpg; 231210-BioBlitz-IG Post-2.jpg

**Follow Up Flag:** Follow up  
**Flag Status:** Flagged

\*\*\* This email originated from outside of Valley Water. Do not click links or open attachments unless you recognize the sender and know the content is safe. \*\*\*

Hello!

The location for this event has actually changed, and will now be at the **Coyote Creek Visitor Center**, not Olinder Dog Park. Here is the updated information and flyers for this event, which is on December 10th. Thank you, hope to see you there!

**Rae Knapp**  
Event Assistant  
Keep Coyote Creek Beautiful  
408-931-1892  
[www.keepcoyotecreekbeautiful.org](http://www.keepcoyotecreekbeautiful.org)

\*\*\*\*\*

### **Coyote Creek Visitor Center BioBlitz**

Location: Coyote Creek Visitor Center at Anderson Lake, 19245 Malaguerra Ave Morgan Hill, CA 95037  
Sun, Dec 10th  
9:00AM-11:30AM

A BioBlitz is an event that focuses on finding and identifying as many species as possible in a specific area over a short period of time. At a BioBlitz, scientists, families, students, teachers, and other community members work together to get an overall count of the plants, animals, fungi, and other organisms that live in a place.

Join Keep Coyote Creek Beautiful and BioBlitz Club in cataloging and documenting all of the wildlife that reside there. Docents will guide you and teach you to use the iNaturalist app on your smartphone. Flowers, trees, butterflies, dragonflies, beetles, birds, and squirrels. We love them all - now let's go find them!

Community service hours available

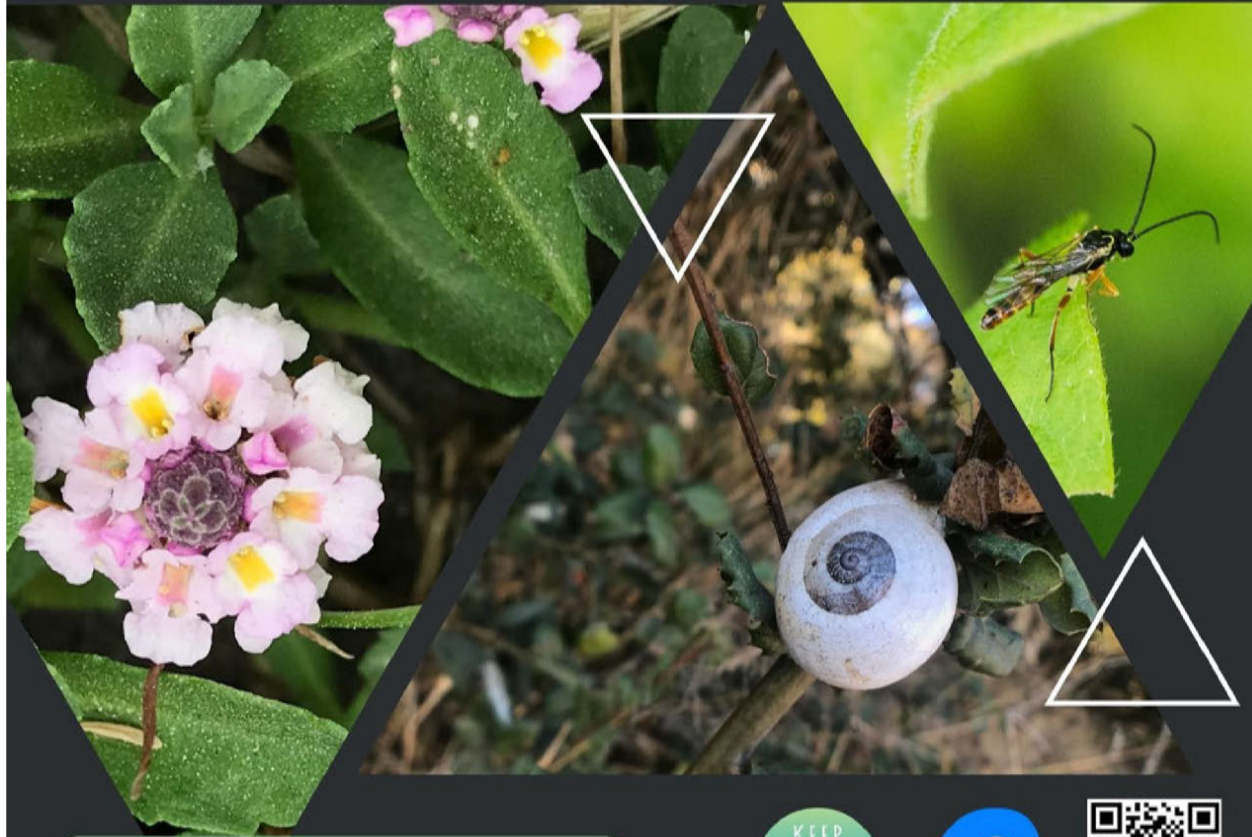
*Hosted by Keep Coyote Creek Beautiful and Bioblitz Club*

RSVP: <https://231210-bioblitz.eventbrite.com/?aff=vw>

# COYOTE CREEK VISITORS CENTER BIOBLITZ


December 10, 2023 | 9AM - 1130AM

**Join experts to explore nature  
& document what lives in this park!**



**BECOME A COMMUNITY SCIENTIST**

25



[www.KeepCoyoteCreekBeautiful.org](http://www.KeepCoyoteCreekBeautiful.org)





# **COYOTE CREEK VISITORS CENTER BIOBLITZ**

**DEC 10: 9-1130AM**



## Michele King

---

**From:** norma campbell [REDACTED]  
**Sent:** Friday, November 10, 2023 11:13 AM  
**To:** Board of Directors  
**Subject:** PACHECO DAM VS ANDERSON DAM

**Follow Up Flag:** Follow up  
**Flag Status:** Flagged

\*\*\* This email originated from outside of Valley Water. Do not click links or open attachments unless you recognize the sender and know the content is safe. \*\*\*

JUST FIX ANDERSON DAM BEFORE YOU TRY TO LAUNCH A NEW DAM

Norma Campbell  
[REDACTED]

Nature uses as little as possible of anything. Man on the other hand uses as much as he can. Fully knowing he will have excess which he will waste.

Humans are the most territorial and destructive species on Earth.

## Michele King

---

**From:** Ron Cachopo [REDACTED]  
**Sent:** Tuesday, November 14, 2023 5:34 PM  
**To:** Jennifer Codianne  
**Cc:** Cecilia Rocha; Board of Directors; Diana Martin  
**Subject:** Re: Broken fence along Saratoga Creek - [REDACTED] - Santa Clara

**Follow Up Flag:** Follow up  
**Flag Status:** Flagged

\*\*\* This email originated from outside of Valley Water. Do not click links or open attachments unless you recognize the sender and know the content is safe. \*\*\*

Hi Jen,

Arriving home from work Today noticed a young lady walking out from the hole in the fence where the new gate was installed.

Also, there is debris inside the fence.

Not sure if someone has taken up residence there or just visiting.

I will monitor and keep you posted.

Thanks, Ron P. Cachopo

[REDACTED]  
[REDACTED]  
Santa Clara, CA 95051

On Friday, November 10, 2023 at 07:49:08 PM PST, Ron Cachopo [REDACTED] wrote:

Hi Jen,

FYI: Noticed another small hole in a piece on the fence close to the El Camino. (Looks like it is the same type of hole that starts in the lower left hand side of the fence at ground level.)

Thanks, Ron P. Cachopo

[REDACTED]  
[REDACTED]

On Thursday, October 12, 2023 at 06:23:57 PM PDT, Ron Cachopo [REDACTED] wrote:

Hi Jen,

Was someone going to come out and look at the Large Size hole in the fence next to where the new gate was installed?

Thanks, Ron P. Cachopo



[REDACTED]  
[REDACTED]  
On Saturday, September 16, 2023 at 05:19:56 PM PDT, Ron Cachopo [REDACTED] wrote:

Hi Jen,

FYI: Noticed and additional Large Size hole in the fence next to where the new gate was installed. (The hole is several feet long and wide. Also, there are many different items inside of the fence.)

Thanks, Ron P. Cachopo  
[REDACTED]

On Saturday, September 2, 2023 at 12:57:58 PM PDT, Ron Cachopo [REDACTED] wrote:

Hi Jen,

Returning home from shopping on Saturday noticed a open piece of fence across from the Moonlight shopping center parking lot close to the El Camino. (It is a good size opening.)

Also, There is a ladder up against the fence near the newly replaced Gate with a large plastic pallet on the inside of the fence for people to climb down.

Lastly, Looks like there are shopping carts butted up against various parts of the fence to facilitate climbing the fence easier.

Can you please have someone take a look and button it up the fence?

Thanks, Ron P. Cachopo  
[REDACTED]  
[REDACTED]

On Sunday, July 30, 2023 at 06:09:35 PM PDT, Ron Cachopo [REDACTED] wrote:

Hi Jen,

Noticed arriving home from shopping late Sunday afternoon a large opening in the Saratoga Creek Fence.

The opening is located to the left hand side of our main entrance complex gate. (PS: There is an abandoned Shopping Cart near the opening.)

Can you have someone take a look and button it up?

Thanks, Ron P. Cachopo  
[REDACTED]  
[REDACTED]

[REDACTED]

On Tuesday, June 20, 2023 at 05:30:40 PM PDT, Ron Cachopo [REDACTED] wrote:

Hi Jen,

Leaving for work this morning and noticed the Fence Gate entering into the Saratoga Creek was ripped open on the bottom allowing easy access to the Saratoga Creek. (The Damaged Gate is located across from our Automatic Gate closest to the Moon Lite Shopping Center.

Is it possible to have someone take a look and make the repair?

Thanks, Ron P. Cachopo

[REDACTED]

[REDACTED]

On Saturday, April 1, 2023 at 12:57:15 PM PDT, Ron Cachopo [REDACTED] wrote:

Hi Jen,

I E-mailed you back on March 11, 2023 regarding open piece of fence along the Saratoga Creek on [REDACTED], Santa Clara.

My brother noticed returning home from shopping on Saturday April 1, 2023 a piece of open fence along the Saratoga Creek across the Moonlite Shopping Center side gate entrance on our [REDACTED]

Our Manager for the [REDACTED] is Diana Martin at Common Interest. (I have cc'd here on this E-mail).

Is it possible to have someone button up the fence?

Thanks, Ron P. Cachopo

[REDACTED]

[REDACTED]

On Saturday, March 11, 2023 at 12:35:54 PM PST, Ron Cachopo [REDACTED] wrote:

Hi Jen,

I E-mailed you back on October 29, 2022 regarding open piece of fence along the Saratoga Creek on 1400 Bowe Ave, Santa Clara.

My brother noticed returning home from shopping on Saturday March 11, 2023 a piece of open fence along the Saratoga Creek across the Moonlite Shopping Center side gate entrance on our [REDACTED]  
[REDACTED]

Our Manager for the [REDACTED] is Diana Martin at Common Interest. (I have cc'd here on this E-mail).

Is it possible to have someone button up the fence?

Thanks, Ron P. Cachopo

[REDACTED]  
[REDACTED]  
[REDACTED]

On Monday, October 31, 2022 at 01:18:55 PM PDT, Jennifer Codianne <jcodianne@valleywater.org> wrote:

Hi Ron,

Staff will investigate and I will get back to you as soon as I know more.

Thanks,

Jen

---

**From:** Ron Cachopo [REDACTED]  
**Sent:** Saturday, October 29, 2022 12:44 PM  
**To:** Jennifer Codianne <JCodianne@valleywater.org>  
**Cc:** Cecilia Rocha <CRocha@valleywater.org>; Board of Directors <board@valleywater.org>; Diana Martin



<dmartin@commoninterest.com>

Subject: Broken fence along Saratoga Creek - [REDACTED]

\*\*\* This email originated from outside of Valley Water. Do not click links or open attachments unless you recognize the sender and know the content is safe. \*\*\*

Hi Jen,

I E-mailed you back on July 28, 2021 regarding Homeless People entering the fence along the Saratoga Creek on [REDACTED]

My brother noticed returning home from work on Thursday 10-27-22 people entering a piece of broken fence along the Saratoga Creek by the telephone pole across the main entrance on our [REDACTED]

Our Manager for the [REDACTED] is Diana Martin at Common Interest. (I have cc'd here on this E-mail).

Is it possible to have someone button up the fence?

Thanks, Ron P. Cachopo

[REDACTED]

[REDACTED]

[REDACTED]

[REDACTED]

[REDACTED]

## Michele King

---

**From:** Rea Freedom [REDACTED]  
**Sent:** Sunday, November 12, 2023 3:55 PM  
**To:** Board of Directors  
**Subject:** Pacheco Dam Project

**Follow Up Flag:** Follow up  
**Flag Status:** Flagged

\*\*\* This email originated from outside of Valley Water. Do not click links or open attachments unless you recognize the sender and know the content is safe. \*\*\*

Dear Board of Directors,

The Pacheco Dam is not necessary, too expensive and not environmentally sound. It is a failed idea. You should move on to other projects.

I strongly oppose the Pacheco Dam Project - you should, too.

Rea Freedom  
[REDACTED]

**Michele King**

---

**Subject:** FW: Anderson Dam project draft EIR

---

**From:** [REDACTED]

**Sent:** Friday, November 10, 2023 7:58 AM

**To:** [John Varela](#)

**Subject:** Anderson Dam project draft EIR

**\*\*\* This email originated from outside of Valley Water. Do not click links or open attachments unless you recognize the sender and know the content is safe. \*\*\***

Hello,

I read with interest your article about Anderson Dam

and then found the web page for the project's documents.

I see the Draft Environmental Impact Report public .ppt presentation, but where is the actual EIR itself? ... is it not available yet?

I also noticed a broken link that need a document re-attached on this page:

<https://www.valleywater.org/project-updates/c1-anderson-dam-seismic-retrofit>

Valley Water Draft Relocation Plan ... when clicked says Access Denied

<https://www.valleywater.org/system/files/Valley%20Water%20Draft%20Relocation%20Plan%20Hoot%20Owl%209.21.2022.pdf>

Please let me know about the draft EIR, thanks.

Gianna Walker

## Michele King

---

**From:** brigitte rince [REDACTED]  
**Sent:** Monday, November 13, 2023 12:49 PM  
**To:** Board of Directors  
**Subject:** Abate Homeless, who are breaking laws

**Follow Up Flag:** Follow up  
**Flag Status:** Flagged

\*\*\* This email originated from outside of Valley Water. Do not click links or open attachments unless you recognize the sender and know the content is safe. \*\*\*

Dear board, we were provided with information from you that stated that if camps along the river and pond on your property had occupants that were breaking laws that they would be abated.

You recently provided statistics San José Police Department's Stream Stewardship Law Enforcement (SSLE) program to perform criminal enforcement patrols along waterways within the City of San José. On October 6<sup>th</sup> and 20<sup>th</sup>, 2023, SJPD performed SSLE patrols along the reach of the Guadalupe River between Blossom Hill Road and Branham Lane. During these patrols, SJPD issued 14 citations and made 15 arrests associated with 28 warrants - yet they were not abated.

What happened to that promise?

We rely on you to provide us with clean water, and we understand that this is a whole new situation that you are now having to deal with having the homeless on your property, however the safety of the homes surrounding your property should be first and foremost in your minds to protect. Therefore, you need to ensure that any camps with people in them that are not safe are removed. In addition to a baiting those homeless that are criminals on the property you also need to ensure that it is not as easy as it is now for them to just take over. They are on the peninsula growing in numbers every day as well as on the levee, and in the river, we cannot afford to keep expanding their numbers. We understand that once the EIH is up we will be in a better situation. However, if you have too many people out there, you will not be able to offer them a place to go. Many other camps are being dismantled and moving here. Therefore the numbers are going to increase unless you do something to prevent it make your property less likely to be encroached upon and trespassed on. My house might as well be a tent. I feel like I'm living among them with them so close to me and surrounding me, my house could never be sold with the view that it has, and the noise that occurs on a regular basis please do some thing I cannot implore you enough.

Disappointed

Brigitte

## Michele King

---

**From:** Sharon Luna [REDACTED]  
**Sent:** Monday, November 13, 2023 1:58 PM  
**To:** John Varela  
**Cc:** Connie Ludewig; victoria.lam01@bos.sccgov.org; district1@bos.sccgov.org; Board of Directors  
**Subject:** Fw: Concerns with debri in the Llagas Creek on Llagas Drive.  
**Attachments:** Internet\_20231113\_130655\_4.jpeg; Internet\_20231113\_130655\_3.jpeg; Internet\_20231113\_130655\_2.jpeg

\*\*\* This email originated from outside of Valley Water. Do not click links or open attachments unless you recognize the sender and know the content is safe. \*\*\*



**San Martin  
Neighborhood  
Association**

**Subject:** Concerns with debri in the Llagas Creek on Llagas Drive.

Good afternoon Mr. Varela,

I hope that you are doing well . The reason for my email is to address a concern with the debris in Llagas Creek on Llagas Drive. A resident made a post on Nextdoor and the San Martin Neighborhood Association has been hearing the same concerns regarding the creek. The experience that I have when doing the SMNA trash bashes around the creek is that people are using it as a dumping ground. I know that Valley Water has been very concerned about the creeks and we even had a rate increase based on the need to clean up creeks, so I am surprised that cleanup efforts are not being done. Below is what the resident wrote on Nextdoor:

Why isn't Valley Water taking care of the creek debris to prevent flooding? Funny how Valley Water can post this sign but do nothing to fix the problem. The sign is right in front of the creek that I took these photos of. It's filled with so much debris that when it rains hard, the water will not be able to flow freely and will back up and cause flooding on Llagas as seen in the past. Just wondering if others are concerned about potential flooding?

There were numerous negative comments regarding this topic. I posted how residents could get in touch with you and others to work through the concern. Posting on Nextdoor does not solve the problem.

I hope that you can address this concern by getting a crew out to this location to clean the creek up. If there is a concern of why can not be done please let me know.

Thank you for all you do and I look forward to your response.

Sincerely,  
Sharon Luna  
SMNA Board Director











## Michele King

---

**From:** Alette Lundeberg [REDACTED]  
**Sent:** Tuesday, November 14, 2023 1:34 PM  
**To:** Board of Directors  
**Cc:** Georgie Huff; [REDACTED]; Holly Hill  
**Subject:** Access to Park on Williams Street owned by the Water District

**Follow Up Flag:** Follow up  
**Flag Status:** Flagged

\*\*\* This email originated from outside of Valley Water. Do not click links or open attachments unless you recognize the sender and know the content is safe. \*\*\*

Hello- my name is Alette Lundeberg and this email is intended for Tony Estremera and Jim Beall along with District staff .

On Williams Street, four houses down from 16th Street, is a jewel of a park owned by the District. This LOCKED part sits across from the well known Williams Street Park.

Today, 11/14, several friends and I were able to access the park as District staff were there and the gate was unlocked. The park contains a mini amphitheater, walking paths, benches , sculptures and even electricity!! When speaking to District staff they did not know why the park was locked year round. We agreed that certainly, if we were experiencing significant rain with flood risk, the park should be locked. However, no one could tell us why it is locked year round.

Therefore, my request is for the District to UNLOCK the park so neighbors and visitors can access it. Certainly with the above-referenced amenities, that is what the District must have intended. This may sound like a cliché, but Public Funds were used for this park and the public deserves access to it. I would appreciate a response to this request in a timely fashion.

Sincerely,  
Alette Lundeberg

[REDACTED]

Sent from my iPhone

# **OUTGOING BOARD CORRESPONDENCE**

**Michele King**

---

**Subject:** FW: closing of Rosendin Park

---

**From:** Michele King <MKing@valleywater.org> **On Behalf Of** Board of Directors

**Sent:** Thursday, November 09, 2023 11:21 AM

**To:** Nadine Kelley [REDACTED]; Board of Directors <board@valleywater.org>

**Cc:** John Varela <jvarela@valleywater.org>

**Subject:** RE: closing of Rosendin Park

**Sent on Behalf of Chair Varela:**

Dear Nadine Kelley,

Thank you for the message regarding your concerns related to the construction work at Anderson Dam and its impact on Rosendin Park. As background, partial closure of that park has been in effect since October 2020 for public safety reasons given the active construction in the area. Despite the current partial closure, it hasn't kept unauthorized members of the public from entering the active construction site through Rosendin Park.

The Anderson Dam Seismic Retrofit Project (ADSRP) Draft Environmental Impact Report (DEIR) discusses the complete closure of Rosendin Park and the importance of doing so for public safety. Due to the proposed excavations of the adjacent Basalt Hill that will likely include blasting, Santa Clara Valley Water District (Valley Water) has analyzed the impacts of the entire park closure throughout the construction period as a possible worst-case scenario to maximize public safety. Valley Water plans on exploring the options of partial closure of the park and limiting the duration of partial closures. These details would be refined in coordination with Santa Clara County Parks in the Final Environmental Impact Report.

Thank you,



John L. Varela,  
Chair, Board of Directors

C-23-0265

**MICHELE L. KING, CMC**

CLERK OF THE BOARD

Office of the Clerk of the Board

Santa Clara Valley Water District

Tel. (408) 630-2711 / Cell. (408) 593-5803



Clean Water • Healthy Environment • Flood Protection  
5750 Almaden Expressway, San Jose CA 95118  
[www.valleywater.org](http://www.valleywater.org)

---

**From:** Nadine Kelley [REDACTED] >  
**Sent:** Monday, October 30, 2023 12:15 PM  
**To:** Board of Directors <[board@valleywater.org](mailto:board@valleywater.org)>  
**Cc:** John Varela <[jvarela@valleywater.org](mailto:jvarela@valleywater.org)>  
**Subject:** closing of Rosendin Park

\*\*\* This email originated from outside of Valley Water. Do not click links or open attachments unless you recognize the sender and know the content is safe. \*\*\*

### Closing Rosendin Park

I just found out about this on Nextdoor and I am heartbroken. We are begging you!! Do not close Rosendin Park.

Leave the barricades where they are now. We have walked these trails for 25 years with our grandson and neighbors and have lived in Jackson Oaks for 48 years. Every time our grandson visits, that is where he wants to go. I also have a group of ladies I walk with on Tuesday morning that come up from the town area and feel so grateful to have this place of respite.

It is beautiful, peaceful, close to home, and full of memories. We may not live long enough to see it reopened. We think

it would be an unnecessary hardship for many in the community to have these trails closed! They promote our good mental health. We need this respite. Please do not close Rosendin Park. Jim and Nadine Kelley

**Michele King**

---

**Subject:** FW: Comment on Closing of Rosendin Park - Anderson Dam Project

---

**From:** Michele King <MKing@valleywater.org> **On Behalf Of** Board of Directors

**Sent:** Thursday, November 09, 2023 11:20 AM

**To:** Dennis J. O'Malley [REDACTED]; ADSRPcomments <ADSRPcomments@valleywater.org>

**Cc:** John Varela <jvarela@valleywater.org>; Board of Directors <board@valleywater.org>; mark.turner@morganhill.ca.gov; citycouncil@morganhill.ca.gov

**Subject:** RE: Comment on Closing of Rosendin Park - Anderson Dam Project

**Sent on Behalf of Chair Varela:**

Dear Dennis O'Malley,

Thank you for the message regarding your concerns related to the construction work at Anderson Dam and its impact on Rosendin Park. As background, partial closure of that park has been in effect since October 2020 for public safety reasons given the active construction in the area. Despite the current partial closure, it hasn't kept unauthorized members of the public from entering the active construction site through Rosendin Park.

The Anderson Dam Seismic Retrofit Project (ADSRP) Draft Environmental Impact Report (DEIR) discusses the complete closure of Rosendin Park and the importance of doing so for public safety. Due to the proposed excavations of the adjacent Basalt Hill that will likely include blasting, Santa Clara Valley Water District (Valley Water) has analyzed the impacts of the entire park closure throughout the construction period as a possible worst-case scenario to maximize public safety. Valley Water plans on exploring the options of partial closure of the park and limiting the duration of partial closures. These details would be refined in coordination with Santa Clara County Parks in the Final Environmental Impact Report.

Thank you,



John L. Varela,  
Chair, Board of Directors

C-23-0268

**MICHELE L. KING, CMC**

CLERK OF THE BOARD

Office of the Clerk of the Board

Santa Clara Valley Water District

Tel. (408) 630-2711 / Cell. (408) 593-5803



Clean Water • Healthy Environment • Flood Protection

---

**From:** Dennis J. O'Malley [REDACTED]  
**Sent:** Sunday, November 05, 2023 12:19 PM  
**To:** ADSRPcomments <[ADSRPcomments@valleywater.org](mailto:ADSRPcomments@valleywater.org)>  
**Cc:** John Varela <[jvarela@valleywater.org](mailto:jvarela@valleywater.org)>; Board of Directors <[board@valleywater.org](mailto:board@valleywater.org)>;  
[mark.turner@morganhill.ca.gov](mailto:mark.turner@morganhill.ca.gov); [citycouncil@morganhill.ca.gov](mailto:citycouncil@morganhill.ca.gov)  
**Subject:** Comment on Closing of Rosendin Park - Anderson Dam Project

\*\*\* This email originated from outside of Valley Water. Do not click links or open attachments unless you recognize the sender and know the content is safe. \*\*\*

Tiffany Chao, Sr. Environmental Planner  
Santa Clara Valley District

To The Valley Water Board of Directors, Santa Clara County

As residents of Holiday Lake Estates for over 36 years, we have enjoyed hiking, biking, and exploring Rosendin Park since it opened. Our three children and our 7 grandchildren have all experienced this wonderful, small park which encompasses a wide variety of wildlife, a pond, wildflowers, eagles, and even a mountain lion. We have experienced this gift, almost on a daily basis, and have done so with hundreds, if not thousands, of other Morgan Hill/Gilroy/San Jose outdoor activists over the years.

We fully understand that the rebuilding of the Anderson Dam is a top and urgent safety project, and commend your actions, as well as our County Supervisors, and Congresswoman Zoe Lofgren.

However, recently we have read and discussed with several fellow daily Rosendin hikers that the District is now considering closing the Rosendin Park for a long time period due to dam construction safety reasons.

Safety comes first, however we urgently implore that you further research ways in which safety can be guaranteed and the park, or at least some trails in the park, remain open. We already lost the Anderson Reservoir for 10 years and most of the dam's surrounding parks. Closing all the Rosendin Park trails would be a huge personal loss for hundreds if not thousands.

We truly appreciate the exemplary service you all have preformed for the greatest County in California. Keep working hard and we firmly believe you will come up with the safest and best solution.

We will support whatever your final decision is, because we have absolute trust in your informed judgment. We admire and honor your public service.

Sincerely grateful,

Dennis and Mary O'Malley  
[REDACTED]

cc: John Varela and other Valley Water Board of Directors  
Mark Turner, Mayor Morgan Hill  
Council Members Morgan Hill  
Zoe Lofgren, U. S. Congress