



SANTA CLARA VALLEY WATER DISTRICT

NON-AGENDA

August 18, 2023

Board Policy EL-7 Communication and Support to the Board
The BAOs shall inform and support the Board in its work.

Page		<u>CEO BULLETIN & NEWSLETTERS</u>
4		CEO Bulletin: 08/17/23
		<u>BOARD MEMBER REQUESTS & INFORMATIONAL ITEMS</u>
11		BMR/IBMR Weekly Reports: 08/18/23
12		Memo from Darin Taylor, Chief Financial Officer to the board, dated 8/14/23, providing the Summary of Monthly Report of Investments, July 2023.
27		Memo from Rachael Gibson, Chief of External Affairs to Rick Callender, CEO, dated 8/10/23, responding to IBMR I-23-0020 (Eisenberg) – Office of Government Relations Community Partner Sponsorship Program.
		<u>INCOMING BOARD CORRESPONDENCE</u>
34		Board Correspondence Weekly Report: 08/18/23
37		Letter from Deer Hill Mutual Water to Chair Varela, dated 8/9/23, responding to a Notice of Violation letter. C-23-0199
39		Email For Katja Irvin, Sierra Club, to the Joint Recycled Water Policy Advisory Committee, dated 8/10/23, expressing appreciate for the renewed activity on the committee and support for expanding the advanced water purification treatment in San Jose. C-23-0200
43		Email from Laura Tognoli to Director Keegan and the board, dated 8/11/23, regarding encampment on Los Gatos Creek Trail between Leigh and Bascom. C-23-0201
71		Email from Laura Tognoli to Director Keegan and the board, dated 8/12/23, regarding a large fire at an encampment between Los Gatos Creek and trail. C-23-0202
75		Email from Bill Cowden to Director Keegan and the board, dated 8/12/23, informing the media of the fire at an encampment between Los Gatos Creek and trail. C-23-0203
79		Email from Kathe Bassi to Director Keegan and the board, dated 8/12/23, regarding encampment on Los Gatos Creek Trail between Leigh and Bascom. C-23-0204
92		Email from Aja Yee to the board, dated 8/15/23, conveying information about four Keep Coyote Creek Beautiful creek and trail cleanups in September. C-23-0205

103		Email from Shirley Higdon to Chair Varela, dated 8/15/23, regarding water conservation and pool covers. C-23-0206
		<u>OUTGOING BOARD CORRESPONDENCE</u>
106		Letter from Chair Varela to Allie Hussein Saad, Ph.D., dated 8/10/23, regarding Anderson Lake Dam Retrofit Project.

CEO BULLETIN

CEO BULLETIN



To: Board of Directors
From: Rick L. Callender, CEO

Weeks of August 5 – August 18, 2023

Board Executive Limitation Policy EL-7:

The Board Appointed Officers shall inform and support the Board in its work. Further, a BAO shall 1) inform the Board of relevant trends, anticipated adverse media coverage, or material external and internal changes, particularly changes in the assumptions upon which any Board policy has previously been established and 2) report in a timely manner an actual or anticipated noncompliance with any policy of the Board.

Item	IN THIS ISSUE
<u>1</u>	Delta Conveyance Project Update
<u>2</u>	Final DEI Strategic Master Plan Report
<u>3</u>	Recurring Report on Personnel Vacancies
<u>4</u>	Update on Direct Potable Reuse Regulations
<u>5</u>	Water Conservation Program Delivers Cost Effective Services for Residents
<u>6</u>	<p><u>Eisenberg</u> Director Eisenberg requests the following: 1. How much money in total is spent on sponsorships each year? a. Where is this in the budget? - marketing? 2. What is the process for choosing sponsors? For example: a. Who can bring a potential sponsor for consideration? b. What is the process to bring a potential sponsorship -- is it open to anyone? Staff? Directors? c. How are people - staff, directors, etc - made aware of sponsorships d. What checks and balances are in place? e. What is the donation limit? f. When does the Board have to approve? g. What are the guidelines for how they are chosen? 3. What is a full list of our current sponsorships and how much have we spent on each? 4. Approx how many tickets do we make available, and how many of those are used? 5. How are people made aware of the sponsorships? 6. Are Directors and others who may have reporting requirements asked to report sponsorships when tickets have potentially reportable value? I-23-0020</p>
<u>7</u>	<p><u>Eisenberg</u> Provide answers to Director Eisenberg's follow up questions related to progressive taxation. I-23-0021</p>
<u>8</u>	<p><u>Eisenberg</u> Provide a copy of Valley Water's Performance Management Process Presentation. I-23-0022</p>

1. Delta Conveyance Project Update

The California Department of Water Resources (DWR) and Delta Conveyance Design and Construction Authority (DCDCA) have recently shared new informational resources on the Delta Conveyance Project (DCP).

In a newly published digital article, Laurence Sanati, Manager of the Operation Support Section at DWR and staff member in charge of the Delta Levee repair strategy, offers insights on how the DCP would act as a "guard rail" to seismic risk. Read more: <https://water.ca.gov/News/Blog/2023/July-23/How-Delta-Conveyance-Project-Makes-California-Water-Supply-More-Resilient>.

DCDCA has added a series of new fact sheets and videos on topics such as soil testing, seismic resilience, and project features.

DCDCA fact sheets: <https://www.dcdca.org/info-center/document-library/#Informational-and-Technical-Documents>

DCDCA videos: <https://www.dcdca.org/info-center/video-gallery/#Informational-Videos>

For further information, please contact Vincent Gin at (408) 630-2633.

2. Final DEI Strategic Master Plan Report

In Fiscal Year 2022, Valley Water contracted with Cordoba Group to assist with the development of Valley Water's first Diversity Equity and Inclusion (DEI) Strategic Master Plan. On May 23, the Cordoba Group presented the final draft of the DEI Strategic Master Plan Recommendations Report to the Diversity & Inclusion (D&I) Ad Hoc Committee. The committee provided feedback and approved the report for submission to the Board. That report will be included in the August 18, 2023 Non-Agenda packet.

The report provides over 100 recommendations divided into nine themes to help Valley Water advance the following priorities:

- 1) Systemic Equity: Assist Valley Water and its employees in the achievement of goals to address institutional inequities.
- 2) Workforce Representation: Advance efforts to ensure equitable access to career opportunities and to attract and retain a diverse workforce through all levels of the organization.
- 3) Culture of Inclusion: Create and maintain a work environment that acknowledges and values diversity through proactive, inclusive, and equitable practices.
- 4) Justice: Advance initiatives to improve equity of Valley Water work and outcomes that reflect the community's needs and priorities.
- 5) Community Partnership: Provide support, education, resources, and access to empower early engagement to help Valley Water be a good neighbor to communities where it works and operates.

A presentation to the Board on the DEI Strategic Master Plan will be scheduled later this fall 2023.

For further information, please contact Marta Lugo at (408) 630-2237.

3. Recurring Report on Personnel Vacancies

Valley Water strives to attract, develop, and retain a talented and diverse workforce. Our employees come from diverse cultural and professional backgrounds. Valley Water promotes high performance, diversity, and equal employment opportunities.

Human Resources has been providing a monthly report on staffing levels and vacancies per the Board's request in the first CEO Bulletin of the month. This report will move to the second CEO Bulletin to ensure this information is provided with complete monthly data. The following is information as of July 31, 2023.

Valley Water Staffing Levels

- 919 - Total Positions
- 848 - Number of positions filled
- 71 - Total Vacant positions
- 8% - Vacancy Rate
- 11 - Separations in July 2023

For further information, please contact Patrice McElroy at (408) 630-3159.

4. Update on Direct Potable Reuse Regulations

On July 21, 2023, the California State Water Resources Control Board (Water Board) released its long-awaited and highly anticipated Direct Potable Reuse (DPR) regulations. This action also triggered the formal start of a 45-day comment period under the Administrative Procedures Act (APA).

The Water Board is planning to conduct a workshop on the released regulations on September 7, 2023. At this juncture, it is anticipated that the final approval of the regulations by the Water Board would take place in the second week of December 2023. Thereafter, the regulatory package will move through a series of steps for formal adoption starting in 2024. This will lead to the final stage which is the 30-day review period by the Office of Administrative Law (OAL). Once OAL completes their review and approval, which is anticipated to take place in the Spring of 2024, the regulatory package will be signed by the Secretary of State. The DPR Regulations will become effective 30 days later.

The proposed regulations would pave the way for future delivery of advanced treated water directly into a public water system or a raw water supply immediately upstream of a water treatment plant. These two forms of DPR delivery are referred to as Treated Water Augmentation (TWA) and Raw Water Augmentation (RWA) respectively.

Valley Water has been involved in the development of DPR regulations since its beginning about 13 years ago. As part of the WateReuse California (WRCA) Direct Potable Reuse Working Group, which has been guiding the development of these regulations for the past two years, Valley Water worked with other partners and stakeholders to ensure progression of these important regulations.

Valley Water is currently analyzing the regulations and comparing them to the previously released versions. It is anticipated that Valley Water would prepare and submit a Comment Letter to the Water Board as an individual agency and/or be a signatory to a coalition letter.

For further information, please contact Kirsten Struve at (408) 630-3138.

5. Water Conservation Program Delivers Cost Effective Services for Residents

Over the past year, Valley Water's Water Supply Planning and Conservation and Grants Management Units have been working to implement a new \$709,300 Integrated Regional Water Management (IRWM) grant which provides water conservation program funding through the State of California's Proposition 1. In total, 1,962 acre-feet of water in Valley Water's service area were saved thanks to this regional grant opportunity (\$362 per acre-foot saved when accounting for the grant funding). Specific programs that received this grant funding included Turf Conversion and Weather-Based Irrigation Controller rebates under the Landscape Rebate Program and Qualified Water Efficient Landscaper (QWEL) training, an EPA WaterSense labeled professional certification. This grant funding came at a critical time, while Santa Clara County was in a water shortage emergency. This funding enabled Valley Water to promote and process more water conservation rebates that contributed towards the water savings achieved during the severe drought.

Funding for the regional grant agreement originated with the California Department of Water Resource (DWR) and was administered by the Association of Bay Area Governments in collaboration with East Bay Municipal Utility District (EBMUD). Funding was distributed amongst a total of 11 water agencies through the San Francisco Bay Area, including Valley Water.

Once Valley Water approved this multi-year grant agreement (2021 to 2024) in September 2022, the cross-functional team worked in coordination with EBMUD. All the grant revenue has been claimed and the project was completed in January 2023, well ahead of the November 2024 deadline. The \$709,300 in grant funding is expected to be received in September 2023. Total project costs for Valley Water were \$1,418,000, of which 50%, or \$709,300, was reimbursed through this grant program. Funding was allocated across the 11 partner water agencies according to estimated project activities, grant funds, and program costs. If funding is not utilized fully by the partner water agencies as the November 2024 deadline approaches, Valley Water may have opportunities to request additional monies from this collaborative grant initiative as defined in the IRWM Implementation Grant Memorandum of Understanding.

Valley Water is now in a favorable position to seek additional funding if there are leftover funds and to continue partnering to obtain even more funding that can be used for the benefit of residents and businesses in Santa Clara County. Participation supported by this grant funding increased Valley Water's trajectory toward meeting its long-term water conservation targets of saving 99,000 acre-feet by 2030 and 109,000 acre-feet by 2040, respectively.

For further information, please contact Kirsten Struve at (408) 630-3138.

6. Eisenberg

Director Eisenberg requests the following: 1. How much money in total is spent on sponsorships each year? a. Where is this in the budget? - marketing? 2. What is the process for choosing sponsors? For example: a. Who can bring a potential sponsor for consideration? b. What is the process to bring a potential sponsorship -- is it open to anyone? Staff? Directors? c. How are people - staff, directors, etc - made aware of sponsorships d. What checks and balances are in place? e. What is the donation limit? f. When does the Board have to approve? g. What are the guidelines for how they are chosen? 3. What is a full list of our current sponsorships and how much have we spent on each? 4. Approx how many tickets do we make available, and how many of those are used? 5. How are people made aware of the sponsorships? 6. Are Directors and others who may have reporting requirements asked to report sponsorships when tickets have potentially reportable value?

I-23-0020

On July 21, 2023 Director Eisenberg requested information regarding Valley Water's Community Partner Sponsorship Program, which was captured as an Informal Board Member Request (IBMR) No. I-23-0020.

The Office of Government Relations has prepared a response to IBMR No. I-23-0020 to address each of the questions above pertaining to the Community Partner Sponsorship Program. Given the length of the document, the information has been included in the Board's August 22, 2023 Non-Agenda packet in fulfillment of Director Eisenberg's request.

For further information, please contact Marta Lugo at (408) 630-2237.

7. Eisenberg

Provide answers to Director Eisenberg's follow up questions related to progressive taxation.

I-23-0021

During the Fiscal Year 2024 biennial budget proceedings, Director Eisenberg asked if the State Water Project Tax could be levied in a more "progressive manner." The answer is no because the State Water Project Tax is an ad valorem tax that pays for the contractual obligations associated with imported water from the State Water Project. Ad valorem taxes by definition are levied based on taxable value. The California Constitution establishes a process for determining a property's taxable value for purposes of calculating tax levies.

Director Eisenberg followed up by asking whether there was flexibility to fund State Water Project obligations in other ways. The answer is yes, as the Board could choose to not levy the State Water Project Tax, which would result in increased upward pressure on water rates to generate the revenue necessary to pay for State Water Project obligations, unless another revenue source was found.

A second follow up comment from Director Eisenberg suggests researching similarly situated agencies to analyze what, if any, alternate means are being used to take pressure off of lower income rate payers. Valley Water staff have researched that in the past and in 2021, implemented a low-income residential water rate assistance program (WRAP) administered by Sacred Heart Community Service. To date, Valley Water has contributed \$2 million to be passed through by Sacred Heart Community Service to households that need assistance. The program is sourced by Valley Water's one-percent ad valorem property taxes. The program cannot be funded by Water Utility revenue because groundwater charges can only be used for the purposes set forth in Section 26.3 of the District Act, which include paying for the cost of water and facilities to bring water into the County, as well as paying for the cost of water distribution, treatment, conservation and recharge facilities. However, the use of one-percent ad valorem property tax revenue is more flexible and may be used to carry out any objects or purposes of the District Act (See Section 13 of the District Act). In addition, Section 5.5 of the District Act allows Valley Water to do any and every lawful act necessary to ensure sufficient water may be available for residents in the County. As such, funding the WRAP demonstrates Valley Water's interest in assisting low-income households with access to sufficient water.

Director Eisenberg also asked if benefit assessment rates could be levied in a more progressive manner. The answer is no. State law allows benefit assessments to be based on the proportionate amount of storm water runoff from each privately-owned parcel of property. Valley Water established five benefit assessment land use categories with voter approval in the 1980's. The rates for each land use category are based on proportionate amount of storm water runoff that each

parcel would contribute to receiving flood protection facilities. In other words, benefit assessments are levied in proportion to the estimated benefits received or to be received by each affected parcel. Accordingly, benefit assessment rate increases for each land use category must maintain the voter approved proportionality between each land use category, in order to approximate the benefit received by that property.

Director Eisenberg followed up by asking when benefit assessment categories could be reconsidered. The staff response is that benefit assessments (which pay for flood protection projects) must be based on benefits received and cannot be based on income levels. In other words, a reconsideration of benefit assessment categories would not address the spirit of Director Eisenberg's concern.

For further information, please contact Darin Taylor at (408) 630-3068.

8. Eisenberg

**Provide a copy of Valley Water's Performance Management Process Presentation.
I-23-0022**

In response to Board Member Request I-23-0022, a copy of the Performance Management presentation presented at the Town Hall on August 10, 2023, will be provided in the August 25, 2023 Non-Agenda.

For further information, please contact Patrice McElroy at (408) 630-3159.

BOARD MEMBER REQUESTS and Informational Items

Report Name: Board Member Requests

Request	Request Date	Director	BAO/Chief	Staff	Description	20 Days Due Date	Expected Completion Date	Disposition
I-23-0022	08/10/23	Eisenberg	Yoke	Mcelroy	Provide Director Eisenberg with a copy of the performance management slide deck presented at the 8/10/23 Townhall Meeting.	08/31/23		
R-23-0010	08/08/23	Beall	Yoke	Mcelroy	Director Beall requested that staff look at the feasibility of VTA supplying transit passes (or clipper cards) for employees and family members.	08/29/23		
R-23-0011	08/08/23	Eisenberg	Taylor	Chinte Salandan an	Director Eisenberg requested a report on BAO travel for the last year, including costs and how time was charged.	08/29/23		



MEMORANDUM

FC 14 (02-08-19)

TO: Board of Directors

FROM: Darin Taylor,
Chief Financial Officer

SUBJECT: Summary of Monthly Report of Investments,
July 2023

DATE: August 14, 2023

In accordance with the Santa Clara Valley Water District (Valley Water) Board Investment policy, staff provides a detailed investment report to the Board of Directors on a quarterly basis. In addition to the quarterly investment report, Government Code section 53607 requires the Treasurer of the local agency who has been delegated with the authority to invest funds to provide a monthly report of the investment transactions to the legislative body. This report is provided to the Board in compliance with Government Code section 53607 and Executive Limitation-4 Financial Management.

Attached is the report of investments for the month of July 2023. All investments were in compliance with the Investment Policy and performed on par with Valley Water's benchmark yield. The attached report includes a summary of the portfolio holdings, details of each security in the portfolio and an investment activity summary with comparisons to the previous 12 months. The following are highlights of the investment activities for the month:


- The book value of Valley Water's portfolio as of July 31, 2023 was \$673 million. This represents a decrease of approximately \$60 million compared to the book value as of June 30, 2023 due to planned expenditures, including Annual Unfunded Accrued Liability for California Public Employees' Retirement System, debt service and Imported Water Utility payments offset by revenues received during the month.
- Valley Water's portfolio is invested with a primary goal of safety. To accomplish this goal, we only invest in securities that are permitted by California Government Code and the Board Investment Policy. These securities have high credit ratings and maturities of no more than 5 years. As of July 31, 2023, approximately 68% of the portfolio was held in US Government Treasury/Agency/Municipal Bonds, 29% was held in liquid funds (Local Area Investment Fund, Money Market mutual fund, and short-term deposits), and 3% in supranational/corporate medium-term notes.
- The portfolio had a yield-to-maturity of 2.19% for the month of July 2023. This is 0.66% below Valley Water's benchmark, the 24-month floating average of the 2-year Treasury note, which was 2.85%.
- Valley Water's portfolio is reviewed every month for compliance with the Investment Policy. All investments were in compliance for the reporting period.
- California Government Code requires that a public entity structure its portfolio so that it, at minimum, can meet expenditures for the next six months. The investment portfolio has been structured to ensure that sufficient monies will be available to cover anticipated expenditures in the coming six months.

Community Bank Investments

Pursuant to Board direction and governance policies (Executive Limitation 4.7.7) regarding investments in small local banks and credit unions located within the nine Bay Area counties with total assets at or below \$10 billion ("community banks"), staff has expanded business with community banks, and limited business with large banks, as summarized below:

- Letters of Credit – Technology Credit Union, based in San Jose, provides three separate standby letters of credit totaling \$841,000 to Valley Water to meet the U.S. Army Corp's financial assurance requirements for the operations of Upper Penitencia, Coyote Ridge, and Rancho Cañada de Pala Preserve watershed projects.
- Investments – Valley Water's investment portfolio includes over \$50 million, or 7%, in deposits at community banks.
- Revolving Line of Credit – A syndication of three community banks provides up to \$20 million in loan capacity.
- Underwriting – Eight small investment banks located in California are included in Valley Water's underwriting pool; four of these firms are veteran, minority or women owned.
- Large Bank Limitation - Valley Water only conducts business with large banks with total assets greater than \$10 billion that have satisfactory Environmental, Social and Governance (ESG) ratings provided by an independent professional rating firm.

If you have any questions regarding the Investment Report, please contact Darin Taylor, Chief Financial Officer, at 408-630-3068.

DocuSigned by:
 8/14/2023
9CB8A1450C2B497 ...
Darin Taylor
Chief Financial Officer

Attachment: Monthly Report of Investments for July 2023



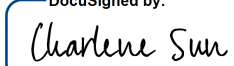
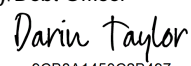
Santa Clara Valley Water Dist.
Portfolio Management
Portfolio Summary
July 31, 2023

SANTA CLARA VALLEY WATER
 5750 Almaden Expressway
 San Jose, San Jose, Ca 951
 (408)265-2607

Investments	Par Value	Market Value	Book Value	% of Portfolio	YTM 365 Equiv.	Term	Days to Maturity
Treasury Securities - Coupon	116,000,000.00	108,902,812.43	114,307,546.09	17.00	2.141	1,111	611
Federal Agency Issues - Coupon	306,093,000.00	289,670,374.22	305,859,816.65	45.47	1.820	1,454	646
Negotiable CD's - Interest Bearing	240,000.00	223,538.66	240,000.00	0.04	1.094	1,826	604
LAIF	73,741,488.93	73,741,488.93	73,741,488.93	10.96	3.150	1	1
Medium Term Notes	2,000,000.00	1,832,386.38	1,995,393.25	0.30	0.664	1,639	750
Money Market Account	50,053,037.31	50,053,037.31	50,053,037.31	7.44	4.430	1	1
TimeCD_Deposit Account	72,418,151.59	72,418,151.59	72,418,151.59	10.77	1.748	1	1
Supranational	15,000,000.00	13,925,074.29	15,063,316.60	2.24	1.015	1,664	639
Municipal Bonds	38,995,000.00	37,274,112.70	38,915,735.54	5.79	1.900	1,598	548
	674,540,677.83	648,040,976.51	672,594,485.96	100.00%	2.190	985	446
Investments							

Total Earnings	July 31 Month Ending	Fiscal Year To Date
Current Year	1,161,071.52	1,161,071.52
Average Daily Balance	694,132,426.35	715,442,203.58
Effective Rate of Return	1.97%	0.15%

Current market pricing is updated at the end of each month from data provided by Interactive Data, a securities pricing service.

DocuSigned by:

 7BC5EFA2A234AD...
 Charlene Sun
 Treasury Dept
 DocuSigned by:

 9CB8A1450C2B497...
 Darin Taylor, Chief Financial Officer

8/14/2023

Date

8/14/2023

Reporting period 07/01/2023-07/31/2023

Run Date: 08/10/2023 - 09:22

**Santa Clara Valley Water Dist.
Portfolio Management
Activity Summary
July 2022 through July 2023**

Page 1

Month End	Year	Number of Securities	Total Invested	Yield to Maturity		Managed Pool Rate	Number of Investments Purchased	Number of Investments Redeemed	Average Term	Average Days to Maturity
				360 Equivalent	365 Equivalent					
July	2022	177	800,949,313.72	1.082	1.097	0.750	1	2	933	507
August	2022	174	780,236,284.74	1.163	1.179	0.750	0	8	928	500
September	2022	166	730,294,325.34	1.195	1.212	0.750	0	4	977	513
October	2022	162	733,049,479.77	1.241	1.258	1.350	0	1	965	490
November	2022	160	720,833,489.87	1.314	1.333	1.350	0	4	971	477
December	2022	157	655,139,838.88	1.261	1.279	1.350	1	7	1,034	507
January	2023	156	720,149,826.28	1.536	1.557	2.070	4	1	950	458
February	2023	154	694,270,392.30	1.611	1.633	2.070	1	1	986	458
March	2023	156	670,073,201.37	1.740	1.764	2.070	3	5	1,006	468
April	2023	152	654,926,679.30	1.710	1.734	2.740	1	0	1,043	471
May	2023	154	646,955,927.32	1.842	1.867	2.740	2	10	1,012	462
June	2023	151	732,143,570.29	1.734	1.758	2.740	7	6	895	420
July	2023	148	672,594,485.96	2.160	2.190	3.150	3	0	985	446
Average		159	708,585,908.86	1.507%	1.528%	1.837	2	4	976	475

Santa Clara Valley Water Dist.
Portfolio Management
Activity By Type
July 1, 2023 through July 31, 2023

Page 1

CUSIP	Investment #	Issuer	Stated Rate	Transaction Date	Purchases or Deposits	Redemptions or Withdrawals	Balance
Treasury Securities - Coupon							
91282CDZ1	5579	US Treasury Bill	1.500	07/10/2023	4,724,220.00	0.00	
91282CDZ1	5580	US Treasury Bill	1.500	07/10/2023	4,725,000.00	0.00	
Subtotal					9,449,220.00	0.00	114,307,546.09
Federal Agency Issues - Coupon							
3133EPPJ8	5578	Federal Farm Credit Bank	5.570	07/05/2023	5,000,000.00	0.00	
Subtotal					5,000,000.00	0.00	305,859,816.65
Negotiable CD's - Interest Bearing							
Subtotal							240,000.00
LAIF (Monthly Summary)							
SYS88-0237LAIF	88-0237LAIF	Local Agency Investment Fund	3.150		9,579,693.10	0.00	
Subtotal					9,579,693.10	0.00	73,741,488.93
Medium Term Notes							
Subtotal							1,995,393.25
Money Market Account (Monthly Summary)							
23380W523	4102	Daily Income US Gov MMF	4.430		29,404,366.35	22,759,302.88	
Subtotal					29,404,366.35	22,759,302.88	50,053,037.31
TimeCD_Deposit Account (Monthly Summary)							
SYS5311	5311	Bank of San Francisco	0.880		529.77	0.00	
SYS5481	5481	Bank of San Francisco	0.449		5,404.55	0.00	
SYS5309	5309	Community Bank of the Bay	1.050		164.44	164.44	
SYS5371	5371	Community Bank of the Bay	0.500		5,031.17	0.00	
SYS4912	4912	Deposit Account	1.150		19,649,791.71	110,080,000.00	
SYS5398	5398	Meriwest Credit Union	3.150		13,746.44	0.00	
SYS5570	5570	Meriwest Credit Union	3.720		15,579.26	0.00	
SYS5556	5556	Provident Credit Union	2.018		401.60	0.00	
SYS5369	5369	Technology Credit Union	3.220		42,590.99	0.00	
SYS5553	5553	Union Bank (NIB)			193,205.94	193,205.94	
Subtotal					19,926,445.87	110,273,370.38	72,418,151.59

Santa Clara Valley Water Dist.
Portfolio Management
Activity By Type
July 1, 2023 through July 31, 2023

CUSIP	Investment #	Issuer	Stated Rate	Transaction Date	Purchases or Deposits	Redemptions or Withdrawals	Balance
Supranational							
Subtotal							15,063,316.60
Municipal Bonds							
Subtotal							38,915,735.54
Total					73,359,725.32	133,032,673.26	672,594,485.96

Santa Clara Valley Water Dist.
Portfolio Management
Portfolio Details - Investments
July 31, 2023

Page 1

CUSIP	Investment #	Issuer	Average Balance	Purchase Date	Par Value	Market Value	Book Value	Stated Rate	YTM 365	Days to Term Maturity	Maturity Date
Treasury Securities - Coupon											
91282CBV2	5532	Republic Industries Funding		02/11/2022	5,000,000.00	4,827,539.05	4,957,923.19	0.375	1.592	794	04/15/2024
91282CCC3	5534	Republic Industries Funding		03/08/2022	5,000,000.00	4,802,148.45	4,948,635.79	0.250	1.580	799	05/15/2024
91282CEH0	5547	Republic Industries Funding		06/22/2022	5,000,000.00	4,801,757.80	4,942,237.66	2.625	3.339	1,028	04/15/2025
91282CEH0	5549	Republic Industries Funding		06/22/2022	5,000,000.00	4,801,757.80	4,940,580.53	2.625	3.360	1,028	04/15/2025
91282CFX4	5575	Republic Industries Funding		06/21/2023	5,000,000.00	4,949,804.70	4,981,642.23	4.500	4.991	528	11/30/2024
91282ZT0	5496	US Treasury Bill		01/12/2021	5,000,000.00	4,588,867.20	4,985,300.29	0.250	0.412	1,600	05/31/2025
91282ZT0	5499	US Treasury Bill		01/27/2021	5,000,000.00	4,588,867.20	4,993,204.48	0.250	0.325	1,585	05/31/2025
91282ZT0	5500	US Treasury Bill		01/27/2021	5,000,000.00	4,588,867.20	4,993,734.72	0.250	0.319	1,585	05/31/2025
91282CCF6	5521	US Treasury Bill		09/28/2021	5,000,000.00	4,498,828.10	4,975,140.60	0.750	0.930	1,706	05/31/2026
91282ZT0	5522	US Treasury Bill		10/28/2021	3,000,000.00	2,753,320.32	2,964,497.07	0.250	0.908	1,311	05/31/2025
91282ZL7	5523	US Treasury Bill		01/18/2022	5,000,000.00	4,614,257.80	4,923,549.33	0.375	1.271	1,198	04/30/2025
91282B4R8	5525	US Treasury Bill		09/28/2021	5,000,000.00	4,816,015.60	5,196,239.68	2.875	0.701	1,341	05/31/2025
91282CCF6	5526	US Treasury Bill		09/29/2021	3,000,000.00	2,699,296.86	2,982,801.42	0.750	0.957	1,705	05/31/2026
91282ZT0	5527	US Treasury Bill		01/25/2022	5,000,000.00	4,588,867.20	4,904,621.65	0.250	1.318	1,222	05/31/2025
91282ZT0	5528	US Treasury Bill		01/25/2022	5,000,000.00	4,588,867.20	4,904,621.65	0.250	1.318	1,222	05/31/2025
91282CBW0	5529	US Treasury Bill		02/02/2022	5,000,000.00	4,510,351.55	4,892,179.93	0.750	1.564	1,548	04/30/2026
91282XT2	5531	US Treasury Bill		02/11/2022	5,000,000.00	4,862,695.30	5,015,918.15	2.000	1.608	840	05/31/2024
91282WJ5	5535	US Treasury Bill		03/08/2022	5,000,000.00	4,887,500.00	5,035,763.45	2.500	1.573	799	05/15/2024
91282XT2	5536	US Treasury Bill		03/08/2022	5,000,000.00	4,862,695.30	5,017,193.25	2.000	1.577	815	05/31/2024
91282CCF6	5538	US Treasury Bill		03/29/2022	5,000,000.00	4,498,828.10	4,753,256.76	0.750	2.600	1,524	05/31/2026
91282ZT0	5550	US Treasury Bill		06/22/2022	5,000,000.00	4,588,867.20	4,730,885.56	0.250	3.361	1,074	05/31/2025
91282CDH1	5577	US Treasury Bill		06/27/2023	5,000,000.00	4,719,921.90	4,737,638.07	0.750	5.093	507	11/15/2024
91282CDZ1	5579	US Treasury Bill		07/10/2023	5,000,000.00	4,731,445.30	4,764,614.96	1.500	5.135	586	02/15/2025
91282CDZ1	5580	US Treasury Bill		07/10/2023	5,000,000.00	4,731,445.30	4,765,365.67	1.500	5.124	586	02/15/2025
Subtotal and Average			111,504,958.26		116,000,000.00	108,902,812.43	114,307,546.09		2.141	1,111	611

Federal Agency Issues - Coupon

3133ED2B7	5333	Federal Farm Credit Bank		02/01/2019	1,000,000.00	997,692.45	1,001,284.34	3.610	2.560	1,690	09/18/2023
3133EKP5	5380	Federal Farm Credit Bank		06/10/2019	3,000,000.00	2,990,488.35	3,000,601.97	2.125	1.903	1,548	09/05/2023
3133EDBU5	5381	Federal Farm Credit Bank		06/10/2019	3,000,000.00	2,977,629.27	3,017,826.46	3.500	1.887	1,654	12/20/2023
3133EHN25	5382	Federal Farm Credit Bank		06/18/2019	3,000,000.00	2,975,631.18	3,002,076.92	2.200	1.910	1,597	11/01/2023
3133EKKU9	5383	Federal Farm Credit Bank		06/18/2019	3,000,000.00	2,976,093.30	3,003,094.18	2.300	1.899	1,604	11/08/2023
3133ELNE0	5440	Federal Farm Credit Bank		02/27/2020	5,000,000.00	4,892,774.95	5,005,633.11	1.430	1.214	1,448	02/14/2024
3133ELQD9	5442	Federal Farm Credit Bank		03/04/2020	5,000,000.00	4,878,276.25	5,000,547.29	1.230	1.211	1,461	03/04/2024
3133ELQD9	5443	Federal Farm Credit Bank		03/04/2020	3,000,000.00	2,926,965.75	3,001,037.50	1.230	1.170	1,461	03/04/2024
3133ELQD9	5459	Federal Farm Credit Bank		08/06/2020	5,000,000.00	4,878,276.25	5,028,388.70	1.230	0.265	1,306	03/04/2024

Portfolio SCVW
AC
PM (PRF_PM2) 7.3.0

Run Date: 08/10/2023 - 09:22

Santa Clara Valley Water Dist.
Portfolio Management
Portfolio Details - Investments
July 31, 2023

Page 2

CUSIP	Investment #	Issuer	Average Balance	Purchase Date	Par Value	Market Value	Book Value	Stated Rate	YTM 365	Days to Term Maturity	Maturity Date
Federal Agency Issues - Coupon											
3133EL3P7	5460	Federal Farm Credit Bank		08/12/2020	5,000,000.00	4,572,939.85	5,000,000.00	0.530	0.530	1,826	742 08/12/2025
3133ELQD9	5462	Federal Farm Credit Bank		08/07/2020	5,000,000.00	4,878,276.25	5,028,482.75	1.230	0.262	1,305	216 03/04/2024
3133EMJS2	5489	Federal Farm Credit Bank		12/09/2020	5,000,000.00	4,667,186.90	5,000,000.00	0.440	0.440	1,461	496 12/09/2024
3133EMSU7	5510	Federal Farm Credit Bank		03/09/2021	5,000,000.00	4,507,884.20	5,000,000.00	0.800	0.800	1,826	951 03/09/2026
3133EMYV8	5514	Federal Farm Credit Bank		05/11/2021	5,000,000.00	4,498,268.55	5,001,638.89	0.820	0.808	1,826	1,014 05/11/2026
3133ENPB0	5533	Federal Farm Credit Bank		02/16/2022	5,000,000.00	4,594,369.45	5,000,000.00	2.180	2.180	1,826	1,295 02/16/2027
3133EN5G1	5557	Federal Farm Credit Bank		12/28/2022	10,000,000.00	9,966,181.90	10,000,000.00	4.890	4.890	365	149 12/28/2023
3133EN6C9	5558	Federal Farm Credit Bank		01/18/2023	5,000,000.00	4,908,014.95	5,000,000.00	5.140	5.140	1,826	1,631 01/18/2028
3133ELY32	5565	Federal Farm Credit Bank		03/09/2023	5,000,000.00	4,442,177.95	4,422,119.13	0.550	4.804	1,231	1,086 07/22/2026
3133EPDC6	5576	Federal Farm Credit Bank		06/27/2023	5,000,000.00	4,948,758.70	5,102,266.58	5.350	5.224	1,721	1,686 03/13/2028
3133EPPJ8	5578	Federal Farm Credit Bank		07/05/2023	5,000,000.00	4,998,088.65	5,000,000.00	5.570	5.570	366	339 07/05/2024
313383YJ4	5334	Federal Home Loan Bank		02/01/2019	2,000,000.00	1,995,276.56	2,001,570.08	3.375	2.560	1,680	38 09/08/2023
3130A3VC5	5374	Federal Home Loan Bank		05/24/2019	3,000,000.00	2,965,323.06	3,001,102.66	2.250	2.140	1,659	129 12/08/2023
3130AAHE1	5390	Federal Home Loan Bank		06/24/2019	5,000,000.00	4,949,670.20	5,010,526.59	2.500	1.875	1,628	129 12/08/2023
3130A3GE8	5466	Federal Home Loan Bank		08/26/2020	5,000,000.00	4,832,139.20	5,159,748.93	2.750	0.390	1,570	500 12/13/2024
3130AL2G8	5504	Federal Home Loan Bank		02/18/2021	10,000,000.00	8,985,725.10	10,000,000.00	0.600	0.600	1,826	932 02/18/2026
3130ALKL7	5507	Federal Home Loan Bank		03/25/2021	5,000,000.00	4,508,936.20	5,000,000.00	0.850	0.850	1,826	967 03/25/2026
3130ALKL7	5508	Federal Home Loan Bank		03/25/2021	5,000,000.00	4,508,936.20	5,000,000.00	0.850	0.850	1,826	967 03/25/2026
3130AM2K7	5513	Federal Home Loan Bank		04/28/2021	10,000,000.00	9,086,666.00	10,000,000.00	1.250	1.097	1,826	1,001 04/28/2026
3130AQMX8	5524	Federal Home Loan Bank		01/26/2022	5,000,000.00	4,592,483.35	5,000,000.00	1.125	1.788	1,826	1,274 01/26/2027
3130AQTK9	5530	Federal Home Loan Bank		02/28/2022	5,000,000.00	4,825,676.05	5,000,000.00	1.300	1.300	820	301 05/28/2024
3130ARKL4	5537	Federal Home Loan Bank		04/21/2022	5,000,000.00	4,834,868.05	5,000,000.00	3.250	3.050	1,826	1,359 04/21/2027
3130ARQB0	5539	Federal Home Loan Bank		04/28/2022	5,000,000.00	4,873,051.25	5,000,000.00	3.375	3.353	1,096	636 04/28/2025
3130AUPR9	5562	Federal Home Loan Bank		01/30/2023	2,545,000.00	2,522,708.27	2,543,354.09	4.560	4.633	529	346 07/12/2024
3130AURL0	5563	Federal Home Loan Bank		02/13/2023	5,000,000.00	4,983,170.55	5,000,000.00	4.800	4.800	365	196 02/13/2024
3130AVLU4	5567	Federal Home Loan Bank		04/25/2023	5,000,000.00	4,863,953.85	5,000,000.00	4.850	4.850	1,827	1,729 04/25/2028
3130ATUR6	5571	Federal Home Loan Bank		06/07/2023	3,000,000.00	2,973,533.49	2,990,051.87	4.625	4.879	555	500 12/13/2024
3130AQ4B6	5572	Federal Home Loan Bank		06/07/2023	3,000,000.00	2,825,895.66	2,849,400.00	1.200	4.985	565	510 12/23/2024
3130AWE22	5573	Federal Home Loan Bank		06/09/2023	5,000,000.00	4,984,032.05	5,000,000.00	5.080	5.084	396	343 07/09/2024
3130AV5N8	5574	Federal Home Loan Bank		06/21/2023	5,000,000.00	4,979,820.30	5,005,463.08	5.000	5.000	541	500 12/13/2024
3130A7PH2	5444	Federal Home Loan Bank-CN		02/28/2020	3,000,000.00	2,936,085.18	3,012,234.31	1.875	1.180	1,470	220 03/08/2024
3134GWND4	5461	Federal Home Loan Mortgage Cor		08/12/2020	5,000,000.00	4,579,594.05	5,000,000.00	0.600	0.600	1,826	742 08/12/2025
3134GWUY0	5476	Federal Home Loan Mortgage Cor		10/19/2020	6,698,000.00	6,233,611.79	6,698,000.00	0.400	0.400	1,533	517 12/30/2024
3134GW3W4	5477	Federal Home Loan Mortgage Cor		10/28/2020	5,000,000.00	4,689,305.25	5,000,000.00	0.410	0.410	1,461	454 10/28/2024
3134GW5Q5	5478	Federal Home Loan Mortgage Cor		10/29/2020	5,000,000.00	4,639,681.95	5,000,000.00	0.450	0.450	1,553	547 01/29/2025
3134GXBM5	5485	Federal Home Loan Mortgage Cor		12/01/2020	5,000,000.00	4,527,619.70	5,000,000.00	0.600	0.600	1,807	834 11/12/2025

Portfolio SCVW
AC
PM (PRF_PM2) 7.3.0

Santa Clara Valley Water Dist.
Portfolio Management
Portfolio Details - Investments
July 31, 2023

Page 3

CUSIP	Investment #	Issuer	Average Balance	Purchase Date	Par Value	Market Value	Book Value	Stated Rate	YTM 365	Days to Term Maturity	Maturity Date
Federal Agency Issues - Coupon											
3134GXF7	5486	Federal Home Loan Mortgage Cor		12/16/2020	5,000,000.00	4,714,174.60	5,000,000.00	0.375	0.375	1,370	09/16/2024
3134GXHK3	5490	Federal Home Loan Mortgage Cor		12/24/2020	5,000,000.00	4,637,991.40	5,000,000.00	0.410	0.410	1,551	03/24/2025
3134GXJB1	5492	Federal Home Loan Mortgage Cor		12/28/2020	5,000,000.00	4,609,789.40	5,000,000.00	0.420	0.447	1,551	03/28/2025
3134GYL83	5564	Federal Home Loan Mortgage Cor		03/01/2023	5,000,000.00	4,961,115.80	5,000,000.00	5.450	5.450	730	02/28/2025
3137EAE3	5479	Fed Home Loan Mort Corp-CN		10/21/2020	5,000,000.00	4,547,686.15	4,990,996.96	0.375	0.460	1,798	09/23/2025
3137EAEU9	5498	Fed Home Loan Mort Corp-CN		01/27/2021	6,900,000.00	6,315,346.65	6,899,089.41	0.375	0.382	1,636	07/21/2025
3137EAE3	5501	Fed Home Loan Mort Corp-CN		01/28/2021	1,000,000.00	909,537.23	999,465.36	0.375	0.400	1,699	09/23/2025
3135G0V34	5429	Fed Natl Mortgage Assoc		12/11/2019	5,000,000.00	4,924,690.15	5,019,650.07	2.500	1.700	1,517	02/05/2024
3136G4T52	5465	Fed Natl Mortgage Assoc		08/26/2020	4,050,000.00	3,750,923.50	4,050,000.00	0.520	0.520	1,644	02/25/2025
3135G04Z3	5488	Fed Natl Mortgage Assoc		12/09/2020	5,000,000.00	4,600,977.60	5,008,362.80	0.500	0.410	1,651	06/17/2025
3135GA2Z3	5491	Fed Natl Mortgage Assoc		12/10/2020	5,000,000.00	4,520,315.00	5,000,000.00	0.560	0.560	1,803	11/17/2025
3135G04Z3	5494	Fed Natl Mortgage Assoc		01/13/2021	5,000,000.00	4,600,977.60	5,001,853.27	0.500	0.480	1,616	06/17/2025
3135G05X7	5495	Fed Natl Mortgage Assoc		01/12/2021	5,000,000.00	4,555,396.40	4,989,777.27	0.375	0.475	1,686	08/25/2025
3135G06G3	5497	Fed Natl Mortgage Assoc		01/20/2021	4,900,000.00	4,446,498.14	4,904,329.48	0.500	0.461	1,752	11/07/2025
3135G04Z3	5502	Fed Natl Mortgage Assoc		02/04/2021	5,000,000.00	4,600,977.60	5,009,763.97	0.500	0.395	1,594	06/17/2025
3135G03U5	5506	Fed Natl Mortgage Assoc		02/26/2021	5,000,000.00	4,635,875.65	5,001,264.00	0.625	0.610	1,516	04/22/2025
3135G03U5	5511	Fed Natl Mortgage Assoc		03/05/2021	5,000,000.00	4,635,875.65	5,007,224.82	0.625	0.540	1,509	04/22/2025
3135G0K36	5520	Fed Natl Mortgage Assoc		08/27/2021	5,000,000.00	4,682,496.65	5,179,973.41	2.125	0.780	1,701	04/24/2026
3135G03U5	5548	Fed Natl Mortgage Assoc		06/22/2022	2,000,000.00	1,854,350.26	1,910,563.82	0.625	3.364	1,035	04/22/2025
3135G0U43	5341	FNMA Discount Notes		02/12/2019	3,000,000.00	2,991,640.38	3,001,052.58	2.875	2.546	1,673	09/12/2023
Subtotal and Average			305,222,812.96		306,093,000.00	289,670,374.22	305,859,816.65	1.820	1.454	646	
Negotiable CD's - Interest Bearing											
79772FAF3	5445	San Francisco FCU		03/27/2020	240,000.00	223,538.66	240,000.00	1.100	1.094	1,826	03/27/2025
Subtotal and Average			240,000.00		240,000.00	223,538.66	240,000.00	1.094	1.826	604	
LAIF											
SYS88-0237LAIF	88-0237LAIF	Local Agency Investment Fund			73,741,488.93	73,741,488.93	73,741,488.93	3.150	3.150	1	1
Subtotal and Average			66,530,649.89		73,741,488.93	73,741,488.93	73,741,488.93	3.150	1	1	
Medium Term Notes											
037833DX5	5505	Apple Inc		02/23/2021	2,000,000.00	1,832,386.38	1,995,393.25	0.550	0.664	1,639	08/20/2025
Subtotal and Average			1,995,305.77		2,000,000.00	1,832,386.38	1,995,393.25	0.664	1,639	750	

Portfolio SCVW
AC
PM (PRF_PM2) 7.3.0

Santa Clara Valley Water Dist.
Portfolio Management
Portfolio Details - Investments
July 31, 2023

Page 4

CUSIP	Investment #	Issuer	Average Balance	Purchase Date	Par Value	Market Value	Book Value	Stated Rate	YTM 365	Days to Term Maturity	Maturity Date
Money Market Account											
23380W523	4102	Daily Income US Gov MMF			50,053,037.31	50,053,037.31	50,053,037.31	4.430	4.430	1	1
Subtotal and Average			42,509,481.66		50,053,037.31	50,053,037.31	50,053,037.31		4.430	1	1
TimeCD Deposit Account											
SYS5317	5317	Excite CU FKA Alliance CU			0.00	0.00	0.00	2.240	2.240	1	1
SYS5311	5311	Bank of San Francisco			238,687.54	238,687.54	238,687.54	0.880	0.880	1	1
SYS5481	5481	Bank of San Francisco			14,174,335.86	14,174,335.86	14,174,335.86	0.449	0.449	1	1
SYS5540	5540	Bank of San Francisco			4,058,831.54	4,058,831.54	4,058,831.54	1.242	1.242	1	1
SYS5309	5309	Community Bank of the Bay			250,000.00	250,000.00	250,000.00	1.050	1.050	1	1
SYS5371	5371	Community Bank of the Bay			5,211,868.72	5,211,868.72	5,211,868.72	0.500	0.500	1	1
SYS4912	4912	Deposit Account			21,905,270.80	21,905,270.80	21,905,270.80	1.150	1.150	1	1
SYS5398	5398	Meriwest Credit Union			5,224,801.16	5,224,801.16	5,224,801.16	3.150	3.150	1	1
SYS5570	5570	Meriwest Credit Union		05/23/2023	5,033,610.81	5,033,610.81	5,033,610.81	3.720	3.720	1	1
SYS5556	5556	Provident Credit Union		07/28/2022	234,718.67	234,718.67	234,718.67	2.018	2.018	1	1
SYS5310	5310	Technology Credit Union			239,004.73	239,004.73	239,004.73	1.000	1.000	1	1
SYS5369	5369	Technology Credit Union			15,847,021.76	15,847,021.76	15,847,021.76	3.220	3.220	1	1
SYS5553	5553	Union Bank (NIB)			0.00	0.00	0.00		0.000	1	1
Subtotal and Average			112,149,557.44		72,418,151.59	72,418,151.59	72,418,151.59		1.748	1	1
Supranational											
4581X0DL9	5517	Inter-American Dev't Bank		05/20/2021	2,000,000.00	1,864,013.92	2,008,928.44	0.875	0.604	1,414	611 04/03/2025
4581X0DK1	5503	INTERAMERI DEV		02/05/2021	3,000,000.00	2,841,159.87	3,065,182.47	1.750	0.396	1,498	591 03/14/2025
459058GL1	5290	INTL BK RECON & DEVELOP		12/03/2018	3,000,000.00	2,988,449.58	3,000,191.83	3.000	2.955	1,759	57 09/27/2023
459058JL8	5518	INTL BK RECON & DEVELOP		05/24/2021	2,000,000.00	1,817,546.42	1,989,013.86	0.500	0.750	1,618	819 10/28/2025
45950VPT7	5509	INTL FINANCE CORP		03/15/2021	5,000,000.00	4,413,904.50	5,000,000.00	0.500	0.500	1,826	957 03/15/2026
Subtotal and Average			15,064,950.65		15,000,000.00	13,925,074.29	15,063,316.60		1.015	1,664	639
Municipal Bonds											
54438CYK2	5484	Los Angeles Community College		11/10/2020	1,000,000.00	913,470.00	1,000,000.00	0.773	0.773	1,725	731 08/01/2025
010878AS5	5541	County of Alameda		05/26/2022	500,000.00	489,210.00	513,986.18	4.000	3.000	1,528	1,096 08/01/2026
127109QA7	5402	Cabrillo Comnt		10/08/2019	1,230,000.00	1,189,446.90	1,230,000.00	2.034	2.034	1,759	366 08/01/2024
13067WSW3	5542	CA Department Water Resources		05/26/2022	440,000.00	388,828.00	408,943.85	1.051	3.350	1,650	1,218 12/01/2026
13067WRC8	5545	CA Department Water Resources		05/27/2022	500,000.00	453,595.00	475,697.15	0.790	3.000	1,284	853 12/01/2025
13034AL65	5487	CA Infrastructure & Econ Dev		12/17/2020	1,250,000.00	1,141,325.00	1,250,000.00	0.765	0.765	1,749	792 10/01/2025
357172B79	5515	Fremont Unified High Sch Dstt		05/26/2021	100,000.00	91,925.00	100,000.00	0.845	0.845	1,528	731 08/01/2025
357172B61	5516	Fremont Unified High Sch Dstt		05/26/2021	750,000.00	714,637.50	750,000.00	0.553	0.553	1,163	366 08/01/2024

Portfolio SCVW
AC
PM (PRF_PM2) 7.3.0

Run Date: 08/10/2023 - 09:22

Santa Clara Valley Water Dist.
Portfolio Management
Portfolio Details - Investments
July 31, 2023

CUSIP	Investment #	Issuer	Average Balance	Purchase Date	Par Value	Market Value	Book Value	Stated Rate	YTM 365	Days to Term Maturity	Maturity Date
Municipal Bonds											
368079HT9	5364	Gavilan Joint Community CLG-A1		04/18/2019	400,000.00	400,000.00	400,000.00	2.620	2.619	1,566	0 08/01/2023
368079KB4	5471	Gavilan Joint Community CLG-A1		10/15/2020	750,000.00	750,000.00	750,000.00	0.524	0.524	1,020	0 08/01/2023
368079KC2	5472	Gavilan Joint Community CLG-A1		10/15/2020	600,000.00	571,950.00	600,000.00	0.739	0.739	1,386	366 08/01/2024
376087FY3	5414	Gilroy USD		10/31/2019	600,000.00	600,000.00	600,000.00	1.793	1.793	1,370	0 08/01/2023
376087FZ0	5415	Gilroy USD		10/31/2019	550,000.00	530,040.50	550,000.00	1.833	1.833	1,736	366 08/01/2024
54465AGP1	5368	LA County Redev Agency		04/22/2019	1,750,000.00	1,744,627.50	1,749,339.82	2.000	2.480	1,593	31 09/01/2023
530319SK9	5468	Liberty Union HSD		10/07/2020	800,000.00	762,288.00	800,000.00	0.650	0.643	1,394	366 08/01/2024
530319SL7	5469	Liberty Union HSD		10/07/2020	825,000.00	755,601.00	825,000.00	0.760	0.760	1,759	731 08/01/2025
542411NJ8	5413	Long Beach Community College		10/23/2019	2,500,000.00	2,409,725.00	2,500,000.00	1.803	1.803	1,744	366 08/01/2024
56781RJG3	5329	Marin CCD GO-B1		02/07/2019	600,000.00	600,000.00	600,000.00	2.895	2.895	1,636	0 08/01/2023
677765GV5	5401	Ohlone Community College		09/26/2019	2,000,000.00	1,933,220.00	2,000,000.00	1.814	1.814	1,771	366 08/01/2024
677765GW3	5480	Ohlone Community College		10/22/2020	2,865,000.00	2,691,237.75	2,936,712.00	1.975	0.700	1,744	731 08/01/2025
799306QJ7	5417	San Rafael CA Elem Sch Dist		11/13/2019	1,000,000.00	1,000,000.00	1,000,000.00	1.865	1.865	1,357	0 08/01/2023
801546QV7	5519	Cnty Santa Clara		07/28/2021	1,770,000.00	1,662,207.00	1,809,936.50	2.000	0.850	1,465	731 08/01/2025
79773KDC5	5512	SF City and County GO Bonds		03/30/2021	830,000.00	757,682.10	830,000.00	0.728	0.728	1,538	684 06/15/2025
798170AK2	5569	San Jose Redevelopment Ag		05/05/2023	3,000,000.00	2,813,910.00	2,935,246.74	3.226	4.049	1,549	1,461 08/01/2027
798189TM8	5566	San Jose Evergreen		03/15/2023	1,000,000.00	1,002,060.00	1,000,000.00	4.718	4.718	1,631	1,492 09/01/2027
798186N81	5493	San Jose Unified Sch District		01/20/2021	1,000,000.00	913,870.00	1,000,000.00	0.558	0.558	1,654	731 08/01/2025
798186N81	5546	San Jose Unified Sch District		05/31/2022	405,000.00	370,117.35	385,675.11	0.558	3.080	1,158	731 08/01/2025
802498UG8	5411	Santa Monica-Malibu USD		11/06/2019	650,000.00	650,000.00	650,000.00	1.669	1.669	1,364	0 08/01/2023
802498UH6	5412	Santa Monica-Malibu USD		11/06/2019	500,000.00	482,010.00	500,000.00	1.719	1.719	1,730	366 08/01/2024
835569GR9	5416	Sonoma County CA Jnr Clg Dist		11/12/2019	1,000,000.00	968,040.00	1,000,000.00	2.061	2.061	1,724	366 08/01/2024
799408Z85	5475	SAN RAMON VALLEY UNIFIED		10/20/2020	1,700,000.00	1,559,376.00	1,700,000.00	0.740	0.740	1,746	731 08/01/2025
799408Z93	5543	SAN RAMON VALLEY UNIFIED		05/26/2022	390,000.00	348,628.80	364,392.16	1.034	3.400	1,528	1,096 08/01/2026
91412GQF5	5365	University of California		05/15/2019	500,000.00	490,005.00	501,121.80	2.900	2.595	1,827	288 05/15/2024
923040GU7	5409	Ventura Cnty Comm College Dist		10/31/2019	1,000,000.00	966,190.00	1,000,000.00	1.800	1.800	1,736	366 08/01/2024
923040GT0	5410	Ventura Cnty Comm College Dist		10/31/2019	1,250,000.00	1,250,000.00	1,250,000.00	1.750	1.750	1,370	0 08/01/2023
923078CV9	5544	Ventura Cnty CA Public Fin		05/26/2022	990,000.00	908,889.30	949,684.23	1.323	3.250	1,255	823 11/01/2025
93974D5Q7	5279	Washington State GO Bond		10/01/2018	2,000,000.00	2,000,000.00	2,000,000.00	3.030	3.136	1,765	0 08/01/2023
Subtotal and Average			38,914,709.71		38,995,000.00	37,274,112.70	38,915,735.54	1.900	1.598	548	
Total and Average			694,132,426.35		674,540,677.83	648,040,976.51	672,594,485.96	2.190	985	446	

Santa Clara Valley Water Dist.
Portfolio Management
Portfolio Details - Cash
July 31, 2023

CUSIP	Investment #	Issuer	Average Balance	Purchase Date	Par Value	Market Value	Book Value	Stated Rate	YTM 365	Days to Term Maturity
Average Balance			0 00							0 0
Total Cash and Investments			694,132,426.35		674,540,677.83	648,040,976.51	672,594,485.96		2.190	985 446



Santa Clara Valley Water Dist.
Transaction Activity Report
July 1, 2023 - July 31, 2023
Sorted by Transaction Date - Transaction Date
All Funds

SANTA CLARA VALLEY WATER
 5750 Almaden Expressway
 San Jose, San Jose, Ca 951
 (408)265-2607

Investment #	Fund	CUSIP	Inv Descrip	TransactionType	TransactionDate	MaturityDate	RedemptionType	New Principal	Principal Paydowns	Interest	Total Cash
4102	82	23380W523	Money Market Fund	Purchase	07/03/2023			140,363.46			-140,363.46
4102	82	23380W523	Money Market Fund	Interest	07/03/2023					140,363.46	140,363.46
Totals for 07/03/2023								140,363.46		140,363.46	0 00
5578	82	3133EPPJ8	FEDERAL FARM CR	Purchase	07/05/2023	07/05/2024		5,000,000.00			-5,000,000.00
4102	82	23380W523	Money Market Fund	Redemption	07/05/2023				5,000,000.00		5,000,000.00
Totals for 07/05/2023								5,000,000.00	5,000,000.00		0 00
5579	82	91282CDZ1	UNITED STATES	Purchase	07/10/2023	02/15/2025		4,754,261.44			-4,754,261.44
5580	82	91282CDZ1	UNITED STATES	Purchase	07/10/2023	02/15/2025		4,755,041.44			-4,755,041.44
4102	82	23380W523	Money Market Fund	Purchase	07/10/2023			21,166.67			-21,166.67
4102	82	23380W523	Money Market Fund	Redemption	07/10/2023				30,041.44		30,041.44
4102	82	23380W523	Money Market Fund	Redemption	07/10/2023				30,041.44		30,041.44
4102	82	23380W523	Money Market Fund	Redemption	07/10/2023				4,725,000.00		4,725,000.00
4102	82	23380W523	Money Market Fund	Redemption	07/10/2023				4,724,220.00		4,724,220.00
5573	82	3130AWE22	FEDERAL HOME	Interest	07/10/2023	07/09/2024				21,166.67	21,166.67
Totals for 07/10/2023								9,530,469.55	9,509,302.88	21,166.67	0 00
4102	82	23380W523	Money Market Fund	Purchase	07/12/2023			52,223.40			-52,223.40
5562	82	3130AUPR9	FHLB 4.56% MAT	Interest	07/12/2023	07/12/2024				52,223.40	52,223.40
Totals for 07/12/2023								52,223.40		52,223.40	0 00
88-0237LAIF	82	SYS88-0237LAIF	LAIF 4.958%	Purchase	07/14/2023			579,693.10			-579,693.10
88-0237LAIF	82	SYS88-0237LAIF	LAIF 4.958%	Interest	07/14/2023					579,693.10	579,693.10
Totals for 07/14/2023								579,693.10		579,693.10	0 00
4102	82	23380W523	Money Market Fund	Purchase	07/18/2023			128,500.00			-128,500 00
5558	82	3133EN6C9	FEDERAL FARM CR	Interest	07/18/2023	01/18/2028				128,500.00	128,500.00
Totals for 07/18/2023								128,500.00		128,500.00	0 00
4102	82	23380W523	Money Market Fund	Purchase	07/20/2023			29,000,000.00			-29,000,000.00
Totals for 07/20/2023								29,000,000.00			-29,000,000.00
4102	82	23380W523	Money Market Fund	Purchase	07/21/2023			12,937.50			-12,937.50
5498	82	3137EAEU9	FEDERAL HOME LN	Interest	07/21/2023	07/21/2025				12,937.50	12,937.50
Totals for 07/21/2023								12,937.50		12,937.50	0 00
4102	82	23380W523	Money Market Fund	Purchase	07/24/2023			13,750.00			-13,750.00
5565	82	3133ELY32	FEDERAL FARM CR	Interest	07/24/2023	07/22/2026				13,750.00	13,750.00

Portfolio SCVW

AC

Santa Clara Valley Water Dist.
Transaction Activity Report
Sorted by Transaction Date - Transaction Date

Investment #	Fund	CUSIP	Inv Descrip	TransactionType	TransactionDate	MaturityDate	RedemptionType	New Principal	Principal Paydowns	Interest	Total Cash
5565	82	3133ELY32	FEDERAL FARM CR	Accr Int	07/24/2023	07/22/2026			3,590.28	-3,590.28	0 00
Totals for 07/24/2023								13,750.00	3,590.28	10,159.72	0 00
4102	82	23380W523	Money Market Fund	Purchase	07/25/2023			7,083.33			-7,083.33
88-0237LAIF	82	SYS88-0237LAIF	LAIF 4.958%	Purchase	07/25/2023			9,000,000.00			-9,000,000.00
5507	82	3130ALKL7	FEDERAL HOME	Interest	07/25/2023	03/25/2026				3,541.66	3,541.66
5508	82	3130ALKL7	FEDERAL HOME	Interest	07/25/2023	03/25/2026				3,541.67	3,541.67
Totals for 07/25/2023								9,007,083.33		7,083.33	-9,000,000.00
4102	82	23380W523	Money Market Fund	Purchase	07/26/2023			28,125.00			-28,125.00
4102	82	23380W523	Money Market Fund	Redemption	07/26/2023				3,250,000.00		3,250,000.00
5524	82	3130AQM8	FEDERAL HOME	Interest	07/26/2023	01/26/2027				28,125.00	28,125.00
Totals for 07/26/2023								28,125.00	3,250,000.00	28,125.00	3,250,000.00
4102	82	23380W523	Money Market Fund	Purchase	07/27/2023			216.99			-216.99
5445	82	79772FAF3	SF FCU 1.1% MAT	Interest	07/27/2023	03/27/2025				216.99	216 99
Totals for 07/27/2023								216 99		216.99	0 00
4102	82	23380W523	Money Market Fund	Redemption	07/28/2023				5,000,000.00		5,000,000.00
Totals for 07/28/2023									5,000,000.00		5,000,000.00
Grand Total								53,493,362.33	22,762,893.16	980,469.17	-29,750,000.00



Santa Clara Valley Water Dist.
Purchases Report
Sorted by Fund - Fund
July 1, 2023 - July 31, 2023

SANTA CLARA VALLEY WATER
 5750 Almaden Expressway
 San Jose, San Jose, Ca 951
 (408)265-2607

CUSIP	Investment #	Fund	Sec. Type	Issuer	Original Par Value	Purchase Date	Payment Periods	Principal Purchased	Accrued Interest at Purchase	Rate at Purchase	Maturity Date	YTM	Ending Book Value
Treasury Management Fund													
3133EPPJ8	5578	82	FAC	FFCB	5,000,000.00	07/05/2023	01/05 - 07/05	5,000,000.00		5.570	07/05/2024	5.570	5,000,000.00
91282CDZ1	5579	82	TRC	T-BILL	5,000,000.00	07/10/2023	08/15 - 02/15	4,724,220.00	30,041.44	1.500	02/15/2025	5.135	4,764,614.96
91282CDZ1	5580	82	TRC	T-BILL	5,000,000.00	07/10/2023	08/15 - 02/15	4,725,000.00	30,041.44	1.500	02/15/2025	5.124	4,765,365.67
Subtotal					15,000,000.00			14,449,220.00	60,082.88				14,529,980.63
Total Purchases					15,000,000.00			14,449,220.00	60,082.88				14,529,980.63

TO: Rick L. Callender, Esq.
Chief Executive Officer

FROM: Rachael Gibson
Chief of External Affairs

SUBJECT: Office of Government Relations Community
Partner Sponsorship Program – Responding
to IBMR No. I-23-0020

DATE: August 10, 2023

On July 21, Director Eisenberg requested information regarding Valley Water's Community Partner Sponsorship Program, which was captured as an Informal Board Member Request (IBMR) No. I-23-0020. Staff's response to the Director's list of questions are provided below:

1. How much money in total is spent on sponsorships each year?

a. Where is this in the budget? - marketing?

The Community Partnership Sponsorship Program is contained in the budget for the Office of Government Relations (OGR). The budget for sponsorships for FY 22-23 is \$130,000.

2. What is the process for choosing sponsors? For example:

a. Who can bring a potential sponsor for consideration?

Organizations seeking sponsorships can contact Valley Water directly through OGR. Alternatively, Directors or staff may also direct interested organizations seeking sponsorships to contact OGR.

b. What is the process to bring a potential sponsorship -- is it open to anyone? Staff? Directors?

Yes. Staff and/or Directors may refer potential applicants to OGR staff by emailing sponsorships@valleywater.org or contacting OGR staff. Once contacted, staff sends a potential applicant the sponsorship application, which must be completed and submitted at least 3 weeks prior to the sponsored event.

c. How are people - staff, directors, etc - made aware of sponsorships

At the start of the calendar year, the Board receives a calendar list of anticipated community events in which Valley Water participates, which includes anticipated sponsored events. Tickets or registration to events are negotiated and obtained through the sponsorship evaluation and review process. Once a sponsorship has been approved that provides tickets and/or registration to a sponsored event, a Board Scheduling Request is submitted to the Board of Directors, who have right of first refusal for a ticket to attend a sponsored event. If any tickets remain after the Directors have had the opportunity to accept/decline, any available tickets are then distributed to the Executive Leadership Team and Leadership Assistants, Management Leadership Team, ERG Leaders, and Unions, should any staff be interested in attending the sponsored event.

d. What checks and balances are in place?

Valley Water Executive Limitations EL-5.4 and EL-5.5 set forth two policies that provide some "checks and balances" on proposed sponsorships, namely: (a) sponsorships must have a nexus to the District's mission, vision, or Board governance policies; and (b) may

not exceed \$5,000 absent Board approval. Interested and potential sponsors must complete and submit an official sponsorship application to OGR staff. Once staff evaluate the application, a staff recommendation is made to management based on their analysis of whether the criteria was met, as well as previous history in terms of past sponsorships, and similar factors in determining the exact sponsorship amount and approval. All sponsorship applications are processed and evaluated objectively using a standard set of criteria as part of the analysis. Valley Water can consider supporting or sponsoring those civic, businesses, professional and appropriate activities that satisfy most of the criteria, which are outlined below in the section below. The staff analysis for each sponsorship request is reviewed by the OGR Supervising Program Administrator, the Deputy Administrative Officer, and the Chief of External Affairs.

e. What is the donation limit?

Staff is allowed to approve amounts up to \$5,000 in sponsorship funds. Per the governance policies of the Board regarding Executive Limitations, no sponsorship greater than \$5,000 is allowed, unless authorized by the Board. (Board Governance Policy EL-5.4)

f. When does the Board have to approve?

Any sponsorship awards greater than \$5,000 (Board Governance Policy EL-5.4)

g. What are the guidelines for how they are chosen?

A sponsorship approval and amount is determined based how well the event/organization's application satisfies the following criteria:

- i. Strategic Diversity and Inclusion, and/or Community and Government Relations which accomplish the following:
 1. Strengthening partnerships with stakeholders.
 2. Enhancing credibility with various "publics."
 3. Enhancing Valley Water's public image and reputation.
 4. Focus on the local community's participation around regional water policy issues.
 5. Clearly communicate regional water policy issues to key constituent groups.
 6. Provide opportunities for participation and collaboration with Valley Water's member agencies.
 7. Diversify channels of participation in the community.
- ii. Strategic Social Responsibility accomplishes the following:
 1. Building a bank of goodwill.
 2. Positively impacting the environment or watersheds.
 3. Supporting and ensuring stability for local non-profits which further Valley Water's mission and vision.
 4. Supporting employee community involvement.
- iii. Sponsorship criteria also considers if the program/event/organization promotes Valley Water's interest in diverse communities and our diversity, equity, and inclusion principles.

- iv. No sponsorship is allowed that does not have a nexus to the District's mission, vision or Board governance policies. (Board Governance Policy EL-5.5)

3. What is a full list of our current sponsorships and how much have we spent on each?

Community Partner Sponsorships in FY 22-23			
Organization	Event Name	Date of Event	Sponsorship Amount
Happy Hollow	HH Happiest Auction on Earth and Boo at the Zoo	7/11/2022	\$3,000.00
ReNUWIt	Bay Area One Water Network Workshop	N/A	\$5,000.00
WaterReuse Association	2022 WaterReuse CA Annual Conference	9/11/2022	\$5,000.00
California Lake Management Society	California Lake Management Society 2022 Conference	10/13/2022	\$2,000.00
Greenbelt Alliance	Hidden Heroes of the Greenbelt	9/29/2022	\$2,500.00
Silicon Valley Youth Climate Action (SVYCA)	SVYCA 2022 Youth Leadership Summit	8/6/2022	\$1,000.00
Amigos de Guadalupe	Amigos de Guadalupe 10th Anniversary Community Celebration	9/8/2022	\$2,500.00
Green Foothills	Nature's Inspiration	9/25/2022	\$1,000.00
Maven's Notebook	Maven's Notebook Subscription	N/A	\$5,000.00
Friends of Stevens Creek Trail	Trailblazer Race	9/25/2022	\$2,000.00
Office of Supervisor Otto Lee	Day on the Bay	10/8/2022	\$1,000.00
San Jose State University	Conference for Engineering Diversity	10/1/2022	\$750.00
Groundwater Resources Association of CA	Annual Western Groundwater Congress	9/19/2022	\$1,000.00
Cupertino Rotary Club	Fall Fest	9/24/2022	\$2,500.00
California Native Plant Society	CNPS 2022 Conference	10/20/2022	\$2,500.00
La Raza Historical Society of Santa Clara	Celebrating La Raza Awards 2022	9/16/2022	\$2,500.00
National Association of Flood & Stormwater Agencies (NAFSMA)	NAFSMA Annual Flood and Stormwater Management Conference	8/9/2022	\$3,500.00
Chinese Historical and Cultural Project	35th Anniversary	9/19/2022	\$600.00
Gay Pride Celebration Committee of SJ	Silicon Valley pride LGBTQ Parade and Festival	8/27/2022	\$1,500.00
Guadalupe River Park Conservancy	Window on the River Park	9/15/2022	\$5,000.00

Public Relations Society of America (PRSA)	PRSA International Conference - ICON 2023 75th Anniversary Event	11/13/2022	\$4,000.00
California Invasive Plant Council (CAL-IPC)	2022 CAL-IPC Symposium	11/1/2022	\$1,000.00
Public Policy Institute of California (PPIC)	PPIC Water Policy Center Sponsorship	N/A	\$5,000.00
Office of Supervisor Cindy Chavez/Valley Health Foundation (VMC Foundation)	Women's Leadership and Policy Summit	9/24/2022	\$5,000.00
Gardner Health Services	Dia De Los Muertos Run	10/29/2022	\$500.00
Santa Clara Parade of Champions	Santa Clara Parade of Champions 2022	10/1/2022	\$500.00
San Francisco Bay Wildlife Society	Don Edwards San Francisco Bay National Wildlife Refuge 50th Anniversary Event	10/8/2022	\$500.00
Teatro Vision	Annual Dia de Los Muertos Student Matinee Show	10/21/2022	\$500.00
Latina Coalition of Silicon Valley	Sisterhood Brunch 2022	10/9/2022	\$1,500.00
Office of Councilmember Sergio Jimenez/Sister Cities International	Mexico Mayor's Community Summit	10/11/2022	\$2,500.00
Aquarium of the Bay	Blue Marble benefit	10/24/2022	\$1,000.00
Water Education Foundation	Water Summit 2022	10/27/2022	\$1,000.00
People Acting in Community Together (PACT)	PACT Leadership Luncheon	11/4/2022	\$1,000.00
Bay Area Council	2022 Annual Dinner & Business Hall of Fame	11/9/2022	\$5,000.00
Catalyze SV	1st Annual Catalyzing Change Awards	11/17/2022	\$1,000.00
ConXion to Community	American Indian Heritage Celebration	11/11/2022	\$2,000.00
Shop with a Cop Foundation of Silicon Valley	15th Annual Heroes & Helpers Breakfast and Shopping Spree	12/8/2022	\$1,500.00
Santa Clara County Medical Association (SCCMA)	SCCMA Awards Banquet	12/9/2022	\$2,500.00
Science Extravaganza	Science Extravaganza 2022	2/18/2023	\$1,000.00
American Association of University Women (AAUW)	40th Annual Wildflower Run	3/26/2023	\$1,000.00
Salmonid Restoration Federation	2023 40th Annual Salmonid Restoration Conference	4/25/2023	\$1,000.00
South Valley Science and Engineering Fair	South Valley Science and Engineering Fair	5/4/2023	\$1,000.00

Bay Nature Institute	Bay Nature's 2023 Local Hero Awards	3/26/2023	\$1,000.00
Society of Women Engineers - Santa Clara Valley	SWE Santa Clara Valley Scholarship	5/1/2023	\$1,000.00
National Waterways Conference	2023 Legislative Summit	3/6/2023	\$5,000.00
Asian Americans for Community Involvement (AACI)	Growing Up Asian in America Art, Essay, and Video Contest	5/1/2023	\$2,500.00
Silicon Valley Bicycle Coalition	Bike to Work/ Wherever Day & Bike Month	5/18/2023	\$5,000.00
Santa Clara Valley Science & Engineering Fair Association	Synopsys Science & Technology Championship	2/24/2023	\$600.00
Rotary Club of San Jose Foundation	Annual Gala	3/24/2023	\$5,000.00
California Native Plant Society	Growing Natives Garden Tour	4/1/2023	\$500.00
Valley Health Foundation (VMC Foundation)	Women's Leadership and Policy Summit	4/29/2023	\$5,000.00
San Jose State University	2023 Earth Day	4/20/2023	\$1,000.00
The Tech Interactive	The Tech Challenge	4/29/2023	\$1,500.00
The Hack Foundation	HackBackBetter	4/22/2023	\$1,000.00
Berryessa Education Foundation	2023 Berryessa Art Festival	5/13/2023	\$500.00
Vietnamese American Roundtable	2023 Black April Commemoration	4/30/2023	\$500.00
San Jose Conservation Corps	Luncheon	9/30/2022	\$2,500.00
Office of Vice Mayor Rosemary Kamei/City of San Jose	Black History Month Flag Raising	2/10/2023	\$2,000.00
Bay Area Council	Pacific Summit	6/20/2023	\$5,000.00
San Jose Jazz	Celebration of Life for Raul Lozano	4/13/2023	\$500.00
Silicon Valley Leadership Group (SVLG)	2023 Energy & Sustainability Summit	6/8/2023	\$5,000.00
CompassPoint Mentorship	Tahoma Hacks	6/4/2023	\$1,000.00
CA/HI NAACP State Conference	Environmental Justice Discussion	5/17/2023	\$5,000.00
San Jose Stage Company	Monday Night Live 40th Anniversary	6/26/2023	\$1,500.00
Asian Pacific American Leadership Institute (APALI)	APALI Anniversary event	Jun-23	\$5,000.00
African American Community Services Agency (AACSA)	Juneteenth	6/17/2023	\$2,500.00

Guadalupe River Park Conservancy	Window on the River Park Benefit	6/8/2023	\$5,000.00
----------------------------------	----------------------------------	----------	------------

4. Approx how many tickets do we make available, and how many of those are used?

All tickets received through a sponsorship are made available; the number of tickets included through sponsorship benefits is dependent on whether the sponsorship level includes tickets and negotiated benefits, therefore, it can range from event to event, as well as the number of tickets used. Any unused tickets are returned to the event organizer.

5. How are people made aware of the sponsorships?

Internally, the Board and Valley Water staff is made aware of sponsorships through the calendar list of tentative annual events. The sponsorship program is also highlighted each year in the annual Government Relations Program Report and Legislative Outlook, which is presented to the Board at a regular meeting and provides an overview of government relations advocacy and stakeholder engagement programs. Externally, Valley Water is frequently listed as an official sponsor on event webpages on digital and print programs, and/or during event presentations as part of the negotiated sponsorship benefits.

6. Are Directors and others who may have reporting requirements asked to report sponsorships when tickets have potentially reportable value?

Valley Water OGR staff involved in working on sponsorships do not advise Valley Water officials on their gift reporting obligations nor ask or request that they report/disclose tickets.

Disclosure/reporting requirements applicable to tickets to sponsored events may depend on the circumstances of the event and recipient. Any Valley Water director or employee who has a question as to whether event tickets to a sponsored event or a free meal provided at a sponsored event should be reported as a gift (on their Form 700 or otherwise) are encouraged to contact the FPPC (informal advice hotline: 1-866-ASK-FPPC (1-866-275-3772) or advice@fppc.ca.gov) or their own counsel. (The District Counsel's Office may be contacted as well, but it only provides advice to Valley Water, not to any individual reporting official.)



Rachael Gibson
Chief of External Affairs

mml

INCOMING BOARD CORRESPONDENCE

Board Correspondence (open)

Correspond No	Rec'd By District	Rec'd By COB	Letter To	Letter From	Description	Disposition	BAO/ Chief	Staff	Draft Response Due Date	Draft Response Submitted	Writer Ack. Sent	Final Response Due Date
C-23-0030	01/18/23	01/18/23	All	STEPHEN QUAN	Email from Stephen Quan, to the Board of Directors, dated 01/18/23, regarding Dam Levels and the Drought.	Refer to Staff	Baker	Williams	01/26/23	01/31/23	n/a	02/01/23
C-23-0045	02/23/23	02/24/23	All	MELISSA MALLORY	EMail from Melissa Mallory regarding unhouse along Los Gatos Creek Trail.	Refer to Staff	Blank	Codianne Yerrapotu	03/04/23	03/03/23	n/a	03/10/23
C-23-0076	03/31/23	04/03/23	All	H.K. WILLARD	Email from H.K. Willard to the Board dated 3/31/23 regarding misleading information in March Water News.	Refer to Staff	Gibson	Rocha	04/11/23	04/07/23	n/a	04/17/23
C-23-0101	05/12/23	05/12/23	All	STEVE KELLY	Email from Steve Kelly, to the Board, dated 5/12/23, regarding concern for unhoused that may cause threats to residents living near the creeks in	Refer to Staff	Blank Yerrapotu	Codianne	05/20/23	05/22/23	n/a	05/26/23

Correspond No	Rec'd By District	Rec'd By COB	Letter To	Letter From	Description	Disposition	BAO/ Chief	Staff	Draft Response Due Date	Draft Response Submitted	Writer Ack. Sent	Final Response Due Date
C-23-0199	08/10/23	08/10/23	Varela	JOE FIEGER Deer Hill Mutual Water	Santa Clara. Letter from Joe Fieger, Deear Hill Mutual Water, to Chair Varela, dated 8/9/23, regarding Notice of Violation letter sent to Deear Hill Mutual Water.	Refer to Staff	Baker	Williams	08/18/23	-	n/a	08/24/23
C-23-0201	08/11/23	08/14/23	Keegan	LAURA TOGNOLI	Email from Laura Tognoli to Director Keegan and the board, dated 8/11/23, encampment on Los Gatos Creek Trail between Leigh and Bascom.	Refer to Staff	Blank Hakes	Codianne	08/22/23	-	n/a	08/28/23
C-23-0202	08/12/23	08/14/23	Keegan	LAURA TOGNOLI	Email from Laura Tognoli to Director Keegan and the board, dated 8/12/23, reporting a file along Los Gatos Creek and the trail.	Refer to Staff	-	Codianne	08/22/23	-	n/a	08/28/23
C-23-0204	08/12/23	08/14/23	Keegan	KATHE BASSI	Email from Kathe Bassi to Director Keegan and	Refer to Staff	Blank Hakes	Codianne	08/22/23	-	n/a	08/28/23

Correspond No	Rec'd By District	Rec'd By COB	Letter To	Letter From	Description	Disposition	BAO/ Chief	Staff	Draft Response Due Date	Draft Response Submitted	Writer Ack. Sent	Final Response Due Date
					the board, dated 8/12/23, providing additional pictures of encampments on Los Gatos Creek Trail between Leigh and Bascom.							
C-23-0207	08/16/23	08/16/23	All	KENNETH MURRAY	Email from Kenneth Murray to board, dated 8/16/23, regarding dead trees along trail on Almaden Expressway.	Refer to Staff	Hakes	Infante Bourgeois	08/24/23	-	n/a	08/30/23

Deer Hill Mutual Water
P.O. Box 568
Morgan Hill CA 95038
August 9, 2023

RE: FINAL NOTICE – Well Violation, Well No. 09S03E158004, located at Coyote Road, Morgan Hill, Assessor's Parcel Number 728-25-002

Gentlemen

We are responding to the recent letter from Valley Water to DHMW "Notice of Violation"

Background:

Deer Hill Mutual Water was formed in 1979 as a nonprofit to supply potable water to our homes. The source of water is from an agricultural water well drilled in the 1950's and converted to potable water in the late 1970s. The well can produce about 30 gpm and supplies the 14 homes connected to the system. The well is located near the intersection of Cochrane and Half Rd, not far from Lake Anderson's dam.

In early 1980 Deer Hill Mutual Water supplied five homes with potable water from this source and over the following 15 years the remaining 9 homes were built to complete the subdivision.

During the 1990's periodic testing of our water required by the SC Health resulted in a positive for bacteria. Over time we realized the contamination occurred during wet weather and upon further examination it was revealed that ground water runoff was flooding the well head and this ground water was contaminating our drinking water.

DHMW board hired a concrete contractor in 2005 to add concrete around the well head to prevent ground water intrusion. This minor effort was 100% successful in preventing ground water from entering the well.

In January 2023 we were notified by Valley Water that our 1952 well was not registered with Valley Water and it had no well ID. This was quickly remedied and Valley Water issued DHMW a well ID. During the field inspection Valley Water's Tim Ripp (WELL ORDINANCE COMPLIANCE SPECIALIST) noted that the concrete work to prevent ground water intrusion was not done by a licensed C-57 contractor and that we were in violation.

In February of 2023 The DHMW board contracted a licensed C-57 contractor to perform work to meet the requirement of Valley Water. The C-57 contractor has given DHMW several dates in which this work was to be performed however the work had to be rescheduled because of the C-57 contractor had other emergencies that they had to fix.

It is important to note, that Deer Hill Mutual Water has approved the work to be done by a licensed C-57 contractor since February 2023. The work the concrete company performed in 2005 has stopped the intrusion of rain water runoff into the well. Therefore our well head is not a problem although it is in violation, only because the work was not done by a C-57 contractor.

We DHMW were not obligated to make changes to prevent ground water well, but in doing so we cause a violation.

DHMW has updated Tim Ripp of Valley Water, as has the C-57 contractor, to the changing schedule for the repair. Valley Water has given the C-57 contractor complete latitude in the requirements for the repair.

DHMW Board believes the C-57 contractor will perform the work needed before there is a risk of a problem.

Regards
Deer Hill Mutual Water Board of Directors
Joe Fieger
Dan Miller
Phil McDermott

CC
John L. Varela, Director District 1
Usha Chatwanti
Tim Ripp
Gregory Williams
Jeff Camp

Michele King

From: Dashiell Leeds <dashiell.leeds@sierraclub.org>
Sent: Thursday, August 10, 2023 5:22 PM
To: Richard Santos; Tony Estremera; Jim Beall; District4; district5@sanjoseca.gov; Romanow, Kerrie; khardy@santaclaraca.gov; kwatanabe@santaclaraca.gov
Cc: Katja Irvin; James Eggers; Barbara Kelsey; mayor@sanjoseca.gov; Clerk of the Board; Kirsten Struve
Subject: SCLP letter to Joint Recycled Water Policy Advisory Committee
Attachments: SCLP Letter to SJ Joint Recycled Water Committee Final-combined.pdf

Follow Up Flag: Follow up
Flag Status: Flagged

*** This email originated from outside of Valley Water. Do not click links or open attachments unless you recognize the sender and know the content is safe. ***

Dear Joint Recycled Water Policy Advisory Committee,

The Sierra Club Loma Prieta Chapter is pleased to see renewed activity on the Joint Recycled Water Policy Advisory Committee with the City of San Jose/Santa Clara. We support Valley Water's efforts to expand advanced purified water treatment in San José to provide a potable water supply that promotes self-reliance and resiliency.

You will find our Fact Sheet attached which explains why we support this project, includes relevant background information, and provides a list of recommended actions to advance potable reuse of recycled water. We are available to meet with you or your staff to discuss this information in more detail.

Please see the attached document for our full comments and fact sheet.

Sincerely,
Katja Irvin
Water Committee Co-Chair
Sierra Club Loma Prieta Chapter

Email sent from account of:
Dashiell Leeds
Conservation Coordinator
Sierra Club Loma Prieta Chapter



SAN MATEO, SANTA CLARA & SAN BENITO COUNTIES

August 10, 2023

Santa Clara Valley Water District
Joint Recycled Water Policy Advisory Committee with the City of San Jose/Santa Clara
Sent via e-mail

Re: Sierra Club position on potable reuse in San Jose

Dear Joint Recycled Water Policy Advisory Committee,

The Sierra Club Loma Prieta Chapter is pleased to see renewed activity on the Joint Recycled Water Policy Advisory Committee with the City of San Jose/Santa Clara. We support Valley Water's efforts to expand advanced purified water treatment in San José to provide a potable water supply that promotes self-reliance and resiliency.

You will find our Fact Sheet attached which explains why we support this project, includes relevant background information, and provides a list of recommended actions to advance potable reuse of recycled water. We are available to meet with you or your staff to discuss this information in more detail.

We look forward to participating in the process to bring potable wastewater reuse to San Jose. We encourage the Committee and your agencies to commit to move forward expeditiously to initiate the following activities:

- Coordinate on needed agreements for a Direct Potable Reuse Pilot project,
- Develop outreach and communications plans and engage stakeholders and subject matter experts, and
- Initiate a Program Feasibility Study that includes assessment of the long-term potential for potable and non-potable reuse.

Please note that this letter does not constitute support for any legislation or grant application related to this effort. The Sierra Club considers such requests on a case-by-case basis.

Sincerely,

Katja Irvin
Water Committee Co-chair
Sierra Club Loma Prieta Chapter

Cc:
Mayor Matt Mahon
Clerk of the Board, Valley Water
Kirsten Struve, Assistant Officer for Water Supply Division, Valley Water

sierraclub.org/loma-prieta ~ 3921 East Bayshore Road, Suite 204, Palo Alto, CA 94303



SIERRA CLUB

LOMA PRIETA CHAPTER

SAN MATEO, SANTA CLARA & SAN BENITO COUNTIES

Potable Wastewater Reuse in San Jose Will Provide Multiple Benefits

The Sierra Club supports Valley Water's efforts to expand purification of effluent from the San José-Santa Clara Regional Wastewater Facility for potable reuse to provide a water supply that promotes self-reliance, resiliency, and resource protection. The State of California prioritizes this regional, cost-effective, and environmentally beneficial approach to stretch water supplies. Planning for the future of direct potable reuse will ensure a sustainable, drought-proof supply and reduce reliance on imported water from the San Francisco Bay Delta – which is becoming less reliable with climate change and decreasing Sierra snowpack.

Capacity for Wastewater Reuse

- The County's four regional wastewater treatment facilities process about 140,000 acre-feet per year (AFY) of wastewater, but currently only about 11% of the treated wastewater is reused for non-potable uses such as landscaping.
- Valley Water's near-term goal is to meet 10% of the County's water demands with recycled water by 2025 and provide up to 11,200 AFY for potable reuse by 2028.
- Valley Water's long-term goal is 24,000 AFY of additional reuse by 2040. This could be NPR, IPR, and DPR. This will increase recycled water from six percent of water supply in 2020 to 13 percent in 2040.
- Wastewater processed at the San José-Santa Clara Regional Wastewater Facility has the potential to provide up to 24,000 AFY for potable reuse.
- Silicon Valley Advanced Water Purification Center capacity can increase from 8 to 10 million gallons per day (MGD) without expanding the footprint.
- Valley Water's agreement with Palo Alto/Mountain View commits 9 MGD (10,000 AFY) of treated effluent to a purification facility for potable reuse.
- San Francisco Bay Area has the potential to increase water reuse to 497,000 AFY compared to 49,000 AFY currently reused.

Water Reuse Definitions

"Recycled Water ... generally refers to treated domestic wastewater used more than once before passing back into the natural water cycle."

"Non-potable Reuse (NPR) refers to recycled water that is not used for drinking, but is safe to use for irrigation, industrial uses, or other non-drinking water purposes."

"Potable Reuse refers to recycled water sufficiently purified through advanced treatment to meet or exceed federal and state drinking water standards ..."

"Indirect Potable Reuse (IPR) involves blending purified water with water supply in an environmental system, such as a surface water reservoir or groundwater basin, that acts as [an environmental] buffer for retaining and diluting the reuse supply before treating the blended supply."

"Direct Potable Reuse (DPR) involves the treatment and distribution of purified water using engineering controls, without an environmental buffer, in the form of raw water augmentation or treated water augmentation."

We Ask San Jose and Santa Clara to Work with Valley Water To

- **Initiate robust public involvement.** Develop outreach and communications plans and engage stakeholders and subject matter experts as soon as possible.
- **Consider siting.** Location of water purification facilities near sensitive bayland ecosystems will have impacts on these natural areas, and will be susceptible to sea-level rise.
- **Prioritize the Program Feasibility Study.** Assess the potential for potable and non-potable reuse, as well as onsite and district-scale (decentralized) NPR. Consider reduced influent due to conservation and decentralized NPR, and effluent needed to blend reverse osmosis (RO) concentrate. Evaluate alternative scenarios to inform long-term planning for expansion of potable reuse facilities.
- **Enhance source control programs.** Reduce contaminants of concern flowing into wastewater treatment facilities from industrial and commercial dischargers.
- **Prioritize direct potable reuse.** DPR could reduce costs and minimize environmental impacts due to reduced pipeline length and reduced energy use for pumping compared to IPR through groundwater recharge.
- **Manage RO concentrate.** Use science-based policies and procedures to mitigate potential adverse environmental impacts from disposal of RO concentrate, including ongoing attention to constituents of emerging concern such as PFAS (per- and polyfluoroalkyl substances) and microplastics.
- **Monitor water quality.** Continuously monitor discharges to the environment to ensure mitigation methods are preventing negative water quality impacts. Employ real-time monitoring of DPR supplies to protect public health in case of advanced treatment system failures.

References

1. Sierra Club California, January 13, 2020, *Sierra Club California Comments on Draft Water Resilience Portfolio*, https://www.sierraclub.org/sites/default/files/sce/sierra-club-california/PDFs/SierraClubCA_DraftWaterPortfolioComments.pdf.
2. Santa Clara Valley Water District (SCVWD), *Countywide Water Re-use Master Plan (CoRe Plan)*, June 2021, <https://www.valleywater.org/your-water/recycled-and-purified-water>.
3. SCVWD, *Water Supply Master Plan 2040*, November 2019, <https://www.valleywater.org/your-water/water-supply-planning/water-supply-master-plan>.
4. SCVWD, *Recycled Water Committee Agenda, Regular Meeting, Wednesday, May 24, 2023*, https://s3.us-west-1.amazonaws.com/valleywater.org.us-west-1/s3fs-public/052423%20RWC%20Agenda%20Packet_0.pdf.
5. Santa Clara County Medical Association, *The Bulletin*, Vol. 29, No.2, Second Quarter 2022, https://issuu.com/18621/docs/q2_2022.
6. SCVWD, *Recycled Water Committee Meeting Minutes, Regular Meeting, Wednesday, May 24, 2023*, <https://s3.us-west-1.amazonaws.com/valleywater.org.us-west-1/s3fs-public/0000%20052423%20RWC%20Approved%20Minutes.pdf>.
7. Pacific Institute, *The Untapped Potential of California's Urban Water Supply: Water Efficiency, Water Reuse, and Stormwater Capture*, April 2022, <https://pacinst.org/publication/california-urban-water-supply-potential-2022>.


Michele King

From: Laura Tognoli <[REDACTED]>
Sent: Friday, August 11, 2023 2:01 PM
To: district6@sanjoseca.gov; Board of Directors; Barbara Keegan; homelessconcerns@sanjoseca.gov
Subject: Re: Encampment on Los Gatos Creek Trail between Leigh and Bascom

Follow Up Flag: Follow up
Flag Status: Flagged

*** This email originated from outside of Valley Water. Do not click links or open attachments unless you recognize the sender and know the content is safe. ***

 [PXL_20230811_193100260.jpg](#) 

 [PXL_20230811_193105127.jpg](#) 



 [PXL_20230811_193120981.jpg](#) 

 [PXL_20230811_193122323.jpg](#) 



 [PXL_20230811_193124387.jpg](#) 

 [PXL_20230811_193126225.jpg](#) 

 [PXL_20230811_193146901.jpg](#) 

 [PXL_20230811_193149154.jpg](#) 

 [PXL_20230811_193211555.jpg](#) 

 [PXL_20230811_193237669.jpg](#) 

 [PXL_20230811_193246401.jpg](#) 

 [PXL_20230811_193256715.jpg](#) 

 [PXL_20230811_193301278.jpg](#) 

 [PXL_20230811_193308276.jpg](#) 



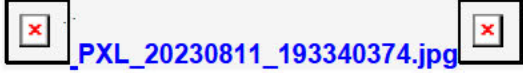
[PXL_20230811_193310775.jpg](#)



[PXL_20230811_193312991.jpg](#)



[PXL_20230811_193336727.jpg](#)



[PXL_20230811_193340374.jpg](#)



[PXL_20230811_193356584.jpg](#)



[PXL_20230811_193403168.jpg](#)



[PXL_20230811_193412422.jpg](#)



[PXL_20230811_193432737.jpg](#)



Back in July 2022, I reported an encampment being built on the Los Gatos Creek (near the Hamilton Place Cottages between Bascom and Leigh). This location is 100 yards from my house. This SAME structure has now grown.

Because the location is down a steep ravine, not many people know about it, except the folks in my neighborhood. We smell the smoke, we hear the building, we see them hauling tools/supplies back/forth down the easement (co-owned by our HOA and San Jose), we get to say hello to these folks when they come home from work (the other day carrying a pickaxe and riding a skateboard), etc.

The pictures were taken by a SJ Police Sergeant who was on the Los Gatos Creek Trail, arresting someone (not sure why). Ironically, I asked him to escort me to the encampment so I could take pictures. He said no, it was too dangerous. He instead took my phone and took the pictures. Did I mention this is 100 feet from my house?

This person has been enjoying beach front property for over a year. Actually it has been longer, but his first structure got torn down.

HELP US!!!

Laura Tognoli

On Wed, Jul 6, 2022 at 8:00 PM Laura Tognoli <[REDACTED]> wrote:

To Whom It May Concern,

The homeless encampment along the Los Gatos Creek Trail, between Leigh and Bascom, in San Jose is growing every day. Two days ago someone in a black pick up truck brought a flatbed trailer to the trail easement on Hamilton Place Circle and unloaded supplies to build a new structure along the creek (tools, boards, plywood, corrugated roofing, welder, rebar). The supplies are then transported down the easement to the trail via a large gray cart in the middle of the night. This is a weekly occurrence.

As you already know, these encampments are a huge liability as they are made of wood and present a fire hazard. In the past two years there have been numerous fires started along the creek, in very dry brush, and MY HOUSE is about 150 feet away. Whenever a neighbor smells smoke, word gets out via Whatsapp and


everyone gets on alert. The concern is becoming exhausting to be honest. There are hundreds of residents living within 500 feet of this dangerous situation and it continues to regenerate after each creek clean up.

The fire risk is just one of the dangers. At least half of the Hamilton Place Cottage residences have experienced some kind of vandalism, car break in, home break in, unwanted visitors ringing their door bells and most recently homeless defecating on our driveways, all caught on video over the last 2 years.

Every one of these [Valley Water Creek Best Practices](#) rules are being violated. No more excuses. Schedule an abatement ASAP and enforce the water district's legal obligation to protect Los Gatos Creek. .PLEASE!!









Laura













































Michele King

From: Laura Tognoli <[REDACTED]>
Sent: Saturday, August 12, 2023 9:00 AM
To: District 6; Board of Directors; Barbara Keegan; HomelessConcerns; Diana
Subject: Re: Encampment on Los Gatos Creek Trail between Leigh and Bascom
Attachments: WhatsApp Image 2022-07-04 at 6.40.24 AM.jpeg; WhatsApp Image 2022-07-04 at 6.47.19 AM.jpeg; WhatsApp Image 2022-07-04 at 6.47.34 AM.jpeg; WhatsApp Image 2022-07-04 at 7.16.52 AM.jpeg; WhatsApp Image 2022-07-05 at 9.16.27 AM.jpeg; VID-20230812-WA0000.mp4

Follow Up Flag: Follow up
Flag Status: Flagged

*** This email originated from outside of Valley Water. Do not click links or open attachments unless you recognize the sender and know the content is safe. ***

UPDATE: Early this morning we had a very large fire at an encampment between the creek and the trail, 75 yards from my development near Wente Place, San Jose (about 500 yds from me). For frame of reference, we are sandwiched between the trail and eBay, and there are no fences. This fire was a different individual from my previous email but both are very close. This person was arrested the day before (not sure why) and then released. Please see video attached of the fire, taken by my neighbor early this morning. I hope you can see why we live in a heightened state of alert all the time.

Again, please help us. Let's not wait until we have another situation like the Paradise fire. These folks need to be removed permanently from the creek. There is no way to monitor the continual risks they present. No way! They are hidden from sight. They can do whatever they want. This has been going on for 2 years now. ENOUGH!

Please keep me updated on your plans to resolve this.

Laura Tognoli
[REDACTED]
Hamilton Place Cottages

On Fri, Aug 11, 2023, 3:00 PM District 6 <district6@sanjoseca.gov> wrote:

Laura, thank you for your message. I've added Diana Alanis, our Community Relations Director, to this message.

She will reach out to update on actions we and the City are taking.

Nichole

From: Laura Tognoli <[REDACTED]>
Sent: Friday, August 11, 2023 2:00 PM
To: District 6 <district6@sanjoseca.gov>; board@valleywater.org <board@valleywater.org>; bkeegan@valleywater.org

<bkeegan@valleywater.org>; HomelessConcerns <homelessconcerns@sanjoseca.gov>

Subject: Re: Encampment on Los Gatos Creek Trail between Leigh and Bascom

Some people who received this message don't often get email from [REDACTED] [Learn why this is important](#)

[External Email]



[PXL_20230811_193100260.jpg](#)



[PXL_20230811_193105127.jpg](#)



[PXL_20230811_193120981.jpg](#)



[PXL_20230811_193122323.jpg](#)



[PXL_20230811_193124387.jpg](#)



[PXL_20230811_193126225.jpg](#)



[PXL_20230811_193146901.jpg](#)



[PXL_20230811_193149154.jpg](#)



[PXL_20230811_193211555.jpg](#)



[PXL_20230811_193237669.jpg](#)



[PXL_20230811_193246401.jpg](#)



[PXL_20230811_193256715.jpg](#)



[PXL_20230811_193301278.jpg](#)



[PXL_20230811_193308276.jpg](#)



[PXL_20230811_193310775.jpg](#)



[PXL_20230811_193312991.jpg](#)



[PXL_20230811_193336727.jpg](#)



[PXL_20230811_193340374.jpg](#)



[PXL_20230811_193356584.jpg](#)



[PXL_20230811_193403168.jpg](#)



[PXL_20230811_193412422.jpg](#)



[PXL_20230811_193432737.jpg](#)

Back in July 2022, I reported an encampment being built on the Los Gatos Creek (near the Hamilton Place Cottages between Bascom and Leigh). This location is 100 yards from my house. This SAME structure has now grown.

Because the location is down a steep ravine, not many people know about it, except the folks in my neighborhood. We smell the smoke, we hear the building, we see them hauling tools/supplies back/forth down the easement (co-owned by our HOA and San Jose), we get to say hello to these folks when they come home from work (the other day carrying a pickaxe and riding a skateboard), etc.

The pictures were taken by a SJ Police Sergeant who was on the Los Gatos Creek Trail, arresting someone (not sure why). Ironically, I asked him to escort me to the encampment so I could take pictures. He said no, it was too dangerous. He instead took my phone and took the pictures. Did I mention this is 100 feet from my house?

This person has been enjoying beach front property for over a year. Actually it has been longer, but his first structure got torn down.

HELP US!!!

Laura Tognoli

On Wed, Jul 6, 2022 at 8:00 PM Laura Tognoli <[REDACTED]> wrote:
To Whom It May Concern,

The homeless encampment along the Los Gatos Creek Trail, between Leigh and Bascom, in San Jose is growing every day. Two days ago someone in a black pick up truck brought a flatbed trailer to the trail easement on Hamilton Place Circle and unloaded supplies to build a new structure along the creek (tools, boards, plywood, corrugated roofing, welder, rebar). The supplies are then transported down the easement to the trail via a large gray cart in the middle of the night. This is a weekly occurrence.

As you already know, these encampments are a huge liability as they are made of wood and present a fire hazard. In the past two years there have been numerous fires started along the creek, in very dry brush, and MY HOUSE is about 150 feet away. Whenever a neighbor smells smoke, word gets out via Whatsapp and everyone gets on alert. The concern is becoming exhausting to be honest. There are hundreds of residents living within 500 feet of this dangerous situation and it continues to regenerate after each creek clean up.

The fire risk is just one of the dangers. At least half of the Hamilton Place Cottage residences have experienced some kind of vandalism, car break in, home break in, unwanted visitors ringing their door bells and most recently homeless defecating on our driveways, all caught on video over the last 2 years.

Michele King

From: Bill Cowden <[REDACTED]>
Sent: Saturday, August 12, 2023 9:39 AM
To: Laura Tognoli; local@bayareanewsgroup.com; BreakingNews@kron4.com; kpixnewsassign.editors@cbs.com; KGO-TV.Programming@abc.com
Cc: District 6; Board of Directors; Barbara Keegan; HomelessConcerns; Diana
Subject: Re: Encampment on Los Gatos Creek Trail between Leigh and Bascom

Follow Up Flag: Follow up
Flag Status: Flagged

*** This email originated from outside of Valley Water. Do not click links or open attachments unless you recognize the sender and know the content is safe. ***

Adding KPIX and KGO for their consideration.
--Bill

On Sat, Aug 12, 2023 at 9:27 AM Bill Cowden <[REDACTED]> wrote:
Adding KRON4 to see if this is worthy of their consideration.
--Bill

On Sat, Aug 12, 2023 at 9:26 AM Bill Cowden <[REDACTED]> wrote:
Adding the SJ Mercury News to see if this is worthy of their consideration.
--Bill

On Sat, Aug 12, 2023 at 9:16 AM Bill Cowden <[REDACTED]> wrote:
Here's a link containing 2 videos of this morning's encampment
fire: <https://drive.google.com/drive/folders/1hjQmDaEhc-pYbdW-vCsS1RUIWKjk8TE?usp=sharing>

When do our tax dollars actually kick in and get something done for the taxpayer? Like clearing and cleaning these encampments, creating dedicated homeless camps that can be maintained, managed and keep the homeless off public property and neighborhoods?

For those elected and appointed officials who are part of SJ's government, you are creating a new "Portland" with your inaction.
--Bill Cowden
[REDACTED]

On Sat, Aug 12, 2023 at 9:00 AM Laura Tognoli <[REDACTED]> wrote:
UPDATE: Early this morning we had a very large fire at an encampment between the creek and the trail, 75 yards from my development near Wente Place, San Jose (about 500 yds from me). For frame of reference, we are sandwiched between the trail and eBay, and there are no fences. This fire was a different individual from my previous email but both are very close. This person was arrested the day before (not sure why) and then released. Please see video attached of the fire, taken by my neighbor early this morning. I hope you can see why we live in a heightened state of alert all the time.

Again, please help us. Let's not wait until we have another situation like the Paradise fire. These folks need to be removed permanently from the creek. There is no way to monitor the continual risks they present. No way! They are hidden from sight. They can do whatever they want. This has been going on for 2 years now. ENOUGH!

Please keep me updated on your plans to resolve this.

Laura Tognoli



Hamilton Place Cottages

On Fri, Aug 11, 2023, 3:00 PM District 6 <district6@sanjoseca.gov> wrote:

Laura, thank you for your message. I've added Diana Alanis, our Community Relations Director, to this message.

She will reach out to update on actions we and the City are taking.


Nichole

From: Laura Tognoli < >

Sent: Friday, August 11, 2023 2:00 PM

To: District 6 <district6@sanjoseca.gov>; board@valleywater.org <board@valleywater.org>;
bkeegan@valleywater.org <bkeegan@valleywater.org>; HomelessConcerns <homelessconcerns@sanjoseca.gov>

Subject: Re: Encampment on Los Gatos Creek Trail between Leigh and Bascom

Some people who received this message don't often get email from  . [Learn why this is important](#)

[External Email]



[_PXL_20230811_193100260.jpg](#)



[_PXL_20230811_193105127.jpg](#)



[_PXL_20230811_193120981.jpg](#)



[_PXL_20230811_193122323.jpg](#)



[_PXL_20230811_193124387.jpg](#)



[_PXL_20230811_193126225.jpg](#)

 [_PXL_20230811_193146901.jpg](#)

 [_PXL_20230811_193149154.jpg](#)

 [PXL_20230811_193211555.jpg](#)

 [PXL_20230811_193237669.jpg](#)

 [PXL_20230811_193246401.jpg](#)

 [_PXL_20230811_193256715.jpg](#)

 [PXL_20230811_193301278.jpg](#)

 [PXL_20230811_193308276.jpg](#)

 [_PXL_20230811_193310775.jpg](#)

 [PXL_20230811_193312991.jpg](#)

 [PXL_20230811_193336727.jpg](#)

 [_PXL_20230811_193340374.jpg](#)

 [PXL_20230811_193356584.jpg](#)

 [_PXL_20230811_193403168.jpg](#)

 [_PXL_20230811_193412422.jpg](#)

 [PXL_20230811_193432737.jpg](#)

Back in July 2022, I reported an encampment being built on the Los Gatos Creek (near the Hamilton Place Cottages between Bascom and Leigh). This location is 100 yards from my house. This SAME structure has now grown.

Because the location is down a steep ravine, not many people know about it, except the folks in my neighborhood. We smell the smoke, we hear the building, we see them hauling tools/supplies back/forth down the easement (co-owned by our HOA and San Jose), we get to say hello to these folks when they come home from work (the other day carrying a pickaxe and riding a skateboard), etc.

The pictures were taken by a SJ Police Sergeant who was on the Los Gatos Creek Trail, arresting someone (not sure why). Ironically, I asked him to escort me to the encampment so I could take pictures.

He said no, it was too dangerous. He instead took my phone and took the pictures. Did I mention this is 100 feet from my house?

This person has been enjoying beach front property for over a year. Actually it has been longer, but his first structure got torn down.

HELP US!!!

Laura Tognoli

On Wed, Jul 6, 2022 at 8:00 PM Laura Tognoli <[REDACTED]> wrote:

To Whom It May Concern,

The homeless encampment along the Los Gatos Creek Trail, between Leigh and Bascom, in San Jose is growing every day. Two days ago someone in a black pick up truck brought a flatbed trailer to the trail easement on Hamilton Place Circle and unloaded supplies to build a new structure along the creek (tools, boards, plywood, corrugated roofing, welder, rebar). The supplies are then transported down the easement to the trail via a large gray cart in the middle of the night. This is a weekly occurrence.

As you already know, these encampments are a huge liability as they are made of wood and present a fire hazard. In the past two years there have been numerous fires started along the creek, in very dry brush, and MY HOUSE is about 150 feet away. Whenever a neighbor smells smoke, word gets out via Whatsapp and everyone gets on alert. The concern is becoming exhausting to be honest. There are hundreds of residents living within 500 feet of this dangerous situation and it continues to regenerate after each creek clean up.

The fire risk is just one of the dangers. At least half of the Hamilton Place Cottage residences have experienced some kind of vandalism, car break in, home break in, unwanted visitors ringing their door bells and most recently homeless defecating on our driveways, all caught on video over the last 2 years.

Every one of these [Valley Water Creek Best Practices](#) rules are being violated. No more excuses. Schedule an abatement ASAP and enforce the water district's legal obligation to protect Los Gatos Creek. .PLEASE!!

Laura

This message is from outside the City email system. Do not open links or attachments from untrusted sources.

Michele King

From: K Bassi [REDACTED] >
Sent: Saturday, August 12, 2023 1:56 PM
To: District 6; Board of Directors; Barbara Keegan; HomelessConcerns; Diana; Laura Tognoli
Subject: Re: Encampment on Los Gatos Creek Trail between Leigh and Bascom
Attachments: Encampment at Weibel_1.jpg; Encampment at Weibel_2.jpg; Encampment at Weibel_3.jpg; Encampment at Weibel_4.jpg; Encampment at Weibel_5.jpg; Encampment_DeLoach.jpg; Stairs down to creek structure.jpg; Structure on Creek at Weibel_1.jpg

Follow Up Flag: Follow up
Flag Status: Flagged

*** This email originated from outside of Valley Water. Do not click links or open attachments unless you recognize the sender and know the content is safe. ***

I will add to Laura's emails -- I too live in the Hamilton Cottages and walk my dog on the trail everyday and it is infuriating to see the encampments and all the garbage as well as smell the smoke from campfires and urine. Many of the encampments are very hidden but there are quite a few that have popped up onto the trail since the rains. I have attached photos of the encampments up on the path from DeLoach to Leigh as well as a hidden encampment on the creek across from Weibel that has built a platform and framed a structure.

The city, the water district, the homeless organizations all need to work together and get rid of this problem. Get it together folks and do something!

Kathe Bassi
[REDACTED]

On Saturday, August 12, 2023 at 09:00:30 AM PDT, Laura Tognoli <[REDACTED]> wrote:

UPDATE: Early this morning we had a very large fire at an encampment between the creek and the trail, 75 yards from my development near Wente Place, San Jose (about 500 yds from me). For frame of reference, we are sandwiched between the trail and eBay, and there are no fences. This fire was a different individual from my previous email but both are very close. This person was arrested the day before (not sure why) and then released. Please see video attached of the fire, taken by my neighbor early this morning. I hope you can see why we live in a heightened state of alert all the time.

Again, please help us. Let's not wait until we have another situation like the Paradise fire. These folks need to be removed permanently from the creek. There is no way to monitor the continual risks they present. No way! They are hidden from sight. They can do whatever they want. This has been going on for 2 years now. ENOUGH!

Please keep me updated on your plans to resolve this.

Laura Tognoli
[REDACTED]
Hamilton Place Cottages

On Fri, Aug 11, 2023, 3:00 PM District 6 <district6@sanjoseca.gov> wrote:
Laura, thank you for your message. I've added Diana Alanis, our Community Relations Director, to this message.

She will reach out to update on actions we and the City are taking.

Nichole

From: Laura Tognoli <[REDACTED]>

Sent: Friday, August 11, 2023 2:00 PM

To: District 6 <district6@sanjoseca.gov>; board@valleywater.org <board@valleywater.org>; bkeegan@valleywater.org <bkeegan@valleywater.org>; HomelessConcerns <homelessconcerns@sanjoseca.gov>

Subject: Re: Encampment on Los Gatos Creek Trail between Leigh and Bascom

Some people who received this message don't often get email from [REDACTED]. [Learn why this is important](#)

[External Email]



[PXL_20230811_193100260.jpg](#)



[PXL_20230811_193105127.jpg](#)



[PXL_20230811_193120981.jpg](#)



[PXL_20230811_193122323.jpg](#)



[PXL_20230811_193124387.jpg](#)



[PXL_20230811_193126225.jpg](#)



[PXL_20230811_193146901.jpg](#)



[PXL_20230811_193149154.jpg](#)



[PXL_20230811_193211555.jpg](#)



[PXL_20230811_193237669.jpg](#)



[PXL_20230811_193246401.jpg](#)



[PXL_20230811_193256715.jpg](#)



[PXL_20230811_193301278.jpg](#)



[PXL_20230811_193308276.jpg](#)



[PXL_20230811_193310775.jpg](#)



[PXL_20230811_193312991.jpg](#)



[PXL_20230811_193336727.jpg](#)



[PXL_20230811_193340374.jpg](#)



[PXL_20230811_193356584.jpg](#)



[PXL_20230811_193403168.jpg](#)



[PXL_20230811_193412422.jpg](#)



[PXL_20230811_193432737.jpg](#)

Back in July 2022, I reported an encampment being built on the Los Gatos Creek (near the Hamilton Place Cottages between Bascom and Leigh). This location is 100 yards from my house. This SAME structure has now grown.

Because the location is down a steep ravine, not many people know about it, except the folks in my neighborhood. We smell the smoke, we hear the building, we see them hauling tools/supplies back/forth down the easement (co-owned by our HOA and San Jose), we get to say hello to these folks when they come home from work (the other day carrying a pickaxe and riding a skateboard), etc.

The pictures were taken by a SJ Police Sergeant who was on the Los Gatos Creek Trail, arresting someone (not sure why). Ironically, I asked him to escort me to the encampment so I could take pictures. He said no, it was too dangerous. He instead took my phone and took the pictures. Did I mention this is 100 feet from my house?

This person has been enjoying beach front property for over a year. Actually it has been longer, but his first structure got torn down.

HELP US!!!

Laura Tognoli

On Wed, Jul 6, 2022 at 8:00 PM Laura Tognoli <[REDACTED]> wrote:
To Whom It May Concern,

The homeless encampment along the Los Gatos Creek Trail, between Leigh and Bascom, in San Jose is growing every day. Two days ago someone in a black pick up truck brought a flatbed trailer to the trail easement on Hamilton Place Circle and unloaded supplies to build a new structure along the creek (tools, boards, plywood, corrugated roofing, welder, rebar). The supplies are then transported down the easement to the trail via a large gray cart in the middle of the night. This is a weekly occurrence.

As you already know, these encampments are a huge liability as they are made of wood and present a fire hazard. In the past two years there have been numerous fires started along the creek, in very dry brush, and MY HOUSE is about

150 feet away. Whenever a neighbor smells smoke, word gets out via Whatsapp and everyone gets on alert. The concern is becoming exhausting to be honest. There are hundreds of residents living within 500 feet of this dangerous situation and it continues to regenerate after each creek clean up.

The fire risk is just one of the dangers. At least half of the Hamilton Place Cottage residences have experienced some kind of vandalism, car break in, home break in, unwanted visitors ringing their door bells and most recently homeless defecating on our driveways, all caught on video over the last 2 years.

Every one of these [Valley Water Creek Best Practices](#) rules are being violated. No more excuses. Schedule an abatement ASAP and enforce the water district's legal obligation to protect Los Gatos Creek. .PLEASE!!

Laura

This message is from outside the City email system. Do not open links or attachments from untrusted sources.

















Michele King

From: Barbara Keegan
Sent: Saturday, August 12, 2023 3:11 PM
To: K Bassi; Laura Tognoli; Diana
Cc: District 6; Board of Directors; HomelessConcerns; Board Correspondence
Subject: Encampment Concerns on Los Gatos Creek Trail between Leigh and Bascom

Follow Up Flag: Follow up
Flag Status: Flagged

Thank you all for contacting me. I have requested Valley Water Staff to respond to your concerns. For your information we have an application for reporting issues and questions. The link is here:

Home
access.valleywater.org



It is a fast and convenient way to contact us.

In the meantime please contact the police or fire departments if you notice illegal or dangerous activity. They are the ones who are able to address public safety issues.

I share your concerns regarding fire safety and thank you again for contacting us.

Best regards,

Director Barbara Keegan

Sent from my iPhone

On Aug 12, 2023, at 1:56 PM, K Bassi <kbassi2000@yahoo.com> wrote:

*** This email originated from outside of Valley Water. Do not click links or open attachments unless you recognize the sender and know the content is safe. ***

I will add to Laura's emails -- I too live in the Hamilton Cottages and walk my dog on the trail everyday and it is infuriating to see the encampments and all the garbage as well as smell the smoke from campfires and urine. Many of the encampments are very hidden but there are quite a few that have popped up onto the trail since the rains. I have attached photos of the encampments up on the path from DeLoach to Leigh as well as a hidden encampment on the creek across from Weibel that has built a platform and framed a structure.

The city, the water district, the homeless organizations all need to work together and get rid of this problem. Get it together folks and do something!

Kathe Bassi



On Saturday, August 12, 2023 at 09:00:30 AM PDT, Laura Tognoli <[REDACTED]> wrote:

UPDATE: Early this morning we had a very large fire at an encampment between the creek and the trail, 75 yards from my development near Wentle Place, San Jose (about 500 yds from me). For frame of reference, we are sandwiched between the trail and eBay, and there are no fences. This fire was a different individual from my previous email but both are very close. This person was arrested the day

Michele King

From: Aja Yee <aja@keepcoyotecreekbeautiful.org>
Sent: Tuesday, August 15, 2023 4:38 PM
To: Board of Directors; Linh Hoang; Meghan Azralon; tonye@legalaidsociety.org
Subject: SEPTEMBER - Creek and Trail Cleanups with KCCB
Attachments: 230923-Cleanup-Flyer.jpg; 230923-Cleanup-IG Post.jpg; 230917-Cleanup-Flyer.jpg; 230917-Cleanup-IG Post.jpg; 230912-Cleanup-Flyer.jpg; 230912-Cleanup-IG Post.jpg; 230911-Cleanup-FB Post.jpg; 230911-Cleanup-Flyer.jpg

Follow Up Flag: Follow up
Flag Status: Flagged

*** This email originated from outside of Valley Water. Do not click links or open attachments unless you recognize the sender and know the content is safe. ***

Hello,

Keep Coyote Creek Beautiful is having FOUR creek and trail cleanups in September! Please see the information below to share with your constituents. We look forward to seeing new faces from your council districts.

Thanks!

National Day of Service Cleanup - Creek and Trail Cleanup

Location: Selma Olinder Park, 1132 Woodborough Dr, San Jose, CA 95116

Mon Sept 11

9AM to 12PM

Help cleanup the Coyote Creek and Trail and Selma Olinder Park for National Service Day and Remembrance!

Spend a few hours volunteering to help Keep Coyote Creek Beautiful and the City of San Jose work together to beautify Coyote Creek and Selma Olinder Park through a community cleanup. Meet new people; improve a neighborhood park; build community around a shared sense of service.

Free litter kits!

Community service hours available.

Groups Welcome

In partnership with City of San Jose - Parks, Recreation and Neighborhood Services and Trails Program

RSVP: <https://230911-cleanup.eventbrite.com/?aff=vw>

Trashy Tuesdays Cleanup!

Location: Provided upon registration

Tue Sept 12th

5PM to 7PM

Come join us for Trashy Tuesdays 5-7pm once a Month for a fun Creek and Trail Cleanup!

Spend a few hours and help us work together for a healthy creek while we beautify the Coyote Creek trail and the creek through a community cleanup.

Free litter kits!

Community service hours available.

Groups Welcome

RSVP: <https://230912-cleanup.eventbrite.com/?aff=vw>

3...2...1...Cleanup!! - Creek and Trail Cleanup

Location: Provided upon registration

Sun Sept 17

9AM to 12PM

Help cleanup the Coyote Creek and Trail for Bird Health Awareness Week!

Help us beautify Coyote Creek and surrounding trails through a community cleanup. Meet new people; improve a neighborhood park; build community around a shared sense of service. The birds will thank you!

Free litter kits!

Community service hours available.

Groups Welcome

RSVP: <https://230917-cleanup.eventbrite.com/?aff=vw>

Coastal Cleanup Day! - Creek and Trail Cleanup

Location: Olinder Dog Park, 1202 Woodborough Dr, San Jose, CA 95116

Sat Sept 23

9AM to 12PM

Help cleanup the Coyote Creek and Trail for Coastal Cleanup Day!

Help Keep Coyote Creek Beautiful beautify the Coyote Creek trail and the creek through a community cleanup. Meet new people; improve a neighborhood park; build community around a shared sense of service.

Free litter kits!

Community service hours available.

Groups Welcome

RSVP: <https://230923-cleanup.eventbrite.com/?aff=vw>

Aja Yee

Event Coordinator

Keep Coyote Creek Beautiful



www.keepcoyotecreekbeautiful.org



KEEP
COYOTE
CREEK
BEAUTIFUL

COYOTE CREEK CLEANUP

SEPTEMBER 11: 9AM-12PM



SELMA OLINDER PARK
1132 WOODBOROUGH DR, SAN JOSE, CA 95116

Coyote Creek & Olinder Park Cleanup

*National Day
Of Service*



9am-12pm
September 11th

RSVP
AT



WWW.KEEPCOYOTECREEKBEAUTIFUL.ORG

CLEANUP LOCATION PROVIDED UPON REGISTRATION



TRASHY TUESDAYS!!



RSVP
AT

KEEP COYOTE CREEK BEAUTIFUL

WWW.KEEPCOYOTECREEKBEAUTIFUL.ORG



A group of volunteers wearing bright yellow vests with "VOLUNTEER" and "Anti-Graffiti & Anti-Litter Program" printed on the back are working together to remove a large, rusted metal structure from a creek. They are using long-handled tools. The scene is outdoors with tall grass and trees in the background.

Trashy Tuesdays!! COYOTE CREEK CLEANUP

SEPT 12: 5PM-7PM

KEEP
COYOTE
CREEK
BEAUTIFUL



3...2...1...
Cleanup!!

9:00AM - 12:00PM
SEPTEMBER 17, 2023
COYOTE CREEK & TRAIL CLEANUP

CLEANUP LOCATION PROVIDED UPON REGISTRATION

RSVP
AT  KEEP COYOTE CREEK BEAUTIFUL
WWW.KEEPCOYOTECREEKBEAUTIFUL.ORG





COYOTE CREEK CLEANUP

SEPTEMBER 17: 9-12PM

KEEP
COYOTE
CREEK
BEAUTIFUL

CLEANUP LOCATION PROVIDED UPON REGISTRATION

Coastal Cleanup Day!

Coyote Creek & Trail Cleanup
September 23rd | 9AM-12PM

RSVP
AT

 KEEP COYOTE CREEK BEAUTIFUL

WWW.KEEPCOYOTECREEKBEAUTIFUL.ORG



Coastal Cleanup

COYOTE CREEK CLEANUP

SEPTEMBER 23: 9-12PM

KEEP
COYOTE
CREEK
BEAUTIFUL

Michele King

Subject: FW: Water Conservation Conundrum

From: [Shirley Higdon](#)
Sent: Tuesday, August 15, 2023 12:58 PM
To: [John Varela](#)
Subject: Water Conservation Conundrum

*** This email originated from outside of Valley Water. Do not click links or open attachments unless you recognize the sender and know the content is safe. ***

Dear John,

As you are involved in water conservation, I wondered if you are aware of this situation?

The company I hired to clean and maintain my pool on a weekly basis quit removing the cover from my 20' by 40' in-ground saltwater pool. They did remove and replace the cover last year and it has been an ongoing issue all summer.

If I leave it uncovered, it loses approximately 1200 gallons of water per week during the hot summer months. When I fill the pool weekly, I get email from the city water department.

I asked Leslie Pools for a reference for a pool maintenance company and was told that most of the companies will not remove or replace pool covers due to a potential liability, such as having to replace a cover if it is torn or becomes worn.

I understand there is a requirement for new in-ground pools to have pool covers (but not for them to be used).

I am looking for a solution because I am not able to roll the pool cover back and forth by myself and to impose on family or neighbors for help is out of the question.

Thank you for your consideration on this issue.

Shirley Higdon, [REDACTED]

home: [REDACTED] mobile [REDACTED]

OUTGOING BOARD CORRESPONDENCE

BOARD OF DIRECTORS

John L. Varela / Chair (District 1)

Barbara F. Keegan / Vice Chair (District 2)

Richard P. Santos (District 3)

Jim Beall (District 4)

Nai Hsueh (District 5)

Tony Estremera (District 6)

Rebecca Eisenberg (District 7)

CHIEF EXECUTIVE OFFICER

Rick L. Callender, Esq.

CLERK OF THE BOARD

Michele L. King, CMC

August 10, 2023

Allie Hussein Saad, Ph.D.


Subject: Retrofit Project of Anderson Lake Dam

Dear Mr. Saad:

We appreciate your in-depth analysis of the publicly available materials for the Anderson Dam Seismic Retrofit Project and the effect of lake filling on seismicity. While several of the conclusions you reach are striking, they are not supported by the analysis conducted by the designer of record and several independent technical oversight consultants. In addition, the Federal and State dam safety regulators with oversight authority over the project have mandated the current course of action to maximize public safety. We understand your frustrations with the current projected duration and cost of the project, and we continue to explore options to minimize both aspects.

Sincerely,

John L. Varela
Chair, Board of Directors

C-23-0195

mk:cg
0810a-l