



SANTA CLARA VALLEY WATER DISTRICT

NON-AGENDA

May 20, 2022

Board Policy EL-7 Communication and Support to the Board
The BAOs shall inform and support the Board in its work.

Page		<u>CEO BULLETIN & NEWSLETTERS</u>
3		CEO Bulletin: Weeks of May 6 – May 19, 2022
		<u>BOARD MEMBER REQUESTS & INFORMATIONAL ITEMS</u>
6		BMR/IBMR Weekly Reports: 05/19/22
7		Memo from Darin Taylor, CFO, to the Board of Directors, dated 05/16/22, regarding Summary of Monthly Report of Investments, April 2022.
		<u>INCOMING BOARD CORRESPONDENCE</u>
25		Board Correspondence Weekly Report: 05/19/22
26		Email from Robin Roberts, to the Board of Directors, dated 05/12/22, regarding Drought Relief (C-22-0082).
27		Email from Robert Burns, to the Board of Directors, dated 05/10/22, regarding Water Usage (C-22-0081).
28		Letter from Molly Culton, Sierra Club California, to the Board of Directors, dated 05/12/22, regarding BAWSCA's lawsuit over the Bay Delta Water Quality Control Plan (C-22-0083).
33		Email from Ed Tefankjian, to the Board of Directors, dated 05/13/22, regarding Water Conservation (C-22-0084).
34		Email from Bob Rosenberg, to the Board of Directors, dated 05/13/22, regarding the Election (C-22-0085).
35		Email from Kenneth Colson, to the Board of Directors, dated 05/13/22, regarding the Election (C-22-0086).
		<u>OUTGOING BOARD CORRESPONDENCE</u>
37		Email from Director Keegan, to Mohamed Abousalem, dated 05/17/22, regarding Encampments on Los Gatos Creek (C-22-0079).

Board correspondence has been removed from the online posting of the Non-Agenda to protect personal contact information. Lengthy reports/attachments may also be removed due to file size limitations. Copies of board correspondence and/or reports/attachments are available by submitting a public records request to publicrecords@valleywater.org.

CEO BULLETIN

CEO BULLETIN



To: Board of Directors
From: Rick L. Callender, CEO

Weeks of May 6 – May 19, 2022

Board Executive Limitation Policy EL-7:

The Board Appointed Officers shall inform and support the Board in its work. Further, a BAO shall 1) inform the Board of relevant trends, anticipated adverse media coverage, or material external and internal changes, particularly changes in the assumptions upon which any Board policy has previously been established and 2) report in a timely manner an actual or anticipated noncompliance with any policy of the Board.

Item	IN THIS ISSUE
<u>1</u>	2022 Dams Sector Information Sharing Drill
<u>2</u>	<u>Keegan</u> Provide information on the last two years of polling, what we polled for, and what the costs were for those polls. R-22-0003
<u>3</u>	<u>Varela</u> Staff is asked to provide a response to Mr. Peter Drekmeier's 4/12 public comment regarding "participating in a shared water purchase savings program". R-22-0004

1. 2022 Dams Sector Information Sharing Drill

On May 3-4, 2022, Valley Water participated in the 2022 Dam Sector Information Sharing Drill, which is a two-day dam security exercise hosted by the U.S. Department of Homeland Security's Cybersecurity and Infrastructure Security Agency (CISA). The purpose of the drill was to utilize this training opportunity to validate effectiveness of emergency plans and procedures. The exercise goals focused on information sharing, communication, and security response which yielded the benefit of identifying opportunities for enhanced stakeholder collaboration. The exercise scenario was based on the idea of a terrorist threat targeting dams. Nationwide participation in this drill included over 300 members from 142 private sector and government agencies largely reflecting the dam sector.

Valley Water's virtual participation was comprised of the Dam Safety Unit, Information Technology, Office of Emergency Services, and the Security Office. This drill allowed Valley Water to validate existing security plans and emergency procedures. This event also demonstrates Valley Water's ongoing partnership with the Department of Homeland Security and the sharing of best practices with other agencies within the dam sector.

For further information, please contact Alexander Gordon at (408) 630-2637.

2. **Keegan**

Provide information on the last two years of polling, what we polled for, and what the costs were for those polls.

R-22-0003

Information on Polling Conducted April 12, 2020 through April 12, 2022, including Subject, Date, and Cost

Subject	Date	Cost
1. Potable Reuse/Recycled Water Public Opinion	May 2020	\$27,200
2. Public Perception of Valley Water	January 2021	\$27,200
3. Potential Ballot Term Limit Language	February 2021	\$34,600
4. Purified Water Focus Group Messaging	February 2021	\$19,000
5. Water Rate Messaging	March 2021	\$28,400
6. Assessment of Government Relations Efforts	March 2021	\$14,000
7. Flood Awareness	March 2021	\$10,000
8. Potable Reuse/Recycled Water Public Opinion	June 2021	\$28,400
9. Drought Funding Ballot Measure	October 2021	\$34,600
10. Flood Awareness	January 2022	\$15,400
11. Potential Ballot Term Limit Language	February 2022	\$30,275
12. Drought Messaging	March 2022	\$32,600

For further information, please contact Rachael Gibson at (408) 630-2884.

3. **Varela**

Staff is asked to provide a response to Mr. Peter Drekmeier's 4/12 public comment regarding "participating in a shared water purchase savings program".

R-22-0004

At the April 12, 2022 Board of Directors meeting the request to respond to Mr. Drekmeier's public comment regarding "participating in a shared water purchase savings program" was made and Valley Water's response is as follows:

For many years, Valley Water has been securing supplemental water during times of drought through partnerships with water agencies that are able to transfer a portion of their supply. We will continue to explore water conservation options during the drought and will look into the suggestion to pursue a shared savings program with irrigation districts that purchase water through the state and federal water projects in the future. However, agricultural district allocations, like others in the state, have been very low (zero last year) and there may not be much opportunity for transfers through a shared savings program such as this.

While a pressurized irrigation distribution system such as the one implemented in San Joaquin Valley would not be as applicable in Santa Clara County, Valley Water does work closely with our agricultural customers to reduce water use, including through our Mobile Irrigation Lab, agricultural water use baseline study, our Agricultural Water Advisory Committee, and regular meetings with the Farm Bureau.

For further information, please contact Vincent Gin at (408) 630-2633.

BOARD MEMBER REQUESTS and Informational Items

Report Name: Board Member Requests

Request	Request Date	Director	BAO/Chief	Staff	Description	20 Days Due Date	Expected Completion Date	Disposition
R-22-0003	04/12/22	Keegan	Gibson	Rocha	Provide information on the last two years of polling, what we polled for, and what the costs were for those polls.	05/09/22	05/19/2022	05/09/22 CEO Bulletin: Response submitted on the CEO Inbox by Cheryl Togami with attached BMR Response form dated May 9, 2022.
R-22-0004	04/12/22	Varela	Baker	Gin	Staff to respond to Mr. Peter Drekmeier's 4/12/22 public comment regarding participating in a shared water purchase savings program.	05/11/22	05/20/2022	05/10/22 CEO Bulletin: Response form submitted with an email to the CEO Inbox by Emilia Landreth on May 10, 2022.



MEMORANDUM

FC 14 (02-08-19)

TO: Board of Directors

FROM: Darin Taylor,
Chief Financial Officer

SUBJECT: Summary of Monthly Report of Investments,
April 2022

DATE: May 16, 2022

In accordance with the Santa Clara Valley Water District Board (Valley Water) Investment policy, staff provides a detailed investment report to the Board of Directors on a quarterly basis. In addition to the quarterly investment report, Government Code section 53607 requires the Treasurer of the local agency who has been delegated with the authority to invest funds to provide a monthly report of the investment transactions to the legislative body. This report is provided to the Board in compliance with Government Code section 53607 and Executive Limitation-4 Financial Management.

Attached is the report of investments for the month of April 2022. All investments were in compliance with the Investment Policy and performed on par with Valley Water's benchmark yield. The attached report includes a summary of the portfolio holdings, details of each security in the portfolio and an investment activity summary with comparisons to the previous 12 months. The following are highlights of the investment activities for the month:


- The book value of Valley Water's portfolio as of April 30, 2022 was \$696.3 million. This represents an increase of approximately \$4.6 million compared to the book value as of March 31, 2022 due to planned expenditures incurred and receipt of revenue during the month.
- Valley Water's portfolio is invested with a primary goal of safety. To accomplish this goal, we only invest in securities that are permitted by California Government Code and the Board Investment Policy. These securities have high credit ratings and maturities of no more than 5 years. As of April 30, 2022, approximately 67% of the portfolio was held in US Government Treasury/Agency/Municipal Bonds, 29% was held in liquid funds (Local Area Investment Fund, Money Market mutual fund, and short-term deposits), and 4% in supranational/corporate medium-term notes.
- The portfolio had a yield-to-maturity of 1.05% for the month of April 2022. This is 0.58% above Valley Water's benchmark, the 24-month floating average of the 2-year Treasury note, which was 0.47%.
- Valley Water's portfolio is reviewed every month for compliance with the Investment Policy. All investments were in compliance for the reporting period.
- California Government Code requires that a public entity structure its portfolio so that it, at minimum, can meet expenditures for the next six months. The investment portfolio has been structured to ensure that sufficient monies will be available to cover anticipated expenditures in the coming six months.

Community Bank Investments

Pursuant to Board direction and governance policies (Executive Limitation 4.7.7) regarding investments in small local banks and credit unions located within the nine Bay Area counties with total assets at or below \$10 billion ("community banks"), staff has expanded business with community banks, and limited business with large banks, as summarized below:

- Letters of Credit – Technology Credit Union, based in San Jose, provides three separate standby letters of credit totaling \$841,000 to Valley Water to meet the U.S. Army Corp's financial assurance requirements for the operations of Upper Penitencia, Coyote Ridge, and Rancho Cañada de Pala Preserve watershed projects.
- Investments – Valley Water's investment portfolio includes over \$40 million, or 6%, in deposits at community banks.
- Revolving Line of Credit – a syndication of three community banks provides up to \$20 million in loan capacity.
- Underwriting – Eight small investment banks located in California are included in Valley Water's underwriting pool; four of these firms are veteran, minority or women owned.
- Large Bank Limitation - Valley Water only conducts business with large banks with total assets greater than \$10 billion that have satisfactory Environmental, Social and Governance (ESG) ratings provided by an independent professional rating firm.

If you have any questions regarding the Investment Report, please contact Darin Taylor, Chief Financial Officer, at 408-630-3068.

DocuSigned by:
 5/16/2022
9CB8A1450C2B497...

Darin Taylor
Chief Financial Officer

Attachment: Monthly Report of Investments for April 2022



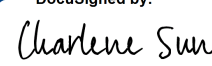
**Santa Clara Valley Water Dist.
Portfolio Management
Portfolio Summary
April 30, 2022**


SANTA CLARA VALLEY WATER
5750 Almaden Expressway
San Jose, San Jose, Ca 951
(408)265-2607

Investments	Par Value	Market Value	Book Value	% of Portfolio	YTM 365 Equiv.	Term	Days to Maturity
Treasury Securities - Coupon	93,000,000.00	88,333,950.00	92,243,453.31	13.25	1.275	1,231	956
Federal Agency Issues - Coupon	306,837,000.00	295,309,082.24	308,140,437.98	44.26	1.219	1,564	914
Negotiable CD's - Interest Bearing	480,000.00	468,963.12	480,000.00	0.07	2.173	1,645	570
LAIF	74,056,327.44	74,056,327.44	74,056,327.44	10.64	0.320	1	1
Medium Term Notes	12,003,000.00	11,866,049.07	11,960,857.19	1.72	2.375	1,548	396
Money Market Account	45,301,750.93	45,301,750.93	45,301,750.93	6.51	0.020	1	1
TimeCD_Deposit Account	85,691,139.80	85,691,139.80	85,691,139.80	12.31	0.431	1	1
Supranational	15,000,000.00	14,270,283.53	15,115,718.51	2.17	1.013	1,663	1,096
Municipal Bonds	63,100,000.00	62,080,278.40	63,278,974.12	9.09	2.026	1,507	494
Investments	695,469,218.17	677,377,824.53	696,268,659.28	100.00%	1.045	1,057	608

Total Earnings	April 30 Month Ending	Fiscal Year To Date
Current Year	580,022.81	5,769,515.76
Average Daily Balance	687,707,209.68	665,661,987.27
Effective Rate of Return	1.03%	1.04%

Current market pricing is updated at the end of each month from data provided by Interactive Data, a securities pricing service.

DocuSigned by:

 7BC5E9FA2A234AD...
 Charlene Sun
 Treasury/Debt Officer
 Date 5/16/2022

DocuSigned by:

 9CB8A1450C2B497...
 Darin Taylor, Chief Financial Officer
 Date 5/16/2022

Reporting period 04/01/2022-04/30/2022

Run Date: 05/09/2022 - 10:30

Portfolio SCVW
AC
PM (PRF_PM1) 7.3.0
Report Ver. 7.3.6.1

Santa Clara Valley Water Dist.
Portfolio Management
Activity Summary
April 2021 through April 2022

Page 1

Month End	Year	Number of Securities	Total Invested	Yield to Maturity		Managed Pool Rate	Number of Investments Purchased	Number of Investments Redeemed	Average Term	Average Days to Maturity
				360 Equivalent	365 Equivalent					
April	2021	184	750,381,688.73	1.060	1.075	0.440	1	2	982	640
May	2021	187	708,498,561.04	1.051	1.065	0.440	5	11	1,028	675
June	2021	176	766,363,499.85	0.928	0.941	0.440	0	7	908	587
July	2021	170	658,221,931.84	1.053	1.068	0.330	1	2	1,050	660
August	2021	169	655,879,921.26	1.052	1.066	0.330	1	2	1,055	647
September	2021	170	665,132,640.69	1.045	1.059	0.330	3	2	1,068	648
October	2021	169	651,695,382.29	1.059	1.074	0.240	1	0	1,095	645
November	2021	169	636,793,243.98	1.058	1.072	0.240	0	2	1,103	638
December	2021	167	630,102,645.16	1.059	1.074	0.240	0	1	1,114	622
January	2022	170	694,288,528.85	1.002	1.016	0.230	4	1	1,041	582
February	2022	174	685,394,725.06	1.062	1.077	0.230	5	1	1,092	612
March	2022	177	691,619,672.66	1.017	1.031	0.230	4	6	1,067	612
April	2022	174	696,268,659.28	1.031	1.045	0.320	3	4	1,057	608
Average		174	683,895,469.28	1.037%	1.051%	0.311	2	3	1,051	629

Santa Clara Valley Water Dist.
Portfolio Management
Activity By Type
April 1, 2022 through April 30, 2022

CUSIP	Investment #	Issuer	Stated Rate	Transaction Date	Purchases or Deposits	Redemptions or Withdrawals	Balance
Treasury Securities - Coupon							
Subtotal							92,243,453.31
Federal Agency Issues - Coupon							
3133EJTB5	5249	Federal Farm Credit Bank	2.800	04/27/2022	0.00	4,500,000.00	
3130ARKL4	5537	Federal Home Loan Bank	2.250	04/21/2022	5,000,000.00	0.00	
3130ARQB0	5539	Federal Home Loan Bank	2.375	04/28/2022	5,000,000.00	0.00	
3134GBHM7	5422	Federal Home Loan Mortgage Cor	2.625	04/27/2022	0.00	2,000,000.00	
3135G0T45	5299	Fed Natl Mortgage Assoc	1.875	04/05/2022	0.00	3,000,000.00	
3135G0T45	5391	Fed Natl Mortgage Assoc	1.875	04/05/2022	0.00	5,000,000.00	
Subtotal					10,000,000.00	14,500,000.00	308,140,437.98
Negotiable CD's - Interest Bearing							
Subtotal							480,000.00
LAIF (Monthly Summary)							
SYS88-0237LAIF	88-0237LAIF	Local Agency Investment Fund	0.320		56,327.44	913,370.32	
Subtotal					56,327.44	913,370.32	74,056,327.44
Medium Term Notes							
Subtotal							11,960,857.19
Money Market Account (Monthly Summary)							
23380W523	4102	Daily Income US Gov MMF	0.020		14,882,948.71	10,000,000.00	
Subtotal					14,882,948.71	10,000,000.00	45,301,750.93
TimeCD_Deposit Account (Monthly Summary)							
SYS5317	5317	Excite CU FKA Alliance CU	2.470		506.12	0.00	
SYS5311	5311	Bank of San Francisco	0.880		518.16	0.00	
SYS5481	5481	Bank of San Francisco	0.449		5,200.89	0.00	
SYS5540	5540	Bank of San Francisco	1.242		4,000,000.00	0.00	
SYS5309	5309	Community Bank of the Bay	1.050		169.92	169.92	
SYS5371	5371	Community Bank of the Bay	0.500		1,070.21	0.00	
SYS4912	4912	Deposit Account	0.050		55,981,436.91	54,830,037.50	
SYS5398	5398	Meriwest Credit Union	2.500		10,206.94	0.00	

Santa Clara Valley Water Dist.
Portfolio Management
Activity By Type
April 1, 2022 through April 30, 2022

Page 2

CUSIP	Investment #	Issuer	Stated Rate	Transaction Date	Purchases or Deposits	Redemptions or Withdrawals	Balance
TimeCD_Deposit Account (Monthly Summary)							
SYS5397	5397	Provident Credit Union	2.579		525.34	0.00	
SYS5369	5369	Technology Credit Union	0.420		5,324.38	0.00	
		Subtotal			60,004,958.87	54,830,207.42	85,691,139.80
Supranational							
		Subtotal					15,115,718.51
Municipal Bonds							
		Subtotal					63,278,974.12
		Total			84,944,235.02	80,243,577.74	696,268,659.28

Santa Clara Valley Water Dist.
Portfolio Management
Portfolio Details - Investments
April 30, 2022

Page 1

CUSIP	Investment #	Issuer	Average Balance	Purchase Date	Par Value	Market Value	Book Value	Stated Rate	YTM 365	Days to Term Maturity	Maturity Date
Treasury Securities - Coupon											
91282CBV2	5532	Republic Industries Funding		02/11/2022	5,000,000.00	4,780,080.00	4,883,391.78	0.375	1.592	794	04/15/2024
91282CCC3	5534	Republic Industries Funding		03/08/2022	5,000,000.00	4,756,445.00	4,871,032.72	0.250	1.580	799	05/15/2024
912828VB3	5384	US Treasury Bill		06/18/2019	3,000,000.00	2,986,992.00	2,997,872.61	1.750	1.821	1,427	05/15/2023
9128286U9	5404	US Treasury Bill		09/27/2019	3,000,000.00	3,001,914.00	3,000,583.86	2.125	1.604	961	05/15/2022
9128286U9	5405	US Treasury Bill		09/27/2019	3,000,000.00	3,001,914.00	3,000,560.37	2.125	1.625	961	05/15/2022
9128286U9	5430	US Treasury Bill		12/12/2019	3,000,000.00	3,001,914.00	3,000,532.04	2.125	1.651	885	05/15/2022
912828ZT0	5496	US Treasury Bill		01/12/2021	5,000,000.00	4,612,695.00	4,975,258.79	0.250	0.412	1,600	05/31/2025
912828ZT0	5499	US Treasury Bill		01/27/2021	5,000,000.00	4,612,695.00	4,988,562.40	0.250	0.325	1,585	05/31/2025
912828ZT0	5500	US Treasury Bill		01/27/2021	5,000,000.00	4,612,695.00	4,989,454.85	0.250	0.319	1,585	05/31/2025
91282CCF6	5521	US Treasury Bill		09/28/2021	5,000,000.00	4,580,665.00	4,964,153.42	0.750	0.930	1,706	05/31/2026
912828ZT0	5522	US Treasury Bill		10/28/2021	3,000,000.00	2,767,617.00	2,940,244.70	0.250	0.908	1,311	05/31/2025
912828ZL7	5523	US Treasury Bill		01/18/2022	5,000,000.00	4,643,360.00	4,872,879.50	0.375	1.271	1,198	04/30/2025
9128284R8	5525	US Treasury Bill		09/28/2021	5,000,000.00	4,997,265.00	5,330,292.79	2.875	0.701	1,341	05/31/2025
91282CCF6	5526	US Treasury Bill		09/29/2021	3,000,000.00	2,748,399.00	2,975,200.11	0.750	0.957	1,705	05/31/2026
912828ZT0	5527	US Treasury Bill		01/25/2022	5,000,000.00	4,612,695.00	4,841,390.91	0.250	1.318	1,222	05/31/2025
912828ZT0	5528	US Treasury Bill		01/25/2022	5,000,000.00	4,612,695.00	4,841,390.91	0.250	1.318	1,222	05/31/2025
91282CBW0	5529	US Treasury Bill		02/02/2022	5,000,000.00	4,590,430.00	4,852,791.11	0.750	1.564	1,548	04/30/2026
912828XT2	5531	US Treasury Bill		02/11/2022	5,000,000.00	4,926,955.00	5,059,902.68	2.000	1.608	840	05/31/2024
912828WJ5	5535	US Treasury Bill		03/08/2022	5,000,000.00	4,978,905.00	5,131,532.44	2.500	1.573	799	05/15/2024
912828XT2	5536	US Treasury Bill		03/08/2022	5,000,000.00	4,926,955.00	5,069,962.77	2.000	1.577	815	05/31/2024
91282CCF6	5538	US Treasury Bill		03/29/2022	5,000,000.00	4,580,665.00	4,656,462.55	0.750	2.600	1,524	05/31/2026
Subtotal and Average			92,237,799.25		93,000,000.00	88,333,950.00	92,243,453.31		1.275	1,231	956
Federal Agency Issues - Coupon											
3133EJP60	5318	Federal Farm Credit Bank		01/23/2019	3,000,000.00	3,028,094.28	3,009,253.70	3.000	2.672	1,560	05/02/2023
3133ED2B7	5333	Federal Farm Credit Bank		02/01/2019	1,000,000.00	1,016,837.55	1,013,581.19	3.610	2.560	1,690	09/18/2023
3133ECLA2	5372	Federal Farm Credit Bank		05/15/2019	3,000,000.00	3,006,918.45	3,002,878.63	2.300	2.203	1,461	05/15/2023
3133ECLA2	5375	Federal Farm Credit Bank		05/24/2019	1,805,000.00	1,809,162.60	1,807,860.20	2.300	2.140	1,452	05/15/2023
3133EKP4	5377	Federal Farm Credit Bank		06/12/2019	5,000,000.00	5,003,575.30	4,999,081.80	1.875	1.906	1,279	12/12/2022
3133EKP65	5380	Federal Farm Credit Bank		06/10/2019	3,000,000.00	2,985,787.56	3,008,569.18	2.125	1.903	1,548	09/05/2023
3133EDBU5	5381	Federal Farm Credit Bank		06/10/2019	3,000,000.00	3,050,669.07	3,075,538.04	3.500	1.887	1,654	12/20/2023
3133EHN25	5382	Federal Farm Credit Bank		06/18/2019	3,000,000.00	2,991,440.73	3,012,461.54	2.200	1.910	1,597	05/11/2023
3133EKKU9	5383	Federal Farm Credit Bank		06/18/2019	3,000,000.00	2,995,529.61	3,017,448.61	2.300	1.899	1,604	11/08/2023
3133ECPM0	5385	Federal Farm Credit Bank		06/20/2019	4,596,000.00	4,593,612.61	4,610,265.07	2.125	1.814	1,425	05/15/2023
3133ECGU2	5386	Federal Farm Credit Bank		06/20/2019	5,000,000.00	5,012,610.05	5,013,210.37	2.120	1.791	1,350	03/01/2023

Portfolio SCVW
AC
PM (PRF_PM2) 7.3.0

Run Date: 05/09/2022 - 10:30

Santa Clara Valley Water Dist.
Portfolio Management
Portfolio Details - Investments
April 30, 2022

Page 2

CUSIP	Investment #	Issuer	Average Balance	Purchase Date	Par Value	Market Value	Book Value	Stated Rate	YTM 365	Days to Term Maturity	Maturity Date
Federal Agency Issues - Coupon											
3133EKS7	5387	Federal Farm Credit Bank		06/26/2019	3,000,000.00	2,981,473.05	2,998,538.85	1.770	1.814	1,461	06/26/2023
3133EKTG1	5392	Federal Farm Credit Bank		07/01/2019	3,000,000.00	3,005,139.81	2,999,853.33	1.750	1.780	1,096	07/01/2022
3133EJWA3	5403	Federal Farm Credit Bank		09/27/2019	1,000,000.00	1,007,476.23	1,009,380.17	2.900	1.616	1,225	02/03/2023
3133EKPT7	5425	Federal Farm Credit Bank		11/22/2019	2,175,000.00	2,175,178.31	2,186,868.42	2.125	1.610	1,291	06/05/2023
3133ECPU2	5426	Federal Farm Credit Bank		12/11/2019	1,000,000.00	1,000,610.92	1,000,144.29	2.000	1.667	888	05/17/2022
3133ELEL4	5432	Federal Farm Credit Bank		12/19/2019	5,000,000.00	4,980,117.45	5,000,000.00	1.690	1.690	1,245	05/17/2023
3133ELNE0	5440	Federal Farm Credit Bank		02/27/2020	5,000,000.00	4,909,171.20	5,018,767.31	1.430	1.214	1,448	02/14/2024
3133ELQD9	5442	Federal Farm Credit Bank		03/04/2020	5,000,000.00	4,887,329.40	5,001,703.54	1.230	1.211	1,461	03/04/2024
3133ELQD9	5443	Federal Farm Credit Bank		03/04/2020	3,000,000.00	2,932,397.64	3,003,229.41	1.230	1.170	1,461	03/04/2024
3133ELQD9	5459	Federal Farm Credit Bank		08/06/2020	5,000,000.00	4,887,329.40	5,088,364.83	1.230	0.265	1,306	03/04/2024
3133EL3P7	5460	Federal Farm Credit Bank		08/12/2020	5,000,000.00	4,617,217.20	5,000,000.00	0.530	0.530	1,826	08/12/2025
3133ELQD9	5462	Federal Farm Credit Bank		08/07/2020	5,000,000.00	4,887,329.40	5,088,657.58	1.230	0.262	1,305	03/04/2024
3133EMJS2	5489	Federal Farm Credit Bank		12/09/2020	5,000,000.00	4,706,113.10	5,000,000.00	0.440	0.440	1,461	12/09/2024
3133EMSU7	5510	Federal Farm Credit Bank		03/09/2021	5,000,000.00	4,641,188.15	5,000,000.00	0.800	0.800	1,826	03/09/2026
3133EMYV8	5514	Federal Farm Credit Bank		05/11/2021	5,000,000.00	4,603,414.20	5,002,376.39	0.820	0.808	1,826	05/11/2026
3133ENPB0	5533	Federal Farm Credit Bank		02/16/2022	5,000,000.00	4,795,174.20	5,000,000.00	2.180	2.180	1,826	02/16/2027
3133XPKG8	5244	Federal Home Loan Bank		06/21/2018	5,000,000.00	5,114,836.60	5,075,840.49	4.750	2.848	1,723	03/10/2023
3130AFE78	5319	Federal Home Loan Bank		01/23/2019	3,000,000.00	3,024,074.01	3,005,139.24	3.000	2.699	1,416	12/09/2022
3130AFE78	5332	Federal Home Loan Bank		01/28/2019	3,000,000.00	3,024,074.01	3,005,392.80	3.000	2.684	1,411	12/09/2022
313383YJ4	5334	Federal Home Loan Bank		02/01/2019	2,000,000.00	2,024,467.20	2,020,665.61	3.375	2.560	1,680	09/08/2023
3130AFE78	5336	Federal Home Loan Bank		02/04/2019	3,000,000.00	3,024,074.01	3,007,111.36	3.000	2.585	1,404	12/09/2022
3130A3VC5	5374	Federal Home Loan Bank		05/24/2019	3,000,000.00	2,986,126.89	3,005,009.73	2.250	2.140	1,659	12/08/2023
3133834G3	5378	Federal Home Loan Bank		06/06/2019	3,000,000.00	2,995,501.44	3,005,800.37	2.125	1.942	1,464	06/09/2023
3130AAHE1	5390	Federal Home Loan Bank		06/24/2019	5,000,000.00	4,993,420.95	5,047,825.53	2.500	1.875	1,628	12/08/2023
3133834G3	5423	Federal Home Loan Bank		11/22/2019	3,000,000.00	2,995,501.44	3,016,643.07	2.125	1.607	1,295	06/09/2023
3133834G3	5424	Federal Home Loan Bank		11/22/2019	3,240,000.00	3,235,141.56	3,257,821.03	2.125	1.611	1,295	06/09/2023
3133834G3	5427	Federal Home Loan Bank		12/11/2019	1,000,000.00	998,500.48	1,004,789.92	2.125	1.677	1,276	06/09/2023
3130A3GE8	5466	Federal Home Loan Bank		08/26/2020	5,000,000.00	4,989,150.85	5,305,860.76	2.750	0.390	1,570	12/13/2024
3130AL2G8	5504	Federal Home Loan Bank		02/18/2021	10,000,000.00	9,201,469.10	10,000,000.00	0.600	0.600	1,826	02/18/2026
3130ALKL7	5507	Federal Home Loan Bank		03/25/2021	5,000,000.00	4,638,713.95	5,000,000.00	0.850	0.850	1,826	03/25/2026
3130ALKL7	5508	Federal Home Loan Bank		03/25/2021	5,000,000.00	4,638,713.95	5,000,000.00	0.850	0.850	1,826	03/25/2026
3130AM2K7	5513	Federal Home Loan Bank		04/28/2021	10,000,000.00	9,436,992.30	10,000,000.00	1.250	1.097	1,826	04/28/2026
3130AQM8X	5524	Federal Home Loan Bank		01/26/2022	5,000,000.00	4,749,270.30	5,000,000.00	1.125	1.788	1,826	01/26/2027
3130AQT9K	5530	Federal Home Loan Bank		02/28/2022	5,000,000.00	4,860,655.25	5,000,000.00	1.300	1.300	820	05/28/2024
3130ARKL4	5537	Federal Home Loan Bank		04/21/2022	5,000,000.00	4,967,830.00	5,000,000.00	2.250	3.614	1,826	04/21/2027

Portfolio SCVW
AC
PM (PRF_PM2) 7.3.0

Run Date: 05/09/2022 - 10:30

Santa Clara Valley Water Dist.
Portfolio Management
Portfolio Details - Investments
April 30, 2022

Page 3

CUSIP	Investment #	Issuer	Average Balance	Purchase Date	Par Value	Market Value	Book Value	Stated Rate	YTM 365	Days to Term Maturity	Maturity Date
Federal Agency Issues - Coupon											
3130ARQB0	5539	Federal Home Loan Bank		04/28/2022	5,000,000.00	4,978,240.15	5,000,000.00	2.375	3.353	1,096	04/28/2025
3130A7PH2	5444	Federal Home Loan Bank-CN		02/28/2020	3,000,000.00	2,957,816.37	3,037,605.00	1.875	1.180	1,470	03/08/2024
3134GWND4	5461	Federal Home Loan Mortgage Cor		08/12/2020	5,000,000.00	4,647,000.85	5,000,000.00	0.600	0.600	1,826	08/12/2025
3134GWUY0	5476	Federal Home Loan Mortgage Cor		10/19/2020	6,698,000.00	6,274,067.24	6,698,000.00	0.400	0.400	1,533	12/30/2024
3134GW3W4	5477	Federal Home Loan Mortgage Cor		10/28/2020	5,000,000.00	4,713,360.55	5,000,000.00	0.410	0.410	1,461	10/28/2024
3134GW5Q5	5478	Federal Home Loan Mortgage Cor		10/29/2020	5,000,000.00	4,678,410.95	5,000,000.00	0.450	0.450	1,553	01/29/2025
3134GXBM5	5485	Federal Home Loan Mortgage Cor		12/01/2020	5,000,000.00	4,608,528.30	5,000,000.00	0.600	0.600	1,807	11/12/2025
3134GXFX7	5486	Federal Home Loan Mortgage Cor		12/16/2020	5,000,000.00	4,725,783.45	5,000,000.00	0.375	0.375	1,370	09/16/2024
3134GXHK3	5490	Federal Home Loan Mortgage Cor		12/24/2020	5,000,000.00	4,656,478.85	5,000,000.00	0.410	0.410	1,551	03/24/2025
3134GXJB1	5492	Federal Home Loan Mortgage Cor		12/28/2020	5,000,000.00	4,655,684.95	5,000,000.00	0.420	0.447	1,551	03/28/2025
3137EAXE3	5479	Fed Home Loan Mort Corp-CN		10/21/2020	5,000,000.00	4,589,752.85	4,985,749.08	0.375	0.460	1,798	09/23/2025
3137EAEU9	5498	Fed Home Loan Mort Corp-CN		01/27/2021	6,900,000.00	6,368,924.25	6,898,512.27	0.375	0.382	1,636	07/21/2025
3137EAXE3	5501	Fed Home Loan Mort Corp-CN		01/28/2021	1,000,000.00	917,950.57	999,153.72	0.375	0.400	1,699	09/23/2025
3135G0V34	5429	Fed Natl Mortgage Assoc		12/11/2019	5,000,000.00	4,989,647.35	5,067,707.30	2.500	1.700	1,517	02/05/2024
3136G4T52	5465	Fed Natl Mortgage Assoc		08/26/2020	4,050,000.00	3,790,384.92	4,050,000.00	0.520	0.520	1,644	02/25/2025
3135G04Z3	5488	Fed Natl Mortgage Assoc		12/09/2020	5,000,000.00	4,642,336.05	5,013,929.75	0.500	0.410	1,651	06/17/2025
3135GA2Z3	5491	Fed Natl Mortgage Assoc		12/10/2020	5,000,000.00	4,606,199.15	5,000,000.00	0.560	0.560	1,803	11/17/2025
3135G04Z3	5494	Fed Natl Mortgage Assoc		01/13/2021	5,000,000.00	4,642,336.05	5,003,086.96	0.500	0.480	1,616	06/17/2025
3135G05X7	5495	Fed Natl Mortgage Assoc		01/12/2021	5,000,000.00	4,601,743.75	4,983,594.17	0.375	0.475	1,686	08/25/2025
3135G06G3	5497	Fed Natl Mortgage Assoc		01/20/2021	4,900,000.00	4,502,966.72	4,906,717.06	0.500	0.461	1,752	11/07/2025
3135G04Z3	5502	Fed Natl Mortgage Assoc		02/04/2021	5,000,000.00	4,642,336.05	5,016,263.65	0.500	0.395	1,594	06/17/2025
3135G03U5	5506	Fed Natl Mortgage Assoc		02/26/2021	5,000,000.00	4,680,581.50	5,002,179.94	0.625	0.610	1,516	04/22/2025
3135G03U5	5511	Fed Natl Mortgage Assoc		03/05/2021	5,000,000.00	4,680,581.50	5,012,460.19	0.625	0.540	1,509	04/22/2025
3135G0K36	5520	Fed Natl Mortgage Assoc		08/27/2021	5,000,000.00	4,848,015.70	5,262,362.05	2.125	0.780	1,701	04/24/2026
3135G0U43	5341	FNMA Discount Notes		02/12/2019	3,000,000.00	3,016,659.78	3,012,605.31	2.875	2.546	1,673	09/12/2023
880591EN8	5344	Tennessee Valley Authority		02/28/2019	4,473,000.00	4,483,882.63	4,464,579.17	1.875	2.560	1,264	08/15/2022
Subtotal and Average			307,035,748.69		306,837,000.00	295,309,082.24	308,140,437.98		1.219	1,564	914
Negotiable CD's - Interest Bearing											
33715LBT6	5260	First Tech Fed Credit Union		07/16/2018	240,000.00	241,382.64	240,000.00	3.250	3.253	1,463	07/18/2022
79772FAF3	5445	San Francisco FCU		03/27/2020	240,000.00	227,580.48	240,000.00	1.100	1.094	1,826	03/27/2025
Subtotal and Average			480,000.00		480,000.00	468,963.12	480,000.00		2.173	1,645	570

Portfolio SCVW
AC
PM (PRF_PM2) 7.3.0

Run Date: 05/09/2022 - 10:30

Santa Clara Valley Water Dist.
Portfolio Management
Portfolio Details - Investments
April 30, 2022

Page 4

CUSIP	Investment #	Issuer	Average Balance	Purchase Date	Par Value	Market Value	Book Value	Stated Rate	YTM 365	Days to Term Maturity	Maturity Date
LAIF											
SYS88-0237LAIF	88-0237LAIF	Local Agency Investment Fund			74,056,327.44	74,056,327.44	74,056,327.44	0.320	0.320	1	1
Subtotal and Average			74,182,269.69		74,056,327.44	74,056,327.44	74,056,327.44		0.320	1	1
Medium Term Notes											
037833DE7	5202	Apple Inc		05/03/2018	3,000,000.00	3,008,131.47	2,984,683.17	2.400	2.819	1,716	257 01/13/2023
037833DX5	5505	Apple Inc		02/23/2021	2,000,000.00	1,843,861.94	1,992,588.05	0.550	0.664	1,639	1,207 08/20/2025
478160BT0	5350	Johnson & Johnson		03/05/2019	2,000,000.00	2,001,201.46	1,989,838.44	2.050	2.697	1,457	304 03/01/2023
594918BH6	5203	Microsoft Corp		05/03/2018	2,000,000.00	2,007,603.06	1,996,330.79	2.650	3.041	1,645	186 11/03/2022
742651DR0	5367	Private Export Funding Corp		04/08/2019	3,003,000.00	3,005,251.14	2,997,416.74	2.050	2.412	1,317	198 11/15/2022
Subtotal and Average			11,958,684.70		12,003,000.00	11,866,049.07	11,960,857.19		2.375	1,548	396
Money Market Account											
23380W523	4102	Daily Income US Gov MMF			45,301,750.93	45,301,750.93	45,301,750.93	0.020	0.020	1	1
Subtotal and Average			46,225,147.88		45,301,750.93	45,301,750.93	45,301,750.93		0.020	1	1
TimeCD_Deposit Account											
SYS5317	5317	Excite CU FKA Alliance CU			249,565.57	249,565.57	249,565.57	2.470	2.470	1	1
SYS5311	5311	Bank of San Francisco			236,044.67	236,044.67	236,044.67	0.880	0.880	1	1
SYS5481	5481	Bank of San Francisco			14,094,871.63	14,094,871.63	14,094,871.63	0.449	0.449	1	1
SYS5540	5540	Bank of San Francisco		04/28/2022	4,000,000.00	4,000,000.00	4,000,000.00	1.242	1.242	1	1
SYS5309	5309	Community Bank of the Bay			250,000.00	250,000.00	250,000.00	1.050	1.050	1	1
SYS5371	5371	Community Bank of the Bay			5,151,157.01	5,151,157.01	5,151,157.01	0.500	0.500	1	1
SYS4912	4912	Deposit Account			40,724,131.81	40,724,131.81	40,724,131.81	0.050	0.050	1	1
SYS5395	5395	Meriwest Credit Union			0.00	0.00	0.00	0.500	0.500	1	1
SYS5398	5398	Meriwest Credit Union			5,035,021.49	5,035,021.49	5,035,021.49	2.500	2.500	1	1
SYS5397	5397	Provident Credit Union			248,357.97	248,357.97	248,357.97	2.579	2.579	1	1
SYS5310	5310	Technology Credit Union			236,052.83	236,052.83	236,052.83	1.000	1.000	1	1
SYS5369	5369	Technology Credit Union			15,465,936.82	15,465,936.82	15,465,936.82	0.420	0.420	1	1
Subtotal and Average			77,188,816.53		85,691,139.80	85,691,139.80	85,691,139.80		0.431	1	1
Supranational											
4581X0DL9	5517	Inter-American Dev't Bank		05/20/2021	2,000,000.00	1,885,908.30	2,015,602.53	0.875	0.604	1,414	1,068 04/03/2025
4581X0DK1	5503	INTERAMERI DEV		02/05/2021	3,000,000.00	2,902,696.05	3,115,494.85	1.750	0.396	1,498	1,048 03/14/2025
459058GL1	5290	INTL BK RECON & DEVELOP		12/03/2018	3,000,000.00	3,018,741.72	3,001,733.36	3.000	2.955	1,759	514 09/27/2023

Portfolio SCVW
AC
PM (PRF_PM2) 7.3.0

Run Date: 05/09/2022 - 10:30

Santa Clara Valley Water Dist.
Portfolio Management
Portfolio Details - Investments
April 30, 2022

Page 5

CUSIP	Investment #	Issuer	Average Balance	Purchase Date	Par Value	Market Value	Book Value	Stated Rate	YTM 365	Days to Term Maturity	Maturity Date
Supranational											
459058JL8	5518	INTL BK RECON & DEVELOP		05/24/2021	2,000,000.00	1,835,952.86	1,982,887.77	0.500	0.750	1,618	10/28/2025
45950VPT7	5509	INTL FINANCE CORP		03/15/2021	5,000,000.00	4,626,984.60	5,000,000.00	0.500	0.500	1,826	03/15/2026
Subtotal and Average			15,117,407.00		15,000,000.00	14,270,283.53	15,115,718.51		1.013	1,663	1,096
Municipal Bonds											
54438CYK2	5484	Los Angeles Community College		11/10/2020	1,000,000.00	925,570.00	1,000,000.00	0.773	0.773	1,725	08/01/2025
010878AN6	5198	County of Alameda		03/29/2018	2,305,000.00	2,322,425.80	2,311,297.87	4.000	2.832	1,586	92 08/01/2022
127109QA7	5402	Cabrillo Comnt		10/08/2019	1,230,000.00	1,197,355.80	1,230,000.00	2.034	2.034	1,759	823 08/01/2024
13066YTZ2	5263	CA Department Water Resources		08/13/2018	2,000,000.00	2,000,000.00	2,000,000.00	2.000	2.894	1,357	0 05/01/2022
13034AL65	5487	CA Infrastructure & Econ Dev		12/17/2020	1,250,000.00	1,153,737.50	1,250,000.00	0.765	0.765	1,749	1,249 10/01/2025
544351MN6	5246	City of Los Angeles CA		07/12/2018	2,500,000.00	2,512,800.00	2,500,000.00	2.900	2.899	1,512	123 09/01/2022
544351MN6	5247	City of Los Angeles CA		07/12/2018	2,500,000.00	2,512,800.00	2,500,000.00	2.900	2.899	1,512	123 09/01/2022
702274CN9	5285	City of Pasadena		12/06/2018	1,055,000.00	1,064,653.25	1,055,000.00	3.338	3.338	1,456	214 12/01/2022
357172B79	5515	Fremont Unified High Sch Dstt		05/26/2021	100,000.00	93,070.00	100,000.00	0.845	0.845	1,528	1,188 08/01/2025
357172B61	5516	Fremont Unified High Sch Dstt		05/26/2021	750,000.00	710,617.50	750,000.00	0.553	0.553	1,163	823 08/01/2024
368079HS1	5363	Gavilan Joint Community CLG-A1		04/18/2019	500,000.00	501,695.00	500,000.00	2.520	2.519	1,201	92 08/01/2022
368079HT9	5364	Gavilan Joint Community CLG-A1		04/18/2019	400,000.00	399,984.00	400,000.00	2.620	2.619	1,566	457 08/01/2023
368079KB4	5471	Gavilan Joint Community CLG-A1		10/15/2020	750,000.00	730,860.00	750,000.00	0.524	0.524	1,020	457 08/01/2023
368079KC2	5472	Gavilan Joint Community CLG-A1		10/15/2020	600,000.00	569,394.00	600,000.00	0.739	0.739	1,386	823 08/01/2024
376087FY3	5414	Gilroy USD		10/31/2019	600,000.00	593,658.00	600,000.00	1.793	1.793	1,370	457 08/01/2023
376087FZ0	5415	Gilroy USD		10/31/2019	550,000.00	534,303.00	550,000.00	1.833	1.833	1,736	823 08/01/2024
54465AGP1	5368	LA County Redev Agency		04/22/2019	1,750,000.00	1,727,232.50	1,739,437.09	2.000	2.480	1,593	488 09/01/2023
544290JB6	5407	Los Altos School District		10/17/2019	1,750,000.00	1,753,832.50	1,750,000.00	1.896	1.896	1,019	92 08/01/2022
530319SK9	5468	Liberty Union HSD		10/07/2020	800,000.00	760,160.00	800,000.00	0.650	0.643	1,394	823 08/01/2024
530319SL7	5469	Liberty Union HSD		10/07/2020	825,000.00	766,169.25	825,000.00	0.760	0.760	1,759	1,188 08/01/2025
542411NJ8	5413	Long Beach Community College		10/23/2019	2,500,000.00	2,411,275.00	2,500,000.00	1.803	1.803	1,744	823 08/01/2024
56781RJG3	5329	Marin CCD GO-B1		02/07/2019	600,000.00	602,940.00	600,000.00	2.895	2.895	1,636	457 08/01/2023
56781RJF5	5330	Marin CCD GO-B1		02/07/2019	500,000.00	502,235.00	500,000.00	2.813	2.813	1,271	92 08/01/2022
56781RGP6	5349	Marin CCD GO-B1		03/04/2019	2,080,000.00	2,088,049.60	2,079,829.12	2.566	2.600	1,246	92 08/01/2022
677765GV5	5401	Ohlone Community College		09/26/2019	2,000,000.00	1,940,000.00	2,000,000.00	1.814	1.814	1,771	823 08/01/2024
677765GW3	5480	Ohlone Community College		10/22/2020	2,865,000.00	2,740,802.25	2,981,532.00	1.975	0.700	1,744	1,188 08/01/2025
799306QJ7	5417	San Rafael CA Elem Sch Dist		11/13/2019	1,000,000.00	991,150.00	1,000,000.00	1.865	1.865	1,357	457 08/01/2023
796815ZG6	5393	San Bernardino County		07/02/2019	5,000,000.00	5,010,350.00	5,000,000.00	2.050	2.050	1,187	153 10/01/2022
801546QV7	5519	Cnty Santa Clara		07/28/2021	1,770,000.00	1,714,209.60	1,834,896.81	2.000	0.850	1,465	1,188 08/01/2025
7976465A0	5343	San Francisco City & County CA		02/26/2019	455,000.00	455,819.00	455,000.00	2.623	2.622	1,205	45 06/15/2022

Portfolio SCVW
AC
PM (PRF_PM2) 7.3.0

Run Date: 05/09/2022 - 10:30

Santa Clara Valley Water Dist.
Portfolio Management
Portfolio Details - Investments
April 30, 2022

Page 6

CUSIP	Investment #	Issuer	Average Balance	Purchase Date	Par Value	Market Value	Book Value	Stated Rate	YTM 365	Days to Term Maturity	Maturity Date
Municipal Bonds											
79773KDC5	5512	SF City and County GO Bonds		03/30/2021	830,000.00	764,471.50	830,000.00	0.728	0.728	1,538	06/15/2025
79765R3U1	5164	San Fran CY&Cnty CA PUC WTR		12/28/2017	1,000,000.00	1,004,820.00	1,000,000.00	2.619	2.619	1,769	11/01/2022
79765R3U1	5331	San Fran CY&Cnty CA PUC WTR		01/29/2019	875,000.00	879,217.50	873,893.31	2.619	2.887	1,372	11/01/2022
798170AE6	5189	San Jose Redevelopment Ag		02/26/2018	3,000,000.00	3,009,120.00	2,998,596.68	2.630	2.830	1,617	08/01/2022
798170AE6	5190	San Jose Redevelopment Ag		02/28/2018	2,000,000.00	2,006,080.00	1,999,297.18	2.630	2.780	1,615	08/01/2022
798189PE0	5221	San Jose Evergreen		06/05/2018	130,000.00	131,532.70	130,715.09	5.000	3.223	1,549	09/01/2022
798186N81	5493	San Jose Unified Sch District		01/20/2021	1,000,000.00	920,160.00	1,000,000.00	0.558	0.558	1,654	08/01/2025
802498UG8	5411	Santa Monica-Malibu USD		11/06/2019	650,000.00	642,148.00	650,000.00	1.669	1.669	1,364	08/01/2023
802498UH6	5412	Santa Monica-Malibu USD		11/06/2019	500,000.00	484,295.00	500,000.00	1.719	1.719	1,730	08/01/2024
835569GR9	5416	Sonoma County CA Jnr Clg Dist		11/12/2019	1,000,000.00	977,850.00	1,000,000.00	2.061	2.061	1,724	08/01/2024
799408Z85	5475	SAN RAMON VALLEY UNIFIED		10/20/2020	1,700,000.00	1,566,788.00	1,700,000.00	0.740	0.740	1,746	08/01/2025
91412HEW9	5352	University of California		03/19/2019	250,000.00	250,125.00	250,000.00	2.608	2.607	1,153	05/15/2022
91412HEX7	5353	University of California		03/19/2019	600,000.00	601,218.00	600,000.00	2.657	2.657	1,518	05/15/2023
91412GQF5	5365	University of California		05/15/2019	500,000.00	497,495.00	502,899.30	2.900	2.595	1,827	05/15/2024
91412GQE8	5370	University of California		05/01/2019	1,565,000.00	1,569,648.05	1,568,683.35	2.750	2.510	1,475	05/15/2023
91412GQD0	5399	University of California		08/21/2019	500,000.00	500,245.00	500,168.31	2.570	1.680	998	05/15/2022
91412GUZ6	5400	University of California		09/04/2019	265,000.00	265,196.10	265,164.22	3.338	1.700	984	05/15/2022
923040GU7	5409	Ventura Cnty Comm College Dist		10/31/2019	1,000,000.00	976,050.00	1,000,000.00	1.800	1.800	1,736	08/01/2024
923040GT0	5410	Ventura Cnty Comm College Dist		10/31/2019	1,250,000.00	1,239,450.00	1,250,000.00	1.750	1.750	1,370	08/01/2023
923078CS6	5447	Ventura Cnty CA Public Fin		06/11/2020	500,000.00	497,820.00	500,000.00	0.848	0.848	873	11/01/2022
93974D5Q7	5279	Washington State GO Bond		10/01/2018	2,000,000.00	2,009,400.00	1,997,563.79	3.030	3.136	1,765	08/01/2023
Subtotal and Average			63,281,335.94		63,100,000.00	62,080,278.40	63,278,974.12		2.026	1,507	494
Total and Average			687,707,209.68		695,469,218.17	677,377,824.53	696,268,659.28		1.045	1,057	608

Portfolio SCVW
AC
PM (PRF_PM2) 7.3.0

Run Date: 05/09/2022 - 10:30

Santa Clara Valley Water Dist.
Portfolio Management
Portfolio Details - Cash
April 30, 2022

CUSIP	Investment #	Issuer	Average Balance	Purchase Date	Par Value	Market Value	Book Value	Stated Rate	YTM 365	Days to Term Maturity
Average Balance			0.00							0 0
Total Cash and Investments			687,707,209.68		695,469,218.17	677,377,824.53	696,268,659.28	1.045	1,057	608



Santa Clara Valley Water Dist.
Transaction Activity Report
April 1, 2022 - April 30, 2022
Sorted by Transaction Date - Transaction Date
All Funds

SANTA CLARA VALLEY WATER
 5750 Almaden Expressway
 San Jose, San Jose, Ca 951
 (408)265-2607

Investment #	Fund	CUSIP	Inv Descrip	TransactionType	TransactionDate	MaturityDate	RedemptionType	New Principal	Principal Paydowns	Interest	Total Cash
4102	82	23380W523	Money Market Fund	Purchase	04/01/2022			4,781.25			-4,781.25
4102	82	23380W523	Money Market Fund	Purchase	04/01/2022			51,250.00			-51,250.00
4102	82	23380W523	Money Market Fund	Purchase	04/01/2022			697.44			-697.44
5393	82	796815ZG6	San Bernardino Cnty	Interest	04/01/2022	10/01/2022				51,250.00	51,250.00
5487	82	13034AL65	CASDEV 0.765%	Interest	04/01/2022	10/01/2025				4,781.25	4,781.25
4102	82	23380W523	Money Market Fund	Interest	04/01/2022					697.44	697.44
Totals for 04/01/2022								56,728.69		56,728.69	0.00
4102	82	23380W523	Money Market Fund	Purchase	04/04/2022			8,750.00			-8,750.00
5517	82	4581X0DL9	IABD 0.875% MAT	Interest	04/04/2022	04/03/2025				8,750.00	8,750.00
Totals for 04/04/2022								8,750.00		8,750.00	0.00
4102	82	23380W523	Money Market Fund	Purchase	04/05/2022			75,000.00			-75,000.00
4102	82	23380W523	Money Market Fund	Purchase	04/05/2022			8,000,000.00			-8,000,000.00
5299	82	3135G0T45	FEDERAL NATL MTG	Redemption	04/05/2022	04/05/2022	Maturity		3,000,000.00		3,000,000.00
5391	82	3135G0T45	FEDERAL NATL MTG	Redemption	04/05/2022	04/05/2022	Maturity		5,000,000.00		5,000,000.00
5299	82	3135G0T45	FEDERAL NATL MTG	Interest	04/05/2022	04/05/2022				28,125.00	28,125.00
5391	82	3135G0T45	FEDERAL NATL MTG	Interest	04/05/2022	04/05/2022				46,875.00	46,875.00
Totals for 04/05/2022								8,075,000.00	8,000,000.00	75,000.00	0.00
88-0237LAIF	82	SYS88-0237LAIF	LAIF 4.958%	Redemption	04/06/2022				913,370.32		913,370.32
Totals for 04/06/2022									913,370.32		913,370.32
4102	82	23380W523	Money Market Fund	Purchase	04/15/2022			9,375.00			-9,375.00
88-0237LAIF	82	SYS88-0237LAIF	LAIF 4.958%	Purchase	04/15/2022			56,327.44			-56,327.44
5532	82	91282CBV2	UNITED STATES	Interest	04/15/2022	04/15/2024				9,375.00	9,375.00
5532	82	91282CBV2	UNITED STATES	Accr Int	04/15/2022	04/15/2024			6,129.81	-6,129.81	0.00
88-0237LAIF	82	SYS88-0237LAIF	LAIF 4.958%	Interest	04/15/2022					56,327.44	56,327.44
Totals for 04/15/2022								65,702.44	6,129.81	59,572.63	0.00
4102	82	23380W523	Money Market Fund	Purchase	04/18/2022			662.47			-662.47
5260	82	33715LBT6	1STTCH 3.25% MAT	Interest	04/18/2022	07/18/2022				662.47	662.47
Totals for 04/18/2022								662.47		662.47	0.00
5537	82	3130ARKL4	FEDERAL HOME	Purchase	04/21/2022	04/21/2027		5,000,000.00			-5,000,000.00
4102	82	23380W523	Money Market Fund	Redemption	04/21/2022				5,000,000.00		5,000,000.00

Portfolio SCVW
 AC
 TA (PRF_TA) 7.1.1
 Report Ver. 7.3.6.1

Santa Clara Valley Water Dist.
Transaction Activity Report
Sorted by Transaction Date - Transaction Date

Page 2

Investment #	Fund	CUSIP	Inv Descrip	TransactionType	TransactionDate	MaturityDate	RedemptionType	New Principal	Principal Paydowns	Interest	Total Cash
Totals for 04/21/2022								5,000,000.00	5,000,000.00		0.00
4102	82	23380W523	Money Market Fund	Purchase	04/22/2022			31,250.00			-31,250.00
5506	82	3135G03U5	FEDERAL NATL MTG	Interest	04/22/2022	04/22/2025				15,625.00	15,625.00
5511	82	3135G03U5	FEDERAL NATL MTG	Interest	04/22/2022	04/22/2025				15,625.00	15,625.00
Totals for 04/22/2022								31,250.00		31,250.00	0.00
4102	82	23380W523	Money Market Fund	Purchase	04/25/2022			7,083.33			-7,083.33
4102	82	23380W523	Money Market Fund	Purchase	04/25/2022			53,125.00			-53,125.00
5507	82	3130ALKL7	FEDERAL HOME	Interest	04/25/2022	03/25/2026				3,541.66	3,541.66
5508	82	3130ALKL7	FEDERAL HOME	Interest	04/25/2022	03/25/2026				3,541.67	3,541.67
5520	82	3135G0K36	FEDERAL NATL MTG	Interest	04/25/2022	04/24/2026				53,125.00	53,125.00
Totals for 04/25/2022								60,208.33		60,208.33	0.00
4102	82	23380W523	Money Market Fund	Purchase	04/27/2022			63,000.00			-63,000.00
4102	82	23380W523	Money Market Fund	Purchase	04/27/2022			26,250.00			-26,250.00
4102	82	23380W523	Money Market Fund	Purchase	04/27/2022			224.22			-224.22
4102	82	23380W523	Money Market Fund	Purchase	04/27/2022			4,500,000.00			-4,500,000.00
4102	82	23380W523	Money Market Fund	Purchase	04/27/2022			2,000,000.00			-2,000,000.00
5249	82	3133EJTB5	FEDERAL FARM CR	Redemption	04/27/2022	04/27/2022	Maturity		4,500,000.00		4,500,000.00
5422	82	3134GBHM7	FEDERAL HOME LN	Redemption	04/27/2022	04/27/2022	Maturity		2,000,000.00		2,000,000.00
5249	82	3133EJTB5	FEDERAL FARM CR	Interest	04/27/2022	04/27/2022				63,000.00	63,000.00
5422	82	3134GBHM7	FEDERAL HOME LN	Interest	04/27/2022	04/27/2022				26,250.00	26,250.00
5445	82	79772FAF3	SF FCU 1.1% MAT	Interest	04/27/2022	03/27/2025				224.22	224.22
Totals for 04/27/2022								6,589,474.22	6,500,000.00	89,474.22	0.00
5539	82	3130ARQB0	FEDERAL HOME	Purchase	04/28/2022	04/28/2025		5,000,000.00			-5,000,000.00
4102	82	23380W523	Money Market Fund	Purchase	04/28/2022			25,000.00			-25,000.00
4102	82	23380W523	Money Market Fund	Purchase	04/28/2022			10,250.00			-10,250.00
4102	82	23380W523	Money Market Fund	Purchase	04/28/2022			5,000.00			-5,000.00
4102	82	23380W523	Money Market Fund	Redemption	04/28/2022				5,000,000.00		5,000,000.00
5477	82	3134GW3W4	FHLMC 0.41% MAT	Interest	04/28/2022	10/28/2024				10,250.00	10,250.00
5513	82	3130AM2K7	FEDERAL HOME	Interest	04/28/2022	04/28/2026				25,000.00	25,000.00
5518	82	459058JL8	IBRD 0.5% MAT	Interest	04/28/2022	10/28/2025				5,000.00	5,000.00
Totals for 04/28/2022								5,040,250.00	5,000,000.00	40,250.00	0.00
4102	82	23380W523	Money Market Fund	Purchase	04/29/2022			11,250.00			-11,250.00
5478	82	3134GW5Q5	FEDERAL HOME LN	Interest	04/29/2022	01/29/2025				11,250.00	11,250.00
Totals for 04/29/2022								11,250.00		11,250.00	0.00
5523	82	912828ZL7	UNITED STATES	Interest	05/02/2022	04/30/2025				9,375.00	9,375.00
5523	82	912828ZL7	UNITED STATES	Accr Int	05/02/2022	04/30/2025			4,091.85	-4,091.85	0.00

Portfolio SCVW
AC
TA (PRF_TA) 7.1.1
Report Ver. 7.3.6.1

Santa Clara Valley Water Dist.
Transaction Activity Report
Sorted by Transaction Date - Transaction Date

Investment #	Fund	CUSIP	Inv Descrip	TransactionType	TransactionDate	MaturityDate	RedemptionType	New Principal	Principal Paydowns	Interest	Total Cash
5529	82	91282CBW0	UNITED STATES	Interest	05/02/2022	04/30/2026				18,750.00	18,750.00
5529	82	91282CBW0	UNITED STATES	Accr Int	05/02/2022	04/30/2026			9,737.57	-9,737.57	0.00
Totals for 05/02/2022									13,829.42	14,295.58	28,125.00
Grand Total								24,939,276.15	25,433,329.55	447,441.92	941,495.32



Santa Clara Valley Water Dist.
Purchases Report
Sorted by Security Type - Investment Number
April 1, 2022 - April 30, 2022

SANTA CLARA VALLEY WATER
 5750 Almaden Expressway
 San Jose, San Jose, Ca 951
 (408)265-2607

CUSIP	Investment #	Fund	Sec. Type	Issuer	Original Par Value	Purchase Date	Payment Periods	Principal Purchased	Accrued Interest at Purchase	Rate at Purchase	Maturity Date	YTM 365	Ending Book Value
Federal Agency Issues - Coupon													
3130ARKL4	5537	82	FAC	FHLB	5,000,000.00	04/21/2022	10/21 - 04/21	5,000,000.00		2.250	04/21/2027	3.614	5,000,000.00
3130ARQB0	5539	82	FAC	FHLB	5,000,000.00	04/28/2022	10/28 - 04/28	5,000,000.00		2.375	04/28/2025	3.353	5,000,000.00
Subtotal					10,000,000.00			10,000,000.00	0.00				10,000,000.00
TimeCD_Deposit Account													
SYS5540	5540	82	PA3	BANKSF	4,000,000.00	04/28/2022	05/31 - Monthly	4,000,000.00		1.242		1.242	4,000,000.00
Subtotal					4,000,000.00			4,000,000.00	0.00				4,000,000.00
Total Purchases					14,000,000.00			14,000,000.00	0.00				14,000,000.00