



SANTA CLARA VALLEY WATER DISTRICT

NON-AGENDA

January 27, 2023

Board Policy EL-7 Communication and Support to the Board
The BAOs shall inform and support the Board in its work.

Page	<u>CEO BULLETIN & NEWSLETTERS</u>
	CEO Bulletin: None.
	<u>BOARD MEMBER REQUESTS & INFORMATIONAL ITEMS</u>
4	BMR/IBMR Weekly Reports: 01/26/23
5	Memo from Jennifer Codianne, DOO, Watersheds Q & M, to Director Rebecca Eisenberg, dated 01/16/23, regarding Map of Unhoused Communities for Valley Water Creeks - Response to IBMR-I-23-0002.
7	Memo from Darin Taylor, CFO, to the Board of Directors, dated 01/23/23, regarding Monthly and Quarterly Report of Investments as of December 31, 2022.
	<u>INCOMING BOARD CORRESPONDENCE</u>
35	Board Correspondence Weekly Report: 01/26/23
	<u>OUTGOING BOARD CORRESPONDENCE</u>
37	Email from Director Hsueh, to Gerhard Eschelbeck, dated 01/19/23, regarding Unsafe Water Levels at Stevens Creek Reservoir ahead of Multiple Storms.
39	Email from Director Santos to Ray Solnik, dated 01/19/23, regarding Corey Court Burn.
42	Email from Director Santos, to Ashok Aggarwal, dated 01/19/23, regarding Flood Zone Warning along Cape Horn Drive and suggestion to widen the Bridge on King Road near Commodore Drive.
51	Email from Chair Varela, to Mike Powell, dated 01/06/23, regarding Llagas Creek Flooding Issues.

Board correspondence has been removed from the online posting of the Non-Agenda to protect personal contact information. Lengthy reports/attachments may also be removed due to file size limitations. Copies of board correspondence and/or reports/attachments are available by submitting a public records request to publicrecords@valleywater.org.

CEO BULLETIN

BOARD MEMBER REQUESTS and Informational Items

Report Name: Board Member Requests

Request	Request Date	Director	BAO/Chief	Staff	Description	20 Days Due Date	Expected Completion Date	Disposition
I-23-0002	01/09/23	Eisenberg	Blank	Codianne	Provide Director Eisenberg with a map of unhoused communities for all our creeks	01/29/23		
I-23-0003	01/09/23	Eisenberg	Baker	Struve Gin	What programs focus on capturing storm water	01/29/23		
I-23-0004	01/09/23	Beall Eisenberg	Baker	Gin	What kinds of short term solutions do we have for turf and concrete (fact sheet)? Cities and residents need to know about sustainability	01/29/23		
I-23-0005	01/11/23	Eisenberg	Baker	Gin Nguyen	Provide Director Eisenberg with a PPT for her to brief a Palo Alto council member on Purified Water and provide her with a copy of the 2019 agreement and information on GP5.	02/01/23		
I-23-0006	01/11/23	Eisenberg	Yoke	Ndah	Director Eisenberg requests that staff install an EV charger at or near the Board of Directors parking area.	02/01/23		



MEMORANDUM

FC 14 (08-21-19)

TO: Director Rebecca Eisenberg

FROM: Jennifer Codianne, Deputy Watersheds O&M

SUBJECT: Map of Unhoused Communities for Valley Water's Creeks – Response BMR-I-23-0002

DATE: 1/16/2023

Through BMR I-23-0002, Director Eisenberg requested a map of unhoused communities on Valley Water property.

Staff Response

Every two years, during the last 10 days of January, communities across the country conduct comprehensive counts of their homeless populations to measure the prevalence of homelessness in their communities. The County of Santa Clara, the City of San Jose, the other cities in Santa Clara County, and the Continuum of Care worked in conjunction with Applied Survey Research (ASR) to conduct the Santa Clara County Homeless Census and Survey to complete the 2022 Point-in-Time (PIT) count.

Information was collected on individuals and families sleeping in emergency shelters and transitional housing, as well as people sleeping on the streets, waterways, in cars, in abandoned properties, or in other places not meant for human habitation. However, the PIT count does not geospatially locate the encampments.

The City of San Jose does geospatially locate encampments within their MS4 discharge areas which do in parts overlap with Valley Water land rights to meet the provisions in the Stormwater Municipal Regional Permit (MRP) which requires permit holders to implement trash control measures; specifically, the installation of 4 trash booms or 8 outfall capture devices (minimum 2-foot-diameter outfalls) or equivalent measures. Within the MRP, section C.17 is a new provision that will be handled largely at the Santa Clara Valley Urban Runoff Pollution Prevention Program (SCVURPPP) level. C.17.II requires identification and implementation of appropriate best management practices to address MS4 discharges associated with homelessness that impact water quality.

Valley Water complies with this permit condition by means of trash booms having been installed on Lower Silver, Thompson, Matadero, and Adobe Creeks, the latter two creeks through an agreement with the City of Palo Alto. However, since Valley Water does not have MS4 discharges, geospatially locating encampments is not one of our permit conditions. Since Valley Water doesn't own an MS4, that provision largely doesn't apply directly to us, but we will work with cities and the county in any instances where homeless activities on our properties affect a City's MS4 discharges.

Links below are unhoused community maps located within City of San Jose's MS4 discharge areas:

Downtown Guadalupe River:

<https://www.scribblemaps.com/maps/view/Downtown-SJ/6LWjeiVzVS>

Coyote Creek upstream Tully Road:

<https://www.scribblemaps.com/maps/view/Tully-/rHCMgV0a67>

Coyote Creek downstream Story Road:

<https://www.scribblemaps.com/maps/view/Coyote-Meadows/iLK6Xz12tg>

Coyote Creek upstream Oakland Road:

<https://www.scribblemaps.com/maps/view/Corie-Court-Dec-2021/fOjOk04WgQ>

Additionally, Valley Water staff conduct creek inspections to determine the condition of creeks over which Valley Water has responsibility. If issues are identified (e.g., trash and debris to be removed, access gates or fences to be repaired, etc.), staff prepares work orders for follow-up actions to be taken. Prior to maintenance work proceeding, biological assessments are made to ensure impacts to the environment are minimized. In order to keep maintenance, biological, and other staff informed of site conditions they will be working in, encampments may be identified and geospatially located during inspections. Encampments may also be identified to better assess accumulated trash and debris that needs to be removed to keep waterways clean.

The link below is a map of unhoused encampment observations from creek inspections and Access Valley Water's external illegal encampment reporting locations submitted by the public.

<https://gis.valleywater.org/portal/apps/webappviewer/index.html?id=4db73254b0024088a9d9885c48d2da7d>

Please note that after the recent storm events and City of San Jose's proclamation of a local emergency, many encampments have relocated to upland areas or to emergency shelters and mapping may not be accurate.

Contact Jen Codianne at extension 3876 with questions.

DocuSigned by:



-B78805F5A810445...

Jennifer Codianne, Deputy
Operating Officer – Watersheds O&M

cc: R. Blank, J. Lee

Subject: Monthly and Quarterly Report of Investments as of December 31, 2022



MEMORANDUM

FC 14 (02-08-19)

TO: Board of Directors

FROM: Darin Taylor,
Chief Financial Officer

SUBJECT: Monthly and Quarterly Report of Investments
as of December 31, 2022

DATE: January 23, 2023

SUMMARY:

In accordance with Santa Clara Valley Water District ("Valley Water") Investment Policy and California Government Code sections 53607 and 53646, the Treasurer's Monthly and Quarterly Report of Investments as of December 31, 2022 is attached. This report complies with Executive Limitation-4 Financial Management.

RATIONALE:

California Government Code section 53607 requires the Treasurer of the local agency who has been delegated with the authority to invest funds to provide a monthly report of the investment transactions to the legislative body. Furthermore, Government Code Section 53646 recommends that the Treasurer submit a quarterly report to the legislative body of the local agency to assist with its fiscal oversight role. The quarterly report shall include the types of investment, issuer, date of maturity, par, market value and dollar amount for all securities, investments and moneys held by the local agency. The report shall also confirm compliance of the portfolio with the investment policy as well as a statement denoting the agency's ability to meet its expenditure requirements for the next six months. This report is provided to the Board in compliance with Board Investment Policy and Government Code sections 53607 and 53646.

STAFF ANALYSIS:

Interest Rates

The yield-to-maturity of the investment portfolio as of December 31, 2022, was 1.28%. This represents an increase of 0.07% compared to the yield of 1.21% for September 30, 2022.

Table 1 below summarizes the historical yield-to-maturity of the investment portfolio.

Table 1 - Portfolio Yield-to-Maturity (365 days equivalent)				
Fiscal Year	September Q1	December Q2	March Q3	June Q4
2022	1.06%	1.07%	1.03%	1.02%
2023	1.21%	1.28%		

Subject: Monthly and Quarterly Report of Investments as of December 31, 2022

Investment Strategy

In accordance with the strategy recommended by the Investment Committee and approved by the Board, staff continues to ladder the portfolio. When funds mature, if the money is not needed for current expenditures, they are reinvested in securities that have maturities of up to five years.

The average life of the portfolio on December 31, 2022 was 507 days (1.4 years), well within the 2.5-year average life threshold permitted by the Investment Policy. During the quarter, the Treasury Officer purchased 1 security totaling \$10M with yield-to-maturity 4.89%.

Valley Water's portfolio is invested with a primary goal of safety. To accomplish this goal, staff only invests in securities that are permitted by California Government Code and the Valley Water Investment Policy. These securities have high credit ratings and maturities of no more than 5 years. As of December 31, 2022, approximately 68% of the portfolio was held in US Government Treasury/Agency Notes and Municipal Bonds, 29% was held in liquid funds (Local Area Investment Fund/money market mutual fund, CD's) and 3% in supranational/corporate medium-term notes.

The current short-term interest rate environment correlates to the Federal Funds target rate. At the December 13-14, 2022 meeting, the Federal Open Market Committee (FOMC) stated: "The Committee seeks to achieve maximum employment and inflation at the rate of 2 percent over the longer run. In support of these goals, the Committee decided to raise the target range for the federal funds rate to 4-1/4 to 4-1/2 percent and anticipates that ongoing increases in the target range will be appropriate in order to attain a stance of monetary policy that is sufficiently restrictive to return inflation to 2 percent over time."¹

Staff recommends continuing the strategy of investing in short-term, liquid instruments such as money market mutual funds, Local Area Investment Fund (LAIF), high grade corporate medium-term notes and short-term U.S. government treasury and agency securities to maintain the goals of safety and liquidity of the investment portfolio. Staff will look for value within the five-year horizon and will match maturities with cash flow requirements as opportunities arise.

¹ <http://www.federalreserve.gov/monetarypolicy/fomccalendars.htm>

Subject: Monthly and Quarterly Report of Investments as of December 31, 2022

Interest Income

For the quarter ended December 31, 2022, Valley Water received total interest earnings of \$2.5 million. Table 2 below illustrates the historical interest earnings of the investment portfolio.

Table 2 – Portfolio Quarterly Interest Earnings		
Fiscal Year	Quarter Ending:	Earnings*
2022	September	\$1,741,431
	December	\$1,693,398
	March	\$1,739,714
	June	\$1,828,672
	Total	\$7,003,215
2023	September	\$2,309,729
	December	\$2,505,486
	March	
	June	
	Total	\$4,815,215

** Earnings include interest earned plus accrued interest and adjustments for premiums/discounts for the period.*

Performance Measurement

Valley Water benchmarks its portfolio performance against the 24-month floating average of the 2-year Treasury note. This benchmark approximates relatively closely to the holdings of Valley Water. However, there is no benchmark that will exactly mimic the Valley Water's mix of investments.

For the quarter ended December 31, 2022, the investment portfolio yield-to-maturity was 1.28% while the benchmark yield was 1.62% for a negative difference of 0.34%. Yields on the 2-year Treasury note reflect the gradually increasing interest rate in the short end of the yield curve. Valley Water's portfolio yields are modestly lower because of the staggered maturity investment strategy described above which incorporates holding to maturity certain securities purchased in times of lower rates.

As a result of the current market environment, the redemption of lower-yielding callable securities and the increase in cash outflows due to the planned capital improvement expenditures, the yield on the investment portfolio is expected to remain modest over the next few quarters but may gradually increase over time. The portfolio will continue to be invested according to the tenets of safety, liquidity and yield in conformance with the California Government Code and Valley Water Investment Policy.

Subject: Monthly and Quarterly Report of Investments as of December 31, 2022

Summary of Cumulative Changes in the Investment Portfolio

The book value of the portfolio was approximately \$655 million on December 31, 2022 compared to \$730 million on September 30, 2022, a decrease of \$75 million or 10.3%. The decrease reflects the normal fluctuations of the Valley Water's investment portfolio due to receipt of expected revenues (e.g. property taxes, water utility revenues, etc.) which are offset by various planned expenditures, such as semi-annual payments for the State Water Project and Central Valley Project (\$13.3 million), Water Utility debt service (\$12.2 million), Real Estate acquisitions (\$9.8 million), construction costs for Anderson Dam Tunnel and Upper Llagas Creek Flood Protection projects (\$23.5 million) and other quarterly expenditures. The historical quarterly changes in book value are summarized in Table 3 below.

Table 3 – Portfolio Book Value				
Fiscal Year	Quarter Ending:	Book Value	\$ Change	% Change
2022	September	\$665,132,641	(\$101,230,859)	-13.2%
	December	\$630,102,645	(\$35,029,996)	-5.3%
	March	\$691,619,673	\$61,517,028	9.8%
	June	\$846,631,604	\$155,011,931	22.4%
2023	September	\$730,294,325	(\$116,337,279)	-13.7%
	December	\$655,139,839	(\$75,154,486)	-10.3%
	March			
	June			

Portfolio Market Valuation

In accordance with California Government Code, all public agencies must report unrealized gains and losses in their investment portfolios on a quarterly basis. Table 4 below shows the market value of Valley Water's investments as reported by ICE Data Pricing & Reference Data, LLC on December 31, 2022 compared to the amortized book value.

Table 4 – Portfolio Market Value	
Market Value	\$627,627,232
Amortized Book Value	\$655,139,839
Unrealized Gain (Loss)	(\$27,512,607)

If the entire portfolio had been liquidated on December 31, 2022, Valley Water would have received \$27.5 million less than the total amortized cost of the portfolio. This is the result of a direct relationship between changes in market interest rates and the value of investment securities. As general market interest rates increase, the value of investments purchased at lower yields decrease, and as general market interest rates decrease, the value of investments purchased at higher yields increase.

Valley Water's Investment Policy dictates a buy-and-hold strategy in which the Valley Water holds all securities to their maturity under normal operating conditions. When an investment matures, Valley Water is paid the full-face value of that security and therefore incurs no loss or gain. Since the portfolio was not liquidated, the "loss" was unrealized and had no impact on the portfolio size or yield.

Subject: Monthly and Quarterly Report of Investments as of December 31, 2022

Collateralization of Outstanding Repurchase Agreements

As of December 31, 2022, Valley Water had no outstanding repurchase agreements.

Debt Information

The Investment Policy and governmental regulations require that Valley Water report on the investment of bond proceeds. Investment of bond proceeds is governed by the legal bond documents and applicable governmental regulations. In particular, these funds can be invested for longer periods to match the terms of the outstanding bonds.

Investment of Debt Proceeds

Table 5 below summarizes the debt proceeds investment information as of December 31, 2022. The investments of the debt proceeds are in accordance with the provisions for Permitted Investments as specified in each corresponding Indenture/Trust Agreement.

Table 5 – Debt Proceeds Market Value			
Description	Market Value 12/31/2022	Yield at market	Maturity Date
WS 2012A Reserve Fund	\$5,465,997	4.37%	9/30/2023
SCW 2022B Acquisition and Construction Fund	\$38,485,627	3.64%	-
SCW 2022B Capitalized Interest Fund*	\$8,581,573	4.02-4.63%	12/1/2026

* Invested in State and Local Government Securities (SLGS) to fund interest payments through maturity of the debt.

Compliance with State Law and Valley Water Policy

For the quarter ended December 31, 2022, all investments were in compliance with the Investment Policy and Board Executive Limitation 7.6.

Valley Water holds several Certificates of Deposit (“CD”) issued by various banks and credit unions. The CD account balances are generally maintained at or below the Federal Deposit Insurance Corporation (FDIC) insurance maximum of \$250,000 per CD, with the exception of the following CDs which are separately insured by Letters of Credit from the Federal Home Loan Bank of San Francisco with a minimum of 105% insurance value for account balances in excess of the \$250,000 federal insurance limit: Community Bank of the Bay, Meriwest Bank and Technology Credit Union.

On October 13, 2020, the Board authorized placing a deposit of up to \$14 million in a Certificate of Deposit Account Registry Service (CDARS) account with the Bank of San Francisco as part of the transaction related to the establishment of a \$170 million syndicated bank line of credit. On April 28, 2022, an additional deposit of \$4 million was placed in the CDAR with the Bank of San Francisco. The total Bank of San Francisco CDAR account balance of \$18 million is insured by the FDIC as each individual CD held within the CDAR account is maintained at less than the \$250,000 maximum FDIC insurance limit.

The investment portfolio has been structured to ensure that sufficient monies will be available to cover anticipated expenditures in the coming six months.

Subject: Monthly and Quarterly Report of Investments as of December 31, 2022

Socially Responsible Investments

In a unanimous vote on December 12, 2017, the board voted to amend the investment policy to promote socially responsible investment (SRI) practices, and adopted a set of moral, ethical, environmental, social and governance guiding principles (ESG) to lead investment decisions. The board approved prioritizing local investment possibilities with California based banks and banks with less than \$10 billion in assets, to keep funds in the local economy and promote local job growth. On August 11, 2020, the board enhanced the ESG policy to keep a minimum of 4% of liquid cash in banks with up to \$10 billion in assets and 1% in banks with up to \$2 billion in assets to promote Valley Water's investments in local community banks

Total CDs and deposits placed with local banks and credit union is \$45.3 million for the period ended December 31, 2022. This represents approximately 6.9% of the overall Valley Water portfolio's book value. The change in Valley Water's investment in CDs and collateralized deposits is summarized in Table 6 below.


Table 6 – Certificate of Deposit (CDs) & Money Market Deposit Summary				
Description	Book Value 9/30/2022	Book Value 12/31/2022	Increase/ (Decrease)	% Change
CDs/Collateralized Deposit Accounts	\$45,110,469	\$45,277,965	\$167,496	0.4%

Community Bank Investments


Valley Water Board has implemented an innovative financing approach which promotes small, local banks participation in Valley Water's financing business. The Board Executive Limitation (EL) 4.7.7 requires that Valley Water only engage with banks that have an Environmental, Social, and Governance (ESG) rating from at least one professional ESG research company of at least average/medium (or its equivalent). Banks located within the nine Bay Area counties with total assets below \$10 billion are exempt from this limitation. As a result of this policy, the following banking arrangements have been established with institutions meeting these criteria:

- \$20 million in Revolving Lines of Credit from three small local California banks (Bank of San Francisco, Community Bank of the Bay and First Foundation Bank).
- \$45 million in investments in various small, local banks' various deposits that are secured by either the Federal Depository Insurance Corporation or collateralized by Letters of Credit from the Federal Home Loan Bank of San Francisco.
- Three separate letters of credit issued by Technology Credit Union, based in San Jose, totaling \$841,000 to Valley Water to meet the U.S. Army Corp's financial assurance requirements for the operations of Upper Penitencia, Coyote Ridge, and Rancho Cañada de Pala Preserve watershed projects.
- Valley Water underwriting pool is limited to US investment banks with ESG ratings of medium or better with preference for small, local California banks.

Subject: Monthly and Quarterly Report of Investments as of December 31, 2022

DocuSigned by:
 1/24/2023
2493486EB1B9488...

Prepared by: Prachi Tara
Treasury Management Analyst

DocuSigned by:
 1/24/2023
7BC5EFFA2A234AD...

Reviewed by: Charlene Sun
Treasury, Debt and Grants Officer

Attachments:

- 1: Portfolio Management reports
- 2: Portfolio Composition Pie Chart
- 3: Yield Comparison Graph




**Santa Clara Valley Water Dist.
Portfolio Management
Portfolio Summary
December 31, 2022**

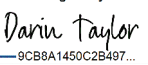
SANTA CLARA VALLEY WATER
5750 Almaden Expressway
San Jose, San Jose, Ca 951
(408)265-2607

Investments	Par Value	Market Value	Book Value	% of Portfolio	YTM 365 Equiv.	Term	Days to Maturity
Treasury Securities - Coupon	109,000,000.00	101,945,143.00	107,766,833.57	16.45	1.657	1,142	751
Federal Agency Issues - Coupon	296,364,000.00	278,614,210.74	297,076,690.39	45.35	1.274	1,542	717
Negotiable CD's - Interest Bearing	240,000.00	222,149.04	240,000.00	0.04	1.094	1,826	816
LAIF	63,373,478.76	63,373,478.76	63,373,478.76	9.67	1.350	1	1
Medium Term Notes	7,000,000.00	6,795,179.12	6,991,322.48	1.07	2.169	1,620	296
Money Market Account	10,604,069.80	10,604,069.80	10,604,069.80	1.62	3.400	1	1
TimeCD_Deposit Account	116,855,088.04	116,855,088.04	116,855,088.04	17.84	0.563	1	1
Supranational	15,000,000.00	13,938,691.42	15,087,770.83	2.30	1.014	1,663	851
Municipal Bonds	37,160,000.00	35,279,222.30	37,144,585.01	5.67	1.690	1,595	626
Investments	655,596,636.60	627,627,232.22	655,139,838.88	100.00%	1.279	1,034	507

Total Earnings	December 31	Month Ending	Fiscal Year To Date
Current Year		793,107.99	4,815,214.61
Average Daily Balance		699,673,882.75	754,052,496.78
Effective Rate of Return		1.33%	1.27%

Current market pricing is updated at the end of each month from data provided by Interactive Data, a securities pricing service.

DocuSigned by:

 7BC5E9FA2A234AD...
 Charlene Sun
 Treasury/Deb
 Date 1/24/2023

DocuSigned by:

 9CB8A1450C2B497...
 Darin Taylor, Chief Financial Officer
 Date 1/24/2023

Reporting period 12/01/2022-12/31/2022

Run Date: 01/10/2023 - 10:47

Portfolio SCVW
AC
PM (PRF_PM1) 7.3.0
Report Ver. 7.3.6.1

**Santa Clara Valley Water Dist.
Portfolio Management
Activity Summary
December 2021 through December 2022**

Page 1

Month End	Year	Number of Securities	Total Invested	Yield to Maturity		Managed Pool Rate	Number of Investments Purchased	Number of Investments Redeemed	Average Term	Average Days to Maturity
				360 Equivalent	365 Equivalent					
December	2021	167	630,102,645.16	1.059	1.074	0.240	0	1	1,114	622
January	2022	170	694,288,528.85	1.002	1.016	0.230	4	1	1,041	582
February	2022	174	685,394,725.06	1.062	1.077	0.230	5	1	1,092	612
March	2022	177	691,619,672.66	1.017	1.031	0.230	4	6	1,067	612
April	2022	175	696,268,659.28	1.031	1.045	0.320	3	4	1,057	608
May	2022	177	660,399,265.16	1.059	1.074	0.320	6	8	1,100	624
June	2022	177	846,631,603.68	1.008	1.022	0.320	8	1	887	499
July	2022	177	800,949,313.72	1.082	1.097	0.750	1	2	933	507
August	2022	174	780,236,284.74	1.163	1.179	0.750	0	8	928	500
September	2022	166	730,294,325.34	1.195	1.212	0.750	0	4	977	513
October	2022	162	733,049,479.77	1.241	1.258	1.350	0	1	965	490
November	2022	161	720,833,489.87	1.267	1.284	1.350	0	4	971	477
December	2022	158	655,139,838.88	1.261	1.279	1.350	1	7	1,034	507
Average		170	717,323,679.40	1.111%	1.127%	0.630	2	4	1,013	550

Santa Clara Valley Water Dist.
Portfolio Management
Activity By Type
December 1, 2022 through December 31, 2022

Page 1

CUSIP	Investment #	Issuer	Stated Rate	Transaction Date	Purchases or Deposits	Redemptions or Withdrawals	Balance
Treasury Securities - Coupon							
91282CBD2	5551	Republic Industries Funding	0.125	12/31/2022	0.00	8,000,000.00	
91282CBD2	5552	Republic Industries Funding	0.125	12/31/2022	0.00	20,000,000.00	
		Subtotal			0.00	28,000,000.00	107,766,833.57
Federal Agency Issues - Coupon							
3133EKQP4	5377	Federal Farm Credit Bank	1.875	12/12/2022	0.00	5,000,000.00	
3133EN5G1	5557	Federal Farm Credit Bank	4.890	12/28/2022	10,000,000.00	0.00	
3130AFE78	5319	Federal Home Loan Bank	3.000	12/09/2022	0.00	3,000,000.00	
3130AFE78	5332	Federal Home Loan Bank	3.000	12/09/2022	0.00	3,000,000.00	
3130AFE78	5336	Federal Home Loan Bank	3.000	12/09/2022	0.00	3,000,000.00	
		Subtotal			10,000,000.00	14,000,000.00	297,076,690.39
Negotiable CD's - Interest Bearing							
		Subtotal					240,000.00
LAIF (Monthly Summary)							
SYS88-0237LAIF	88-0237LAIF	Local Agency Investment Fund	1.350		19,000,000.00	10,000,000.00	
		Subtotal			19,000,000.00	10,000,000.00	63,373,478.76
Medium Term Notes							
		Subtotal					6,991,322.48
Money Market Account (Monthly Summary)							
23380W523	4102	Daily Income US Gov MMF	3.400		15,830,096.22	50,000,875.00	
		Subtotal			15,830,096.22	50,000,875.00	10,604,069.80
TimeCD_Deposit Account (Monthly Summary)							
SYS5317	5317	Excite CU FKA Alliance CU	2.240		511.34	0.00	
SYS5481	5481	Bank of San Francisco	0.449		5,390.36	0.00	
SYS5540	5540	Bank of San Francisco	1.242		25,182.74	0.00	
SYS5309	5309	Community Bank of the Bay	1.050		164.44	164.44	
SYS5371	5371	Community Bank of the Bay	0.500		4,382.49	0.00	
SYS4912	4912	Deposit Account	0.050		110,332,541.51	109,130,066.48	
SYS5398	5398	Meriwest Credit Union	3.102		13,500.99	0.00	
SYS5556	5556	Provident Credit Union	2.018		396.92	0.00	

Portfolio SCVW
AC
PM (PRF_PM3) 7.3.0
Report Ver. 7.3.6.1

Run Date: 01/10/2023 - 10:47

Santa Clara Valley Water Dist.
Portfolio Management
Activity By Type
December 1, 2022 through December 31, 2022

Page 2

CUSIP	Investment #	Issuer	Stated Rate	Transaction Date	Purchases or Deposits	Redemptions or Withdrawals	Balance
TimeCD_Deposit Account (Monthly Summary)							
SYS5310	5310	Technology Credit Union	1.000		595.57	0.00	
SYS5369	5369	Technology Credit Union	2.060		26,989.59	0.00	
SYS5553	5553	Union Bank (NIB)			0.00	8,790,180.00	
		Subtotal			110,409,655.95	117,920,410.92	116,855,088.04
Supranational							
		Subtotal					15,087,770.83
Municipal Bonds							
702274CN9	5285	City of Pasadena	3.338	12/01/2022	0.00	1,055,000.00	
		Subtotal			0.00	1,055,000.00	37,144,585.01
		Total			155,239,752.17	220,976,285.92	655,139,838.88

Santa Clara Valley Water Dist.
Portfolio Management
Portfolio Details - Investments
December 31, 2022

Page 1

CUSIP	Investment #	Issuer	Average Balance	Purchase Date	Par Value	Market Value	Book Value	Stated Rate	YTM 365	Term	Days to Maturity	Maturity Date
Treasury Securities - Coupon												
91282CBV2	5532	Republic Industries Funding		02/11/2022	5,000,000.00	4,733,205.00	4,923,348.45	0.375	1.592	794	470	04/15/2024
91282CCC3	5534	Republic Industries Funding		03/08/2022	5,000,000.00	4,708,010.00	4,910,826.03	0.250	1.580	799	500	05/15/2024
91282CEH0	5547	Republic Industries Funding		06/22/2022	5,000,000.00	4,815,625.00	4,922,581.77	2.625	3.339	1,028	835	04/15/2025
91282CEH0	5549	Republic Industries Funding		06/22/2022	5,000,000.00	4,815,625.00	4,920,360.74	2.625	3.360	1,028	835	04/15/2025
91282VB3	5384	US Treasury Bill		06/18/2019	3,000,000.00	2,968,593.00	2,999,247.83	1.750	1.821	1,427	134	05/15/2023
91282ZT0	5496	US Treasury Bill		01/12/2021	5,000,000.00	4,542,775.00	4,980,642.09	0.250	0.412	1,600	881	05/31/2025
91282ZT0	5499	US Treasury Bill		01/27/2021	5,000,000.00	4,542,775.00	4,991,051.04	0.250	0.325	1,585	881	05/31/2025
91282ZT0	5500	US Treasury Bill		01/27/2021	5,000,000.00	4,542,775.00	4,991,749.31	0.250	0.319	1,585	881	05/31/2025
91282CCF6	5521	US Treasury Bill		09/28/2021	5,000,000.00	4,464,650.00	4,970,043.71	0.750	0.930	1,706	1,246	05/31/2026
91282ZT0	5522	US Treasury Bill		10/28/2021	3,000,000.00	2,725,665.00	2,953,246.52	0.250	0.908	1,311	881	05/31/2025
91282ZL7	5523	US Treasury Bill		01/18/2022	5,000,000.00	4,566,795.00	4,898,145.66	0.375	1.271	1,198	850	04/30/2025
9128284R8	5525	US Treasury Bill		09/28/2021	5,000,000.00	4,837,305.00	5,258,426.24	2.875	0.701	1,341	881	05/31/2025
91282CCF6	5526	US Treasury Bill		09/29/2021	3,000,000.00	2,678,790.00	2,979,275.21	0.750	0.957	1,705	1,246	05/31/2026
91282ZT0	5527	US Treasury Bill		01/25/2022	5,000,000.00	4,542,775.00	4,874,397.12	0.250	1.318	1,222	881	05/31/2025
91282ZT0	5528	US Treasury Bill		01/25/2022	5,000,000.00	4,542,775.00	4,874,397.12	0.250	1.318	1,222	881	05/31/2025
91282CBW0	5529	US Treasury Bill		02/02/2022	5,000,000.00	4,475,000.00	4,869,390.44	0.750	1.564	1,548	1,215	04/30/2026
91282XT2	5531	US Treasury Bill		02/11/2022	5,000,000.00	4,819,140.00	5,027,018.96	2.000	1.608	840	516	05/31/2024
912828WJ5	5535	US Treasury Bill		03/08/2022	5,000,000.00	4,854,885.00	5,062,089.33	2.500	1.573	799	500	05/15/2024
91282XT2	5536	US Treasury Bill		03/08/2022	5,000,000.00	4,819,140.00	5,029,183.28	2.000	1.577	815	516	05/31/2024
91282CCF6	5538	US Treasury Bill		03/29/2022	5,000,000.00	4,464,650.00	4,702,667.24	0.750	2.600	1,524	1,246	05/31/2026
91282ZT0	5550	US Treasury Bill		06/22/2022	5,000,000.00	4,542,775.00	4,645,605.65	0.250	3.361	1,074	881	05/31/2025
9128284D9	5554	US Treasury Bill		06/30/2022	5,000,000.00	4,976,550.00	4,997,477.47	2.500	2.707	274	89	03/31/2023
912828Q29	5555	US Treasury Bill		06/30/2022	5,000,000.00	4,964,865.00	4,985,662.36	1.500	2.693	274	89	03/31/2023
Subtotal and Average			134,817,280.93		109,000,000.00	101,945,143.00	107,766,833.57		1.657	1,142	751	
Federal Agency Issues - Coupon												
3133EJP60	5318	Federal Farm Credit Bank		01/23/2019	3,000,000.00	2,987,124.69	3,003,101.66	3.000	2.672	1,560	121	05/02/2023
3133ED2B7	5333	Federal Farm Credit Bank		02/01/2019	1,000,000.00	992,018.76	1,007,022.87	3.610	2.560	1,690	260	09/18/2023
3133EKL2	5372	Federal Farm Credit Bank		05/15/2019	3,000,000.00	2,973,856.65	3,001,031.38	2.300	2.203	1,461	134	05/15/2023
3133EKL2	5375	Federal Farm Credit Bank		05/24/2019	1,805,000.00	1,789,270.42	1,806,024.78	2.300	2.140	1,452	134	05/15/2023
3133EKP65	5380	Federal Farm Credit Bank		06/10/2019	3,000,000.00	2,945,671.08	3,004,320.00	2.125	1.903	1,548	247	09/05/2023
3133EDBU5	5381	Federal Farm Credit Bank		06/10/2019	3,000,000.00	2,960,121.51	3,044,758.53	3.500	1.887	1,654	353	12/20/2023
3133EHN25	5382	Federal Farm Credit Bank		06/18/2019	3,000,000.00	2,938,308.45	3,006,923.08	2.200	1.910	1,597	304	11/01/2023
3133EKKU9	5383	Federal Farm Credit Bank		06/18/2019	3,000,000.00	2,939,450.76	3,009,792.91	2.300	1.899	1,604	311	11/08/2023
3133ECPM0	5385	Federal Farm Credit Bank		06/20/2019	4,596,000.00	4,555,955.14	4,601,111.01	2.125	1.814	1,425	134	05/15/2023
3133ECGU2	5386	Federal Farm Credit Bank		06/20/2019	5,000,000.00	4,984,636.65	5,002,642.07	2.120	1.791	1,350	59	03/01/2023

Portfolio SCVV

AC

Run Date: 01/10/2023 - 10:47

PM (PRF_PM2) 7.3.0

Report Ver. 7.3.6.1

Santa Clara Valley Water Dist.
Portfolio Management
Portfolio Details - Investments
December 31, 2022

Page 2

CUSIP	Investment #	Issuer	Average Balance	Purchase Date	Par Value	Market Value	Book Value	Stated Rate	YTM 365	Term	Days to Maturity	Maturity Date
Federal Agency Issues - Coupon												
3133EKS7	5387	Federal Farm Credit Bank		06/26/2019	3,000,000.00	2,959,953.87	2,999,383.85	1.770	1.814	1,461	176	06/26/2023
3133EJWA3	5403	Federal Farm Credit Bank		09/27/2019	1,000,000.00	998,622.79	1,001,103.55	2.900	1.616	1,225	33	02/03/2023
3133EKPT7	5425	Federal Farm Credit Bank		11/22/2019	2,175,000.00	2,152,483.33	2,179,638.92	2.125	1.610	1,291	155	06/05/2023
3133ELEL4	5432	Federal Farm Credit Bank		12/19/2019	5,000,000.00	4,951,041.65	5,000,000.00	1.690	1.690	1,245	136	05/17/2023
3133ELNE0	5440	Federal Farm Credit Bank		02/27/2020	5,000,000.00	4,819,489.65	5,011,762.40	1.430	1.214	1,448	409	02/14/2024
3133ELQD9	5442	Federal Farm Credit Bank		03/04/2020	5,000,000.00	4,809,361.00	5,001,086.87	1.230	1.211	1,461	428	03/04/2024
3133ELQD9	5443	Federal Farm Credit Bank		03/04/2020	3,000,000.00	2,885,616.60	3,002,060.39	1.230	1.170	1,461	428	03/04/2024
3133ELQD9	5459	Federal Farm Credit Bank		08/06/2020	5,000,000.00	4,809,361.00	5,056,377.56	1.230	0.265	1,306	428	03/04/2024
3133EL3P7	5460	Federal Farm Credit Bank		08/12/2020	5,000,000.00	4,519,769.25	5,000,000.00	0.530	0.530	1,826	954	08/12/2025
3133ELQD9	5462	Federal Farm Credit Bank		08/07/2020	5,000,000.00	4,809,361.00	5,056,564.34	1.230	0.262	1,305	428	03/04/2024
3133EMJS2	5489	Federal Farm Credit Bank		12/09/2020	5,000,000.00	4,606,351.20	5,000,000.00	0.440	0.440	1,461	708	12/09/2024
3133EMSU7	5510	Federal Farm Credit Bank		03/09/2021	5,000,000.00	4,466,681.80	5,000,000.00	0.800	0.800	1,826	1,163	03/09/2026
3133EMYV8	5514	Federal Farm Credit Bank		05/11/2021	5,000,000.00	4,473,865.10	5,001,983.06	0.820	0.808	1,826	1,226	05/11/2026
3133ENPB0	5533	Federal Farm Credit Bank		02/16/2022	5,000,000.00	4,579,101.55	5,000,000.00	2.180	2.180	1,826	1,507	02/16/2027
3133EN5G1	5557	Federal Farm Credit Bank		12/28/2022	10,000,000.00	9,995,668.20	10,000,000.00	4.890	4.890	365	361	12/28/2023
3133XPKG8	5244	Federal Home Loan Bank		06/21/2018	5,000,000.00	5,003,403.75	5,016,935.26	4.750	2.848	1,723	68	03/10/2023
313383YJ4	5334	Federal Home Loan Bank		02/01/2019	2,000,000.00	1,979,805.38	2,010,481.33	3.375	2.560	1,680	250	09/08/2023
3130A3VC5	5374	Federal Home Loan Bank		05/24/2019	3,000,000.00	2,930,210.94	3,002,925.96	2.250	2.140	1,659	341	12/08/2023
3133834G3	5378	Federal Home Loan Bank		06/06/2019	3,000,000.00	2,966,575.59	3,002,302.66	2.125	1.942	1,464	159	06/09/2023
3130AAHE1	5390	Federal Home Loan Bank		06/24/2019	5,000,000.00	4,890,070.75	5,027,932.76	2.500	1.875	1,628	341	12/08/2023
3133834G3	5423	Federal Home Loan Bank		11/22/2019	3,000,000.00	2,966,575.59	3,006,607.05	2.125	1.607	1,295	159	06/09/2023
3133834G3	5424	Federal Home Loan Bank		11/22/2019	3,240,000.00	3,203,901.64	3,247,074.68	2.125	1.611	1,295	159	06/09/2023
3133834G3	5427	Federal Home Loan Bank		12/11/2019	1,000,000.00	988,858.53	1,001,901.53	2.125	1.677	1,276	159	06/09/2023
3130A3GE8	5466	Federal Home Loan Bank		08/26/2020	5,000,000.00	4,842,952.60	5,227,934.45	2.750	0.390	1,570	712	12/13/2024
3130AL2G8	5504	Federal Home Loan Bank		02/18/2021	10,000,000.00	8,893,801.30	10,000,000.00	0.600	0.600	1,826	1,144	02/18/2026
3130ALKL7	5507	Federal Home Loan Bank		03/25/2021	5,000,000.00	4,462,349.35	5,000,000.00	0.850	0.850	1,826	1,179	03/25/2026
3130ALKL7	5508	Federal Home Loan Bank		03/25/2021	5,000,000.00	4,462,349.35	5,000,000.00	0.850	0.850	1,826	1,179	03/25/2026
3130AM2K7	5513	Federal Home Loan Bank		04/28/2021	10,000,000.00	9,104,783.30	10,000,000.00	1.250	1.097	1,826	1,213	04/28/2026
3130AQM8	5524	Federal Home Loan Bank		01/26/2022	5,000,000.00	4,542,766.05	5,000,000.00	1.125	1.788	1,826	1,486	01/26/2027
3130AQT9	5530	Federal Home Loan Bank		02/28/2022	5,000,000.00	4,752,720.65	5,000,000.00	1.300	1.300	820	513	05/28/2024
3130ARKL4	5537	Federal Home Loan Bank		04/21/2022	5,000,000.00	4,836,213.50	5,000,000.00	2.250	3.614	1,826	1,571	04/21/2027
3130ARQB0	5539	Federal Home Loan Bank		04/28/2022	5,000,000.00	4,850,572.05	5,000,000.00	2.375	3.353	1,096	848	04/28/2025
3130A7PH2	5444	Federal Home Loan Bank-CN		02/28/2020	3,000,000.00	2,898,777.18	3,024,073.97	1.875	1.180	1,470	432	03/08/2024
3134GWND4	5461	Federal Home Loan Mortgage Cor		08/12/2020	5,000,000.00	4,528,415.45	5,000,000.00	0.600	0.600	1,826	954	08/12/2025
3134GWUY0	5476	Federal Home Loan Mortgage Cor		10/19/2020	6,698,000.00	6,155,125.02	6,698,000.00	0.400	0.400	1,533	729	12/30/2024
3134GW3W4	5477	Federal Home Loan Mortgage Cor		10/28/2020	5,000,000.00	4,626,927.40	5,000,000.00	0.410	0.410	1,461	666	10/28/2024

Portfolio SCVV

AC

PM (PRF_PM2) 7.3.0

Santa Clara Valley Water Dist.
Portfolio Management
Portfolio Details - Investments
December 31, 2022

CUSIP	Investment #	Issuer	Average Balance	Purchase Date	Par Value	Market Value	Book Value	Stated Rate	YTM 365	Term	Days to Maturity	Maturity Date
Federal Agency Issues - Coupon												
3134GW5Q5	5478	Federal Home Loan Mortgage Cor		10/29/2020	5,000,000.00	4,587,500.50	5,000,000.00	0.450	0.450	1,553	759	01/29/2025
3134GXBM5	5485	Federal Home Loan Mortgage Cor		12/01/2020	5,000,000.00	4,466,376.25	5,000,000.00	0.600	0.600	1,807	1,046	11/12/2025
3134GXFX7	5486	Federal Home Loan Mortgage Cor		12/16/2020	5,000,000.00	4,639,159.40	5,000,000.00	0.375	0.375	1,370	624	09/16/2024
3134GXHK3	5490	Federal Home Loan Mortgage Cor		12/24/2020	5,000,000.00	4,584,091.50	5,000,000.00	0.410	0.410	1,551	813	03/24/2025
3134GXJB1	5492	Federal Home Loan Mortgage Cor		12/28/2020	5,000,000.00	4,555,680.90	5,000,000.00	0.420	0.447	1,551	817	03/28/2025
3137EAXE3	5479	Fed Home Loan Mort Corp-CN		10/21/2020	5,000,000.00	4,503,498.65	4,988,547.95	0.375	0.460	1,798	996	09/23/2025
3137EAEU9	5498	Fed Home Loan Mort Corp-CN		01/27/2021	6,900,000.00	6,249,474.14	6,898,820.07	0.375	0.382	1,636	932	07/21/2025
3137EAXE3	5501	Fed Home Loan Mort Corp-CN		01/28/2021	1,000,000.00	900,699.73	999,319.93	0.375	0.400	1,699	996	09/23/2025
3135G0V34	5429	Fed Natl Mortgage Assoc		12/11/2019	5,000,000.00	4,881,505.70	5,042,076.77	2.500	1.700	1,517	400	02/05/2024
3136G4T52	5465	Fed Natl Mortgage Assoc		08/26/2020	4,050,000.00	3,709,230.04	4,050,000.00	0.520	0.520	1,644	786	02/25/2025
3135G04Z3	5488	Fed Natl Mortgage Assoc		12/09/2020	5,000,000.00	4,553,256.75	5,010,960.71	0.500	0.410	1,651	898	06/17/2025
3135GA2Z3	5491	Fed Natl Mortgage Assoc		12/10/2020	5,000,000.00	4,476,703.80	5,000,000.00	0.560	0.560	1,803	1,051	11/17/2025
3135G04Z3	5494	Fed Natl Mortgage Assoc		01/13/2021	5,000,000.00	4,553,256.75	5,002,429.00	0.500	0.480	1,616	898	06/17/2025
3135G05X7	5495	Fed Natl Mortgage Assoc		01/12/2021	5,000,000.00	4,513,410.80	4,986,891.82	0.375	0.475	1,686	967	08/25/2025
3135G06G3	5497	Fed Natl Mortgage Assoc		01/20/2021	4,900,000.00	4,410,524.40	4,905,443.68	0.500	0.461	1,752	1,041	11/07/2025
3135G04Z3	5502	Fed Natl Mortgage Assoc		02/04/2021	5,000,000.00	4,553,256.75	5,012,797.15	0.500	0.395	1,594	898	06/17/2025
3135G03U5	5506	Fed Natl Mortgage Assoc		02/26/2021	5,000,000.00	4,597,246.85	5,001,691.44	0.625	0.610	1,516	842	04/22/2025
3135G03U5	5511	Fed Natl Mortgage Assoc		03/05/2021	5,000,000.00	4,597,246.85	5,009,667.99	0.625	0.540	1,509	842	04/22/2025
3135G0K36	5520	Fed Natl Mortgage Assoc		08/27/2021	5,000,000.00	4,691,452.75	5,218,421.44	2.125	0.780	1,701	1,209	04/24/2026
3135G03U5	5548	Fed Natl Mortgage Assoc		06/22/2022	2,000,000.00	1,838,898.74	1,880,319.71	0.625	3.364	1,035	842	04/22/2025
3135G0U43	5341	FNMA Discount Notes		02/12/2019	3,000,000.00	2,961,442.02	3,006,443.85	2.875	2.546	1,673	254	09/12/2023
Subtotal and Average			292,488,888.82		296,364,000.00	278,614,210.74	297,076,690.39		1.274	1,542	717	
Negotiable CD's - Interest Bearing												
79772FAF3	5445	San Francisco FCU		03/27/2020	240,000.00	222,149.04	240,000.00	1.100	1.094	1,826	816	03/27/2025
Subtotal and Average			240,000.00		240,000.00	222,149.04	240,000.00		1.094	1,826	816	
LAIF												
SYS88-0237LAIF	88-0237LAIF	Local Agency Investment Fund			63,373,478.76	63,373,478.76	63,373,478.76	1.350	1.350	1	1	
Subtotal and Average			63,212,188.44		63,373,478.76	63,373,478.76	63,373,478.76		1.350	1	1	
Medium Term Notes												
037833DE7	5202	Apple Inc		05/03/2018	3,000,000.00	2,998,572.30	2,999,270.63	2.400	2.819	1,716	12	01/13/2023
037833DX5	5505	Apple Inc		02/23/2021	2,000,000.00	1,803,957.32	1,994,084.16	0.550	0.664	1,639	962	08/20/2025
478160BT0	5350	Johnson & Johnson		03/05/2019	2,000,000.00	1,992,649.50	1,997,967.69	2.050	2.697	1,457	59	03/01/2023

Portfolio SCVV
AC
PM (PRF_PM2) 7.3.0

Santa Clara Valley Water Dist.
Portfolio Management
Portfolio Details - Investments
December 31, 2022

Page 4

CUSIP	Investment #	Issuer	Average Balance	Purchase Date	Par Value	Market Value	Book Value	Stated Rate	YTM 365	Term	Days to Maturity	Maturity Date
Subtotal and Average			6,989,906.80		7,000,000.00	6,795,179.12	6,991,322.48		2.169	1,620	296	
Money Market Account												
23380W523	4102	Daily Income US Gov MMF			10,604,069.80	10,604,069.80	10,604,069.80	3.400	3.400	1	1	
Subtotal and Average			34,341,469.23		10,604,069.80	10,604,069.80	10,604,069.80		3.400	1	1	
TimeCD_Deposit Account												
SYS5317	5317	Excite CU FKA Alliance CU			244,012.75	244,012.75	244,012.75	2.240	2.240	1	1	
SYS5311	5311	Bank of San Francisco			237,101.76	237,101.76	237,101.76	0.880	0.880	1	1	
SYS5481	5481	Bank of San Francisco			14,137,417.15	14,137,417.15	14,137,417.15	0.449	0.449	1	1	
SYS5540	5540	Bank of San Francisco			4,033,905.06	4,033,905.06	4,033,905.06	1.242	1.242	1	1	
SYS5309	5309	Community Bank of the Bay			250,000.00	250,000.00	250,000.00	1.050	1.050	1	1	
SYS5371	5371	Community Bank of the Bay			5,177,362.27	5,177,362.27	5,177,362.27	0.500	0.500	1	1	
SYS4912	4912	Deposit Account			42,359,580.24	42,359,580.24	42,359,580.24	0.050	0.050	1	1	
SYS5398	5398	Meriwest Credit Union			5,131,512.26	5,131,512.26	5,131,512.26	3.102	3.102	1	1	
SYS5397	5397	Provident Credit Union			0.00	0.00	0.00	2.579	2.579	1	1	
SYS5556	5556	Provident Credit Union		07/28/2022	231,985.87	231,985.87	231,985.87	2.018	2.018	1	1	
SYS5310	5310	Technology Credit Union			237,828.63	237,828.63	237,828.63	1.000	1.000	1	1	
SYS5369	5369	Technology Credit Union			15,596,839.05	15,596,839.05	15,596,839.05	2.060	2.060	1	1	
SYS5553	5553	Union Bank (NIB)			29,217,543.00	29,217,543.00	29,217,543.00		0.000	1	1	
Subtotal and Average			115,350,169.02		116,855,088.04	116,855,088.04	116,855,088.04		0.563	1	1	
Supranational												
4581X0DL9	5517	Inter-American Dev't Bank		05/20/2021	2,000,000.00	1,850,704.84	2,012,043.02	0.875	0.604	1,414	823	04/03/2025
4581X0DK1	5503	INTERAMERI DEV		02/05/2021	3,000,000.00	2,830,500.00	3,088,661.58	1.750	0.396	1,498	803	03/14/2025
459058GL1	5290	INTL BK RECON & DEVELOP		12/03/2018	3,000,000.00	2,958,180.00	3,000,911.21	3.000	2.955	1,759	269	09/27/2023
459058JL8	5518	INTL BK RECON & DEVELOP		05/24/2021	2,000,000.00	1,798,449.58	1,986,155.02	0.500	0.750	1,618	1,031	10/28/2025
45950VPT7	5509	INTL FINANCE CORP		03/15/2021	5,000,000.00	4,500,857.00	5,000,000.00	0.500	0.500	1,826	1,169	03/15/2026
Subtotal and Average			15,089,404.86		15,000,000.00	13,938,691.42	15,087,770.83		1.014	1,663	851	
Municipal Bonds												
54438CYK2	5484	Los Angeles Community College		11/10/2020	1,000,000.00	904,210.00	1,000,000.00	0.773	0.773	1,725	943	08/01/2025
010878AS5	5541	County of Alameda		05/26/2022	500,000.00	489,570.00	516,705.71	4.000	3.000	1,528	1,308	08/01/2026
127109QA7	5402	Cabrillo Comnt		10/08/2019	1,230,000.00	1,180,332.60	1,230,000.00	2.034	2.034	1,759	578	08/01/2024
13067WSW3	5542	CA Department Water Resources		05/26/2022	440,000.00	382,346.80	403,509.03	1.051	3.350	1,650	1,430	12/01/2026
13067WRC8	5545	CA Department Water Resources		05/27/2022	500,000.00	447,160.00	469,621.44	0.790	3.000	1,284	1,065	12/01/2025
13034AL65	5487	CA Infrastructure & Econ Dev		12/17/2020	1,250,000.00	1,126,050.00	1,250,000.00	0.765	0.765	1,749	1,004	10/01/2025

Portfolio SCVV

AC

PM (PRF_PM2) 7.3.0

Run Date: 01/10/2023 - 10:47

Santa Clara Valley Water Dist.
Portfolio Management
Portfolio Details - Investments
December 31, 2022

Page 5

CUSIP	Investment #	Issuer	Average Balance	Purchase Date	Par Value	Market Value	Book Value	Stated Rate	YTM 365	Term	Days to Maturity	Maturity Date
Municipal Bonds												
357172B79	5515	Fremont Unified High Sch Dstt		05/26/2021	100,000.00	90,775.00	100,000.00	0.845	0.845	1,528	943	08/01/2025
357172B61	5516	Fremont Unified High Sch Dstt		05/26/2021	750,000.00	703,222.50	750,000.00	0.553	0.553	1,163	578	08/01/2024
368079HT9	5364	Gavilan Joint Community CLG-A1		04/18/2019	400,000.00	396,072.00	400,000.00	2.620	2.619	1,566	212	08/01/2023
368079KB4	5471	Gavilan Joint Community CLG-A1		10/15/2020	750,000.00	733,815.00	750,000.00	0.524	0.524	1,020	212	08/01/2023
368079KC2	5472	Gavilan Joint Community CLG-A1		10/15/2020	600,000.00	564,078.00	600,000.00	0.739	0.739	1,386	578	08/01/2024
376087FY3	5414	Gilroy USD		10/31/2019	600,000.00	589,404.00	600,000.00	1.793	1.793	1,370	212	08/01/2023
376087FZ0	5415	Gilroy USD		10/31/2019	550,000.00	524,656.00	550,000.00	1.833	1.833	1,736	578	08/01/2024
54465AGP1	5368	LA County Redev Agency		04/22/2019	1,750,000.00	1,714,457.50	1,744,718.55	2.000	2.480	1,593	243	09/01/2023
530319SK9	5468	Liberty Union HSD		10/07/2020	800,000.00	752,008.00	800,000.00	0.650	0.643	1,394	578	08/01/2024
530319SL7	5469	Liberty Union HSD		10/07/2020	825,000.00	746,154.75	825,000.00	0.760	0.760	1,759	943	08/01/2025
542411NJ8	5413	Long Beach Community College		10/23/2019	2,500,000.00	2,394,975.00	2,500,000.00	1.803	1.803	1,744	578	08/01/2024
56781RJG3	5329	Marin CCD GO-B1		02/07/2019	600,000.00	594,870.00	600,000.00	2.895	2.895	1,636	212	08/01/2023
677765GV5	5401	Ohlone Community College		09/26/2019	2,000,000.00	1,920,100.00	2,000,000.00	1.814	1.814	1,771	578	08/01/2024
677765GW3	5480	Ohlone Community College		10/22/2020	2,865,000.00	2,691,581.55	2,957,628.00	1.975	0.700	1,744	943	08/01/2025
799306QJ7	5417	San Rafael CA Elem Sch Dist		11/13/2019	1,000,000.00	984,720.00	1,000,000.00	1.865	1.865	1,357	212	08/01/2023
801546QV7	5519	Cnty Santa Clara		07/28/2021	1,770,000.00	1,659,003.30	1,821,584.64	2.000	0.850	1,465	943	08/01/2025
79773KDC5	5512	SF City and County GO Bonds		03/30/2021	830,000.00	746,925.30	830,000.00	0.728	0.728	1,538	896	06/15/2025
798186N81	5493	San Jose Unified Sch District		01/20/2021	1,000,000.00	902,890.00	1,000,000.00	0.558	0.558	1,654	943	08/01/2025
798186N81	5546	San Jose Unified Sch District		05/31/2022	405,000.00	365,670.45	380,038.68	0.558	3.080	1,158	943	08/01/2025
802498UG8	5411	Santa Monica-Malibu USD		11/06/2019	650,000.00	640,328.00	650,000.00	1.669	1.669	1,364	212	08/01/2023
802498UH6	5412	Santa Monica-Malibu USD		11/06/2019	500,000.00	478,000.00	500,000.00	1.719	1.719	1,730	578	08/01/2024
835569GR9	5416	Sonoma County CA Jnr Clg Dist		11/12/2019	1,000,000.00	960,550.00	1,000,000.00	2.061	2.061	1,724	578	08/01/2024
799408Z85	5475	SAN RAMON VALLEY UNIFIED		10/20/2020	1,700,000.00	1,540,421.00	1,700,000.00	0.740	0.740	1,746	943	08/01/2025
799408Z93	5543	SAN RAMON VALLEY UNIFIED		05/26/2022	390,000.00	343,102.50	359,412.86	1.034	3.400	1,528	1,308	08/01/2026
91412HEX7	5353	University of California		03/19/2019	600,000.00	595,968.00	600,000.00	2.657	2.657	1,518	134	05/15/2023
91412GQF5	5365	University of California		05/15/2019	500,000.00	488,340.00	501,951.30	2.900	2.595	1,827	500	05/15/2024
91412GOE8	5370	University of California		05/01/2019	1,565,000.00	1,554,999.65	1,566,319.70	2.750	2.510	1,475	134	05/15/2023
923040GU7	5409	Ventura Cnty Comm College Dist		10/31/2019	1,000,000.00	957,500.00	1,000,000.00	1.800	1.800	1,736	578	08/01/2024
923040GT0	5410	Ventura Cnty Comm College Dist		10/31/2019	1,250,000.00	1,230,800.00	1,250,000.00	1.750	1.750	1,370	212	08/01/2023
923078CV9	5544	Ventura Cnty CA Public Fin		05/26/2022	990,000.00	896,405.40	939,232.00	1.323	3.250	1,255	1,035	11/01/2025
93974D5Q7	5279	Washington State GO Bond		10/01/2018	2,000,000.00	1,987,760.00	1,998,863.10	3.030	3.136	1,765	212	08/01/2023
Subtotal and Average			37,144,574.63		37,180,000.00	35,279,222.30	37,144,585.01		1.690	1.595	626	

Portfolio SCVW
AC
PM (PRF_PM2) 7.3.0

Santa Clara Valley Water Dist.
Portfolio Management
Portfolio Details - Investments
December 31, 2022

CUSIP	Investment #	Issuer	Average Balance	Purchase Date	Par Value	Market Value	Book Value	Stated Rate	YTM 365	Term	Days to Maturity
Total and Average			699,673,882.75		655,596,636.60	627,627,232.22	655,139,838.88		1.279	1,034	507



Santa Clara Valley Water Dist.
Transaction Activity Report
October 1, 2022 - December 31, 2022
Sorted by Transaction Date - Transaction Date
All Funds

SANTA CLARA VALLEY WATER
 5750 Almaden Expressway
 San Jose, Ca 951
 (408)265-2607

Investment #	Fund	CUSIP	Inv Descrip	TransactionType	TransactionDate	MaturityDate	RedemptionType	New Principal	Principal Paydowns	Interest	Total Cash
4102	82	23380W523	Money Market Fund	Purchase	10/03/2022			4,781.25			-4,781.25
4102	82	23380W523	Money Market Fund	Purchase	10/03/2022			8,750.00			-8,750.00
4102	82	23380W523	Money Market Fund	Purchase	10/03/2022			69,826.99			-69,826.99
4102	82	23380W523	Money Market Fund	Purchase	10/03/2022			51,250.00			-51,250.00
4102	82	23380W523	Money Market Fund	Purchase	10/03/2022			5,000,000.00			-5,000,000.00
5393	82	796815ZG6	San Bernardino Cnty	Redemption	10/03/2022	10/01/2022	Maturity		5,000,000.00		5,000,000.00
5393	82	796815ZG6	San Bernardino Cnty	Interest	10/03/2022	10/01/2022				51,250.00	51,250.00
5487	82	13034AL65	CASDEV 0.765%	Interest	10/03/2022	10/01/2025				4,781.25	4,781.25
5517	82	4581X0DL9	IABD 0.875% MAT	Interest	10/03/2022	04/03/2025				8,750.00	8,750.00
4102	82	23380W523	Money Market Fund	Interest	10/03/2022					69,826.99	69,826.99
Totals for 10/03/2022								5,134,608.24	5,000,000.00	134,608.24	0.00
88-0237LAIF	82	SYS88-0237LAIF	LAIF 4.958%	Purchase	10/14/2022			193,222.71			-193,222.71
88-0237LAIF	82	SYS88-0237LAIF	LAIF 4.958%	Interest	10/14/2022					193,222.71	193,222.71
Totals for 10/14/2022								193,222.71		193,222.71	0.00
4102	82	23380W523	Money Market Fund	Purchase	10/17/2022			9,375.00			-9,375.00
4102	82	23380W523	Money Market Fund	Purchase	10/17/2022			131,250.00			-131,250.00
5532	82	91282CBV2	UNITED STATES	Interest	10/17/2022	04/15/2024				9,375.00	9,375.00
5547	82	91282CEH0	UNITED STATES	Interest	10/17/2022	04/15/2025				65,625.00	65,625.00
5547	82	91282CEH0	UNITED STATES	Accr Int	10/17/2022	04/15/2025			24,385.25	-24,385.25	0.00
5549	82	91282CEH0	UNITED STATES	Interest	10/17/2022	04/15/2025				65,625.00	65,625.00
5549	82	91282CEH0	UNITED STATES	Accr Int	10/17/2022	04/15/2025			24,385.25	-24,385.25	0.00
Totals for 10/17/2022								140,625.00	48,770.50	91,854.50	0.00
4102	82	23380W523	Money Market Fund	Purchase	10/21/2022			56,250.00			-56,250.00
5537	82	3130ARKL4	FEDERAL HOME	Interest	10/21/2022	04/21/2027				56,250.00	56,250.00
Totals for 10/21/2022								56,250.00		56,250.00	0.00
4102	82	23380W523	Money Market Fund	Purchase	10/24/2022			37,500.00			-37,500.00
4102	82	23380W523	Money Market Fund	Purchase	10/24/2022			53,125.00			-53,125.00
5506	82	3135G03U5	FEDERAL NATL MTG	Interest	10/24/2022	04/22/2025				15,625.00	15,625.00
5511	82	3135G03U5	FEDERAL NATL MTG	Interest	10/24/2022	04/22/2025				15,625.00	15,625.00
5520	82	3135G0K36	FEDERAL NATL MTG	Interest	10/24/2022	04/24/2026				53,125.00	53,125.00
5548	82	3135G03U5	FEDERAL NATL MTG	Interest	10/24/2022	04/22/2025				6,250.00	6,250.00
5548	82	3135G03U5	FEDERAL NATL MTG	Accr Int	10/24/2022	04/22/2025			2,083.33	-2,083.33	0.00

Portfolio SCVW
 AC
 TA (PRF_TA) 7.1.1
 Report Ver. 7.3.6.1

Santa Clara Valley Water Dist.
Transaction Activity Report
Sorted by Transaction Date - Transaction Date

Page 2

Investment #	Fund	CUSIP	Inv Descrip	TransactionType	TransactionDate	MaturityDate	RedemptionType	New Principal	Principal Paydowns	Interest	Total Cash
Totals for 10/24/2022								90,625.00	2,083.33	88,541.67	0.00
4102	82	23380W523	Money Market Fund	Purchase	10/25/2022			7,083.33			-7,083.33
5507	82	3130ALKL7	FEDERAL HOME	Interest	10/25/2022	03/25/2026				3,541.66	3,541.66
5508	82	3130ALKL7	FEDERAL HOME	Interest	10/25/2022	03/25/2026				3,541.67	3,541.67
Totals for 10/25/2022								7,083.33		7,083.33	0.00
4102	82	23380W523	Money Market Fund	Purchase	10/27/2022			216.99			-216.99
5445	82	79772FAF3	SF FCU 1.1% MAT	Interest	10/27/2022	03/27/2025				216.99	216.99
Totals for 10/27/2022								216.99		216.99	0.00
4102	82	23380W523	Money Market Fund	Purchase	10/28/2022			62,500.00			-62,500.00
4102	82	23380W523	Money Market Fund	Purchase	10/28/2022			59,375.00			-59,375.00
4102	82	23380W523	Money Market Fund	Purchase	10/28/2022			10,250.00			-10,250.00
4102	82	23380W523	Money Market Fund	Purchase	10/28/2022			5,000.00			-5,000.00
5477	82	3134GW3W4	FHLMC 0.41% MAT	Interest	10/28/2022	10/28/2024				10,250.00	10,250.00
5513	82	3130AM2K7	FEDERAL HOME	Interest	10/28/2022	04/28/2026				62,500.00	62,500.00
5518	82	459058JL8	IBRD 0.5% MAT	Interest	10/28/2022	10/28/2025				5,000.00	5,000.00
5539	82	3130ARQB0	FEDERAL HOME	Interest	10/28/2022	04/28/2025				59,375.00	59,375.00
Totals for 10/28/2022								137,125.00		137,125.00	0.00
4102	82	23380W523	Money Market Fund	Purchase	10/31/2022			11,250.00			-11,250.00
4102	82	23380W523	Money Market Fund	Purchase	10/31/2022			9,375.00			-9,375.00
4102	82	23380W523	Money Market Fund	Purchase	10/31/2022			18,750.00			-18,750.00
5478	82	3134GW5Q5	FEDERAL HOME LN	Interest	10/31/2022	01/29/2025				11,250.00	11,250.00
5523	82	912828ZL7	UNITED STATES	Interest	10/31/2022	04/30/2025				9,375.00	9,375.00
5529	82	91282CBW0	UNITED STATES	Interest	10/31/2022	04/30/2026				18,750.00	18,750.00
Totals for 10/31/2022								39,375.00		39,375.00	0.00
4102	82	23380W523	Money Market Fund	Purchase	11/01/2022			84,820.33			-84,820.33
4102	82	23380W523	Money Market Fund	Purchase	11/01/2022			33,000.00			-33,000.00
4102	82	23380W523	Money Market Fund	Purchase	11/01/2022			24,553.13			-24,553.13
4102	82	23380W523	Money Market Fund	Purchase	11/01/2022			2,120.00			-2,120.00
4102	82	23380W523	Money Market Fund	Purchase	11/01/2022			6,548.85			-6,548.85
4102	82	23380W523	Money Market Fund	Purchase	11/01/2022			1,875,000.00			-1,875,000.00
4102	82	23380W523	Money Market Fund	Purchase	11/01/2022			500,000.00			-500,000.00
5164	82	79765R3U1	SFOWTR 2.619%	Redemption	11/01/2022	11/01/2022	Maturity		1,000,000.00		1,000,000.00
5331	82	79765R3U1	SFOWTR 2.619%	Redemption	11/01/2022	11/01/2022	Maturity		875,000.00		875,000.00
5447	82	923078CS6	VNTCTF 0.848% MAT	Redemption	11/01/2022	11/01/2022	Maturity		500,000.00		500,000.00
5164	82	79765R3U1	SFOWTR 2.619%	Interest	11/01/2022	11/01/2022				13,095.00	13,095.00
5331	82	79765R3U1	SFOWTR 2.619%	Interest	11/01/2022	11/01/2022				11,458.13	11,458.13
5382	82	3133EHN25	FEDERAL FARM CR	Interest	11/01/2022	11/01/2023				33,000.00	33,000.00
5447	82	923078CS6	VNTCTF 0.848% MAT	Interest	11/01/2022	11/01/2022				2,120.00	2,120.00

Portfolio SCVW

AC

Run Date: 01/10/2023 - 10:50

TA (PRF_TA) 7.1.1
Report Ver. 7.3.6.1

Santa Clara Valley Water Dist.
Transaction Activity Report
Sorted by Transaction Date - Transaction Date

Page 3

Investment #	Fund	CUSIP	Inv Descrip	TransactionType	TransactionDate	MaturityDate	RedemptionType	New Principal	Principal Paydowns	Interest	Total Cash
5544	82	923078CV9	VENTURA CNTY	Interest	11/01/2022	11/01/2025				6,548.85	6,548.85
5544	82	923078CV9	VENTURA CNTY	Accr Int	11/01/2022	11/01/2025			909.56	-909.56	0.00
4102	82	23380W523	Money Market Fund	Interest	11/01/2022					84,820.33	84,820.33
Totals for 11/01/2022								2,526,042.31	2,375,909.56	150,132.75	0.00
4102	82	23380W523	Money Market Fund	Purchase	11/02/2022			45,000.00			-45,000.00
5318	82	3133EJP60	FEDERAL FARM CR	Interest	11/02/2022	05/02/2023				45,000.00	45,000.00
Totals for 11/02/2022								45,000.00		45,000.00	0.00
4102	82	23380W523	Money Market Fund	Purchase	11/07/2022			12,250.00			-12,250.00
5497	82	3135G06G3	FEDERAL NATL MTG	Interest	11/07/2022	11/07/2025				12,250.00	12,250.00
Totals for 11/07/2022								12,250.00		12,250.00	0.00
4102	82	23380W523	Money Market Fund	Purchase	11/08/2022			34,500.00			-34,500.00
5383	82	3133EKKU9	FEDERAL FARM CR	Interest	11/08/2022	11/08/2023				34,500.00	34,500.00
Totals for 11/08/2022								34,500.00		34,500.00	0.00
4102	82	23380W523	Money Market Fund	Purchase	11/14/2022			20,500.00			-20,500.00
4102	82	23380W523	Money Market Fund	Purchase	11/14/2022			15,000.00			-15,000.00
5485	82	3134GXB5	FEDERAL HOME LN	Interest	11/14/2022	11/12/2025				15,000.00	15,000.00
5514	82	3133EMYV8	FEDERAL FARM CR	Interest	11/14/2022	05/11/2026				20,500.00	20,500.00
Totals for 11/14/2022								35,500.00		35,500.00	0.00
4102	82	23380W523	Money Market Fund	Purchase	11/15/2022			48,832.50			-48,832.50
4102	82	23380W523	Money Market Fund	Purchase	11/15/2022			55,257.50			-55,257.50
4102	82	23380W523	Money Market Fund	Purchase	11/15/2022			30,780.75			-30,780.75
4102	82	23380W523	Money Market Fund	Purchase	11/15/2022			26,250.00			-26,250.00
4102	82	23380W523	Money Market Fund	Purchase	11/15/2022			62,500.00			-62,500.00
4102	82	23380W523	Money Market Fund	Purchase	11/15/2022			6,250.00			-6,250.00
4102	82	23380W523	Money Market Fund	Purchase	11/15/2022			21,518.75			-21,518.75
4102	82	23380W523	Money Market Fund	Purchase	11/15/2022			7,250.00			-7,250.00
4102	82	23380W523	Money Market Fund	Purchase	11/15/2022			7,971.00			-7,971.00
4102	82	23380W523	Money Market Fund	Purchase	11/15/2022			3,003,000.00			-3,003,000.00
5367	82	742651DR0	PRIVATE EXPT FDG	Redemption	11/15/2022	11/15/2022	Maturity		3,003,000.00		3,003,000.00
5353	82	91412HEX7	UNIVERSITY CALIF	Interest	11/15/2022	05/15/2023				7,971.00	7,971.00
5365	82	91412GQF5	UNIVERSITY CALIF	Interest	11/15/2022	05/15/2024				7,250.00	7,250.00
5367	82	742651DR0	PRIVATE EXPT FDG	Interest	11/15/2022	11/15/2022				30,780.75	30,780.75
5370	82	91412GQE8	UNIVERSITY CALIF	Interest	11/15/2022	05/15/2023				21,518.75	21,518.75
5372	82	3133EKLA2	FEDERAL FARM CR	Interest	11/15/2022	05/15/2023				34,500.00	34,500.00
5375	82	3133EKLA2	FEDERAL FARM CR	Interest	11/15/2022	05/15/2023				20,757.50	20,757.50
5384	82	912828VB3	UNITED STATES	Interest	11/15/2022	05/15/2023				26,250.00	26,250.00
5385	82	3133ECPM0	FEDERAL FARM CR	Interest	11/15/2022	05/15/2023				48,832.50	48,832.50
5534	82	91282CCC3	UNITED STATES	Interest	11/15/2022	05/15/2024				6,250.00	6,250.00

Portfolio SCVW

AC

Run Date: 01/10/2023 - 10:50

TA (PRF_TA) 7.1.1
Report Ver. 7.3.6.1

Santa Clara Valley Water Dist.
Transaction Activity Report
Sorted by Transaction Date - Transaction Date

Page 4

Investment #	Fund	CUSIP	Inv Descrip	TransactionType	TransactionDate	MaturityDate	RedemptionType	New Principal	Principal Paydowns	Interest	Total Cash
5535	82	912828WJ5	UNITED STATES	Interest	11/15/2022	05/15/2024				62,500.00	62,500.00
Totals for 11/15/2022								3,269,610.50	3,003,000.00	266,610.50	0.00
4102	82	23380W523	Money Market Fund	Purchase	11/17/2022			42,250.00			-42,250.00
4102	82	23380W523	Money Market Fund	Purchase	11/17/2022			14,000.00			-14,000.00
5432	82	3133ELEL4	FEDERAL FARM CR	Interest	11/17/2022	05/17/2023				42,250.00	42,250.00
5491	82	3135GA2Z3	FEDERAL NATL MTG	Interest	11/17/2022	11/17/2025				14,000.00	14,000.00
Totals for 11/17/2022								56,250.00		56,250.00	0.00
4102	82	23380W523	Money Market Fund	Purchase	11/25/2022			7,083.33			-7,083.33
5507	82	3130ALKL7	FEDERAL HOME	Interest	11/25/2022	03/25/2026				3,541.66	3,541.66
5508	82	3130ALKL7	FEDERAL HOME	Interest	11/25/2022	03/25/2026				3,541.67	3,541.67
Totals for 11/25/2022								7,083.33		7,083.33	0.00
4102	82	23380W523	Money Market Fund	Purchase	11/28/2022			32,500.00			-32,500.00
4102	82	23380W523	Money Market Fund	Purchase	11/28/2022			224.22			-224.22
5445	82	79772FAF3	SF FCU 1.1% MAT	Interest	11/28/2022	03/27/2025				224.22	224.22
5530	82	3130AOTK9	FEDERAL HOME	Interest	11/28/2022	05/28/2024				32,500.00	32,500.00
Totals for 11/28/2022								32,724.22		32,724.22	0.00
4102	82	23380W523	Money Market Fund	Purchase	11/30/2022			71,875.00			-71,875.00
4102	82	23380W523	Money Market Fund	Purchase	11/30/2022			100,000.00			-100,000.00
4102	82	23380W523	Money Market Fund	Purchase	11/30/2022			41,250.00			-41,250.00
4102	82	23380W523	Money Market Fund	Purchase	11/30/2022			48,750.00			-48,750.00
5496	82	912828ZT0	UNITED STATES	Interest	11/30/2022	05/31/2025				6,250.00	6,250.00
5499	82	912828ZT0	UNITED STATES	Interest	11/30/2022	05/31/2025				6,250.00	6,250.00
5500	82	912828ZT0	UNITED STATES	Interest	11/30/2022	05/31/2025				6,250.00	6,250.00
5521	82	91282CCF6	UNITED STATES	Interest	11/30/2022	05/31/2026				18,750.00	18,750.00
5522	82	912828ZT0	UNITED STATES	Interest	11/30/2022	05/31/2025				3,750.00	3,750.00
5525	82	9128284R8	UNITED STATES	Interest	11/30/2022	05/31/2025				71,875.00	71,875.00
5526	82	91282CCF6	UNITED STATES	Interest	11/30/2022	05/31/2026				11,250.00	11,250.00
5527	82	912828ZT0	UNITED STATES	Interest	11/30/2022	05/31/2025				6,250.00	6,250.00
5528	82	912828ZT0	UNITED STATES	Interest	11/30/2022	05/31/2025				6,250.00	6,250.00
5531	82	912828XT2	UNITED STATES	Interest	11/30/2022	05/31/2024				50,000.00	50,000.00
5536	82	912828XT2	UNITED STATES	Interest	11/30/2022	05/31/2024				50,000.00	50,000.00
5538	82	91282CCF6	UNITED STATES	Interest	11/30/2022	05/31/2026				18,750.00	18,750.00
5550	82	912828ZT0	UNITED STATES	Interest	11/30/2022	05/31/2025				6,250.00	6,250.00
5550	82	912828ZT0	UNITED STATES	Accr Int	11/30/2022	05/31/2025			751.37	-751.37	0.00
Totals for 11/30/2022								261,875.00	751.37	261,123.63	0.00
4102	82	23380W523	Money Market Fund	Purchase	12/01/2022			1,975.00			-1,975.00
4102	82	23380W523	Money Market Fund	Purchase	12/01/2022			2,312.20			-2,312.20
4102	82	23380W523	Money Market Fund	Purchase	12/01/2022			17,607.95			-17,607.95

Portfolio SCVW
AC
TA (PRF_TA) 7.1.1
Report Ver. 7.3.6.1

Run Date: 01/10/2023 - 10:50

Santa Clara Valley Water Dist.
Transaction Activity Report
Sorted by Transaction Date - Transaction Date

Page 5

Investment #	Fund	CUSIP	Inv Descrip	TransactionType	TransactionDate	MaturityDate	RedemptionType	New Principal	Principal Paydowns	Interest	Total Cash
4102	82	23380W523	Money Market Fund	Purchase	12/01/2022			1,055,000.00			-1,055,000.00
4102	82	23380W523	Money Market Fund	Purchase	12/01/2022			116,670.17			-116,670.17
5285	82	702274CN9	CY PAS 3.338% MAT	Redemption	12/01/2022	12/01/2022	Maturity		1,055,000.00		1,055,000.00
5285	82	702274CN9	CY PAS 3.338% MAT	Interest	12/01/2022	12/01/2022				17,607.95	17,607.95
5542	82	13067WSW3	CADWR 1.051% MAT	Interest	12/01/2022	12/01/2026				2,312.20	2,312.20
5545	82	13067WRC8	CALIFORNIA ST	Interest	12/01/2022	12/01/2025				1,975.00	1,975.00
4102	82	23380W523	Money Market Fund	Interest	12/01/2022					116,670.17	116,670.17
Totals for 12/01/2022								1,193,565.32	1,055,000.00	138,565.32	0.00
4102	82	23380W523	Money Market Fund	Purchase	12/05/2022			23,109.38			-23,109.38
5425	82	3133EKP7	FEDERAL FARM CR	Interest	12/05/2022	06/05/2023				23,109.38	23,109.38
Totals for 12/05/2022								23,109.38		23,109.38	0.00
4102	82	23380W523	Money Market Fund	Purchase	12/08/2022			33,750.00			-33,750.00
4102	82	23380W523	Money Market Fund	Purchase	12/08/2022			62,500.00			-62,500.00
5374	82	3130A3VC5	FEDERAL HOME	Interest	12/08/2022	12/08/2023				33,750.00	33,750.00
5390	82	3130AAHE1	FEDERAL HOME	Interest	12/08/2022	12/08/2023				62,500.00	62,500.00
Totals for 12/08/2022								96,250.00		96,250.00	0.00
4102	82	23380W523	Money Market Fund	Purchase	12/09/2022			135,000.00			-135,000.00
4102	82	23380W523	Money Market Fund	Purchase	12/09/2022			108,800.00			-108,800.00
4102	82	23380W523	Money Market Fund	Purchase	12/09/2022			11,000.00			-11,000.00
4102	82	23380W523	Money Market Fund	Purchase	12/09/2022			9,000,000.00			-9,000,000.00
5319	82	3130AFE78	FEDERAL HOME	Redemption	12/09/2022	12/09/2022	Maturity		3,000,000.00		3,000,000.00
5332	82	3130AFE78	FEDERAL HOME	Redemption	12/09/2022	12/09/2022	Maturity		3,000,000.00		3,000,000.00
5336	82	3130AFE78	FEDERAL HOME	Redemption	12/09/2022	12/09/2022	Maturity		3,000,000.00		3,000,000.00
4102	82	23380W523	Money Market Fund	Redemption	12/09/2022				20,000,000.00		20,000,000.00
5319	82	3130AFE78	FEDERAL HOME	Interest	12/09/2022	12/09/2022				45,000.00	45,000.00
5332	82	3130AFE78	FEDERAL HOME	Interest	12/09/2022	12/09/2022				45,000.00	45,000.00
5336	82	3130AFE78	FEDERAL HOME	Interest	12/09/2022	12/09/2022				45,000.00	45,000.00
5378	82	3133834G3	FEDERAL HOME	Interest	12/09/2022	06/09/2023				31,875.00	31,875.00
5423	82	3133834G3	FEDERAL HOME	Interest	12/09/2022	06/09/2023				31,875.00	31,875.00
5424	82	3133834G3	FEDERAL HOME	Interest	12/09/2022	06/09/2023				34,425.00	34,425.00
5427	82	3133834G3	FEDERAL HOME	Interest	12/09/2022	06/09/2023				10,625.00	10,625.00
5489	82	3133EMJS2	FEDERAL FARM CR	Interest	12/09/2022	12/09/2024				11,000.00	11,000.00
Totals for 12/09/2022								9,254,800.00	29,000,000.00	254,800.00	20,000,000.00
4102	82	23380W523	Money Market Fund	Purchase	12/12/2022			46,875.00			-46,875.00
4102	82	23380W523	Money Market Fund	Purchase	12/12/2022			5,000,000.00			-5,000,000.00
5377	82	3133EKQP4	FFCB 1.875% MAT	Redemption	12/12/2022	12/12/2022	Maturity		5,000,000.00		5,000,000.00
5377	82	3133EKQP4	FFCB 1.875% MAT	Interest	12/12/2022	12/12/2022				46,875.00	46,875.00
Totals for 12/12/2022								5,046,875.00	5,000,000.00	46,875.00	0.00

Portfolio SCVW
AC
TA (PRF_TA) 7.1.1
Report Ver. 7.3.6.1

Santa Clara Valley Water Dist.
Transaction Activity Report
Sorted by Transaction Date - Transaction Date

Page 6

Investment #	Fund	CUSIP	Inv Descrip	TransactionType	TransactionDate	MaturityDate	RedemptionType	New Principal	Principal Paydowns	Interest	Total Cash
4102	82	23380W523	Money Market Fund	Purchase	12/13/2022			68,750.00			-68,750.00
5466	82	3130A3GE8	FEDERAL HOME	Interest	12/13/2022	12/13/2024				68,750.00	68,750.00
Totals for 12/13/2022								68,750.00		68,750.00	0.00
4102	82	23380W523	Money Market Fund	Purchase	12/15/2022			3,021.20			-3,021.20
5512	82	79773KDC5	SFO GO 0.728% MAT	Interest	12/15/2022	06/15/2025				3,021.20	3,021.20
Totals for 12/15/2022								3,021.20		3,021.20	0.00
4102	82	23380W523	Money Market Fund	Purchase	12/16/2022			9,375.00			-9,375.00
88-0237LAIF	82	SYS88-0237LAIF	LAIF 4.958%	Purchase	12/16/2022			19,000,000.00			-19,000,000.00
5486	82	3134GXF7	FEDERAL HOME LN	Interest	12/16/2022	09/16/2024				9,375.00	9,375.00
Totals for 12/16/2022								19,009,375.00		9,375.00	-19,000,000.00
4102	82	23380W523	Money Market Fund	Purchase	12/19/2022			37,500.00			-37,500.00
5488	82	3135G04Z3	FNMA 0.5% MAT	Interest	12/19/2022	06/17/2025				12,500.00	12,500.00
5494	82	3135G04Z3	FNMA 0.5% MAT	Interest	12/19/2022	06/17/2025				12,500.00	12,500.00
5502	82	3135G04Z3	FNMA 0.5% MAT	Interest	12/19/2022	06/17/2025				12,500.00	12,500.00
Totals for 12/19/2022								37,500.00		37,500.00	0.00
4102	82	23380W523	Money Market Fund	Purchase	12/20/2022			52,500.00			-52,500.00
5381	82	3133EDBU5	FEDERAL FARM CR	Interest	12/20/2022	12/20/2023				52,500.00	52,500.00
Totals for 12/20/2022								52,500.00		52,500.00	0.00
4102	82	23380W523	Money Market Fund	Redemption	12/23/2022				20,000,000.00		20,000,000.00
Totals for 12/23/2022									20,000,000.00		20,000,000.00
4102	82	23380W523	Money Market Fund	Purchase	12/27/2022			7,083.33			-7,083.33
4102	82	23380W523	Money Market Fund	Purchase	12/27/2022			26,550.00			-26,550.00
4102	82	23380W523	Money Market Fund	Purchase	12/27/2022			216.99			-216.99
5387	82	3133EKS7	FFCB 1.77% MAT	Interest	12/27/2022	06/26/2023				26,550.00	26,550.00
5445	82	79772FAF3	SF FCU 1.1% MAT	Interest	12/27/2022	03/27/2025				216.99	216.99
5507	82	3130ALKL7	FEDERAL HOME	Interest	12/27/2022	03/25/2026				3,541.66	3,541.66
5508	82	3130ALKL7	FEDERAL HOME	Interest	12/27/2022	03/25/2026				3,541.67	3,541.67
Totals for 12/27/2022								33,850.32		33,850.32	0.00
5557	82	3133EN5G1	FEDERAL FARM CR	Purchase	12/28/2022	12/28/2023		10,000,000.00			-10,000,000.00
4102	82	23380W523	Money Market Fund	Purchase	12/28/2022			10,500.00			-10,500.00
4102	82	23380W523	Money Market Fund	Redemption	12/28/2022				875.00		875.00
4102	82	23380W523	Money Market Fund	Redemption	12/28/2022				10,000,000.00		10,000,000.00
5492	82	3134GXJB1	FEDERAL HOME LN	Interest	12/28/2022	03/28/2025				10,500.00	10,500.00
Totals for 12/28/2022								10,010,500.00	10,000,875.00	10,500.00	875.00
88-0237LAIF	82	SYS88-0237LAIF	LAIF 4.958%	Redemption	12/29/2022				10,000,000.00		10,000,000.00
Totals for 12/29/2022									10,000,000.00		10,000,000.00

Portfolio SCVW
AC
TA (PRF_TA) 7.1.1
Report Ver. 7.3.6.1

Santa Clara Valley Water Dist.
Transaction Activity Report
Sorted by Transaction Date - Transaction Date

Investment #	Fund	CUSIP	Inv Descrip	TransactionType	TransactionDate	MaturityDate	RedemptionType	New Principal	Principal Paydowns	Interest	Total Cash
5551	82	91282CBD2	UNITED STATES	Redemption	01/03/2023	12/31/2022	Maturity		8,000,000.00		8,000,000.00
5552	82	91282CBD2	UNITED STATES	Redemption	01/03/2023	12/31/2022	Maturity		20,000,000.00		20,000,000.00
5551	82	91282CBD2	UNITED STATES	Interest	01/03/2023	12/31/2022				5,000.00	5,000.00
5552	82	91282CBD2	UNITED STATES	Interest	01/03/2023	12/31/2022				12,500.00	12,500.00
Totals for 01/03/2023									28,000,000.00	17,500.00	28,017,500.00
Grand Total								56,910,062.85	113,486,389.76	2,442,048.09	59,018,375.00

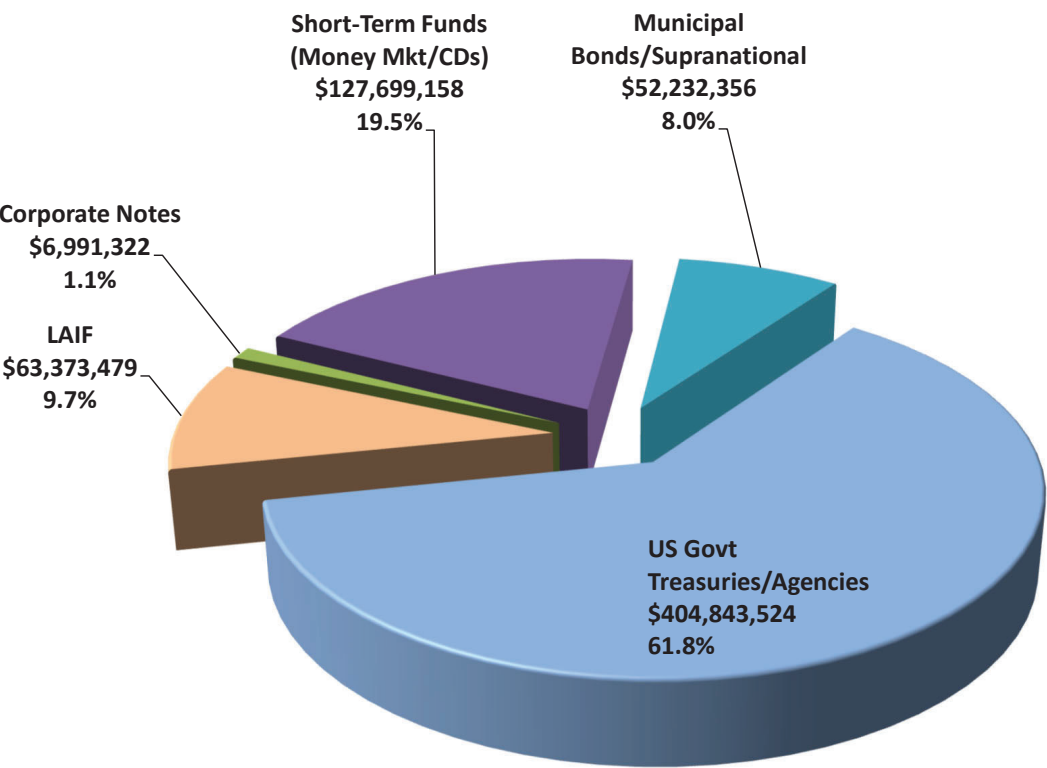


Santa Clara Valley Water Dist.
Purchases Report
Sorted by Fund - Fund
October 1, 2022 - December 31, 2022

SANTA CLARA VALLEY WATER
 5750 Almaden Expressway
 San Jose, San Jose, Ca 951
 (408)265-2607

CUSIP	Investment #	Fund	Sec. Type	Issuer	Original Par Value	Purchase Date	Payment Periods	Principal Purchased	Accrued Interest at Purchase	Rate at Purchase	Maturity Date	YTM	Ending Book Value
Treasury Management Fund													
3133EN5G1	5557	82	FAC	FFCB	10,000,000.00	12/28/2022	06/28 - 12/28	10,000,000.00		4.890	12/28/2023	4.890	10,000,000.00
			Subtotal		10,000,000.00			10,000,000.00	0.00				10,000,000.00
Total Purchases					10,000,000.00			10,000,000.00	0.00				10,000,000.00

SCVWD Investment Portfolio Composition



SCVWD Portfolio Book Value as of December 31, 2022: \$655,139,839

Attachment 2

