





# FISCAL YEAR END REPORT

**THE FATHER'S HOUSE**  
JULY 2024 - JUNE 2025





STAND  
UP  
FOR  
ME





# Church Attendance

*Weekly Average*

**Total: 10,418**

In-Person: **6,595**

Online: **3,823**

## By Campus

Vacaville: **4,629**

Napa: **804**

East Bay: **592**

Roseville: **223**

Slavic: **448**

Calgary: **181**

## Christmas

**Christmas Weekend**

Services: **12,867 (13 services)**

In-Person: **8,552**

Online: **4,315**

**Christmas Eve**

Services: **6,216 (7 services)**

## Easter

Good Friday: **3,340 (4 services)**


In-Person: **2,762**

Online: **578**

Easter Services: **17,965 (16 services)**

In-Person: **12,376**

Online: **5,589**



# BAPTISMS

## All Campuses

**286 People** chose to follow Jesus into the waters of baptism and declaring him lord of thier life in service this year!



## Baptize America June 8, 2025

**Total: 1,411**

Vacaville: **1,163**

Napa: **147**

East Bay: **64**

Roseville: **28**

Calgary: **9**







# SOCIAL MEDIA

## Followers/Subscribers

Instagram: **24,283**

Facebook: **17,192**


YouTube: **16,266**

## People Reached


Instagram: **310,174**

Facebook: **298,847**


YouTube: **291,042**







# STREET MINISTRY





# GROUPS & GLOBAL REACH

## Groups

People in Groups: **4,881**

Group Leaders: **654**

Groups: **547**

New Groups: **99**

First-Time Group Members: **1,253**

## Global Reach

This year **11** short term mission trips were sent out to Mexico, Brazil, Nepal, Kenya, and here in the United States.







# TFH NETWORK & BEIT ABBA

## Leadership College

**28 students** graduated our 9-month intensive program providing them with comprehensive leadership training that goes beyond the classroom, preparing students for real-world challenges and ministry opportunities.

## TFH Network

The TFH Network has grown to **71 churches**, across **11 states** and **3 countries**, who are committed relationship with Pastor Dave and the TFH Team to be resourced and encouraged.

## Beit Abba

On average **189 people** attend our monthly Messianic service. Beit Abba is a combined community of Jewish and Gentile believers in Yeshua where we exalt the name of Yeshua Messiah through the reading of the Torah, relevant teaching, engaging worship, and the honoring of the Shabbat and annual Jewish Feasts. We hosted **220 people** for our annual Passover Seder.





# TFH YOUTH / KIDS

## Kids

Volunteers: **613**

Kids Avg/Week: **1,283**

## Youth

Attendance Avg/Week: **786**

Groups: **50+**

Leaders: **115**

Campus Clubs: **8 clubs / 550 avg**

Camp: **359 Students / 100 Leaders**







# HELP BUILD A STRONG FUTURE





# COMMUNITY OUTREACH, STOREHOUSE & PCN

## Community Outreach

Backpacks Given Away: **600+**

Adopt-A-Block Hours: **42,086**

East Bay Food Distribution: **13,939**

Napa Food Distribution: **8,470**

## Storehouse

Vacaville Households: **116,710**

East Bay Households: **4,794**

Vacaville Individuals: **348,827**

East Bay Individuals: **14,388**

## Prison Church Network (PCN)

Total Campuses: **15**

New Campuses: **3**

PCN App States: **50**


Total Views: **665,475**

Salvations: **720**


Subscriptions: **16,727**







THE  
MUSIC  
IS  
THE  
MUSIC  
IS  
THE  
MUSIC







# EVENTS & CONFERENCES

## TFH Conference

Attendees: **1,633**

Churches: **82**

Breakout Sessions: **8**

## Worship Camp

Students: **97**

## Worship Intensives

Pastors & Leaders: **37**

Churches: **20**

States: **6 (+ Canada)**

## Rally Conference

Total Attendees: **1,532**

Churches Represented: **76**

## Adventure Camp


Kids: **955**

Volunteers: **517**


Baptisms: **105**







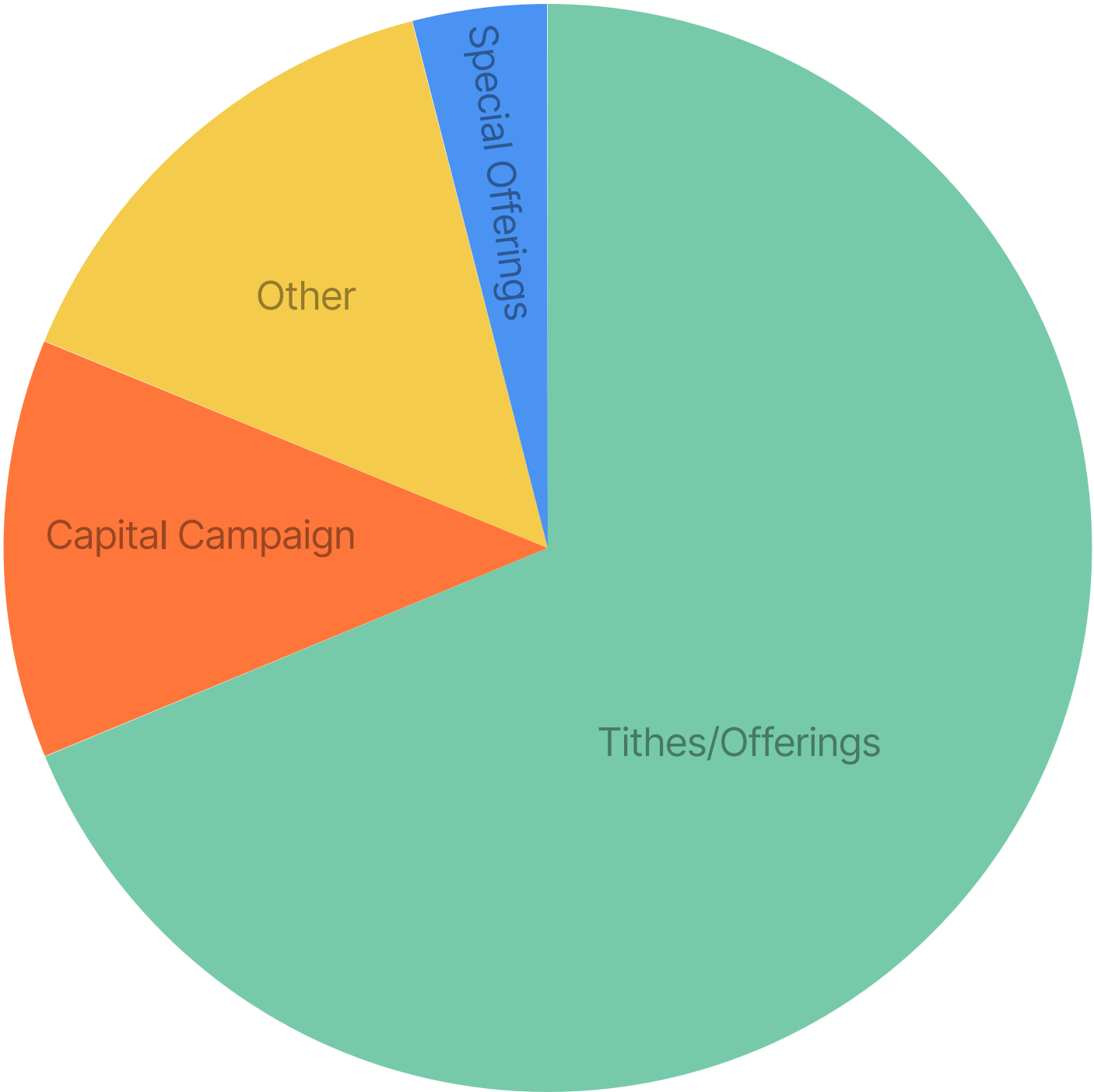

# STUDIO MAY





# Income: \$24,539,594

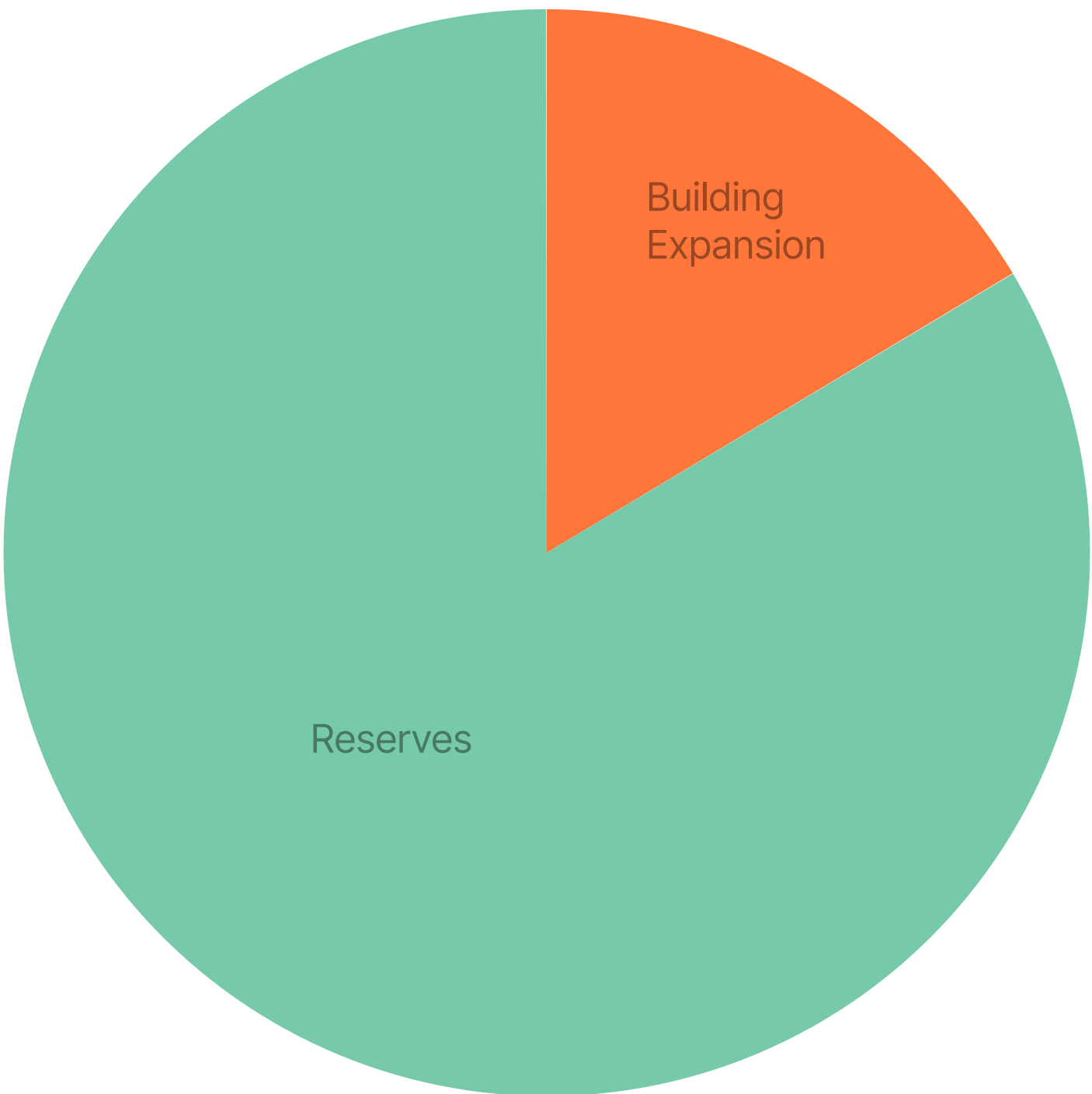
Tithes/Offerings: **\$15,867,392.00**  
Capital Campaign: **\$4,900,401.00**  
Other: **\$2,931,440.00**  
Special Offerings: **\$840,361.00**



*Note: Total does not include Non Cash Food Donations of \$11,360,400.00*

# Savings: \$5,782,201

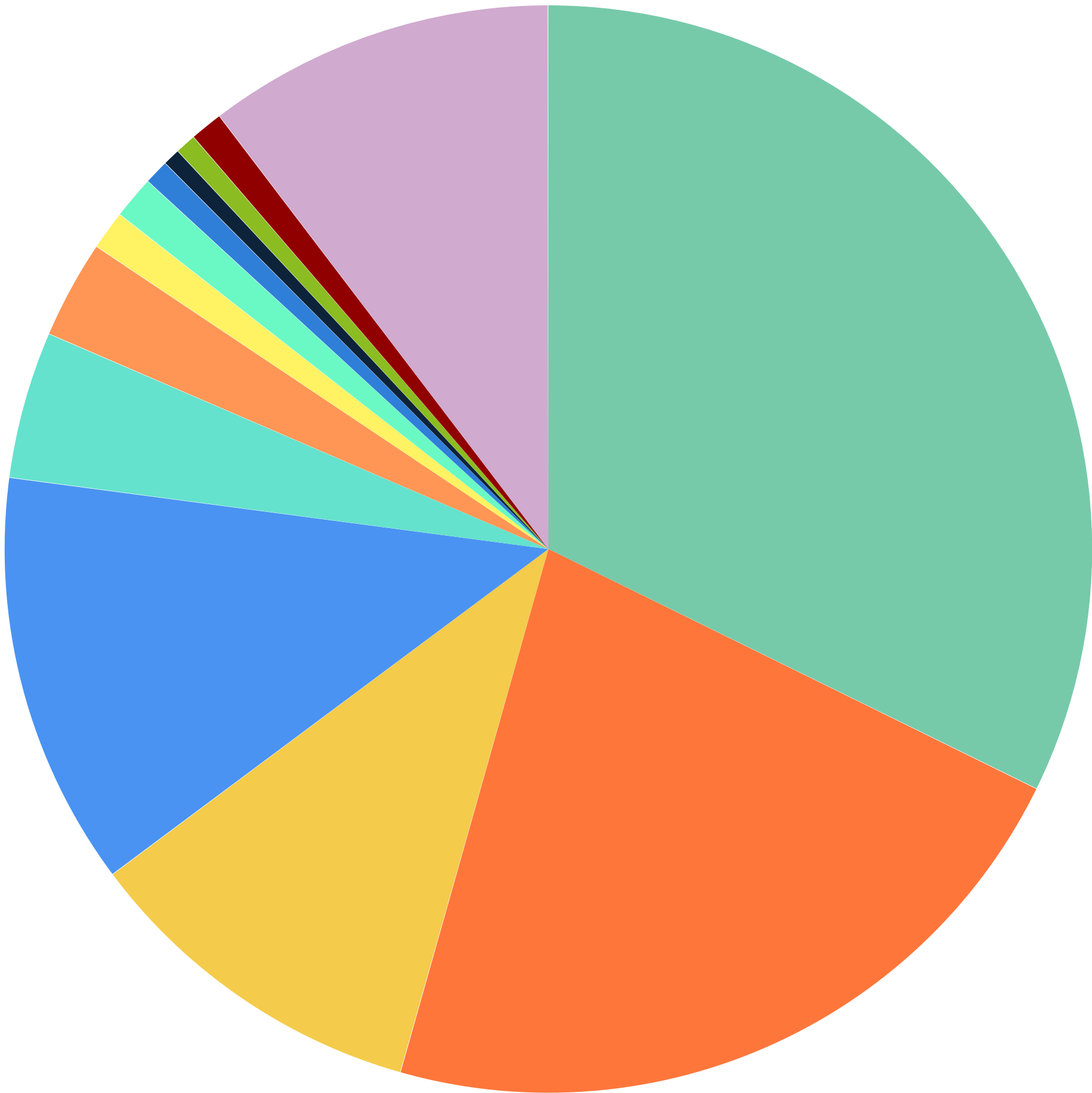
Building Expansion: **\$901,269.00**  
Reserves: **\$4,880,932**






# Expenses: \$23,501,554.70

- Compensation: \$8,310,633.73
- Facilities: \$6,115,129.00
- Church Ministries: \$2,509,079.00
- Outreach: \$3,591,191.00
- Global Reach: \$1,059,026.00
- Operations: \$695,768.00
- Preschool: \$305,375.00
- Youth + Young Adults: \$365,573.00
- Children’s Ministry: \$205,797.00
- Leadership College: \$72,398.00
- Small Groups: \$137,784.00
- Conferences + Retreats: \$133,801.00



Total Capitalized Expenses:  
\$11,710,509.00



*Note: Total does not include Non Cash Food Donations of \$9,711,941.00*







# THANK YOU FOR YOUR GENEROSITY

Because of you, we have been  
able to change lives, meet needs,  
and go to the nations.