



The following financial reports as of June 30, 2019 and 2018 are enclosed for your reference.

### Income Statement

Total revenues of \$6.9M exceeded budget of \$6.5M by \$406K. Ticketmaster signing bonus and Ticketmaster revenue share (combined \$525K), and increased interest earnings (\$196K), offset by a decrease in year-round events (\$294K) and a timing difference in the budgeted Parking revenue account (\$167K) contributed to the increase in revenue over budget for the first six months of this year.

Total operating expenses of \$12.0M were favorable to budget of \$15.6M by \$3.5M. Payroll and related costs were under budget by \$178K, Supplies and Equipment was under budget by \$604K and self-produced events attractions expenses were under budget by \$2.4M, due to a timing difference in the budgeted expenses. We anticipate this favorable variance to change significantly after August 2019.

Non-operating expenses are under budget by \$721K, due wholly to Major Projects.

For the six months ended June 30, 2019, year-to-date net proceeds are favorable to the budget by \$4.2M. The major timing differences in the budget will self-correct after August 2019.

### Balance Sheet

As of June 30, 2019 Accounts Receivable was \$2.4M vs. \$1.8M at the end of June of the prior year. This increase is attributable to increases in box office revenue, interest receivable, and our Spectra receivable.

Prepaid expenses are down this year over last year at this time due to a change in the handling of payments for Worker's Comp and General


Insurance (paying monthly instead of yearly to keep excess funds in interest bearing accounts, due to higher interest rates.)

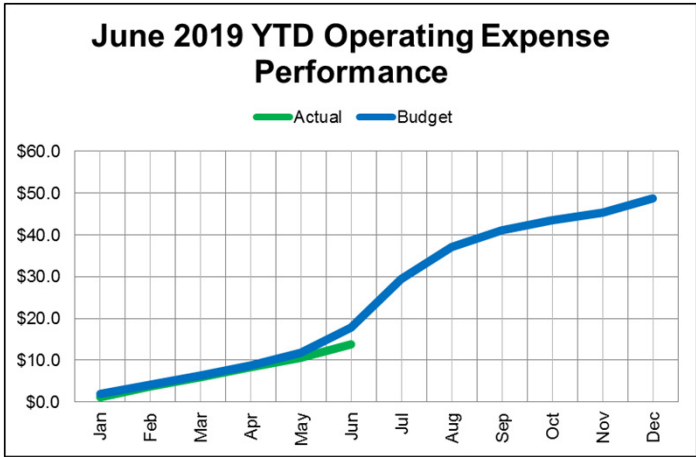
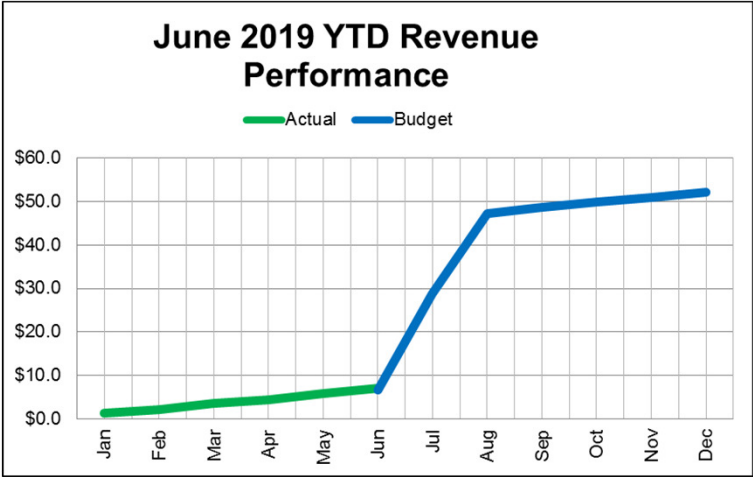
Deferred Revenues were \$12.3M as of June 30, 2019 compared to \$11.8M in the prior year. Increased early sales for Fair and Brew Hee Haw account for the increase in 2019.

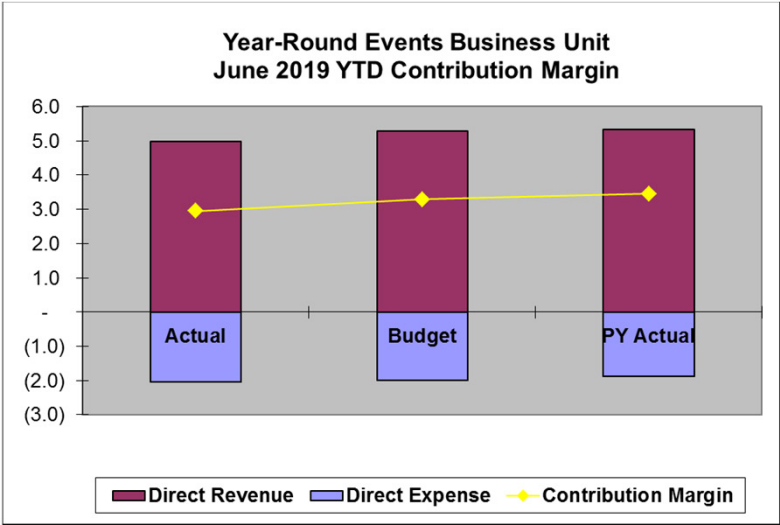
### Statement of Cash Flows

As of June 30, 2019, OCFEC's Cash and Investments were \$54.1M vs. \$47.6M a year ago, an increase of \$6.5M over the same period ending last year. Surplus cash is invested in the State LAIF account.

32<sup>nd</sup> DAA  
OC Fair & Event Center  
Year to Date  
Business Unit Financial Results  
As of June 30, 2019

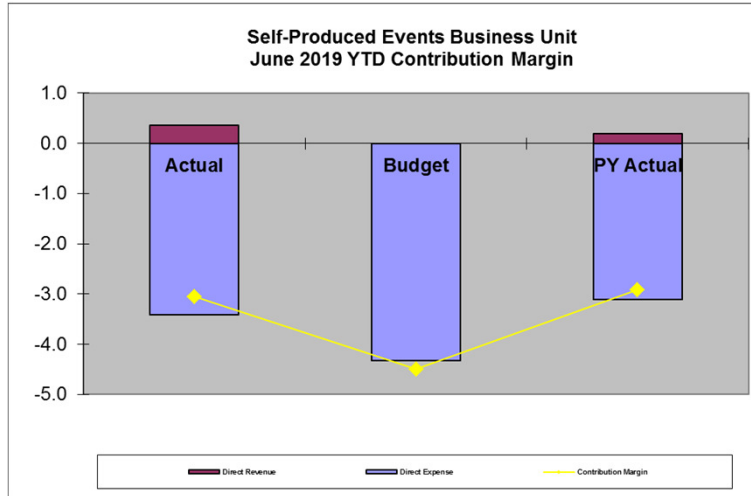






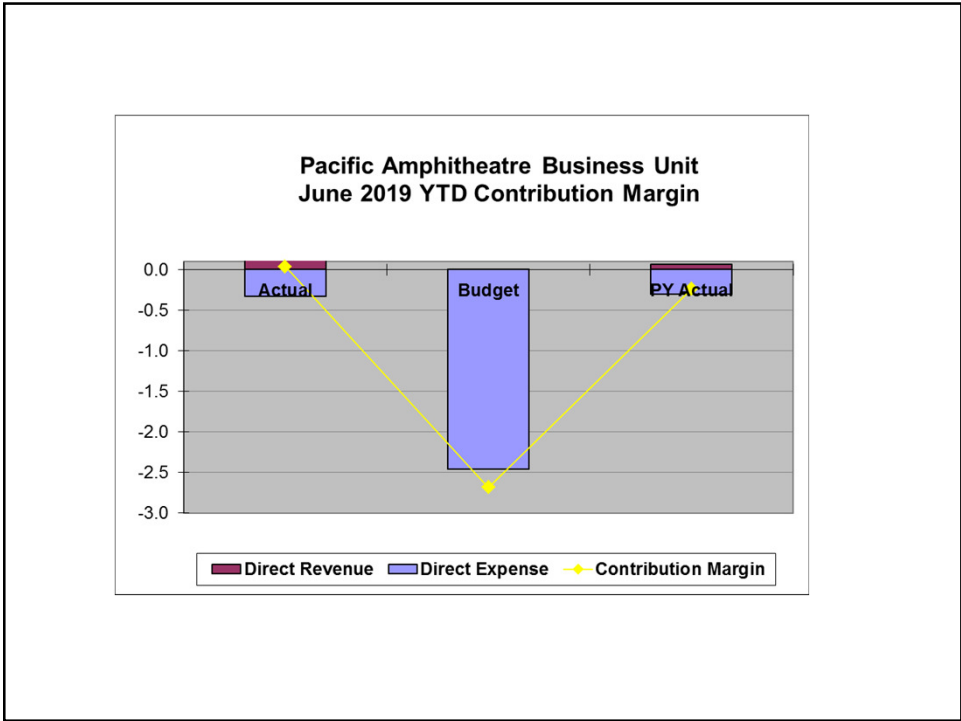
**Year-Round Events Business Unit  
Contribution Margin Statement  
Year to Date as of June, 2019**

	2019 Year to Date Actual	2019 Year to Date Budget	2018 Year to Date Actual	2019 Full Year Budget
Rental of Facilities	1.7	1.8	1.8	3.8
Personnel Services	0.9	1.0	0.9	1.9
Concessions	0.6	0.6	0.7	1.2
Equipment Rentals	0.4	0.4	0.4	0.8
Admissions/Parking	1.3	1.4	1.6	2.6
Other Revenue	0.0	0.0	0.0	0.1
Total Direct Revenue	\$ 5.0	\$ 5.3	\$ 5.3	\$ 10.5
Payroll/Related	1.3	1.3	1.2	2.7
Outside Services	0.2	0.2	0.2	0.3
Supplies/Equipment/Rentals	0.1	0.1	0.1	0.1
Facility/Related	0.3	0.3	0.3	0.6
Marketing/Related	0.1	0.1	0.1	0.2
Other Expense	0.0	0.0	0.1	0.0
Total Direct Expense	2.0	2.0	1.9	3.9
Contribution to Overhead and CapEx	\$3.0	\$3.3	\$3.5	\$6.6



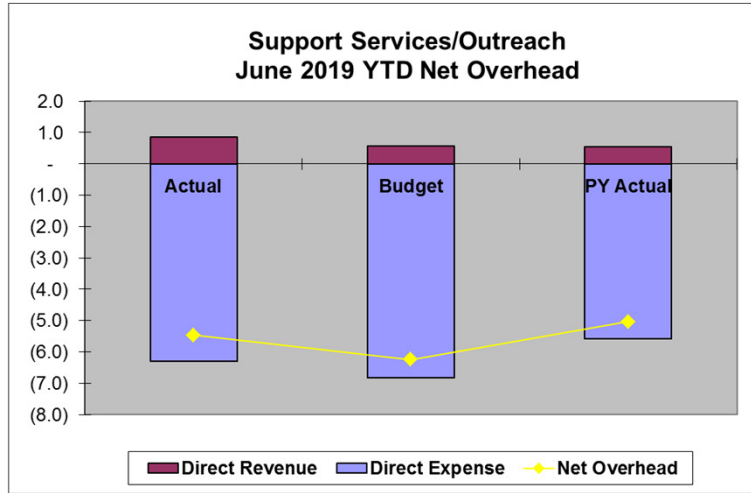
**Self-Produced Events Business Unit  
Contribution Margin Statement  
Year to Date as of June, 2019**

	2019 Year to Date Actual	2019 Year to Date Budget	2018 Year to Date Actual	2019 Full Year Budget
Admissions	0.0	0.0	0.0	(9.1)
Concessions	0.0	(0.0)	0.0	(8.6)
Carnival	0.0	(0.0)	0.0	(4.1)
Sponsorships	0.0	(0.0)	0.0	(1.8)
Commercial Space	0.0	(0.0)	0.0	(1.4)
Parking	0.0	0.0	0.0	(2.3)
Other Revenue	0.3	(0.1)	0.1	(1.6)
<b>Total Direct Revenue</b>	<b>0.4</b>	<b>(0.2)</b>	<b>0.2</b>	<b>(29.0)</b>
Payroll/Related	1.7	1.7	1.4	6.7
Outside Services	0.4	0.4	0.6	4.2
Marketing/Related	0.5	0.3	0.2	1.7
Supplies/Equipment/Rentals	0.6	1.1	0.6	2.5
Attractions	0.0	0.4	0.1	1.3
Other Expense	0.2	0.4	0.2	2.1
<b>Total Direct Expense</b>	<b>3.4</b>	<b>4.3</b>	<b>3.1</b>	<b>18.4</b>
<b>Contribution to Overhead and CapEx</b>	<b>(\$3.1)</b>	<b>(\$4.5)</b>	<b>(\$2.9)</b>	<b>(\$10.6)</b>



### Pacific Amphitheatre Business Unit Contribution Margin Statement Year to Date as of June, 2019

	2019 Year to Date		2018 Year to Date	2019 Full Year
	Actual	Budget	Actual	Budget
Ticket Sales	0.3	-0.1	0.1	9.4
Facility Fee	0.0	0.0	0.0	0.9
Concessions	0.0	0.0	0.0	0.1
Parking	0.0	-0.2	0.0	0.5
Sponsorship	0.0	0.0	0.0	0.0
Other Revenue	0.0	0.0	0.0	0.3
<b>Total Direct Revenue</b>	<b>\$ 0.4</b>	<b>\$ (0.23)</b>	<b>\$ 0.1</b>	<b>\$ 11.2</b>
Performers' Fees	0.0	2.0	0.0	5.1
Outside Services	0.1	0.3	0.1	1.6
Marketing/Related	0.2	0.0	0.1	0.0
Supplies/Equipment/Rentals	0.0	0.1	0.0	0.1
Payroll/Related	0.0	0.0	0.0	0.2
Other Expense	0.0	0.0	0.0	0.2
<b>Total Direct Expense</b>	<b>\$ 0.3</b>	<b>\$ 2.5</b>	<b>\$ 0.3</b>	<b>\$7.3</b>
<b>Contribution to Overhead and CapEx</b>	<b>\$0.0</b>	<b>(\$2.7)</b>	<b>(\$0.2)</b>	<b>\$3.9</b>



**Support Services/Outreach Business Unit  
Net Overhead Summary  
Year to Date as of June, 2019**

	2019 Year to Date Actual	2019 Year to Date Budget	2018 Year to Date Actual	2019 Full Year Budget
Interest	0.6	0.4	0.4	-1.0
Facility Rentals	0.1	0.1	0.1	-0.1
Other Revenue	0.2	0.1	0.1	-0.2
<b>Total Revenue</b>	<b>\$0.8</b>	<b>\$0.6</b>	<b>\$0.5</b>	<b>(\$1.3)</b>
Payroll/Related	4.2	4.4	3.5	9.2
Facility/Related	0.8	0.8	0.8	1.9
Supplies/Telephone/Postage	0.4	0.5	0.4	0.8
Outside Services	0.5	0.4	0.4	0.7
Insurance	0.2	0.2	0.2	0.4
Other Expense	0.2	0.5	0.3	0.7
<b>Total Expense</b>	<b>\$6.3</b>	<b>\$6.8</b>	<b>\$5.6</b>	<b>\$13.7</b>
<b>Net Overhead</b>	<b>(\$5.5)</b>	<b>(\$6.2)</b>	<b>(\$5.0)</b>	<b>(\$15.0)</b>
Non-Cash Expenses:				
Depreciation Expense	\$1.7	\$1.7	\$1.7	\$3.4
<b>Total Non-Cash Expense</b>	<b>\$1.7</b>	<b>\$1.7</b>	<b>\$1.7</b>	<b>\$3.4</b>



**32nd D A A - OC Fair & Event Center  
Balance Sheet (Unaudited)  
June 30, 2019 and 2018**

	2019	2018
<b>Assets</b>		
Cash	\$ 608,941	\$ 1,148,693
Investments	53,555,536	46,467,932
Accounts Receivable	2,418,185	1,813,497
Reserve for Bad Debt	(26,779)	(22,192)
Prepaid Expenses	139,183	540,371
Deferred Outflows - Pension	5,488,718	4,332,393
<b>Total Assets</b>	<b>62,183,784</b>	<b>54,280,694</b>
Capital Projects in Process	1,096,631	2,568,737
Land	133,553	133,553
Buildings and Improvements	95,875,663	93,071,569
Equipment	7,509,743	7,326,656
Accumulated Depreciation	(56,129,983)	(52,668,981)
<b>Total Capital</b>	<b>48,485,607</b>	<b>50,431,534</b>
<b>Total Assets</b>	<b>\$ 110,669,391</b>	<b>\$ 104,712,228</b>
<b>Liabilities</b>		
Accounts Payable	1,238,969	994,096
Deferred Revenue	12,293,671	11,784,670
Payroll Liabilities	914,225	366,821
Deposits	5,835	8,131
Other Liabilities	-	436,674
Compensated Absences Liability	1,078,416	987,550
Deferred Inflows - Pension	163,845	36,550
Pension Liability	17,556,172	15,917,666
<b>Total Liabilities</b>	<b>33,251,133</b>	<b>30,532,158</b>
<b>Net Resources</b>		
Investment in Capital Assets	48,485,607	50,431,534
Net Resources - Designated Use	563,003	959,341
Net Resources - Available for Operations	47,524,615	40,859,494
Unrestricted Net Position - Pension	(12,231,299)	(11,621,823)
Net Resources - Auction Fund	(5,822)	4,299
	84,336,104	80,632,845
Net Proceeds from Operations	(6,917,846)	(6,452,775)
<b>Total Net Resources</b>	<b>77,418,258</b>	<b>74,180,070</b>
<b>Total Liabilities and Net Resources</b>	<b>\$ 110,669,391</b>	<b>\$ 104,712,228</b>

**32nd D A A - OC Fair & Event Center**  
**Statement of Operations - Detailed (Unaudited)**  
**June 30, 2019 and 2018**

	2019 Year to Date Amount	Budget Year to Date Amount	Budget Variance	2018 Year to Date Amount	Year over Year Variance	Full 2019 Budget
<b>OCFEC-PRODUCED EVENT REVENUE</b>						
<b>ADMISSIONS TO GROUNDS</b>						
Gate Admissions	\$ -	\$ -	\$ -	\$ -	\$ -	\$ 8,428,000
Advance Admissions	-	-	-	-	-	3,289,772
Subtotal	-	-	-	-	-	11,717,772
COMMERCIAL SPACE RENTALS	7,775	1,295	6,480	2,045	5,730	1,418,410
<b>CARNIVAL &amp; CONCESSIONS</b>						
Carnival	7,200	2,362	4,838	2,363	4,838	4,086,571
Concessions	409	3,822	(3,413)	3,289	(2,880)	8,681,975
Subtotal	7,609	6,184	1,425	5,651	1,957	12,768,546
<b>EXHIBITS REVENUE</b>						
Entry Fees	80,832	82,433	(1,601)	81,991	(1,159)	87,085
Exhibit Awards	500	-	500	-	500	3,878
Garden Classes & Misc Sales	5,340	6,797	(1,457)	6,689	(1,349)	26,882
Subtotal	86,672	89,230	(2,558)	88,680	(2,008)	117,845
ATTRACTIONS REVENUE	374,838	67,464	307,374	72,281	302,557	8,356,635
<b>MISC OCFEC-PRODUCED EVENT REVENUE</b>						
Parking	-	167,125	(167,125)	-	-	2,569,825
Sponsorships	47,644	19,200	28,444	45,287	2,357	1,819,150
Livestock Auction Receipts	-	-	-	-	-	288,595
Camping	-	-	-	-	-	99,700
Exhibitor Fees	2,300	200	2,100	200	2,100	39,700
Miscellaneous Other Self Produced Revenue	510,000	292,660	217,340	91,666	418,334	293,660
Subtotal	559,944	479,185	80,759	137,153	422,791	5,110,630
<b>TOTAL OCFEC-PRODUCED EVENT REVENUE</b>	<b>1,036,838</b>	<b>643,358</b>	<b>393,480</b>	<b>305,810</b>	<b>731,028</b>	<b>39,489,838</b>
<b>RENTAL REVENUE</b>						
<b>RENTAL OF FACILITIES</b>						
Grounds Wide Rentals	25,150	24,500	650	24,500	650	29,500
Building 10	156,494	170,700	(14,206)	153,600	2,894	373,000
Building 12	77,100	101,300	(24,200)	90,755	(13,655)	216,900
Building 14	74,375	83,400	(9,025)	60,900	13,475	131,000
Building 16	64,838	54,600	10,238	44,000	20,838	78,500
The Hangar	92,513	144,200	(51,688)	87,125	5,388	319,500
Parade of Products	38,513	38,900	(388)	32,617	5,896	104,100
Breezeway	23,888	23,900	(13)	17,600	6,288	38,700
Wine Courtyard	375	400	(25)	350	25	8,100
Silo Building	1,340	2,200	(860)	1,170	170	3,400
Millennium Barn	1,050	2,900	(1,850)	-	1,050	8,300
Little Theater	10,125	-	10,125	2,100	8,025	10,100
Baja Blues Restaurant	5,525	5,600	(75)	5,200	325	16,100
Parking Lot	1,057,650	1,077,002	(19,352)	1,125,158	(67,508)	2,131,754
Lawns	1,500	3,400	(1,900)	7,500	(6,000)	23,700
Event Camping	31,316	23,100	8,216	26,110	5,206	76,200
Festival Grounds	4,313	-	4,313	11,500	(7,188)	44,400
Mall	15,675	22,200	(6,525)	15,200	475	68,200
Grandstand Arena	7,800	8,100	(300)	11,700	(3,900)	32,200
Trailer Rallies	1,110	-	1,110	-	1,110	400
Individual Camping	32,835	32,000	835	32,007	828	47,200
Pacific Amphitheater	-	7,100	(7,100)	16,500	(16,500)	19,300
Subtotal	1,723,481	1,825,502	(102,021)	1,765,591	(42,110)	3,780,554
<b>OTHER RENTAL EVENT REVENUES</b>						
Interim Admissions	121,728	136,100	(14,372)	136,134	(14,405)	515,100
Interim Parking	1,242,304	1,347,600	(105,296)	1,485,380	(243,076)	2,615,346
Revenue from Personnel Services	901,322	952,685	(51,363)	861,824	39,498	1,920,225
Equipment Rentals	393,230	405,200	(11,970)	386,125	7,105	889,525
Year-Round Concessions	480,616	489,900	(9,284)	543,772	(63,156)	930,800
Outside Caterers	134,279	138,300	(4,021)	149,194	(14,914)	296,100
Outdoor Signs	24,000	24,000	-	24,000	-	48,630
Subtotal	3,297,479	3,493,785	(196,306)	3,586,428	(288,949)	7,215,726

**32nd D A A - OC Fair & Event Center**  
**Statement of Operations - Detailed (Unaudited)**  
**June 30, 2019 and 2018**

	2019 Year to Date Amount	Budget Year to Date Amount	Budget Variance	2018 Year to Date Amount	Year over Year Variance	Full 2019 Budget
<b>EQUESTRIAN CENTER REVENUES</b>						
Stall Rentals	66,596	67,130	(534)	67,130	(535)	138,580
Subtotal	66,596	67,130	(534)	67,130	(535)	138,580
<b>OTHER RENTAL REVENUES</b>						
Miscellaneous Rental Revenues	30,506	26,055	4,451	66,628	(36,122)	473,018
Subtotal	30,506	26,055	4,451	66,628	(36,122)	473,018
<b>TOTAL RENTAL REVENUE</b>	<b>5,118,061</b>	<b>5,412,472</b>	<b>(294,411)</b>	<b>5,485,777</b>	<b>(367,716)</b>	<b>11,607,878</b>
<b>TOTAL OPERATING REVENUE</b>	<b>6,154,899</b>	<b>6,055,830</b>	<b>99,069</b>	<b>5,791,587</b>	<b>363,312</b>	<b>51,097,716</b>
<b>NON-OPERATING REVENUE</b>						
Interest Earnings	624,935	428,932	196,003	362,288	262,647	959,633
Discounts Earned	12,617	11,031	1,586	11,031	1,586	30,417
Grants	76,663	31,087	45,576	31,088	45,576	41,087
Donations	4,513	2,583	1,930	3,406	1,107	48,393
Prior Year Revenue	62,288	591	61,697	6,613	55,675	(591)
<b>TOTAL NON-OPERATING REVENUE</b>	<b>781,016</b>	<b>474,224</b>	<b>306,792</b>	<b>414,425</b>	<b>366,591</b>	<b>1,078,939</b>
<b>TOTAL REVENUE</b>	<b>6,935,915</b>	<b>6,530,054</b>	<b>405,861</b>	<b>6,206,012</b>	<b>729,903</b>	<b>52,176,655</b>
<b>OPERATING EXPENSES</b>						
<b>Payroll and Related:</b>						
Salaries/Wages - Permanents	3,370,313	3,408,539	38,226	2,946,614	(423,699)	7,050,757
Salaries/Wages - Overtime	21,529	21,134	(395)	21,012	(517)	72,027
Salaries/Wages - Temporaries	1,624,193	1,552,358	(71,835)	1,189,499	(434,694)	6,243,084
Employee Benefits	2,217,652	2,367,483	149,831	1,857,809	(359,843)	5,127,369
Travel Expense	44,592	90,043	45,451	45,829	1,237	131,155
Training and Recruiting Expense	43,654	61,126	17,472	57,626	13,971	99,704
Subtotal	7,321,933	7,500,683	178,750	6,118,389	(1,203,544)	18,724,096
<b>Professional Services:</b>						
Professional Services	1,164,973	1,276,459	111,486	1,210,173	45,200	6,783,899
Judges	10,559	21,461	10,902	10,070	(488)	42,351
Subtotal	1,175,532	1,297,920	122,388	1,220,243	44,712	6,826,250
<b>Directors Expense:</b>						
Directors Expense	867	3,040	2,173	5,188	4,321	3,040
Directors Mtg Expense	13,588	12,064	(1,524)	10,556	(3,031)	16,807
Subtotal	14,455	15,104	649	15,744	1,289	19,847
Insurance Expense	192,961	221,448	28,487	172,717	(20,244)	407,583
Telephone & Postage	107,649	118,384	10,735	96,159	(11,491)	190,815
<b>Supplies and Equipment:</b>						
Office Supplies	86,833	142,405	55,572	110,029	23,196	198,766
Signs/Banners	100,649	99,077	(1,572)	95,105	(5,545)	130,712
Decorations/Props	184,108	165,199	(18,909)	185,606	1,499	261,728
Small Equipment	17,457	40,791	23,334	21,301	3,845	50,029
Audio Visual	11,566	28,588	17,022	24,427	12,861	29,013
Software	15,193	12,035	(3,158)	13,859	(1,334)	21,975
Computer Hardware & Peripherals	11,915	26,383	14,468	22,631	10,716	33,400
Farm	44,886	59,900	15,014	30,117	(14,769)	82,950
Ticketing/Wristbands	45,482	48,034	2,552	32,360	(13,122)	101,589
Equipment Rental	331,776	837,978	506,202	355,154	23,378	2,083,551
Equipment Maintenance & Supplies	90,520	98,686	8,167	88,181	(2,338)	210,926
Uniforms & Laundry	85,133	70,926	(14,207)	67,939	(17,194)	114,217
Subtotal	1,025,517	1,630,002	604,485	1,046,710	21,193	3,318,856
<b>Facility and Related:</b>						
Maintenance of Buildings/Grounds	195,614	217,150	21,536	174,537	(21,076)	353,800
Utilities	339,793	399,092	59,299	350,506	10,713	1,259,655
Trash/Waste Removal	417,142	429,200	12,058	412,382	(4,760)	1,827,505
Rental of Facilities	-	500	500	-	-	800
Special Repairs	294,704	344,500	49,796	236,446	(58,258)	559,000
Subtotal	1,247,252	1,390,442	143,190	1,173,871	(73,382)	4,000,760

**32nd D A A - OC Fair & Event Center**  
**Statement of Operations - Detailed (Unaudited)**  
**June 30, 2019 and 2018**

	2019 Year to Date Amount	Budget Year to Date Amount	Budget Variance	2018 Year to Date Amount	Year over Year Variance	Full 2019 Budget
Publicity and Related:						
Photography	4,540	9,000	4,460	2,599	(1,940)	18,306
Newsletters	-	-	-	-	-	850
Contests	525	1,718	1,193	1,718	1,193	1,778
Printing	38,212	129,071	90,859	53,408	15,196	133,371
Advertising - Outdoor	288,251	1,500	(286,751)	3,000	(285,251)	251,502
Advertising - Radio	126,688	15,000	(111,688)	106,786	(19,902)	175,000
Advertising - TV	7,500	-	(7,500)	-	(7,500)	500,000
Advertising - Print	14,323	62,460	48,137	29,708	15,385	178,860
Advertising - Online	82,563	44,474	(38,089)	37,321	(45,242)	262,974
Promotional Expense	73,409	73,315	(94)	75,101	1,693	85,315
Brochure Printing	18,165	2,800	(15,365)	-	(18,165)	7,500
Buttons Printing	7,806	6,100	(1,706)	7,758	(48)	6,100
Media Relations	546	1,000	454	1,990	1,444	12,000
Public Relations Expense	47,675	33,231	(14,444)	33,498	(14,176)	112,053
Design & Production	449	600	151	-	(449)	1,200
Sponsorships	95,956	123,100	27,144	142,754	46,798	337,700
Special Projects	25,831	167,132	141,301	140,577	114,746	183,303
Subtotal	832,438	670,501	(161,937)	636,219	(196,219)	2,267,812
Self-Produced Events Attractions Expense:						
Arena/Hangar Acts	-	300,000	300,000	-	-	650,000
Grounds Acts	16,700	60,477	43,777	12,700	(4,000)	592,229
Major Acts	-	1,966,500	1,966,500	-	-	4,990,000
Attractions Expense	156	63,452	63,296	98,472	98,316	166,190
Subtotal	16,856	2,390,429	2,373,573	111,172	94,316	6,398,419
Other Self-Produced Event Expense:						
Competition Handbook	-	3,349	3,349	1,249	1,249	3,349
Jr. Livestock Auction Costs	418	3,362	2,944	-	(418)	298,738
Subtotal	418	6,711	6,293	1,249	831	302,087
Premium Expense:						
Cash Premiums	1,640	2,500	860	1,390	(250)	105,000
Trophies, Ribbons	19,645	22,223	2,578	12,592	(7,053)	29,738
Subtotal	21,285	24,723	3,438	13,982	(7,303)	134,738
Other Operating Expenses:						
Cash Shortages/(Overages)	(1,221)	10,107	11,328	(1,193)	28	17,330
Dues & Subscriptions	37,554	43,087	5,533	34,359	(3,195)	59,248
Bank Charges	70,478	191,745	121,267	81,053	10,575	375,748
Miscellaneous Expense	23,801	84,902	61,101	34,733	10,933	247,236
Subtotal	130,612	329,841	199,229	148,952	18,340	699,562
<b>TOTAL OPERATING EXPENSE</b>	<b>12,086,909</b>	<b>15,596,188</b>	<b>3,509,279</b>	<b>10,755,407</b>	<b>(1,331,502)</b>	<b>43,290,825</b>
<b>Non-Operating Expenses</b>						
Depreciation Expense	1,680,000	1,680,000	-	1,650,000	(30,000)	3,360,000
Major Projects	85,527	807,169	721,642	135,901	50,374	1,547,169
Net Pension Adjustment - GASB 68	-	-	-	-	-	900,000
Prior Year Expense	1,325	-	(1,325)	117,479	116,154	-
<b>TOTAL NON-OPERATING EXPENSE</b>	<b>1,766,852</b>	<b>2,487,169</b>	<b>720,317</b>	<b>1,903,380</b>	<b>136,528</b>	<b>5,807,169</b>
<b>TOTAL EXPENSES</b>	<b>13,853,761</b>	<b>18,083,357</b>	<b>4,229,596</b>	<b>12,658,787</b>	<b>(1,194,973)</b>	<b>49,097,994</b>
<b>NET PROCEEDS</b>	<b>\$ (6,917,846)</b>	<b>\$ (11,553,303)</b>	<b>\$ 4,635,457</b>	<b>\$ (6,452,775)</b>	<b>\$ (465,071)</b>	<b>\$ 3,078,661</b>

**32nd District Agricultural Association  
OC Fair & Event Center  
Costa Mesa, CA**

**Statement of Cash Flows (Unaudited)  
For the Six Months Ended June 30, 2019 and 2018**

	<b>2019</b>	<b>2018</b>
<b>CASH FLOWS FROM OPERATING ACTIVITIES</b>		
Excess of Expenses Over Revenues	\$ (6,917,846)	\$ (6,452,764)
Adjustment to Reconcile Excess of Revenue Over Expenses to Net Cash Provided by Operating Activities:		
Non-Cash Charges (Credits) to Net Income		
Depreciation Expense	\$ 1,680,000	\$ 1,650,000
(Increase) Decrease in Assets		
(Increase) Decrease in Accounts Receivable	(1,429,252)	(1,152,734)
(Increase) Decrease in Prepaid Expenses	1,288	(467,457)
Increase (Decrease) in Liabilities		
Increase (Decrease) in Accounts Payable	7,810	236,838
Increase (Decrease) in Deferred Revenue	11,403,043	11,247,631
Increase (Decrease) in Payroll Liabilities	289,832	(73,046)
Increase (Decrease) in Deposits	(145,465)	(23,971)
Total Adjustments	\$ 11,807,256	\$ 11,417,261
<b>Net Cash Provided (Used) by Operating Activities</b>	<b>\$ 4,889,410</b>	<b>\$ 4,964,497</b>
<b>CASH FLOWS FROM INVESTING ACTIVITIES</b>		
(Increase) Decrease in Capital Projects in Progress	\$ (955,685)	\$ (925,368)
<b>Net Cash Provided (Used) by Investing Activities</b>	<b>\$ (955,685)</b>	<b>\$ (925,368)</b>
<b>CASH FLOWS FROM FINANCING ACTIVITIES</b>		
<b>Net Cash Provided (Used) by Financing Activities</b>	<b>0</b>	<b>0</b>
<b>NET INCREASE (DECREASE) IN CASH</b>	<b>\$ 3,933,725</b>	<b>\$ 4,039,129</b>
Cash and Cash Equivalent - Beginning of Period	50,230,751	43,577,496
<b>Cash and Cash Equivalent - End of Period</b>	<b>\$ 54,164,476</b>	<b>\$ 47,616,625</b>

**32nd DAA - OC Fair & Event Center**  
**Capital Expenditures & Major Projects Spending (Unaudited)**  
**For the Six Months Ended June 30, 2019**

Description	2019 Approved Budget	2019 Spending	2019 Remaining Budget
<b>Buildings and Improvements</b>			
Concrete Sealants - Main Mall	\$ -	\$ 20,473	\$ (20,473)
Property Survey	80,000	80,000	-
Property Signage	100,000	37	99,963
Storm Water Infrastructure	300,000	2,606	297,394
HVAC - Ranch House	35,000	34,391	609
HVAC - Costa Mesa Bldg.	70,000	58,750	11,250
HVAC - Huntington Beach Bldg.	60,000	58,750	1,250
HVAC - Los Alamitos Bldg.	17,000	6,894	10,106
Flooring - Event Operations	20,000	11,718	8,282
Vestibule and Flooring - Hangar	45,000	-	45,000
Trailer Renovation - Pac Amp	20,000	10,230	9,770
Awning - Security Compound	25,000	27,785	(2,785)
Landscaping Renovation - Gate 10	40,000	-	40,000
Lighting - Pac Amp	125,000	-	125,000
Awning - Box Office	8,000	-	8,000
Asphalt Repair - ASA	50,000	29,740	20,260
Seal & Stripe - Parking Lot	150,000	-	150,000
Parking Lot Repair - Lot G	900,000	-	900,000
Parking Lot Repair - Exterior	150,000	153,319	(3,319)
Parking Lot Repair - Interior	150,000	87,005	62,995
Way Finding Signage	100,000	1,385	98,615
Carnival Sewers	-	8,488	(8,488)
Carnival Asphalt - Kidland	-	21,760	(21,760)
Carnival Asphalt - Flume	-	46,012	(46,012)
Carnival Electrical - Lot G	-	27,966	(27,966)
<b>Total Buildings and Improvements</b>	<b>\$ 2,445,000</b>	<b>\$ 687,309</b>	<b>\$ 1,757,691</b>

**32nd DAA - OC Fair & Event Center**  
**Capital Expenditures & Major Projects Spending (Unaudited)**  
**For the Six Months Ended June 30, 2019**

Description	2019 Approved Budget	2019 Spending	2019 Remaining Budget
<b>Furniture &amp; Equipment</b>			
Network Server	\$ 80,000	\$ 10,680	\$ 69,320
Wi-Fi	30,000	-	30,000
Timecenter Software Upgrade	-	20,269	\$ (20,269)
85' Genie Boom Lift	175,000	-	175,000
Emergency Generator - IT	450,000	-	450,000
Forklift - LP/Gas, 5000 lb.	45,000	-	45,000
Security Camera - Centennial Farm	8,000	-	8,000
PA System - Centennial Farm	5,000	-	5,000
Folding Chairs (300)	12,000	10,729	1,271
Portable Sound Monitoring	30,000	6,264	23,736
Board Room AV System	30,000	33,854	(3,854)
Key Watcher System	7,000	7,076	(76)
Road Barrier	50,000	46,690	3,310
Electrical Work - Costa Mesa Bldg.	20,000	1,035	18,965
Digital Equipment	5,000	2,568	2,432
Portable Rolling Bleachers	30,000	-	30,000
Compactor - Main Yard	45,000	-	45,000
Electrical Storage Containers	5,500	5,426	74
Cable Ramps	10,000	9,972	28
2-Yard Trash Dumpsters	25,000	23,862	1,138
Stanchions/Carts	10,000	9,763	237
Portable Electric Panels	25,000	-	25,000
Fair Material	20,000	5,200	14,800
Exhibit Equipment	50,000	27,726	22,274
Picnic Tables	10,000	9,891	109
Aluminum Barricades	15,000	-	15,000
All grounds PA System	30,000	-	30,000
<b>Total Furniture &amp; Equipment</b>	<b>\$ 1,222,500</b>	<b>\$ 231,005</b>	<b>\$ 991,495</b>

**32nd DAA - OC Fair & Event Center**  
**Capital Expenditures & Major Projects Spending (Unaudited)**  
**For the Six Months Ended June 30, 2019**

Description	2019 Approved Budget	2019 Spending	2019 Remaining Budget
<b>Major Projects</b>			
Sky Hawk Relocation	\$ 490,169 *	\$ 47,791	\$ 442,378
Storage Facility Rental	200,000	-	200,000
Light Towers	10,000	-	10,000
Security Bollards	45,000	-	45,000
All Grounds Audit	500,000	7,100	492,900
Keyless Entry - Heroes Hall	20,000	8,407	11,593
Solar Charging Stations	20,000	20,643	(643)
Office Changes - Administration Bldg.	25,000	-	25,000
Canopy - Main Gate	45,000	-	45,000
Vestibule Doors	40,000	-	40,000
Electrical Boxes	30,000	-	30,000
Electrical Upgrades - Lot P	7,500	-	7,500
Floor Repairs - Rental Building	30,000	-	30,000
Restroom Repair - Facilities	10,000	-	10,000
Storm Water Management	75,000	1,585	73,415
<b>TOTAL MAJOR PROJECTS</b>	<b>\$ 1,547,669</b>	<b>\$ 85,526</b>	<b>\$ 1,462,143</b>
<b>TOTAL CAPITAL BUDGET &amp; MAJOR PROJECTS</b>	<b>\$ 5,215,169</b>	<b>\$ 1,003,840</b>	<b>\$ 4,211,329</b>
<b>Contingency Fund</b>	<b>\$ 150,000</b>	<b>\$ 37,371</b>	<b>\$ 112,629</b>
<b>TOTAL CAPITAL BUDGET, MAJOR PROJECTS &amp; CONTINGENCY FUNDS</b>	<b>\$ 5,365,169</b>	<b>\$ 1,041,211</b>	<b>\$ 4,323,958</b>

\* Board approved (6/27/19) increase of \$390,169



**OC Fair & Event Center**  
**Accounts Payable Checks Summary**  
**June 2019**

Reference	Date	Vendor Description	Net Pay
83522	6/5/2019	VOID	-
85803	6/6/2019	VOID	-
86597	6/7/2019	Bar None Group,dba Pacific Coast Enterta	7,195.46
86598	6/7/2019	Boyd & Associates, Inc.	125.00
86599	6/7/2019	California Concrete Ready Mix, Inc.	4,700.00
86600	6/7/2019	California Technology Agency	866.25
86601	6/7/2019	Director's Cut, LLC	2,100.00
86602	6/7/2019	Franchise Tax Board	271.42
86603	6/7/2019	Fusco Engineering, Inc.	1,417.50
86604	6/7/2019	Gem Faire, Inc.	610.75
86605	6/7/2019	Haitbrink Asphalt Paving, Inc.	3,800.00
86606	6/7/2019	HalloJAK	400.00
86607	6/7/2019	Haynie & Company, CPAs	5,191.00
86608	6/7/2019	International Speedway, Inc.	1,164.00
86609	6/7/2019	Meredith Corporation	12,280.00
86610	6/7/2019	Nick Buffa	204.74
86611	6/7/2019	Orange County Treasurer-Tax Collector	208.11
86612	6/7/2019	Quijote Corporation dba Sensis	17,456.83
86613	6/7/2019	State Disbursement Unit	298.85
86614	6/7/2019	The Gas Company	230.41
86615	6/7/2019	West-Lite Supply Co., Inc.	1,083.34
86616	6/11/2019	Franchise Tax Board	1,211.66
86617	6/13/2019	AAA Oil, Inc. dba California Fuels & Lu	2,579.88
86618	6/13/2019	Association of State CA Supervisors	72.00
86619	6/13/2019	Aquatic Service, Inc.	285.00
86620	6/13/2019	Artistic Upholstery	1,710.00
86621	6/13/2019	AT&T	2.56
86622	6/13/2019	AT&T	108.07
86623	6/13/2019	Backflow Apparatus and Valve Company	360.00
86624	6/13/2019	Bee Busters	500.00
86625	6/13/2019	Christian Hackett	150.00
86626	6/13/2019	Citi Bank	6,558.43
86627	6/13/2019	Citi Bank	937.17
86628	6/13/2019	Costa Mesa Chamber Of Commerce	5,000.00
86629	6/13/2019	CCS Orange County Janitorial, Inc.	23,649.72
86630	6/13/2019	Dalmarko Designs	5,842.50
86631	6/13/2019	Department of General Services	156.63
86632	6/13/2019	Employment Development Department	60.37
86633	6/13/2019	Evelyn Hernandez	93.00
86634	6/13/2019	IUOE, Craft/Maint. Division	1,272.82
86635	6/13/2019	Joe A. Gonsalves & Son	5,000.00
86636	6/13/2019	Kaiser Permanente	48,453.87
86637	6/13/2019	Leland Paxton	4.53
86638	6/13/2019	Line-X Protective Coatings	4,903.70
86639	6/13/2019	Lisa Sexton	7,713.41
86640	6/13/2019	Meredith Corporation	2,500.00
86641	6/13/2019	Mike Detlefsen	9.00
86642	6/13/2019	Mission Paving and Sealing, Inc.	5,000.00
86643	6/13/2019	Newport Harbor Locksmith	315.00

**OC Fair & Event Center**  
**Accounts Payable Checks Summary**  
**June 2019**

<b>Reference</b>	<b>Date</b>	<b>Vendor Description</b>	<b>Net Pay</b>
86644	6/13/2019	Gravity Technologies Inc.	547.00
86645	6/13/2019	NPGA Show Committee Chair	223.00
86646	6/13/2019	Orange County Arborists, Inc.	2,570.00
86647	6/13/2019	OC Marathon, The	100.00
86648	6/13/2019	Pasco Doors	3,943.49
86649	6/13/2019	CA Public Employees Retirement System	500.00
86650	6/13/2019	Pyro-Comm System, Inc.	370.00
86651	6/13/2019	SEIU Local 1000 CA State Employees Asso.	2,460.16
86652	6/13/2019	Shannon Kubitz	40.00
86653	6/13/2019	Sound Media Fusion, LLC	4,320.00
86654	6/13/2019	Spectra	941.14
86655	6/13/2019	Sunbelt Rentals, Inc.	1,978.42
86656	6/13/2019	Terry Moore	188.72
86657	6/13/2019	The Gas Company	449.63
86658	6/13/2019	United Scottish Society	99,294.51
86659	6/13/2019	West Coast Emergency Medical Services	2,152.00
86660	6/13/2019	Xerox Corporation	610.35
86661	6/13/2019	DeltaCare USA	673.25
86662	6/13/2019	Delta Dental Plan Of California	5,667.35
86663	6/13/2019	Michael A. DeVries	700.00
86664	6/20/2019	Adcom Publishing DbA Bride World Expo	995.00
86665	6/20/2019	Aquatic Service, Inc.	770.00
86666	6/20/2019	AT&T	80.10
86667	6/20/2019	AT&T	250.87
86668	6/20/2019	Bee Busters	150.00
86669	6/20/2019	B & L Productions	1,169.75
86670	6/20/2019	Capistrano Connections Academy	1,905.50
86671	6/20/2019	Carol Singleton	37.98
86672	6/20/2019	California Fair Services Authority	28,222.36
86673	6/20/2019	California Fair Services Authority	414.00
86674	6/20/2019	CCS Orange County Janitorial, Inc.	35,075.45
86675	6/20/2019	CR&R Inc.	14,152.21
86676	6/20/2019	CR&A Custom, Inc.	1,402.08
86677	6/20/2019	Crowd Control Warehouse LLC	9,763.17
86678	6/20/2019	Department of Forestry & Fire Protection	3,098.94
86679	6/20/2019	Department of Justice	8,287.50
86680	6/20/2019	Eisel Enterprises, Inc.	694.99
86681	6/20/2019	Fire Sprinkler Inspections, Inc.	1,440.00
86682	6/20/2019	Franchise Tax Board	129.46
86683	6/20/2019	VOID	-
86684	6/20/2019	Howard Sandler	284.68
86685	6/20/2019	Jeff Wilson	52.72
86686	6/20/2019	Katie Hastings	67.60
86687	6/20/2019	KC Landscape Development, Inc.	7,350.00
86688	6/20/2019	Khavarian Enterprises, Inc. dba Vision C	3,500.00
86689	6/20/2019	Bianca Kulback	105.00
86690	6/20/2019	Lisa Sexton	7,713.41
86691	6/20/2019	Lopez Works, Inc.	26,391.75
86692	6/20/2019	Melanie Schwald	222.33

**OC Fair & Event Center**  
**Accounts Payable Checks Summary**  
**June 2019**

<b>Reference</b>	<b>Date</b>	<b>Vendor Description</b>	<b>Net Pay</b>
86693	6/20/2019	Mission Paving and Sealing, Inc.	26,300.00
86694	6/20/2019	Orange County Treasurer-Tax Collector	4,400.08
86695	6/20/2019	OneOC	595.00
86696	6/20/2019	OutFront Media LLC	1,500.00
86697	6/20/2019	Pacific General Cleaning Service	360.00
86698	6/20/2019	Patriot Environmental Laboratory Service	750.00
86699	6/20/2019	CA Public Employees Retirement System	1,325.09
86700	6/20/2019	Pitney Bowes Inc.	459.22
86701	6/20/2019	Pre-Fab Builders, Inc.	27,285.00
86702	6/20/2019	Responsive Drip Irrigation,LLC	451.63
86703	6/20/2019	Ricoh Americas Corporation	1,697.51
86704	6/20/2019	Roxanne Hack	72.24
86705	6/20/2019	Sectran Security, Inc.	115.00
86706	6/20/2019	Southern California Edison	29,456.06
86707	6/20/2019	Sound Media Fusion, LLC	2,160.00
86708	6/20/2019	Spectra	2,826.15
86709	6/20/2019	State Disbursement Unit	298.84
86710	6/20/2019	Statewide Seating & Grandstands, Inc.	41,393.50
86711	6/20/2019	Sunbelt Rentals, Inc.	1,571.04
86712	6/20/2019	Sunshine Kitchen	500.00
86713	6/20/2019	TalentWise, Inc.dba Sterling Talent Solu	5,912.90
86714	6/20/2019	Terry Moore	397.79
86715	6/20/2019	TreeRing Workforce Solutions, Inc.	253.75
86716	6/20/2019	Universal Waste Systems, Inc.	725.00
86717	6/20/2019	UTP Productions, Inc.	16,596.72
86718	6/20/2019	Verizon Wireless	2,991.64
86719	6/20/2019	G4 Ventures/Water Rover	1,975.00
86720	6/20/2019	West Coast Emergency Medical Services	1,232.00
86721	6/20/2019	Williams Scotsman, Inc.	1,719.77
86722	6/20/2019	Zeyen Elementary PTO M72000128	904.81
86723	6/27/2019	VOID	-
86724	6/27/2019	CWF, Inc. dba A1 Event & Party Rental	7,640.00
86725	6/27/2019	Action Golf Cart Rentals	46,628.24
86726	6/27/2019	Arion Global, Inc.	1,401.54
86727	6/27/2019	Ashley Ramos	81.66
86728	6/27/2019	AT&T	4,737.77
86729	6/27/2019	Bee Busters	150.00
86730	6/27/2019	Black Kro Productions, LLC	1,850.00
86731	6/27/2019	Brad's Concrete Cutting, Inc.	420.00
86732	6/27/2019	California Technology Agency	871.09

**OC Fair & Event Center**  
**Accounts Payable Checks Summary**  
**June 2019**

Reference	Date	Vendor Description	Net Pay
86733	6/27/2019	California Fair Services Authority	89,386.50
86734	6/27/2019	California Fair Services Authority	104.00
86735	6/27/2019	California Fair Services Authority	290.00
86736	6/27/2019	Christian Hackett	207.72
86737	6/27/2019	Costa Mesa Community Foundation	1,000.00
86738	6/27/2019	CCS Orange County Janitorial, Inc.	400.00
86739	6/27/2019	CR&A Custom, Inc.	10,384.20
86740	6/27/2019	CSI Electrical Contractors, Inc.	10,000.00
86741	6/27/2019	Delta Scientific Corporation	46,689.84
86742	6/27/2019	Eisel Enterprises, Inc.	862.00
86743	6/27/2019	Enlightened Pictures Inc	1,400.00
86744	6/27/2019	Evy Young	80.33
86745	6/27/2019	Fusco Engineering, Inc.	396.00
86746	6/27/2019	Haagmade, Inc.	4,395.65
86747	6/27/2019	Hae Jung Cho	100.00
86748	6/27/2019	Hahn & Bowersock, Inc.	1,036.50
86749	6/27/2019	Haynie & Company, CPAs	8,523.75
86750	6/27/2019	JFK Transportation	1,160.00
86751	6/27/2019	Kennah Construction, Inc.	16,350.00
86752	6/27/2019	Los Angeles Times	1,000.00
86753	6/27/2019	Lauria Watts	100.00
86754	6/27/2019	Leslie Trasport	590.00
86755	6/27/2019	Lisa A Driggers	100.00
86756	6/27/2019	Lynne Gallagher	100.00
86757	6/27/2019	Manatt, Phelps & Phillips, LLP	22.95
86758	6/27/2019	Maria Sosa Ruiz	2,000.00
86759	6/27/2019	MBA Design & Display Products Corp	18,160.00
86760	6/27/2019	McKinley Elevator Corporation	400.00
86761	6/27/2019	Mesa Water District	18,400.77
86762	6/27/2019	Morley Group, Inc	7,500.00
86763	6/27/2019	Orange County Treasurer-Tax Collector	14,939.46
86764	6/27/2019	One Touch Solutions, Inc.	866.67
86765	6/27/2019	Paola Costa	100.00
86766	6/27/2019	Peter W Uvalle III	500.00
86767	6/27/2019	Philip Henderson	23.64
86768	6/27/2019	Ricoh Americas Corporation	441.25
86769	6/27/2019	Seating Component Manufacturing, Inc.	9,891.45
86770	6/27/2019	Quijote Corporation dba Sensis	41,288.28
86771	6/27/2019	Spectra	1,635.81
86772	6/27/2019	Sunbelt Rentals, Inc.	64.53
86773	6/27/2019	Surface Restoration Solutions	2,370.00
86774	6/27/2019	Thermal Concepts, Inc.	2,179.00
86775	6/27/2019	Tuff Shed, Inc.	3,302.55
86776	6/27/2019	Ungerboeck Systems Inc.	87.50
86777	6/27/2019	West Coast Emergency Medical Services	896.00
<b>Total June 2019 AP Checks</b>			<b>1,025,241.24</b>

**OC Fair & Event Center  
Electronic Payments Summary  
June 2019**

<b>Reference No.</b>	<b>Date</b>	<b>Vendor Name</b>	<b>Amount</b>
E2814	6/4/2019	Paypal, Inc.	184.95
E15674817	6/7/2019	CA Public Employees Retirement System	232.35
E15674818	6/7/2019	CA Public Employees Retirement System	376.89
E15674819	6/7/2019	CA Public Employees Retirement System	7,341.89
E15674820	6/7/2019	CA Public Employees Retirement System	15,751.68
E15674821	6/7/2019	CA Public Employees Retirement System	24,130.72
E15674822	6/7/2019	CA Public Employees Retirement System	5,009.54
E15674823	6/7/2019	CA Public Employees Retirement System	742.89
E15635237	6/11/2019	CA Public Employees Retirement System	3,359.62
E15635275	6/11/2019	CA Public Employees Retirement System	162.85
E15635204	6/14/2019	CA Public Employees Retirement System	207,641.07
E49354582	6/18/2019	Pitney Bowes Inc.	3,000.00
E15644913-01	6/20/2019	CA Public Employees Retirement System	764.78
E15663529	6/21/2019	CA Public Employees Retirement System	3,366.26
E15663598	6/21/2019	CA Public Employees Retirement System	286.64
Ef934a4bafc	6/26/2019	US Bank	214,103.65
<b>ACH Banking Fees / Credit Card Fees / Payroll Tax Transactions</b>			
American Express Credit Card Fees			558.48
Authorize.Net Fees			59.90
Banking Analysis Fee			1,149.25
Chargebacks			-
Gateway Services Fees			103.20
Global Pay Fees			69.50
Merchant Service Bankcard Fees			14,313.49
Paymentech Credit Card Merchant Fees			4,637.89
Payroll Taxes			290,394.95
Uaccept.com			58.00
<b>Total June 2019 Electronic Payments</b>			<b>797,800.44</b>

**OC Fair & Event Center  
Accounts Payable Checks Summary  
July 2019**

<b>Reference</b>	<b>Date</b>	<b>Vendor Description</b>	<b>Net Pay</b>
86778	7/1/2019	Mike Ganino	7,500.00
86779	7/3/2019	AAA Oil, Inc. dba California Fuels & Lu	825.47
86780	7/3/2019	Allen Barr	175.00
86781	7/3/2019	Amlon Industries, Inc.	7,003.75
86782	7/3/2019	Amy M. Carlson	100.00
86783	7/3/2019	Ann Elizabeth Turley	100.00
86784	7/3/2019	Aquatic Service, Inc.	285.00
86785	7/3/2019	AT&T	108.07
86786	7/3/2019	Atomic Music Group LLC	20,000.00
86787	7/3/2019	Backyard BBQ Village, Inc.	2,420.00
86788	7/3/2019	Belinda K. Belisle	100.00
86789	7/3/2019	Big Brothers Big Sisters of OC/Inland Em	15,000.00
86790	7/3/2019	Bretschger & Associates, Inc./IMW Agency	18,707.50
86791	7/3/2019	California Fair Services Authority	1,914.85
86792	7/3/2019	Citi Bank	12.00
86793	7/3/2019	CR&A Custom, Inc.	12,790.49
86794	7/3/2019	The Damned Touring Limited	49,444.00
86795	7/3/2019	DeltaCare USA	651.19
86796	7/3/2019	Delta Dental Plan Of California	5,667.35
86797	7/3/2019	Department of Human Resources Cal HR	4,189.00
86798	7/3/2019	Eileen B. Gibbs	100.00
86799	7/3/2019	Elaine Ferrari-Santhon	200.00
86800	7/3/2019	Felipa Hanson	100.00
86801	7/3/2019	Francine Bradley	343.20
86802	7/3/2019	Franchise Tax Board	333.46
86803	7/3/2019	Fusco Engineering, Inc.	3,794.75
86804	7/3/2019	Haitbrink Asphalt Paving, Inc.	48,440.00
86805	7/3/2019	J B Bostick Company, Inc.	46,329.00
86806	7/3/2019	Jere L. Rogal	100.00
86807	7/3/2019	JFK Transportation	290.00
86808	7/3/2019	Judith Diane Nowland	100.00
86809	7/3/2019	Judy Price	200.00
86810	7/3/2019	Kathleen Smith	100.00
86811	7/3/2019	KC Landscape Development, Inc.	3,120.00
86812	7/3/2019	Laurie L. Stewart	100.00
86813	7/3/2019	Leslie Diane Davis	100.00
86814	7/3/2019	Leslie Trasport	47.41
86815	7/3/2019	Linda Conn	100.00
86816	7/3/2019	Lisa Sexton	7,713.41
86817	7/3/2019	Lothar H. Vallot	200.00
86818	7/3/2019	Martin Container, Inc.	1,422.30
86819	7/3/2019	Marcia McCormack	100.00
86820	7/3/2019	Maya Puterbaugh	149.27
86821	7/3/2019	Michael Goulding DBA Mike Goulding Photo	1,020.00
86822	7/3/2019	Orange County Treasurer-Tax Collector	2,247.85

**OC Fair & Event Center  
Accounts Payable Checks Summary  
July 2019**

<b>Reference</b>	<b>Date</b>	<b>Vendor Description</b>	<b>Net Pay</b>
86823	7/3/2019	County of Orange	2,868.00
86824	7/3/2019	Pacific Media Blasting	1,700.00
86825	7/3/2019	Pilar E Barrios Farmer	100.00
86826	7/3/2019	Polly Womack	100.00
86827	7/3/2019	Ronald Ray Laursen	100.00
86828	7/3/2019	Rory White	568.24
86829	7/3/2019	Roseanne M. Bye	100.00
86830	7/3/2019	Rosemary Halvorson	100.00
86831	7/3/2019	Roxanne Hack	101.03
86832	7/3/2019	Roy Englebrecht Promotions	43.12
86833	7/3/2019	Ruby Lau	358.14
86834	7/3/2019	RV Nursery Wholesale	2,344.64
86835	7/3/2019	Spectra	248.90
86836	7/3/2019	State Disbursement Unit	298.85
86837	7/3/2019	Sunbelt Rentals, Inc.	1,751.05
86838	7/3/2019	Terry Moore	26.39
86839	7/3/2019	The Gas Company	586.87
86840	7/3/2019	Christine Tina Davidson	100.00
86841	7/3/2019	United Site Services Of America	8,095.98
86842	7/3/2019	West Coast Emergency Medical Services	1,320.00
86843	7/3/2019	West-Lite Supply Co., Inc.	185.33
86844	7/3/2019	World Division	8,443.70
86845	7/3/2019	Universal X Corporation f/s/o X	37,500.00
86846	7/3/2019	Bradford Johnson	1,386.74
86847	7/3/2019	Kenneth Mike Coon	1,380.00
86848	7/10/2019	Tout Le Monde Touring, Inc. f/s/o Seal	151,500.00
86849	7/10/2019	VOID	-
86850	7/10/2019	VOID	-
86851	7/10/2019	VOID	-
86852	7/10/2019	VOID	-
86853	7/11/2019	Pacific Symphony	67,500.00
86854	7/11/2019	VOID	-
86855	7/11/2019	Association of State CA Supervisors	72.00
86856	7/11/2019	AT&T	1,911.24
86857	7/11/2019	AT&T	108.07
86858	7/11/2019	Bradford Johnson	685.88
86859	7/11/2019	Catherine Lambert	557.79
86860	7/11/2019	California Fair Services Authority	580.00
86861	7/11/2019	Citi Bank	1,763.84
86862	7/11/2019	Citi Bank	118.14
86863	7/11/2019	Moor+South/Pier Mngmt Co., LP (Tandem)	42,196.00
86864	7/11/2019	Department of Forestry & Fire Protection	7,373.34
86865	7/11/2019	Employment Development Department	248.52
86866	7/11/2019	IUOE, Craft/Maint. Division	1,297.64
86867	7/11/2019	Joan Hamill	70.00

**OC Fair & Event Center  
Accounts Payable Checks Summary  
July 2019**

<b>Reference</b>	<b>Date</b>	<b>Vendor Description</b>	<b>Net Pay</b>
86868	7/11/2019	Jodi Cloutier Carbett	100.00
86869	7/11/2019	Joe A. Gonsalves & Son	5,000.00
86870	7/11/2019	Judy Price	100.00
86871	7/11/2019	Kaiser Permanente	48,453.87
86872	7/11/2019	Lloyd's Layouts	920.00
86873	7/11/2019	Michelle Iniguez	100.00
86874	7/11/2019	Native Sons, Inc.	445.80
86875	7/11/2019	Gravity Technologies Inc.	547.00
86876	7/11/2019	Orange County Treasurer-Tax Collector	1,564.99
86877	7/11/2019	RK Diversified Entertainment, Inc.	6,400.00
86878	7/11/2019	Sara Schmitt	100.00
86879	7/11/2019	Sarah Vanderpool	32.24
86880	7/11/2019	SEIU Local 1000 CA State Employees Asso.	2,463.08
86881	7/11/2019	Sound Media Fusion, LLC	4,560.00
86882	7/11/2019	Spectra	62,365.16
86883	7/11/2019	State Controllers Office	16.10
86884	7/11/2019	Sunbelt Rentals, Inc.	3,200.29
86885	7/11/2019	VOID	-
86886	7/11/2019	Taller San Jose Hope Builders	10,000.00
86887	7/11/2019	Tanya Bannyan	39.23
86888	7/11/2019	Taylor Zumstein	100.00
86889	7/11/2019	Technical Air Corporation	1,225.00
86890	7/11/2019	Thermal Concepts, Inc.	871.28
86891	7/11/2019	Williams Scotsman, Inc.	1,297.05
86892	7/11/2019	UTP Productions, Inc.	31,721.71
86893	7/11/2019	Liam Josh Corp. F/S/O Rick Springfield	50,000.00
86894	7/12/2019	Susana C De Leon DBA Timoi & Co	1,250.00
86895	7/12/2019	Ineffable Music Group, LLC/Collie Buddz	10,000.00
86896	7/12/2019	Iya Terra LLC	500.00
86897	7/12/2019	Rebelution, LLC f/s/o Rebelution	106,500.00
86898	7/12/2019	Robert Elfaizy	5,000.00
86899	7/12/2019	Rebelution, LLC f/s/o Rebelution	27,500.00
86900	7/13/2019	Brew Ha Ha Productions, LLC	25,000.00
86901	7/13/2019	Ineffable Music Group, LLC/Collie Buddz	10,000.00
86902	7/13/2019	Iya Terra LLC	500.00
86903	7/13/2019	John Ventura f/s/o Fast Times	3,000.00
86904	7/13/2019	Rebelution, LLC f/s/o Rebelution	134,000.00
86905	7/14/2019	Black Barn Touring Inc fso Josh Phillips	4,650.00
86906	7/14/2019	Damon Pipitone	2,400.00
86907	7/14/2019	International Speedway, Inc.	64,650.00
86908	7/14/2019	Le Clair and Bradley Enterprises	600.00
86909	7/14/2019	The Los Lobos Corporation	25,000.00
86910	7/14/2019	Rebel Rooster, Inc. f/s/o Justin Moore	145,220.00
86911	7/14/2019	Simonsen Sounds, Inc.	1,500.00
86912	7/14/2019	Steel Blossoms	1,860.00



**OC Fair & Event Center  
Accounts Payable Checks Summary  
July 2019**

<b>Reference</b>	<b>Date</b>	<b>Vendor Description</b>	<b>Net Pay</b>
86913	7/17/2019	Music Zirconia Talent LLC	5,500.00
86914	7/17/2019	David M. L. Rosales	1,000.00
86915	7/17/2019	VOID	-
86916	7/17/2019	VOID	-
86917	7/17/2019	VOID	-
86918	7/17/2019	VOID	-
86919	7/17/2019	VOID	-
86920	7/17/2019	VOID	-
86921	7/17/2019	Phantom 309 Productio fso Brandi Carlile	209,250.00
86922	7/17/2019	VOID	-
86923	7/17/2019	VOID	-
86924	7/17/2019	VOID	-
86925	7/17/2019	VOID	-
86926	7/18/2019	Music Zirconia Talent LLC	5,500.00
86927	7/18/2019	Signature Entertainment fso Why Don't We	104,625.00
86928	7/18/2019	VOID	-
86929	7/18/2019	VOID	-
86930	7/18/2019	VOID	-
86931	7/18/2019	VOID	-
86932	7/19/2019	Grey Ribbon LLC f/s/o The English Beat	16,000.00
86933	7/19/2019	Birth LLC f/s/o Ziggy Marley	80,000.00
86934	7/19/2019	VOID	-
86935	7/19/2019	23/7 Global Inc.	19,110.00
86936	7/19/2019	AAA Oil, Inc. dba California Fuels & Lu	1,677.89
86937	7/19/2019	Aaron J. Carter	975.00
86938	7/19/2019	Al Letua	109.00
86939	7/19/2019	Alliant Insurance Services, Inc.	17,572.00
86940	7/19/2019	Lee Allen Pettey	724.96
86941	7/19/2019	American Vintage Designs	761.79
86942	7/19/2019	Benner Metals Corporation	5,200.02
86943	7/19/2019	Burke,Williams & Sorensono, LLP	780.64
86944	7/19/2019	California Fair Services Authority	800.00
86945	7/19/2019	City of Costa Mesa	6,716.59
86946	7/19/2019	CR&A Custom, Inc.	25,861.77
86947	7/19/2019	Crainco, Inc.	2,364.00
86948	7/19/2019	Department of Justice	11,772.50
86949	7/19/2019	Derek Hilland DBA R Springfield Merchand	7,693.19
86950	7/19/2019	Diana Perkins	100.00
86951	7/19/2019	Franchise Tax Board	1,058.63
86952	7/19/2019	Haitbrink Asphalt Paving, Inc.	40,680.00
86953	7/19/2019	Heidiroo	400.00
86954	7/19/2019	Hill Brothers Chemical Company	2,284.30
86955	7/19/2019	Internal Revenue Service	207.43
86956	7/19/2019	James Henderson	641.33
86957	7/19/2019	J B Bostick Company, Inc.	24,580.00

**OC Fair & Event Center  
Accounts Payable Checks Summary  
July 2019**

<b>Reference</b>	<b>Date</b>	<b>Vendor Description</b>	<b>Net Pay</b>
86958	7/19/2019	JFK Transportation	870.00
86959	7/19/2019	Judy Price	100.00
86960	7/19/2019	Katie Hastings	59.24
86961	7/19/2019	Khavarian Enterprises, Inc. dba Vision C	3,500.00
86962	7/19/2019	Kimberly Garcia	100.00
86963	7/19/2019	Leslie Trasport	75.38
86964	7/19/2019	Martin Container, Inc.	1,691.68
86965	7/19/2019	VOID	-
86966	7/19/2019	Megan Tredway Carter	735.00
86967	7/19/2019	Michael Payan	250.00
86968	7/19/2019	Orange County Arborists, Inc.	6,600.00
86969	7/19/2019	One Touch Solutions, Inc.	600.00
86970	7/19/2019	Outlets at San Clemente	350.00
86971	7/19/2019	Pacific General Cleaning Service	480.00
86972	7/19/2019	Pacific Media Blasting	600.00
86973	7/19/2019	Paper Depot	168.00
86974	7/19/2019	Peter Tarr	20.00
86975	7/19/2019	Pro Finish Painting	23,420.00
86976	7/19/2019	Rebelution, LLC f/s/o Rebelution	56,864.61
86977	7/19/2019	RK Diversified Entertainment, Inc.	4,204.54
86978	7/19/2019	Russell Davis	250.00
86979	7/19/2019	R.W.B. Party Props, Inc.	21,368.82
86980	7/19/2019	Security Signal Devices, Inc. aka SSD	8,407.36
86981	7/19/2019	Southern California Edison	17,804.70
86982	7/19/2019	Spectra	3,065.36
86983	7/19/2019	Spotlight Video	500.00
86984	7/19/2019	State Disbursement Unit	386.18
86985	7/19/2019	Sunbelt Rentals, Inc.	7,524.23
86986	7/19/2019	The Mark-Costello Co.	35,749.38
86987	7/19/2019	Trojan Painting Professionals	3,500.00
86988	7/19/2019	West-Lite Supply Co., Inc.	4,135.17
86989	7/19/2019	Williams Scotsman, Inc.	18,284.18
86990	7/19/2019	Universal X Corporation f/s/o X	5,588.26
86991	7/19/2019	Xerox Corporation	604.21
86992	7/19/2019	Xpert Premier Protective Services, Inc.	6,420.00
86993	7/19/2019	California Fair Services Authority	90,995.48
86994	7/19/2019	Reggae Lion Inc fso Toots and the Maytal	31,500.00
86995	7/20/2019	California Fair Services Authority	113,941.94
86996	7/20/2019	Ridge Road, Inc. f/s/o Melissa Etheridge	75,000.00
86997	7/20/2019	Catalina Coupe, Inc.(PBenatar&NGiraldo)	75,000.00
86998	7/20/2019	SAHO Music & Entertainment, LLC	1,200.00
86999	7/20/2019	Shawn Christopher Barker	4,950.00
87000	7/21/2019	Chef Ray Presents	7,347.60
87001	7/21/2019	Flower Power Concerts, Inc.	63,692.00
87002	7/21/2019	Jeremiah H Johnston DBA The Throw Zone	5,000.00

**OC Fair & Event Center  
Accounts Payable Checks Summary  
July 2019**

<b>Reference</b>	<b>Date</b>	<b>Vendor Description</b>	<b>Net Pay</b>
87003	7/21/2019	Matthew Jon Koerner	3,250.00
87004	7/21/2019	Michael L Picon f/s/o The Shakers	700.00
87005	7/21/2019	SEISMONOS, INC. f/s/o Ozomatli	19,000.00
87006	7/21/2019	WGAS Motorsport Entertainment, LLC	68,750.00
87007	7/21/2019	Verizon Wireless	3,387.90
87008	7/24/2019	COR Community Development Corporation	25,000.00
87009	7/24/2019	Isle Entertainment, Inc. FSO Loa Greyson	2,500.00
87010	7/24/2019	Joseph E Benson	500.00
87011	7/24/2019	James Elliott Entertainment	5,000.00
87012	7/24/2019	Plutonian Productions, Inc. f/s/o Styx	100,000.00
87013	7/25/2019	C.O. Jones Inc. f/s/o Brothers Osborne	150,000.00
87014	7/25/2019	Music Zirconia Talent LLC	3,850.00
87015	7/25/2019	Upside-Down & Backwards fso Chase Bryant	23,750.00
87016	7/26/2019	Chicago Live Events, Inc.	237,500.00
87017	7/26/2019	Ramon Rodarte	14,499.91
87018	7/26/2019	Sweet & Tender Hooligans, LLC	7,875.00
87019	7/26/2019	The ACE Agency, Inc.	2,000.00
87020	7/26/2019	Allen West Mesick	525.00
87021	7/26/2019	AT&T	80.10
87022	7/26/2019	AT&T	2.56
87023	7/26/2019	Boyd & Associates, Inc.	2,038.50
87024	7/26/2019	Bureau of Security & Investigative Svcs	40.00
87025	7/26/2019	California Greenhouses, Inc.	16,590.78
87026	7/26/2019	California Fair Services Authority	2,615.25
87027	7/26/2019	California Fair Services Authority	73,622.72
87028	7/26/2019	CCS Orange County Janitorial, Inc.	33,371.09
87029	7/26/2019	Interior Resources, Inc DBA: Commercial	9,920.00
87030	7/26/2019	CR&R Inc.	8,900.03
87031	7/26/2019	CR&A Custom, Inc.	14,383.49
87032	7/26/2019	Dreamer Media, LLC	4,877.03
87033	7/26/2019	Employment Development Department	226.86
87034	7/26/2019	Edward Leon	1,050.00
87035	7/26/2019	Elizabeth Almaraz	41.90
87036	7/26/2019	Enlightened Pictures Inc	1,900.00
87037	7/26/2019	Fire Sprinkler Inspections, Inc.	1,440.00
87038	7/26/2019	Flower Power Concerts, Inc.	821.84
87039	7/26/2019	Hi Fidelity Entertainment, Inc.	12,972.82
87040	7/26/2019	J B Bostick Company, Inc.	23,170.00
87041	7/26/2019	Jeffrey Smith	706.60
87042	7/26/2019	Jerry Liu & Associates	9,526.25
87043	7/26/2019	JFK Transportation	450.00
87044	7/26/2019	KC Landscape Development, Inc.	7,280.00
87045	7/26/2019	Lisa Sexton	16,713.41
87046	7/26/2019	Long Beach Shavings Co.	7,700.00
87047	7/26/2019	Lopez Works, Inc.	77,943.50

**OC Fair & Event Center  
Accounts Payable Checks Summary  
July 2019**

<b>Reference</b>	<b>Date</b>	<b>Vendor Description</b>	<b>Net Pay</b>
87048	7/26/2019	Manhattan Stitching Company, Inc.	47,996.25
87049	7/26/2019	Medical and Safety, Inc.	3,060.00
87050	7/26/2019	Meredith Corporation	7,500.00
87051	7/26/2019	Mission Paving and Sealing, Inc.	33,000.00
87052	7/26/2019	Morley Group, Inc	9,000.00
87053	7/26/2019	Next Level Elevator, Inc.	150.00
87054	7/26/2019	nQativ, LLC	2,487.50
87055	7/26/2019	Orange County Arborists, Inc.	50,575.00
87056	7/26/2019	Orange County Plant Healthcare LLC	1,700.00
87057	7/26/2019	Orange County Sheriff Levying Officer	118.92
87058	7/26/2019	One Touch Solutions, Inc.	269.44
87059	7/26/2019	Peter Harwick	2,080.00
87060	7/26/2019	P.T. I. Sand & Gravel, Inc.	678.52
87061	7/26/2019	Quinn Company dba Quinn Power Systems	1,750.00
87062	7/26/2019	Ricoh Americas Corporation	1,697.51
87063	7/26/2019	Richards & Southern, Inc.	9,945.11
87064	7/26/2019	RK Diversified Entertainment, Inc.	4,900.00
87065	7/26/2019	Sectran Security, Inc.	92.00
87066	7/26/2019	Signature Entertainment fso Why Don't We	49,881.24
87067	7/26/2019	Southern California Edison	7,540.79
87068	7/26/2019	Spectra	503.76
87069	7/26/2019	Sunbelt Rentals, Inc.	4,948.25
87070	7/26/2019	TalentWise, Inc.dba Sterling Talent Solu	9,236.10
87071	7/26/2019	Teresa Bricker	546.00
87072	7/26/2019	Thermal Concepts, Inc.	338.00
87073	7/26/2019	TreeRing Workforce Solutions, Inc.	746.25
87074	7/26/2019	Trojan Painting Professionals	2,250.00
87075	7/26/2019	Tuff Gong Worldwide LLC	15,602.49
87076	7/26/2019	Ungerboeck Systems Inc.	87.50
87077	7/26/2019	Vista Mobility Specialists, Inc.	500.00
87078	7/26/2019	Warner Music Group	10,174.64
87079	7/26/2019	VOID	-
87080	7/26/2019	William Kellogg	600.00
87081	7/26/2019	Williams Scotsman, Inc.	25,974.94
87082	7/26/2019	Action Golf Cart Rentals	2,616.65
87083	7/26/2019	William Kellogg	2,200.00
87084	7/27/2019	Bertam Publishing Co fso Smokey Robinson	164,500.00
87085	7/27/2019	VOID	-
87086	7/27/2019	VOID	-
87087	7/27/2019	Lawrence Isenberg f/s/o Which One's Pink	7,500.00
87088	7/28/2019	Alfredo Morales	2,000.00
87089	7/28/2019	AMP Live Events, LLC	97,439.00
87090	7/28/2019	Darden, LLC	3,500.00
87091	7/28/2019	Electric Rodeo, Inc. f/s/o Midland	69,750.00
87092	7/28/2019	Fredric Geiger f/s/o TTT Brand Country	800.00

**OC Fair & Event Center  
Accounts Payable Checks Summary  
July 2019**

<b>Reference</b>	<b>Date</b>	<b>Vendor Description</b>	<b>Net Pay</b>
87093	7/28/2019	Heavensake, Inc. f/s/o Berlin	20,000.00
87094	7/28/2019	John A. Kraus	2,500.00
87095	7/28/2019	Straight 78	3,000.00
87096	7/28/2019	Via Entertainment Tour fso Dwight Yoakam	102,500.00
87097	7/31/2019	Gang Touring, Inc.	83,235.00
87098	7/31/2019	Evelyn C King DBA T-Best Talent Agency	8,500.00
87099	7/31/2019	Music Zirconia Talent LLC	4,500.00
87100	7/31/2019	Tupua Productions	26,000.00
<b>Total July 2019 AP Checks</b>			<b>4,610,079.32</b>

**OC Fair & Event Center  
Electronic Payments Summary  
July 2019**

<b>Reference No.</b>	<b>Date</b>	<b>Vendor Name</b>	<b>Amount</b>
E6054	7/3/2019	Paypal, Inc.	59.95
E156927291	7/8/2019	CA Public Employees Retirement System	376.89
E15697296	7/8/2019	CA Public Employees Retirement System	742.89
E15697295	7/8/2019	CA Public Employees Retirement System	5,009.54
E15697294	7/8/2019	CA Public Employees Retirement System	24,130.72
E15697293	7/8/2019	CA Public Employees Retirement System	15,751.68
E15697292	7/8/2019	CA Public Employees Retirement System	7,341.89
E15697290	7/8/2019	CA Public Employees Retirement System	234.16
E15663498	7/12/2019	CA Public Employees Retirement System	209,701.84
E15663630	7/17/2019	CA Public Employees Retirement System	249.53
E15663567	7/17/2019	CA Public Employees Retirement System	4,409.20
E201920000941	7/19/2019	Ray Cammack Shows, Inc.	1,200,000.00
E8cd43b4819	7/23/2019	Internal Revenue Service	15,000.00
E201920504066	7/24/2019	Ray Cammack Shows, Inc.	2,000,000.00
E15736792	7/26/2019	CA Public Employees Retirement System	4.70
E15736791	7/26/2019	CA Public Employees Retirement System	704.05
E15734961	7/26/2019	CA Public Employees Retirement System	7,932.61
E201921001023	7/29/2019	Ray Cammack Shows, Inc.	1,400,000.00
E6c34cf5b7b	7/29/2019	US Bank	288,935.52
E3016538	7/31/2019	Board Of Equalization	715.00
<b>ACH Banking Fees / Credit Card Fees / Payroll Tax Transactions</b>			
American Express Credit Card Fees			969.41
Authorize.Net Fees			59.90
Banking Analysis Fee			473.53
Chargebacks			4,086.00
Gateway Services Fees			9,885.65
Global Pay Fees			42.75
Merchant Service Bankcard Fees			13,034.18
Paymentech Credit Card Merchant Fees			70,243.03
Payroll Taxes			389,420.10
Uaccept.com			58.00
<b>Total July 2019 Electronic Payments</b>			<b>5,669,572.72</b>

**OC Fair & Event Center  
Accounts Payable Checks Summary  
August 2019**

Reference	Date	Vendor Description	Net Pay
86649	8/12/2019	VOID	-
86743	8/10/2019	VOID	-
86992	8/27/2019	VOID	-
87066	8/4/2019	VOID	-
87101	8/1/2019	Normaltown, Inc. f/s/o The B-52s	100,597.00
87102	8/1/2019	Robert Elfaizy	7,500.00
87103	8/1/2019	Scott Patterson	2,000.00
87104	8/1/2019	VOID	-
87105	8/1/2019	Scott Patterson	2,000.00
87106	8/2/2019	AAA Oil, Inc. dba California Fuels & Lu	1,742.16
87107	8/2/2019	Ann Amelia Crane	100.00
87108	8/2/2019	Arthur Ramirez	500.00
87109	8/2/2019	AT&T	5,438.86
87110	8/2/2019	AT&T	108.07
87111	8/2/2019	Bee Busters	550.00
87112	8/2/2019	Brennan D Roach	500.00
87113	8/2/2019	Breanna Lynch Photography	500.00
87114	8/2/2019	Carla Merrigan-Ward	500.00
87115	8/2/2019	California Fair Services Authority	7,060.00
87116	8/2/2019	Chargers Football Company, LLC	40,000.00
87117	8/2/2019	Christian Ramirez	400.00
87118	8/2/2019	Christine Rodriguez	200.00
87119	8/2/2019	CCS Orange County Janitorial, Inc.	472.34
87120	8/2/2019	Corey Duarte	100.00
87121	8/2/2019	Courtney C Gordon	500.00
87122	8/2/2019	CR&A Custom, Inc.	5,325.36
87123	8/2/2019	Crom Tidwell Merchandising	18,467.99
87124	8/2/2019	Daniella Malfitano	200.00
87125	8/2/2019	Deidra Holbrook	145.08
87126	8/2/2019	Earbanger Headphones	300.00
87127	8/2/2019	Evalynn J. Alu	400.00
87128	8/2/2019	Farhana Sahibzada	200.00
87129	8/2/2019	Franchise Tax Board	423.14
87130	8/2/2019	VOID	-
87131	8/2/2019	Frederic Rose	300.00
87132	8/2/2019	Pizzazz Unlimited	300.00
87133	8/2/2019	Fuscoe Engineering, Inc.	20,218.25
87134	8/2/2019	Galdino Perez	500.00
87135	8/2/2019	Gordon J Mckenzie	100.00
87136	8/2/2019	Harry Messersmith	300.00
87137	8/2/2019	Haynie & Company, CPAs	18,972.25
87138	8/2/2019	Internal Revenue Service	308.27
87139	8/2/2019	Isabel Barkman	90.50
87140	8/2/2019	Jeff Alu	500.00
87141	8/2/2019	Jonas C Yip	500.00

**OC Fair & Event Center  
Accounts Payable Checks Summary  
August 2019**

<b>Reference</b>	<b>Date</b>	<b>Vendor Description</b>	<b>Net Pay</b>
87142	8/2/2019	Jose Garfias	23.49
87143	8/2/2019	JP's Old West Cinnamon Rolls	300.00
87144	8/2/2019	Karen Uyeda	100.00
87145	8/2/2019	VOID	-
87146	8/2/2019	Katelyn Smith	566.04
87147	8/2/2019	Kathleen M. Williams	200.00
87148	8/2/2019	Kirby Piazza	400.00
87149	8/2/2019	Laura L. Lejuwaan-Jagerman	500.00
87150	8/2/2019	Lauria Watts	100.00
87151	8/2/2019	Live Nation Merchandise, Inc.	12,777.47
87152	8/2/2019	Lynette MacDonald	200.00
87153	8/2/2019	Machado Environmental DBA Air Duct Clean	12,300.00
87154	8/2/2019	Matthew Sisson	100.00
87155	8/2/2019	Mesa Water District	23,544.79
87156	8/2/2019	Miguel Vasconcellos	2,500.00
87157	8/2/2019	Monica Esparza	300.00
87158	8/2/2019	Nancy Buchanan	300.00
87159	8/2/2019	Nancy S Kaye Levin	500.00
87160	8/2/2019	OC Tint Shop	294.00
87161	8/2/2019	OMC Communications	500.00
87162	8/2/2019	Pacific General Cleaning Service	109.00
87163	8/2/2019	Patricia K Rose	100.00
87164	8/2/2019	Quinn Company dba Quinn Power Systems	661.50
87165	8/2/2019	Ralph Montes	200.00
87166	8/2/2019	Randy Shumaker	425.40
87167	8/2/2019	Raul Gonzales	500.00
87168	8/2/2019	Reno's Fish & Chips	600.00
87169	8/2/2019	Richard Espinachio	400.00
87170	8/2/2019	Ricoh Americas Corporation	441.25
87171	8/2/2019	Ricoh Americas Corporation	5,159.28
87172	8/2/2019	RK Diversified Entertainment, Inc.	9,257.87
87173	8/2/2019	Robin T. Repp	500.00
87174	8/2/2019	Ronald Smelt	225.00
87175	8/2/2019	Roxanne Hack	36.70
87176	8/2/2019	RV Nursery Wholesale	1,603.32
87177	8/2/2019	Sara De Leeuw	200.00
87178	8/2/2019	Sarah Vanderpool	57.04
87179	8/2/2019	J. Scott Vernon	1,600.00
87180	8/2/2019	Quijote Corporation dba Sensis	305,002.00
87181	8/2/2019	Southern California Edison	49,000.45
87182	8/2/2019	Sound Media Fusion, LLC	24,240.00
87183	8/2/2019	Spectra	2,182.35
87184	8/2/2019	State Disbursement Unit	690.70
87185	8/2/2019	Stacey Lynn Izabal	100.00
87186	8/2/2019	Sunbelt Rentals, Inc.	7,165.95



**OC Fair & Event Center  
Accounts Payable Checks Summary  
August 2019**

<b>Reference</b>	<b>Date</b>	<b>Vendor Description</b>	<b>Net Pay</b>
87187	8/2/2019	Treasure Electronics.dba Security Detect	3,649.00
87188	8/2/2019	United Rentals (North America), Inc.	7,887.25
87189	8/2/2019	UTP Productions, Inc.	22,810.07
87190	8/2/2019	Victoria A Avina	400.00
87191	8/2/2019	Vicki Schrimmer dba: My Favorite Indulge	100.00
87192	8/2/2019	West Coast Emergency Medical Services	800.00
87193	8/2/2019	Williams Scotsman, Inc.	39,334.55
87194	8/2/2019	Franchise Tax Board	141.80
87195	8/2/2019	Peter Blake	100.00
87196	8/2/2019	Rarin' To Go Trailer Sales, Inc.	3,155.12
87197	8/2/2019	Daija Inc f/s/o Chaka Khan	62,500.00
87198	8/2/2019	Genevieve Prod. f/s/o Michael Mcdonald	62,500.00
87199	8/2/2019	Gretchen Schultz	1,100.00
87200	8/2/2019	Kevin P. Knight f/s/o Damage Inc.	2,000.00
87201	8/2/2019	Karen M Schilter	200.00
87202	8/3/2019	Brandon Quartararo	100.00
87203	8/3/2019	Andrea K. Swanson	149.01
87204	8/3/2019	City of Costa Mesa	465.00
87205	8/3/2019	The Fab Four Corp	33,000.00
87206	8/3/2019	Franchise Tax Board	1,432.66
87207	8/3/2019	Jeffrey Larson	5,800.00
87208	8/4/2019	Average Enterprises LLC	24,367.00
87209	8/4/2019	Daniel Maika Hamamoto	2,000.00
87210	8/4/2019	Firepan Music	3,250.00
87211	8/4/2019	Flying U Rodeo Co., Inc.	129,382.00
87212	8/4/2019	Henry Schmoller	900.00
87213	8/4/2019	Hernandez Productions, Inc.	70,000.00
87214	8/4/2019	Patrick Contreras f/s/o Violin on Fire	5,500.00
87215	8/4/2019	Wimberley Bluegrass Band	2,000.00
87216	8/7/2019	Lindsey Stirling Touring, Inc. f/s/o	93,000.00
87217	8/7/2019	Music Zirconia Talent LLC	6,500.00
87218	8/7/2019	That Was ZZ, Inc. f/s/o ZZ Ward	22,500.00
87219	8/8/2019	Ear Booker Enterprises f/s/o Weird Al	80,000.00
87220	8/8/2019	Ear Booker Enterprises f/s/o Weird Al	2,500.00
87221	8/8/2019	Ear Booker Enterprises f/s/o Weird Al	2,500.00
87222	8/8/2019	Ear Booker Enterprises f/s/o Weird Al	2,500.00
87223	8/8/2019	Pacific Symphony	40,000.00
87224	8/8/2019	Ear Booker Enterprises f/s/o Weird Al	1,895.00
87225	8/9/2019	David Brighton	5,000.00
87226	8/9/2019	Destroyers, Inc. f/s/o George Thorogood	75,000.00
87227	8/9/2019	Fish-Net Productions DBA Walter Trout	7,440.00
87228	8/9/2019	3G Productions, Inc.	62,000.00
87229	8/9/2019	CWF, Inc. dba A1 Event & Party Rental	201,982.37
87230	8/9/2019	Action Golf Cart Rentals	370.10
87231	8/9/2019	Association of State CA Supervisors	72.00

**OC Fair & Event Center  
Accounts Payable Checks Summary  
August 2019**

<b>Reference</b>	<b>Date</b>	<b>Vendor Description</b>	<b>Net Pay</b>
87232	8/9/2019	Amanda Crawford	100.00
87233	8/9/2019	American Vintage Designs	1,931.75
87234	8/9/2019	VOID	-
87235	8/9/2019	Appliance Warehouse of America, Inc.	1,243.31
87236	8/9/2019	Aquatic Service, Inc.	485.00
87237	8/9/2019	Arthur Ramirez	100.00
87238	8/9/2019	Artistic Upholstery	1,160.00
87239	8/9/2019	Balance Industrial Scale, Inc.	590.70
87240	8/9/2019	BMC Industrial Sales, Inc. DBA BMC Consu	4,907.32
87241	8/9/2019	BullsEye Merchandising	497.83
87242	8/9/2019	California Rare Fruit Growers	630.00
87243	8/9/2019	California Technology Agency	871.69
87244	8/9/2019	California Fairs Financing Authority	636,454.24
87245	8/9/2019	California Fair Services Authority	189.00
87246	8/9/2019	Chef Ray Presents	5,086.80
87247	8/9/2019	Moor+South/Pier Mngmt Co., LP (Tandem)	14,411.50
87248	8/9/2019	CR&A Custom, Inc.	38,555.12
87249	8/9/2019	Daija Inc f/s/o Chaka Khan	4,470.55
87250	8/9/2019	Daniella Malfitano	3,300.00
87251	8/9/2019	Department of Human Resources Cal HR	465.00
87252	8/9/2019	Detroit Historical Society	3,062.02
87253	8/9/2019	Efrain Valenzuela	1,900.00
87254	8/9/2019	Executive Event Services LLC	155,302.50
87255	8/9/2019	The Fab Four Corp	1,453.52
87256	8/9/2019	Fair Media Solutions, LLC	1,747.50
87257	8/9/2019	Family A Fair	300.00
87258	8/9/2019	Franchise Tax Board	162.95
87259	8/9/2019	Fusco Engineering, Inc.	1,711.25
87260	8/9/2019	Gang Touring, Inc.	4,169.00
87261	8/9/2019	Genevieve Prod. f/s/o Michael Mcdonald	706.38
87262	8/9/2019	Great American Entertainment Co.	46,000.00
87263	8/9/2019	Greg Rubin DBA CA's Own Native Landscape	414.60
87264	8/9/2019	Happy Belly Vending	11,830.47
87265	8/9/2019	Heavensake, Inc. f/s/o Berlin	252.73
87266	8/9/2019	IATSE Local 504	973.84
87267	8/9/2019	IUOE, Craft/Maint. Division	1,347.50
87268	8/9/2019	Kaiser Permanente	52,137.49
87269	8/9/2019	Kruse Feed & Supply	112.52
87270	8/9/2019	La Habra High School	1,600.00
87271	8/9/2019	Lisa Sexton	7,713.41
87272	8/9/2019	Lloyd's Layouts	950.00
87273	8/9/2019	Lopez Works, Inc.	29,114.50
87274	8/9/2019	Mason Partak C/O Kathy Partak	300.00
87275	8/9/2019	Martha Spalding	7.00
87276	8/9/2019	Marie Torres	180.84

**OC Fair & Event Center  
Accounts Payable Checks Summary  
August 2019**

<b>Reference</b>	<b>Date</b>	<b>Vendor Description</b>	<b>Net Pay</b>
87277	8/9/2019	Maya Puterbaugh	16.24
87278	8/9/2019	Merch Traffic	18,074.00
87279	8/9/2019	Michael Goulding DBA Mike Goulding Photo	425.00
87280	8/9/2019	Michele Jackson	100.00
87281	8/9/2019	Neal Shelton Entertainment	2,500.00
87282	8/9/2019	Newport Harbor Locksmith	89.59
87283	8/9/2019	Orange County Custom Vinyl Graphics	795.00
87284	8/9/2019	Orange Coast Petroleum Equipment, Inc.	608.40
87285	8/9/2019	One Touch Solutions, Inc.	1,194.89
87286	8/9/2019	Park Hill Collections, LLC	1,027.00
87287	8/9/2019	Pasco Doors	1,376.60
87288	8/9/2019	VOID	-
87289	8/9/2019	Pyro Engineering, Inc.	28,249.00
87290	8/9/2019	Real One Marketing	1,500.00
87291	8/9/2019	RK Diversified Entertainment, Inc.	12,036.66
87292	8/9/2019	Ruby Lau	352.46
87293	8/9/2019	RV Nursery Wholesale	1,150.77
87294	8/9/2019	SDS Event Productions	4,500.00
87295	8/9/2019	SEIU Local 1000 CA State Employees Asso.	2,514.58
87296	8/9/2019	Sound Media Fusion, LLC	18,240.00
87297	8/9/2019	Spectra	199.12
87298	8/9/2019	Statewide Seating & Grandstands, Inc.	2,600.00
87299	8/9/2019	Steven D. Miller	2,300.00
87300	8/9/2019	Sunbelt Rentals, Inc.	5,768.20
87301	8/9/2019	Swagline, Inc.	14,265.32
87302	8/9/2019	The Gas Company	983.75
87303	8/9/2019	University College and Extension Service	572.00
87304	8/9/2019	UTP Productions, Inc.	43,370.98
87305	8/9/2019	Warner Music Group	49,881.24
87306	8/9/2019	Westminster High School/FFA	1,400.00
87307	8/9/2019	West Coast Emergency Medical Services	5,932.00
87308	8/9/2019	West-Lite Supply Co., Inc.	145.46
87309	8/9/2019	Williams Scotsman, Inc.	19,248.02
87310	8/10/2019	Andrew Scott Cienega f/s/o Faux Fighters	1,250.00
87311	8/10/2019	Behind the Sun Touring LLC f/s/o Live	86,550.00
87312	8/10/2019	Bush, Inc.	92,500.00
87313	8/10/2019	James Robert Scarlett f/s/o Green Today	1,500.00
87314	8/10/2019	Our Lady Peace Touring, Inc.	14,562.00
87315	8/11/2019	All-Alaskan Racing Pigs, LLC	37,600.00
87316	8/11/2019	Beckley and Bunnell LLC f/s/o America	50,300.00
87317	8/11/2019	Big Sandy and His Fly Rite Boys	3,500.00
87318	8/11/2019	Daniel Krikorian	2,000.00
87319	8/11/2019	David M. L. Rosales	2,500.00
87320	8/11/2019	Diego Barquinero	7,000.00
87321	8/11/2019	Dragon Knights, Inc.	58,175.00

**OC Fair & Event Center  
Accounts Payable Checks Summary  
August 2019**

Reference	Date	Vendor Description	Net Pay
87322	8/11/2019	Foy Bruce Stanfield Jr f/s/o Keefer	700.00
87323	8/11/2019	The Magic of Frank Thurston	18,200.00
87324	8/11/2019	Fuel Touring Group, LLC	12,000.00
87325	8/11/2019	Fusion Talent Group	17,437.50
87326	8/11/2019	Karen Barnard "Katie the Clown"	10,695.00
87327	8/11/2019	Love Hertel	322.17
87328	8/11/2019	Mark Yuzuik	24,645.00
87329	8/11/2019	Mike Barnard "Tadpole the Clown"	10,695.00
87330	8/11/2019	Phillip Shane Norton	4,185.00
87331	8/11/2019	Ramon Rodarte	15,818.09
87332	8/11/2019	Robert Smith Presents, LLC	19,785.75
87333	8/11/2019	Rusty Young, dba Poco	12,090.00
87334	8/11/2019	Simonsen Sounds, Inc.	20,000.00
87335	8/11/2019	Stephen Smedley	22,000.00
87336	8/11/2019	Sunnyside Promotions	114,750.00
87337	8/11/2019	Thomas L Yearsley f/s/o The Paladins	4,000.00
87338	8/11/2019	Tupua Productions	20,000.00
87339	8/14/2019	Stache Inc., dba The M & M Group	210,000.00
87340	8/14/2019	VOID	-
87341	8/15/2019	The Black Moods Masterpiece, LLC	930.00
87342	8/15/2019	Double L Touring LLC fso Collective Soul	72,912.00
87343	8/15/2019	GB TOURING f/s/o GIN BLOSSOMS	45,600.00
87344	8/15/2019	AHERN RENTALS, INC.	7,434.79
87345	8/15/2019	Allen West Mesick	4,000.00
87346	8/15/2019	Anker Trucking, Inc.	2,335.00
87347	8/15/2019	AT&T	1,913.80
87348	8/15/2019	AT&T	108.07
87349	8/15/2019	Beckley and Bunnell LLC f/s/o America	6,757.97
87350	8/15/2019	Bee Busters	625.00
87351	8/15/2019	Big Show Graphics	9,043.75
87352	8/15/2019	Brian Danker	375.00
87353	8/15/2019	Burke,Williams & Sorensono, LLP	600.00
87354	8/15/2019	California Panther Security	3,859.56
87355	8/15/2019	California Fair Services Authority	145.00
87356	8/15/2019	Chuckwagon Concessions	1,932.50
87357	8/15/2019	Chuckwagon Concessions	4,747.20
87358	8/15/2019	Citi Bank	771.73
87359	8/15/2019	Citi Bank	110.00
87360	8/15/2019	Colin Burns	17.44
87361	8/15/2019	CCS Orange County Janitorial, Inc.	115.44
87362	8/15/2019	Corona Cattle, Inc.	6,960.00
87363	8/15/2019	Moor+South/Pier Mngmt Co., LP (Tandem)	56,931.27
87364	8/15/2019	CR&A Custom, Inc.	2,802.61
87365	8/15/2019	Cummins-Allison Corp	7,836.11
87366	8/15/2019	Destroyers, Inc. f/s/o George Thorogood	11,901.69

**OC Fair & Event Center  
Accounts Payable Checks Summary  
August 2019**

<b>Reference</b>	<b>Date</b>	<b>Vendor Description</b>	<b>Net Pay</b>
87367	8/15/2019	Ear Booker Enterprises f/s/o Weird Al	25,421.90
87368	8/15/2019	Employment Development Department	504.30
87369	8/15/2019	Employment Development Department	28,774.00
87370	8/15/2019	Elaine Kumamoto	86.78
87371	8/15/2019	Enlightened Pictures Inc	1,400.00
87372	8/15/2019	Ronald Reekers	150.00
87373	8/15/2019	Florida State Disbursement Unit	130.62
87374	8/15/2019	Franchise Tax Board	213.49
87375	8/15/2019	Franchise Tax Board	1,333.02
87376	8/15/2019	Friesian Horse Club of Southern Californ	1,000.00
87377	8/15/2019	Gail S. Call	50.00
87378	8/15/2019	Golden West Game Breeders & Bird Club	800.00
87379	8/15/2019	Gregory A. Rager	375.00
87380	8/15/2019	Gudrun Kimmel	300.00
87381	8/15/2019	Haaker Equipment Company	936.81
87382	8/15/2019	Heather Westenhofer	500.00
87383	8/15/2019	Internal Revenue Service	364.79
87384	8/15/2019	JFK Transportation	9,968.75
87385	8/15/2019	Joe A. Gonsalves & Son	5,000.00
87386	8/15/2019	Joseph D. Ott	375.00
87387	8/15/2019	Lindsey Stirling Touring, Inc. f/s/o	8,679.45
87388	8/15/2019	Long Beach Shavings Co.	7,700.00
87389	8/15/2019	Lopez Works, Inc.	28,801.25
87390	8/15/2019	Lori Lou Pullman	375.00
87391	8/15/2019	Manhead/Go Merch, LLC	27,059.43
87392	8/15/2019	Manhattan Stitching Company, Inc.	226.28
87393	8/15/2019	Marilyn Drageset	750.00
87394	8/15/2019	Marie L Gregory	200.00
87395	8/15/2019	Miriam Somoano	240.00
87396	8/15/2019	Miyako Arao	150.00
87397	8/15/2019	Mt. San Antonio Community College Dist	4,500.00
87398	8/15/2019	Gravity Technologies Inc.	547.00
87399	8/15/2019	Oasis Camel Dairy LLC	6,000.00
87400	8/15/2019	Oasis Camel Dairy LLC	14,999.00
87401	8/15/2019	Orange County Fire Protection	1,155.60
87402	8/15/2019	Orange County Sheriff Levying Officer	145.36
87403	8/15/2019	CA Public Employees Retirement System	3,191.12
87404	8/15/2019	CA Public Employees Retirement System	500.00
87405	8/15/2019	RK Diversified Entertainment, Inc.	6,900.00
87406	8/15/2019	Robert John Papp	300.00
87407	8/15/2019	Robin Pokorski	240.00
87408	8/15/2019	RV Nursery Wholesale	228.43
87409	8/15/2019	Southern California Edison	6,704.52
87410	8/15/2019	Sonora FFA	1,700.00
87411	8/15/2019	Sound Media Fusion, LLC	20,160.00

**OC Fair & Event Center  
Accounts Payable Checks Summary  
August 2019**

Reference	Date	Vendor Description	Net Pay
87412	8/15/2019	Spectra	5,397.15
87413	8/15/2019	SPK Technologies LLC	4,800.00
87414	8/15/2019	State Disbursement Unit	402.70
87415	8/15/2019	Sunbelt Rentals, Inc.	28,500.60
87416	8/15/2019	Thermal Concepts, Inc.	1,700.55
87417	8/15/2019	Theresa Vargas (Urban Chickens)	1,200.00
87418	8/15/2019	That Was ZZ, Inc. f/s/o ZZ Ward	566.59
87419	8/15/2019	UTP Productions, Inc.	87,991.28
87420	8/15/2019	Valenza Chocolatier Inc.	100.00
87421	8/15/2019	West Coast Emergency Medical Services	7,472.00
87422	8/15/2019	West Coast Aerial Photography, Inc.	2,500.00
87423	8/15/2019	Xerox Corporation	606.80
87424	8/15/2019	Yvonne Marie Andrew	300.00
87425	8/16/2019	Jonathan Garcia	30.00
87426	8/16/2019	American Authors Touring, Inc.	11,625.00
87427	8/16/2019	TRIPLE O PROD. INC. f/s/o JACKSON BROWNE	225,000.00
87428	8/16/2019	Rozzi Crane Touring c/o Gelfand Rennert	500.00
87429	8/16/2019	Planet OAR, Inc. f/s/o OAR	85,560.00
87430	8/16/2019	VOID	-
87431	8/16/2019	VOID	-
87432	8/16/2019	VOID	-
87433	8/16/2019	VOID	-
87434	8/22/2019	Stache Inc., dba The M & M Group	135,000.00
87435	8/22/2019	CWF, Inc. dba A1 Event & Party Rental	65.00
87436	8/22/2019	Advanced Web Offset Inc.	37,623.07
87437	8/22/2019	Amlon Industries, Inc.	3,808.96
87438	8/22/2019	Andra Broekelschen	950.00
87439	8/22/2019	Appliance Warehouse of America, Inc.	2,689.80
87440	8/22/2019	AT&T	84.24
87441	8/22/2019	Barry Daniel	150.00
87442	8/22/2019	Bar None Group,dba Pacific Coast Enterta	1,508.50
87443	8/22/2019	Bee Busters	600.00
87444	8/22/2019	Blue & White Conc	211.30
87445	8/22/2019	Carol Singleton	39.09
87446	8/22/2019	California Fair Services Authority	113,941.94
87447	8/22/2019	Chuckwagon Concessions	16,688.70
87448	8/22/2019	Costa Mesa Chamber Of Commerce	3,000.00
87449	8/22/2019	CCS Orange County Janitorial, Inc.	9,363.99
87450	8/22/2019	Moor+South/Pier Mngmt Co., LP (Tandem)	85,775.26
87451	8/22/2019	DeltaCare USA	629.12
87452	8/22/2019	Delta Dental Plan Of California	5,959.71
87453	8/22/2019	Event Food Services	103.25
87454	8/22/2019	Executive Event Services LLC	106,266.00
87455	8/22/2019	Global Merchandising Services	8,794.95
87456	8/22/2019	Gold Mark Concessions	43.64

**OC Fair & Event Center  
Accounts Payable Checks Summary  
August 2019**

<b>Reference</b>	<b>Date</b>	<b>Vendor Description</b>	<b>Net Pay</b>
87457	8/22/2019	Grand Natural Inc.	1,350.00
87458	8/22/2019	Hahn & Bowersock, Inc.	1,813.00
87459	8/22/2019	Hi-Way Safety Rental, Inc.	15,970.00
87460	8/22/2019	Internal Revenue Service	324.86
87461	8/22/2019	Jake Nelson	7.00
87462	8/22/2019	J B Bostick Company, Inc.	9,500.00
87463	8/22/2019	JFK Transportation	1,267.50
87464	8/22/2019	KC Landscape Development, Inc.	4,960.00
87465	8/22/2019	Khavarian Enterprises, Inc. dba Vision C	3,500.00
87466	8/22/2019	Kimberley Miller	834.29
87467	8/22/2019	Leland Paxton	48.93
87468	8/22/2019	Lisa Sexton	7,713.41
87469	8/22/2019	Lopez Works, Inc.	317,495.00
87470	8/22/2019	Marcelina A Bernal-Alba	19.94
87471	8/22/2019	Moore Fence Co.	2,985.35
87472	8/22/2019	Nick Buffa	215.39
87473	8/22/2019	Orange County Treasurer-Tax Collector	208.95
87474	8/22/2019	Orange County Custom Vinyl Graphics	452.55
87475	8/22/2019	OC Fair & Event Center	3,475.00
87476	8/22/2019	On Trend Apparel, Inc.	2,417.79
87477	8/22/2019	Pacific General Cleaning Service	627.00
87478	8/22/2019	Paul Schaner	280.00
87479	8/22/2019	Power Security Group Inc	23,824.00
87480	8/22/2019	Pyro Engineering, Inc.	21,730.00
87481	8/22/2019	Ray Cammack Shows, Inc.	67,419.96
87482	8/22/2019	RK Diversified Entertainment, Inc.	6,270.67
87483	8/22/2019	Robert John Papp	60.00
87484	8/22/2019	Robin T. Repp	50.00
87485	8/22/2019	SDM Concessions	27.54
87486	8/22/2019	Sectran Security, Inc.	10,400.00
87487	8/22/2019	Sony Music Holdings, Inc.	10,136.32
87488	8/22/2019	Sound Media Fusion, LLC	23,280.00
87489	8/22/2019	Spectra	210.46
87490	8/22/2019	Specialized Surfaces	2,850.00
87491	8/22/2019	Spinitar aka Presentation Products	3,982.39
87492	8/22/2019	Statewide Seating & Grandstands, Inc.	17,130.00
87493	8/22/2019	Sunbelt Rentals, Inc.	17,813.77
87494	8/22/2019	Superior Awning, Inc.	3,792.60
87495	8/22/2019	TalentWise, Inc. dba Sterling Talent Solu	2,728.50
87496	8/22/2019	Terri's Berries, Inc.	107.63
87497	8/22/2019	Thermal Concepts, Inc.	8,500.23
87498	8/22/2019	Tony's Concessions	373.37
87499	8/22/2019	Trench Shoring Company	516.60
87500	8/22/2019	TreeRing Workforce Solutions, Inc.	2,281.25
87501	8/22/2019	United Rentals (North America), Inc.	5,098.75

**OC Fair & Event Center  
Accounts Payable Checks Summary  
August 2019**

<b>Reference</b>	<b>Date</b>	<b>Vendor Description</b>	<b>Net Pay</b>
87502	8/22/2019	UTP Productions, Inc.	33,893.29
87503	8/22/2019	West Coast Emergency Medical Services	7,368.00
87504	8/22/2019	West-Lite Supply Co., Inc.	1,379.76
87505	8/22/2019	Williams Scotsman, Inc.	1,170.25
87506	8/22/2019	World Division	1,542.24
87507	8/29/2019	AT&T	268.20
87508	8/29/2019	Bar None Group,dba Pacific Coast Enterta	1,283.05
87509	8/29/2019	Ben Franklin Press	3,864.26
87510	8/29/2019	Brew Ha Ha Productions, LLC	98,150.44
87511	8/29/2019	Brook Furniture Rental, Inc.	4,876.92
87512	8/29/2019	California Fair Services Authority	1,026.00
87513	8/29/2019	City of Costa Mesa	175.00
87514	8/29/2019	CR&R Inc.	27,186.88
87515	8/29/2019	CR&A Custom, Inc.	12,419.34
87516	8/29/2019	Culinary Lab, Inc.	10,904.08
87517	8/29/2019	Employment Development Department	859.86
87518	8/29/2019	Evy Young	32.58
87519	8/29/2019	Executive Event Services LLC	106,266.00
87520	8/29/2019	Franchise Tax Board	32.46
87521	8/29/2019	Franchise Tax Board	186.52
87522	8/29/2019	Hahn & Bowersock, Inc.	624.00
87523	8/29/2019	Hi-Way Safety Rental, Inc.	1,120.00
87524	8/29/2019	LAZ Parking California, LLC	356,416.50
87525	8/29/2019	Lisa Sexton	15,000.00
87526	8/29/2019	Lopez Works, Inc.	28,341.50
87527	8/29/2019	Mesa Water District	45,058.73
87528	8/29/2019	Michael P. Rafferty	300.00
87529	8/29/2019	Mobile Modular Portable Storage	17,120.03
87530	8/29/2019	Orange County Health Care Agency	122.00
87531	8/29/2019	Orange County Sheriff Levying Officer	72.15
87532	8/29/2019	Pacific General Cleaning Service	315.00
87533	8/29/2019	Patriot Paving, Inc.	9,900.00
87534	8/29/2019	PRG (California), Inc. (Production Resou	294,520.52
87535	8/29/2019	Ricoh Americas Corporation	2,054.49
87536	8/29/2019	Ricoh Americas Corporation	1,697.51
87537	8/29/2019	RK Diversified Entertainment, Inc.	190,371.39
87538	8/29/2019	Southern California Dairy Equipment	505.20
87539	8/29/2019	Southern California Edison	93,720.57
87540	8/29/2019	Sound Media Fusion, LLC	19,920.00
87541	8/29/2019	Spectra	977.84
87542	8/29/2019	State Disbursement Unit	138.29
87543	8/29/2019	Sunbelt Rentals, Inc.	2,400.24
87544	8/29/2019	Superior Awning, Inc.	3,792.60
87545	8/29/2019	Thermal Concepts, Inc.	838.00
87546	8/29/2019	Trademark Hoist, Inc.	1,786.18



**OC Fair & Event Center  
Accounts Payable Checks Summary  
August 2019**

<b>Reference</b>	<b>Date</b>	<b>Vendor Description</b>	<b>Net Pay</b>
87547	8/29/2019	United Rentals (North America), Inc.	7,523.70
87548	8/29/2019	UTP Productions, Inc.	59,870.98
87549	8/29/2019	Verizon Wireless	2,965.07
87550	8/29/2019	West Coast Emergency Medical Services	7,500.00
<b>Total August 2019 AP Checks</b>			<b>7,517,002.06</b>

**OC Fair & Event Center  
Electronic Payments Summary  
August 2019**

<b>Reference No.</b>	<b>Date</b>	<b>Vendor Name</b>	<b>Amount</b>
E201921301311	8/1/2019	Ray Cammack Shows, Inc.	2,000,000.00
E1766	8/5/2019	Paypal, Inc.	59.95
E15742001	8/6/2019	CA Public Employees Retirement System	281.37
E15742002	8/6/2019	CA Public Employees Retirement System	376.89
E15742003	8/6/2019	CA Public Employees Retirement System	7,341.89
E15742004	8/6/2019	CA Public Employees Retirement System	14,471.84
E15742005	8/6/2019	CA Public Employees Retirement System	24,130.72
E15742006	8/6/2019	CA Public Employees Retirement System	5,009.54
E15742007	8/6/2019	CA Public Employees Retirement System	742.89
E201921900888	8/7/2019	Ray Cammack Shows, Inc.	1,500,000.00
E49354582	8/12/2019	Pitney Bowes	3,000.00
E201922803030	8/16/2019	Ray Cammack Shows, Inc.	3,000,000.00
E15734750	8/19/2019	CA Public Employees Retirement System	228,554.10
E15736793	8/19/2019	CA Public Employees Retirement System	19,945.50
E15739454	8/19/2019	CA Public Employees Retirement System	1,161.45
Ec1d427d9e6	8/30/2019	US Bank	250,052.33
<b>ACH Banking Fees / Credit Card Fees / Payroll Tax Transactions</b>			
American Express Credit Card Fees			2,952.51
Authorize.Net Fees			59.90
Banking Analysis Fee			12,443.66
Chargebacks			10,634.50
Gateway Services Fees			18,693.00
Global Pay Fees			42.75
Merchant Service Bankcard Fees			117,430.52
Paymentech Credit Card Merchant Fees			53,117.55
Payroll Taxes			405,185.64
Uaccept.com			58.00
<b>Total August 2019 Electronic Payments</b>			<b>7,675,746.50</b>

**OC Fair & Event Center**  
**Junior Livestock Auction Checks Summary**  
**August 2019**

Check No.	Date	Vendor Name	Amount
12706	8/14/2019	Abby Dodds	671.75
12707	8/14/2019	Abe Basset	558.00
12708	8/14/2019	Abigail Werner	523.00
12709	8/14/2019	Aden Cota	721.00
12710	8/14/2019	Adeena Flores	590.50
12711	8/14/2019	Aimee Marquez	4,255.00
12712	8/14/2019	Alan Flores	4,189.00
12713	8/14/2019	Alexandra Arroyo	3,785.50
12714	8/14/2019	Alexandria Davidson	585.00
12715	8/14/2019	Alfredo Arroyo	587.00
12716	8/14/2019	Alianah Bess	534.00
12717	8/14/2019	Alicia Jackson	888.00
12718	8/14/2019	Alexander Morales	586.00
12719	8/14/2019	Alyssa Garcia	673.00
12720	8/14/2019	Alyssa Morgan	1,003.00
12721	8/14/2019	Alyssa Zolman	1,043.00
12722	8/14/2019	Amanda Gomez	541.25
12723	8/14/2019	Amaris Vallez	625.00
12724	8/14/2019	Ana Contreras	521.00
12725	8/14/2019	VOID	-
12726	8/14/2019	Andrew Fernandez	586.00
12727	8/14/2019	Andrew Kuhns	273.00
12728	8/14/2019	Andrew Severance	593.00
12729	8/14/2019	Angelina Bolin	589.00
12730	8/14/2019	Anna Grulikowski	1,744.00
12731	8/14/2019	Annie Howie	522.50
12732	8/14/2019	Anthony Gomez	593.00
12733	8/14/2019	Anthony Granados	1,076.75
12734	8/14/2019	Ariana Castellon	532.00
12735	8/14/2019	Ariel Martinez	585.00
12736	8/14/2019	Ariela Palomares	524.50
12737	8/14/2019	Ashleigh Mayne	802.00
12738	8/14/2019	Ashlee Salguero	2,813.00
12739	8/14/2019	Aubrey Liebert	529.00
12740	8/14/2019	Aubrey Mills	1,013.25
12741	8/14/2019	Audrey Hill	998.00
12742	8/14/2019	Audrey Mullins	2,281.00
12743	8/14/2019	Austin Fung	585.50
12744	8/14/2019	Aveline Horn	824.25
12745	8/14/2019	Axel Campos	549.00
12746	8/14/2019	Azareya Torcivia	1,218.00
12747	8/14/2019	VOID	-
12748	8/14/2019	Benjamin Sanchez	587.00
12749	8/14/2019	Ben Tristan	593.00
12750	8/14/2019	Bobbi Rach And Diane Seibert Scholarship	605.25
12751	8/14/2019	Brandon Morgan	1,074.00
12752	8/14/2019	Brenda Angel	588.00
12753	8/14/2019	Brenda Hernandez	525.00
12754	8/14/2019	Bree Kenney	853.00

**OC Fair & Event Center**  
**Junior Livestock Auction Checks Summary**  
**August 2019**

<b>Check No.</b>	<b>Date</b>	<b>Vendor Name</b>	<b>Amount</b>
12755	8/14/2019	Brent Shelton	173.00
12756	8/14/2019	Brielle Denbo	585.50
12757	8/14/2019	Brianna Kansaku	763.00
12758	8/14/2019	Bridget Pineda	521.00
12759	8/14/2019	Brooklyn Bertuccini	535.00
12760	8/14/2019	Bryana Arce	698.00
12761	8/14/2019	Brynn Denbo	522.50
12762	8/14/2019	Bryson Sara	353.00
12763	8/14/2019	Calista Napier	1,013.00
12764	8/14/2019	Cameron Rosenfeld	777.25
12765	8/14/2019	VOID	-
12766	8/14/2019	Carley Busch	173.00
12767	8/14/2019	Caroline Kim	173.00
12768	8/14/2019	Carley Schrandt	598.00
12769	8/14/2019	Casey Gillam	537.00
12770	8/14/2019	Catherine Dickinson	724.00
12771	8/14/2019	Cecilia Smith	1,064.00
12772	8/14/2019	Cedric Van Landeghem	979.00
12773	8/14/2019	Centennial Farm Foundation	1,038.75
12774	8/14/2019	Christina Alvarez	523.00
12775	8/14/2019	Christopher Deita	586.00
12776	8/14/2019	Cindy Blanco	840.00
12777	8/14/2019	Cindy Guzman	585.00
12778	8/14/2019	Claudia Dubon	535.50
12779	8/14/2019	Claire Valencia	973.00
12780	8/14/2019	Cody Hughes	639.50
12781	8/14/2019	Cuauhtemoc Luna	684.25
12782	8/14/2019	Daniel Carbajal	523.00
12783	8/14/2019	Dalton Mullins	2,518.00
12784	8/14/2019	Dana Baroldi	704.25
12785	8/14/2019	Daniel Best	3,788.26
12786	8/14/2019	Danielle Anderson	858.00
12787	8/14/2019	Daniel Nunez	678.75
12788	8/14/2019	Daniel Zarate	533.00
12789	8/14/2019	Dariana Gaspar	3,786.00
12790	8/14/2019	David Baez	611.50
12791	8/14/2019	David Oliva	591.75
12792	8/14/2019	David Sanchez	1,093.00
12793	8/14/2019	Delaney Dufek	800.50
12794	8/14/2019	Derek Owens	3,987.00
12795	8/14/2019	Dianna Gullo	533.00
12796	8/14/2019	Diego Delgadillo	915.00
12797	8/14/2019	VOID	-
12798	8/14/2019	Edith De La Cruz	532.00
12799	8/14/2019	Erika Cervantes	523.00
12800	8/14/2019	Erika Lorenzana	820.50
12801	8/14/2019	Erika Reyes	173.00
12802	8/14/2019	Estela Eufrazio	588.00
12803	8/14/2019	Ethan Gullo	533.75

**OC Fair & Event Center**  
**Junior Livestock Auction Checks Summary**  
**August 2019**

<b>Check No.</b>	<b>Date</b>	<b>Vendor Name</b>	<b>Amount</b>
12804	8/14/2019	Faith Cowan	534.00
12805	8/14/2019	Gavin Santibanez	603.00
12806	8/14/2019	Grace Bates	534.00
12807	8/14/2019	Gracie Hernandez	283.00
12808	8/14/2019	Hailey Barton-Tidmore	586.00
12809	8/14/2019	Hailey Walker	743.00
12810	8/14/2019	Halli Brainard	974.00
12811	8/14/2019	Haley Johnson	610.00
12812	8/14/2019	Hailey Martinez	559.50
12813	8/14/2019	Hannah Weaver	1,725.00
12814	8/14/2019	Haylee Churchwell	525.50
12815	8/14/2019	Heather La Tourette	747.25
12816	8/14/2019	Hector Estrada	523.00
12817	8/14/2019	Helena Coats	736.00
12818	8/14/2019	Hery Ponce	603.00
12819	8/14/2019	Hunter Grimm	523.00
12820	8/14/2019	Ian Mora	592.75
12821	8/14/2019	Isabella Arce	784.00
12822	8/14/2019	Isabel Arroyo	3,791.25
12823	8/14/2019	Isabella Carr	5,281.00
12824	8/14/2019	VOID	-
12825	8/14/2019	Ivan Hernandez	593.00
12826	8/14/2019	Ivette Morales	698.50
12827	8/14/2019	Jacqueline Panossian	558.00
12828	8/14/2019	Jade Carson	4,449.00
12829	8/14/2019	Jada Joseph	808.00
12830	8/14/2019	Jaden Morgan	5,262.00
12831	8/14/2019	Jakob Van Diest	1,167.00
12832	8/14/2019	Jasmine Hernandez	679.00
12833	8/14/2019	Jasmine Ibarra	652.50
12834	8/14/2019	Jassar Sorto	1,550.00
12835	8/14/2019	Jayden Martinez	592.25
12836	8/14/2019	VOID	-
12837	8/14/2019	Jazmin Romero	883.00
12838	8/14/2019	Jazmine Torres	533.00
12839	8/14/2019	Jennifer Camarena	724.00
12840	8/14/2019	Jennifer Jardon	685.50
12841	8/14/2019	Jennovia Vasquez	523.00
12842	8/14/2019	Jeramiee Saavedra	585.00
12843	8/14/2019	Jessica Calhoun	4,706.75
12844	8/14/2019	Jesse Reyes	703.00
12845	8/14/2019	Jim Bailey	805.30
12846	8/14/2019	Joe Carlucci	323.00
12847	8/14/2019	Joel Nieto	883.00
12848	8/14/2019	Johnny Bui	585.50
12849	8/14/2019	Jonah Buonaugurio	669.25
12850	8/14/2019	Jon Rivas	644.00
12851	8/14/2019	Jordan Wiggs	777.50
12852	8/14/2019	Joseph Kim	588.00

**OC Fair & Event Center**  
**Junior Livestock Auction Checks Summary**  
**August 2019**

<b>Check No.</b>	<b>Date</b>	<b>Vendor Name</b>	<b>Amount</b>
12853	8/14/2019	Joseph Pacheco	1,055.50
12854	8/14/2019	Jose Reyes	587.00
12855	8/14/2019	Joshua Saavedra	596.25
12856	8/14/2019	Julieanna Cowan	560.00
12857	8/14/2019	Julissa Espinoza	859.50
12858	8/14/2019	VOID	-
12859	8/14/2019	Julianna Genera	173.00
12860	8/14/2019	Juliet Ramirez	583.00
12861	8/14/2019	Julianne Santos	636.00
12862	8/14/2019	Justin Loague	587.00
12863	8/14/2019	Kade Mendoza	588.00
12864	8/14/2019	Kaila Gonzalez	532.00
12865	8/14/2019	Kaitlyn Kavanagh	1,286.50
12866	8/14/2019	Kasie Rushing	4,668.00
12867	8/14/2019	Katelyn Black	4,074.00
12868	8/14/2019	Katerina Gomez	743.00
12869	8/14/2019	Kat Randall	1,175.00
12870	8/14/2019	Kaylee Ayers	5,212.00
12871	8/14/2019	Kayleigh Boelts	988.00
12872	8/14/2019	Kayla McCuen	900.50
12873	8/14/2019	Kaylee Parker	534.00
12874	8/14/2019	Kaylie Winston	988.00
12875	8/14/2019	Kelly Cotledge	581.00
12876	8/14/2019	Kelly Lopez	588.00
12877	8/14/2019	Kendra Dane	965.50
12878	8/14/2019	Kryslin James	524.00
12879	8/14/2019	Kylah Zarate	1,039.00
12880	8/14/2019	Kyrenza Wilbanks	624.26
12881	8/14/2019	Lalani Pacheco	1,023.00
12882	8/14/2019	Leala Jung	524.00
12883	8/14/2019	Lexi Barnett	1,101.00
12884	8/14/2019	Liana Stephenson	4,560.50
12885	8/14/2019	Lilly Montes	977.75
12886	8/14/2019	Lindsea Britton	844.00
12887	8/14/2019	Liyuwa Du	525.00
12888	8/14/2019	Lizeth Cortez	173.00
12889	8/14/2019	Logan Sara	790.00
12890	8/14/2019	Luis Bustamante	592.00
12891	8/14/2019	Luis Gonzalez	586.00
12892	8/14/2019	Luis Torres	524.00
12893	8/14/2019	Lydia Silva	183.00
12894	8/14/2019	Macy Alcott	1,388.00
12895	8/14/2019	Mackenzie Erickson	785.00
12896	8/14/2019	Madison Cole	675.50
12897	8/14/2019	Madeline Kline	3,789.50
12898	8/14/2019	Maria Hernandez	686.50
12899	8/14/2019	Makayla Kazerooni	213.00
12900	8/14/2019	VOID	-
12901	8/14/2019	Mariana Diaz	823.76

**OC Fair & Event Center**  
**Junior Livestock Auction Checks Summary**  
**August 2019**

<b>Check No.</b>	<b>Date</b>	<b>Vendor Name</b>	<b>Amount</b>
12902	8/14/2019	Marco Mejia	593.00
12903	8/14/2019	Marvin Morales	523.00
12904	8/14/2019	Matthew Corona	1,240.00
12905	8/14/2019	Matthew Ioannou	173.00
12906	8/14/2019	Melissa Martinez	562.00
12907	8/14/2019	Mia Folgar	530.50
12908	8/14/2019	Michelle Castaneda	585.00
12909	8/14/2019	Mika Horan	671.50
12910	8/14/2019	Mollie Hernandez	995.00
12911	8/14/2019	Nalanie Jones	585.00
12912	8/14/2019	Natalie Freire	585.50
12913	8/14/2019	Natalie Long	585.00
12914	8/14/2019	Nathan Price	859.25
12915	8/14/2019	Nici Janelle Reyes	531.00
12916	8/14/2019	Noah Van Diest	623.00
12917	8/14/2019	Orange County 4-H	1,941.60
12918	8/14/2019	VOID	-
12919	8/14/2019	Paige Jevac	802.00
12920	8/14/2019	Peyton Rushing	848.00
12921	8/14/2019	Piper Venard	857.50
12922	8/14/2019	Raymond Nguyen	585.00
12923	8/14/2019	Rebecca Simonji	1,697.00
12924	8/14/2019	Ruben Gomez	593.00
12925	8/14/2019	Ryan Jeltema	1,573.00
12926	8/14/2019	Ryan Soto	173.00
12927	8/14/2019	Samantha Guerrero	733.00
12928	8/14/2019	Samantha Hernandez	588.00
12929	8/14/2019	Samantha Mejia	747.00
12930	8/14/2019	Samantha Stanfill	1,978.00
12931	8/14/2019	Sapryze Castillo	653.00
12932	8/14/2019	Sarah Coker	3,312.00
12933	8/14/2019	Sara Cuahutle	587.75
12934	8/14/2019	Sarahy Gonzalez	715.50
12935	8/14/2019	Sarahi Ibanez	603.00
12936	8/14/2019	Sarah Madden	531.00
12937	8/14/2019	Sarah Serrato	536.00
12938	8/14/2019	Saul Narez	873.00
12939	8/14/2019	Savannah Grove	998.00
12940	8/14/2019	Savannah Hernandez	173.00
12941	8/14/2019	Seana Rosiak	1,182.00
12942	8/14/2019	Sebastian Morales	535.00
12943	8/14/2019	Shantal Dirnbach	725.50
12944	8/14/2019	Shawn Edles	523.00
12945	8/14/2019	Shauna Ewing	853.00
12946	8/14/2019	Shannon Gilliam	532.00
12947	8/14/2019	Sofia Rosales	193.00
12948	8/14/2019	Sophia De La Cruz	807.00
12949	8/14/2019	Sophia Romo	590.50
12950	8/14/2019	Sophia Williams	860.00

**OC Fair & Event Center**  
**Junior Livestock Auction Checks Summary**  
**August 2019**

<b>Check No.</b>	<b>Date</b>	<b>Vendor Name</b>	<b>Amount</b>
12951	8/14/2019	Sophia Winters	523.00
12952	8/14/2019	Stephanie Tovar	586.00
12953	8/14/2019	Sydney Zarate	723.00
12954	8/14/2019	Tanner Coombs	535.50
12955	8/14/2019	Taylor Coker	5,560.50
12956	8/14/2019	Timothy Cirata	673.00
12957	8/14/2019	Toni Hammork	6,592.00
12958	8/14/2019	Trevor Morgan	1,718.00
12959	8/14/2019	Trinity Nguyen	589.00
12960	8/14/2019	Tyler Kline	4,326.00
12961	8/14/2019	Valeria Gaspar	173.00
12962	8/14/2019	Victor Jimenez	586.00
12963	8/14/2019	Vincent Bscheid	586.50
12964	8/14/2019	Yaritza Morales	523.00
12965	8/14/2019	Yatzaretz Montano	873.00
12966	8/14/2019	Isabella Jacobsen	775.00
12967	8/14/2019	Andrew Croopnick	708.00
12968	8/14/2019	Bailey DeWolf	1,823.00
12969	8/14/2019	Candice Ivy	568.00
12970	8/14/2019	Dominique Montes	8,413.00
12971	8/14/2019	Jaz Jacobs	666.00
12972	8/14/2019	Julia Froberg	563.00
12973	8/14/2019	VOID	-
12974	8/14/2019	VOID	-
12975	8/14/2019	Paige Alcott	5,165.00
12976	8/14/2019	Malia Arpon	1,217.00
<b>Total August 2019 Junior Livestock Auction Checks</b>			<b>276,927.93</b>