



2024 Entry Timeline

Entry Deadline	Friday, May 24, by 6 p.m.
Entry Acceptance Email.....	Friday, June 14, by 6 p.m. (<i>check spam folders</i>)
Entry Delivery	Friday & Saturday, June 28-29, noon - 6 p.m.
Award Judging Results.....	Viewable in person. Posted online by the second week of fair.
Fair Dates.....	July 19 - Aug. 18 (<i>closed Mondays and Tuesdays</i>)
Entry Pickup	Tuesday, Aug. 20, 9:30 a.m. - 6 p.m. Entries may be picked up by someone other than the exhibitor.

Quick Guide

BY ENTERING YOU ARE AGREEING TO THE TERMS AND RULES PRESENTED IN THIS GUIDEBOOK.

All entries must be original, made by the artist and completed within the last two (2) years.

Entry Fees Per Entry	\$15 Adult • \$6 Young Adult (13-17) • <i>Fees are non-refundable.</i>
Entry Limit.....	Ten (10) per Adult • Two (2) per Young Adult (13-17)
How to Enter	Page 3
Presentation & Display.....	Pages 8-9
Size Requirements	Page 8

Contact.....	Visual Arts Department • Valeria Tinoco, Program Coordinator visualarts@ocfair.com • Office (714) 708-1718 • (714) 708-1624 (during Fair) OC Fair & Event Center • 88 Fair Drive, Costa Mesa, CA 92626
--------------	---



TABLE OF CONTENTS

Rules & Guidelines.....	1
Eligibility / Entry Limit / Entry Fees.....	2
OC Fair Exhibitor Ticket.....	2
Photo Entry Preparation	2
How to Enter	3
Help Entering	4
Pricing & Sale of Entries.....	4
Judges / First-Round Judging	4
Entry Delivery of First Round Judging Results	5
Entry Pickup	5
Second-Round Confirmation Judging / Third-Round Award Judging	6
Awards / Awards Ceremony	7
Presentation & Display of Accepted Artwork.....	8-9
• 1. Size Requirements	
• 2. Framing	
• 3. Hardware for Hanging	
• 4. Frames Containing Glass	
• 5. Framing Tips	
• 6. Signature	
• 7. Labeling	
Adult Divisions.....	10-11
• Division 520 Black & White Photography	
• Division 521 Color Photos: People	
• Division 522 Color Photos: Scenic	
• Division 523 Color Photos: Plants	
• Division 524 Color Photos: Animals	
• Division 525 Color Photos: Things	
• Division 526 Color Photos: Manipulated Image	
Young Adult Divisions	12
• Division 311 Photography: Ages 13-15	
• Division 311 Photography: Ages 16-17	



RULES & GUIDELINES

1. [Local](#) and [State Rules](#) govern this competition.
2. Exhibitors are responsible for reading and abiding by the guidelines stated herein.
3. If assistance is needed to determine the Division and/or Class, please contact the Visual Arts Department at visualarts@ocfair.com.
4. **Causes for disqualification.** Disqualified entries will not be displayed and must be picked up when notified.
 - Non-compliance to the competition and OC Fair guidelines will result in disqualification.
 - Entries over the maximum amount allowed will not be accepted.
 - Entry cannot differ from the uploaded image.
 - Entries must follow the rules of the Division and Class.
 - Entries that are a copy or similar to an existing artwork will be disqualified.
 - Identical work may not be shown in more than one (1) Division or department of OC Fair.
 - Entries created using Artificial Intelligence (AI), either partially or completely, may not be entered in any Division.
 - Submitting color and black-and-white versions of the same images is not allowed.
 - Items previously shown in the OC Fair will be disqualified.
5. **Entry fees are non-refundable.**
 - There will be no refunds for any reason.
 - By entering the competition, exhibitor is accepting the no-refund policy.
6. Photography is a juried competition. Not all entries will be accepted.
7. All entries must be original, made by the photographer and completed within the last two (2) years.
8. Display and location of the entry are at the discretion of the Program Coordinator. No entry will be accepted where an exhibitor describes the conditions under which they will exhibit or how the entry must be displayed.
9. Exhibitors are responsible for entering their items in the correct Division and Class.
10. Work must be finished; no incomplete or work in progress will be accepted.
11. Work composed of multiple separate pieces (diptychs, triptychs, etc.) are not allowed as one (1) entry unless framed together in one (1) frame within the stated size restrictions.
12. Digital enhancement of images to improve photographic quality and impact is allowed in most categories. See specific categories for further details.
13. Final acceptance of the entry will be left to the discretion of the Program Coordinator.
14. Due to the family-oriented theme of OC Fair, work dealing with drug use, obscenity, defamatory statements, violence or gang activity, satanic or cult themes or other offensive or objectionable content will not be accepted. This is at the discretion of OC Fair staff.
15. **Hold Harmless**

Although reasonable efforts will be undertaken to safeguard exhibitors' property against loss, damage or theft, neither the State of California nor the OC Fair & Event Center will be responsible for any loss, damage or theft of exhibitors' property brought on the premises during the period of the OC Fair.
16. Entries not picked up on entry pickup day become the property of the OC Fair and will be disposed of promptly.



PHOTOGRAPHY COMPETITION GUIDE



ELIGIBILITY

Adult Divisions

Open to California residents ages 18 or older.

Young Adult Divisions

Open to ages 13-17 (by July 19, 2024) who live in Southern California.

ENTRY LIMIT

Adult Divisions.....Ten (10) entries per exhibitor in all classes combined

Young Adult Divisions.....Two (2) entries per exhibitor

The total number of accepted entries is limited to space available.

ENTRY FEES

Adult Divisions.....\$15 per entry

Young Adult Divisions.....\$6 per entry

- Entry fees are payable online with a credit card (Visa, MasterCard or American Express).
- Entry fees are non-refundable.

OC FAIR EXHIBITOR TICKET

Exhibitors will receive one (1) OC Fair admission ticket at the time of entry delivery.

If none of an the exhibitor's entries were accepted for exhibition, one (1) free admission ticket will be available for pickup at the Guest Relations Booth located outside the Main (Blue) Gate entrance when Fair is [open](#).

- Please bring a photo ID to claim your ticket.
- One (1) ticket per exhibitor, not entry.
- Ticket is good any day during OC Fair and does not require a reservation.
- Tickets are provided to participants to view the results of their efforts.
- Tickets must not be re-sold.

PHOTO ENTRY PREPARATION

Digital photo submission of your entry is required.

- Digital images must be an accurate representation of the entry. Misrepresented entries will be disqualified and not exhibited.
- Please do not include a watermark or signature on the digital upload file; judging is to be blind.

Image Format

- .jpeg, .jpg, or .png file formats
- iphone users must change default HEIC camera setting to JPEG, or convert the image.
- RGB color space (CMYK files will be converted to RGB by the system.)
- Be sure that the image is rotated to be in an upright position and orientation.
- Maximum file size: 8 MB (megabytes)



HOW TO ENTER

Online Entry Deadline: Friday, May 24, by 6 p.m.

Click on the link to go to the entry homepage ocfair.fairwire.com

Step 1. Register

- Last year's accounts are no longer valid. All exhibitors must create a new account.
- Entries must be made under the name of the individual whose exhibit it is.
- Do not use business or fictitious names.
- There are no team entries.
- Enter the information carefully and proofread the name, title and description of the entry for punctuation, capitalization and spelling to ensure accuracy on exhibit display labels.
- Descriptions are limited to 120 characters and should include a short statement about the work or the methods and techniques used.
- Email will be used to send important information. Check your spam folders and [whitelist](#) emails coming from @ocfair.com.

The numbered steps along top of page are clickable and show the current section you are on



fairwire.com welcome page

Step 2. Entries

- Input your entry(s) in the proper Department, Division and Class along with other required information.

Step 3. Cart Review

- Review your entries. You can add, edit, delete, or save your entries.
- When satisfied, click "CHECK OUT" button.

Step 4. Payment

- Enter your credit card information (Master Card, Visa, or American Express).
- An email notification and confirmation will be sent immediately after the online payment is received.
- Check your spam folder if the email confirmation does not arrive shortly after submitting payment.

Step 5. Confirmation

- Sign by typing "YES" in the Agreement to Terms box.
- DO NOT click the "SUBMIT" button multiple times as you will be charged.
- On the resulting confirmation page, you can print a receipt. A blue "UPLOAD FILES" button will also appear.

Step 6. Image Upload

- Click on the "UPLOAD FILES" button to start uploading your images into the system.
- One (1) image for 2D work (drawings, paintings, mixed media, digital art).
- Up to three (3) images per sculpture or ceramic pieces may be submitted to show different views or angles.

***You can log back into your account to see your entries and replace images and description.
For any other changes, contact us; do not re-enter to make corrections as you will be charged.***



HELP WITH ENTERING

For additional help, review these detailed step-by-step guides:

- [Entry Tutorial](#)

Phone: During office hours at (714) 708-1718 **E-mail:** visualarts@ocfair.com

PRICING AND SALE OF ENTRIES

Pricing

Entries may be marked NFS (Not For Sale) or For Sale by indicating the selling price \$____. Consider painting, printing, materials and framing costs, and your time when pricing.

Prospective Buyers

No sale or acceptance of fees for items will be made by the OC Fair. Prospective buyers may fill out an *Interested in Purchasing Exhibited Art form* that will be forwarded to the artist at the close of the OC Fair. The OC Fair does not take commission on artwork sold as a result of exhibition in the Visual Arts Competition.

JUDGES

Photography is a juried competition.

Qualified judges will be selected by the Program Coordinator to judge all exhibits. The judges are recognized authorities in the Photography field.

Reassignment of entry Division or Class

Judges and/or the Program Coordinator have the option of reassigning an entry to a more appropriate Division or Class or may combine Divisions or Classes to create an adequate judging pool. Nonetheless, it is the responsibility of exhibitors to enter work in the appropriate Class. Failure to enter the appropriate Class may result in disqualification.

FIRST-ROUND JUDGING

Photography entries will be judged first from your uploaded images to determine if the submitted entry meets the requirements for participation in this competition and the subjective standards for the exhibition set by the judges.

- The number of accepted entries are also based on the amount of exhibition space available.
- The judges' decisions are final and cannot be protested.

The exhibitor will be notified by email with the results of the first-round judging.

An email will be sent for each entry. Please check your Spam/Junk folder. Results may also be viewed online at ocfair.com/results.

Acceptance for exhibition

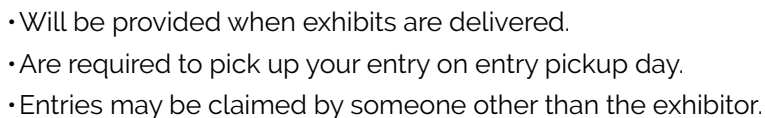
Only accepted artwork is to be delivered on the entry delivery day. First-round judging acceptance does not guarantee acceptance for exhibition. The delivered entry may still be judged out for not complying with the competition rules and guidelines concerning size, weight, framing, and proper hanging hardware or image quality.

- Not all entries will be accepted. Due to the high number of entries and limited display space, OC Fair cannot accept all the work submitted. Please understand that this competition is highly competitive.



- Make sure work is properly prepared for exhibition. See pages 6-7
- One (1) participation ribbon will be given to each exhibitor on entry delivery day.
- Late deliveries will not be accepted.

- Enter Gate 8 and follow the marked route.
- Drop off east side of the OC Promenade (building 5 on the map).
- Email alerts will be sent prior to delivery date with detailed information. Check your spam folder for emails.



ENTRY PICKUP

- An email alert will be sent prior to pickup date with detailed information. Check your spam folder for emails.
- Claim check or photo ID is required for pick up.
- If you are unable to pick up your items, please arrange for someone to pick them up for you.
- Unclaimed items and ribbons become the property of the OC Fair and will be discarded.

- The Visual Arts Gallery, Los Alamitos Building, 6 on the map.
- Enter through Gate 1 (Main Gate) and follow directional signs.



SECOND-ROUND: CONFIRMATION JUDGING

After delivery of accepted first-round judging entries, all entries will then be checked for compliance with the entry guidelines including size/weight limits, framing, proper hanging hardware and quality of the entry.

Judges may, at their discretion, jury out works that do not meet their subjective artistic standards. If your delivered entry is judged out or disqualified, you will receive notification by phone or email to pick up your entry at the Visual Arts Gallery. Claim check or photo ID is required for pickup. Artwork not picked up before the start of the OC Fair will be stored and cannot be released to you until the OC Fair ends (see Entry Pickup).

THIRD-ROUND: AWARD JUDGING

The judges will select award winners from accepted entries that were confirmed after delivery.

Adult Divisions

Entries are placed using the American Judging System, where exhibits are ranked one against another.

- First, Second, Third place and Honorable Mention may be awarded in each Class if judges so determine.
- More than one Honorable Mention per Class may be awarded.
- First Place winners will compete for Division Winner.
- Division winners will compete for Best of Show.

Young Adult Divisions

Entries are placed using the Danish Judging System, where each entry is judged on how well it meets a standard rather than how it compares to other entries.

- Entries are judged First, Second or Third place awards.
- There may be more than one First, Second or Third place award per Class.
- All First place awards will then compete, using the American Judging System, for Best of Class.
- Division winners will compete for Best of Show.

Judging Criteria

Entries are judged on originality, creativity, composition, technique, and presentation.

Judges' Award

Additional awards may be made at the discretion of each judge for outstanding entries that exhibit special qualities that the judges feel deserve to be recognized.

Theme Award

Awarded to an entry that best represents the annual OC Fair theme.

Disqualified Entries

If an entry is disqualified after judging is complete, the judge will not change the status of awards given for other entries. Judges reserve the right to remove or disqualify any entry in violation of the rules, in poor taste, or not in accordance with the competition standards.



PHOTOGRAPHY COMPETITION GUIDE



AWARDS

Includes ribbons and/or prize money (premiums)

Adult

NEW	Black & White Best of Show ...	\$400
NEW	Color Photo Best of Show.....	\$400
	Division Winner.....	\$200
	First Place.....	\$100
	Second Place.....	\$75
	Third Place.....	\$50
	Judges' Award.....	\$25
	Theme Award.....	\$25
	Honorable Mention.....	Rosette

Young Adult

Best of Show	\$75
Division Winner	\$35
Best of Class.....	\$25
Judges' Award.....	\$25
Theme Award.....	\$25
First, Second, Third.....	Ribbon

- Exhibitors will receive awarded ribbons on entry pickup day.
- Award checks will be made payable to the exhibitor whose name is indicated on the entry form and mailed within thirty (30) business days after the close of the 2024 OC Fair.
- Total premiums of \$600 or more to any individual will be paid only after a completed **Payee Data Record** form has been received.

Third-Round Judging Results

- All accepted entries will be displayed in the Visual Arts Gallery with any awards received.
- Results will be posted online around the second week of the OC Fair at ocfair.com/results.
- **Please do not call or email for competition results.**

AWARDS CEREMONY

Sunday, Aug. 18, at noon

- Hosted on the OC Promenade Main Stage.
- Best of Show Award recipients will be invited to attend and be recognized at the ceremony and will receive two (2) tickets to attend.
- Invitations will be sent to the email provided at entry registration.
- All exhibitors and the general public are welcome to attend the ceremony.
- Additional guests should purchase Fair admission tickets in advance.





PRESENTATION & DISPLAY OF ACCEPTED ARTWORK

Proper presentation is critical for the safe display and gallery standards for exhibiting your work and is part of the judging criteria when awarding ribbons.

Aesthetics is also a large factor in frame and mat selection, which should complement and not distract from the work. Any accepted work when delivered that is deemed unsafe to display and/or is poorly presented will be disqualified. The work may be professionally framed or framed by the artist.

1. Size Requirements

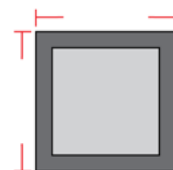
Size is measured by the outside dimensions of the frame.

A) Square pieces. Any equal ratio of size within the minimum and maximum is allowed.

Minimum size13 inches by 13 inches - including frame

Maximum size26 inches by 26 inches - including frame

Weight limit20 pounds



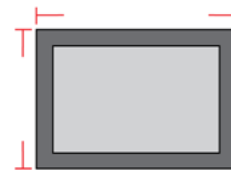
B) Rectangular pieces. Portrait or landscape orientation.

Any vertical or horizontal ratio of size within the minimum and maximum is allowed.

Short-side minimum13 inches - including frame

Long-side maximum26 inches - including frame

Weight limit20 pounds



2. Framing

All accepted images must be framed.

The work may be professionally framed or framed by the artist. Please follow these guidelines:

- **Works on any media must be framed.** Black frames with white mats are highly recommended.
- **Due to safety and handling, metal prints have to be framed.**
- **Signature is allowed on front; please be discrete.** Either sign the mat or work itself.
- **Proper presentation and framing are part of the award judging criteria.**



Black frame with white mat




Metal print in a shadow-box frame



3. Hardware for ganging

Please adhere to the following guidelines so your work will be prepared to safely hang in a busy public venue like the OC Fair.



a) D-Ring hangers

D-Ring hangers are preferred and are available in several standard sizes and weight ratings.


Make sure the frame moulding is thick enough to be able to screw in the D-rings. Drill a small pilot hole for the screw so as not to split the wood frame when fastening the D-Ring.



b) Hanging Wire

A multi-strand braided galvanized steel wire is required (weight-rated for at least four [4] times the weight of the artwork and frame), and the ends of the wire should be secured so they do not poke into the back of the image.

- No sawtooth hangers. The work can easily fall off the wall; therefore, sawtooth hangers are strictly prohibited.
- String, thread, fishing line or material other than wire will not be accepted.



c) Hanging wire is looped through the D-Ring hangers.

- Wrap the wire several times around itself and securely knot using a Lark's head knot.



d) Check that the apex of the wire is at least 2 inches below the top of the frame.

- Make sure the wire does not extend outside the frame.

4. Frames containing glass

- Framing with plastic or plexiglass is preferred.
- Artists framing their entry with glass assume responsibility for damage to their own artwork and the artwork of others should the glass break.
- OC Fair staff uses extreme care in handling artwork but assumes no responsibility for damage.

5. Framing tips and informational links

- [the-artists-magazine/framing-tips-hardware-facts](#)
- [install-picture-frame-wire.html](#)
- [an-expert-guide-to-matting-and-framing-a-photo--photo-9001](#)
- [mounting-matting-and-framing](#)
- [how-to-make-a-large-picture-frame-budget/](#)

6. Signature

- Artists may sign the front of the work. Please no logos.
- Useful information concerning signatures [making-fine-art-prints-signing](#).

7. Labeling

Artwork must be securely labeled on the back of each entry with a printout of the acceptance notification media entry tag.

(Label will be sent in acceptance emails. Check your spam folder).





Adult Divisions

Eligibility Open to California residents ages 18 or older. Original work created within two (2) years.

Entry Limit Ten (10) per exhibitor in all classes combined

Entry Fee \$15 per entry

- Rules & Guidelines on page 1 apply.
- Entries require a photo upload. See "Photo Entry Preparation" on page 2 for more information.
- Light to moderate digital enhancement of images to improve photographic quality and impact is allowed. Images utilizing these techniques must be photo-realistic and not overly processed or manipulated.
- If accepted, see Presentation and Display on pages 8-9.

DIVISION 520

Black & White Photos

- Must be a black-and-white digital or film print.
- Sepia-toned prints are acceptable.

Class 01: People

Portraits and groups

Class 02: Scenic

Landscapes, seascapes, skiescapes, cityscapes, etc.

Class 03: Plants & Flowers

Class 04: Domestic Animals

Pets and livestock

Class 05: Non-domestic Animals

Birds, reptiles, sea-life and other wildlife

Class 06: Things

Architecture, vehicles, interior settings, still life, etc.

Class 07: Manipulated Image

Heavily digitally edited images: Multiple image composites, element removal, etc., for artistic purposes.

Class 08: Analog

Any subject matter created by non-digital film photography

DIVISION 521

Color Photos: People

- Model releases are at the discretion of the exhibitor.
- Person or people are the main subject.

Class 01: Travel

Interesting people, foreign or domestic.

Class 02: Portrait

Studio shots, character studies, etc.

Class 03: Sports

Class 04: Children, Family

DIVISION 522

Color Photos: Scenic

Class 01: Landscape

Vistas, mountains, deserts, forests, national parks, rural scenes, etc.

Class 02: Seascape, Waterscape

Oceans, lakes, waterways, boats (in water), waterfalls, piers, etc. Foreign or domestic

Class 03: Urban Scene

Cityscapes, foreign or domestic

Class 04: Skyscapes

Clouds, night sky, astrophotography, solar eclipse, etc.

DIVISION 523

Color Photos: Plants

Class 01: Flowers

Single blooms, bouquets, studio shots, garden scenes

Class 02: Trees, Other Plant Life

Leaves, vegetables, underwater plant life, crops, algae

Class 03: Macro

Macro shots of any plant life

DIVISION 524

Color Photos: Animals

Class 01: Zoo Animals

Class 02: Insects, Bats, Reptiles

Class 03: Aquatic Animals

Class 04: Birds

Class 05: Domestic Pets, Farm Animals

Class 06: Wildlife

Other wildlife not specific to the above classes.



Adult Divisions

Eligibility Open to California residents ages 18 or older. Original work created within two (2) years.

Entry Limit Ten (10) per exhibitor in all classes combined

Entry Fee \$15 per entry

- Rules & Guidelines on page 1 apply.
- Entries require a photo upload. See "Photo Entry Preparation" on page 2 for more information.
- Light to moderate digital enhancement of images to improve photographic quality and impact is allowed. Images utilizing these techniques must be photo-realistic and not overly processed or manipulated.
- If accepted, see "Presentation and Display" on pages 8-9.

DIVISION 525

Color Photos: Things

Class 01: Vehicles, Machinery

Airplanes, cars, railroads, industrial scenes, etc.

Class 02: Architecture

Interiors and exteriors, city or rural buildings, etc.

Class 02: Still Life

DIVISION 526

Color Photos: Manipulated Image

Images must contain original photographic elements created by the photographer.

Class 01: Optical Special Effects

Images, modified without the use of a computer, using creative image-making, darkroom, or printing processes.

Class 02: Digital Special Effects

Heavily digitally edited images: For example, multiple image composites, element removal, unnatural color alteration.



Young Adult Divisions

Eligibility Open to youth ages 13-17 (by July 19, 2024) who live in Southern California.
..... Original work created within two years.

Entry Limit Two (2) per exhibitor

Entry Fee \$6 per entry

Parents/Guardians: Youth Photography Competition is a juried exhibition. Not all entries will be accepted. Due to the high number of entries and limited space we cannot accept all of the work submitted. Please understand that this competition is highly competitive.

- Rules & Guidelines on page 1 apply.
- Entries require a photo upload. See "Photo Entry Preparation" on page 2 for more information.
- Must be a digital or film print.
- Photos moderately adjusted by computer for color, tone, brightness, etc., are acceptable. Images utilizing these techniques must be photo-realistic.
- If accepted, see "Presentation and Display" on pages 8-9.

DIVISION 311

Photography: Ages 13-15

Class 01: Black-and-White Photos

- Sepia-toned prints are acceptable.
- Digital color photos changed to black and white are acceptable.

Class 02: Color Photos - People, Animals

Class 03: Color Photos - Places and Things

Class 04: Manipulated Image

- Heavily digitally edited images: For example, multiple image composites, element removal, unnatural color alteration.
- Images must contain original photographic elements created by the photographer.

DIVISION 312

Photography: Ages 16-17

Class 01: Black-and-White Photos

- Sepia-toned prints are acceptable.
- Digital color photos changed to black and white are acceptable.

Class 02: Color Photos - People, Animals

Class 03: Color Photos - Places and Things

Class 04: Manipulated Image

- Heavily digitally edited images: For example, multiple image composites, element removal, unnatural color alteration.
- Images must contain original photographic elements created by the photographer.