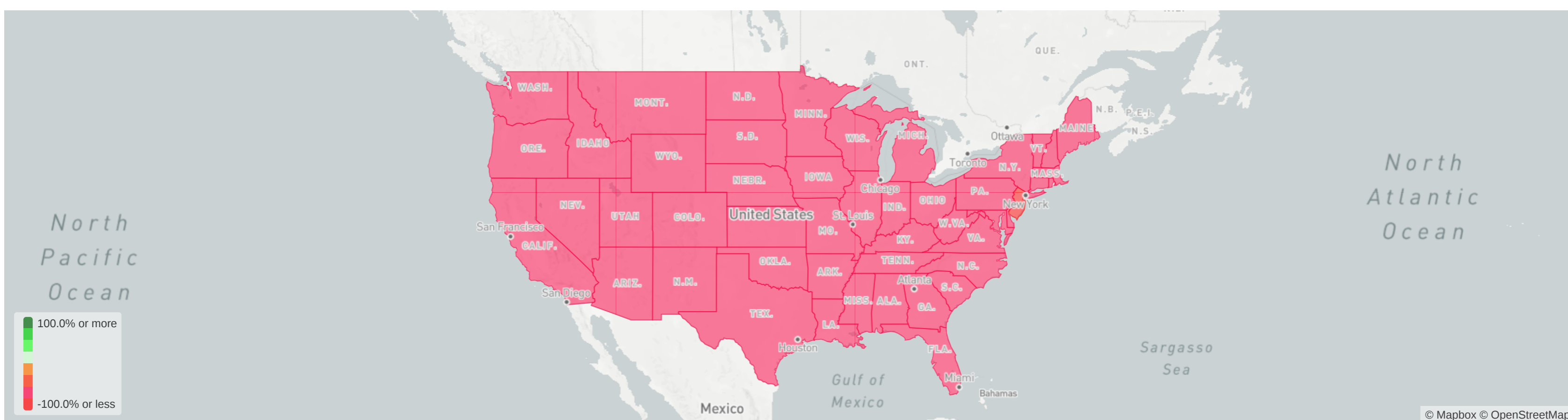
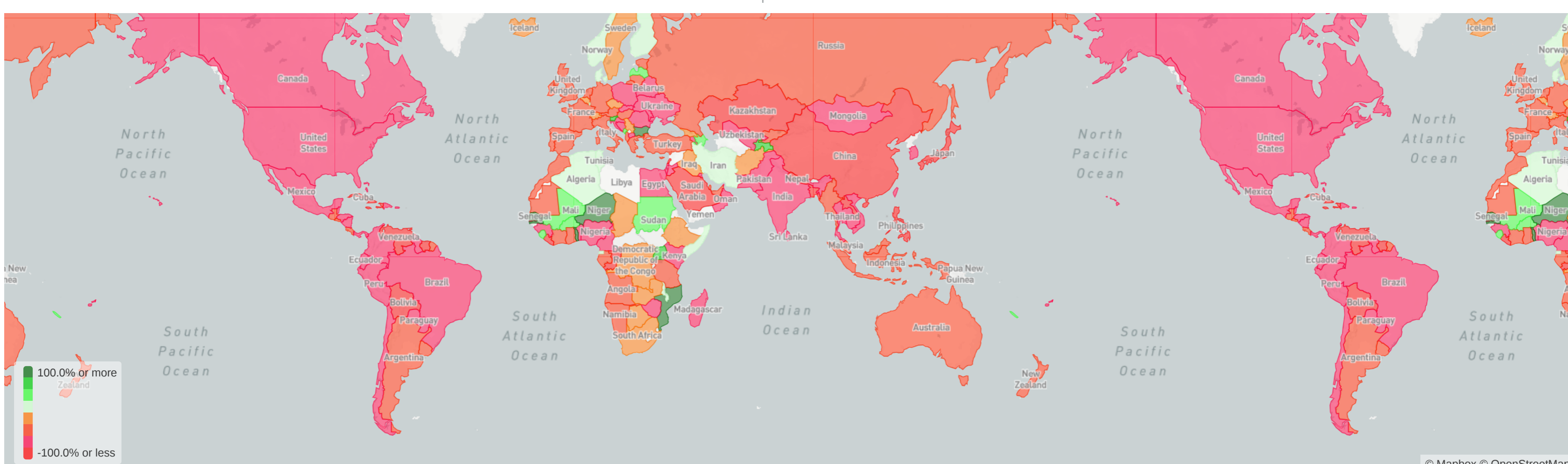


COVID-19's Impact on Current Week Travel to US



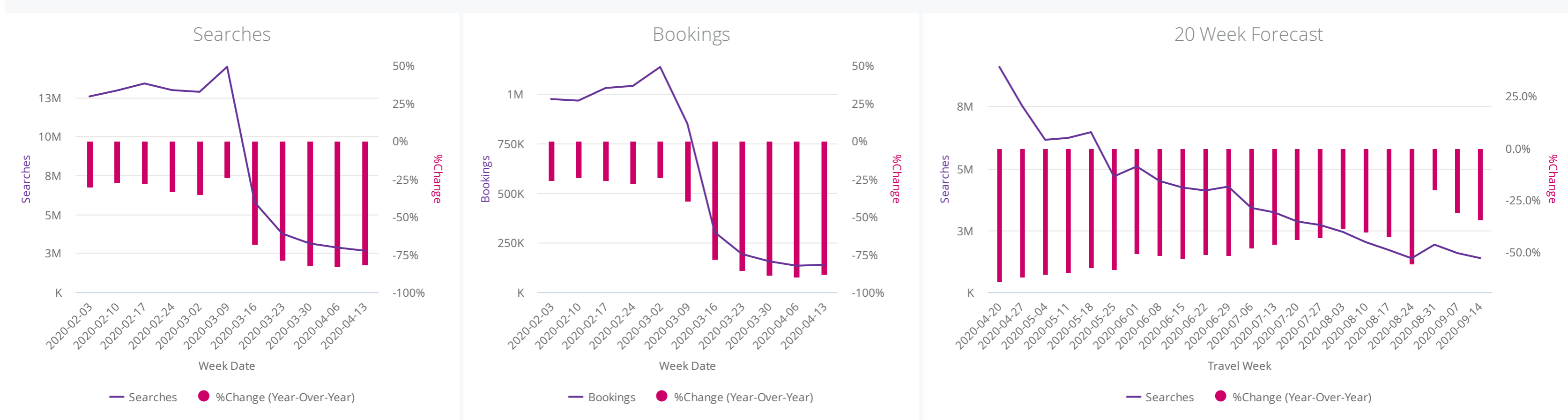
COVID-19's International Impact on Current Week Travel to US



Weekly Tourism Stats (Origin = Worldwide)

Historical Data

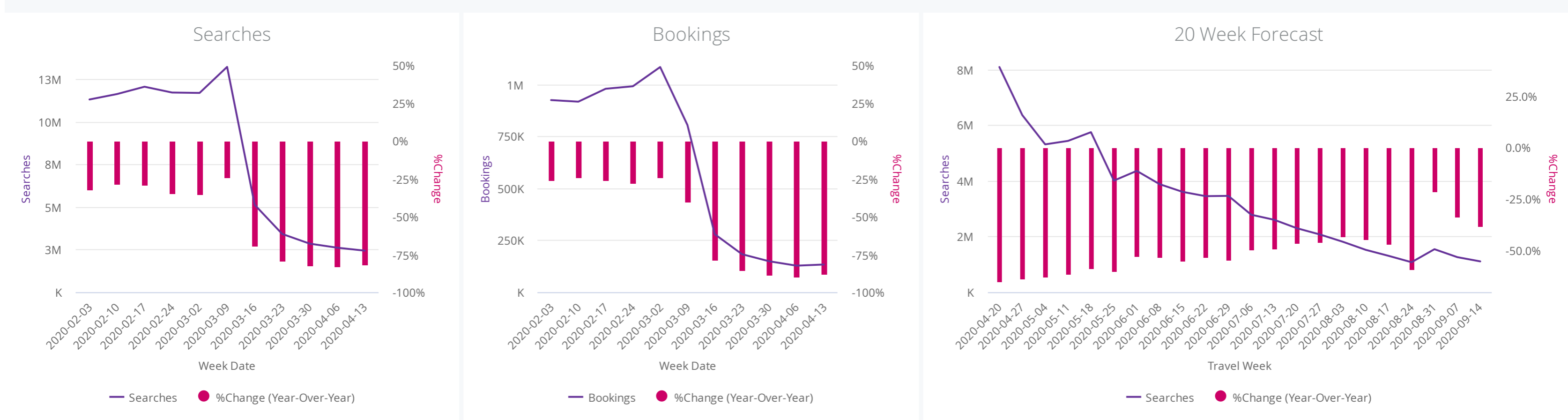
Future Trend



Weekly Tourism Stats (Origin = US Domestic)

Historical Data

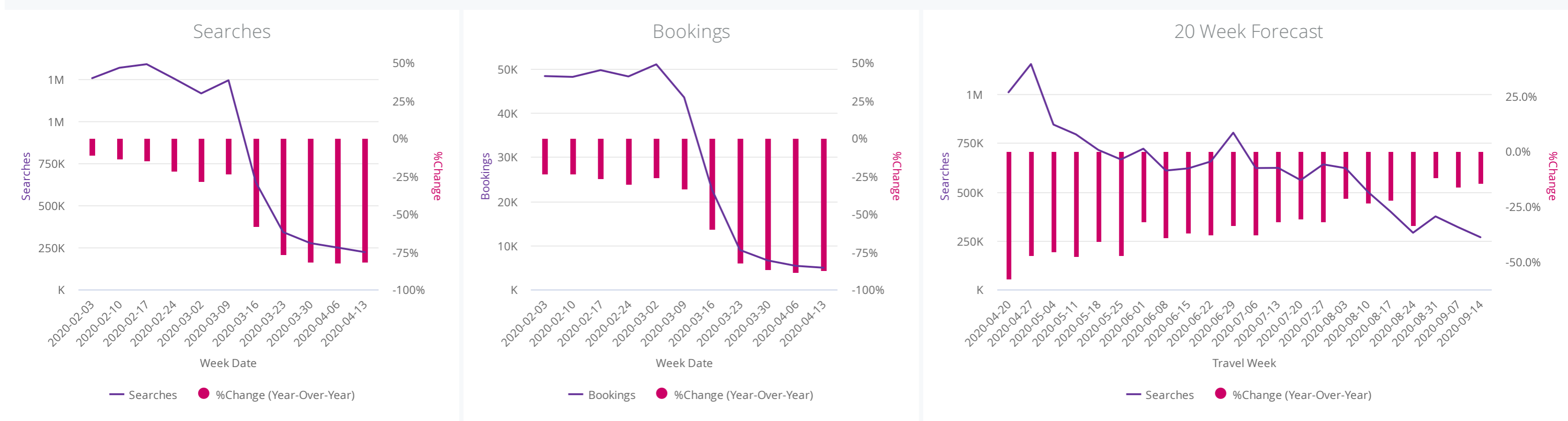
Future Trend



Weekly Tourism Stats (Origin = US International)

Historical Data

Future Trend



Data Download

Below tables show the count of searches & bookings for destination = US done in the current week & its year-over-year change.

Search Year-Over-Year Change (Previous Week)

Booking Year-Over-Year Change (Previous Week)

Week Date	Origin Country	Destination Country	Searches	%Change (Year-Over-...)	Week Date	Origin Country	Destination Country	Bookings	%Change (Year-Over-...)
1 2020-04-13	US	US	2,368,278	-81%	1 2020-04-13	US	US	132,435	-88%
2 2020-04-13	US	PR	48,205	-78%	2 2020-04-13	CA	US	1,033	-92%
3 2020-04-13	MX	US	23,324	-79%	3 2020-04-13	JP	US	692	-81%
4 2020-04-13	PR	US	22,905	-85%	4 2020-04-13	MX	US	643	-86%
5 2020-04-13	CA	US	15,630	-89%	5 2020-04-13	US	PR	509	-84%
6 2020-04-13	GB	US	15,137	-69%	6 2020-04-13	PR	US	289	-87%
7 2020-04-13	IN	US	10,654	-62%	7 2020-04-13	GB	US	224	-87%
8 2020-04-13	BR	US	9,293	-74%	8 2020-04-13	BR	US	220	-82%
9 2020-04-13	CO	US	9,254	-87%	9 2020-04-13	VI	US	173	-81%
10 2020-04-13	DO	US	8,635	-83%	10 2020-04-13	DO	US	90	-90%
11 2020-04-13	FR	US	8,130	-83%	11 2020-04-13	AU	US	89	-76%
12 2020-04-13	CR	US	7,055	-78%	12 2020-04-13	IN	US	87	-84%
13 2020-04-13	AW	US	6,155	-68%	13 2020-04-13	CR	US	84	-79%
14 2020-04-13	DE	US	6,074	-84%	14 2020-04-13	ES	US	84	-83%
15 2020-04-13	ES	US	5,787	-82%	15 2020-04-13	CN	US	82	-88%