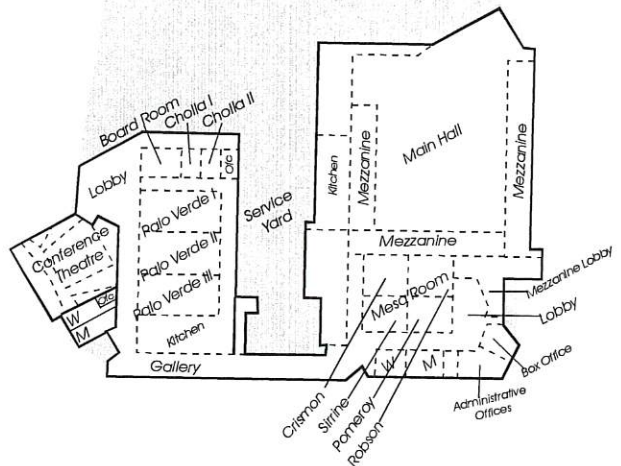
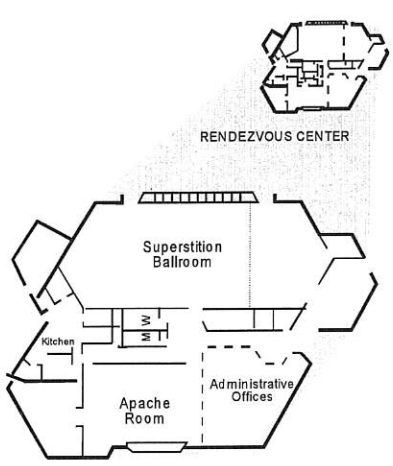
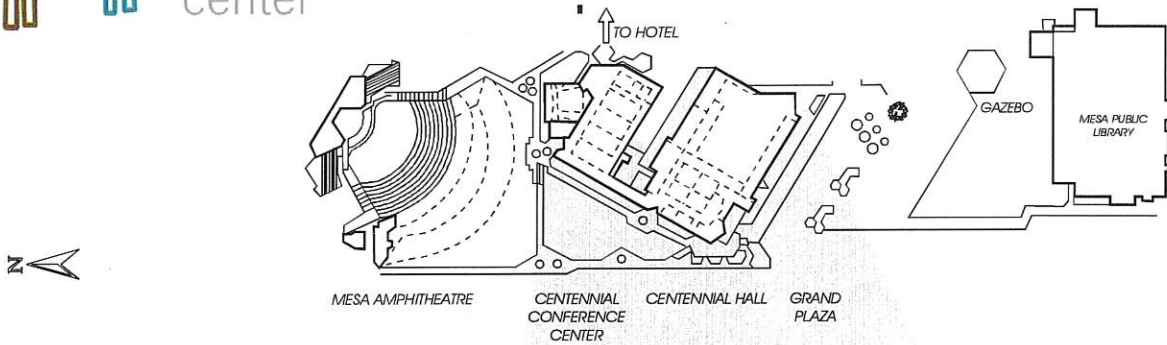




mesa  
convention  
center



**CAPACITIES PER SEATING STYLE**

	Ceiling Height	Dimensions	Square Feet	Theatre/Festival	Banquet*	Classroom	Stand-up Reception	U-Shape	Square
<b>CENTENNIAL HALL</b>									
Main Hall	22'	100' x 150'	15,000	1,815	928	778	1,500	N/A	N/A
Mesa Room	10'	51' x 62'	3,090	300	208	144	300	56	72
Sirrine	10'	27' x 31'	837	70	48	40	80	24	32
Pomeroy	10'	27' x 31'	837	70	48	40	80	24	32
Crismon	10'	24' x 31'	744	60	40	36	75	24	32
Robson	10'	24' x 31'	744	60	40	36	75	24	32
Mezzanine Lobby	N/A	18' x 31'	558	48	32	32	N/A	N/A	N/A
<b>CENTENNIAL CONFERENCE CENTER</b>									
Conference Theatre	N/A	52' x 58'	3,016	N/A	N/A	100	N/A	N/A	N/A
Palo Verde	16'	87' x 53'	4,567	450	304	300	450	N/A	N/A
Palo Verde I, II or III	16'	29' x 53'	1,522	150	104	99	150	40	48
Palo Verde I & II or II & III	16'	57' x 53'	3,044	300	208	180	300	56	72
Cholla I or II	10'	21' x 13'	273	20	16	12	25	N/A	N/A
Cholla I & II	10'	21' x 26'	553	50	32	32	55	22	28
Executive Board Room	10'	29' x 19'	550	N/A	N/A	N/A	N/A	N/A	N/A
<b>MESA AMPHITHEATRE</b>									
Seating Area	N/A	N/A	N/A	4200	770	N/A	N/A	N/A	N/A
Stage Minimum	24'	26' x 34'	N/A	N/A	N/A	N/A	N/A	N/A	N/A
Stage Maximum	32'	60' x 44'	N/A	N/A	N/A	N/A	N/A	N/A	N/A
<b>GRAND PLAZA</b>									
Total Plaza		270' x 145'	39,150	N/A	400	N/A	N/A	N/A	N/A
<b>RENDEZVOUS CENTER</b>									
Superstition Ballroom	9.2'	51' x 90'	5,100	522	304	300	450	N/A	N/A
Superstition North	9.2'	51' x 62'	3,800	336	200	208	320	64	80
Superstition South	9.2'	30' x 51'	1,560	132	96	68	160	32	48
Apache Room	7.1'	30' x 54'	1,620	140	104	72	160	40	48

\*Note: Room capacities do not account for additional space needs of a head table, buffet, bar, or any other equipment or furniture.