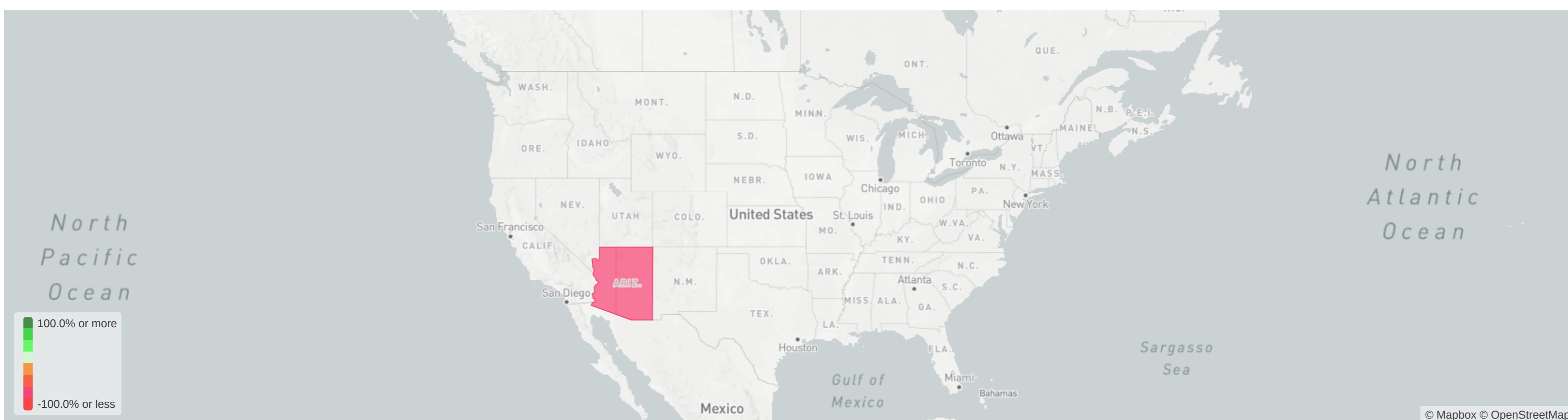
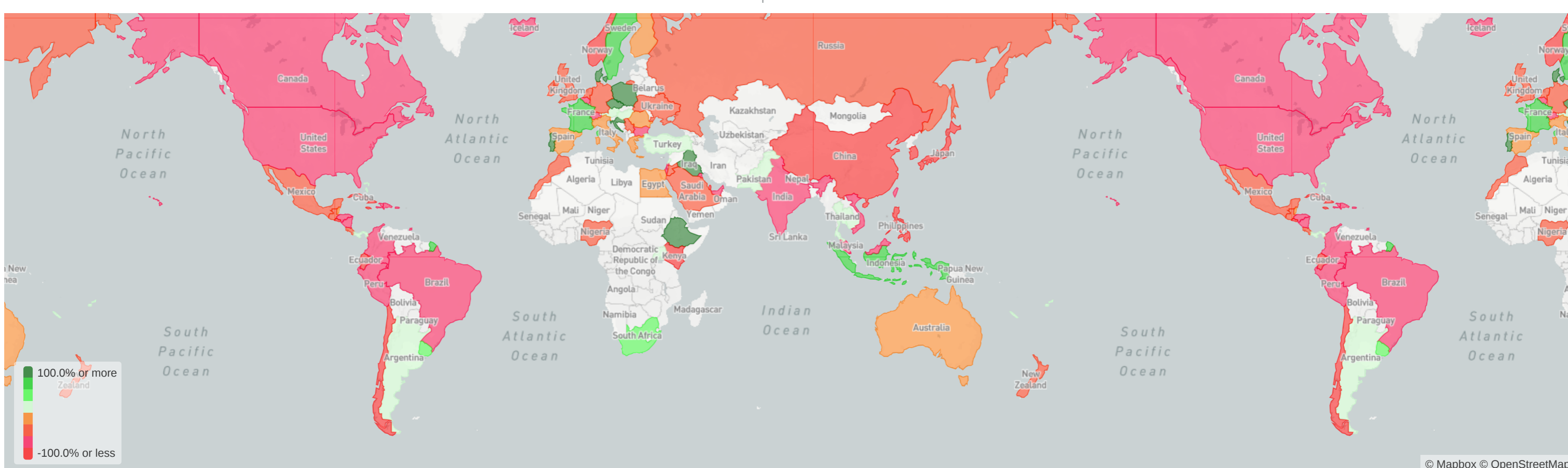


COVID-19's Impact on Current Week Travel to US



COVID-19's International Impact on Current Week Travel to US



Weekly Tourism Stats (Origin = Worldwide)

Historical Data

Future Trend



Weekly Tourism Stats (Origin = US Domestic)

Historical Data

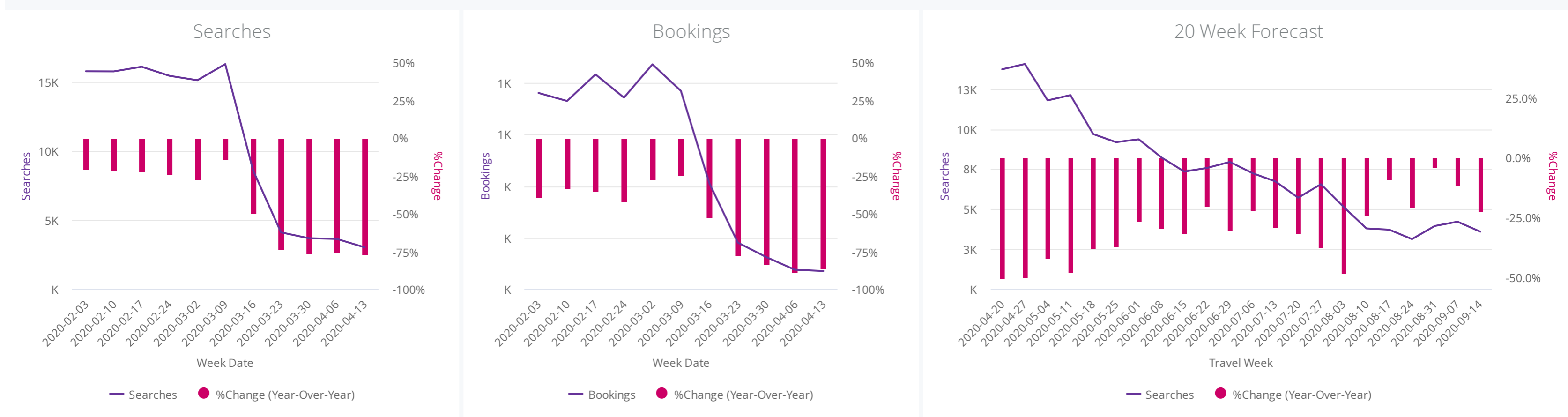
Future Trend



Weekly Tourism Stats (Origin = US International)

Historical Data

Future Trend



Data Download

Below tables show the count of searches & bookings for destination = US done in the current week & its year-over-year change.

Search Year-Over-Year Change (Previous Week)

Week Date	Origin Country	Destination Country	Searches	%Change (Year-Over-...)
1 2020-04-13	US	US	95,050	-71%
2 2020-04-13	MX	US	615	-71%
3 2020-04-13	CA	US	531	-86%
4 2020-04-13	GB	US	293	-71%
5 2020-04-13	PR	US	201	-77%
6 2020-04-13	CR	US	122	-73%
7 2020-04-13	DE	US	118	-77%
8 2020-04-13	IN	US	97	-67%
9 2020-04-13	CO	US	88	-69%
10 2020-04-13	JM	US	65	-71%
11 2020-04-13	JP	US	60	-73%
12 2020-04-13	FR	US	60	-81%
13 2020-04-13	ES	US	56	-77%
14 2020-04-13	DO	US	50	-71%

Booking Year-Over-Year Change (Previous Week)

Week Date	Origin Country	Destination Country	Bookings	%Change (Year-Over-...)
1 2020-04-13	US	US	5,107	-82%
2 2020-04-13	MX	US	23	-85%
3 2020-04-13	CA	US	20	-93%