

**REGULAR MEETING OF THE FLORIN RESOURCE
CONSERVATION DISTRICT BOARD OF DIRECTORS**

Agenda

Tuesday, October 21, 2025

6:30 PM

**9829 Waterman Road
Elk Grove, CA 95624**

Compliance with Government Code Section 54957.5

Public records, including writings related to an agenda item for an open session of a regular meeting of the Florin Resources Conservation District that are distributed less than 72 hours before the meeting, are available by email request. In addition, such writings may be posted, whenever possible, on the Elk Grove Water District website at www.egwd.org. The Board will discuss all items on the agenda and may take action on any item listed as an "Action" item. The Board may discuss items that do not appear on the agenda but will not act on those items unless there is a need to take immediate action and the Board determines by a two-thirds (2/3) vote that the need for action arose after posting of the agenda. If necessary, the Meeting will be adjourned to Closed Session to discuss items on the agenda listed under "Closed Session." At the conclusion of the Closed Session, the meeting will reconvene to "Open Session."

CALL TO ORDER, ROLL CALL AND PLEDGE OF ALLEGIANCE

Public Comment

This is the opportunity for the public to comment on non-agenda items within the subject matter jurisdiction. Comments are limited to three (3) minutes.

Page Numbers

1. Proclamations and Announcements

Associate Director Comment

Public Comment

2. Consent Calendar

4-5

(Stefani Phillips, Board Secretary and Patrick Lee, Treasurer)

- | | |
|---|-------------|
| a. Minutes of Regular Meeting of September 16, 2025 | 6-8 |
| b. Accounts Payable Check History – September 2025 | 9-23 |
| c. Board and Employee Expense/Reimbursements – September 2025 | 24 |
| d. Active Accounts – September 2025 | 25 |
| e. Bond Covenant Status for FY 2025-26 – September 2025 | 26 |
| f. CASH - Detail Schedule of Investments – September 2025 | 27 |
| g. Consultants Expenses – September 2025 | 28 |
| h. Major Capital Improvement Projects – September 2025 | 29 |

Associate Director Comment

Public Comment

**Recommended Action/Information: Approve Florin Resource Conservation District
Consent Calendar items a – h.**

- 3. Elk Grove Water District Fiscal Year 2025-26 Quarterly Operating Budget Status Report** 30-37
(Patrick Lee, Finance Manager/Treasurer)

Associate Director Comment

Public Comment

Recommended Action/Information: Information only.

- 4. Elk Grove Water District Fiscal Year 2025-26 Quarterly Capital Reserve Status Report** 38-41
(Patrick Lee, Finance Manager/Treasurer)

Associate Director Comment

Public Comment

Recommended Action/Information: Information only.

- 5. Election of Sacramento Local Agency Formation Commission Special District Representative** 42-47
(Stefani Phillips, Board Secretary)

Associate Director Comment

Public Comment

Recommended Action/Information: Elect Sacramento Local Agency Formation representatives:

1. One (1) Board member to serve as a Special District Representative for a four-year term; and
2. One (1) Board member to serve as a Special District Representative for a two-year term; and
3. One (1) Board member to serve as an Alternate Special District Representative for a four-year term.

- 6. Legislative Matters and Potential Direction to Staff** 48-51
(Travis Franklin, Program Manager)

Associate Director Comment

Public Comment

Recommended Action/Information: Information only.

7. Sacramento Regional Water Bank Update

(Bruce Kamilos, General Manager)

Associate Director Comment

Public Comment

Recommended Action/Information: Information only.

8. General Manager's Report

(Bruce Kamilos, General Manager)

70-71

Associate Director Comment

Public Comment

Recommended Action/Information: Information only.

9. Elk Grove Water District Operations Report – September 2025

(Bruce Kamilos, General Manager)

72-127

Associate Director Comment

Public Comment

Recommended Action/Information: Information only.

10. Directors Comments

Adjourn to Regular Meeting – November 18, 2025

October 21, 2025

TO: Chair and Directors of the Florin Resource Conservation District

FROM: Stefani Phillips, Board Secretary and Patrick Lee, Treasurer

SUBJECT: **CONSENT CALENDAR**

RECOMMENDATION

It is recommended that the Florin Resource Conservation District Board of Directors approve Florin Resource Conservation District Consent Calendar items a – h.

SUMMARY

Consent Calendar items a – h are standing items on the Regular Board Meeting agenda.

By this action, the Florin Resource Conservation District (FRCD) Board of Directors will approve FRCD Consent Calendar items a – h.

DISCUSSION

Background

Consent Calendar items are standing items on the Regular Board Meeting agenda.

Present Situation

Consent Calendar items a – h are standing items on the Regular Board Meeting agenda.

ENVIRONMENTAL CONSIDERATIONS

There are no direct environmental considerations associated with this report.

STRATEGIC PLAN CONFORMITY

This item conforms to the FRCD/Elk Grove Water District 2025-2030 Strategic Plan. The monthly Consent Calendar report provides transparency, which aligns with Goal No. 1 - Governance, of the Strategic Plan 2025-2030.

October 21, 2025

CONSENT CALENDAR

Page 2

FINANCIAL SUMMARY

There is no financial impact associated with this report.

Respectfully submitted,



STEFANI PHILLIPS
BOARD SECRETARY

And



PATRICK LEE
TREASURER

Attachments

**MINUTES OF THE REGULAR MEETING OF THE
FLORIN RESOURCE CONSERVATION DISTRICT
BOARD OF DIRECTORS**

Tuesday, September 16, 2025

The regular meeting of the Florin Resource Conservation District Board of Directors was called to order at 6:30 p.m. by Chair Tom Nelson at 9829 Waterman Road, Elk Grove, CA.

Call to Order, Roll Call, and Pledge of Allegiance.

Directors Present:	Joshua Green, Paul Lindsay, Lisa Medina, Elliot Mulberg, Tom Nelson
Directors Absent:	None
Staff Present:	Bruce Kamilos, General Manager; Patrick Lee, Finance Manager/ Treasurer; Stefani Phillips, Human Resources Administrator/Board Secretary; Donella Murillo, Finance Supervisor; Travis Franklin, Program Manager; Ben Voelz, Associate Engineer; Amber Kavert, Human Resources Technician
Staff Absent:	None
Associate Directors Present:	Robert Stresak, Kim Martin
Associate Directors Absent:	None
General Counsel Present:	Gavin Ralphs, BKS Law
General Counsel Absent:	Josh Horowitz, BKS Law

Public Comment

Nothing to report.

1. Proclamations and Announcements

General Manager Bruce Kamilos introduced General Counsel Gavin Ralphs from BKS Law to the Florin Resource Conservation District Board of Directors (Board) and explained he would be filling in for General Counsel Josh Horowitz this meeting.

2. Consent Calendar

- a. Minutes of Regular Board Meeting of August 19, 2025
- b. Accounts Payable Check History – August 2025
- c. Board and Employee Expense/Reimbursements – August 2025
- d. Active Accounts – August 2025
- e. Bond Covenant Status for FY 2025-26 – August 2025
- f. CASH - Detail Schedule of Investments– August 2025
- g. Consultants Expenses – August 2025
- h. Major Capital Improvement Projects – August 2025

Items b and h were pulled for questions. Staff answered the questions.

MSC (Lindsay/Medina) to approve Florin Resource Conservation District Consent Calendar items a-h with amendments. 5/0: Ayes: Nelson, Green, Lindsay, Medina and Mulberg.

3. Year to Date Revenues and Expenses Compared to Budget – August 2025

Finance Manager Patrick Lee presented the item to the Board.

There was a discussion on the new format for the Year-to-Date Revenues and Expenses Compared to Budget report. Mr. Kamilos mentioned staff will work on changing the format of the report.

4. Public Hearing – Public Health Goal Report

Program Manager Travis Franklin presented the item to the Board.

The California Health and Safety Code requires that public water systems serving more than 10,000 service connections prepare a written report every three (3) years that documents detections of any constituents in drinking water that exceed a public health goal (PHG). To satisfy this requirement, the Elk Grove Water District (EGWD) completed a report titled “2025 Report on Water Quality Relative to Public Health Goals,” otherwise referred to as Public Health Goals Report. State law requires that a public hearing be held to receive public comments regarding the Public Health Goals Report before the report is presented for adoption by the Board. The public hearing must be noticed in an adjudicated newspaper of general circulation with a publication date at least 10 days prior to the date of the hearing. EGWD noticed the public hearing in the Elk Grove Citizen and made the report available to the public on September 5, 2025.

For the EGWD drinking water system, the constituents detected that exceeded PHG levels are arsenic, gross alpha, radium-226, radium-228, hex chromium and uranium. Table 1 on page 3 of the Public Health Goals Report lists these constituents and the levels at which they occurred. It is explicitly noted that each of these drinking water constituents is below the maximum contaminant level set by state law, and that EGWD’s drinking water system is fully compliant with state law.

Associate Director Robert Stresak asked about radium, to which Director Elliot Mulberg informed him it is the natural decay of uranium.

Chair Tom Nelson opened the public hearing.

There were no comments.

Chair Nelson closed the public hearing.

MSC (Green/Mulberg) to 1. Hold a public hearing to receive public comment regarding the proposed acceptance of the “2025 Report on Water Quality Relative to Public Health Goals”; and 2. Accept the report pending public comments. 5/0: Ayes: Nelson, Green, Lindsay, Medina and Mulberg.

5. Renew Small Utility Enterprise License Agreement for ESRI GIS Software

Associate Engineer Ben Voelz presented the item to the Board.

The Small Utility Enterprise License Agreement (Agreement) that EGWD has with ESRI is nearing the end of its current three-year term. The District uses ESRI software to create GIS maps and store critical asset information related to its water system. ESRI’s Small Utility Enterprise License allows this information and maps to be available to any District employee using a computer or mobile device connected to the internet. On September 25, 2025, the current Agreement will expire and the District will lose the ability for its employees to access its GIS maps and information from online computers and mobile devices. Staff recommended that the Board authorize the General Manager to execute a three-year Agreement with ERSI in the amount of \$90,600. Over the three (3) year period, the annual software subscription cost to the District will be \$30,200.

Director Lindsay asked why this item was not brought to the last board meeting with the agreement expiring this month. Mr. Voelz explained the invoice was just provided this month.

MSC (Lindsay/Medina) to authorize the General Manager to execute an agreement in the amount of \$90,600 to renew the Small Utility Enterprise License Agreement with ESRI for another three-year term. 5/0: Ayes: Nelson, Green, Lindsay, Medina and Mulberg.

6. Backflow and Cross-Connection Control Ordinance

Mr. Kamilos presented the item to the Board.

The State Water Resources Control Board (State Water Board) adopted the Cross-Connection Control Policy Handbook (CCCPH) effective July 1, 2024, replacing Title 17 regulations. EGWD submitted its required Cross-Connection Control Program (CCCP) on August 21, 2025, which the State Water Board approved on September 5, 2025. To align with the CCCPH, staff recommended adopting Ordinance No. 09.16.25.01, which repeals and replaces Ordinance No. 02.15.22.01 and updates the District's backflow and cross-connection control regulations.

There was a discussion on the backflow devices in regard to failed tests and the process that follows.

MSC (Lindsay/Mulberg) to adopt Ordinance No. 09.16.25.01, repealing and replacing Ordinance No. 02.15.22.01 and updating backflow and cross-connection control regulations for the Elk Grove Water District. 5/0: Ayes: Nelson, Green, Lindsay, Medina and Mulberg.

7. Legislative Matters and Potential Direction to Staff

Program Manager Travis Franklin provided an update to the Board.

8. General Manager's Report

Mr. Kamilos presented the General Manager's Report to the Board before turning it over to staff to provide information on the items presented in the report.

9. Elk Grove Water District Operations Report – August 2025

Mr. Kamilos provided the EGWD Operations Report for August 2025.

As a follow up to the odor sample issue the District was having, there have been no issues with the samples using the new lab, Alpha, over the past three (3) months. The District will continue with monthly sampling and in the future ask the State Water Board to reduce the requirement of monthly sampling back to quarterly sampling.

The District will be pausing the hydrant and valve exercising program for a few months to catch up on leaks but will maintain commitment to the Consumnes Special District Fire to inspect every hydrant once per year by catching up later in the year.

Mr. Kamilos mentioned he will be bringing the Sacramento Water Bank (Water Bank) update to the October board meeting. He mentioned there is a program committee meeting where the Water Bank will be asking the committee to vote on previously banked water, to which he wants to vote "no". The Board supported Mr. Kamilos' stance.

10. Directors Comments

Director Mulberg mentioned that Mr. Kamilos will be speaking at Rotary on October 22, 2025, and welcome all to attend.

Director Paul Lindsay spoke highly about meeting Water Distribution Operator III Chris Phillips, mentioning he was a good representative.

Adjourn to Regular Board Meeting on October 21, 2025.

Respectfully submitted,



Stefani Phillips, Board Secretary

AK/SP

9/1/2025 - 9/30/2025

AP Checks by Date - Detail by Check Date (9/30/2025 8:22 AM)

Check No	Vendor No Invoice No	Vendor Name Description	Check Date Reference	Check Amount
	707028	Medical - PM		2,102.54
	707028	Retirement Benefits		5,571.48
	707028	Dental/Vision/Life - Utility		1,194.86
	707028	Dental/Vision/Life - HR		526.20
				<hr/>
Total for Check Number 63195:				79,564.72
63196	10527	Chicago	09/03/2025	
	1370120101 Aug 25	Clsd Acct - 9316 Boulder River		205.04
				<hr/>
Total for Check Number 63196:				205.04
63197	10258	Coverall North America, Inc	09/03/2025	
	1000304594	Janitorial ADMIN		1,050.00
				<hr/>
Total for Check Number 63197:				1,050.00
63198	10053	DB Constructional Landscape	09/03/2025	
	September 2025	Maintenance Wells		3,360.00
				<hr/>
Total for Check Number 63198:				3,360.00
63199	10528	First American Title Company	09/03/2025	
	1830880104 Aug 25	Clsd Acct - 8843 Wheelton Rd		52.22
				<hr/>
Total for Check Number 63199:				52.22
63200	10529	Julie Solorzano	09/03/2025	
	1601210200 Aug 25	Clsd Acct - 9587 Sage Ranch Ct		132.72
				<hr/>
Total for Check Number 63200:				132.72
63201	10332	NTS	09/03/2025	
	1125505	Material - CIP WMRP		27.17
	1125840	Rental Equipment - CIP WMRP		175.00
				<hr/>
Total for Check Number 63201:				202.17
63202	10126	Pace Supply Corp	09/03/2025	
	0610662273-1	Tools - Dist		43.96
	0610713510-1	Materials - CIP WMRP		4,594.92
				<hr/>
Total for Check Number 63202:				4,638.88
63203	10144	Republic Services #922	09/03/2025	
	0922-009701619	Waste, Recycle, and Organics ADMIN		655.98
				<hr/>
Total for Check Number 63203:				655.98
63204	10161	SMUD	09/03/2025	
	6860502 Aug 25	9829 Waterman Rd		959.36
				<hr/>
Total for Check Number 63204:				959.36
63205	10163	Solutions by BG Inc.	09/03/2025	
	2329	Contracted Services - IT		10,855.20
				<hr/>
Total for Check Number 63205:				10,855.20
63206	10384	Super Clean Solutions, LLC	09/03/2025	
	1373	Floor Cleaning ADMIN		587.50

Check No	Vendor No Invoice No	Vendor Name Description	Check Date Reference	Check Amount
Total for Check Number 63206:				587.50
63207	10170	Teichert Aggregates	09/03/2025	
	10705812	Materials - CIP WMRP		1,226.72
	10754377	Materials - CIP WMRP		672.35
Total for Check Number 63207:				1,899.07
63208	10174	The Sign Center	09/03/2025	
	53552	Graphic Truck #504		189.36
Total for Check Number 63208:				189.36
63209	10178	Trench & Traffic Supply	09/03/2025	
	TT085339-005	Equipment Rental - CIP WMRP		1,163.70
Total for Check Number 63209:				1,163.70
ACH	10019	CalPERS	09/03/2025	
		PR Batch 00001.09.2025 Roth Flat	PR Batch 00001.09.2025 Rotl	325.00
		PR Batch 00001.09.2025 PERS	PR Batch 00001.09.2025 PER	4,937.90
		PR Batch 00001.09.2025 PERS	PR Batch 00001.09.2025 PER	9,266.48
		PR Batch 00001.09.2025 457 Flat	PR Batch 00001.09.2025 457	7,746.05
		PR Batch 00001.09.2025 PERS	PR Batch 00001.09.2025 PER	4,320.02
		PR Batch 00001.09.2025 PERS	PR Batch 00001.09.2025 PER	4,807.64
		PR Batch 00001.09.2025 457 Loan Payment	PR Batch 00001.09.2025 457	2,057.78
		PR Batch 00001.09.2025 457 Percent	PR Batch 00001.09.2025 457	1,100.33
Total for this ACH Check for Vendor 10019:				34,561.20
ACH	10060	EDD	09/03/2025	
		PR Batch 00001.09.2025 SDI	PR Batch 00001.09.2025 SDI	1,664.87
		PR Batch 00001.09.2025 State Income Tax	PR Batch 00001.09.2025 Stat	5,151.80
Total for this ACH Check for Vendor 10060:				6,816.67
ACH	10090	Internal Revenue Service	09/03/2025	
		PR Batch 00001.09.2025 Medicare Employer Po	PR Batch 00001.09.2025 Med	1,992.05
		PR Batch 00001.09.2025 Federal Income Tax	PR Batch 00001.09.2025 Fed	14,204.13
		PR Batch 00001.09.2025 Medicare Employee Pc	PR Batch 00001.09.2025 Med	2,054.72
Total for this ACH Check for Vendor 10090:				18,250.90
ACH	10509	BRI	09/03/2025	
		PR Batch 00001.09.2025 Health Savings Accour	PR Batch 00001.09.2025 Hea	1,451.52
Total for this ACH Check for Vendor 10509:				1,451.52
ACH	10019	CalPERS	09/03/2025	
		PR Batch 00002.09.2025 1959 Survivor	PR Batch 00002.09.2025 195	26.04
Total for this ACH Check for Vendor 10019:				26.04
ACH	10019	CalPERS	09/03/2025	
		PR Batch 00003.09.2025 ER Paid EE PERS	PR Batch 00003.09.2025 ER 1	719.98
Total for this ACH Check for Vendor 10019:				719.98
Total for 9/3/2025:				167,915.83

Check No	Vendor No Invoice No	Vendor Name Description	Check Date Reference	Check Amount
63210	10003 12411610	Air Works Inc HVAC Preventative Maintenance ADMIN	09/10/2025	512.00
Total for Check Number 63210:				512.00
63211	10455 5094450	Alpha Analytical Laboratories, Inc Sampling	09/10/2025	50.00
Total for Check Number 63211:				50.00
63212	10005 1CQK-LH6G-DTHH 1PXT-N73R-9NCV 1Q1j-NKGL-CTXM 1QFX-94XL-F4VF 1YMN-NFRW-JM7F	Amazon Capital Services Supplies - ADMIN Supplies - ADMIN Supplies - Treatment Supplies - Treatment Supplies - Treatment	09/10/2025	38.46 34.77 230.41 218.94 550.17
Total for Check Number 63212:				1,072.75
63213	10535 0811240000 Sept 25	Anthony Pacheco Clsd Acct Refund 9859 Falcon Meadow Dr.	09/10/2025	27.73
Total for Check Number 63213:				27.73
63214	10454 147460	Area Portable Services, Inc Facilities Rental - Utility	09/10/2025	633.77
Total for Check Number 63214:				633.77
63215	10012 22450815	Bay Alarm Company Security Alarm - ADMIN 10/01/25 -12/31/2025	09/10/2025	599.49
Total for Check Number 63215:				599.49
63216	10014 SI04679 SI04682 SI05041 SI05042 SI05043	BSK Associates Sampling Sampling Sampling Sampling Sampling	09/10/2025	228.00 52.00 71.00 71.00 71.00
Total for Check Number 63216:				493.00
63217	10022 August 2025 August 2025	Card Services Materials - Utility Monthly Fee's - CHATGPT	09/10/2025	164.04 20.00
Total for Check Number 63217:				184.04
63218	10023 August 2025 August 2025 August 2025 August 2025	Card Services Tools - Treatment Materials - Treatment Monthly Fee's - CHATGPT Certification Renewal - Cross Connection Aaror	09/10/2025	117.25 225.56 20.00 135.00
Total for Check Number 63218:				497.81
63219	10024 August 2025 August 2025 August 2025 August 2025	Card Services Working Lunches 2025 ACWA Registration - Bruce and Tom 2025 CSDA Conference Elliot - Hotel Monthly Fee's - Adobe, Zoom and CHATGPT	09/10/2025	109.61 1,998.00 385.88 57.36

Check No	Vendor No Invoice No	Vendor Name Description	Check Date Reference	Check Amount
Total for Check Number 63219:				2,550.85
63220	10025 August 2025	Card Services Monthly Fee's - CHATGPT	09/10/2025	40.00
Total for Check Number 63220:				40.00
63221	10026 August 2025 August 2025 August 2025	Card Services Automotive Supplies - Utility Materials - Utility Materials - Utility	09/10/2025	178.88 434.45 541.58
Total for Check Number 63221:				1,154.91
63222	10028 August 2025 August 2025	Card Services Monthly Web Fee's IVR, CHATGPT, Amazon W GFOA Membership Dues	09/10/2025	50.65 250.00
Total for Check Number 63222:				300.65
63223	10029 August 2025 August 2025	Card Services Monthly Fee's - CHATGPT Materials - Distribution	09/10/2025	20.00 77.40
Total for Check Number 63223:				97.40
63224	10030 August 2025 August 2025 August 2025 August 2025	Card Services Office Materials Office Materials Employee Recognitions CHATGPT	09/10/2025	43.49 17.26 25.27 20.00
Total for Check Number 63224:				106.02
63225	10031 August 2025 August 2025 August 2025 August 2025	Card Services Supplies Outreach Festival Material Fall ACWA Conference CHATGPT	09/10/2025	8.96 2,756.82 999.00 20.00
Total for Check Number 63225:				3,784.78
63226	10418 August 2025	Card Services Materials - Treatment	09/10/2025	67.81
Total for Check Number 63226:				67.81
63227	10243 0070050000 Sept 25	Chicago Title Company Clsd Acct Refund 9660 La Nuez Dr.	09/10/2025	143.07
Total for Check Number 63227:				143.07
63228	10490 0120310000 Sept 25	Chicago Title Company Clsd Acct Refund 9432 Acapulco Wy	09/10/2025	94.24
Total for Check Number 63228:				94.24
63229	10036 4241453102 4242077107	Cintas OPS Uniforms OPS Uniforms	09/10/2025	182.64 182.64

Check No	Vendor No Invoice No	Vendor Name Description	Check Date Reference	Check Amount
			Total for Check Number 63229:	365.28
63230	10038	City of Elk Grove	09/10/2025	
	PW252345	Encroachment - General District Maintenance		310.13
	PW252346	Encroachment - Lark St. WMRP CIP		4,522.35
			Total for Check Number 63230:	4,832.48
63231	10258	Coverall North America, Inc	09/10/2025	
	1000304581	Janitorial - MOC		499.00
			Total for Check Number 63231:	499.00
63232	10537	Cynthia Martin	09/10/2025	
	1302000001	Clsd Acct Refund 9518 Clarke Farms Dr.		100.00
			Total for Check Number 63232:	100.00
63233	10052	Dataprose LLC	09/10/2025	
	DP2504453	Monthly Billing		3,411.41
	DP2504453	August and September Postage		11,644.42
			Total for Check Number 63233:	15,055.83
63234	10056	DMV	09/10/2025	
	9562190	Pull Notice		23.00
			Total for Check Number 63234:	23.00
63235	10058	Docusign Inc.	09/10/2025	
	111100531054	eSignature Business		3,076.16
			Total for Check Number 63235:	3,076.16
63236	10534	Hope Diana Morse	09/10/2025	
	1670240102 Sept 25	Active Acct Bal over \$300 10113 Sonoma Creek		314.36
			Total for Check Number 63236:	314.36
63237	10086	Iconix Waterworks (US) Inc.	09/10/2025	
	U2516035558	Materials- Distribution		2,120.63
	U2516036171	Materials- Distribution		1,718.25
			Total for Check Number 63237:	3,838.88
63238	10093	Jay's Trucking Service	09/10/2025	
	10044	Contracted Services WMRP CIP		1,770.00
	10045	Dump Fee's WMRP CIP		420.00
	10045	Dump Fee's - Distribution		240.00
	9982	Contracted Services - WMRP CIP		810.00
			Total for Check Number 63238:	3,240.00
63239	10532	JGH LP	09/10/2025	
	0018760201 Sept 25	Active Account Balance over \$300 10039 Elk Gi		322.77
			Total for Check Number 63239:	322.77
63240	10538	John Vance	09/10/2025	
	2025 Overtime True-U	FSLA 2025 Overtime True-Up		0.85

Check No	Vendor No Invoice No	Vendor Name Description	Check Date Reference	Check Amount
Total for Check Number 63240:				0.85
63241	10453 0880140100 Sept 25	Kathleen Eddy Active Account Balance Over \$300 8964 Gate W	09/10/2025	368.97
Total for Check Number 63241:				368.97
63242	10098 13204	Kevin Young Concrete Company Contracted Services - Saw Cut - 8649 Banger Ct	09/10/2025	2,875.00
Total for Check Number 63242:				2,875.00
63243	10101 299794	Lanset America Corp Disaster Recovery	09/10/2025	1,617.99
Total for Check Number 63243:				1,617.99
63244	10105	Liebert Cassidy Whitmore Legal - August 2025	09/10/2025	2,023.00
Total for Check Number 63244:				2,023.00
63245	10321 31228	Messenger Publishing Group PHG Public Notice	09/10/2025	222.75
Total for Check Number 63245:				222.75
63246	10116 CSDA Conferenace Re CSDA Conference Rei	Elliott Mulberg CSDA - Mileage CSDA - Hotel	09/10/2025	252.00 363.19
Total for Check Number 63246:				615.19
63247	10332 1127292 1132425	NTS Safety Equipment - Utility Rental Equipment - WMRP CIP	09/10/2025	1,590.48 175.00
Total for Check Number 63247:				1,765.48
63248	10126 0610740716	Pace Supply Corp Materials - WMRP CIP	09/10/2025	946.00
Total for Check Number 63248:				946.00
63249	10130 3413575	Pest Control Center Inc Pest Prevention - MOC	09/10/2025	84.00
Total for Check Number 63249:				84.00
63250	10137 August 2025	Purchase Power Postage Equipment ADMIN	09/10/2025	541.99
Total for Check Number 63250:				541.99
63251	10533 1434310100 Sept 25	Quynh Crotty Clsd Acct Refund 9450 Sierra River Dr.	09/10/2025	37.85
Total for Check Number 63251:				37.85
63252	10144 0922-009715349	Republic Services #922 Waste, Recycle,and Organics - MOC	09/10/2025	2,504.28

Check No	Vendor No Invoice No	Vendor Name Description	Check Date Reference	Check Amount
Total for Check Number 63252:				2,504.28
63253	10536 0040120206	RNB Property Management Elk Grove Clsd Acct Refund 9138 Plaza Park Dr.	09/10/2025	116.01
Total for Check Number 63253:				116.01
63254	10145 28112	Rooco Rents Materials - WMRP CIP	09/10/2025	2,767.55
Total for Check Number 63254:				2,767.55
63255	10150 July 2025 5000589166	Sacramento County Utilities Sewage Collection - Hampton/Railroad	09/10/2025	2,868.40
Total for Check Number 63255:				2,868.40
63256	10158 2025 Overtime True-U	Steve Shaw FSLA 2025 Overtime True-Up	09/10/2025	1.59
Total for Check Number 63256:				1.59
63257	10161 1202265 August 2025	SMUD Electricity - 10113 Hampton Oak Dr.	09/10/2025	9,074.55
Total for Check Number 63257:				9,074.55
63258	10161 185955 August 2025	SMUD Electricity - Ranch Park/Kelsey Dr.	09/10/2025	3,393.50
Total for Check Number 63258:				3,393.50
63259	10161 2839116 August 2025	SMUD Electricity - 9818 Dino Dr.	09/10/2025	12,874.91
Total for Check Number 63259:				12,874.91
63260	10161 2933501 August 2025	SMUD Electricity - 9718 Railroad St.	09/10/2025	21,382.84
Total for Check Number 63260:				21,382.84
63261	10161 3548843 August 2025	SMUD Electricity - 9085 Elk Grove Bl.	09/10/2025	1,464.31
Total for Check Number 63261:				1,464.31
63262	10161 3793 August 2025	SMUD Electricity - 8840 Elk Wy.	09/10/2025	40.30
Total for Check Number 63262:				40.30
63263	10161 59633 August 2025	SMUD Electricity - 9205 Meadow Grove Dr.	09/10/2025	9,578.52
Total for Check Number 63263:				9,578.52
63264	10161 6034535 August 2025	SMUD Electricity - 9035 Polhemus Dr.	09/10/2025	2,520.43
Total for Check Number 63264:				2,520.43

Check No	Vendor No Invoice No	Vendor Name Description	Check Date Reference	Check Amount
63265	10531 450816	SOLV Business Materials - Finance	09/10/2025	215.04
Total for Check Number 63265:				215.04
63266	10164 009641 009642	Springbrook Holding Co. LLC Project Management ERP Project Management ERP	09/10/2025	664.40 1,992.10
Total for Check Number 63266:				2,656.50
63267	10176 5035654365	Toshiba Financial Services Copier - ADMIN	09/10/2025	323.88
Total for Check Number 63267:				323.88
63268	10178 TT085339-006 TT085676-005 TT086618-002	Trench & Traffic Supply Rental Equipment - WMRP CIP Rental Equipment - WMRP CIP Rental Equipment - WMRP CIP	09/10/2025	393.29 151.28 403.41
Total for Check Number 63268:				947.98
63269	10392 46785	Ultra Truck Works, Inc Repair & Maintenance Truck #422	09/10/2025	3.25
Total for Check Number 63269:				3.25
Total for 9/10/2025:				127,910.99
63270	10005 1MHY-MLRL-3V4Q 1XXj-JRGG-LPY9	Amazon Capital Services Supplies - Distribution Tools - Distribution	09/17/2025	58.88 571.65
Total for Check Number 63270:				630.53
63271	10009 25-27984	Backflow Technologies Backflow Testing	09/17/2025	2,870.00
Total for Check Number 63271:				2,870.00
63272	10011 P85400862	Batteries Plus Vermeer Vactor - Repairs & Maintenance	09/17/2025	306.51
Total for Check Number 63272:				306.51
63273	10012 22463956 22463956	Bay Alarm Company Monitoring Fire, Camera, Sprinkler System - Wi Camera - ADMIN	09/17/2025	2,406.09 194.85
Total for Check Number 63273:				2,600.94
63274	10221 August 2025	BKS Law Firm, PC Legal - August 2025	09/17/2025	1,774.60
Total for Check Number 63274:				1,774.60
63275	10014 SI04848	BSK Associates Sampling - Treatment	09/17/2025	228.00

Check No	Vendor No Invoice No	Vendor Name Description	Check Date Reference	Check Amount
			Total for Check Number 63275:	228.00
63276	10017 39083	California Steam Vermeer Vactor - Repairs and Maintenance	09/17/2025	311.03
			Total for Check Number 63276:	311.03
63277	10238 28607	Check Processors, Inc Bank Charges - ADMIN	09/17/2025	287.20
			Total for Check Number 63277:	287.20
63278	10243 0424150000 Sept 25	Chicago Title Company Clsd Acct Refund - 8700 Tipton Ct	09/17/2025	219.88
			Total for Check Number 63278:	219.88
63279	10036 4242912442	Cintas OPS - Uniforms	09/17/2025	182.64
			Total for Check Number 63279:	182.64
63280	10040 August 2025 August 2025	Consolidated Communications Phone/Internet - ADMIN/MOC Phone/Internet - ADMIN/MOC	09/17/2025	878.41 878.41
			Total for Check Number 63280:	1,756.82
63281	10046 90451111 90451112 90451113	County of Sacramento Commerical Water Billing - July and August 202 Residential Water Billing - August and July 2025 Construction Water Billing - July and August 2025	09/17/2025	177,412.18 632,618.57 72.15
			Total for Check Number 63281:	810,102.90
63282	10469 0130230000 Sept 25	Fidelity National Title Comany Clsd Acct Refund - 9310 La Diana Ct	09/17/2025	34.84
			Total for Check Number 63282:	34.84
63283	10093 10002 10002 10067	Jay's Trucking Service Dump Fees - Distribution Dump Fees - WMRP CIP Contracted Services - WMRP CIP	09/17/2025	460.00 920.00 2,670.00
			Total for Check Number 63283:	4,050.00
63284	10507 1951033500 Sept 25	KB Homes Sacramento Clsd Acct Refund - 8822 J Sheehan St	09/17/2025	10.71
			Total for Check Number 63284:	10.71
63285	10113 37796 Mendoza S D3	Salvador Mendoza Certification Renewal D3	09/17/2025	90.00
			Total for Check Number 63285:	90.00
63286	10332 1136823	NTS Rental Equipment - WMRP CIP	09/17/2025	111.29
			Total for Check Number 63286:	111.29

Check No	Vendor No Invoice No	Vendor Name Description	Check Date Reference	Check Amount
63287	10126	Pace Supply Corp	09/17/2025	
	0610766753	Materials - Utility		275.86
	0610766781	Materials - Distribution		275.86
	0610770119	Materials - WMRP CIP		1,132.79
	0610772118	Materials - Treatment		399.65
	0610783215	Repairs and Maintenance - Ditch Witch, Vermee:		52.65
Total for Check Number 63287:				2,136.81
63288	10127	Pacific Gas & Electric Company	09/17/2025	
	August 2025	Gas - ADMIN		33.83
Total for Check Number 63288:				33.83
63289	10131	Petty Cash	09/17/2025	
	DMV	Registration - Treatment		37.00
	Notary Services	Notary		45.00
Total for Check Number 63289:				82.00
63290	10350	Preferred Alliance, Inc	09/17/2025	
	0206274	Drug Testing		70.00
Total for Check Number 63290:				70.00
63291	10144	Republic Services #922	09/17/2025	
	0922-009773851	Storm Drain Utility Fee		321.10
Total for Check Number 63291:				321.10
63292	10145	Rooco Rents	09/17/2025	
	28141	Materials - WMRP CIP		2,619.88
	28153	Materials - WMRP CIP		138.66
Total for Check Number 63292:				2,758.54
63293	10148	SAC Ice	09/17/2025	
	12914090925	Repairs and Maintenance ADMIN - Ice Machine		527.68
Total for Check Number 63293:				527.68
63294	10159	Sierra Chemical Company	09/17/2025	
	158059	Chemicals - Treatment		3,009.60
Total for Check Number 63294:				3,009.60
63295	10160	Sierra Office Supplies	09/17/2025	
	3990180-0	Supplies - ADMIN		37.78
	3990545-0	Supplies - ADMIN		86.09
Total for Check Number 63295:				123.87
63296	10377	Software One, Inc	09/17/2025	
	US-PSI-1586989	CISCO Umbrella Software - ADMIN		852.40
	US-PSI-1586989	CISCO Umbrella Software - MOC		852.40
Total for Check Number 63296:				1,704.80
63297	10163	Solutions by BG Inc.	09/17/2025	
	2332	Tech Support/ Daily Tasks		10,996.55
Total for Check Number 63297:				10,996.55

Check No	Vendor No Invoice No	Vendor Name Description	Check Date Reference	Check Amount
63298	10164 009909	Springbrook Holding Co. LLC ERP Implementation	09/17/2025	5,638.60
Total for Check Number 63298:				5,638.60
63299	10170 10756913 10758689	Teichert Aggregates Materials - WMRP CIP Materials - WMRP CIP	09/17/2025	1,283.44 645.55
Total for Check Number 63299:				1,928.99
63300	10445 1949100001 Sept 25	Title Forward of California, Inc Clsd Acct Refund - 9535 Sauterne Way	09/17/2025	11.24
Total for Check Number 63300:				11.24
63301	10392 46782	Ultra Truck Works, Inc Truck #422 and Truck #401 - Hitches	09/17/2025	706.88
Total for Check Number 63301:				706.88
63302	10189 6122158953	Verizon Wireless July and August Billing	09/17/2025	1,276.45
Total for Check Number 63302:				1,276.45
ACH	10019	CalPERS PR Batch 00002.09.2025 1959 Survivor PR Batch 00002.09.2025 457 Loan Payment PR Batch 00002.09.2025 PERS PR Batch 00002.09.2025 ER Paid EE PERS PR Batch 00002.09.2025 PERS PR Batch 00002.09.2025 PERS PR Batch 00002.09.2025 PERS PR Batch 00002.09.2025 457 Percent PR Batch 00002.09.2025 Roth Flat PR Batch 00004.09.2025 PERS PR Batch 00002.09.2025 PERS PR Batch 00002.09.2025 457 Flat	09/17/2025 PR Batch 00002.09.2025 1959 PR Batch 00002.09.2025 457 PR Batch 00002.09.2025 PER PR Batch 00002.09.2025 ER 1 PR Batch 00002.09.2025 PER PR Batch 00002.09.2025 PER PR Batch 00002.09.2025 457 PR Batch 00002.09.2025 Roth PR Batch 00004.09.2025 PER PR Batch 00002.09.2025 PER PR Batch 00002.09.2025 457	26.04 2,163.28 4,320.02 719.98 4,342.73 4,460.40 1,100.33 325.00 -719.98 8,546.50 7,746.05
Total for this ACH Check for Vendor 10019:				33,030.35
ACH	10060	EDD PR Batch 00002.09.2025 State Income Tax PR Batch 00002.09.2025 SDI	09/17/2025 PR Batch 00002.09.2025 Stat PR Batch 00002.09.2025 SDI	5,692.65 1,755.62
Total for this ACH Check for Vendor 10060:				7,448.27
ACH	10090	Internal Revenue Service PR Batch 00002.09.2025 Medicare Employee Pe PR Batch 00002.09.2025 Federal Income Tax PR Batch 00002.09.2025 Medicare Employer Po	09/17/2025 PR Batch 00002.09.2025 Med PR Batch 00002.09.2025 Fed PR Batch 00002.09.2025 Med	2,297.94 15,806.17 2,101.66
Total for this ACH Check for Vendor 10090:				20,205.77
ACH	10509	BRI PR Batch 00002.09.2025 Health Savings Accour	09/17/2025 PR Batch 00002.09.2025 Hea	1,451.52
Total for this ACH Check for Vendor 10509:				1,451.52
Total for 9/17/2025:				919,030.74

Check No	Vendor No Invoice No	Vendor Name Description	Check Date Reference	Check Amount
63303	10002 420969	AFLAC Supplemental Benefits	09/24/2025	927.98
Total for Check Number 63303:				927.98
63304	10539 14239400-03	Amandeep Swatch Clsd Account - 9395 Hambly Cir	09/24/2025	34.97
Total for Check Number 63304:				34.97
63305	10454 150699	Area Portable Services, Inc Bathroom Rental	09/24/2025	633.77
Total for Check Number 63305:				633.77
63306	10008 11138	Auto Solutions By Single Maintenance/Repairs - Treatment	09/24/2025	504.87
Total for Check Number 63306:				504.87
63307	10224 BPI548316	Brenntag Pacific, Inc Chemicals-Treatment	09/24/2025	4,091.17
Total for Check Number 63307:				4,091.17
63308	10014 SI04982 SI04990 SI05034 SI05273 SI05327 SI05328 SI05329 SI05330	BSK Associates Sampling- Treatment Sampling- Treatment Sampling- Treatment Sampling- Treatment Sampling- Treatment Sampling- Treatment Sampling- Treatment Sampling- Treatment	09/24/2025	36.00 228.00 36.00 40.00 71.00 71.00 71.00 71.00
Total for Check Number 63308:				624.00
63309	10415 02205501-03	Chicago Title Co. Clsd Account-9363 Los Torres Dr	09/24/2025	66.91
Total for Check Number 63309:				66.91
63310	10415 16414301-01	Chicago Title Co. Clsd Account-9336 Feather Falls Ct	09/24/2025	68.87
Total for Check Number 63310:				68.87
63311	10036 4243680863	Cintas Uniforms- Ops	09/24/2025	182.64
Total for Check Number 63311:				182.64
63312	10045 FY 2025-2026 SCGA	County of Sacramento FY 2025-26 Annual Fees -	09/24/2025	47,151.00
Total for Check Number 63312:				47,151.00
63313	10496 19510258-00	Elliott Homes Communities LLC Clsd Acct- 9276 Janowicz St	09/24/2025	5.87
Total for Check Number 63313:				5.87
63314	10540	Fidelity National Title	09/24/2025	

Check No	Vendor No Invoice No	Vendor Name Description	Check Date Reference	Check Amount
	06903404-06	Clsd Account-8613 Elk Way		50.48
			Total for Check Number 63314:	50.48
63315	10541 13422301-01	Fidelity National Title Company Clsd Account- 9688 Pasture Rose Ct	09/24/2025	116.85
			Total for Check Number 63315:	116.85
63316	10542 13527601-03	Fidelity National Title Company Clsd Account- 9476 Havenview Way	09/24/2025	266.65
			Total for Check Number 63316:	266.65
63317	10547 1621680100 9/2025	Larry Castro Active Acct- 8855 Garrity Dr	09/24/2025	542.74
			Total for Check Number 63317:	542.74
63318	10544 01304503-00	Laura Sanders Clsd Acct- 9430 Mazatlan Way	09/24/2025	15.75
			Total for Check Number 63318:	15.75
63319	10332 1142368	NTS Equipment Rental -WMRP	09/24/2025	1,215.22
			Total for Check Number 63319:	1,215.22
63320	10125 2585-270481 2585-282920	O'Reilly Auto Parts Maintenance/Repair - Utility Maintenance/Repair - Treatment	09/24/2025	347.36 173.89
			Total for Check Number 63320:	521.25
63321	10126 0610790616	Pace Supply Corp Materials - WMRP	09/24/2025	462.16
			Total for Check Number 63321:	462.16
63322	10543 16414301-01	Richard Thiphavong Clsd Account- 9336 Feather Falls Ct	09/24/2025	149.60
			Total for Check Number 63322:	149.60
63323	10536 00500600-03	RNB Property Management Elk Grove Clsd Acct - 9006 El Patio Ct	09/24/2025	46.00
			Total for Check Number 63323:	46.00
63324	10145 28204 28247	Rooco Rents Materials - WMRP Materials - WMRP	09/24/2025	1,461.34 794.39
			Total for Check Number 63324:	2,255.73
63325	10160 3991437-0 3991440-00	Sierra Office Supplies Supplies - Admin Supplies - Admin	09/24/2025	151.18 20.86
			Total for Check Number 63325:	172.04
63326	10546	Sierra Snake Removal Inc	09/24/2025	

Check No	Vendor No Invoice No	Vendor Name Description	Check Date Reference	Check Amount
	1574	Safety Inspection - Admin Building		750.00
			Total for Check Number 63326:	750.00
63327	10379 711709212025	Southwest Answering Service, Inc Answering Service	09/24/2025	878.87
			Total for Check Number 63327:	878.87
63328	10545 05701701-01	Stewart Title of California, Inc Clsd Acct- 8628 Banff Vista Dr	09/24/2025	266.32
			Total for Check Number 63328:	266.32
63329	10166 EW-1051613	SWRCB CCCP Approval	09/24/2025	316.00
			Total for Check Number 63329:	316.00
63330	10167 OP#43903	SWRCB-DWOCB D3 Renewal - Justin Mello	09/24/2025	90.00
			Total for Check Number 63330:	90.00
63331	10548 1681110100 9/2025	Tien Pham Active Acct - 9660 Apple Mill Dr	09/24/2025	363.83
			Total for Check Number 63331:	363.83
63332	10178 TT083995-010	Trench & Traffic Supply Equipment Rental -WMP	09/24/2025	381.72
			Total for Check Number 63332:	381.72
			Total for 9/24/2025:	63,153.26
			Report Total (151 checks):	1,278,010.82

BOARD AND EMPLOYEE MONTHLY EXPENSE/REIMBURSEMENTS

As of 09/30/2025

INDIVIDUAL	DESCRIPTION	AMOUNT PAID
Travis Franklin	ACWA Fall Conference Registration	\$999.00
Aaron Hewitt	Cross-Connection Specialist Certification Renewal	\$135.00
Bruce Kamilos	ACWA Fall Conference Registration	\$999.00
Elliot Mulberg	CSDA 2025 Annual Conference Reimbursement - Mileage and Hotel	\$615.19
Elliot Mulberg	CSDA 2025 Annual Conference - Hotel	\$385.88
Tom Nelson	ACWA Fall Conference Registration	\$999.00
		\$4,133.07

Active Account Information
As of 09/30/2025

	JULY	AUG	SEPT	OCT	NOV	DEC	JAN	FEB	MAR	APR	MAY	JUNE
Water Accounts:												
Metered												
Residential	12,564	12,556	12,579									
Commercial	356	355	355									
Irrigation	190	189	189									
Fire Service	191	191	191									
Total Accounts	13,301	13,291	13,314	-	-	-	-	-	-	-	-	-

Elk Grove Water District
Active Account Information
FY 2024/2025

	JULY	AUG	SEPT	OCT	NOV	DEC	JAN	FEB	MAR	APR	MAY	JUNE
Water Accounts:												
Metered												
Residential	12,421	12,444	12,441	12,444	12,443	12,445	12,465	12,483	12,518	12,522	12,525	12,552
Commercial	359	360	360	359	358	358	358	356	356	356	354	356
Irrigation	190	191	190	190	190	190	190	190	190	190	190	190
Fire Service	191	192	191	192	191	191	192	191	191	191	191	192
Total Accounts	13,161	13,187	13,182	13,185	13,182	13,184	13,205	13,220	13,255	13,259	13,260	13,290

**Bond Covenant Status
For Fiscal Year 2025-26
As of 09/30/2025**

Operating Revenues:

Charges for Services	\$	5,668,790
-----------------------------	----	-----------

Operating Expenses:

Salaries & Benefits		1,384,944
Seminars, Conventions and Travel		7,376
Office & Operational		362,854
Purchased Water		1,249,530
Outside Services		192,897
Equipment Rent, Taxes, and Utilities		141,637
Total Operating Expenses		3,339,237

Net Operating Income

	\$	2,329,553
--	----	-----------

Annual Interest & Principal Payments		
--------------------------------------	--	--

\$3,941,503	\$	985,376 ⁽¹⁾
-------------	----	------------------------

Debt Service Coverage Ratio, YTD Only:

		2.36
--	--	-------------

Required

		1.15
--	--	-------------

Notes

⁽¹⁾ Reflects budget divided by number of months year to date.
However, first Principal/Interest Payments made in September.
Projected Annual Budget Coverage Ratio is

		1.51
--	--	-------------

CASH - Detail Schedule of Investments
As of 09/30/2025

G/L Account : Fund		Account number / name	Investment Name	Investment Type		Restrictions	Market Value		
HELD BY BOND TRUSTEE:									
1110-000-20	Water	BNY 892744 FRCD 2014A DEBT SERVICE	Dreyfus Inst Treasury	MM Mutual Fund		Restricted	0.00		
1112-000-20	Water	BNY 743850 FRCD 2016A DEBT SERVICE	Dreyfus Inst Treasury	MM Mutual Fund		Restricted	0.00		
						Subtotal	\$ -		
1001-000-20	Water	Cash on Hand				Unrestricted	\$ 300.00		
HELD BY F&M BANK:									
1011-000-20	Water	F&M 08-032017-01 OPERATING ACCOUNT				Unrestricted	932,679.14		
1084-000-20	Water	F&M 08-03201702-31 MONEY MARKET			2.53%	Unrestricted	1,179,943.18		
1031-000-20	Water	F&M 08-032912-01 CREDIT CARD ACCOUNT				Unrestricted	595,524.13		
1061-000-20	Water	F&M 08-032890-01 PAYROLL ACCOUNT				Unrestricted	357,307.62		
1071-000-20	Water	F&M 08-032920-01 DRAFTS ACCOUNT				Unrestricted	157,815.52		
						Subtotal	\$ 3,223,269.59		
INVESTMENTS									
1080-000-20	Water	Office of the Treasurer - Sacramento California	LAIF	Investment Pool	4.26%	Unrestricted	\$ 7,176,461.09		
							-		
1081-000-20	Water	CALTrust Medium Term		Investment	2.05%	Unrestricted	\$ 1,515,930.38		
1082-000-20	Water								
	PURCHASE DATE	CUSIP	ISSUED BY	CALL DATE	MATURITY DATE	% of Portfolio	Current Yield	COST BASIS	MARKET VALUE
	9/30/2016	N/A	US Bank	N/A	N/A	4.60%	4.00%	\$ 189,916.74	\$ 189,916.74
	11/19/2020	3135GA5H0	FNMA	07/10/20 - qrtly	11/25/2025	23.80%	0.580%	\$ 1,000,000.00	994,720.00
	7/29/2021	3133EMT36	Federal Farm Credit Bks	04/15/26 - qrtly	4/15/2026	23.60%	0.880%	\$ 1,000,000.00	984,010.00
	8/11/2025	333ETST5	Federal Farm Credit Bks	8/11/2026 - cont	8/11/2027	24.00%	3.98%	\$ 1,000,000.00	1,000,560.00
	8/8/2025	3130B5K64	Federal Home Loan Bks	noncallable	3/10/2027	24.10%	3.98%	\$ 1,000,000.00	1,004,750.00
								\$ 4,189,916.74	\$ 4,173,956.74
								Total	\$ 16,089,917.80
								Total Restricted	\$ -
								Total Unrestricted	\$ 16,089,917.80
YTM = Yield to Maturity									
qtrly = quarterly									
cont. = continuous									
								Price	Market Value
								\$ -	\$ -
Authorized Signers									
Bruce Kamilos									\$ -
Patrick Lee									
Donella Murillo									
Stefani Phillips									

Consultant Expenses

As of 09/30/2025

Fiscal Retainer Contracts

	Description	Total Contract	Current Month	Paid to date	2025-2026 FY Budget	Percent of year (25%)
BKS Law Firm, PC	Task orders	TBD	\$ 1,775	\$ 1,775		
Liebert Cassidy Whitmore	Task orders	TBD	\$ 2,023	\$ 5,545		
Total				\$ 7,320	\$ 120,000	6.10%
Solutions by BG, Inc.	Task orders		\$ 21,852	\$ 52,239	\$ 220,500	23.69%

Major Contracts

Consultant	Description	Total Contract	Paid to date	2023-2024 FY Budget	Percent of Contract Amount
	PSA		\$ -		#DIV/0!
	PSA		\$ -		#DIV/0!
	PSA		\$ -		#DIV/0!

**Major Capital Improvement Project
Budget vs Actuals
As of 09/30/2025**

Capital Project	Total Project Budget	Total Project Exp to Date	Percent Spent	Capitalized Labor	Fund Type	Project Type	Sept				
							2025-26 Budget	Project Exp	Total YTD ⁽¹⁾	YTD % Spent	% of Project Complete
Eisenbeisz Street Watermain	\$ 412,000	\$ 303,721	73.72%	51,949	R&R	Supply/Distribution	\$ 186,000	\$ 16,273	\$ 77,919	41.89%	90%
EG Florin Frontage Rd	721,000	15,022	2.08%	-	R&R	Supply/Distribution	721,000	-	15,022	2.08%	0%
Meadow Grove Drive Watermain	269,000	93,566	34.78%	25,310	R&R	Supply/Distribution	269,000	49,806	93,566	34.78%	40%
City of EG Streetscape	70,000	-	0.00%	-	R&R	Supply/Distribution	70,000	-	-	0.00%	0%
ERP System	235,986	85,986	36.44%	-	R&R	Building and Site	150,000	-	38,393	25.60%	55%
Truck Replacement	120,000	100,555	83.80%	-	R&R	Building and Site	120,000	-	100,555	83.80%	100%
Vactor Tractor Replacement	175,000	-	0.00%	-	R&R	Building and Site	175,000	-	-	0.00%	0%
PLC - RRWTP Main Panel	800,000	547	0.07%	-	R&R	Treatment	800,000	-	547	0.07%	0%
AMI Project	1,734,000	91,936	5.30%	-	CIP	Supply/Distribution	1,634,000	-	-	0.00%	35%
Brinkman Transmission Main	199,800	24,900	12.46%	-	CIP	Supply/Distribution	150,000	-	-	0.00%	0%
Unforeseen Capital Projects	100,000	-	0.00%	-	-	-	100,000	-	-	0.00% ⁽²⁾	-
Sub-Total	\$ 4,836,786	\$ 716,234	14.81%	\$ 77,259			\$ 4,375,000	\$ 66,078	\$ 326,003	7.45%	

⁽¹⁾ Includes \$77259 in capitalized labor through 09/30/2025

⁽²⁾ Includes unforeseen capital projects, including:

	-
	-
Total \$	-

October 21, 2025

TO: Chair and Directors of the Florin Resource Conservation District

FROM: Patrick Lee, Finance Manager/Treasurer

SUBJECT: **ELK GROVE WATER DISTRICT FISCAL YEAR 2025-26 QUARTERLY
OPERATING BUDGET STATUS REPORT**

RECOMMENDATION

This item is presented for discussion purposes only. No action by the Florin Resource Conservation District Board of Directors is requested at this time.

SUMMARY

Staff is presenting the quarterly budget status report through the first quarter of fiscal year 2025-26. This report is to keep the Florin Resource Conservation District (District) Board of Directors (Board) and the public informed on the financial status of the Elk Grove Water District (EGWD).

DISCUSSION

Background

On June 17, 2025, the Board approved the District's Fiscal Year (FY) 2025-26 Operating Budget. The adopted budget projects total revenues of approximately \$18.5 million and total expenses of approximately \$20.8 million, including appropriations into the District's FY 2025-26 Capital Improvement Program (CIP) reserves of approximately \$4.38 million. The projected expenses in excess of revenues of approximately \$2.35 million will be funded by operating reserves carried over from prior years.

Present Situation

A summary of the EGWD's financial status as of September 30, 2025 (Attachment 1) is provided with this report and a detailed analysis of the changes in each revenue and expenditure category is as follows:

Revenues collected through the first quarter of the fiscal year total \$5,668,765 which is 30.68% of the \$18,477,994 annual budget. The revenues are \$313,469 or 5.85% above the same quarter of the prior year due to a revenue rate increase of 4.50% that went into effect January 1, 2025, an overall increase in consumption through September 2025 and an increase in the number of new accounts in Service Area 2.

ELK GROVE WATER DISTRICT FISCAL YEAR 2025-26 QUARTERLY OPERATING BUDGET STATUS REPORT

Page 2

Total Operational Expenses were \$3,339,237 through the first quarter, which is 25.68% of the annual budget of \$13,005,150. The actual operating expenses were \$72,075 or 2.21% above the same quarter of the prior fiscal year as follows:

Personnel expenditures through the first quarter total \$1,384,944, which is 24.35% of the \$5,686,887 annual budget. The actual expenses were \$114,130 or 8.98% above the same period of the prior fiscal year. The increase is due mainly to payment of the October 2025 medical premiums in September, whereas Q1 of 2024 only reflects the payment of 3 months of medical premiums.

Seminars, Conventions and Travel expenditures total \$7,376, which is 17.38% of the annual budget of \$42,444. The actual expenses were \$4,871 or 194.50% above the same period of the prior fiscal year due mainly to registration for the ACWA Fall 2025 conference in San Diego.

Office and Operational expenditures total \$362,854, which is 20.83% of the annual budget of \$1,742,067. The actual expenses were \$(120,191) or -24.88% below the same period of the prior fiscal year because the District has not yet paid its SCGA dues of \$47,000 and certain software subscription costs which have yet to be billed and paid for.

Estimated Purchased Water costs total \$1,249,530, which is 32.83% of the annual budget of \$3,805,728. The actual expenses were \$55,956 or 4.69% above the same period of the prior fiscal year. The increase is due mainly to a 7% rate increase from SCWA for purchased water and an overall increase in consumption and number of accounts in SA 2 through Q1 of 2025.

Outside Services expenditures total \$192,897, which is 16.82% of the annual budget of \$1,146,580. The actual expenses were \$4,369 or 2.32% above the same period of the prior fiscal year. The increase is due mainly to an increase in banking fees related to the recurring credit card payment option, offset by accounting services for the FY 24-25 financial audit which has yet to be billed and paid for.

Equipment Rent, Taxes and Utilities expenditures total \$141,637, which is 24.36% of the annual budget of \$581,444. The actual expenses were \$12,940 or 10.05% above the same period of the prior fiscal year. The increase is due to the increased electricity costs due to increased pumping activity for the summer months.

**ELK GROVE WATER DISTRICT FISCAL YEAR 2025-26 QUARTERLY OPERATING
BUDGET STATUS REPORT**

Page 3

ENVIRONMENTAL CONSIDERATIONS

There are no direct environmental considerations associated with this report.

STRATEGIC PLAN CONFORMITY

This item conforms to the FRCD/EGWD's 2025-2030 Strategic Plan. Development and adoption of annual budgets that are balanced through cost-saving measures or transfers from operating reserves is specifically identified as an objective in the Fiscal Responsibility section of the Strategic Plan.

FINANCIAL SUMMARY

This report is provided to the Board for information only. There is no financial impact associated with this item at this time. Staff has provided a copy of the September 30, 2025 Quarterly Budget Review (Attachment 2) for the first quarter. The Quarterly Budget Review includes the line-item detail for the expenditure categories for the quarter-to-date for FY 2025-26, as well as the detail for last year's quarter-to-date.

Respectfully submitted,



PATRICK LEE
FINANCE MANAGER/TREASURER

Attachments

Attachment 1

General Ledger
Monthly Consent

User: PLee@egw As of September 30, 2025
Printed: 10/6/2025 8:10:52 AM
Period 01 - 03
Fiscal Year 2026

3/12 = 25.00%

Account	Description	End Bal	Budget	Remaining Budget	% Realized
Revenue					
	Revenues	\$ (5,668,789.91)	\$ (18,477,993.82)	\$ (12,809,203.91)	30.68%
	Total Revenue	5,668,789.91	18,477,993.82	12,809,203.91	30.68%
Expense					
	Salaries & Benefits	1,384,944.12	5,686,886.87	4,301,942.75	24.35%
	Seminars Conventions & Travel	7,375.94	42,444.00	35,068.06	17.38%
	Office & Operational	362,854.18	1,742,067.48	1,379,213.30	20.83%
	Purchased Water	1,249,530.00	3,805,728.20	2,556,198.20	32.83%
	Outside Services	192,896.51	1,146,580.00	953,683.49	16.82%
	Rentals & Leases	4,228.04	23,120.00	18,891.96	18.29%
	Taxes & Utilities	137,408.49	558,324.00	420,915.51	24.61%
	Non-Operational	(108,883.88)	(25,000.00)	83,883.88	435.54%
	Total Expense	\$ 3,230,353.40	\$ 12,980,150.55	\$ 9,749,797.15	24.89%
Revenue Total		\$ 5,668,789.91	\$ 18,477,993.82	\$ 12,809,203.91	30.68%
Expense Total		\$ 3,230,353.40	\$ 12,980,150.55	\$ 9,749,797.15	24.89%
Revenues in Excess of Expenditures		\$ 2,438,436.51	\$ 5,497,843.27	\$ 3,059,406.76	44.35%

Attachment 2

ELK GROVE WATER DISTRICT QUARTERLY BUDGET REVIEW THROUGH SEPTEMBER 30, 2025 FISCAL YEAR 2025-26
--

Account	Description	FY 2025-26 Budget	Y-T-D 9/30/2025	25.00% Percentage	Y-T-D 9/30/2024	Change from prior year
4100	Water Payment Revenues - Residential	\$ 14,950,259	4,339,178	29.02%	\$ 4,426,349	\$ (87,172)
4110	Water Payment Revenues - Commercial	2,897,806	1,137,687	39.26%	785,401	352,286
4120	Water Payment Revenues - Fire Service	297,929	73,469	24.66%	69,718	3,751
4200	Meter Fees/Plan Check/Water Capacity	126,000	38,485	30.54%	11,324	27,161
4201	Backflow Installation	22,500	6,875	30.56%	8,825	(1,950)
4202	Backflow Testing Fee	2,500	4,830	193.20%	3,315	1,515
4204	Failed Backflow Notify Fee	-	25	100.00%	-	25
4300	Fire Protection	-	-	100.00%	156	(156)
4520	Door Hanger Fees	110,000	27,825	25.30%	25,575	2,250
4530	Meter Testing Fee	-	47	0.00%	-	47
4540	New account Fees	20,000	4,740	23.70%	4,200	540
4550	NSF Fees	2,000	385	19.25%	560	(175)
4560	Fees & Penalties	-	11,572	100.00%	8,384	3,188
4570	Shut-off Fees	50,000	23,300	46.60%	14,600	8,700
4575	24 Hour Turn On	-	-	0.00%	-	-
4580	Restoration Fees	-	-	0.00%	-	-
4585	Administration Citations	-	-	0.00%	-	-
4590	Credit Card Fees	-	-	0.00%	-	-
4591	Sac County Release of Lien Fee	-	300	-100.00%	(100)	400
4700	Rental Income	-	-	0.00%	-	-

**ELK GROVE WATER DISTRICT
QUARTERLY BUDGET REVIEW
THROUGH SEPTEMBER 30, 2025
FISCAL YEAR 2025-26**

4900 Customer Refunds	(1,000)	73	-7.26%	(2,987)	3,060
TOTAL GROSS REVENUES	\$ 18,477,994	\$ 5,668,790	30.68%	\$ 5,355,321	\$ 313,469

Account	Description	FY 2025-26 Budget	Y-T-D 9/30/2025	25.00% Percentage	Y-T-D 9/30/2024	Change from prior year
	Salaries & Benefits					
5100	Executive Salary	284,485	56,003	19.69%	55,699	304
5110	Exempt Salaries	789,722	174,982	22.16%	173,033	1,949
5120	Non-Exempt Salaries	2,285,963	464,666	20.33%	481,208	(16,542)
5130	Overtime Compensation	106,000	18,551	17.50%	9,305	9,246
5140	On Call Pay	31,025	7,140	23.01%	7,055	85
5150	Holiday Pay	177,902	31,605	17.77%	35,872	(4,267)
5160	Vacation Pay	206,715	52,714	25.50%	60,495	(7,781)
5170	Personal Time Pay	142,322	48,210	33.87%	40,205	8,005
5200	Medical Benefits	746,007	292,945	39.27%	230,957	61,988
5195	EAP	880	357	40.58%	298	60
5201	EGWD Contribution H.S.A	29,850	-	0.00%	-	-
5210	Dental/Vision/Life Insurance	59,432	24,694	41.55%	20,611	4,083
5220	Retirement Benefits	444,327	152,524	34.33%	111,167	41,357
5225	Retirement Benefits - Post Employment	209,131	43,244	20.68%	33,018	10,226
5230	Medical Tax, Social Security and SUI	74,447	12,258	16.46%	11,241	1,017
5240	Worker's Compensation Insurance	69,779	-	0.00%	-	-
5250	Education Assistance	2,500	-	0.00%	-	-
5260	Employee Training	20,500	3,494	17.05%	70	3,424
5270	Employee Recognition	5,400	1,556	28.82%	579	977
5280	Meetings	500.00	-	0.00%	-	-
	Category Subtotal	5,686,887	1,384,944	24.35%	1,270,814	114,130

Account	Description					
	Seminars, Conventions and Travel					
5300	Airfare	4,150	-	0.00%	276	(276)
5310	Hotels	14,100	1,881	13.34%	-	1,881
5320	Meals	6,416	206	3.21%	229	(22)
5330	Auto Rental	450	-	0.00%	-	-
5340	Seminars & Conferences	9,335	3,887	41.64%	775	3,112
5350	Mileage Reimbursement, Parking, Tolls	1,993	252	12.64%	-	252

**ELK GROVE WATER DISTRICT
QUARTERLY BUDGET REVIEW
THROUGH SEPTEMBER 30, 2025
FISCAL YEAR 2025-26**

5375 Auto Allowance	6,000	1,150	19.17%	1,225	(75)
Category Subtotal	42,444	7,376	17.38%	2,505	4,871

Account	Description	FY 2025-26 Budget	Y-T-D 9/30/2025	25.00% Percentage	Y-T-D 9/30/2024	Change from prior year
	Office & Operational					
5410	Advertising	17,700	366	2.07%	145	221
5415	Association Dues	155,932	48,044	30.81%	93,152	(45,108)
5420	Insurance	196,000	68,898	35.15%	73,083	(4,185)
5425	Licenses, Certifications, Fees	5,635	1,474	26.16%	655	819
5430	Repairs & Maintenance - Automotive	53,500	11,520	21.53%	12,180	(660)
5432	Repairs & Maintenance - Building	96,768	16,764	17.32%	12,346	4,418
5434	Repairs & Maintenance - Computers	29,625	10,603	35.79%	3,621	6,981
5435	Repairs & Maintenance - Equipment	120,500	9,966	8.27%	31,647	(21,681)
5438	Fuel	56,720	7,050	12.43%	11,345	(4,294)
5440	Materials	155,000	24,724	15.95%	33,699	(8,976)
5445	Chemicals	65,000	15,649	24.08%	24,001	(8,352)
5450	Meter Repairs	220,000	58,304	26.50%	61,982	(3,679)
5453	Permits	105,000	11,558	11.01%	12,019	(461)
5455	Postage	89,775	20,170	22.47%	19,248	922
5460	Printing	21,083	4,334	20.56%	6,477	(2,144)
5465	Safety Equipment	18,000	2,215	12.30%	6,689	(4,475)
5470	Software Programs & Updates	203,009	27,341	13.47%	65,555	(38,214)
5475	Supplies	28,020	5,808	20.73%	3,771	2,036
5480	Telephone	36,600	6,547	17.89%	3,863	2,684
5485	Tools	35,500	6,574	18.52%	5,566	1,007
5490	Clothing Allowance	7,700	-	0.00%	-	-
5491	EGWD-Other Clothing	15,000	2,192	14.61%	2,001	191
5493	Water Conservation Materials	10,000	2,757	27.57%	-	2,757
	Category Subtotal	1,742,067	362,854	20.83%	483,045	(120,191)

**ELK GROVE WATER DISTRICT
QUARTERLY BUDGET REVIEW
THROUGH SEPTEMBER 30, 2025
FISCAL YEAR 2025-26**

Account Description					
5495 Purchased Water	3,805,728	1,249,530	32.83%	1,193,574	55,956

Account Description	FY 2025-26 Budget	Y-T-D 9/30/2025	25.00% Percentage	Y-T-D 9/30/2024	Change from prior year
Outside Services					
5505 Administration Services	5,600	373	6.66%	304	69
5510 Bank Charges	289,800	79,450	27.42%	63,764	15,686
5515 Billing Services	25,700	5,262	20.47%	4,852	410
5520 Contracted Services	522,860	75,673	14.47%	80,397	(4,725)
5525 Accounting Services	37,000	-	0.00%	11,779	(11,779)
5530 Engineering	15,000	-	0.00%	1,192	(1,192)
5535 Legal Services	120,000	4,077	3.40%	3,999	78
5540 Financial Consultants	-	-	0.00%	-	-
5545 Community Relations	2,000	300	15.00%	-	300
5550 Pre-employment	1,000	-	0.00%	-	-
5552 Misc. Medical	3,000	293	9.77%	-	293
5555 Janitorial	20,200	5,235	25.91%	4,905	330
5560 Bond Administration	6,800	4,420	65.00%	3,670	750
5570 Security	37,620	11,698	31.09%	8,810	2,888
5575 Sampling	60,000	6,117	10.20%	4,857	1,260
9950 Election Costs	-	-	0.00%	-	-
Category Subtotal	1,146,580	192,897	16.82%	188,528	4,369

Account Description	FY 2025-26 Budget	Y-T-D 9/30/2025	25.00% Percentage	Y-T-D 9/30/2024	Change from prior year
Equipment Rent, Taxes and Utilities					
5620 Equipment Rental	23,120	4,228	18.29%	3,539	689
5710 Property Taxes	2,800	-	0.00%	-	-
5740 Electricity	496,124	123,074	24.81%	114,716	8,357
5750 Natural Gas	6,000	68	1.13%	31	37
5760 Sewer and Garbage	53,400	14,267	26.72%	10,410	3,857
Category Subtotal	581,444	141,637	24.36%	128,697	12,940
Total Operational Expenses	13,005,150	3,339,237	25.68%	3,267,163	72,075

October 21, 2025

TO: Chair and Directors of the Florin Resource Conservation District

FROM: Patrick Lee, Finance Manager/Treasurer

SUBJECT: **ELK GROVE WATER DISTRICT FISCAL YEAR 2025-26 QUARTERLY CAPITAL RESERVE STATUS REPORT**

RECOMMENDATION

This item is presented for discussion purposes only. No action by the Florin Resource Conservation District Board of Directors is requested at this time.

SUMMARY

On June 16, 2020, the Florin Resource Conservation District (District) Board of Directors (Board) adopted the District's Reserve and Capital Investments Policy (Policy), establishing the funding levels for each of the District's respective reserve funds. Per the Policy, the District's unrestricted net position as of July 1 of each fiscal year is allocated first to the Operating Reserve (120 days of budgeted operating and maintenance expenses), then to the upcoming year's capital budget, followed by elections/special studies, with the balance allocated to future capital improvements and future capital replacements in the ratio of 75:25, respectively. The total unaudited unrestricted net position available to be allocated to reserves on July 1, 2025, was \$18,633,527.

Through the first quarter of Fiscal Year 2025-26, the District expended \$326,002 for capital projects leaving a remaining total reserve balance on September 30, 2025 of \$18,307,525.

DISCUSSION

Background

On May 20, 2025, the Board approved the District's Fiscal Year (FY) 2026-30 Capital Improvement Program (CIP) appropriating \$4.38 million in unrestricted funds to the FY 2025-26 CIP.

ELK GROVE WATER DISTRICT FISCAL YEAR 2025-26 QUARTERLY CAPITAL RESERVE STATUS REPORT

Page 2

Present Situation

The District has appropriated reserve funds for FY 2026-27 as follows:

• Operations Reserves (120 days of O&M budget)	\$ 5,409,511
• FY 2025-26 Capital Improvement Fund	\$ 1,834,000
• FY 2025-26 Capital Replacement Fund	\$ 2,541,000
• Elections and Special Studies	\$ -
• Future Capital Improvements	\$ 6,636,762
• Future Capital Replacements	<u>\$ 2,212,254</u>
	\$ 18,633,527

The District has expended \$326,002 on capital expenditures through September 30, 2025 as follows:

• Capital Replacement Fund	
○ Eisenbeisz Street Watermain	\$ 77,919
○ EG Florin Frontage Rd	\$ 15,022
○ Meadow Grove Drive Watermain	\$ 93,566
○ PLC – RRWTP Main Panel	\$ 547
○ Truck Replacement	\$ 100,555
○ ERP System	<u>\$ 38,393</u>
TOTAL	\$ 326,002

The District's remaining reserve fund balances as of September 30, 2025 are as follows:

• Operations Reserves (120 days)	\$ 5,409,511
• FY 2025-26 Capital Improvement Fund	\$ 1,834,000
• FY 2025-26 Capital Replacement Fund	\$ 2,214,998
• Elections and Special Studies	\$ -
• Future Capital Improvements	\$ 6,636,762
• Future Capital Replacements	<u>\$ 2,212,254</u>
	\$ 18,307,525

ENVIRONMENTAL CONSIDERATIONS

There are no environmental considerations associated with this report.

October 21, 2025

ELK GROVE WATER DISTRICT FISCAL YEAR 2025-26 QUARTERLY CAPITAL RESERVE STATUS REPORT

Page 3

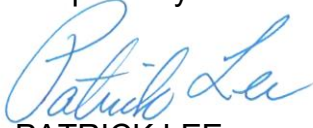
STRATEGIC PLAN CONFORMITY

This item conforms to the FRCD/EGWD's 2025-2030 Strategic Plan. Developing and adopting annual budgets that are balanced through cost saving measures or transfers from operating reserves is specifically identified as an objective in the Fiscal Responsibility section of the Strategic Plan.

FINANCIAL SUMMARY

There is no financial impact with this report. Staff has provided a copy of the September 30, 2025, Quarterly Capital Reserves Review (attached) for the first quarter.

Respectfully submitted,



PATRICK LEE
FINANCE MANAGER/TREASURER

Attachment

Attachment

ELK GROVE WATER RESERVES Fiscal Year 2025-26 As of September 30, 2025

Total Available \$ 18,633,527 at 7/1/2025 (unaudited)

Operating Reserves	Capital Improvements	Capital Replacements	Elections/ Special Studies	Future Capital Improvements	Future Capital Replacements
Needed	Funded	Funded	Funded	Funded	Funded
\$ 5,409,511	\$ 1,834,000	\$ 2,541,000	\$ -	\$ 6,636,762	\$ 2,212,254
Available	Expended	Expended	Expended	Expended	Expended
-	\$ -	\$ 326,002	\$ -	\$ -	\$ -
Remaining	Remaining	Remaining	Remaining	Remaining	Remaining
\$ 5,409,511	\$ 1,834,000	\$ 2,214,998	\$ -	\$ 6,636,762	\$ 2,212,254

Capital Improvement Funds

Supply/Dist. Improvements	Treatment Plant Improvements	Bldng/Site/Veh. Improvements	Unforeseen Capital Projects
Funded	Funded	Funded	Funded
\$ 1,784,000	\$ -	\$ -	\$ 50,000
Expended	Expended	Expended	Expended
\$ -	\$ -	\$ -	\$ -
Remaining	Remaining	Remaining	Remaining
\$ 1,784,000	\$ -	\$ -	\$ 50,000

Capital Replacement Funds

Supply/Dist. Improvements	Treatment Plant Improvements	Bldng/Site/Veh. Improvements	Unforeseen Capital Projects
Funded	Funded	Funded	Funded
\$ 1,246,000	\$ 800,000	\$ 445,000	\$ 50,000
Expended	Expended	Expended	Expended
\$ 186,507	\$ 547	\$ 138,948	\$ -
Remaining	Remaining	Remaining	Remaining
\$ 1,059,493	\$ 799,453	\$ 306,052	\$ 50,000

October 21, 2025

TO: Chair and Directors of the Florin Resource Conservation District

FROM: Stefani Phillips, Board Secretary

SUBJECT: **ELECTION OF SACRAMENTO LOCAL AGENCY FORMATION
COMMISSION SPECIAL DISTRICT REPRESENTATIVE**

RECOMMENDATION

It is recommended that the Florin Resource Conservation District Board of Directors elect Sacramento Local Agency Formation representatives:

1. One (1) Board member to serve as a Special District Representative for a four-year term; and
2. One (1) Board member to serve as a Special District Representative for a two-year term; and
3. One (1) Board member to serve as an Alternate Special District Representative for a four-year term.

SUMMARY

The Sacramento Local Agency Formation Commission (Sacramento LAFCo) is conducting an election to fill three (3) positions: one (1) Special District Representative for a four-year term, one (1) Special District Representative for a two-year term, and one (1) Alternate Special District Representative for a four-year term, all beginning January 1, 2026. Ballots must be submitted to LAFCo no later than 5:00 p.m. on November 21, 2025.

DISCUSSION

Background

Local Agency Formation Commissions (LAFCo's) were established by the State in 1963 to ensure that local government boundaries and service areas are planned and organized in accordance with state law. LAFCo's are responsible for overseeing annexations, formations, and other jurisdictional changes to promote orderly growth and efficient service delivery.

ELECTION OF SACRAMENTO LOCAL AGENCY FORMATION COMMISSION SPECIAL DISTRICT REPRESENTATIVE

Page 2

Sacramento LAFCo is composed of seven (7) Commissioners and seven (7) Alternates, each serving staggered terms. The Commission includes: two (2) city council representatives from Sacramento County, appointed by a committee of mayors from each city within the county; two (2) Sacramento County Supervisors, appointed by the Board of Supervisors; two (2) representatives from Special Districts, elected by a vote of the Special Districts; and one (1) public member, selected by the Commission.

For the current election cycle, Sacramento LAFCo has introduced a two-year Special District Representative term to fill the remainder of a vacated seat. The remaining Special District and Alternate Special District Representative seats will continue to serve full four-year terms.

Present Situation

Sacramento LAFCo is conducting an election to fill three positions: one (1) Special District Representative for a four-year term, one (1) Special District Representative for a two-year term to complete a vacated seat, and one (1) Alternate Special District Representative for a four-year term, all beginning January 1, 2026. The ballot and candidates' statements, attached, outline each candidate's qualifications.

Ballots must be submitted to Sacramento LAFCo no later than 5:00 p.m. on November 21, 2025. The completed ballot must include the signature of the Florin Resource Conservation District (District) Board of Directors (Board) Chair Tom Nelson. Staff has provided the ballot with a candidate statement (attached) and will act on the Board's direction to execute and submit the District's ballot to LAFCo by the required deadline.

ENVIRONMENTAL CONSIDERATIONS

There are no direct environmental considerations associated with this report.

STRATEGIC PLAN CONFORMITY

This item conforms with Goal No. 1 – Governance, of the Strategic Plan 2025–2030. The nomination of a Commissioner and Alternate to the Sacramento Local Agency Formation Commission supports effective governance by ensuring the District is represented in regional decision-making processes that impact local agency boundaries, service delivery, and interagency collaboration.

October 21, 2025

**ELECTION OF SACRAMENTO LOCAL AGENCY FORMATION COMMISSION
SPECIAL DISTRICT REPRESENTATIVE**

Page 3

FINANCIAL SUMMARY

There is no financial impact associated with this item at this time.

Respectfully submitted,



STEFANI PHILLIPS,
BOARD SECRETARY

Attachments



SACRAMENTO LOCAL AGENCY FORMATION COMMISSION
 1112 I Street, Suite 100 • Sacramento, CA 95814 • (916) 874-6458
www.saclafco.org

Mail to: LAFCO
1112 I Street, Suite 100
Sacramento, CA 95814
Or email:
commissionclerk@saclafco.org

ELECTION BALLOT

Special District Representative to LAFCo Regular Seat #7

***The election ends on November 21, 2025 at 5:00 p.m. or until a quorum of
Special District ballots is received, whichever occurs later.***

Four-Year Regular Term Candidate & District	Select one (1)
Gay Jones*, Sacramento Metropolitan Fire District	
Jim Frazier, Hearld Fire Protection	
Robert "Bob" Wichert, Sacramento Suburban Water District	

Two-Year Regular Term Candidate & District	Select one (1)
Beau Reynolds, North Highlands Recreation and Park District	
Brandon D. Rose, Sacramento Municipal Utility District	
Jim Frazier, Hearld Fire Protection	
Robert "Bob" Wichert, Sacramento Suburban Water District	

Four-Year Alternate Term Candidate & District	Select one (1)
Charlea Moore*, Rio Linda Elverta Recreation and Park District	
Jim Frazier, Hearld Fire Protection	

*Incumbent

BALLOT CONTINUES ON THE NEXT PAGE

Commissioners

Rich Desmond, Patrick Hume County Members ■ *Rosario Rodriguez, Alternate*
Lisa Kaplan, Mat Pratton City Members ■ *Dr. Jayna Karpinski-Costa, Alternate*
Chris Little, Public Member ■ *Timothy Murphy, Alternate*
Vacant, Gay Jones, Special District Members ■ *Charlea Moore, Alternate*

Staff

José C. Henríquez, Executive Officer ■ *Desirae Fox, Policy Analyst*
Nancy Miller, DeeAnne Gillick, Commission Counsel

SIGNATURE OF PRESIDING OFFICER (Original Signature Required):

Note: *Presiding Officer is the Chair/President. Any other signature invalidates this ballot, unless accompanied by Meeting Minutes designating an alternate.*

PRINTED NAME OF PRESIDING OFFICER (Required):

AGENDA ATTACHED (Optional): **Yes** ____ **No** ____

Attest:

District Secretary, Clerk or General Manager

Board of Directors,

I am requesting your vote and continued support as your special District Commissioner to Sacramento Local Agency Formation Commission (LAFCO).

As challenges to Special Districts continue, I am committed to ensuring that all District voices are heard. Everyone needs to be included in conversations regarding efficient delivery of municipal services and boundary changes, whether they be annexations, detachments, consolidations, spheres of influence or incorporations.

Current activities include the following items: Municipal Service Reviews (MSRs) for Southgate Parks and Rec, Orangevale Parks and Rec, Florin County Water District and Metro Fire are underway, as well as various annexations to SacSewer. Additional MSRs for applications from Omoichumne Hartnell Water District and Florin Resource Conservation District are ongoing.

Future discussions need to happen regarding the future of Cemetery Districts as well as policy decisions for potential growth throughout our Sacramento County.

I look forward to having all these conversations with our Special District Advisory Committee to Sacramento LAFCO (SDAC). This group provides a great resource for us Commissioners and staff.

Another resource I bring to our Commission is my long-term participation as a Director for the California Association of LAFCOs (CALAFCO). This state association of LAFCOs offers me an amplified view on the many legislative activities that have potential to affect all of us. Working with Special Districts across the state, as well as with the California Special Districts Association, is very important to me as your commissioner.

I ask for your continued support and vote to represent you as your Special District Commissioner to Sacramento County LAFCO.

Sincerely,

Gay Jones

Commissioner, Sacramento LAFCO

Director, Sacramento Metropolitan Fire District

916-208-0736

October 21, 2025

TO: Chair and Directors of the Florin Resource Conservation District

FROM: Travis Franklin, Program Manager

SUBJECT: **LEGISLATIVE MATTERS AND POTENTIAL DIRECTION TO STAFF**

RECOMMENDATION

This item is presented as information although the Florin Resource Conservation District Board of Directors may provide an action to authorize staff to respond to a legislative item.

SUMMARY

There are several bills that have been introduced in the 2025 legislative session that could potentially impact the Florin Resource Conservation District/Elk Grove Water District (District) if passed. These bills are highlighted below.

DISCUSSION

Background

The Florin Resource Conservation District (FRCD) Board of Directors (Board) is periodically updated on legislative and regulatory issues.

Present Situation

The 2025 legislative session ended on September 12th and the Governor was required to sign bills by October 12th for them to become law.

The following are the bills the Governor signed into law.

AB 709 (Gonzalez R) Sustainable Groundwater Management Act: groundwater sustainability plans.

Existing law, the Sustainable Groundwater Management Act, requires all groundwater basins designated as high- or medium-priority basins by the Department of Water Resources to be managed under a groundwater sustainability plan or coordinated groundwater sustainability plans (GSP). The act requires a groundwater sustainability agency (GSA), upon adoption of a GSP, to submit the GSP to the department for review.

LEGISLATIVE MATTERS AND POTENTIAL DIRECTION TO STAFF

Page 2

If GSA develop multiple GSPs for a basin, the act requires, when the entire basin is covered by GSP, the GSA to jointly submit to the department the GSP, an explanation of how the plans satisfy specified provisions of the act, and a copy of the coordination agreement between the GSA. The act requires the department to evaluate a GSP within two years of its submission and issue an assessment of the plan. This bill would provide that nothing in those provisions relating to making submissions to the department shall be construed to prohibit GSA that have developed multiple GSP for a basin from amending the coordination agreement following department issuance of an assessment of the plans. Regional Water Authority (RWA) and California Special Districts Association (CSDA) were watching this bill.

AB 428 (Rubio D) Joint powers agreements: water corporations.

This bill would authorize a water corporation, a mutual water company, and one or more public agencies to provide insurance by a joint powers agreement. The bill would also authorize a water corporation, a mutual water company, and one or more public agencies to enter into a joint powers agreement for the purposes of risk pooling. The bill would prohibit the Public Utilities Commission from allowing a water corporation to join a joint powers agency for insurance coverage if there are no greater benefits to the customers of the water corporation than are provided by the water corporation's current insurance policy. The bill would require the joint powers agency to be 100% reinsured with no joint and several liability, no assessments, and no financial liability attributable to the participating members, as provided. CSDA and RWA had a watch position and the Association of California Water Agencies (ACWA) was not tracking.

SB 394 (Allen D) Water theft: fire hydrants.

This bill would add to the list of acts for which a utility may bring a civil cause of action to include tampering with a fire hydrant, fire hydrant meter, or fire detector check, or diverting water from a fire hydrant from an unauthorized connection. This bill would add to the ability to issue fines for this specified water theft. ACWA was a co-sponsor of the bill and Elk Grove Water District (EGWD) joined the coalition, RWA and CSDA had a support position.

The following is a list of bills that were vetoed by the Governor.

AB 93 (Papan D) Water resources: demands: data centers.

This bill would impose water efficiency requirements on data centers and would require inclusion of water delivered to data centers in a water agency cost-of-service analysis.

LEGISLATIVE MATTERS AND POTENTIAL DIRECTION TO STAFF

Page 3

CSDA, and RWA were watching this bill. ACWA had an oppose unless amended position looking to remove urban water use objective language from the bill. The Governor stated in his veto, “While I appreciate the author’s intent, I am reluctant to impose rigid reporting requirements about operational details on this sector without understanding the full impact on businesses and the consumers of their technology.”

AB 620 (Jackson D) Medium- and Heavy-Duty Zero-Emission Vehicle Fleet Purchasing Assistance Program: rental vehicles.

This bill or other regulations that are regarding the procurement or use of medium- and heavy-duty zero-emission vehicles by a public or private fleet, would require the state board to consider specified things, including the environmental and supply chain benefits of renting medium- and heavy-duty zero-emission vehicles compared to procuring them. RWA was watching this bill and CSDA supported this bill. In the Governor’s veto he encouraged rental companies to work with the California Air Resources Board and work through existing regulations.

SB 224 (Hurtado D) Department of Water Resources: water supply forecasting.

This bill would require the Department of Water Resources (DWR), on or before January 1, 2027, to adopt a new water supply forecasting model and procedures that better address the effects of climate change and implement a formal policy and procedures for documenting the department’s operational plans and the department’s rationale for its operating procedures, including the department’s rationale for water releases from reservoirs. CSDA and RWA has a watch position. The Governor was satisfied with DWR response to an audit estimation of water run off in 2022 which was the genesis of this legislation.

ENVIRONMENTAL CONSIDERATIONS

There are no direct environmental considerations associated with this report.

STRATEGIC PLAN CONFORMITY

Monitoring, advocating and developing legislation complies with the District’s Water Industry Leadership goals of the 2025-2030 Strategic Plan.

October 21, 2025


LEGISLATIVE MATTERS AND POTENTIAL DIRECTION TO STAFF

Page 4

FINANCIAL SUMMARY

There is no direct financial impact associated with this report.

Respectfully submitted,

A handwritten signature in black ink, appearing to read "Travis Franklin", written in a cursive style.

TRAVIS FRANKLIN
PROGRAM MANAGER

October 21, 2025

TO: Chair and Directors of the Florin Resource Conservation District

FROM: Bruce Kamilos, General Manager

SUBJECT: **SACRAMENTO REGIONAL WATER BANK UPDATE**

RECOMMENDATION

This item is presented to the Florin Resource Conservation District Board of Directors for information and potential direction.

SUMMARY

Staff will present a progress report and status update to the Florin Resource Conservation District Board of Directors (Board) on the Sacramento Regional Water Bank (Water Bank).

DISCUSSION

Background

At the January 16, 2024 board meeting, staff provided the Board with a status update on the Water Bank. Since that presentation, substantial work has been done on the Water Bank.

Present Situation

Staff will provide a progress report and status update on the Water Bank through a slide presentation (attached).

ENVIRONMENTAL CONSIDERATIONS

There are no direct environmental considerations associated with this report.

SACRAMENTO REGIONAL WATER BANK UPDATE

Page 2

STRATEGIC PLAN CONFORMITY

This item conforms to Strategic Goal 7, Water Industry Leadership, of the Strategic Plan which identifies participating and actively engaging with regional water agencies to improve water resilience.

FINANCIAL SUMMARY

There is no financial impact associated with this report.

Respectfully submitted,




BRUCE KAMILOS
GENERAL MANAGER

Sacramento Regional Water Bank

Progress Report and Status Update

Florin Resource Conservation District / Elk Grove Water District Board Meeting

October 21, 2025



Background

- Sacramento Regional Water Agencies are advancing the Sacramento Regional Water Bank (Water Bank)
- Groundwater banking / storage and recovery program
- Bolsters conjunctive use
 - ❖ When surface water plentiful, turn off groundwater pumps to let groundwater naturally recharge
 - ❖ During periods of drought, switch to groundwater pumping
- Regional Water Authority (RWA) is agency performing technical work
 - ❖ FRCD/EGWD is a board member of RWA

Water Bank Development and Planned Operations

- Communication and outreach
 - ❖ Fourth Stakeholder Forum held on February 4, 2025
- Monthly Program committee meetings of Water Bank participants
- Water Accounting System (WAS)
- Banked water vs. Groundwater Sustainability Plan (GSP)-
accounted for water

Previously Banked Water (PBW)

- Six (6) water agencies made significant investments in conjunctive use prior to the Water Bank
- Those agencies want credit for PBW from those investments
- Woodard & Curran modeled water volume inputs, losses and remaining PBW since 1997 through September 2024

PBW (cont.)

- In the North American Subbasin (NASb)
 - ❖ Input of 467,565 acre-feet (AF)
 - ❖ Remaining 248,300 AF
 - ❖ 4 to 7 percent loss per year
- In the South American Subbasin (SASb)
 - ❖ Input of 431,500 acre-feet (AF)
 - ❖ Remaining 222,300 AF
 - ❖ 7 to 9 percent loss per year

PBW (cont.)

- Water Bank Program Committee voted to credit the six (6) agencies with the remaining PBW
 - ❖ EGWD was the lone vote against it
 - ❖ EGWD supported PBW credits occurring post-GSP adoption (from 2019 to current)
 - Justification: NASb and SASb GSPs accounted for in-basin water through 2018

Starting Water Balance

Recommended policy to maintain integrity/clarity of the WAS

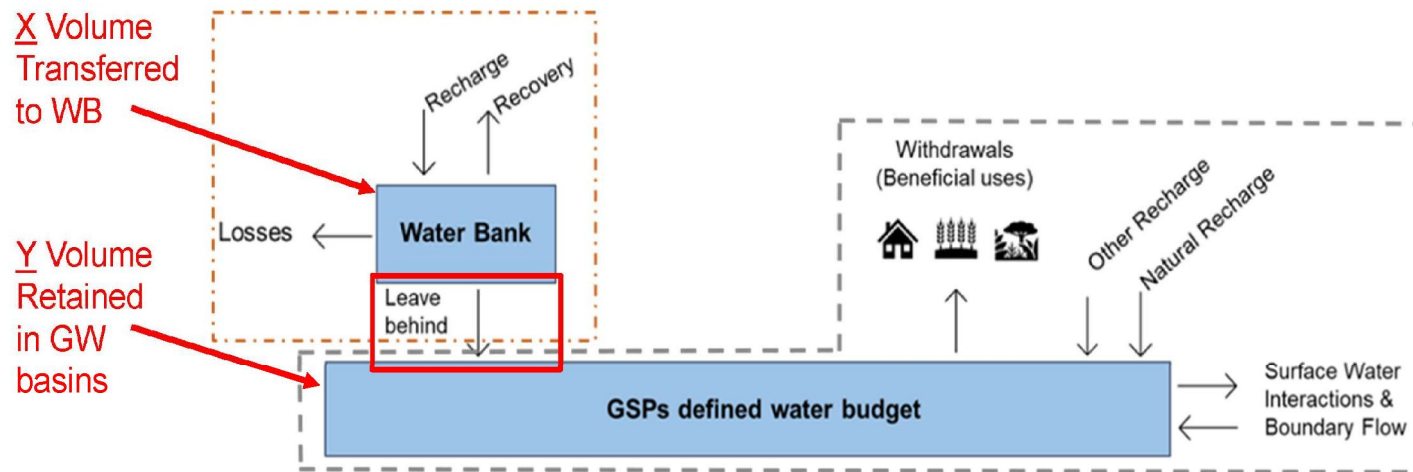
- Agreeing on a “Starting Balance”

Technical considerations

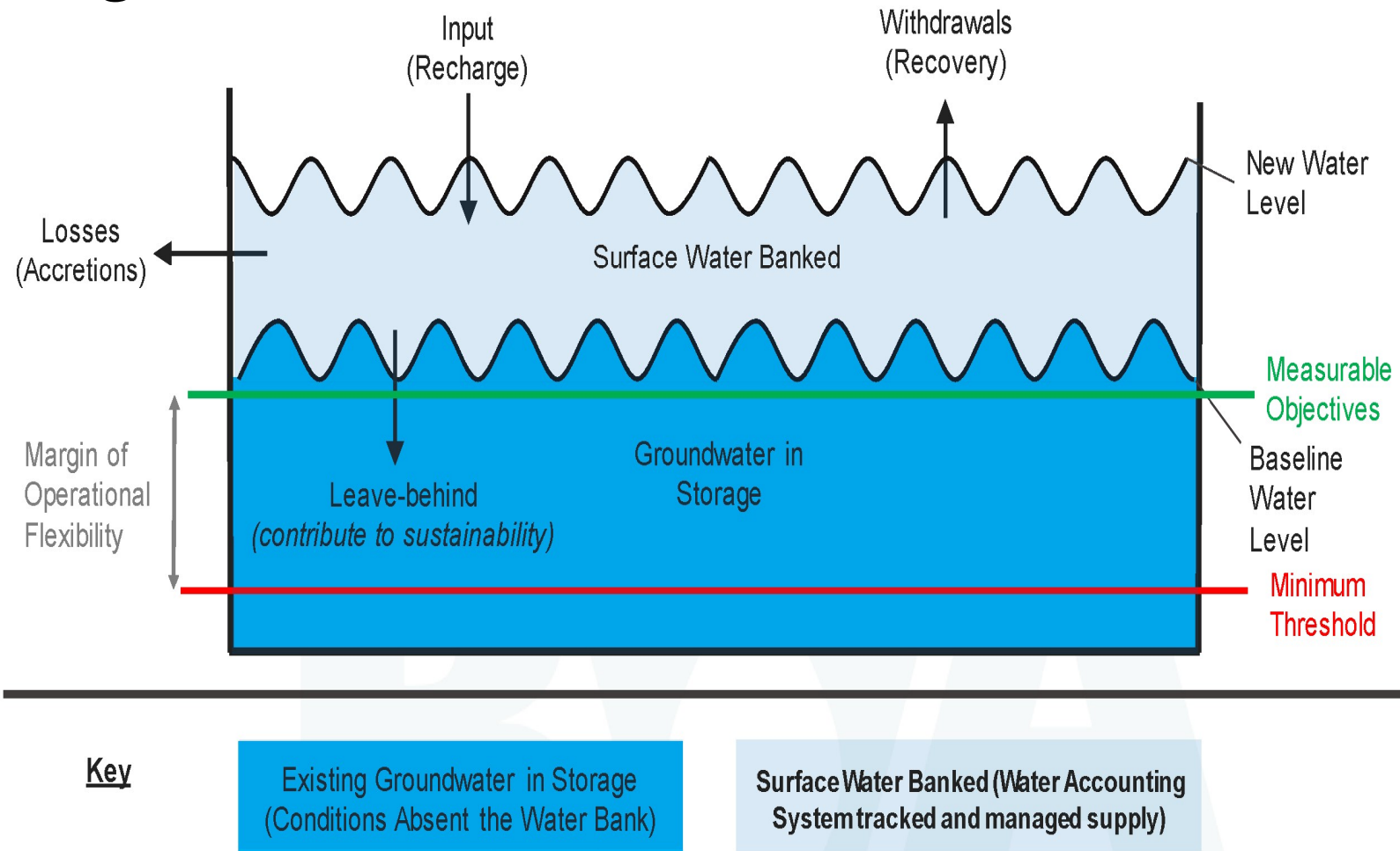
- Storage above 2015 levels ??
- Extractable volume without triggering MTs
- Operational limits to protect sustainability

Policy considerations – PC working with SGA

- Allocation of starting balances between WAF agencies
- Legal/administrative mechanisms for transfer of WAF balances into the WAS (one time transfer, or ability to “borrow” as needed for ops flexibility)



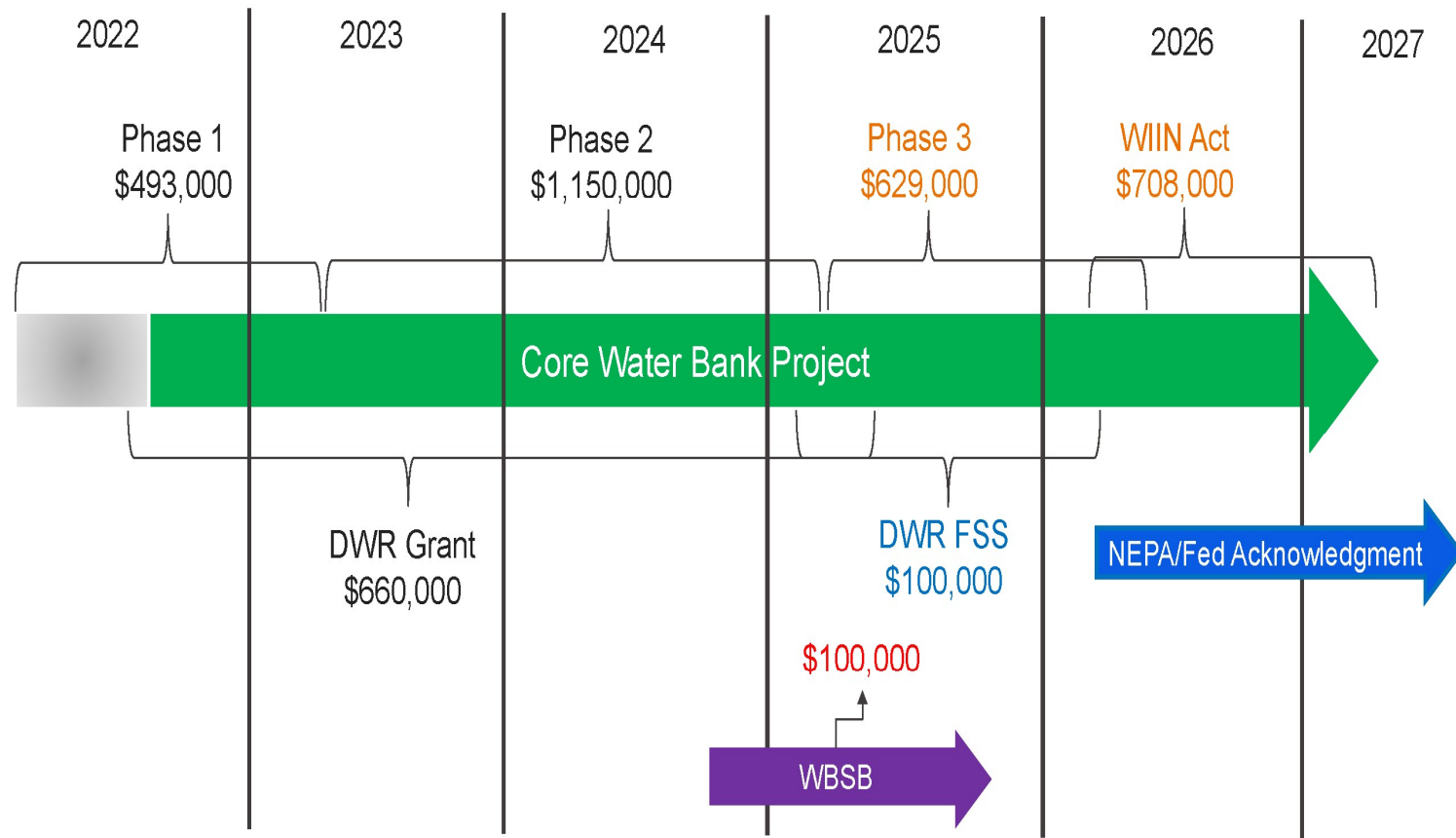
Existing GW and Banked SW



Water Bank Costs

- Phase 1 - \$493,000 (funded)
- Phase 2 - \$1,150,000 (funded)
- Phase 3 - \$629,000 (in process)
- DWR Grant = \$660,000 (funded)
- DWR Field Support Services = \$100,000 (funded)
- Federal Funding (WIIN Act) - \$708,000 (funded)
- Total - \$3,740,000

Water Bank Funding



Note: Timeline and expenditure dates are approximated

EGWD Costs

- 💧 Phase 1 - \$15,000 (paid)
 - ❖ Committee meetings, working group and public meetings, outreach, initial water modeling
- 💧 Phase 2 - \$25,000 (paid)
 - ❖ Technical analysis, environmental activities, governance, outreach
 - ❖ FRCD Board voted unanimously to pay on 1/16/2024
- 💧 Phase 3 - \$13,900 (unpaid)
 - ❖ Develop water bank scenarios, loss factors, leave behind, baseline conditions, Water Accounting System (WAS)
 - ❖ Environmental Documents - CEQA (Calif. Environmental Quality Act) and NEPA (National Environmental Policy Act)
 - ❖ Water Bank Governance Document
- 💧 Phase 4 – WIIN Act Funding?
 - ❖ At 2% cost share - \$14,160

Should EGWD continue being part of the Water Bank?

- Yes
- Regardless of PBW, the Water Bank incentivizes conjunctive use
- Conjunctive use is what has significantly reduced the cone of depression under the EGWD service area
- Water Accounting System accounts for 7-9% annual water losses and requires a 5% leave behind on external water transfers
 - Supports sustainability

Should EGWD continue being part of the Water Bank? (cont.)

- Groundwater Sustainability Agencies (GSAs) can set policies to ensure sustainable groundwater management
- SASb water purveyors meeting on 10/2/2025
 - ❖ Attended by Representatives from County of Sacramento, Golden State Water, Elk Grove Water District, City of Folsom, City of Sacramento, (California-American Water not present)
 - ❖ Acknowledged the impracticability of extracting vast amounts of pre-banked water in a single year
 - ❖ Explored win-win conjunctive use partnerships
 - ❖ Touched on potential PBW “loans”

Should EGWD continue being part of the Water Bank? (cont.)

- ♦ Potential to monetize banked water
 - ❖ Help pay for capital improvements
 - ❖ May be able to provide financial assistance to low-income customers as long as
 - Funds not commingled with Prop 218 rate revenue
 - Assistance, including costs to administrate the program, is funded exclusively with non-rate revenue (transfer proceeds)
 - Water rates for other customers are not increased to fund the assistance

Should EGWD continue being part of the Water Bank? (cont.)

- 💧 Fluoridated vs. non-fluoridated water

- ❖ Title 22, 64433.7(c)

- *“Whenever a water system initiates fluoridation, suspends fluoridation for more than ninety days, or reinitiates fluoridation after a suspension of more than ninety days, the water supplier shall notify the consumers, local health departments, pharmacists, dentists, and physicians in the area served by the water system, regarding the status of the fluoridation treatment.”*

Should EGWD continue being part of the Water Bank? (cont.)

💧 Strategy

- ❖ Take SCWA surface water (fluoridated) in SA1 during high demand periods (May – Sept)
- ❖ Notify customers through bill inserts before we initiate and after we suspend
- ❖ All of this would follow educational outreach to our customer base to educate them on the benefits of being involved with water transfers

October 21, 2025

TO: Chair and Directors of the Florin Resource Conservation District

FROM: Bruce Kamilos, General Manager

SUBJECT: **GENERAL MANAGER'S REPORT**

RECOMMENDATION

This item is presented to the Florin Resource Conservation District Board of Directors for information, discussion, and in some instances, to provide direction to staff.

SUMMARY

The General Manager's Report is a standing item on the regular board meeting agenda. The report is intended to inform the Florin Resource Conservation District (District) Board of Directors (Board) of notable, miscellaneous items the General Manager would like to share with the Board. The report also provides an opportunity for the Board to discuss the items, and in some instances provide direction to staff.

DISCUSSION

Background

Each month, the General Manager provides a report to the Board of any notable, miscellaneous items.

Present Situation

- **Elections Cost Update** – On February 21, 2025, staff submitted an application package to Sacramento Local Agency Formation Commission (LAFCo) for the detachment of FRCD territory that lies outside the Elk Grove Water District (EGWD) service boundaries. After reviewing the application, LAFCo staff directed EGWD to submit a revised Municipal Services Review (MSR). On August 26, 2025, staff submitted the MSR to LAFCo. On October 2, 2025, staff received an email from LAFCo staff stating they had begun reviewing the MSR and would let us know if they had any questions over the coming two weeks. Staff will update the Board on the status.
- **Enterprise Resource Planning (ERP) Implementation Update** – Staff completed implementation of the payroll module and successfully ran payroll for the District using the new system. Staff performed data extractions from the District's current ERP

GENERAL MANAGER'S REPORT

Page 2

system to prepare for implementing the Utility Billing module in the week of September 8, 2025. Staff will provide an update.

- Fair Labor Standards Act (FLSA) Compliance – Staff previously reported to the Board that as part of the ERP implementation, staff discovered that changes are needed in how the District calculates overtime to ensure compliance with the FLSA. Staff will provide the Board with a final briefing on this matter.
- Great Pumpkin Festival – The District participated in the Great Pumpkin Festival on October 4 and 5, 2025. Staff will brief the Board.

ENVIRONMENTAL CONSIDERATIONS

There are no direct environmental considerations associated with this report.

STRATEGIC PLAN CONFORMITY

This item conforms to the FRCD/EGWD 2025-2030 Strategic Plan. Due to the varied subject matters presented in the General Manager's Report, the report over time will likely touch on every strategic goal contained in the plan.

FINANCIAL SUMMARY

There is no financial impact associated with this report.

Respectfully submitted,



BRUCE KAMILOS
GENERAL MANAGER

October 21, 2025

TO: Chair and Directors of the Florin Resource Conservation District

FROM: Bruce Kamilos, General Manager

SUBJECT: **ELK GROVE WATER DISTRICT OPERATIONS REPORT – SEPTEMBER 2025**

RECOMMENDATION

This item is presented for information only. No action by the Florin Resource Conservation Board of Directors is proposed at this time.

SUMMARY

The Elk Grove Water District (EGWD) Operations Report is a standing item on the regular board meeting agenda.

All regulatory requirements were met for the month of September. Other notable events are described below.

DISCUSSION

Background

Every month, staff present an update on the activities related to the operations of the EGWD. Included for the Florin Resource Conservation District Board of Director's review is the EGWD's September 2025 Operations Report.

Present Situation

The EGWD September 2025 Operations Report highlights are as follows:

- **Operations Activities Summary** – 369 door hangers were placed for past due balances, which resulted in 45 shutoffs. We received one (1) water pressure complaint and one (1) water quality complaint.
- **Production** – The Combined Total Service Area 1 production graph on page 13 shows that production during the month of September decreased by 1.04 percent compared to what was produced in 2024. The Total Demand/Production for both service areas on page 14 shows that customer use during the month of September compared to 2024 decreased by 2.93 percent.
- **Static and Pumping Level Graphs** – The third quarter soundings are shown and indicate that the static water levels of the deep wells and shallow wells are

ELK GROVE WATER DISTRICT OPERATIONS REPORT – SEPTEMBER 2025

Page 2

comparable to or above the static water levels measured in the third quarter of 2024.

- **Treatment (Compliance Reporting)** – All samples taken during the month comply with all regulatory permit requirements. No exceedances of any maximum contaminant levels were found, and all water supplied to EGWD's customers met or exceeded safe drinking water standards.
- **Safety Meetings/Training** – Two (2) safety training sessions was conducted for the month.
- **Service and Main Leaks Map** – There were eleven (11) service line leaks and one (1) main line leak during September.
- **System Pressures** – Pressures in Service Area 1 and Service Area 2 were stable during the month of September.

ENVIRONMENTAL CONSIDERATIONS

There are no direct environmental considerations associated with this report.

STRATEGIC PLAN CONFORMITY

This item conforms to the FRCD/EGWD 2025-2030 Strategic Plan. The EGWD Operations Report provides an ongoing and transparent review of EGWD's operations, and therefore conforms with Strategic Goal No. 1, Governance.

FINANCIAL SUMMARY

There is no financial impact associated with this report.

Respectfully submitted,



BRUCE KAMILOS
GENERAL MANAGER

BMK/ac

Attachment


EGWD

OPERATIONS REPORT

September 2025



Elk
Grove
Water
District



Elk Grove Water District
Operations Report
Table of Contents

1. Operations Activities Summary	3
a. Door Hangers and Shut Off Tags	4
2. Production	
a. Active Well Sites & Intertie Connections Map	5
b. Monthly Production Graphs	
i. Well 1D School Street	6
ii. Well 4D Webb Street	7
iii. Well 11D Dino	8
iv. Well 14D Railroad	9
v. Well 8 Williamson	10
vi. Well 9 Polhemus	11
vii. Well 13 Hampton	12
c. Combined Total Production	13
d. Total Demand/Production	14
e. EGWD Water Usage	15
f. EGWD Combined R-GPCD	16
3. Static and Pumping Level Graphs	
a. Well 1D School Street	17
b. Well 4D Webb Street	18
c. Well 11D Dino	19
d. Well 14D Railroad	20
e. Well 8 Williamson	21
f. Well 9 Polhemus	22
g. Well 13 Hampton	23
4. Historic Static Well Levels	24-27
5. Regulatory Compliance	
a. Monthly Water Sample Report	28-32
b. Wastewater Discharge Compliance And Flowmeter Calibration Report Forms	33-37
c. Monthly Summary of Distribution System Coliform Monitoring	38-39
d. Monthly Summary of the Hampton Groundwater Treatment Plant	40-41
e. Monthly Fluoridation Monitoring	42-43
f. Quarterly TTHM And HAA5 Report For Disinfection Byproducts Compliance	44-46
g. Quarterly Summary Of Raw Groundwater Coliform Monitoring	47-48
h. Quarterly Report For Disinfectant Residuals Compliance Monitoring	49-51
6. Safety Meetings/Training	52
7. Service and Main Leaks Map	53
8. Sample Station Areas Map	54

Operations Activities Summary

Service Requests:

	September -25		YTD (Since Jan. 1, 2025)	
<u>Department</u>	<u>Service Request</u>	<u>Hours</u>	<u>Service Request</u>	<u>Hours</u>
Distribution				
Door Hangers	369	21	3,534	191
Shut offs	45	6	497	64
Turn ons	43	11	462	97.5
Investigations	46	11.5	297	900.75
USA Locates	382	95.5	4,350	1,087.5
Customer Complaints				
-Pressure	1	0.5	9	11.5
-Water Quality	1	0.5	4	2.5

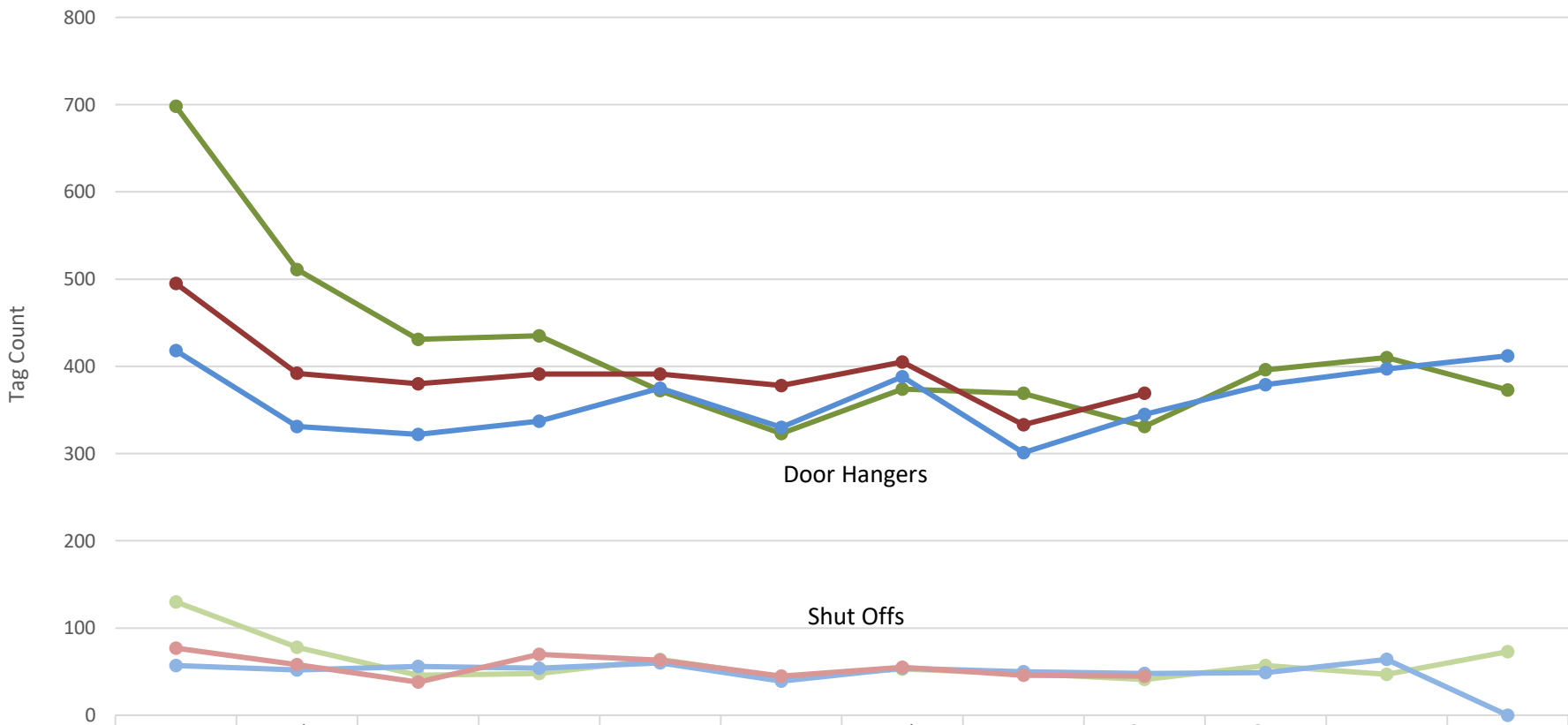
Work Orders:

	September -25		YTD (Since Jan. 1, 2025)	
<u>Department</u>	<u>Work Orders</u>	<u>Hours</u>	<u>Work Orders</u>	<u>Hours</u>
Distribution:				
Meters Installed	10	5	97	51
Meter Change Out	50	36.5	400	281.46
Preventative Maint.				
-Hydrant Maintenance (142)	142	35.5	1,303	325.75
-Valve Exercising (80)	0	0	780	195
Corrective Maint.				
-Leaks	12	141.75	40	531.75
-Other	2	28.5	14	251.5
Valve Locates	0	0	0	0



Elk Grove Water District

Door Hangers and Shut Off Tags



	Jan	Feb	Mar	Apr	May	Jun	Jul	Aug	Sep	Oct	Nov	Dec
2023 Door Hangers	698	511	431	435	372	323	374	369	331	396	410	373
2023 Shut Offs	130	78	46	48	64	44	53	48	41	57	47	73
2024 Door Hangers	418	331	322	337	375	330	388	301	345	379	397	412
2024 Shut Offs	57	52	56	54	60	39	54	50	48	49	64	0
2025 Door Hangers	495	392	380	391	391	378	405	333	369			
2025 Shut Offs	77	58	38	70	63	45	55	46	45			



Elk Grove Water District

Monthly Production

Well 1D School - September 2025

Selected Month Production

9,813,474 Gallons

Average GPM: 1,631
Pump depth: 275 ft
Well depth: 1025 ft

Motor:

Volts: 468
Volts (Rated): 460
RPM: 1787
RPM (Rated): 2115
Amps A: 179
Amps A (Rated): 222
Amps B: 177
Amps B (Rated): 222
Amps C: 170
Amps C (Rated): 222

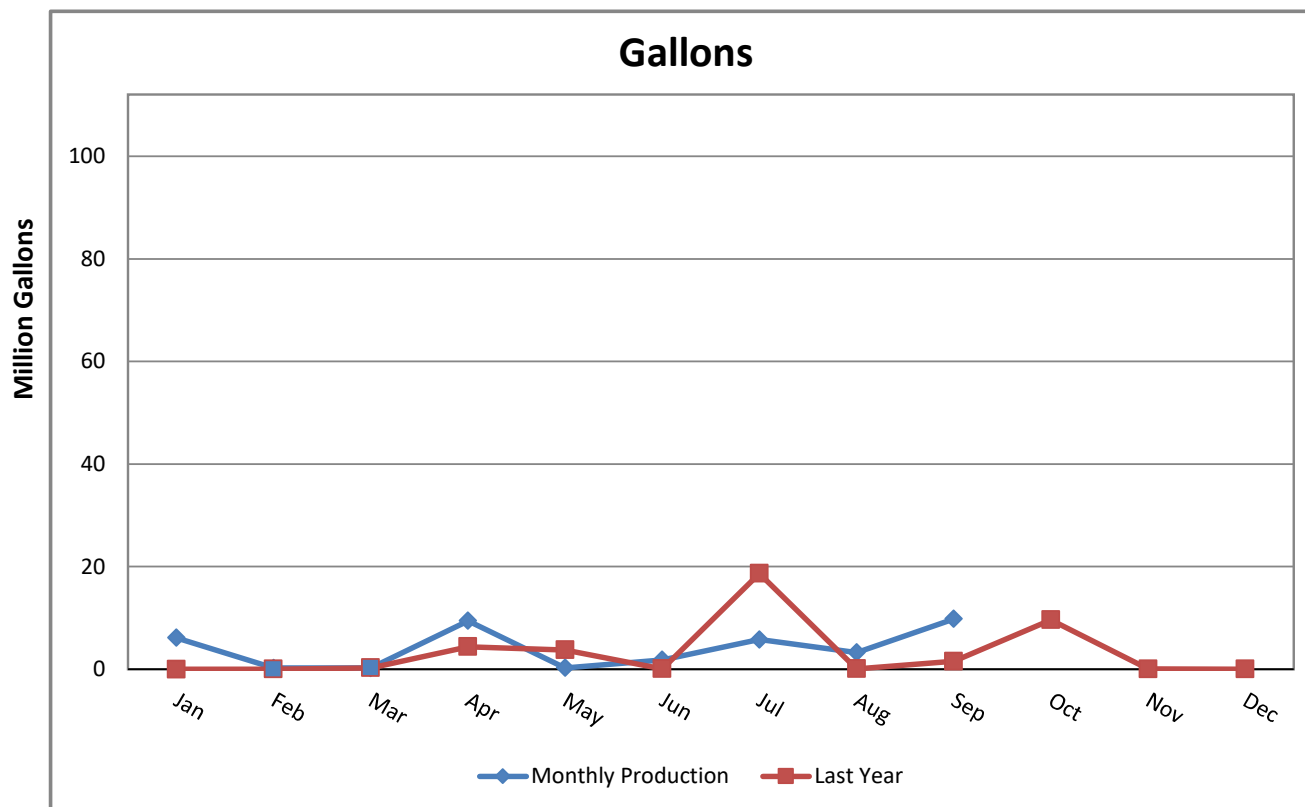
Motor Temp: 117 F
Hour Meter: 100.3

Chlorine:

Dosing: 1.58 mg/L
Demand: 0.54 mg/L
Residual: 1.04 mg/L

Vibration Reading:

Base Line: 0.05 in/sec
Current: 0.05 in/sec





Elk Grove Water District

Monthly Production

Well 4D Webb -- September 2025

Selected Month Production

33,088,423 Gallons

Average GPM: 1693
Pump depth: 340 ft
Well depth: 1075 ft

Motor:

Volts: 417
Volts (Rated): 460
RPM: 1680
RPM (Rated): 1775
Amps A: 181
Amps A (Rated): 225
Amps B: 179
Amps B (Rated): 225
Amps C: 178
Amps C (Rated): 225

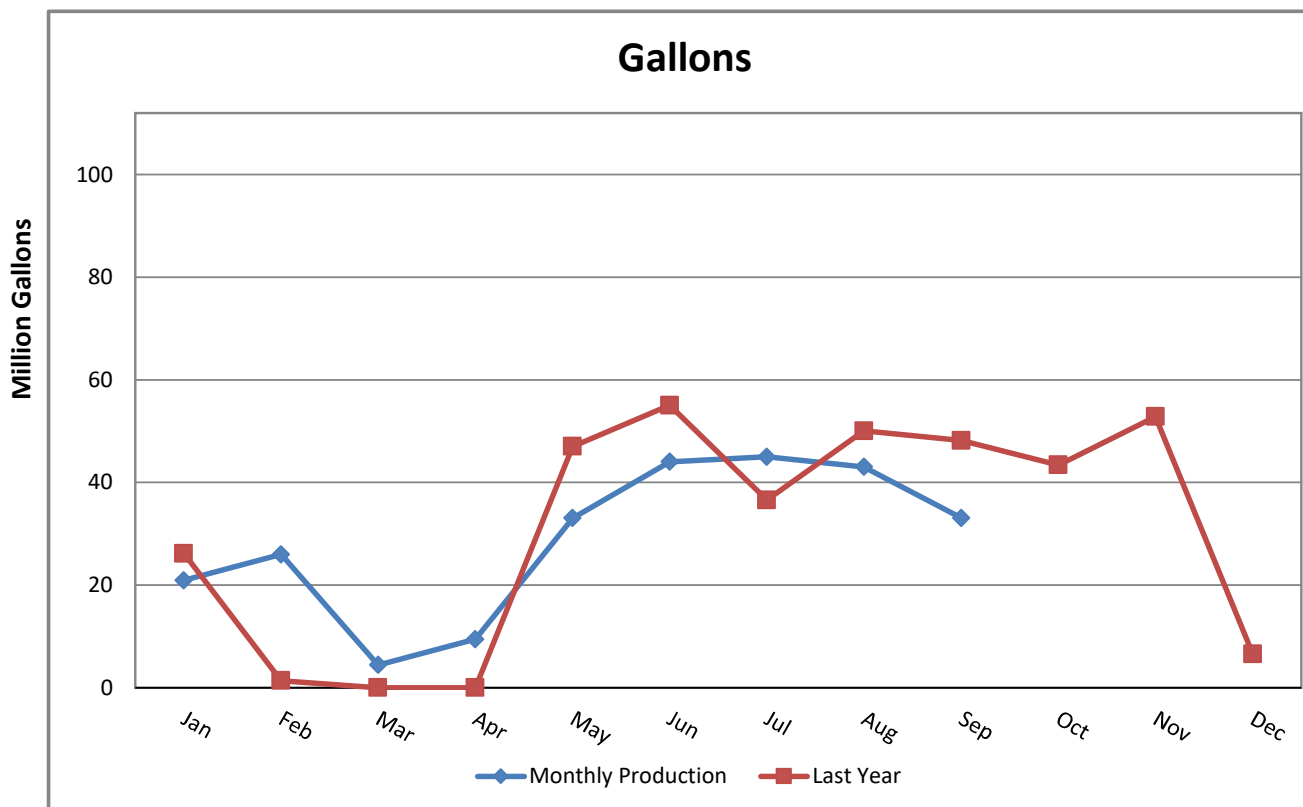
Motor Temp: 122.1 F
Hour Meter: 325.60

Chlorine:

Dosing: 1.52 mg/L
Demand: 0.41 mg/L
Residual: 1.11 mg/L

Vibration Reading:

Base Line: 0.05 in/sec
Current: 0.03 in/sec





Elk Grove Water District

Monthly Production

Well 11D Dino -- September 2025

Selected Month Production

43,698,829 Gallons

Average GPM: 1,682
Pump depth: 340 ft
Well depth: 1038 ft

Motor:

Volts: 485
Volts (Rated): 460
RPM: 1782
RPM (Rated): 1775
Amps A: 222
Amps A (Rated): 225
Amps B: 219
Amps B (Rated): 225
Amps C: 208
Amps C (Rated): 225

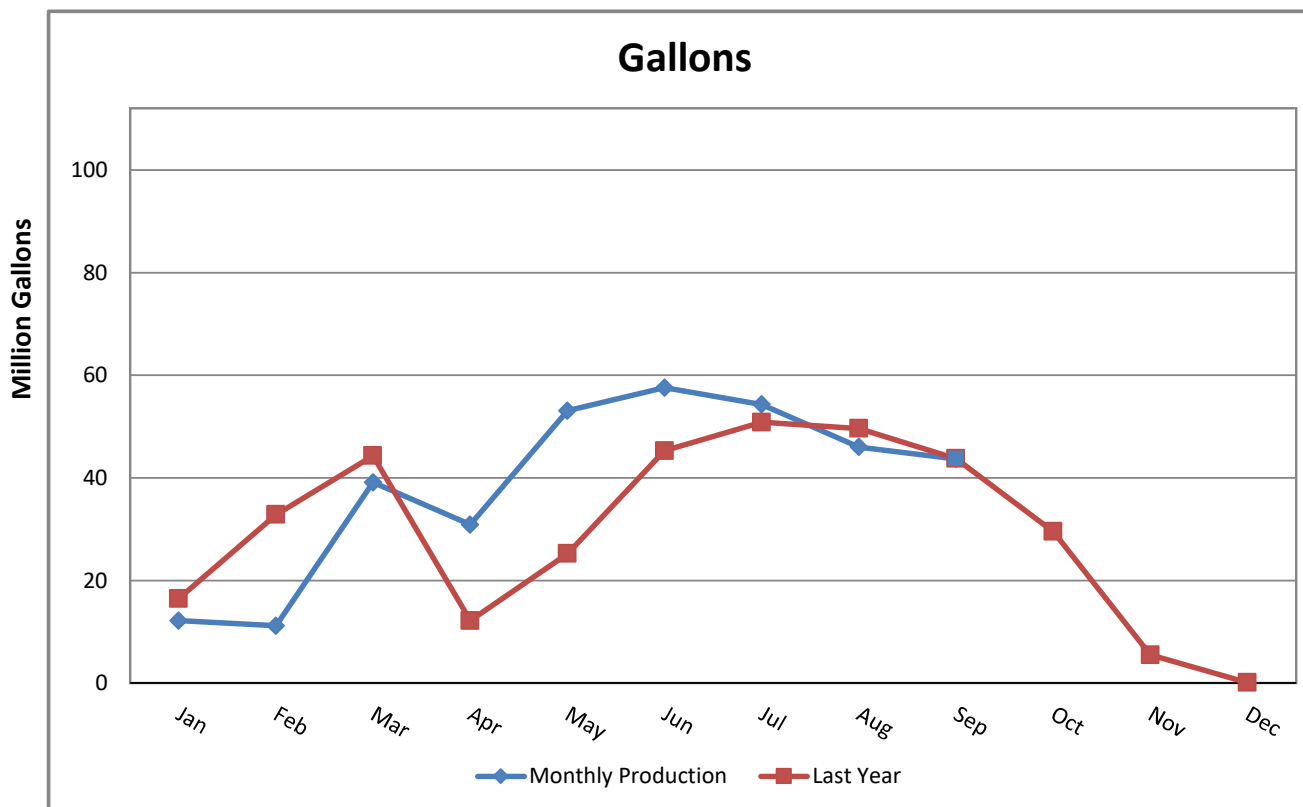
Motor Temp: 153.7 F
Hour Meter: 432.9

Chlorine:

Dosing: 1.45 mg/L
Demand: 0.34 mg/L
Residual: 1.11 mg/L

Vibration Reading:

Base Line: 0.05 in/sec
Current: 0.03 in/sec





Elk Grove Water District

Monthly Production

Well 14D Railroad -- September 2025

Selected Month Production

8,990,020 Gallons

Average GPM: 1375
Pump depth: 340 ft
Well depth: 1051 ft

Motor:

Volts: 475
Volts (Rated): 460
RPM: 1785
RPM (Rated): 1785
Amps A: 163
Amps A (Rated): 171
Amps B: 164
Amps B (Rated): 171
Amps C: 160
Amps C (Rated): 171

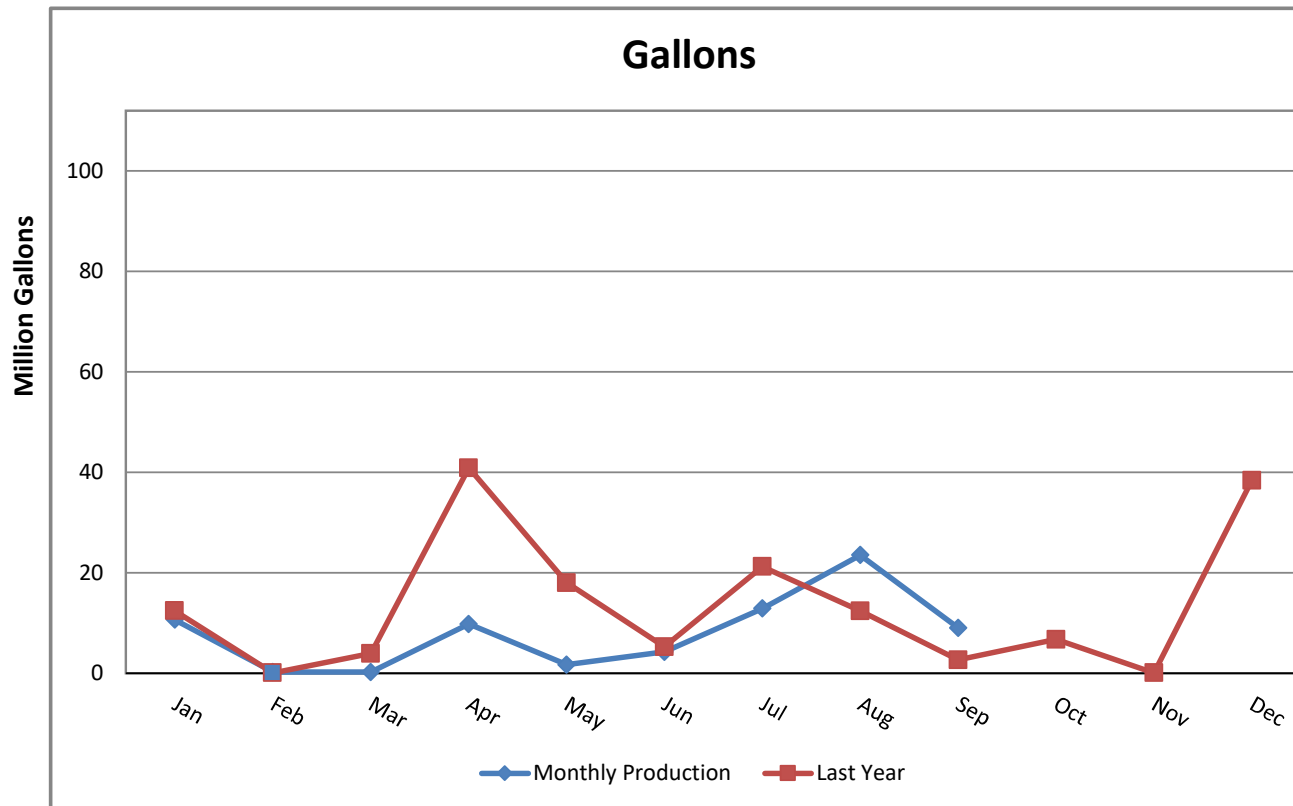
Motor Temp.: 132.5 F
Hour Meter: 109

Chlorine:

Dosing: 1.89 mg/L
Demand: 0.8 mg/L
Residual: 1.09 mg/L

Vibration Reading:

Base Line: 0.02 in/sec
Current: 0.04 in/sec





Elk Grove Water District

Monthly Production

Well 8 Williamson -- September 2025
(Submersible)

Selected Month Production

3,242,176 Gallons

Average GPM: 551
Pump depth: 150 ft
Well depth: 564 ft

Motor:

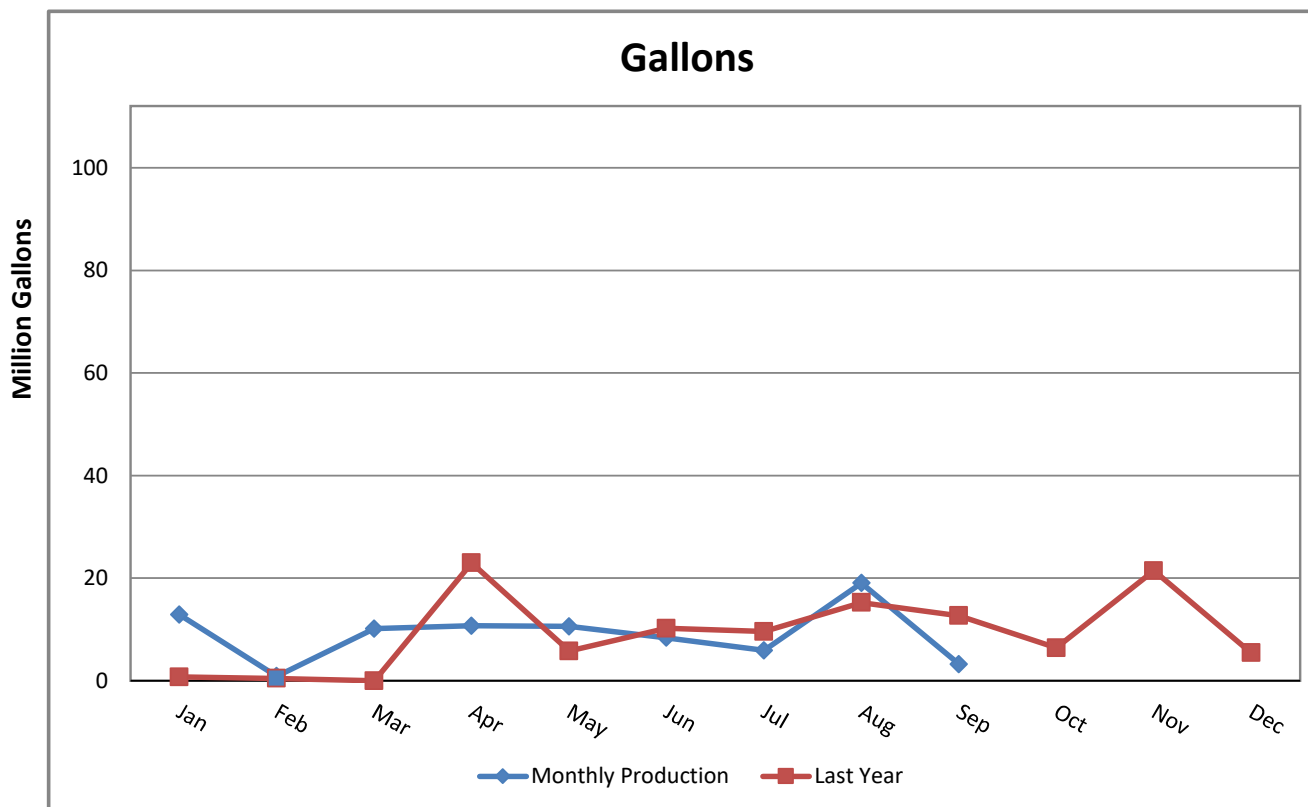
Volts: 459
Volts (Rated): 460

Amps A: 69
Amps A (Rated): 65
Amps B: 66
Amps B (Rated): 65
Amps C: 66
Amps C (Rated): 65

Hour Meter: 98.1

Chlorine:

Dosing: 1.24 mg/L
Demand: 0.34 mg/L
Residual: 0.90 mg/L





Elk Grove Water District

Monthly Production

Well 9 Polhemus -- September 2025
(Submersible)

Selected Month Production

18,336,753 Gallons

Average GPM: 492
Pump depth: 150 ft
Well depth: 556 ft

Motor:

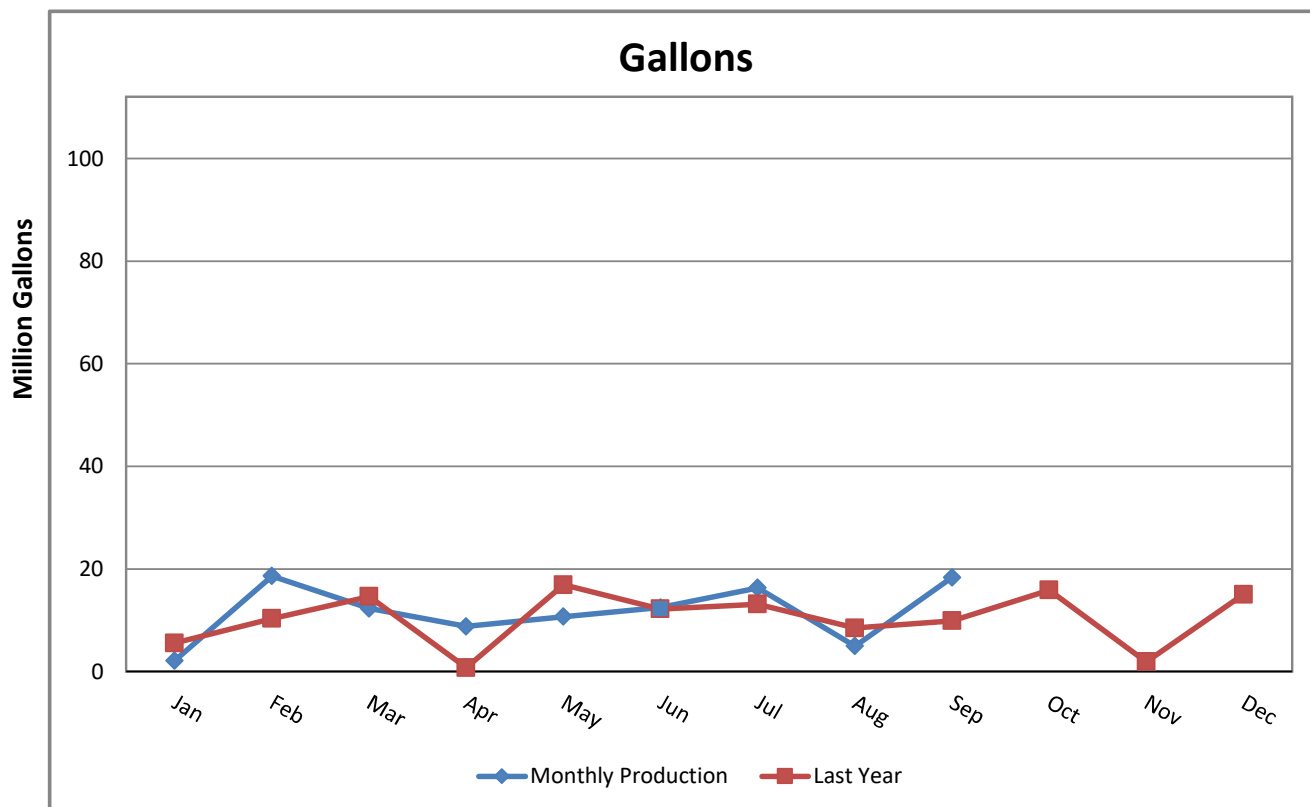
Volts: 477
Volts (Rated): 460

Amps A: 57
Amps A (Rated): 65
Amps B: 58
Amps B (Rated): 65
Amps C: 61
Amps C (Rated): 65

Hour Meter: 621.7

Chlorine:

Dosing: 1.4 mg/L
Demand: 0.43 mg/L
Residual: 0.97 mg/L





Elk Grove Water District

Monthly Production

Well 13 Hampton -- September 2025

Selected Month Production

40,494,913 Gallons

Average GPM: 939
Pump depth: 200 ft
Well depth: 500 ft

Motor:

Volts: 479
Volts (Rated): 460
RPM: 1784
RPM (Rated): 1785
Amps A: 105
Amps A (Rated): 141
Amps B: 106
Amps B (Rated): 141
Amps C: 108
Amps C (Rated): 141

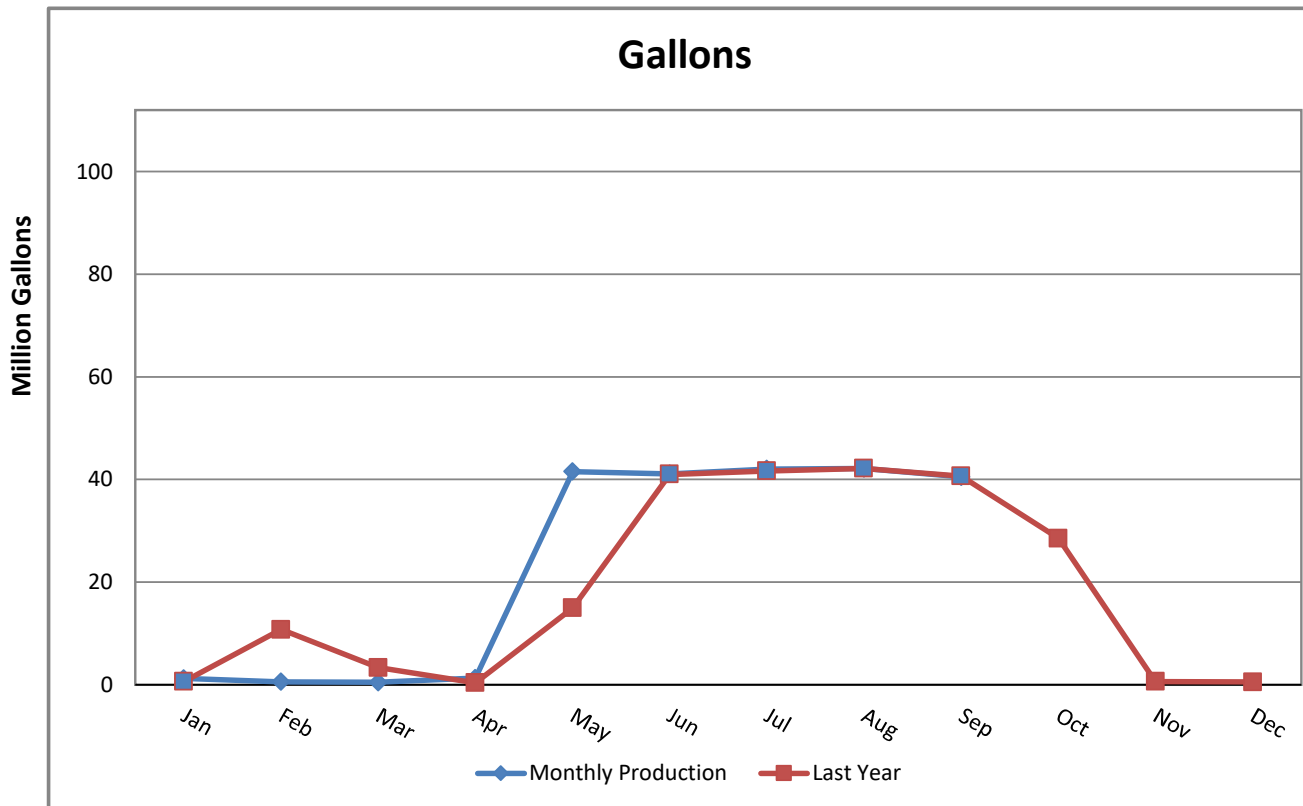
Motor Temp.: 167.8 F
Hour Meter: 719

Chlorine:

Dosing: 1.48 mg/L
Demand: 0.59 mg/L
Residual: 0.89 mg/L

Vibration Reading:

Base Line: 0.02 in/sec
Current: 0.03 in/sec





Elk Grove Water District

Combined Total Production

Service Area 1

Sep-2025

Current Month Production:

157,664,588 Gallons

Highest Day Demand of the Month:

6,254,543

Date of Occurrence

2-Sep-25

Highest Day Demand of the Calendar Year:

6,254,543

Date of Occurrence

2-Sep-25

"Water Year" Rainfall: (Oct-24 to Sep-25)

Current Month: 0.02 in

Year To Date: 13.63 in

"Water Year" Rainfall: (Oct-23 to Sep-24)

September 2024 0.00 in

Year To Date: 17.63 in

Entire Year Total: 17.63 in

Temperature:

This Month High 103 F

This Month Low 55 F

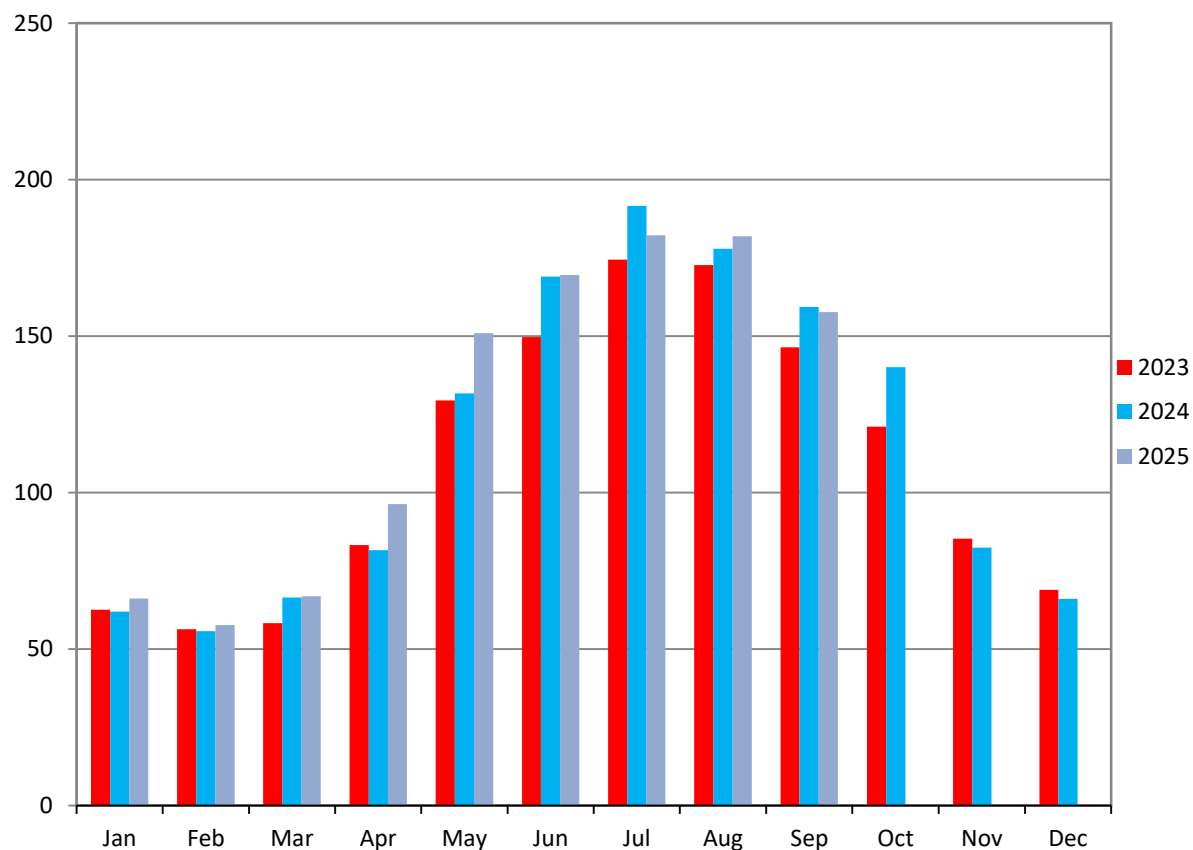
This Month Average 74.2 F

SEP-24 High 102 F

SEP-24 Low 53 F

SEP-24 Average 73.7 F

Million Gallons

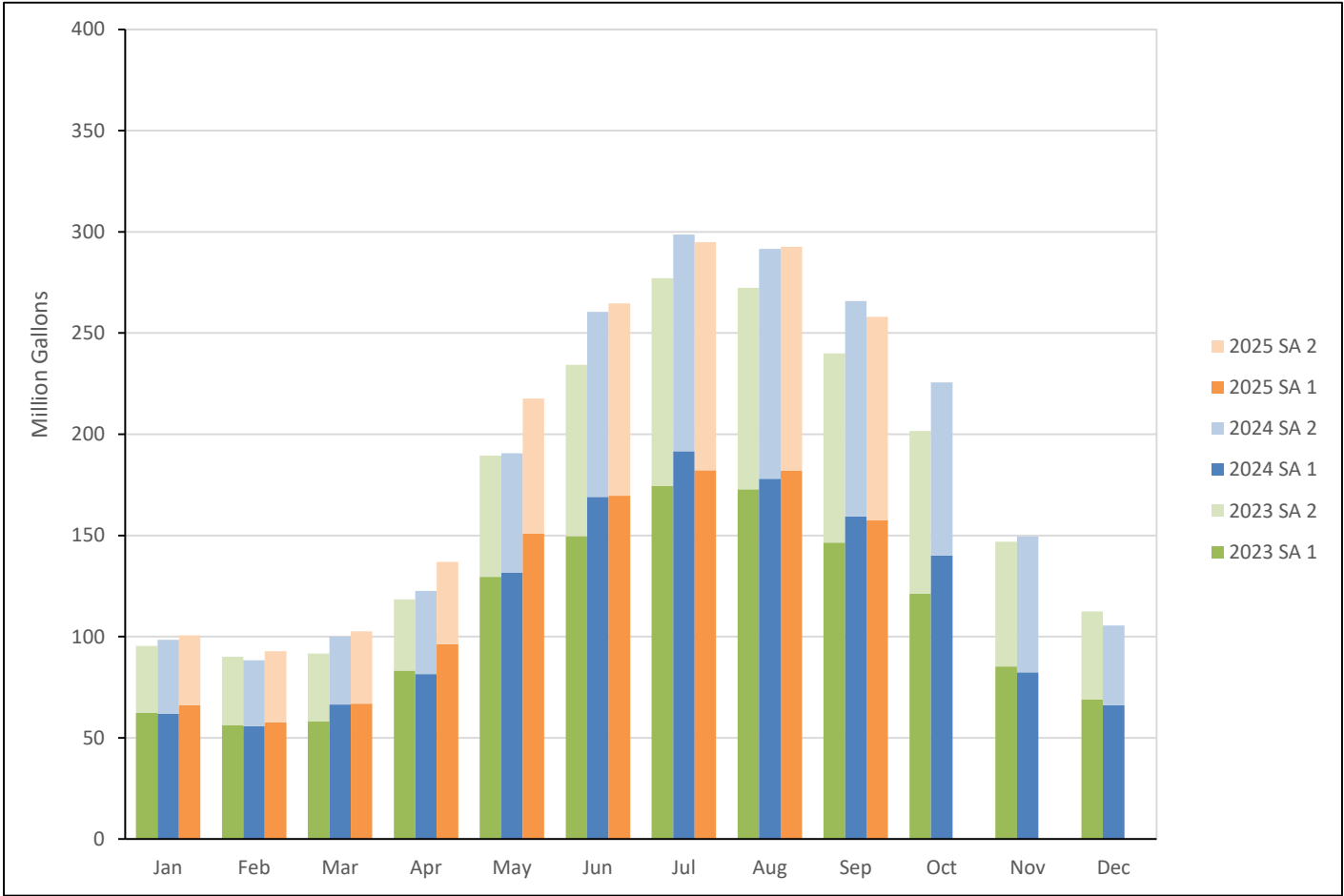




Elk Grove Water District

Total Demand/Production

Sep-2025



Current Month Demand/Production:

258,005,048 Gallons

***Change From September 2024:** -2.93%

GPCD: 194.5 Gallons per Day

R-GPCD: 146.0 Gallons per Day

Service Area 1

Active Connections: 7,944

Current Month Demand/Production:

157,664,588 Gallons

***Change From September 2024:** -1.05%

GPCD: 198.7 Gallons per Day

R-GPCD: 151.0 Gallons per Day

Service Area 2

Active Connections: 5,196

Current Month Demand/Production:

100,340,460 Gallons

***Change From September 2024:** -5.74%

GPCD: 188.2 Gallons per Day

R-GPCD: 138.5 Gallons per Day

*Percent reduction has been changed to percent change. Negative change is reduction and positive change is increase.

Elk Grove Water District Water Usage

----- Monthly Production (gallons) -----

2022	January	February	March	April	May	June	July	August	September	October	November	December	Total
GW (SA1)	63,469,715	74,242,203	92,483,924	97,643,001	140,747,995	155,597,114	166,596,675	164,513,039	144,632,180	126,478,648	76,517,155	65,813,605	1,368,735,254
Purchased (SA2)	32,115,380	43,369,788	47,452,372	68,588,608	62,494,652	90,110,812	96,146,424	95,299,688	92,002,504	81,006,904	61,785,548	41,748,872	812,121,552
Total	95,585,095	117,611,991	139,936,296	166,231,609	203,242,647	245,707,926	262,743,099	259,812,727	236,634,684	207,485,552	138,302,703	107,562,477	2,180,856,806

2023	January	February	March	April	May	June	July	August	September	October	November	December	Total
GW (SA1)	62,562,387	56,343,279	58,232,742	83,205,416	129,475,692	149,684,059	174,452,699	172,730,059	146,408,453	121,106,581	85,315,369	68,908,092	1,308,424,828
Purchased (SA2)	32,851,412	33,735,548	33,439,340	35,189,660	59,937,240	84,604,784	102,673,472	99,610,412	93,544,132	80,540,900	61,575,360	43,502,932	761,205,192
Total	95,413,799	90,078,827	91,672,082	118,395,076	189,412,932	234,288,843	277,126,171	272,340,471	239,952,585	201,647,481	146,890,729	112,411,024	2,069,630,020


2024	January	February	March	April	May	June	July	August	September	October	November	December	Total
GW (SA1)	61,915,877	55,729,972	66,410,639	81,535,145	131,704,427	169,076,492	191,647,032	177,958,857	159,339,160	140,109,268	82,418,795	66,139,444	1,383,985,108
Purchased (SA2)	36,458,268	32,530,520	33,633,072	41,059,964	58,853,388	91,426,544	107,064,980	113,644,388	106,453,864	85,452,268	67,061,940	39,318,620	812,957,816
Total	98,374,145	88,260,492	100,043,711	122,595,109	190,557,815	260,503,036	298,712,012	291,603,245	265,793,024	225,561,536	149,480,735	105,458,064	2,196,942,924

2025	January	February	March	April	May	June	July	August	September	October	November	December	Total
GW (SA1)	66,097,901	57,654,400	66,894,017	96,270,179	150,905,402	169,578,143	182,236,331	181,938,189	157,664,588	-	-	-	1,129,239,150
Purchased (SA2)	34,520,948	35,116,356	35,715,504	40,573,764	66,775,456	95,037,888	112,708,640	110,707,740	100,340,460	-	-	-	631,496,756
Total	100,618,849	92,770,756	102,609,521	136,843,943	217,680,858	264,616,031	294,944,971	292,645,929	258,005,048	0	0	0	1,760,735,906

----- Monthly Percent Change - Comparing 2024 to 2025 -----

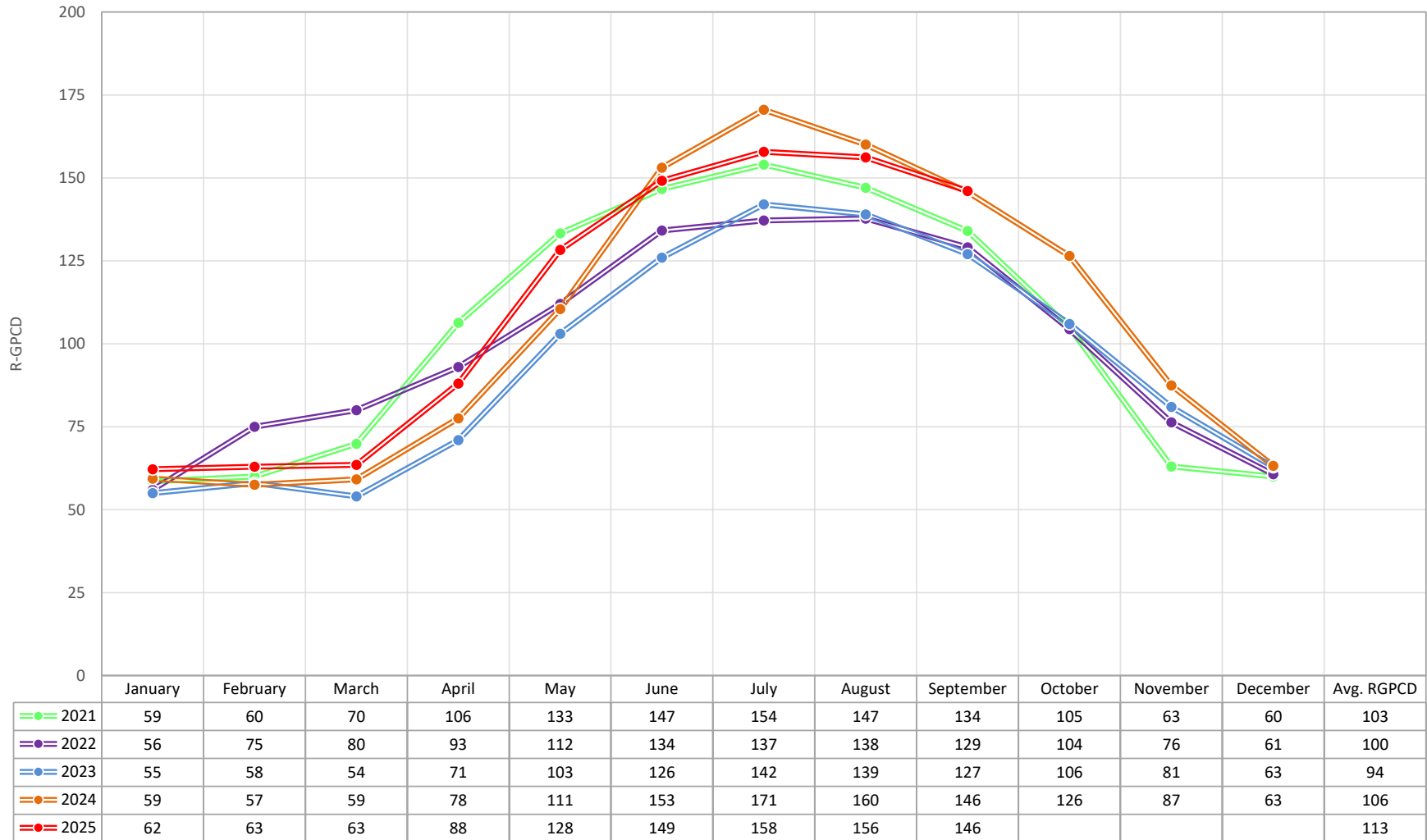
% Change	January	February	March	April	May	June	July	August	September	October	November	December	Total
GW (SA1)	6.75%	3.45%	0.73%	18.07%	14.58%	0.30%	-4.91%	2.24%	-1.05%	-	-	-	-
Purchased (SA2)	-5.31%	7.95%	6.19%	-1.18%	13.46%	3.95%	5.27%	-2.58%	-5.74%	-	-	-	-
Total	2.28%	5.11%	2.56%	11.62%	14.23%	1.58%	-1.26%	0.36%	-2.93%	-	-	-	-
% Cumulative Change	2.28%	3.62%	3.25%	5.76%	8.45%	6.37%	4.40%	3.59%	2.58%	-	-	-	-

Service Area 2		Consumption	
2025	# Accts	CCF	Gallons
Jan	5,095	46,151	34,520,948
Feb	5,121	46,947	35,116,356
Mar	5,147	47,748	35,715,504
Apr	5,149	54,243	40,573,764
May	5,156	89,272	66,775,456
Jun	5,182	127,056	95,037,888
Jul	5,183	150,680	112,708,640
Aug	5,186	148,005	110,707,740
Sep	5,196	134,145	100,340,460
Oct			0
Nov			0
Dec			0



EGWD COMBINED R-GPCD

—●— 2021 —●— 2022 —●— 2023 —●— 2024 —●— 2025



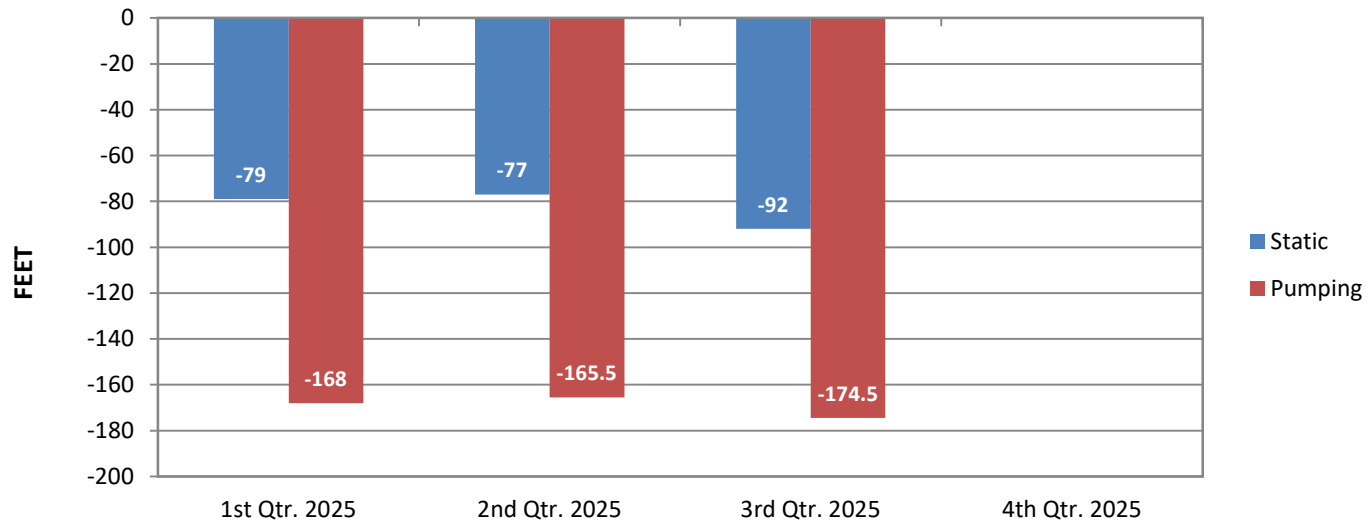
R-GPCD = Residential Gallons per Capita per Day



Elk Grove Water District

Static and Pumping Levels

Well 1D School St



Latest Well Sounding

Static: 92 Ft

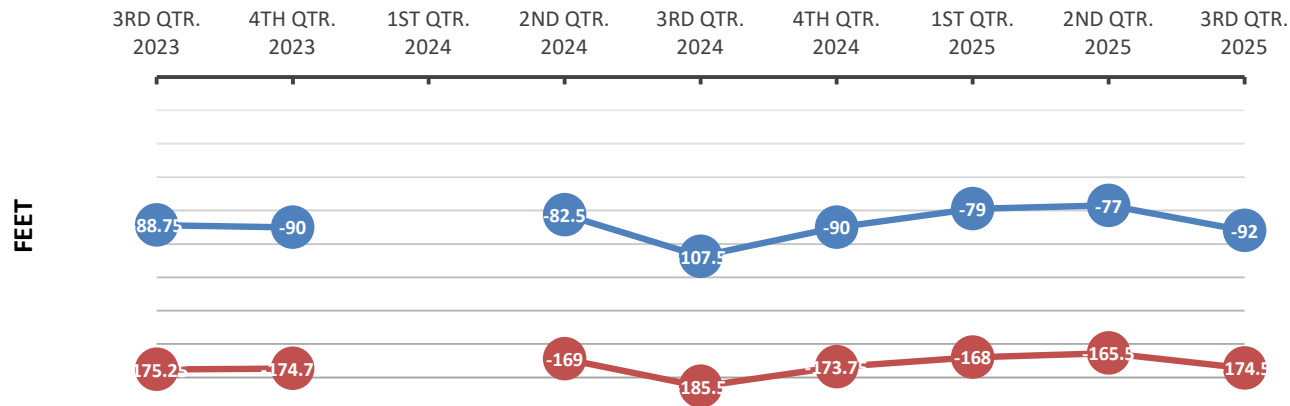
Pumping: 174.5 Ft

Drawdown: 82.5 Ft

GPM: 1,718

Specific Capacity: 20.827

Sounding Quarter/Year



Latest Sand Tester Results:

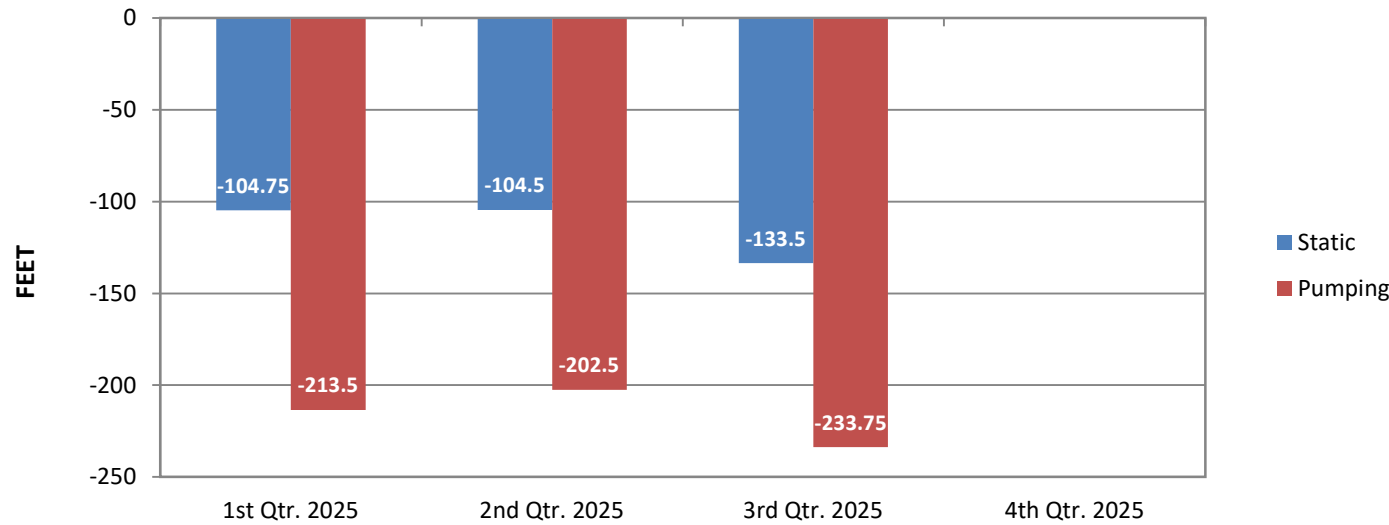
15 Min: < 5 ppm



Elk Grove Water District

Static and Pumping Levels

Well 4D Webb St



Latest Well Sounding

Static: 133.5 Ft

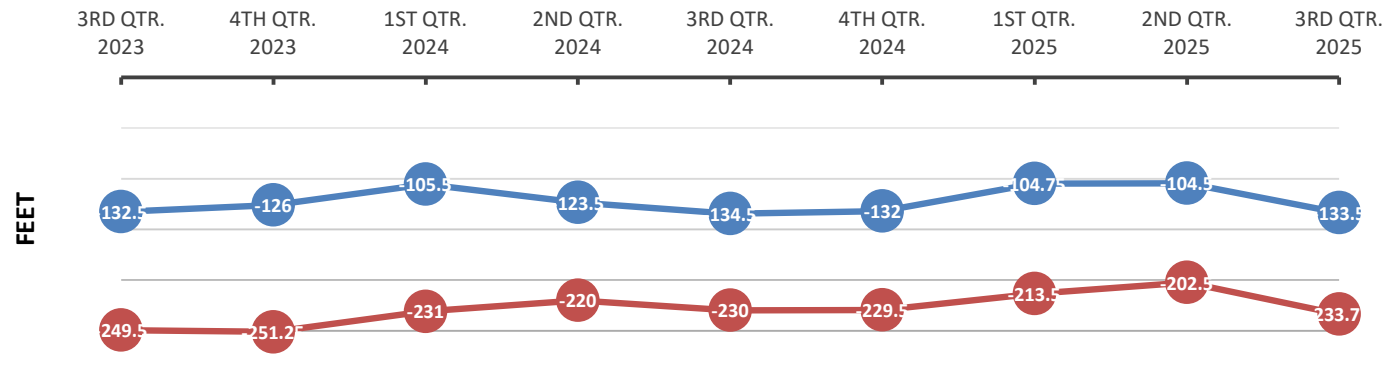
Pumping: 233.75 Ft

Drawdown: 100.25 Ft

GPM: 1,696

Specific Capacity: 16.914

Sounding Quarter/Year



Latest Sand Tester Results:

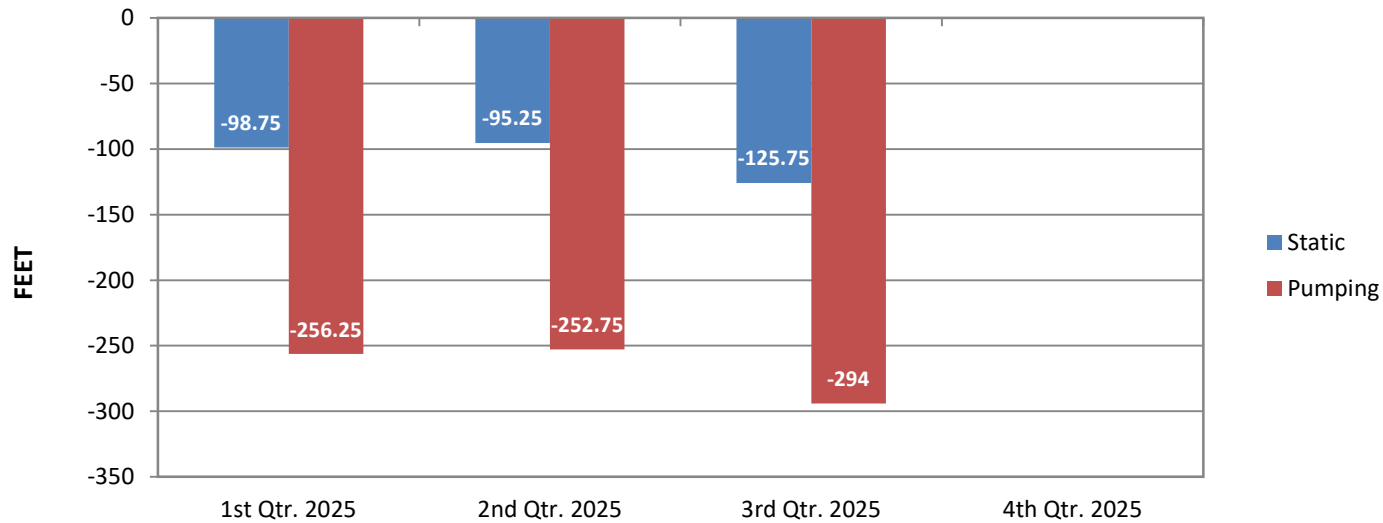
15 Min: < 5 ppm



Elk Grove Water District

Static and Pumping Levels

Well 11D Dino



Latest Well Sounding

Static: 125.75 Ft

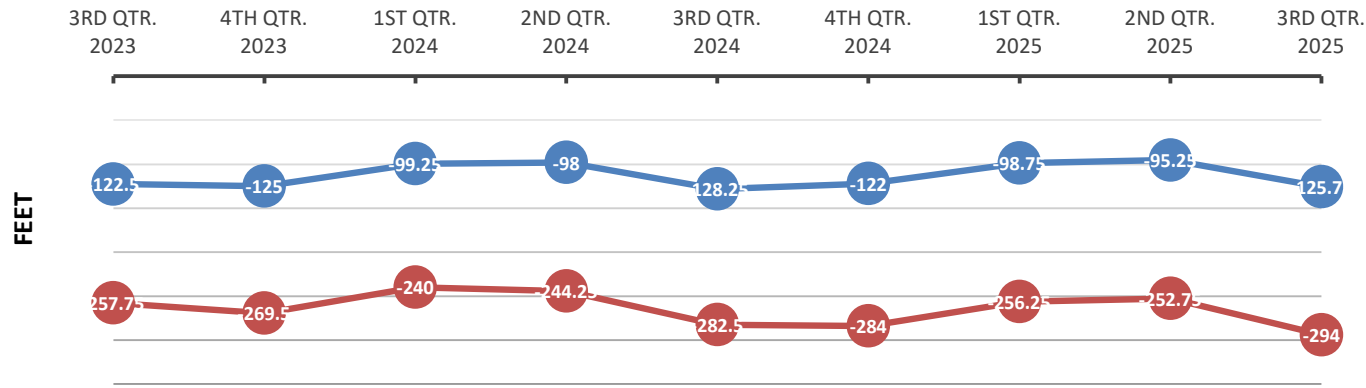
Pumping: 294 Ft

Drawdown: 168.25 Ft

GPM: 1,707

Specific Capacity: 10.144

Sounding Quarter/Year



Latest Sand Tester Results:

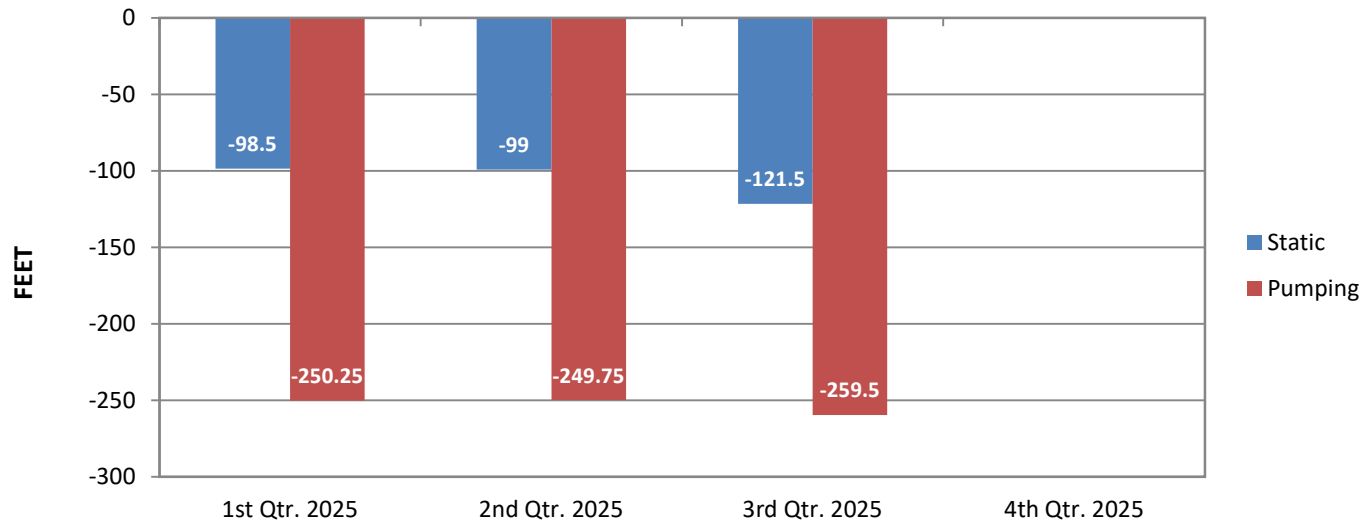
15 Min: < 5 ppm



Elk Grove Water District

Static and Pumping Levels

Well 14D Railroad



Latest Well Sounding

Static: 121.5 Ft

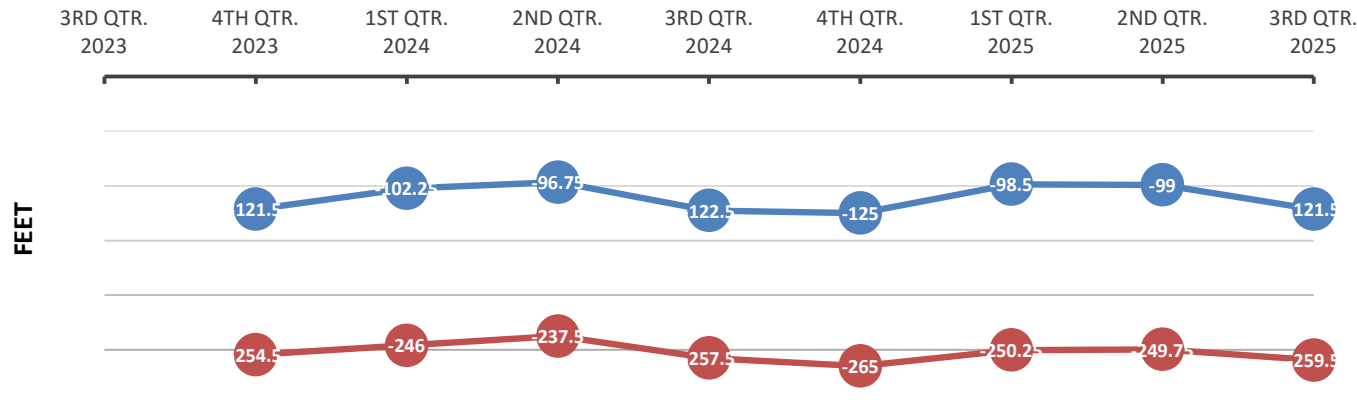
Pumping: 259.5 Ft

Drawdown: 138 Ft

GPM: 1,404

Specific Capacity: 10.176

Sounding Quarter/Year



Latest Sand Tester Results:

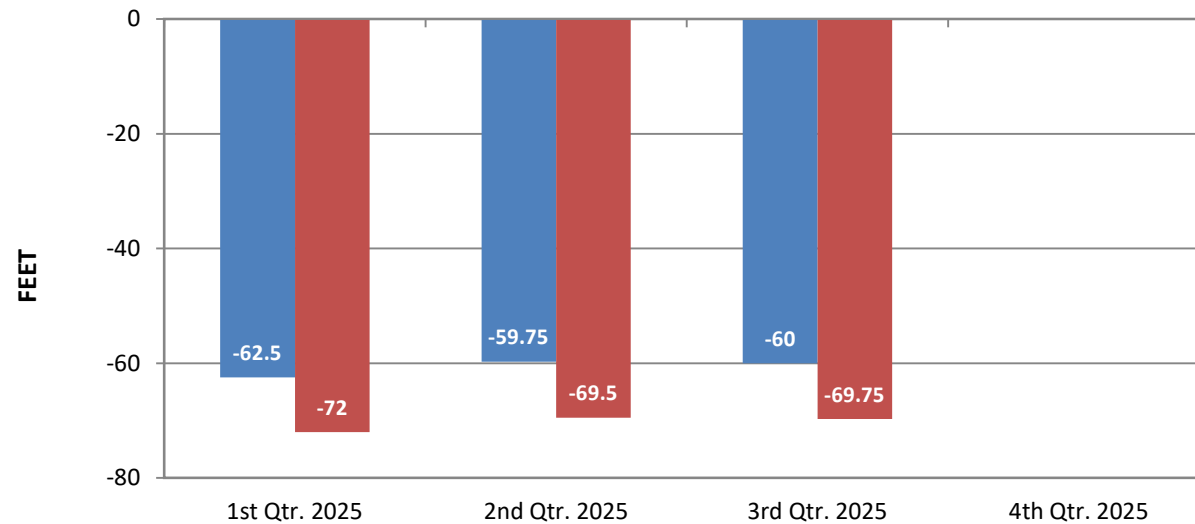
15 Min: < 5 ppm



Elk Grove Water District

Static and Pumping Levels

Well 8 Williamson



Latest Well Sounding

Static: 60 Ft

Pumping: 69.75 Ft

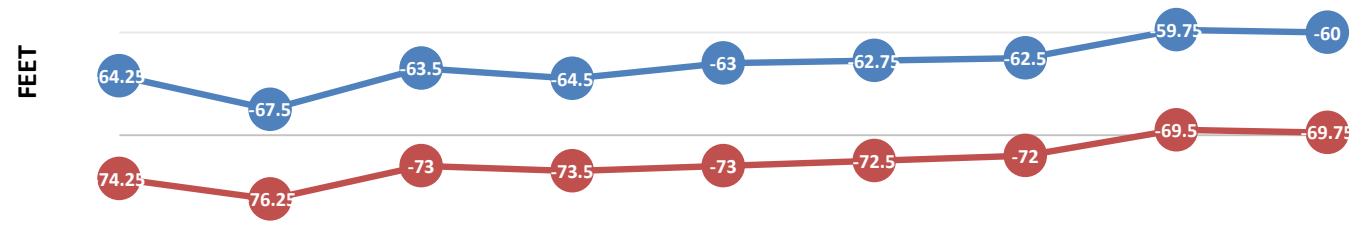
Drawdown: 9.75 Ft

GPM: 554

Specific Capacity: 56.871

Sounding Quarter/Year

3RD QTR. 2023 4TH QTR. 2023 1ST QTR. 2024 2ND QTR. 2024 3RD QTR. 2024 4TH QTR. 2024 1ST QTR. 2025 2ND QTR. 2025 3RD QTR. 2025



Latest Sand Tester Results:

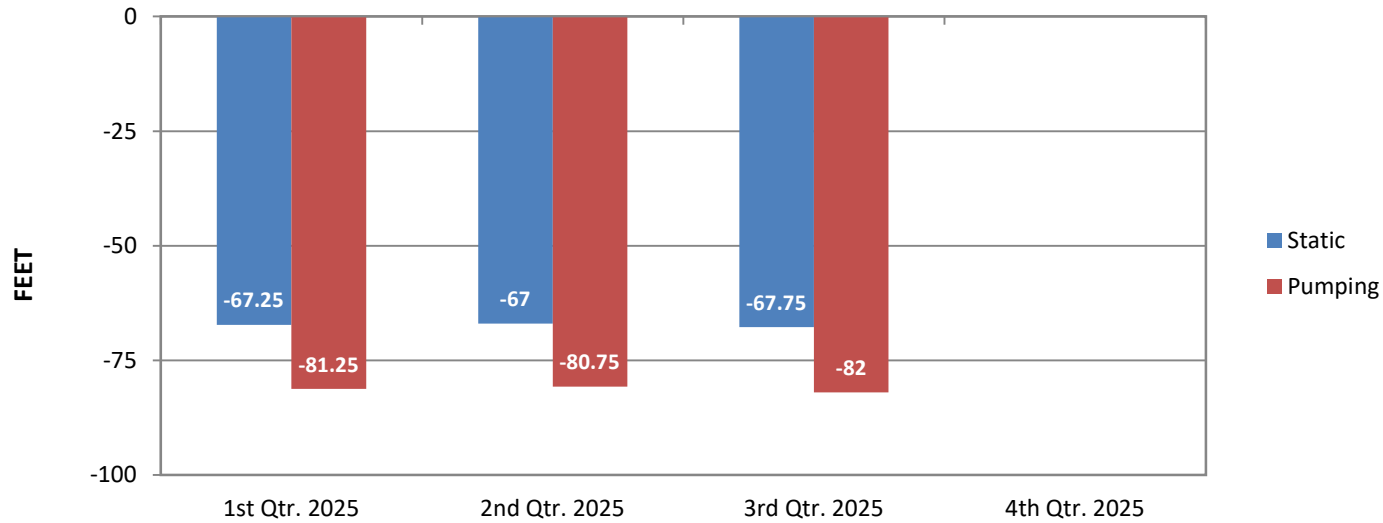
15 Min: < 5 ppm



Elk Grove Water District

Static and Pumping Levels

Well 9 Polhemus



Latest Well Sounding

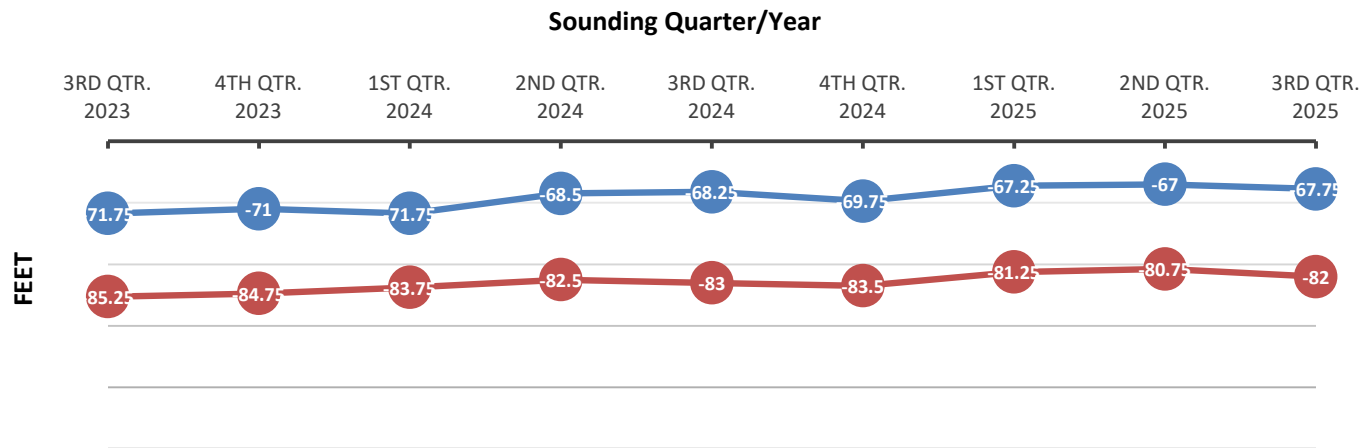
Static: 67.75 Ft

Pumping: 82 Ft

Drawdown: 14.25 Ft

GPM: 498

Specific Capacity: 34.966



Latest Sand Tester Results:

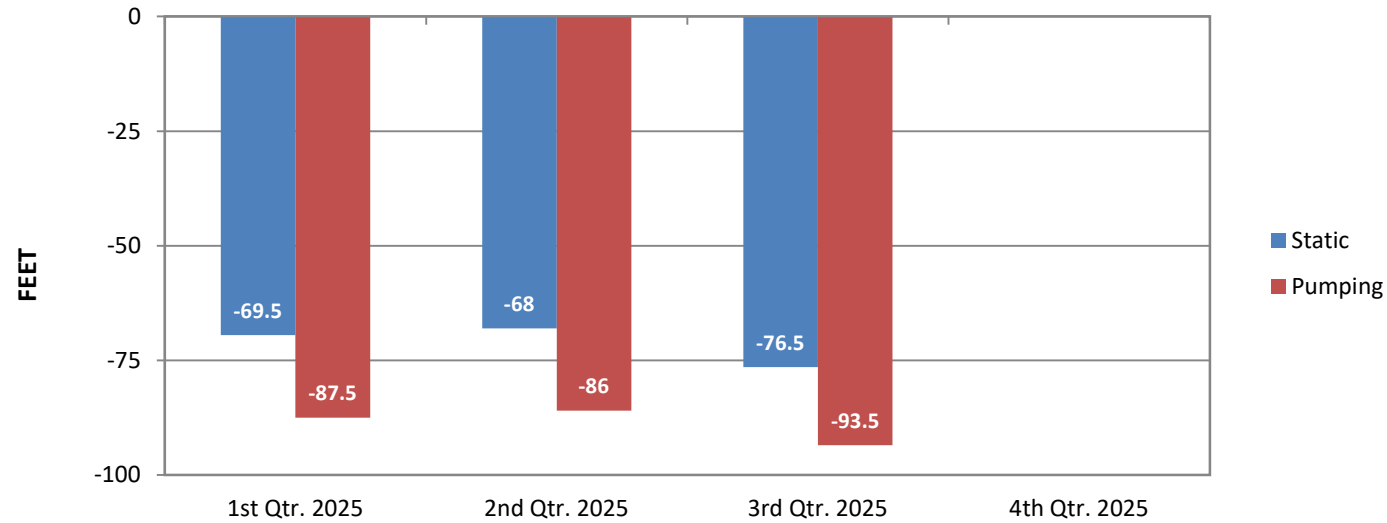
15 Min: < 5 ppm



Elk Grove Water District

Static and Pumping Levels

Well 13 Hampton



Latest Well Sounding

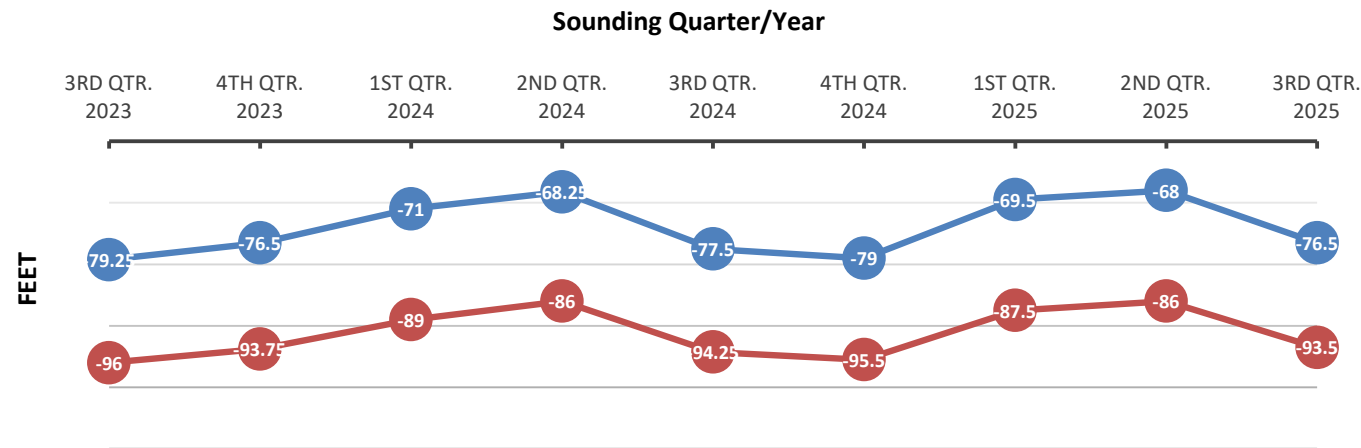
Static: 76.5 Ft

Pumping: 93.5 Ft

Drawdown: 17 Ft


GPM: 965

Specific Capacity: 56.786



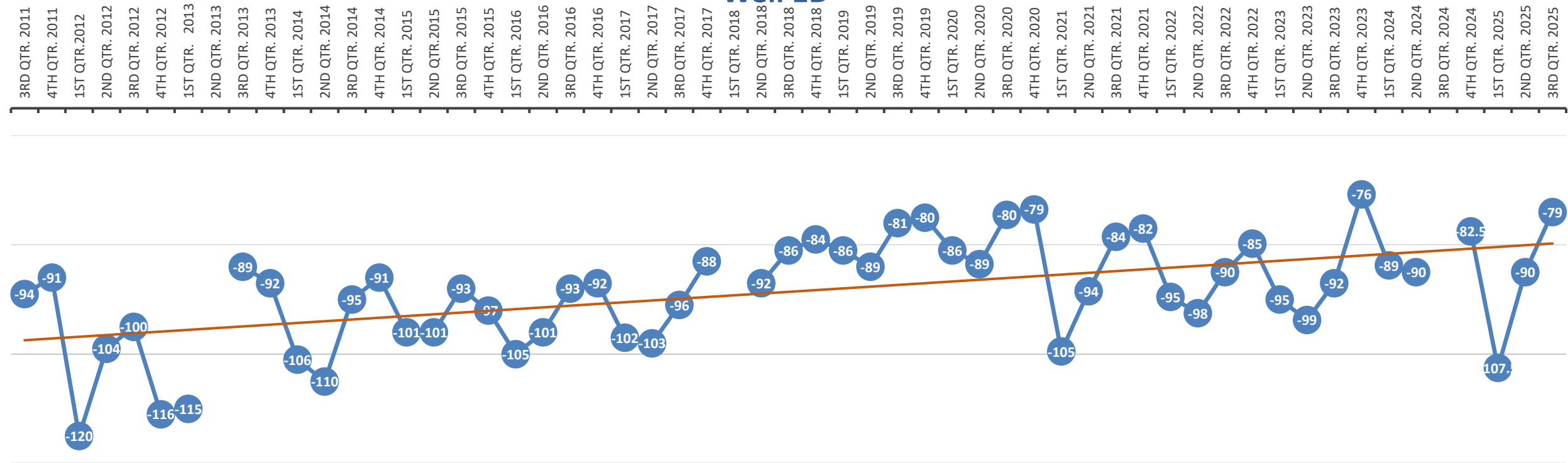
Latest Sand Tester Results:

15 Min: < 5 ppm

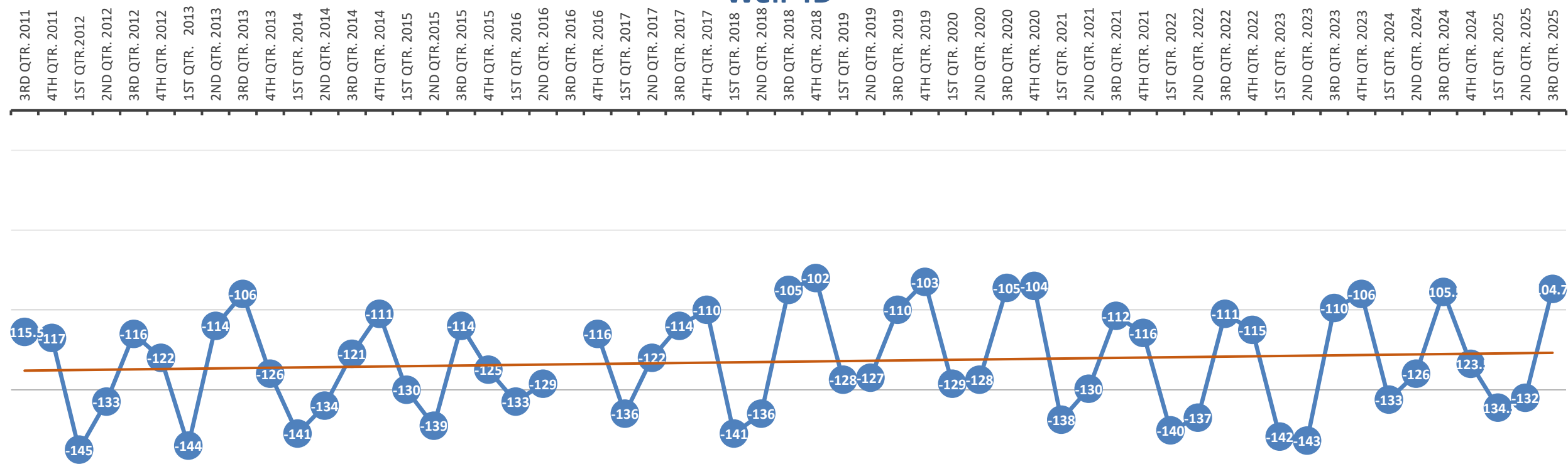


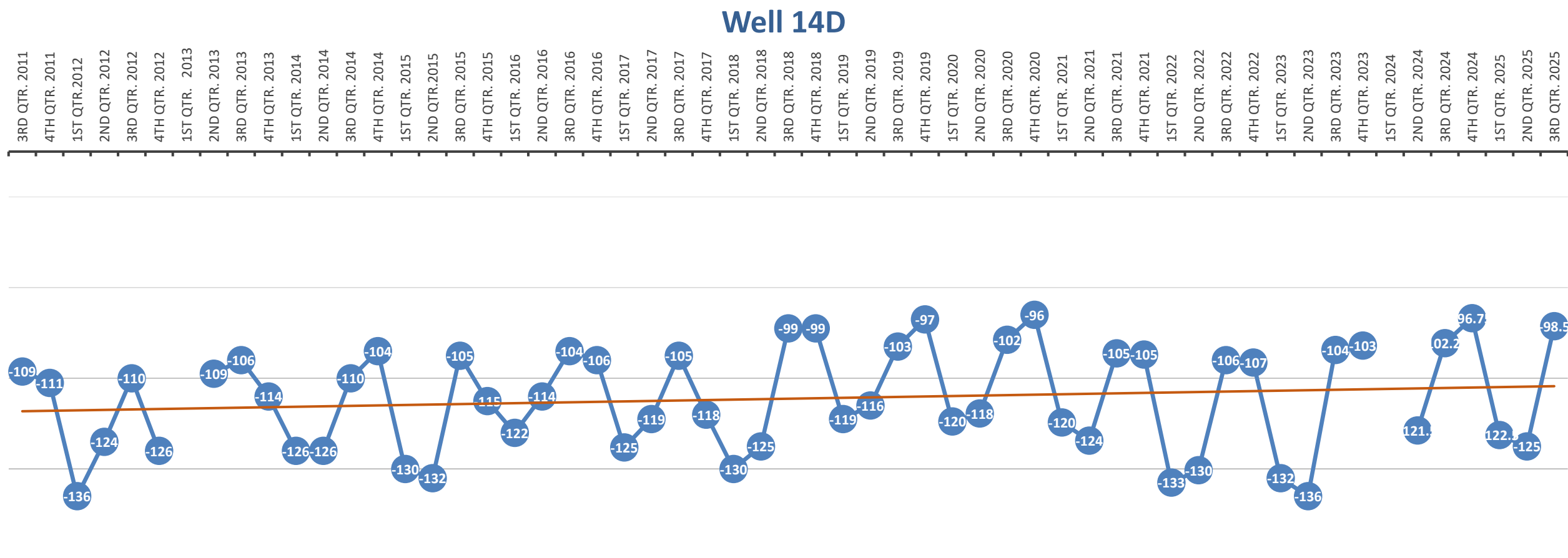
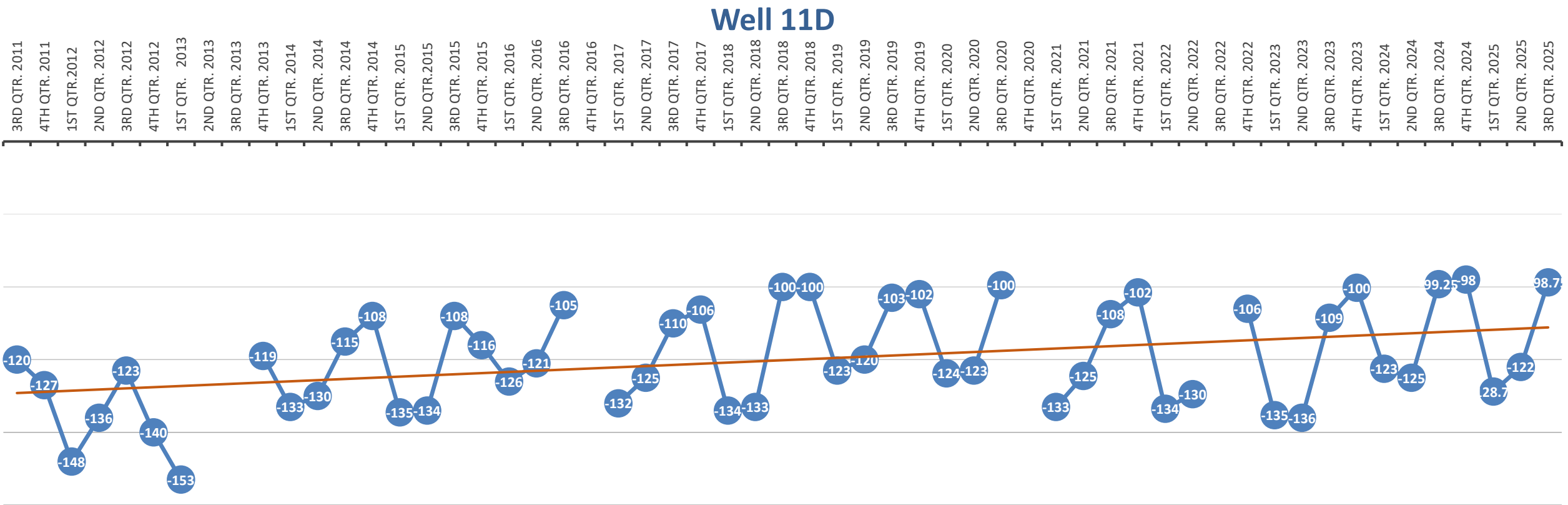
Historic Static Well Levels

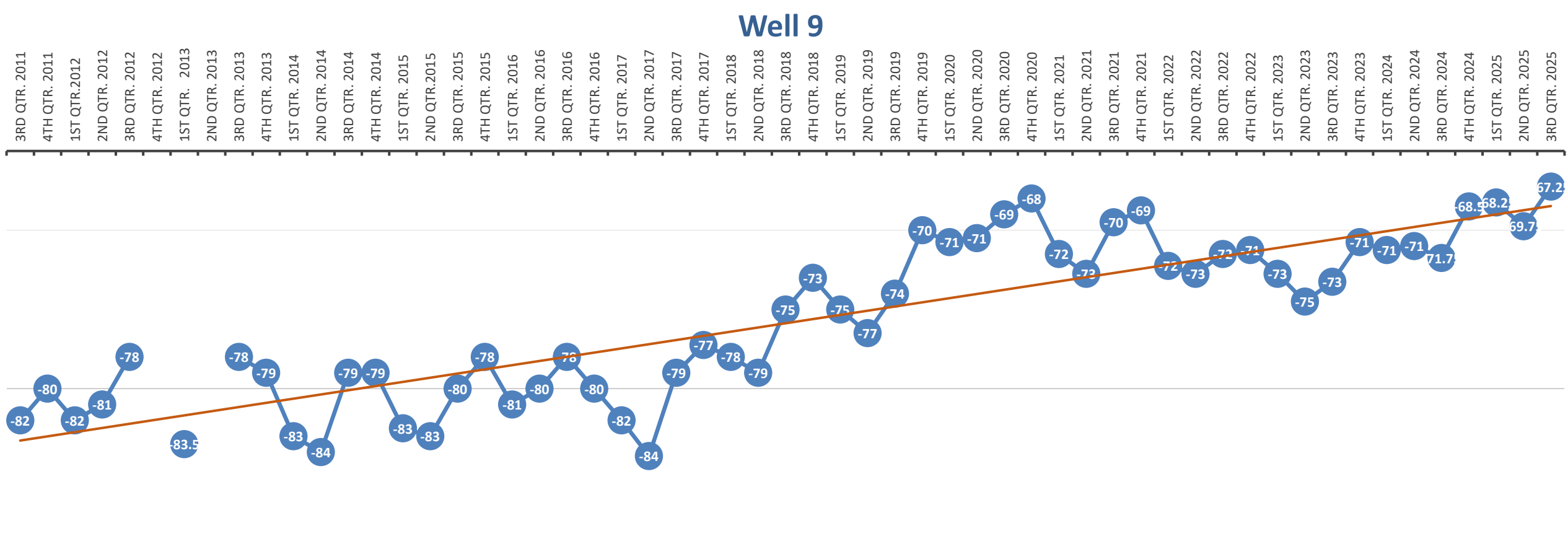
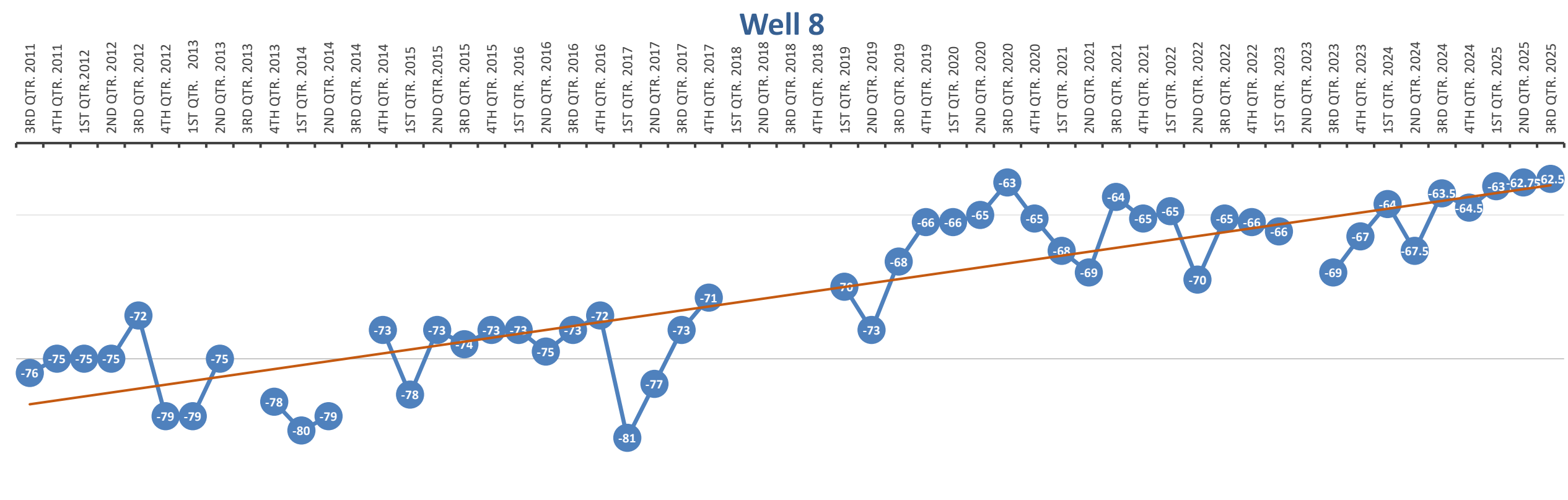
Well 1D



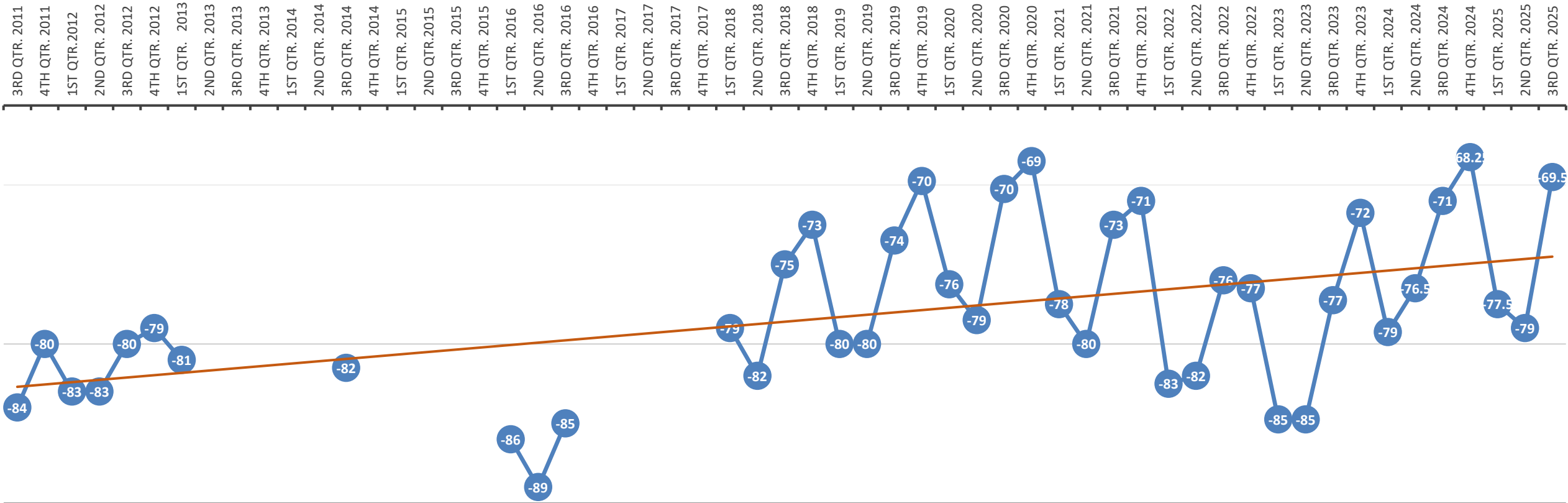
Well 4D







Well 13



Monthly Sample Report - September 2025
Water System: Elk Grove Water System

Sampling Point: 01 - 8693 W. Camden			
Sample Date	Sample Class	Sample Name	Collection Occurrence
9/2/2025	Distribution System	Bacteriological	Week
9/9/2025	Distribution System	Bacteriological	Week
9/16/2025	Distribution System	Bacteriological	Week
9/23/2025	Distribution System	Bacteriological	Week
9/30/2025	Distribution System	Bacteriological	Week
Sampling Point: 02 - 9425 Emerald Vista			
Sample Date	Sample Class	Sample Name	Collection Occurrence
9/2/2025	Distribution System	Bacteriological	Week
9/9/2025	Distribution System	Bacteriological	Week
9/16/2025	Distribution System	Bacteriological	Week
9/23/2025	Distribution System	Bacteriological	Week
9/30/2025	Distribution System	Bacteriological	Week
Sampling Point: 03 - 8809 Valley Oak			
Sample Date	Sample Class	Sample Name	Collection Occurrence
9/2/2025	Distribution System	Bacteriological	Week
9/9/2025	Distribution System	Bacteriological	Week
9/16/2025	Distribution System	Bacteriological	Week
9/23/2025	Distribution System	Bacteriological	Week
9/30/2025	Distribution System	Bacteriological	Week

Sampling Point: 04 - 10122 Glacier Point

Sample Date	Sample Class	Sample Name	Collection Occurrence
9/2/2025	Distribution System	Bacteriological	Week
9/9/2025	Distribution System	Bacteriological	Week
9/16/2025	Distribution System	Bacteriological	Week
9/23/2025	Distribution System	Bacteriological	Week
9/30/2025	Distribution System	Bacteriological	Week

Sampling Point: 05 - 9230 Amsden Ct.

Sample Date	Sample Class	Sample Name	Collection Occurrence
9/2/2025	Distribution System	Bacteriological	Week
9/9/2025	Distribution System	Bacteriological	Week
9/16/2025	Distribution System	Bacteriological	Week
9/23/2025	Distribution System	Bacteriological	Week
9/30/2025	Distribution System	Bacteriological	Week

Sampling Point: 06 - 9227 Rancho Dr.

Sample Date	Sample Class	Sample Name	Collection Occurrence
9/2/2025	Distribution System	Bacteriological	Week
9/9/2025	Distribution System	Bacteriological	Week
9/16/2025	Distribution System	Bacteriological	Week
9/23/2025	Distribution System	Bacteriological	Week
9/30/2025	Distribution System	Bacteriological	Week

Sampling Point: 07 - Al Gates Park Mainline Dr.

Sample Date	Sample Class	Sample Name	Collection Occurrence
9/2/2025	Distribution System	Bacteriological	Week
9/2/2025	Distribution System	Fluoride	Month
9/9/2025	Distribution System	Bacteriological	Week
9/16/2025	Distribution System	Bacteriological	Week
9/23/2025	Distribution System	Bacteriological	Week
9/30/2025	Distribution System	Bacteriological	Week

Sampling Point: 08 - 9436 Hollow Springs Wy.

Sample Date	Sample Class	Sample Name	Collection Occurrence
9/2/2025	Distribution System	Bacteriological	Week
9/9/2025	Distribution System	Bacteriological	Week
9/16/2025	Distribution System	Bacteriological	Week
9/23/2025	Distribution System	Bacteriological	Week
9/30/2025	Distribution System	Bacteriological	Week

Sampling Point: 09 - 8417 Blackman Wy.

Sample Date	Sample Class	Sample Name	Collection Occurrence
9/2/2025	Distribution System	Bacteriological	Week
9/9/2025	Distribution System	Bacteriological	Week
9/16/2025	Distribution System	Bacteriological	Week
9/23/2025	Distribution System	Bacteriological	Week
9/30/2025	Distribution System	Bacteriological	Week

Sampling Point: 10 - 9373 Oreo Ranch Cir.

Sample Date	Sample Class	Sample Name	Collection Occurrence
9/2/2025	Distribution System	Bacteriological	Week
9/9/2025	Distribution System	Bacteriological	Week
9/16/2025	Distribution System	Bacteriological	Week
9/23/2025	Distribution System	Bacteriological	Week
9/30/2025	Distribution System	Bacteriological	Week

Sampling Point: 11 - 9907 Kapalua Ln.

Sample Date	Sample Class	Sample Name	Collection Occurrence
9/2/2025	Distribution System	Bacteriological	Week
9/9/2025	Distribution System	Bacteriological	Week
9/16/2025	Distribution System	Bacteriological	Week
9/23/2025	Distribution System	Bacteriological	Week
9/30/2025	Distribution System	Bacteriological	Week

Sampling Point: 12-9205 Meadow Grove Dr.

Sample Date	Sample Class	Sample Name	Collection Occurrence
9/2/2025	Distribution System	Bacteriological	Week
9/9/2025	Distribution System	Bacteriological	Week
9/16/2025	Distribution System	Bacteriological	Week
9/23/2025	Distribution System	Bacteriological	Week
9/30/2025	Distribution System	Bacteriological	Week

Sampling Point: 13 - Elloit Springs Dr.

Sample Date	Sample Class	Sample Name	Collection Occurrence
9/2/2025	Distribution System	Bacteriological	Week
9/9/2025	Distribution System	Bacteriological	Week
9/16/2025	Distribution System	Bacteriological	Week
9/23/2025	Distribution System	Bacteriological	Week
9/30/2025	Distribution System	Bacteriological	Week

Sampling Point: Hampton Well 13 - Raw Water

Sample Date	Sample Class	Sample Name	Collection Occurrence
9/2/2025	Source Water	Fe, Mn, As, Total	Week
9/8/2025	Source Water	Fe, Mn, As, Total	Week
9/15/2025	Source Water	Fe, Mn, As, Total	Week
9/22/2025	Source Water	Fe, Mn, As, Total	Week
9/30/2025	Source Water	Fe, Mn, As, Total	Week

Sampling Point: Hampton WTP Effluent

Sample Date	Sample Class	Sample Name	Collection Occurrence
9/2/2025	Source Water	Fe, Mn, As, Total	Week
9/8/2025	Source Water	Fe, Mn, As, Total	Week
9/15/2025	Source Water	Fe, Mn, As, Total	Week
9/22/2025	Source Water	Fe, Mn, As, Total	Week
9/30/2025	Source Water	Fe, Mn, As, Total	Week

Sampling Point: Railroad WTP Effluent			
Sample Date	Sample Class	Sample Name	Collection Occurrence
9/2/2025	Treated Plant Effluent	WTP Eff - Fe,Mn,As Total	Month
9/3/2025	Treated Plant Effluent	Threshold Odor	Month
Sampling Point: Special Distribution/Construction Samples			
Sample Date	Sample Class	Sample Name	Collection Description
9/2/2025	Distribution System	Bacteriological	9240 Meadow Grove cout Hydrant F5-36H cip project
9/3/2025	Distribution System	Bacteriological	9945 Stone Oak Hydrant H4-003H Shear break repair
9/8/2025	Distribution System	Bacteriological	9200 Meadow Grove (cip project) 2" blowoff 2 samples taken
9/10/2025	Distribution System	Bacteriological	8769 Valley Oak Hydrant # G3-046H (Service line was hit)
9/16/2025	Distribution System	Bacteriological	9716 Meadow Grove Hydrant # F5-43H (540 Tee Tie in)
9/18/2025	Distribution System	Bacteriological	9716 Meadow Grove Hydrant # F5-43H (540 T main tie in)
9/30/2025	Distribution System	Bacteriological	9709 Gamay 2" BO Intersection Gamay & Meadow Grove ct.
<u>Colors</u>		<u>Monthly Total</u>	<u>Yearly Total</u>
Black = Scheduled		78	674
Green = Unscheduled		8	43



October 7, 2025

Sacramento Regional County
Sanitation District
Environmental Specialist
10060 Goethe Rd.
Sacramento, CA. 95827

WASTEWATER DISCHARGE COMPLIANCE AND FLOWMETER CALIBRATION REPORT FORMS

Enclosed is the Wastewater Discharge Compliance Report Form from Elk Grove Water District for September 2025.

Also enclosed are the 2025 Flowmeter Calibration Certification Reports for the Railroad Water Treatment Plant and the Hampton Village Water Treatment Plant.

If you have any further questions, you may contact me at 916-585-9390

AARON HEWITT
WATER TREATMENT SUPERVISOR

SACRAMENTO REGIONAL COUNTY SANITATION DISTRICT (REGIONAL SAN)

COMPLIANCE REPORT FORM

Attn: Scott Mullin	E-mail: mullins@sacsewer.com	Wastewater Source Control Section
Phone: (916) 875-6470	Fax: (916) 854-9286	
From: Aaron Hewitt		
Company: Elk Grove Water District		Permit # WTP-010

Discharge Month:	September	Year:	2025
-------------------------	------------------	--------------	-------------

The following reports and information are attached (check all that apply):

	Location	Total Gallons
<input checked="" type="checkbox"/> Water use/flow meter report (If there is no discharge during the reporting period, this must be reported)	OF 1 Hampton WTP Backwash Tank	1,266,990
	OF 3 Railroad WTP Backwash Tank	116,940
	OF 5 Analyzer Water	34,560
	OF 6 Tank Sludge (preapproval req)	
	OF 7 Misc. (preapproval req)	

☐ Monitoring results/analytical report(s)

pH (if measured); Grab Monitoring Data Review

Location	Date and Time	pH
OF1		
OF3		
OF6		
OF7		

☐

pH compliance statement – CHECK ONE BELOW

☐ Based on a review of this facility's pH data, pH has exceeded the discharge limits.

☐ I certify that this facility has reviewed pH data and is in compliance.

Discharge Rate - CHECK ONE BELOW

or ☐ Based on a review of this facility's flow data, the discharge rate limit was exceeded.

☒ I certify that this facility is in compliance with the discharge rate limit.

☐ Attached is a description of anticipated changes that may significantly alter the nature, quality, or volume of the wastewater discharged.

☒ Flow monitoring equipment certification

☐ Other (explain):

SACRAMENTO REGIONAL COUNTY SANITATION DISTRICT (REGIONAL SAN)

Domestic Calculation

Domestic Usage/ Employee Monthly Totals	Number of Full-time Equivalent* Employees	Business Days per Month	Allowance (gallons per day)	Gallons
Production	2	19	15	570
Office	3	19	10	570
Drivers/Field	12	19	3	684
Total				1,824

*FTE Equivalent: all employees' monthly hours added together and converted to a full-time employee count

Certification Statement

"I certify under penalty of law that this document and all attachments were prepared under my direction or supervision in accordance with a system designed to assure that qualified personnel properly gather and evaluate the information submitted. Based on my inquiry of the person or persons who manage the system, or those persons directly responsible for gathering the information, the information submitted is, to the best of my knowledge and belief, true, accurate and complete. I am aware that there are significant penalties for submitting false information including the possibility of fine and imprisonment for knowing violations."

SIGNATURE of Authorized Representative:



PRINTED NAME, TITLE:

Aaron Hewitt Treatment Plant Supervisor
(Name) (Title)

DATE:

10.7.2025

Aqua Sierra Controls, Inc.
1650 Industrial Drive
Auburn, CA 95603
(530) 823-3241 Fax (530-823-3475)

Meter Certification Report

Customer: Elk Grove Water District

Date: 8/27/2025

Address: 9715 Railroad Street

Elk Grove, CA 95624

Location: 10113 Hampton Oak, Hampton Oak W.T.P.

Attn: Aaron Hewitt

Description of Metering Equipment:

ABB Process Master

Model Number: FEP325100M191A1B1B1A5P0Y1AJ1F6T3

Serial Number: 3K620000175210

Test run #1

Approx Run time		5:00.00	Minutes			
Thermo Polysonics	Appx. Flow	Totalized Flow	Customer Meter	Appx. Flow	Totalized Flow	Error %
DCT 7088	39.44	195	ABB Process Master	40.03	198	1.50%

Test run #2

Approx Run time		5:00.00	Minutes			
Thermo Polysonics	Appx. Flow	Totalized Flow	Customer Meter	Appx. Flow	Totalized Flow	Error %
DCT 7088	38.96	192	ABB Process Master	39.27	193	52.00%

Test run #3

Approx Run time		5:00.00	Minutes			
Thermo Polysonics	Appx. Flow	Totalized Flow	Customer Meter	Appx. Flow	Totalized Flow	Error %
DCT 7088	37.11	187	ABB Process Master	37.4	188	53.00%

Final Check after Adjustment

Approx Run time			Minutes			
Thermo- Polysonics	Appx. Flow	Totalized- Flow	Customer Meter	Appx. Flow	Totalized Flow	Error %
DCT 7088			ABB Watermeter			

Meter: Pass X Fail

Comments: 4" Carbon Steel Pipe, OD: 4.5, Wall Thickness: 0.237

Totalizer Start: 55094357 @ 10:47am

Totalizer Stop: 55095540 @ 12:17pm

Calibration Performed by: Joseph Galleo

Joseph Galleo - 8/27/2025



Aqua Sierra Controls, Inc.
1650 Industrial Drive
Auburn, CA 95603
(800) 649-4287
service@aquasierra.com
www.aquasierra.com

Meter Certification Report

Customer: Elk Grove Water District

Date: 08/27/2025

Address: 9715 Railroad St.

Elk Grove, Ca. 95624

Location: Backwash Waste Meter Railroad W.T.P.

Attn: Aaron Hewitt

Description of Metering Equipment:

Transmitter - 4: ABB Mag Meter - Serial Number: 04W024928

Test run #1

		Approx Run time	5:00.00	Minutes		
Thermo Polysonics	Appx. Flow	Totalized Flow	Customer Meter	Appx. Flow	Totalized Flow	Error %
DCT 7088	208.97	1048	ABB Mag Meter	207.57	1044	0.38

Test run #2

		Approx Run time	5:00.00	Minutes		
Thermo Polysonics	Appx. Flow	Totalized Flow	Customer Meter	Appx. Flow	Totalized Flow	Error %
DCT 7088	207.77	1040	ABB Mag Meter	208.03	1042	0.19

Test run #3

		Approx Run time	5:00.00	Minutes		
Thermo Polysonics	Appx. Flow	Totalized Flow	Customer Meter	Appx. Flow	Totalized Flow	Error %
DCT 7088	203.91	1022	ABB Mag Meter	204.75	1025	0.29

Final Check after Adjustment

		Approx Run time		Minutes	Final Adjustments Not Necessary	
Thermo Polysonics	Appx. Flow	Totalized Flow	Customer Meter	Appx. Flow	Totalized Flow	Error %
DCT 7088			ABB Mag Meter			

Meter: Pass ☒ Fail

Comments: 4" Ductile Iron pipe, limited space

Totalizer Start: 20744354 @ 10:21am

Totalizer Stop: 20747985 @ 10:42am

Calibration Performed by:

Signed by: *Joseph Galleo*
090576309733453...
Joseph Galleo

E-MAILED SEP 09 2025



October 7, 2025

State Water Resources Control Board
Division of Drinking Water
1001 I Street
13th Floor
Sacramento, CA 95814

MONTHLY SUMMARY OF DISTRIBUTION SYSTEM COLIFORM MONITORING

Enclosed is the Monthly Summary of Distribution System Coliform Monitoring report from Elk Grove Water District for September 2025.

If you have any further questions, you may contact me at 916-585-9390.

AARON HEWITT
WATER TREATMENT SUPERVISOR

MONTHLY SUMMARY OF REVISED TOTAL COLIFORM RULE DISTRIBUTION SYSTEM MONITORING

(including triggered source monitoring for systems subject to the Groundwater Rule)

System Name <div style="text-align: center; font-size: 1.2em;">Elk Grove Water District</div>	System Number <div style="text-align: center; font-size: 1.2em;">3410008</div>
Sampling Period <div style="text-align: center; font-size: 1.2em; color: blue;">September</div>	Year <div style="text-align: center; font-size: 1.2em;">2025</div>

	Number Required	Number Collected	Number Total Coliform Positives	Number E.coli Positives
1. Routine Samples (see note 1)	50	65	0	0
2. Repeat Samples following samples that are Total Coliform Positive and <i>E.coli</i> Negative (see notes 10 and 11)		0	0	0
3. Repeat Samples following Routine Samples that are Total Coliform Positive and <i>E. coli</i> Positive (see notes 10 and 11)		0	0	0
4. Treatment Technique (TT)/MCL Violation Computation for Total Coliform/ <i>E. coli</i> Positive Samples				
a. Totals (sum of columns)	50	65	0	0
b. If 40 or more samples collected in month, determine percent of samples that are total coliform positive [(total number positive/total number collected) x 100] =	0	%		
c. Did the system trigger... a Level 2 Assessment TT? (see notes 2, 3, 4, 5 and 6 for trigger info)			<input type="checkbox"/> Yes	<input checked="" type="checkbox"/> No
<i>If a Level 2 Assessment is triggered, see note 8 below.</i>				
a Level 1 Assessment TT? (see note 7 for trigger info)			<input type="checkbox"/> Yes	<input checked="" type="checkbox"/> No
<i>If a Level 1 Assessment is triggered, see note 9 below.</i>				
5. Triggered Source Samples per Groundwater Rule (see notes 12 and 13)		0	0	0
6. Invalidated Samples (Note what samples, if any, were invalidated; who authorized the invalidation; and when replacement samples were collected. Attach additional sheets, if necessary.)				
7. Summary Completed By: Aaron Hewitt				
Signature 	Title <div style="text-align: center; font-weight: bold;">Water Treatment Supervisor</div>	Date <div style="text-align: right; color: blue; font-weight: bold;">10/7/2025</div>		

NOTES AND INSTRUCTIONS:

1. Routine samples include:
 - a. Samples required pursuant to 22 CCR Section 64423 and any additional samples required by an approved routine sample siting plan established pursuant to 22 CCR Section 64422.
 - b. Extra samples are required for systems collecting less than five routine samples per month that had one or more total coliform positives in previous month;
 - c. Extra samples for systems with high source water turbidities that are using surface water or groundwater under direct influence of surface water and do not practice filtration in compliance with regulations;
2. Note: For a repeat sample following a total coliform positive sample, any *E.coli* positive repeat (boxed entry) **constitutes an MCL violation and requires immediate notification to the Division** (22, CCR, Section 64426.1).
3. Note: For repeat sample following a *E.coli* positive sample, any total coliform positive repeat (boxed entry) **constitutes an MCL violation and requires immediate notification to the Division** (22, CCR, Section 64426.1).
4. Note: Failure to take all required repeat samples following an *E. coli* positive routine sample (22, CCR, Section 64426.1) **constitutes an MCL violation and requires immediate notification to the Division** (22, CCR, Section 64426.1).
5. Note: Failure to test for *E. coli* when any repeat sample tests positive for total coliform (22, CCR, Section 64426.1) **constitutes an MCL violation and requires immediate notification to the Division** (22, CCR, Section 64426.1).
6. Note: Second Level 1 treatment technique trigger in a rolling 12-month period.
7. Total coliform Treatment Technique (TT) Violation (**Notify Department within 24 hours of TT violation**):
 - a. For systems collecting less than 40 samples, if two or more samples are total coliform positive, then the TT is violated and a Level 1 Assessment is required.
 - b. For systems collecting 40 or more samples, if more than 5.0 percent of samples collected are total coliform positive, then the TT is violated and a Level 1 Assessment is required.
8. Contact the Division as soon as practical to arrange for the division to conduct a Level 2 Assessment of the water system. The water system shall complete a Level 2 Assessment and submit it to the Division within 30 days of learning of the trigger exceedance.
9. Conduct a Level 1 Assessment in accordance with as soon as practical that covers the minimum elements (22, CCR, Section 64426.8 (a), (2)). Submit the report to the Division within 30 days of learning of the trigger exceedance.
10. Positive results and their associated repeat samples are to be tracked on the Coliform Monitoring Worksheet.
11. Repeat samples must be collected within 24 hours of being notified of the positive results. For systems collecting more than one routine sample per month, three repeat samples must be collected for each total coliform positive sample. For systems collecting one or fewer routine samples per month, four repeat samples must be collected for each total coliform positive sample. At least three samples shall be taken the month following a total coliform positive.
12. For systems subject to the Groundwater Rule: Positive results and the associated triggered source samples are to be tracked on the Coliform Monitoring Worksheet.
13. For triggered sample(s) required as a result of a total coliform routine positive sample, an *E.coli*-positive triggered sample (boxed entry) **requires immediate notification to the Division, Tier 1 public notification, and corrective action.**



October 7, 2025

State Water Resources Control Board
Division of Drinking Water
1001 I Street
13th Floor
Sacramento, CA. 95814

MONTHLY SUMMARY OF THE HAMPTON GROUNDWATER TREATMENT PLANT

Enclosed is the Monthly Summary of the Hampton GWTP report from Elk Grove Water District for September 2025.

If you have any further questions, you may contact me at 916-585-9390.

AARON HEWITT
WATER TREATMENT SUPERVISOR

Hampton GWTP Monthly Report

PWS Number

3410008-013

Month: September

GWTP Name

Hampton Water Treatment Plant

Date	Hour Meter	Run Hours	Production Meter	Well Production	Backwash Meter	Backwash Waste	Weekly In-House Monitoring (mg/L) R (Raw) T (Treated)As (ug/L)									
last day	35314.5		50398475		45434012	55264151	Date	Fe, R	Fe, T	Mn, R	Mn, T	As, R	As, T	Weekly Average		
1	35338.6	24.1	51761881	1363406	45467506	55305840	9/2/2025	0.03	0.061	0.031	0.004	12	2	Inf. pH		Eff. pH
2	35362.9	24.3	53136416	1374535	45500868	55347415	9/8/2025	0.022	0.01	0.035	0.002	13	2	Week 1: 7.05 to 7.10		
3	35387	24.1	54492925	1356509	45534561	55388388	9/15/2025	0.006	0.026	0.046	0.013	13	2	Cl2		0.81
4	35410.8	23.8	55841983	1349058	45568038	55429080	9/22/2025	0.031	0.009	0.06	0.005	14	1	Week 2: 7.06 to 7.11		
5	35434.8	24	57191781	1349798	45601400	55469714	9/30/2025	0.014	0.008	0.052	0.02	13	2	Cl2		0.96
6	35459.8	25	58605102	1413321	45634873	55513470								Week 3: 7.05 to 7.10		
7	35483.2	23.4	59927860	1322758	45666527	55552005	Total Gallons Sodium Hypochlorite: 424.9 Gal						Cl2		0.95	
8	35507	23.8	61270661	1342801	45701588	55598933	Pounds per day 16.99 Lbs/Day						Week 4: 7.07 to 7.10			
9	35530.8	23.8	62618995	1348334	45735084	55640666	Dosage (Milligrams Per Liter @ 12% Cl) 1.51						Cl2		0.84	
10	35554.8	24	63971882	1352887	45768615	55680497								Week 5: 7.07 to 7.12		
11	35578.9	24.1	65330987	1359105	45802086	55721584	Total Gallons Ferric Chloride: 198.6 Gal						Cl2		0.82	
12	35602.7	23.8	66679664	1348677	45824549	55761617	Dosage (Milligrams Per Liter @ 38% FeCl) 1.206									
13	35626.6	23.9	68028514	1348850	45857968	55803933										
14	35650.6	24	69381807	1353293	45891394	55846439	Total Gallons Sulfuric Acid : 238.6 Gal									
15	35674.9	24.3	70745087	1363280	45935778	55890959	Dose (Gallons Per Hour @ 93% H2SO4) 0.332 Gal/Hr									
16	35699	24.1	72107868	1362781	45969203	55932278										
17	35722.8	23.8	73451749	1343881	45991476	55972277										
18	35745.6	22.8	74729886	1278137	46024818	56014464										
19	35770.9	25.3	76145716	1415830	46058331	56056793										
20	35794.3	23.4	77457027	1311311	46091685	56099044										
21	35818.5	24.2	78821907	1364880	46125053	56141354	Total Backwashed		1,006,496		Total Run Hours		719			
22	35842.9	24.4	80181873	1359966	46169428	56186483	Total Water Pumped		40,494,913		Total Backwash Waste		1,266,990			
23	35866.1	23.2	81489717	1307844	46199051	56234260	<div>Reporting Limits/UnitsMaximum Contaminant Levels (MCLs)</div> <div>Iron = 0.100 mg/LIron (Fe) = 0.300 mg/L (Secondary)</div> <div>Manganese = 0.010 mg/LManganese (Mn) = 0.050 mg/L (Secondary)</div> <div>Arsenic = 1.0 µg/LArsenic (As) = 10 µg/L (Primary)</div>									
24	35889.1	23	82776570	1286853	46240064	56279100										
25	35913.5	24.4	84147129	1370559	46273788	56321158										
26	35937.7	24.2	85506641	1359512	46307159	56363362										
27	35961.6	23.9	86851898	1345257	46340454	56403474										
28	35985.4	23.8	88193837	1341939	46372100	56443411	Prepared By: Aaron HewittDate: 10/7/2025									
29	36009.5	24.1	89549764	1355927	46396146	56484560										
30	36033.5	24	90893388	1343624	46440508	56531141										
Total		719		40494913	1006496	1266990										



October 7, 2025

State Water Resources Control Board
Division of Drinking Water
1001 I Street
13th Floor
Sacramento, CA 95814

MONTHLY FLUORIDATION MONITORING REPORT

Enclosed is the Monthly Summary of the Fluoridation Monitoring from Elk Grove Water District for September 2025.

If you have any further questions, you may contact me at 916-585-9390.

AARON HEWITT
WATER TREATMENT SUPERVISOR

ELK GROVE WATER DISTRICT AREA 2

DISTRIBUTION SYSTEM

MONTHLY FLUORIDATION MONITORING REPORT

September-25

Week	Location of Sample	Monitoring Results (mg/L)			
		Date	Time	Results	
1	Hollow Springs	9.2.2025	9:43 AM	0.54	
1	Kapalua	9.2.2025	10:06 AM	0.68	
1	Al Gates Park	9.2.2025	10:28 AM	0.82	
1	Oreo Ranch	9.2.2025	10:49 AM	0.84	
1	Blackman	9.2.2025	11:49 AM	0.80	
1	Elliot Springs	9.2.2025	12:43 PM	0.71	
2	Hollow Springs	9.9.2025	9:33 AM	0.78	
2	Kapalua	9.9.2025	9:57 AM	0.54	
2	Al Gates Park	9.9.2025	10:26 AM	0.87	
2	Oreo Ranch	9.9.2025	10:44 AM	0.84	
2	Blackman	9.9.2025	12:08 PM	0.92	
2	Elliot Springs	9.9.2025	1:04 PM	0.88	
3	Hollow Springs	9.16.2025	9:18 AM	0.78	
3	Kapalua	9.16.2025	9:44 AM	0.73	
3	Al Gates Park	9.16.2025	10:12 AM	0.82	
3	Oreo Ranch	9.16.2025	10:30 AM	0.89	
3	Blackman	9.16.2025	11:03 AM	0.72	
3	Elliot Springs	9.16.2025	11:28 AM	0.96	
4	Hollow Springs	9.23.2025	9:46 AM	0.9	
4	Kapalua	9.23.2025	10:15 AM	0.73	
4	Al Gates Park	9.23.2025	10:36 AM	0.84	
4	Oreo Ranch	9.23.2025	10:54 AM	0.89	
4	Blackman	9.23.2025	11:25 AM	0.8	
4	Elliot Springs	9.23.2025	11:55 AM	0.87	
5	Hollow Springs	9.30.2025	10:25 AM	0.67	
5	Kapalua	9.30.2025	10:48 AM	0.59	
5	Al Gates Park	9.30.2025	11:10 AM	0.8	
5	Oreo Ranch	9.30.2025	11:27 AM	0.74	
5	Blackman	9.30.2025	11:56 AM	0.62	
5	Elliot Springs	9.30.2025	12:30 PM	0.78	

Monthly fluoride split sample results:

Date: 9.2.2025

Water System Results: 0.82 mg/L

Approved Lab: 0.95 mg/L

Contact Name: Aaron Hewitt

Telephone : (916) 585-9390

System PWS Number: 3410008



October 7, 2025

State Water Resources Control Board
Division of Drinking Water
1001 I Street
13th Floor
Sacramento CA. 95814

QUARTERLY TTHM AND HAA5 REPORT FOR DISINFECTION BYPRODUCTS COMPLIANCE

Enclosed is the Quarterly TTHM and HAA5 Report from Elk Grove Water District for the 3rd Quarter 2025.

If you have any further questions, you may contact me at 916-585-9390.

AARON HEWITT
WATER TREATMENT SUPERVISOR

Quarterly TTHM Report for Disinfection Byproducts Compliance (in µg/L or ppb)

System Name: **Elk Grove Water District** System No.: **3410008** Year: **2025** Quarter: **3**

Year:	2021				2022				2023				2024				2025			
Quarter:	1st Qtr.	2nd Qtr.	3rd Qtr.	4th Qtr.	1st Qtr.	2nd Qtr.	3rd Qtr.	4th Qtr.	1st Qtr.	2nd Qtr.	3rd Qtr.	4th Qtr.	1st Qtr.	2nd Qtr.	3rd Qtr.	4th Qtr.	1st Qtr.	2nd Qtr.	3rd Qtr.	4th Qtr.
Sample Date (month/date):	1/19	4/6	7/6	10/5	1/11	4/5	7/12	10/11	1/17	4/11	7/3	10/10	1/8	4/9	7/2	10/8	1/7	4/2	7/8	
Site Q1 TTHM Results	1	40	0	0	38	25	0	6	44	39	0	37	48	31	0	6	40	31	3	
Lcn. Running Annual Average	1	20	14	10	20	16	16	17	19	22	22	30	31	29	29	21	19	19	20	N/A
Meets Standard? ¹	Yes <input checked="" type="checkbox"/>	Yes <input checked="" type="checkbox"/>	Yes <input checked="" type="checkbox"/>	Yes <input checked="" type="checkbox"/>	Yes <input checked="" type="checkbox"/>	Yes <input checked="" type="checkbox"/>	Yes <input checked="" type="checkbox"/>	Yes <input checked="" type="checkbox"/>	Yes <input checked="" type="checkbox"/>	Yes <input checked="" type="checkbox"/>	Yes <input checked="" type="checkbox"/>	Yes <input checked="" type="checkbox"/>	Yes <input checked="" type="checkbox"/>	Yes <input checked="" type="checkbox"/>	Yes <input checked="" type="checkbox"/>	Yes <input checked="" type="checkbox"/>	Yes <input checked="" type="checkbox"/>	Yes <input checked="" type="checkbox"/>	Yes <input checked="" type="checkbox"/>	Yes <input checked="" type="checkbox"/>
(check box)	No <input type="checkbox"/>	No <input type="checkbox"/>	No <input type="checkbox"/>	No <input type="checkbox"/>	No <input type="checkbox"/>	No <input type="checkbox"/>	No <input type="checkbox"/>	No <input type="checkbox"/>	No <input type="checkbox"/>	No <input type="checkbox"/>	No <input type="checkbox"/>	No <input type="checkbox"/>	No <input type="checkbox"/>	No <input type="checkbox"/>	No <input type="checkbox"/>	No <input type="checkbox"/>	No <input type="checkbox"/>	No <input type="checkbox"/>	No <input type="checkbox"/>	No <input type="checkbox"/>
Projected LRAA Next Quarter	N/A	N/A	10	10	19	22	16	9	23	32	21	28	33	37	20	11	22	27	19	N/A
Op Evaluation Req'd? ²	Yes <input type="checkbox"/>	Yes <input type="checkbox"/>	Yes <input type="checkbox"/>	Yes <input type="checkbox"/>	Yes <input type="checkbox"/>	Yes <input type="checkbox"/>	Yes <input type="checkbox"/>	Yes <input type="checkbox"/>	Yes <input type="checkbox"/>	Yes <input type="checkbox"/>	Yes <input type="checkbox"/>	Yes <input type="checkbox"/>	Yes <input type="checkbox"/>	Yes <input type="checkbox"/>	Yes <input type="checkbox"/>	Yes <input type="checkbox"/>	Yes <input type="checkbox"/>	Yes <input type="checkbox"/>	Yes <input type="checkbox"/>	Yes <input type="checkbox"/>
(check box)	No <input checked="" type="checkbox"/>	No <input checked="" type="checkbox"/>	No <input checked="" type="checkbox"/>	No <input checked="" type="checkbox"/>	No <input checked="" type="checkbox"/>	No <input checked="" type="checkbox"/>	No <input checked="" type="checkbox"/>	No <input checked="" type="checkbox"/>	No <input checked="" type="checkbox"/>	No <input checked="" type="checkbox"/>	No <input checked="" type="checkbox"/>	No <input checked="" type="checkbox"/>	No <input checked="" type="checkbox"/>	No <input checked="" type="checkbox"/>	No <input checked="" type="checkbox"/>	No <input checked="" type="checkbox"/>	No <input checked="" type="checkbox"/>	No <input checked="" type="checkbox"/>	No <input checked="" type="checkbox"/>	No <input checked="" type="checkbox"/>
Site Q2 TTHM Results																				
Lcn. Running Annual Average	N/A	N/A	N/A	N/A	N/A	N/A	N/A	N/A	N/A	N/A	N/A	N/A	N/A	N/A	N/A	N/A	N/A	N/A	N/A	N/A
Meets Standard? ¹	Yes <input type="checkbox"/>	Yes <input type="checkbox"/>	Yes <input type="checkbox"/>	Yes <input type="checkbox"/>	Yes <input type="checkbox"/>	Yes <input type="checkbox"/>	Yes <input type="checkbox"/>	Yes <input type="checkbox"/>	Yes <input type="checkbox"/>	Yes <input type="checkbox"/>	Yes <input type="checkbox"/>	Yes <input type="checkbox"/>	Yes <input type="checkbox"/>	Yes <input type="checkbox"/>	Yes <input type="checkbox"/>	Yes <input type="checkbox"/>	Yes <input type="checkbox"/>	Yes <input type="checkbox"/>	Yes <input type="checkbox"/>	Yes <input type="checkbox"/>
(check box)	No <input type="checkbox"/>	No <input type="checkbox"/>	No <input type="checkbox"/>	No <input type="checkbox"/>	No <input type="checkbox"/>	No <input type="checkbox"/>	No <input type="checkbox"/>	No <input type="checkbox"/>	No <input type="checkbox"/>	No <input type="checkbox"/>	No <input type="checkbox"/>	No <input type="checkbox"/>	No <input type="checkbox"/>	No <input type="checkbox"/>	No <input type="checkbox"/>	No <input type="checkbox"/>	No <input type="checkbox"/>	No <input type="checkbox"/>	No <input type="checkbox"/>	No <input type="checkbox"/>
Projected LRAA Next Quarter	N/A	N/A	N/A	N/A	N/A	N/A	N/A	N/A	N/A	N/A	N/A	N/A	N/A	N/A	N/A	N/A	N/A	N/A	N/A	N/A
Op Evaluation Req'd? ²	Yes <input type="checkbox"/>	Yes <input type="checkbox"/>	Yes <input type="checkbox"/>	Yes <input type="checkbox"/>	Yes <input type="checkbox"/>	Yes <input type="checkbox"/>	Yes <input type="checkbox"/>	Yes <input type="checkbox"/>	Yes <input type="checkbox"/>	Yes <input type="checkbox"/>	Yes <input type="checkbox"/>	Yes <input type="checkbox"/>	Yes <input type="checkbox"/>	Yes <input type="checkbox"/>	Yes <input type="checkbox"/>	Yes <input type="checkbox"/>	Yes <input type="checkbox"/>	Yes <input type="checkbox"/>	Yes <input type="checkbox"/>	Yes <input type="checkbox"/>
(check box)	No <input type="checkbox"/>	No <input type="checkbox"/>	No <input type="checkbox"/>	No <input type="checkbox"/>	No <input type="checkbox"/>	No <input type="checkbox"/>	No <input type="checkbox"/>	No <input type="checkbox"/>	No <input type="checkbox"/>	No <input type="checkbox"/>	No <input type="checkbox"/>	No <input type="checkbox"/>	No <input type="checkbox"/>	No <input type="checkbox"/>	No <input type="checkbox"/>	No <input type="checkbox"/>	No <input type="checkbox"/>	No <input type="checkbox"/>	No <input type="checkbox"/>	No <input type="checkbox"/>
Site Q3 TTHM Results	2	1	1	0	0	7	0	0	1	2	0	1	0	2	0	1	1	0	1	
Lcn. Running Annual Average	2	1	1	1	1	2	2	2	2	1	1	1	1	1	1	1	1	1	1	N/A
Meets Standard? ¹	Yes <input checked="" type="checkbox"/>	Yes <input checked="" type="checkbox"/>	Yes <input checked="" type="checkbox"/>	Yes <input checked="" type="checkbox"/>	Yes <input checked="" type="checkbox"/>	Yes <input checked="" type="checkbox"/>	Yes <input checked="" type="checkbox"/>	Yes <input checked="" type="checkbox"/>	Yes <input checked="" type="checkbox"/>	Yes <input checked="" type="checkbox"/>	Yes <input checked="" type="checkbox"/>	Yes <input checked="" type="checkbox"/>	Yes <input checked="" type="checkbox"/>	Yes <input checked="" type="checkbox"/>	Yes <input checked="" type="checkbox"/>	Yes <input checked="" type="checkbox"/>	Yes <input checked="" type="checkbox"/>	Yes <input checked="" type="checkbox"/>	Yes <input checked="" type="checkbox"/>	Yes <input checked="" type="checkbox"/>
(check box)	No <input type="checkbox"/>	No <input type="checkbox"/>	No <input type="checkbox"/>	No <input type="checkbox"/>	No <input type="checkbox"/>	No <input type="checkbox"/>	No <input type="checkbox"/>	No <input type="checkbox"/>	No <input type="checkbox"/>	No <input type="checkbox"/>	No <input type="checkbox"/>	No <input type="checkbox"/>	No <input type="checkbox"/>	No <input type="checkbox"/>	No <input type="checkbox"/>	No <input type="checkbox"/>	No <input type="checkbox"/>	No <input type="checkbox"/>	No <input type="checkbox"/>	No <input type="checkbox"/>
Projected LRAA Next Quarter	N/A	N/A	1	1	0	3	2	2	1	1	1	1	0	1	0	1	1	1	1	N/A
Op Evaluation Req'd? ²	Yes <input type="checkbox"/>	Yes <input type="checkbox"/>	Yes <input type="checkbox"/>	Yes <input type="checkbox"/>	Yes <input type="checkbox"/>	Yes <input type="checkbox"/>	Yes <input type="checkbox"/>	Yes <input type="checkbox"/>	Yes <input type="checkbox"/>	Yes <input type="checkbox"/>	Yes <input type="checkbox"/>	Yes <input type="checkbox"/>	Yes <input type="checkbox"/>	Yes <input type="checkbox"/>	Yes <input type="checkbox"/>	Yes <input type="checkbox"/>	Yes <input type="checkbox"/>	Yes <input type="checkbox"/>	Yes <input type="checkbox"/>	Yes <input type="checkbox"/>
(check box)	No <input checked="" type="checkbox"/>	No <input checked="" type="checkbox"/>	No <input checked="" type="checkbox"/>	No <input checked="" type="checkbox"/>	No <input checked="" type="checkbox"/>	No <input checked="" type="checkbox"/>	No <input checked="" type="checkbox"/>	No <input checked="" type="checkbox"/>	No <input checked="" type="checkbox"/>	No <input checked="" type="checkbox"/>	No <input checked="" type="checkbox"/>	No <input checked="" type="checkbox"/>	No <input checked="" type="checkbox"/>	No <input checked="" type="checkbox"/>	No <input checked="" type="checkbox"/>	No <input checked="" type="checkbox"/>	No <input checked="" type="checkbox"/>	No <input checked="" type="checkbox"/>	No <input checked="" type="checkbox"/>	No <input checked="" type="checkbox"/>
Site Q4 TTHM Results	1	1	1	0	3	5	0	0	1	3	0	1	0	2	1	1	3	0	1	
Lcn. Running Annual Average	1	1	1	1	1	2	2	2	2	1	1	1	1	1	1	1	2	1	1	N/A
Meets Standard? ¹	Yes <input checked="" type="checkbox"/>	Yes <input checked="" type="checkbox"/>	Yes <input checked="" type="checkbox"/>	Yes <input checked="" type="checkbox"/>	Yes <input checked="" type="checkbox"/>	Yes <input checked="" type="checkbox"/>	Yes <input checked="" type="checkbox"/>	Yes <input checked="" type="checkbox"/>	Yes <input checked="" type="checkbox"/>	Yes <input checked="" type="checkbox"/>	Yes <input checked="" type="checkbox"/>	Yes <input checked="" type="checkbox"/>	Yes <input checked="" type="checkbox"/>	Yes <input checked="" type="checkbox"/>	Yes <input checked="" type="checkbox"/>	Yes <input checked="" type="checkbox"/>	Yes <input checked="" type="checkbox"/>	Yes <input checked="" type="checkbox"/>	Yes <input checked="" type="checkbox"/>	Yes <input checked="" type="checkbox"/>
(check box)	No <input type="checkbox"/>	No <input type="checkbox"/>	No <input type="checkbox"/>	No <input type="checkbox"/>	No <input type="checkbox"/>	No <input type="checkbox"/>	No <input type="checkbox"/>	No <input type="checkbox"/>	No <input type="checkbox"/>	No <input type="checkbox"/>	No <input type="checkbox"/>	No <input type="checkbox"/>	No <input type="checkbox"/>	No <input type="checkbox"/>	No <input type="checkbox"/>	No <input type="checkbox"/>	No <input type="checkbox"/>	No <input type="checkbox"/>	No <input type="checkbox"/>	No <input type="checkbox"/>
Projected LRAA Next Quarter	N/A	N/A	1	1	1	3	2	1	1	2	1	1	0	1	1	1	2	1	1	N/A
Op Evaluation Req'd? ²	Yes <input type="checkbox"/>	Yes <input type="checkbox"/>	Yes <input type="checkbox"/>	Yes <input type="checkbox"/>	Yes <input type="checkbox"/>	Yes <input type="checkbox"/>	Yes <input type="checkbox"/>	Yes <input type="checkbox"/>	Yes <input type="checkbox"/>	Yes <input type="checkbox"/>	Yes <input type="checkbox"/>	Yes <input type="checkbox"/>	Yes <input type="checkbox"/>	Yes <input type="checkbox"/>	Yes <input type="checkbox"/>	Yes <input type="checkbox"/>	Yes <input type="checkbox"/>	Yes <input type="checkbox"/>	Yes <input type="checkbox"/>	Yes <input type="checkbox"/>
(check box)	No <input checked="" type="checkbox"/>	No <input checked="" type="checkbox"/>	No <input checked="" type="checkbox"/>	No <input checked="" type="checkbox"/>	No <input checked="" type="checkbox"/>	No <input checked="" type="checkbox"/>	No <input checked="" type="checkbox"/>	No <input checked="" type="checkbox"/>	No <input checked="" type="checkbox"/>	No <input checked="" type="checkbox"/>	No <input checked="" type="checkbox"/>	No <input checked="" type="checkbox"/>	No <input checked="" type="checkbox"/>	No <input checked="" type="checkbox"/>	No <input checked="" type="checkbox"/>	No <input checked="" type="checkbox"/>	No <input checked="" type="checkbox"/>	No <input checked="" type="checkbox"/>	No <input checked="" type="checkbox"/>	No <input checked="" type="checkbox"/>
Quarterly Average	1	14	1	0	14	12	0	2	16	15	0	13	16	12	0	3	15	10	1	N/A
No. Samples This Quarter	3	3	3	3	3	3	3	3	3	3	3	3	3	3	3	3	3	3	3	0

Identify the sample locations in the table below.

Site	Sample Location
Q1	9436 Hollow Springs
Q2	
Q3	8693 W. Camden
Q4	9230 Amsden Ct

Comments:

¹ Meets Standard - LRAA, calculated quarterly, is less than 80 ug/L

² Operation Evaluation Req'd - Projected LRAA, calculated quarterly, is greater than 80 ug/L

Signature

10.07.2025

Date

*If, during the first year of monitoring, any individual quarter's average will cause the running annual average of that system to exceed the standard, then the system is out of compliance at the end of that quarter.

Quarterly HAA5 Report for Disinfection Byproducts Compliance (in µg/L or ppb)

System Name: Elk Grove Water District System No.: 3410008 Year: 2025 Quarter: 3

Year:	2021				2022				2023				2024				2025			
Quarter:	1st Qtr.	2nd Qtr.	3rd Qtr.	4th Qtr.	1st Qtr.	2nd Qtr.	3rd Qtr.	4th Qtr.	1st Qtr.	2nd Qtr.	3rd Qtr.	4th Qtr.	1st Qtr.	2nd Qtr.	3rd Qtr.	4th Qtr.	1st Qtr.	2nd Qtr.	3rd Qtr.	4th Qtr.
Sample Date (month/date):	1/19	4/6	7/6	10/5	1/11	4/5	7/12	10/11	1/17	4/11	7/3	10/10	1/8	4/9	7/2	10/8	1/7	4/2	7/8	
Site Q1 HAA5 Results	0	21	0	0	31	12	0	0	34	24	0	21	39	19	0	2	30	17	0	
Lcn. Running Annual Average	0	11	7	5	13	11	11	11	12	15	15	20	21	20	20	15	13	12	12	N/A
Meets Standard? ¹	Yes <input checked="" type="checkbox"/>	Yes <input checked="" type="checkbox"/>	Yes <input checked="" type="checkbox"/>	Yes <input checked="" type="checkbox"/>	Yes <input checked="" type="checkbox"/>	Yes <input checked="" type="checkbox"/>	Yes <input checked="" type="checkbox"/>	Yes <input checked="" type="checkbox"/>	Yes <input checked="" type="checkbox"/>	Yes <input checked="" type="checkbox"/>	Yes <input checked="" type="checkbox"/>	Yes <input checked="" type="checkbox"/>	Yes <input checked="" type="checkbox"/>	Yes <input checked="" type="checkbox"/>	Yes <input checked="" type="checkbox"/>	Yes <input checked="" type="checkbox"/>	Yes <input checked="" type="checkbox"/>	Yes <input checked="" type="checkbox"/>	Yes <input checked="" type="checkbox"/>	Yes <input checked="" type="checkbox"/>
(check box)	No <input type="checkbox"/>	No <input type="checkbox"/>	No <input type="checkbox"/>	No <input type="checkbox"/>	No <input type="checkbox"/>	No <input type="checkbox"/>	No <input type="checkbox"/>	No <input type="checkbox"/>	No <input type="checkbox"/>	No <input type="checkbox"/>	No <input type="checkbox"/>	No <input type="checkbox"/>	No <input type="checkbox"/>	No <input type="checkbox"/>	No <input type="checkbox"/>	No <input type="checkbox"/>	No <input type="checkbox"/>	No <input type="checkbox"/>	No <input type="checkbox"/>	No <input type="checkbox"/>
Projected LRAA Next Quarter	N/A	N/A	5	5	16	14	11	3	17	21	15	17	25	25	15	6	16	17	12	N/A
Op Evaluation Req'd? ²	Yes <input type="checkbox"/>	Yes <input type="checkbox"/>	Yes <input type="checkbox"/>	Yes <input type="checkbox"/>	Yes <input type="checkbox"/>	Yes <input type="checkbox"/>	Yes <input type="checkbox"/>	Yes <input type="checkbox"/>	Yes <input type="checkbox"/>	Yes <input type="checkbox"/>	Yes <input type="checkbox"/>	Yes <input type="checkbox"/>	Yes <input type="checkbox"/>	Yes <input type="checkbox"/>	Yes <input type="checkbox"/>	Yes <input type="checkbox"/>	Yes <input type="checkbox"/>	Yes <input type="checkbox"/>	Yes <input type="checkbox"/>	Yes <input type="checkbox"/>
(check box)	No <input checked="" type="checkbox"/>	No <input checked="" type="checkbox"/>	No <input checked="" type="checkbox"/>	No <input checked="" type="checkbox"/>	No <input checked="" type="checkbox"/>	No <input checked="" type="checkbox"/>	No <input checked="" type="checkbox"/>	No <input checked="" type="checkbox"/>	No <input checked="" type="checkbox"/>	No <input checked="" type="checkbox"/>	No <input checked="" type="checkbox"/>	No <input checked="" type="checkbox"/>	No <input checked="" type="checkbox"/>	No <input checked="" type="checkbox"/>	No <input checked="" type="checkbox"/>	No <input checked="" type="checkbox"/>	No <input checked="" type="checkbox"/>	No <input checked="" type="checkbox"/>	No <input checked="" type="checkbox"/>	No <input checked="" type="checkbox"/>
Site Q2 HAA5 Results																				
Lcn. Running Annual Average	N/A	N/A	N/A	N/A	N/A	N/A	N/A	N/A	N/A	N/A	N/A	N/A	N/A	N/A	N/A	N/A	N/A	N/A	N/A	N/A
Meets Standard? ¹	Yes <input type="checkbox"/>	Yes <input type="checkbox"/>	Yes <input type="checkbox"/>	Yes <input type="checkbox"/>	Yes <input type="checkbox"/>	Yes <input type="checkbox"/>	Yes <input type="checkbox"/>	Yes <input type="checkbox"/>	Yes <input type="checkbox"/>	Yes <input type="checkbox"/>	Yes <input type="checkbox"/>	Yes <input type="checkbox"/>	Yes <input type="checkbox"/>	Yes <input type="checkbox"/>	Yes <input type="checkbox"/>	Yes <input type="checkbox"/>	Yes <input type="checkbox"/>	Yes <input type="checkbox"/>	Yes <input type="checkbox"/>	Yes <input type="checkbox"/>
(check box)	No <input type="checkbox"/>	No <input type="checkbox"/>	No <input type="checkbox"/>	No <input type="checkbox"/>	No <input type="checkbox"/>	No <input type="checkbox"/>	No <input type="checkbox"/>	No <input type="checkbox"/>	No <input type="checkbox"/>	No <input type="checkbox"/>	No <input type="checkbox"/>	No <input type="checkbox"/>	No <input type="checkbox"/>	No <input type="checkbox"/>	No <input type="checkbox"/>	No <input type="checkbox"/>	No <input type="checkbox"/>	No <input type="checkbox"/>	No <input type="checkbox"/>	No <input type="checkbox"/>
Projected LRAA Next Quarter	N/A	N/A	N/A	N/A	N/A	N/A	N/A	N/A	N/A	N/A	N/A	N/A	N/A	N/A	N/A	N/A	N/A	N/A	N/A	N/A
Op Evaluation Req'd? ²	Yes <input type="checkbox"/>	Yes <input type="checkbox"/>	Yes <input type="checkbox"/>	Yes <input type="checkbox"/>	Yes <input type="checkbox"/>	Yes <input type="checkbox"/>	Yes <input type="checkbox"/>	Yes <input type="checkbox"/>	Yes <input type="checkbox"/>	Yes <input type="checkbox"/>	Yes <input type="checkbox"/>	Yes <input type="checkbox"/>	Yes <input type="checkbox"/>	Yes <input type="checkbox"/>	Yes <input type="checkbox"/>	Yes <input type="checkbox"/>	Yes <input type="checkbox"/>	Yes <input type="checkbox"/>	Yes <input type="checkbox"/>	Yes <input type="checkbox"/>
(check box)	No <input type="checkbox"/>	No <input type="checkbox"/>	No <input type="checkbox"/>	No <input type="checkbox"/>	No <input type="checkbox"/>	No <input type="checkbox"/>	No <input type="checkbox"/>	No <input type="checkbox"/>	No <input type="checkbox"/>	No <input type="checkbox"/>	No <input type="checkbox"/>	No <input type="checkbox"/>	No <input type="checkbox"/>	No <input type="checkbox"/>	No <input type="checkbox"/>	No <input type="checkbox"/>	No <input type="checkbox"/>	No <input type="checkbox"/>	No <input type="checkbox"/>	No <input type="checkbox"/>
Site Q3 HAA5 Results	0	0	0	0	0	0	0	0	0	0	0	0	0	0	0	0	0	0	0	
Lcn. Running Annual Average	0	0	0	0	0	0	0	0	0	0	0	0	0	0	0	0	0	0	0	N/A
Meets Standard? ¹	Yes <input checked="" type="checkbox"/>	Yes <input checked="" type="checkbox"/>	Yes <input checked="" type="checkbox"/>	Yes <input checked="" type="checkbox"/>	Yes <input checked="" type="checkbox"/>	Yes <input checked="" type="checkbox"/>	Yes <input checked="" type="checkbox"/>	Yes <input checked="" type="checkbox"/>	Yes <input checked="" type="checkbox"/>	Yes <input checked="" type="checkbox"/>	Yes <input checked="" type="checkbox"/>	Yes <input checked="" type="checkbox"/>	Yes <input checked="" type="checkbox"/>	Yes <input checked="" type="checkbox"/>	Yes <input checked="" type="checkbox"/>	Yes <input checked="" type="checkbox"/>	Yes <input checked="" type="checkbox"/>	Yes <input checked="" type="checkbox"/>	Yes <input checked="" type="checkbox"/>	Yes <input checked="" type="checkbox"/>
(check box)	No <input type="checkbox"/>	No <input type="checkbox"/>	No <input type="checkbox"/>	No <input type="checkbox"/>	No <input type="checkbox"/>	No <input type="checkbox"/>	No <input type="checkbox"/>	No <input type="checkbox"/>	No <input type="checkbox"/>	No <input type="checkbox"/>	No <input type="checkbox"/>	No <input type="checkbox"/>	No <input type="checkbox"/>	No <input type="checkbox"/>	No <input type="checkbox"/>	No <input type="checkbox"/>	No <input type="checkbox"/>	No <input type="checkbox"/>	No <input type="checkbox"/>	No <input type="checkbox"/>
Projected LRAA Next Quarter	N/A	N/A	0	0	0	0	0	0	0	0	0	0	0	0	0	0	0	0	0	N/A
Op Evaluation Req'd? ²	Yes <input type="checkbox"/>	Yes <input type="checkbox"/>	Yes <input type="checkbox"/>	Yes <input type="checkbox"/>	Yes <input type="checkbox"/>	Yes <input type="checkbox"/>	Yes <input type="checkbox"/>	Yes <input type="checkbox"/>	Yes <input type="checkbox"/>	Yes <input type="checkbox"/>	Yes <input type="checkbox"/>	Yes <input type="checkbox"/>	Yes <input type="checkbox"/>	Yes <input type="checkbox"/>	Yes <input type="checkbox"/>	Yes <input type="checkbox"/>	Yes <input type="checkbox"/>	Yes <input type="checkbox"/>	Yes <input type="checkbox"/>	Yes <input type="checkbox"/>
(check box)	No <input checked="" type="checkbox"/>	No <input checked="" type="checkbox"/>	No <input checked="" type="checkbox"/>	No <input checked="" type="checkbox"/>	No <input checked="" type="checkbox"/>	No <input checked="" type="checkbox"/>	No <input checked="" type="checkbox"/>	No <input checked="" type="checkbox"/>	No <input checked="" type="checkbox"/>	No <input checked="" type="checkbox"/>	No <input checked="" type="checkbox"/>	No <input checked="" type="checkbox"/>	No <input checked="" type="checkbox"/>	No <input checked="" type="checkbox"/>	No <input checked="" type="checkbox"/>	No <input checked="" type="checkbox"/>	No <input checked="" type="checkbox"/>	No <input checked="" type="checkbox"/>	No <input checked="" type="checkbox"/>	No <input checked="" type="checkbox"/>
Site Q4 HAA5 Results	0	0	0	0	0	0	0	0	0	0	0	0	0	0	0	0	0	0	0	
Lcn. Running Annual Average	0	0	0	0	0	0	0	0	0	0	0	0	0	0	0	0	0	0	0	N/A
Meets Standard? ¹	Yes <input checked="" type="checkbox"/>	Yes <input checked="" type="checkbox"/>	Yes <input checked="" type="checkbox"/>	Yes <input checked="" type="checkbox"/>	Yes <input checked="" type="checkbox"/>	Yes <input checked="" type="checkbox"/>	Yes <input checked="" type="checkbox"/>	Yes <input checked="" type="checkbox"/>	Yes <input checked="" type="checkbox"/>	Yes <input checked="" type="checkbox"/>	Yes <input checked="" type="checkbox"/>	Yes <input checked="" type="checkbox"/>	Yes <input checked="" type="checkbox"/>	Yes <input checked="" type="checkbox"/>	Yes <input checked="" type="checkbox"/>	Yes <input checked="" type="checkbox"/>	Yes <input checked="" type="checkbox"/>	Yes <input checked="" type="checkbox"/>	Yes <input checked="" type="checkbox"/>	Yes <input checked="" type="checkbox"/>
(check box)	No <input type="checkbox"/>	No <input type="checkbox"/>	No <input type="checkbox"/>	No <input type="checkbox"/>	No <input type="checkbox"/>	No <input type="checkbox"/>	No <input type="checkbox"/>	No <input type="checkbox"/>	No <input type="checkbox"/>	No <input type="checkbox"/>	No <input type="checkbox"/>	No <input type="checkbox"/>	No <input type="checkbox"/>	No <input type="checkbox"/>	No <input type="checkbox"/>	No <input type="checkbox"/>	No <input type="checkbox"/>	No <input type="checkbox"/>	No <input type="checkbox"/>	No <input type="checkbox"/>
Projected LRAA Next Quarter	N/A	N/A	0	0	0	0	0	0	0	0	0	0	0	0	0	0	0	0	0	N/A
Op Evaluation Req'd? ²	Yes <input type="checkbox"/>	Yes <input type="checkbox"/>	Yes <input type="checkbox"/>	Yes <input type="checkbox"/>	Yes <input type="checkbox"/>	Yes <input type="checkbox"/>	Yes <input type="checkbox"/>	Yes <input type="checkbox"/>	Yes <input type="checkbox"/>	Yes <input type="checkbox"/>	Yes <input type="checkbox"/>	Yes <input type="checkbox"/>	Yes <input type="checkbox"/>	Yes <input type="checkbox"/>	Yes <input type="checkbox"/>	Yes <input type="checkbox"/>	Yes <input type="checkbox"/>	Yes <input type="checkbox"/>	Yes <input type="checkbox"/>	Yes <input type="checkbox"/>
(check box)	No <input checked="" type="checkbox"/>	No <input checked="" type="checkbox"/>	No <input checked="" type="checkbox"/>	No <input checked="" type="checkbox"/>	No <input checked="" type="checkbox"/>	No <input checked="" type="checkbox"/>	No <input checked="" type="checkbox"/>	No <input checked="" type="checkbox"/>	No <input checked="" type="checkbox"/>	No <input checked="" type="checkbox"/>	No <input checked="" type="checkbox"/>	No <input checked="" type="checkbox"/>	No <input checked="" type="checkbox"/>	No <input checked="" type="checkbox"/>	No <input checked="" type="checkbox"/>	No <input checked="" type="checkbox"/>	No <input checked="" type="checkbox"/>	No <input checked="" type="checkbox"/>	No <input checked="" type="checkbox"/>	No <input checked="" type="checkbox"/>
Quarterly Average	0	7	0	0	10	4	0	0	11	8	0	7	13	6	0	1	10	6	0	N/A
No. Samples This Quarter	3	3	3	3	3	3	3	3	3	3	3	3	3	3	3	3	3	3	3	0

Identify the sample locations in the table below.

Site	Sample Location
Q1	9436 Hollow Springs
Q2	
Q3	8693 W. Camden
Q4	9230 Amsden Ct

Comments:

¹ Meets Standard - LRAA, calculated quarterly, is less than 60 ug/L

² Operation Evaluation Req'd - Projected LRAA, calculated quarterly, is greater than 60 ug/L

Signature

10.07.2025

Date

*If, during the first year of monitoring, any individual quarter's average will cause the running annual average of that system to exceed the standard, then the system is out of compliance at the end of that quarter.



October 7, 2025

State Water Resources Control Board
Division of Drinking Water
1001 I Street
13th Floor
Sacramento, CA 95814

QUARTERLY SUMMARY OF RAW GROUNDWATER COLIFORM MONITORING

Enclosed is the Quarterly Summary of Raw Groundwater Coliform Monitoring from Elk Grove Water District for 3rd Quarter 2025.

If you have any further questions, you may contact me at 916-585-9390

A handwritten signature in blue ink, appearing to read "Aaron Hewitt", is written over a light blue circular stamp.

AARON HEWITT
WATER TREATMENT SUPERVISOR

QUARTERLY SUMMARY OF RAW GROUNDWATER COLIFORM MONITORING

Samples must be taken prior to chlorination

Water System Name

Elk Grove Water District

Water System Number

3410008

Sampling Period:

Month

July - September 3rd Quarter

Year

2025

Well Name	Status (On/Off)	Sample Time & Date	Total Coliforms (P/A, CFU or MPN)	<i>E. coli</i> (P/A, CFU or MPN)
Well # 1D School St.	ON	7.15.2025 8:52 AM	A	A
Well # 4D Webb St.	ON	7.8.2025 10:39 AM	A	A
Well # 11D Dino Dr.	ON	7.8.2025 10:50 AM	A	A
Well 14D Railroad St.	ON	7.8.2025 8:53 AM	A	A
Well # 8 Williamson	ON	7.22.2025 11:57 AM	A	A
Well # 9 Polhemus	ON	7.15.2025 9:20 AM	A	A
Well # 13 Hampton	ON	7.8.2025 11:50 AM	A	A



October 7, 2025

State Water Resources Control Board
Division of Drinking Water
1001 I Street
13th Floor
Sacramento, CA 95814

QUARTERLY REPORT FOR DISINFECTANT RESIDUALS COMPLIANCE MONITORING

Enclosed is the Quarterly Report for Disinfectant Residuals Compliance Monitoring from Elk Grove Water District for 3rd Quarter 2025.

If you have any further questions, you may contact me at 916-585-9390

A handwritten signature in blue ink, appearing to read "Aaron Hewitt", is written over a light blue circular stamp.

AARON HEWITT
WATER TREATMENT SUPERVISOR

**Quarterly Report for Disinfectant Residuals Compliance
For Systems Using Chlorine or Chloramines**System Name: Elk Grove Water District Area 1System No.: 3410008Calendar Year: 2025Quarter: 3rd

1st Quarter		
Month	Number of Samples Taken	Monthly Avg. Chlorine Level (mg/L)
Previous Year	April	0.96
	May	0.99
	June	1.00
	July	0.94
	August	1.00
	September	0.99
	October	0.96
	November	0.99
	December	0.89
Current Year	January	28
	February	28
	March	28
		1.00
Running Annual Average (RAA):		0.98
Meets standard? (i.e. RAA ≤ MRDL of 4.0 mg/L as Cl ₂)		<input checked="" type="checkbox"/> Yes <input type="checkbox"/> No

2nd Quarter		
Month	Number of Samples Taken	Monthly Avg. Chlorine Level (mg/L)
Previous Year	July	0.94
	August	1.00
	September	0.99
	October	0.96
	November	0.99
	December	0.89
Current Year	January	1.07
	February	0.99
	March	1.00
	April	35
	May	28
	June	28
Running Annual Average (RAA):		0.98
Meets standard? (i.e. RAA ≤ MRDL of 4.0 mg/L as Cl ₂)		<input checked="" type="checkbox"/> Yes <input type="checkbox"/> No

3rd Quarter		
Month	Number of Samples Taken	Monthly Avg. Chlorine Level (mg/L)
Previous Yr	October	0.96
	November	0.99
	December	0.89
Current Year	January	1.07
	February	0.99
	March	1.00
	April	1.02
	May	0.97
	June	0.93
	July	35
	August	28
	September	35
		0.92
Running Annual Average (RAA):		0.96
Meets standard? (i.e. RAA ≤ MRDL of 4.0 mg/L as Cl ₂)		<input checked="" type="checkbox"/> Yes <input type="checkbox"/> No

4th Quarter		
Month	Number of Samples Taken	Monthly Avg. Chlorine Level (mg/L)
Current Year	January	1.07
	February	0.99
	March	1.00
	April	1.02
	May	0.97
	June	0.93
	July	0.93
	August	0.86
	September	0.92
	October	35
	November	28
	December	35
Running Annual Average (RAA):		0.97
Meets standard? (i.e. RAA ≤ MRDL of 4.0 mg/L as Cl ₂)		<input checked="" type="checkbox"/> Yes <input type="checkbox"/> No

Comments: The Elk Grove Water District is split into two different water systems. Area 1 water is produced and distributed by Elk Grove Water District.

Signature: _____

 50Date: 10.07.2025

**Quarterly Report for Disinfectant Residuals Compliance
For Systems Using Chlorine or Chloramines**System Name: Elk Grove Water District Area 2System No.: 3410008Calendar Year: 2025Quarter: 3rd

1st Quarter			
Month		Number of Samples Taken	Monthly Avg. Chlorine Level (mg/L)
Previous Year	April		1.19
	May		1.21
	June		1.17
	July		1.14
	August		1.13
	September		1.09
	October		0.94
	November		0.87
	December		0.89
Current Year	January	24	1.00
	February	24	1.18
	March	24	1.11
Running Annual Average (RAA):			1.08
Meets standard? (i.e. RAA ≤ MRDL of 4.0 mg/L as Cl ₂)			<input checked="" type="checkbox"/> Yes <input type="checkbox"/> No

2nd Quarter			
Month		Number of Samples Taken	Monthly Avg. Chlorine Level (mg/L)
Previous Year	July		1.14
	August		1.13
	September		1.09
	October		0.94
	November		0.87
	December		0.89
Current Year	January		1.00
	February		1.18
	March		1.11
	April	30	1.28
	May	24	1.25
	June	24	1.26
Running Annual Average (RAA):			1.10
Meets standard? (i.e. RAA ≤ MRDL of 4.0 mg/L as Cl ₂)			<input checked="" type="checkbox"/> Yes <input type="checkbox"/> No

3rd Quarter			
Month		Number of Samples Taken	Monthly Avg. Chlorine Level (mg/L)
Previous Yr	October		0.94
	November		0.87
	December		0.89
Current Year	January		1.00
	February		1.18
	March		1.11
	April		1.28
	May		1.25
	June		1.26
	July		30
	August	24	1.16
September	30	1.20	
Running Annual Average (RAA):			1.11
Meets standard? (i.e. RAA ≤ MRDL of 4.0 mg/L as Cl ₂)			<input checked="" type="checkbox"/> Yes <input type="checkbox"/> No

4th Quarter			
Month		Number of Samples Taken	Monthly Avg. Chlorine Level (mg/L)
Current Year	January		1.00
	February		1.18
	March		1.11
	April		1.28
	May		1.25
	June		1.26
	July		1.21
	August		1.16
	September		1.20
	October	30	1.09
	November	24	1.12
	December	30	0.96
Running Annual Average (RAA):			1.15
Meets standard? (i.e. RAA ≤ MRDL of 4.0 mg/L as Cl ₂)			<input checked="" type="checkbox"/> Yes <input type="checkbox"/> No

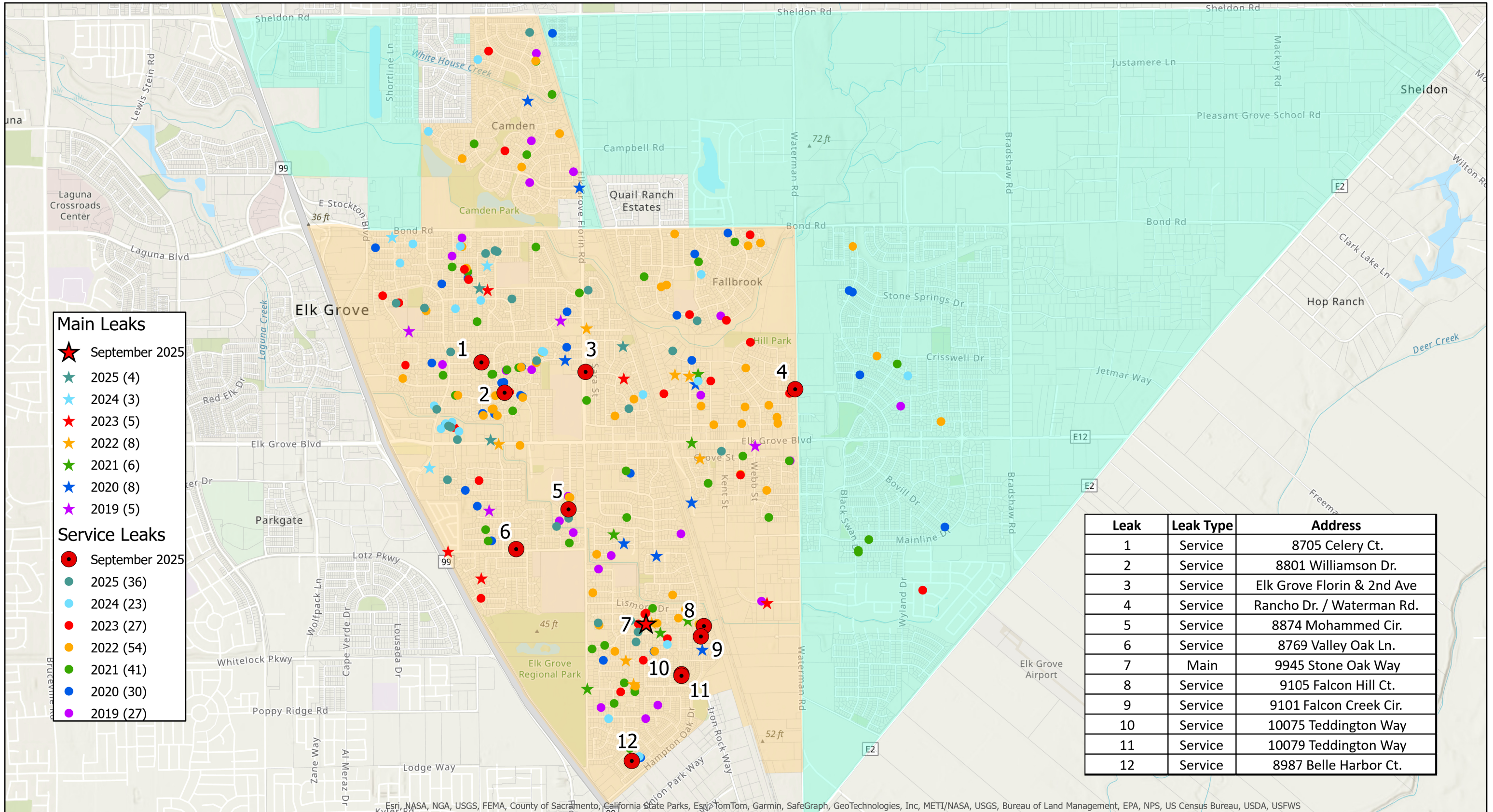
Comments: The Elk Grove Water District is split into two different water systems. Area 2 is wholesale water from Sacramento County Water Agency.

Signature: _____

 51Date: 10.07.2025

Elk Grove Water District
Safety Meetings/Training
September 2025

Date	Topic	Attendees	Hosted By
9/8/2025	Fatigue on the Job	Alan Aragon, Stefan Chanh, David Frederick, Jaylyn Gordon-Ford, Gabriel Guerrero, Aaron Hewitt, James Hinegardner, Sean Hinton, Brandon Kent, Justin Mello, Jose Mendoza, Sal Mendoza, Chris Phillips, Emmanuel Vasquez, Marcell Wilson	Sean Hinton & Aaron Hewitt
9/22/2025	Driving Safety	Alan Aragon, Stefan Chanh, David Frederick, Jaylyn Gordon-Ford, Gabriel Guerrero, Aaron Hewitt, James Hinegardner, Brandon Kent, Justin Mello, Sal Mendoza, Chris Phillips, Emmanuel Vasquez, Brandon Wagner, Marcell Wilson	Sean Hinton & Aaron Hewitt

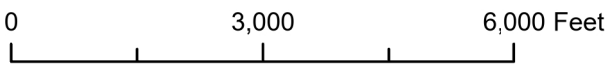


Leak	Leak Type	Address
1	Service	8705 Celery Ct.
2	Service	8801 Williamson Dr.
3	Service	Elk Grove Florin & 2nd Ave
4	Service	Rancho Dr. / Waterman Rd.
5	Service	8874 Mohammed Cir.
6	Service	8769 Valley Oak Ln.
7	Main	9945 Stone Oak Way
8	Service	9105 Falcon Hill Ct.
9	Service	9101 Falcon Creek Cir.
10	Service	10075 Teddington Way
11	Service	10079 Teddington Way
12	Service	8987 Belle Harbor Ct.

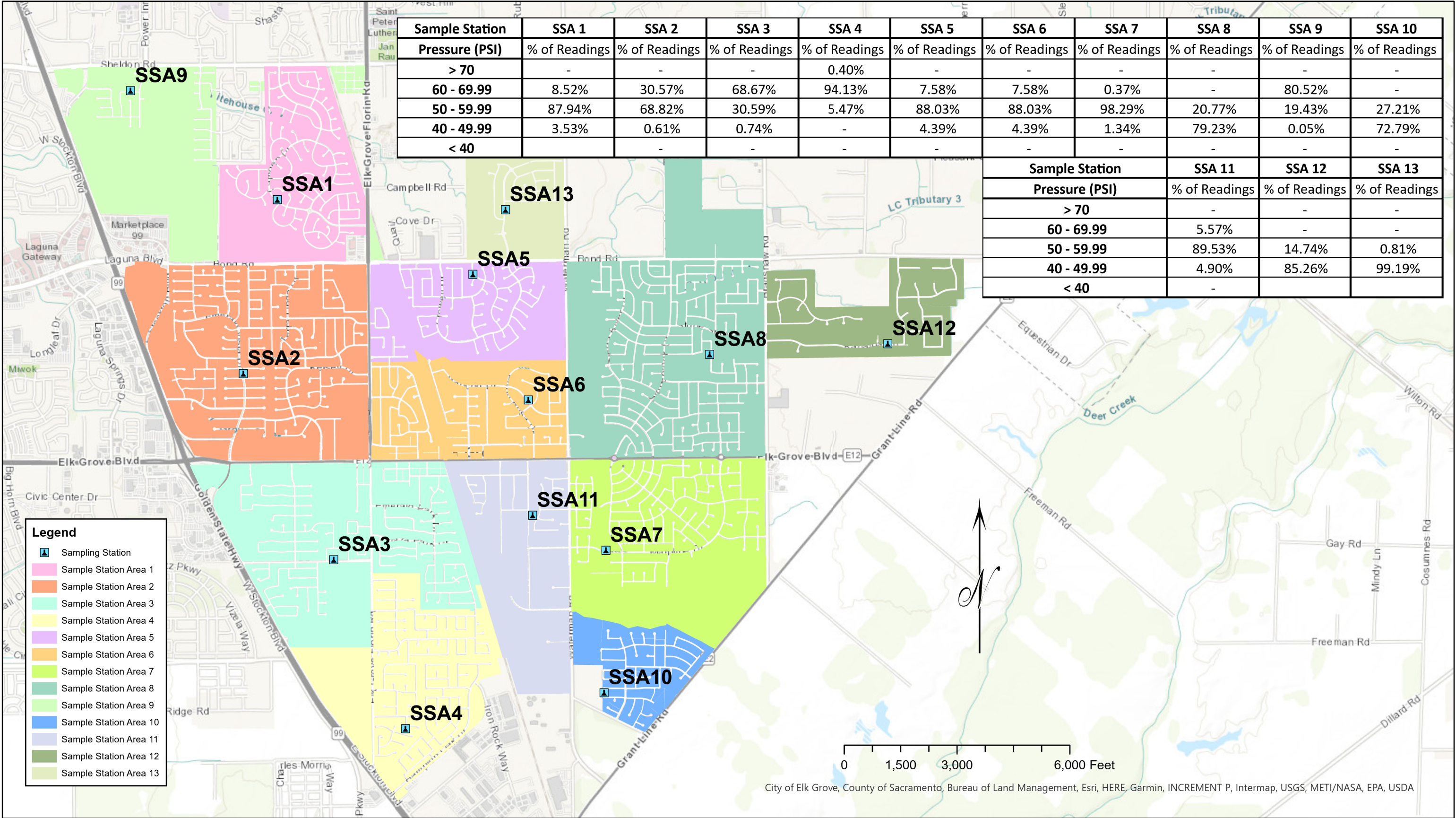
September 2025	
Main Line Leaks: 1	YTD: 4
Service Line Leaks: 11	YTD: 36
Total Leaks: 12	YTD: 40



Elk Grove Water District Main and Service Line Leaks Map



Elk Grove Water District	
Main & Service Line Leaks	
Created by: Richard Ko	
Date: October 7, 2025	



Sample Station	SSA 1	SSA 2	SSA 3	SSA 4	SSA 5	SSA 6	SSA 7	SSA 8	SSA 9	SSA 10
Pressure (PSI)	% of Readings	% of Readings	% of Readings	% of Readings	% of Readings	% of Readings	% of Readings	% of Readings	% of Readings	% of Readings
> 70	-	-	-	0.40%	-	-	-	-	-	-
60 - 69.99	8.52%	30.57%	68.67%	94.13%	7.58%	7.58%	0.37%	-	80.52%	-
50 - 59.99	87.94%	68.82%	30.59%	5.47%	88.03%	88.03%	98.29%	20.77%	19.43%	27.21%
40 - 49.99	3.53%	0.61%	0.74%	-	4.39%	4.39%	1.34%	79.23%	0.05%	72.79%
< 40		-	-	-	-	-	-	-	-	-

Sample Station	SSA 11	SSA 12	SSA 13
Pressure (PSI)	% of Readings	% of Readings	% of Readings
> 70	-	-	-
60 - 69.99	5.57%	-	-
50 - 59.99	89.53%	14.74%	0.81%
40 - 49.99	4.90%	85.26%	99.19%
< 40	-		

- Legend**
- ▲ Sampling Station
 - Sample Station Area 1
 - Sample Station Area 2
 - Sample Station Area 3
 - Sample Station Area 4
 - Sample Station Area 5
 - Sample Station Area 6
 - Sample Station Area 7
 - Sample Station Area 8
 - Sample Station Area 9
 - Sample Station Area 10
 - Sample Station Area 11
 - Sample Station Area 12
 - Sample Station Area 13

Sample Stations: 13

September 2025



Elk Grove Water District
Sample Station Areas

Projected Coordinate System: NAD 83 State Plane CA II FIPS 0402

Source: EGWD GIS Database

Modified by: Richard Ko

October 6, 2025