

REGULAR MEETING OF THE FLORIN RESOURCE CONSERVATION DISTRICT BOARD OF DIRECTORS

Agenda

Tuesday, February 17, 2026

6:30 PM

9829 Waterman Road
Elk Grove, CA 95624

Compliance with Government Code Section 54957.5

Public records, including writings related to an agenda item for an open session of a regular meeting of the Florin Resources Conservation District that are distributed less than 72 hours before the meeting, are available by email request. In addition, such writings may be posted, whenever possible, on the Elk Grove Water District website at www.egwd.org. The Board will discuss all items on the agenda and may take action on any item listed as an "Action" item. The Board may discuss items that do not appear on the agenda but will not act on those items unless there is a need to take immediate action and the Board determines by a two-thirds (2/3) vote that the need for action arose after posting of the agenda. If necessary, the Meeting will be adjourned to Closed Session to discuss items on the agenda listed under "Closed Session." At the conclusion of the Closed Session, the meeting will reconvene to "Open Session."

In compliance with the Americans with Disabilities Act, if you have a disability, and you need a disability-related modification or accommodation to participate in this meeting, then please contact Stefani Phillips, Board Secretary at 916.685.3556. Requests must be made as early as possible and at least one full business day before the start of the meeting.

CALL TO ORDER, ROLL CALL AND PLEDGE OF ALLEGIANCE

Public Comment

This is the opportunity for the public to comment on non-agenda items within the subject matter jurisdiction. Comments are limited to three (3) minutes.

Page Numbers

1. Proclamations and Announcements

- a. Recognition of Benjamin Voelz for his 5 years of service.

Associate Director Comment

Public Comment

2. Consent Calendar

3-4

(Stefani Phillips, Board Secretary and Patrick Lee, Treasurer)

- a. Minutes of Regular Meeting of January 20, 2026 5-8
- b. Accounts Payable Check History – January 2026 9-20
- c. Board and Employee Expense/Reimbursements – January 2026 21
- d. Active Accounts – January 2026 22
- e. Bond Covenant Status for FY 2025-26 – January 2026 23
- f. CASH - Detail Schedule of Investments – January 2026 24
- g. Year-to-Date Revenues and Expenses Compared to Budget – January 2026 25
- h. Consultants Expenses – January 2026 26
- i. Major Capital Improvement Projects – January 2026 27

Associate Director Comment

Public Comment

Recommended Action/Information: Approve Florin Resource Conservation District Consent Calendar items a – i.

3. Elk Grove Water District Employee Policy Manual Update – Pay Periods 28-33
(Stefani Phillips, Human Resources Administrator)

Associate Director Comment

Public Comment

Recommended Action/Information: Adopt Resolution No. 02.17.26.01, amending the 2024 Elk Grove Water District Employee Policy Manual, Section 4.2.2, Pay Periods.

4. General Manager's Report 34-35
(Bruce Kamilos, General Manager)

Associate Director Comment

Public Comment

Recommended Action/Information: Information only.

5. Elk Grove Water District Operations Report – January 2026 36-83
(Bruce Kamilos, General Manager)

Associate Director Comment

Public Comment

Recommended Action/Information: Information only.

6. Directors Comments

Adjourn to Regular Meeting – March 17, 2026

February 17, 2026

TO: Chair and Directors of the Florin Resource Conservation District

FROM: Stefani Phillips, Board Secretary and Patrick Lee, Treasurer

SUBJECT: **CONSENT CALENDAR**

RECOMMENDATION

It is recommended that the Florin Resource Conservation District Board of Directors approve Florin Resource Conservation District Consent Calendar items a – i.

SUMMARY

Consent Calendar items a – i are standing items on the Regular Board Meeting agenda.

DISCUSSION

Background

Consent Calendar items are standing items on the Regular Board Meeting agenda.

Present Situation

Consent Calendar items a – i are standing items on the Regular Board Meeting agenda.

ENVIRONMENTAL CONSIDERATIONS

There are no direct environmental considerations associated with this report.

STRATEGIC PLAN CONFORMITY

This item conforms to the FRCD/Elk Grove Water District 2025-2030 Strategic Plan. The monthly Consent Calendar report provides transparency, which aligns with Goal No. 1 - Governance, of the Strategic Plan 2025-2030.

February 17, 2026

CONSENT CALENDAR

Page 2

FINANCIAL SUMMARY

There is no financial impact associated with this report.

Respectfully submitted,



STEFANI PHILLIPS
BOARD SECRETARY

And



PATRICK LEE
TREASURER

Attachments

**MINUTES OF THE REGULAR MEETING OF THE
FLORIN RESOURCE CONSERVATION DISTRICT
BOARD OF DIRECTORS**

Tuesday, January 20, 2026

The regular meeting of the Florin Resource Conservation District Board of Directors was called to order at 6:30 p.m. by Chair Tom Nelson at 9829 Waterman Road, Elk Grove, CA.

Call to Order, Roll Call, and Pledge of Allegiance.

Directors Present:	Joshua Green, Paul Lindsay, Elliot Mulberg, Lisa Medina, Tom Nelson
Directors Absent:	None
Staff Present:	Bruce Kamilos, General Manager; Stefani Phillips, Human Resources Administrator/Board Secretary; Patrick Lee, Finance Manager/ Treasurer; Donella Murillo, Finance Supervisor; Travis Franklin, Program Manager; Ben Voelz, Associate Engineer; Amber Kavert, Human Resources Technician
Staff Absent:	None
Associate Directors Present:	Robert Stresak
Associate Directors Absent:	Kim Martin
General Counsel Present:	Josh Horowitz, BKS Law

Public Comment

Nothing to report.

1. Proclamations and Announcements

Nothing to report

2. Consent Calendar

- a. Minutes of Regular Board Meeting of December 16, 2025
- b. Accounts Payable Check History – December 2025
- c. Board and Employee Expense/Reimbursements – December 2025
- d. Active Accounts – December 2025
- e. Bond Covenant Status for FY 2025-26 – December 2025
- f. CASH - Detail Schedule of Investments– December 2025
- g. Year-to-Date Revenues and Expenses Compared to Budget – December 2025
- h. Consultants Expenses – December 2025
- i. Major Capital Improvement Projects – December 2025

Director Joshua Green stated he would be abstaining from voting on item a – Minutes of Regular Board Meeting of December 16, 2025, due to his absence from the meeting.

MSC (Mulberg/Lindsay) to approve Florin Resource Conservation District Consent Calendar items a-i. 5/0: Ayes: Nelson, Lindsay, Green, Medina and Mulberg.

3. Florin Resource Conservation District Election of Officers - 2026

Board Secretary Stefani Phillips presented the item to the Florin Resource Conservation District (District) Board of Directors (Board).

Director Tom Nelson nominated Director Paul Lindsay to serve as Chair. Director Elliot Mulberg seconded.

MSC (Nelson/Mulberg) to elect Director Paul Lindsay to serve as Chair for the 2026 calendar year. 5/0: Ayes: Green, Lindsay, Medina, Mulberg and Nelson.

Director Mulberg nominated Director Joshua Green to serve as Vice-Chair. Director Lindsay seconded.

MSC (Mulberg/Lindsay) to elect Director Joshua Green to serve as Vice-Chair for the 2026 calendar year. 5:0 Ayes: Green, Lindsay, Medina, Mulberg and Nelson.

4. Florin Resource Conservation District Committee Appointments and Outside Agency Representation - 2026

Ms. Phillips presented the item to the Board, explaining which Directors and staff held the positions in 2025.

The District committees are as shown:

Conservation Committee – FRCD:

**Elliot Mulberg
Joshua Green**

Infrastructure Committee – EGWD:

**Lisa Medina
Tom Nelson**

MSC (Nelson/Medina) to keep the current Florin Resource Conservation District Conservation Committee the same and appoint Director Lisa Medina and Director Tom Nelson to sit on the Infrastructure Committee. 5:0 Ayes: Green, Lindsay, Medina, Mulberg and Nelson.

The outside agency representations are as shown:

ACWA/JPIA – Representative of EGWD

**Paul Lindsay
Bruce Kamilos (alternate)**

California Special District Association (CSDA)

Elliot Mulberg

Regional Water Authority (RWA) Board of Directors

**Paul Lindsay
Bruce Kamilos**

Sacramento Central Groundwater Authority (SCGA)

**Bruce Kamilos
Tom Nelson (alternate)
Travis Franklin (alternate)**

MSC (Medina/Green) to appoint representatives for outside agency participation as follows: Chair Paul Lindsay to be the representative to the ACWA/JPIA, representing EGWD with General Manager Bruce Kamilos as alternate; Director Elliot Mulberg to be a representative to the CSDA; Chair Paul Lindsay and Mr. Kamilos to be primary representatives to the RWA Board of Directors; and Mr. Kamilos to be a representative to the SCGA and Director Nelson and Travis Franklin to be alternates. 5:0 Ayes: Green, Lindsay, Medina, Mulberg and Nelson.

5. Elk Grove Water District Fiscal Year 2025-26 Quarterly Operating Budget Status Report Finance Manager Patrick Lee presented the item to the Board.

Revenues collected through the first quarter of the fiscal year total \$10,012,856 which is 54.19% of the \$18,477,994 annual budget. The revenues are \$311,955 or 3.22% above the same quarter of the

prior year due to a revenue rate increase of 4.50% that went into effect January 1, 2025, offset by an overall decrease in consumption through December 2025 compared to FY 2024.

6. Elk Grove Water District Fiscal Year 2025-26 Quarterly Capital Reserve Status Report

Mr. Lee presented the item to the Board.

Through the second quarter of Fiscal Year (FY) 2025-26, the Elk Grove Water District (EGWD) expended \$1,453,708 for capital projects leaving a remaining total reserve balance on December 31, 2025, of \$16,693,094.

7. Proposed Resolution Making Application to Sacramento LAFCO for Reorganization of the Florin Resource Conservation District

Mr. Kamilos presented the item to the Board and provided background, including that the proposed resolution did not pass at the December Board meeting.

The Board discussed the proposed reorganization, with questions and concerns raised regarding the formation of a County Water District and the suitability of that governance structure.

Director Nelson moved to approve the resolution making application to Sacramento Local Agency Formation Commission (LAFCo) for Reorganization of the Florin Resource Conservation District to a County Water District. Vice-Chair Joshua Green seconded.

Director Elliot Mulberg provided an alternative motion to reorganize the Florin Resource Conservation District as a California Water District. Director Lisa Medina seconded.

MSC (Mulberg/Medina) to become a California Water Agency 1:4 Ayes: Mulberg Noes: Green, Lindsay, Medina, and Nelson

MSC (Nelson/Green) to adopt Resolution No. 01.20.26.01, making an application to the Sacramento Local Agency Formation Commission for the reorganization of the Florin Resource Conservation District by dissolution of the Florin Resource Conservation District, the formation of the Elk Grove Water District under the County Water District Law, and the designation of the Elk Grove Water District as the successor district. 4:1 Ayes: Green, Lindsay, Medina, and Nelson. Noes: Mulberg

8. Proposed Ordinance Prohibiting the Theft of Water and Tampering with District Facilities

Program Manager Travis Franklin presented the item, providing the Board with the updated provisions that were added to the proposed ordinance, which will repeal and replace the current ordinance in its entirety.

There were discussions related to the amount of water theft violations the District had last year and the dollar amounts for water theft and tampering.

Associate Board Member Robert Stresak suggested putting a "See Something, Say Something" flyer out to customers. Staff mentioned placing it in the EGWD WaterDrop.

MSC (Mulberg/Nelson) to adopt Ordinance No. 01.20.26.01, repealing and replacing Ordinance No. 01.18.22.01, which prohibits the theft of water and tampering with District facilities. 5:0 Ayes: Green, Lindsay, Medina, Mulberg and Nelson.

9. General Managers Report

Mr. Kamilos presented the item to the Board. He provided a brief update about the Utility Billing module and Purchase Order module staff has been working on with Springbrook, explaining that staff has already gone live with the Purchase Order module and will go live with Utility Billing the week of January 26th, showing them the inserts that will be going out with the February bills on how customers can set up their new accounts and read their bills.

He also informed the Board the District would like to participate in the annual benchmarking survey with the American Water Works Association Utility Benchmarking Program. Joining this program would allow the District to receive a customized report comparing performance to peer utilities, providing an objective, “apples-to-apples” basis to identify strengths, improvement opportunities, and realistic targets. Participation would also strengthen transparency and support data-driven planning and decision-making aligned with the District’s strategic goals. Mr. Franklin will be the point person on this program.

Mr. Kamilos mentioned the District has 15 engaged customers in the 2026 Elk Grove Water District Citizens Water Academy. Lastly, he mentioned that he has been elected to serve a second term as the Sacramento Central Groundwater Authority Chair and has been appointed for a fourth consecutive term to sit on the Regional Water Authority Executive Committee.

10. Elk Grove Water District Operations Report – December 2025

Mr. Kamilos provided the EGWD Operations Report for December 2025.

An update was provided regarding the Programmable Logic Controller (PLC) project scheduled to take place this quarter. It was also reported that the motor for Well 14 shorted out and was rewound due to a non-functioning heater. Staff indicated that going forward, verification of heater status will be incorporated into the maintenance plan.

11. Directors Comments

The Board expressed appreciation to Director Tom Nelson for his years of service as Chair and thanked staff for their ongoing work.

Adjourn to Regular Board Meeting on January 20, 2026.

Respectfully submitted,



Stefani Phillips, Board Secretary

AK/SP

Accounts Payable

Checks by Date - Detail by Check Date

01.01.2026 - 01.31.2026



Check No	Vendor No Invoice No	Vendor Name Description	Check Date Reference	Void Checks	Check Amount
ACH	10019	CalPERS	01/07/2026		
	January 7 2026 Payrol	PR Batch 00002.01.2026 457 Flat	PR Batch 00002.01.2026 457		8,518.12
	January 7 2026 Payrol	PR Batch 00002.01.2026 457 Percent	PR Batch 00002.01.2026 457		1,124.41
	January 7 2026 Payrol	PR Batch 00002.01.2026 457 Loan Payment	PR Batch 00002.01.2026 457		2,486.08
	January 7 2026 Payrol	PR Batch 00002.01.2026 Roth Flat	PR Batch 00002.01.2026 Roth		235.00
Total for this ACH Check for Vendor 10019:				0.00	12,363.61
ACH	10060	EDD	01/07/2026		
	January 7 2026 Payroll	PR Batch 00002.01.2026 State Income Tax	PR Batch 00002.01.2026 State Income Tax		8,849.61
	January 7 2026 Payroll	PR Batch 00002.01.2026 SDI	PR Batch 00002.01.2026 SDI		1,916.79
	January 7 2026 Payroll	PR Batch 00002.01.2026 SUI	PR Batch 00002.01.2026 SUI		3,545.96
	January 7 2026 Payroll	PR Batch 00002.01.2026 SETT	PR Batch 00002.01.2026 SETT		129.76
Total for this ACH Check for Vendor 10060:				0.00	14,442.12
ACH	10090	Internal Revenue Service	01/07/2026		
	January 7 2026 Payrol	PR Batch 00002.01.2026 Federal Income Tax	PR Batch 00002.01.2026 Fed		16,821.98
	January 7 2026 Payrol	PR Batch 00002.01.2026 Medicare Employee Pc	PR Batch 00002.01.2026 Med		2,115.39
	January 7 2026 Payrol	PR Batch 00002.01.2026 Medicare Employer Po	PR Batch 00002.01.2026 Med		2,115.39
Total for this ACH Check for Vendor 10090:				0.00	21,052.76
ACH	10509	BRI	01/07/2026		
	January 7 2026 Payrol	PR Batch 00002.01.2026 Health Savings Accour	PR Batch 00002.01.2026 Hea		1,430.37
	January 7 2026 Payrol	PR Batch 00002.01.2026 HSA Employer Contrib	PR Batch 00002.01.2026 HSA		31,539.00
Total for this ACH Check for Vendor 10509:				0.00	32,969.37
Total for 1/7/2026:				0.00	80,827.86
63753	10455	Alpha Analytical Laboratories, Inc	01/08/2026		
	5128522-CVRK_EGV	Sampling- Treatment			20.00
Total for Check Number 63753:				0.00	20.00
63754	10005	Amazon Capital Services	01/08/2026		
	14TC-XYPL-GDM3	Supplies - Admin			10.86
	19FL-PD1F-HNJ9	Safety Clothing- Treatment			189.18
	1D3J-X6NN-7TRM	Supplies - Admin			208.00
	1FKD-XCWT-H66H	Supplies - Admin			14.23
Total for Check Number 63754:				0.00	422.27
63755	10211	Aqua-Metric Sales, Co.	01/08/2026		
	INV0109430	AMI Project - CPI			21,880.00
	INV0111562	AMI Project - CPI			248,210.58
Total for Check Number 63755:				0.00	270,090.58

Check No	Vendor No Invoice No	Vendor Name Description	Check Date Reference	Void Checks	Check Amount
63756	10217 18755573	Automationdirect.Com, Inc Repairs & Maintenance- Treatment	01/08/2026		188.14
			Total for Check Number 63756:	0.00	188.14
63757	10012 22652485	Bay Alarm Company Security Monitoring	01/08/2026		2,600.94
			Total for Check Number 63757:	0.00	2,600.94
63758	10014 SI07141 SI07257 SI07386 SI07387 SI07419 SI07420	BSK Associates Sampling - Treatment Sampling - Treatment Sampling - Treatment Sampling - Treatment Sampling - Treatment Sampling - Treatment	01/08/2026		254.00 254.00 91.00 91.00 91.00 91.00
			Total for Check Number 63758:	0.00	872.00
63759	10022 Dec 2025 AA Dec 2025 AA	Card Services ChatGPT Subscription Water- Utility	01/08/2026		20.00 95.83
			Total for Check Number 63759:	0.00	115.83
63760	10023 Dec 2025 AH Dec 2025 AH Dec 2025 AH Dec 2025 AH	Card Services Materials- Treatment Repair & Maintenance Tools- Treatment Return Postage ChatGPT Subscription	01/08/2026		88.74 729.46 17.80 20.00
			Total for Check Number 63760:	0.00	856.00
63761	10025 Dec 2025 BV Dec 2025 BV	Card Services PLC Replacement Project - CIP ChatGPT Subscriptions	01/08/2026		677.85 40.00
			Total for Check Number 63761:	0.00	717.85
63762	10027 Dec 2025 DF Dec 2025 DF	Card Services Tools - Distribution Drinks- Holiday Lunch	01/08/2026		54.21 60.40
			Total for Check Number 63762:	0.00	114.61
63763	10028 Dec 2026 DM Dec 2026 DM Dec 2026 DM	Card Services W2 Forms Monthly Subscriptions Breakfast- Admin	01/08/2026		37.64 57.28 19.45
			Total for Check Number 63763:	0.00	114.37
63764	10029 Dec 2025 SH	Card Services ChapGPT Subscription	01/08/2026		20.00
			Total for Check Number 63764:	0.00	20.00
63765	10030 Dec 2025 SP Dec 2025 SP Dec 2025 SP	Card Services Meals ChatGPT Subscription Office Materials	01/08/2026		9.97 20.00 117.20

Check No	Vendor No Invoice No	Vendor Name Description	Check Date Reference	Void Checks	Check Amount
	Dec 2025 SP	Holiday Meals			2,286.95
			Total for Check Number 63765:	0.00	2,434.12
63766	10031	Card Services	01/08/2026		
	Dec 2025 TF	Meals- ACWA Conference			272.76
	Dec 2025 TF	Hotel- ACWA Conference			755.22
	Dec 2025 TF	CC Rewards			-467.00
	Dec 2025 TF	Flight Time Change- ACWA Conference			108.00
	Dec 2025 TF	Airport Parking			80.00
	Dec 2025 TF	ChatGPT Subscription			20.00
			Total for Check Number 63766:	0.00	768.98
63767	10032	Card Services	01/08/2026		
	Dec 2025 PL	Certificate of Achievement Review Fee			505.00
			Total for Check Number 63767:	0.00	505.00
63768	10418	Card Services	01/08/2026		
	Dec 2025 BW	FedEx Postage			100.18
	Dec 2025 BW	Tools- Treatment			83.79
	Dec 2025 BW	Part for Booster Pump- Treatment			38.27
			Total for Check Number 63768:	0.00	222.24
63769	10036	Cintas	01/08/2026		
	4254694275	Clothing- OPS			182.64
			Total for Check Number 63769:	0.00	182.64
63770	10258	Coverall North America, Inc	01/08/2026		
	1000436764	Janitorial Services- MOC			499.00
			Total for Check Number 63770:	0.00	499.00
63771	10052	Dataprose LLC	01/08/2026		
	3P105847	Bill Insert- Coming Soon			698.94
	DP2506276	Electronic Billing			201.42
			Total for Check Number 63771:	0.00	900.36
63772	10053	DB Constructional Landscape	01/08/2026		
	January 2026	Landscaping			3,360.00
			Total for Check Number 63772:	0.00	3,360.00
63773	10595	Fortline, Inc	01/08/2026		
		Frontage Rd. CIP			90,290.15
			Total for Check Number 63773:	0.00	90,290.15
63774	10093	Jay's Trucking Service	01/08/2026		
	10172	Dump Charges -WMRP			180.00
	10172	Dump Charges -Distribution			420.00
			Total for Check Number 63774:	0.00	600.00
63775	10326	National Fire Systems, Inc	01/08/2026		
	605352	Admin 5yr Fire Inspection			617.83
			Total for Check Number 63775:	0.00	617.83

Check No	Vendor No Invoice No	Vendor Name Description	Check Date Reference	Void Checks	Check Amount
63776	10122	Tom Nelson	01/08/2026		
	ACWA	Lyft Ride ACWA - Tom Nelson			24.42
	ACWA	Meals at ACWA Conference - Tom Nelson			58.67
	Expense Reimburseme	Hotel Reimbursement- ACWA Conference			1,006.96
Total for Check Number 63776:				0.00	1,090.05
63777	10130	Pest Control Center Inc	01/08/2026		
	3431187	Pest Control- Admin			89.00
Total for Check Number 63777:				0.00	89.00
63778	10350	Preferred Alliance, Inc	01/08/2026		
	0209063-IN	Annual Fees-			1,743.82
Total for Check Number 63778:				0.00	1,743.82
63779	10144	Republic Services #922	01/08/2026		
	0922-009905275	Waste,Recycle, Organics - MOC			3,063.37
Total for Check Number 63779:				0.00	3,063.37
63780	10149	Sacramento County Clerk/Recorder	01/08/2026		
	20251208 PG0292	Release of Lien- Lien#1278			20.00
Total for Check Number 63780:				0.00	20.00
63781	10150	Sacramento County Utilities	01/08/2026		
	50005891665 Nov 202	Sewer & Garbage - MOC			74.46
Total for Check Number 63781:				0.00	74.46
63782	10159	Sierra Chemical Company	01/08/2026		
	159371	Chemicals - Treatment			233.56
Total for Check Number 63782:				0.00	233.56
63783	10160	Sierra Office Supplies	01/08/2026		
	4007618-0	Supplies - Admin			251.08
	4007760-0	Supplies - Admin			57.53
	4007960-0	Supplies - Admin			40.68
Total for Check Number 63783:				0.00	349.29
63784	10161	SMUD	01/08/2026		
	1202265 Dec 2025	Electricity -10113 Hampton Oak Dr			1,142.85
Total for Check Number 63784:				0.00	1,142.85
63785	10161	SMUD	01/08/2026		
	185955 Dec 2025	Electricity -Ranch Park Wy/Kelsey Dr			2,492.16
Total for Check Number 63785:				0.00	2,492.16
63786	10161	SMUD	01/08/2026		
	2839116 Dec 2025	Electricity -9818 Dino Dr			5,200.25
Total for Check Number 63786:				0.00	5,200.25
63787	10161	SMUD	01/08/2026		
	2933501 Dec 2025	Electricity - 9715 Railroad St			9,675.10

Check No	Vendor No Invoice No	Vendor Name Description	Check Date Reference	Void Checks	Check Amount
			Total for Check Number 63787:	0.00	9,675.10
63788	10161 3548843 Dec 2025	SMUD Electricity - 9085 Elk Grove Blvd	01/08/2026		1,271.09
			Total for Check Number 63788:	0.00	1,271.09
63789	10161 3793 Dec 2025	SMUD Electricity - 8840 Elk Way	01/08/2026		40.30
			Total for Check Number 63789:	0.00	40.30
63790	10161 59633 Dec 2025	SMUD Electricity -9205 Meadow Grove Dr	01/08/2026		4,921.70
			Total for Check Number 63790:	0.00	4,921.70
63791	10161 6034535 Dec 2025	SMUD Electricity - 9035 Polhemus Dr	01/08/2026		2,489.74
			Total for Check Number 63791:	0.00	2,489.74
63792	10161 6860502 Dec 2025	SMUD Electricity - 9829 Waterman Rd	01/08/2026		739.52
			Total for Check Number 63792:	0.00	739.52
63793	10163 2353	Solutions by BG Inc. Contracted Services- IT	01/08/2026		5,698.80
			Total for Check Number 63793:	0.00	5,698.80
63794	10172 00252-25-0092823	The Bank of New York Mellon Bond Administration- Annual Fees	01/08/2026		2,250.00
			Total for Check Number 63794:	0.00	2,250.00
63795	10174 53684	The Sign Center Appreciation Banner	01/08/2026		196.25
			Total for Check Number 63795:	0.00	196.25
63796	10186 INV00920928	USABluebook Supplies - Treatment	01/08/2026		132.10
			Total for Check Number 63796:	0.00	132.10
63797	10401 192427-1	West Coast Energy Systems, LLC Generator Inspection	01/08/2026		2,738.27
			Total for Check Number 63797:	0.00	2,738.27
			Total for 1/8/2026:	0.00	422,164.59
63798	10002 387644	AFLAC Optional Employee Paid Benefits	01/14/2026		927.98
			Total for Check Number 63798:	0.00	927.98
63799	10005 1LX9-LY4F-D4K4	Amazon Capital Services Supplies - ADMIN	01/14/2026		91.34

Check No	Vendor No Invoice No	Vendor Name Description	Check Date Reference	Void Checks	Check Amount
	1T6D-H7XM-GMPK	Materials - Distribution			242.96
	1YDF-W4QG-M4VH	Materials - Utility			237.41
	1YW4-GPGP-RY6H	Supplies - ADMIN			45.35
			Total for Check Number 63799:	0.00	617.06
63800	10013	Benefit Resources	01/14/2026		
	1129138	Pre Tax Monthly Admin Fee			175.00
			Total for Check Number 63800:	0.00	175.00
63801	10559	Best Best & Krieger	01/14/2026		
	1050866	Legal - Dec 2025			522.50
	1050867	Legal - Dec 2025			750.00
			Total for Check Number 63801:	0.00	1,272.50
63802	10016	Califonia Nevada Section-AWWA	01/14/2026		
	#02465	Cross-Connection Specialist Michael Montiel			155.00
			Total for Check Number 63802:	0.00	155.00
63803	10023	Card Services	01/14/2026		
	Nov 2025 AH	Supplies			81.18
	Nov 2025 AH	AWWA Spring Conference Registration			620.00
	Nov 2025 AH	Supplies Dickens Faire			137.71
	Nov 2025 AH	ChatGPT			20.00
	Nov 2025 AH	Materials			203.92
	Nov 2025 AH	Supplies			42.28
			Total for Check Number 63803:	0.00	1,105.09
63804	10033	CB&T/ ACWA-JPIA	01/14/2026		
	0708100	Retirement Benefits			8,265.27
	0708100	February Medical Benefits			65,533.62
			Total for Check Number 63804:	0.00	73,798.89
63805	10033	CB&T/ ACWA-JPIA	01/14/2026		
	Workers Comp Q2	February Medical Benefits			27,122.35
			Total for Check Number 63805:	0.00	27,122.35
63806	10238	Check Processors, Inc	01/14/2026		
	29463	Lockbox Payment Processing			281.80
			Total for Check Number 63806:	0.00	281.80
63807	10036	Cintas	01/14/2026		
	4255576797	Uniforms - OPS			182.64
			Total for Check Number 63807:	0.00	182.64
63808	10040	Consolidated Communications	01/14/2026		
	9161500841/0 Dec 20:	Internet, Phones - ADMIN/MOC			882.77
	9161500841/0 Dec 20:	Internet, Phones - ADMIN/MOC			882.76
			Total for Check Number 63808:	0.00	1,765.53
63809	10046	County of Sacramento	01/14/2026		
	90454969	Water Billing - Commercial - Nov/Dec 2025			42,249.49
	90454970	Water Billing - Residential - Nov/Dec 2025			445,853.03

Check No	Vendor No Invoice No	Vendor Name Description	Check Date Reference	Void Checks	Check Amount
	90454971	Water Billing - Construction - Nov/Dec 2025			262.67
			Total for Check Number 63809:	0.00	488,365.19
63810	10258 1000436775	Coverall North America, Inc Janitorial Services - ADMIN	01/14/2026		1,050.00
			Total for Check Number 63810:	0.00	1,050.00
63811	10596 1060640103 Jan 2026	Deborah Areson Clsd Acct Refund - 9467 Monte Cresta Wy	01/14/2026		151.80
			Total for Check Number 63811:	0.00	151.80
63812	10597 1272290001 Jan 2026	Donez Clausell Clsd Acct Refund - 9673 Gage St	01/14/2026		85.72
			Total for Check Number 63812:	0.00	85.72
63813	10598 0661020001 Jan 2026	Grace E. Mark Clsd Acct Refund - 9673 Mardelle Wy	01/14/2026		113.76
			Total for Check Number 63813:	0.00	113.76
63814	10599 1370660002 Jan 2026	Hui-Fen Chen Clsd Acct Refund - 9397 Boulder River Wy	01/14/2026		89.04
			Total for Check Number 63814:	0.00	89.04
63815	10101 300420	Lanset America Corp Disaster Recovery	01/14/2026		995.00
			Total for Check Number 63815:	0.00	995.00
63816	10120 25-1478	National Traffic Design Flagging - Utility	01/14/2026		445.00
			Total for Check Number 63816:	0.00	445.00
63817	10600 1272290001 Jan 2026	Old Republic Title Clsd Acct Refund - 9673 Gage St	01/14/2026		3.35
			Total for Check Number 63817:	0.00	3.35
63818	10601 1060640103 Jan 2026	Placer Title Company Clsd Acct Refund - 9467 Monte Cresta Wy	01/14/2026		86.39
			Total for Check Number 63818:	0.00	86.39
63819	10137 8000-9000-0866-2367	Purchase Power Postage - ADMIN	01/14/2026		461.21
			Total for Check Number 63819:	0.00	461.21
63820	10148 12348010926	SAC Ice Repairs & Maint - MOC	01/14/2026		368.88
			Total for Check Number 63820:	0.00	368.88
63821	10149 202102171078	Sacramento County Clerk/Recorder Lien - 8600 Jade Crest Ct	01/14/2026		20.00

Check No	Vendor No Invoice No	Vendor Name Description	Check Date Reference	Void Checks	Check Amount
			Total for Check Number 63821:	0.00	20.00
63822	10545 0660120001 Jan 2026	Stewart Title of California, Inc Clsd Acct Refund - 9673 Mardella Wy	01/14/2026		27.10
			Total for Check Number 63822:	0.00	27.10
63823	10173 9002629585	The Permanente Medical Group OHSS DMV/DOT Physical	01/14/2026		115.00
			Total for Check Number 63823:	0.00	115.00
63824	10602 12160125171225	The Sherwin - Williams CO. Materials - Utility	01/14/2026		14.39
			Total for Check Number 63824:	0.00	14.39
63825	10176 5037133986	Toshiba Financial Services Copier - ADMIN	01/14/2026		323.88
			Total for Check Number 63825:	0.00	323.88
			Total for 1/14/2026:	0.00	600,119.55
63826	10005 113M-RY6K-M9Q9 139T-YR9C-QYMR 1FCQ-R419-GYNN 1L97-LDCW-H6NV 1YGV-HDQW-HHV3	Amazon Capital Services Supplies - Distribution Supplies - ADMIN Repairs & Maint Equipment - Treatment Repairs & Maint Equipment - Treatment Repairs & Maint Computers - Treatment	01/21/2026		89.86 11.42 120.80 71.27 174.65
			Total for Check Number 63826:	0.00	468.00
63827	10454 156746	Area Portable Services, Inc Facilities Rental - Utility Crew	01/21/2026		633.77
			Total for Check Number 63827:	0.00	633.77
63828	10008 11431	Auto Solutions By Single Repairs & Maint Auto - Truck #502	01/21/2026		245.22
			Total for Check Number 63828:	0.00	245.22
63829	10010 2066	Badawi & Associates FY 2025 Annual Financial Trans Report	01/21/2026		2,075.00
			Total for Check Number 63829:	0.00	2,075.00
63830	10011 P85064515	Batteries Plus Materials - Treatment	01/21/2026		54.70
			Total for Check Number 63830:	0.00	54.70
63831	10221 December 2025	BKS Law Firm, PC Legal - December 2025	01/21/2026		5,761.25
			Total for Check Number 63831:	0.00	5,761.25
63832	10014 SI07406	BSK Associates Sampling - Treatment	01/21/2026		254.00

Check No	Vendor No Invoice No	Vendor Name Description	Check Date Reference	Void Checks	Check Amount
	SJ00133	Sampling - Treatment			91.00
	SJ00134	Sampling - Treatment			91.00
			Total for Check Number 63832:	0.00	436.00
63833	10036	Cintas	01/21/2026		
	4256351056	Uniforms - OPS			182.64
			Total for Check Number 63833:	0.00	182.64
63834	10332	NTS	01/21/2026		
	1210429	Rental - WMRP CIP			175.00
			Total for Check Number 63834:	0.00	175.00
63835	10126	Pace Supply Corp	01/21/2026		
	0610851621-1	Materials - Distribution			249.78
	0611082962	Materials - Distribution			821.27
			Total for Check Number 63835:	0.00	1,071.05
63836	10127	Pacific Gas & Electric Company	01/21/2026		
	2503509759-8 Dec 20	Gas - ADMIN			868.81
			Total for Check Number 63836:	0.00	868.81
63837	10144	Republic Services #922	01/21/2026		
	0922-009988390	Storm Drain - ADMIN			321.10
			Total for Check Number 63837:	0.00	321.10
63838	10145	Rooco Rents	01/21/2026		
	28818	Materials - Distribution			809.61
			Total for Check Number 63838:	0.00	809.61
63839	10160	Sierra Office Supplies	01/21/2026		
	4009662-0	Supplies - ADMIN			254.25
			Total for Check Number 63839:	0.00	254.25
63840	10163	Solutions by BG Inc.	01/21/2026		
	2356	IT Services - Help Tickets			5,698.80
			Total for Check Number 63840:	0.00	5,698.80
63841	10170	Teichert Aggregates	01/21/2026		
	10782314				688.21
			Total for Check Number 63841:	0.00	688.21
ACH	10019	CalPERS	01/21/2026		
	January 21 2026 Payrc	PR Batch 00003.01.2026 457 Percent	PR Batch 00003.01.2026 457		1,124.41
	January 21 2026 Payrc	PR Batch 00003.01.2026 457 Loan Payment	PR Batch 00003.01.2026 457		2,486.08
	January 21 2026 Payrc	PR Batch 00003.01.2026 Roth Flat	PR Batch 00003.01.2026 Roth		235.00
	January 21 2026 Payrc	PR Batch 00003.01.2026 457 Flat	PR Batch 00003.01.2026 457		8,558.12
			Total for this ACH Check for Vendor 10019:	0.00	12,403.61
ACH	10060	EDD	01/21/2026		
	January 21 2026 Payrc	PR Batch 00003.01.2026 SDI	PR Batch 00003.01.2026 SDI		1,905.22
	January 21 2026 Payrc	PR Batch 00003.01.2026 State Income Tax	PR Batch 00003.01.2026 State		5,824.79
	January 21 2026 Payrc	PR Batch 00003.01.2026 SUI	PR Batch 00003.01.2026 SUI		3,524.65

Check No	Vendor No Invoice No	Vendor Name Description	Check Date Reference	Void Checks	Check Amount
	January 21 2026 Payrc	PR Batch 00003.01.2026 SETT	PR Batch 00003.01.2026 SET		64.31
		Total for this ACH Check for Vendor 10060:		0.00	11,318.97
ACH	10090	Internal Revenue Service	01/21/2026		
	January 21 2026 Payrc	PR Batch 00003.01.2026 Medicare Employer Po	PR Batch 00003.01.2026 Med		2,102.49
	January 21 2026 Payrc	PR Batch 00003.01.2026 Federal Income Tax	PR Batch 00003.01.2026 Fed		15,205.59
	January 21 2026 Payrc	PR Batch 00003.01.2026 Medicare Employee Pc	PR Batch 00003.01.2026 Med		2,102.49
		Total for this ACH Check for Vendor 10090:		0.00	19,410.57
ACH	10509	BRI	01/21/2026		
	January 21 2026 Payrc	PR Batch 00003.01.2026 Health Savings Accour	PR Batch 00003.01.2026 Hea		1,430.37
		Total for this ACH Check for Vendor 10509:		0.00	1,430.37
		Total for 1/21/2026:		0.00	64,306.93
63842	10005	Amazon Capital Services	01/28/2026		
	177T-X7LH-6RHD	Repairs and Maint Equipment - Treatment			103.29
	1C1F-RN1N-3GCP	Supplies - ADMIN			77.38
	1DYG-RHQW-NNPT	Tools - Treatment			243.01
	1FRH-4MG7-DVQ7	Supplies - ADMIN			74.59
	1T7M-G6FH-CVW9	Supplies - ADMIN			6.51
	1VGR-NL99-MMN6	Safety Materials - Treatment			79.39
		Total for Check Number 63842:		0.00	584.17
63843	10211	Aqua-Metric Sales, Co.	01/28/2026		
	0112084	AMI Project CIP			273,755.59
		Total for Check Number 63843:		0.00	273,755.59
63844	10012	Bay Alarm Company	01/28/2026		
	22714697	Monitoring Fire, Sprinkler, Security Monitoring			2,406.09
	22714697	Monitoring Fire, Security Monitoring - ADMIN			621.03
		Total for Check Number 63844:		0.00	3,027.12
63845	10014	BSK Associates	01/28/2026		
	SI07454	Sampling - Treatment			254.00
	SJ00083	Sampling - Treatment			254.00
	SJ00091	Sampling - Treatment			38.00
	SJ00092	Sampling - Treatment			38.00
	SJ00218	Sampling - Treatment			91.00
	SJ00219	Sampling - Treatment			91.00
	SJ00220	Sampling - Treatment			49.00
	SJ00340	Sampling - Treatment			797.00
	SJ00341	Sampling - Treatment			91.00
	SJ00343	Sampling - Treatment			91.00
	SJ00347	Sampling - Treatment			91.00
	SJ00349	Sampling - Treatment			91.00
	SJ00351	Sampling - Treatment			91.00
		Total for Check Number 63845:		0.00	2,067.00
63846	10229	California Water Efficiency Partnership	01/28/2026		
	MD-2026-810	Cal WEP 2026 Membership			3,726.19
		Total for Check Number 63846:		0.00	3,726.19

Check No	Vendor No Invoice No	Vendor Name Description	Check Date Reference	Void Checks	Check Amount
63847	10036 4257094158	Cintas Uniforms - OPS	01/28/2026		182.64
			Total for Check Number 63847:	0.00	182.64
63848	10042 80160	County of Sacramento Recycled Wood - Utility Crew	01/28/2026		65.15
			Total for Check Number 63848:	0.00	65.15
63849	10059 101299	Eaton Pumps Sales & Service Well 14D Motor Repair	01/28/2026		14,094.00
			Total for Check Number 63849:	0.00	14,094.00
63850	10093 10216 10216	Jay's Trucking Service Contracted Services WMRP CIP Rental WMRP CIP	01/28/2026		2,325.00 270.00
			Total for Check Number 63850:	0.00	2,595.00
63851	10125 2585-320967	O'Reilly Auto Parts Materials - Distribution	01/28/2026		8.15
			Total for Check Number 63851:	0.00	8.15
63852	10126 0611092863 0611092863-1	Pace Supply Corp Materials - Distribution Materials - Distribution	01/28/2026		490.24 746.02
			Total for Check Number 63852:	0.00	1,236.26
63853	10131 Sept 2025	Petty Cash Notary Services	01/28/2026		30.00
			Total for Check Number 63853:	0.00	30.00
63854	10379 711701212026	Southwest Answering Service, Inc After Hours and On Call Answering Service	01/28/2026		1,663.03
			Total for Check Number 63854:	0.00	1,663.03
63855	10384 1431	Super Clean Solutions, LLC Cleaning Services - ADMIN	01/28/2026		247.50
			Total for Check Number 63855:	0.00	247.50
63856	10170 10783305	Teichert Aggregates Materials WMRP CIP	01/28/2026		594.06
			Total for Check Number 63856:	0.00	594.06
63857	10572 129922 130407	TELSTAR Instruments RRWTF PLC Repair CIP RRWTF PLC Repair CIP	01/28/2026		49,133.14 36,163.03
			Total for Check Number 63857:	0.00	85,296.17
63858	10192 110111592 110111592 110111592 110111592	Wex Bank Fuel - OPS Fuel - Treatment Fuel - Utility Crew Fuel - Distribution Crew	01/28/2026		32.51 738.20 1,132.68 1,491.50

Check No	Vendor No Invoice No	Vendor Name Description	Check Date Reference	Void Checks	Check Amount
			Total for Check Number 63858:	0.00	3,394.89
			Total for 1/28/2026:	0.00	392,566.92
			Report Total (114 checks):	0.00	1,559,985.85

BOARD AND EMPLOYEE MONTHLY EXPENSE/REIMBURSEMENTS

As of 01/31/2026

INDIVIDUAL	DESCRIPTION	AMOUNT PAID
Travis Franklin	ACWA Conference - Hotel	\$755.22
Travis Franklin	ACWA Conference - Meals	\$272.76
Travis Franklin	ACWA Flight Time Change/ Tom Nelson	\$108.00
Tom Nelson	Reimbursement ACWA Conference - Hotel	\$1,006.96
		\$2,142.94

Active Account Information
As of 01/31/2026

	JULY	AUG	SEPT	OCT	NOV	DEC	JAN	FEB	MAR	APR	MAY	JUNE
Water Accounts:												
Metered												
Residential	12,564	12,556	12,579	12,560	12,564	12,559	12,539					
Commercial	356	355	355	355	355	355	425					
Irrigation	190	189	189	190	190	190	173					
Fire Service	191	191	191	191	191	191	190					
Total Accounts	13,301	13,291	13,314	13,296	13,300	13,295	13,327	-	-	-	-	-

Active Account Information
FY 2024/2025

	JULY	AUG	SEPT	OCT	NOV	DEC	JAN	FEB	MAR	APR	MAY	JUNE
Water Accounts:												
Metered												
Residential	12,421	12,444	12,441	12,444	12,443	12,445	12,465	12,483	12,518	12,522	12,525	12,552
Commercial	359	360	360	359	358	358	358	356	356	356	354	356
Irrigation	190	191	190	190	190	190	190	190	190	190	190	190
Fire Service	191	192	191	192	191	191	192	191	191	191	191	192
Total Accounts	13,161	13,187	13,182	13,185	13,182	13,184	13,205	13,220	13,255	13,259	13,260	13,290

**Bond Covenant Status
For Fiscal Year 2025-26
As of 01/31/2026**

Operating Revenues:

Charges for Services	\$ 11,352,238
-----------------------------	---------------

Operating Expenses:

Salaries & Benefits	3,626,844
Seminars, Conventions and Travel	17,352
Office & Operational	956,781
Purchased Water	2,317,817
Outside Services	536,544
Equipment Rent, Taxes, and Utilities	320,222
Total Operating Expenses	7,775,560

Net Operating Income	\$ 3,576,678
-----------------------------	--------------

Annual Interest & Principal Payments	
\$3,941,503	\$ 2,299,210 ⁽¹⁾

Debt Service Coverage Ratio, YTD Only:	1.56
---	-------------

Required	1.15
-----------------	-------------

Notes

⁽¹⁾ Reflects budget divided by number of months year to date.
However, first Principal/Interest Payments made in September.
Projected Annual Budget Coverage Ratio is

1.51

CASH - Detail Schedule of Investments
As of 1/31/2026

G/L Account : Fund		<u>Account number / name</u>	<u>Investment Name</u>	<u>Investment Type</u>	<u>Restrictions</u>	<u>Market Value</u>
HELD BY BOND TRUSTEE:						
1110-000-20	Water	BNY 892744 FRCD 2014A DEBT SERVICE	Dreyfus Inst Treasury	MM Mutual Fund	Restricted	0.00
1112-000-20	Water	BNY 743850 FRCD 2016A DEBT SERVICE	Dreyfus Inst Treasury	MM Mutual Fund	Restricted	0.00
Subtotal						\$ -
1001-000-20	Water	Cash on Hand			Unrestricted	\$ 300.00

HELD BY F&M BANK:

1011-000-20	Water	F&M 08-032017-01 OPERATING ACCOUNT			Unrestricted	1,519,445.53
1084-000-20	Water	F&M 08-03201702-31 MONEY MARKET	2.53%		Unrestricted	1,188,711.94
1031-000-20	Water	F&M 08-032912-01 CREDIT CARD ACCOUNT			Unrestricted	598,404.05
1061-000-20	Water	F&M 08-032890-01 PAYROLL ACCOUNT			Unrestricted	435,106.29
1071-000-20	Water	F&M 08-032920-01 DRAFTS ACCOUNT			Unrestricted	116,024.18
Subtotal						\$ 3,857,691.99

INVESTMENTS

1080-000-20	Water	Office of the Treasurer - Sacramento California	LAIF	Investment Pool	4.03%	Unrestricted	\$ 7,331,565.66
1081-000-20	Water	CALTrust Medium Term		Investment	2.01%	Unrestricted	\$ 1,535,986.48

PURCHASE DATE	CUSIP	ISSUED BY	CALL DATE	MATURITY DATE	% of Portfolio	Current Yield	COST BASIS	MARKET VALUE
9/30/2016	N/A	US Bank	N/A	N/A	28.50%	3.57%	\$ 1,197,431.09	\$ 1,197,431.09
11/19/2020	3135GA5H0	FNMA - Called	11/25/2025	11/25/2025	0.00%	0.000%	\$ -	-
7/29/2021	3133EMT36	Federal Farm Credit Bks	04/15/26 - qrtly	4/15/2026	23.70%	0.880%	\$ 1,000,000.00	994,210.00
8/11/2025	333ETST5	Federal Farm Credit Bks	8/11/2026 - cont	8/11/2027	23.80%	3.98%	\$ 1,000,000.00	1,000,720.00
8/8/2025	3130B5K64	Federal Home Loan Bks	noncallable	3/10/2027	23.90%	3.98%	\$ 1,000,000.00	1,004,990.00
							\$ 4,197,431.09	\$ 4,197,351.09

YTM = Yield to Maturity
qtrly = quarterly
cont. = continuous

Total	\$ 16,922,895.22
Total Restricted	\$ -
Total Unrestricted	\$ 16,922,895.22

Call Date	CUSIP	Issued by:	Call Date	Maturity Date	Interest Rate	YTM	Price	Market Value
							\$ -	\$ -

Authorized Signers
Bruce Kamilos
Patrick Lee
Donella Murillo
Stefani Phillips

\$ -

General Ledger
Monthly Consent

User: PLee@egwd.org
Printed: 2/9/2026 11:11:35 AM
Period 01 - 07
Fiscal Year 2026

7/12 = 58.33%

Account	Description	End Bal	Budget	Remaining Budget	% Realized
Revenue					
	Revenues	\$ (11,352,238.00)	\$ (18,477,993.82)	\$ (7,125,755.82)	61.44%
	Total Revenue	11,352,238.00	18,477,993.82	7,125,755.82	61.44%
Expense					
	Salaries & Benefits	3,626,844.31	5,686,886.87	2,060,042.56	63.78%
	Seminars Conventions & Travel	17,352.02	42,444.00	25,091.98	40.88%
	Office & Operational	956,780.74	1,742,067.48	785,286.74	54.92%
	Purchased Water	2,317,817.00	3,805,728.20	1,487,911.20	60.90%
	Outside Services	536,544.19	1,146,580.00	610,035.81	46.80%
	Rentals & Leases	8,638.55	23,120.00	14,481.45	37.36%
	Taxes & Utilities	311,583.50	558,324.00	246,740.50	55.81%
	Non-Operational	(322,239.84)	(25,000.00)	297,239.84	1288.96%
	Total Expense	\$ 7,453,320.47	\$ 12,980,150.55	\$ 5,526,830.08	57.42%
Revenue Total		\$ 11,352,238.00	\$ 18,477,993.82	\$ 7,125,755.82	61.44%
Expense Total		\$ 7,453,320.47	\$ 12,980,150.55	\$ 5,526,830.08	57.42%
Revenues in Excess of Expenditures		\$ 3,898,917.53	\$ 5,497,843.27	\$ 1,598,925.74	70.92%

Consultant Expenses

As of 01/31/2026

Fiscal Retainer Contracts

	Description	Total Contract	Current Month	Paid to date	2025-2026 FY Budget	Percent of year (58%)
BKS Law Firm, PC	Task orders	TBD	\$ 5,761	\$ 19,400		
Best Best & Krieger	Task orders	TBD	\$ 1,273	\$ 8,497		
Liebert Cassidy Whitmore	Task orders	TBD	\$ -	\$ 6,381		
Total				\$ 34,278	\$ 120,000	28.57%
Solutions by BG, Inc.	Task orders		\$ 11,398	\$ 116,971	\$ 220,500	53.05%

Major Contracts

Consultant	Description	Total Contract	Paid to date	2023-2024 FY Budget	Percent of Contract Amount
	PSA		\$ -		#DIV/0!
	PSA		\$ -		#DIV/0!
	PSA		\$ -		#DIV/0!

**Major Capital Improvement Project
Budget vs Actuals
As of 01/31/2026**

Capital Project	Total Project Budget	Total Project Exp to Date	Percent Spent	Capitalized Labor	Fund Type	Project Type	Jan			YTD % Spent	% of Project Complete
							2025-26 Budget	Project Exp	Total YTD ⁽¹⁾		
Eisenbeisz Street Watermain	\$ 412,000	\$ 377,804	91.70%	53,932	R&R	Supply/Distribution	\$ 186,000	\$ -	\$ 152,002	81.72%	100%
EG Florin Frontage Rd	721,000	138,943	19.27%	24,897	R&R	Supply/Distribution	721,000	112,374	138,943	19.27%	20%
Meadow Grove Drive Watermain	269,000	218,596	81.26%	118,119	R&R	Supply/Distribution	269,000	180	218,596	81.26%	90%
City of EG Streetscape	70,000	-	0.00%	-	R&R	Supply/Distribution	70,000	-	-	0.00%	0%
ERP System	235,986	85,986	36.44%	-	R&R	Building and Site	150,000	-	38,393	25.60%	60%
Truck Replacement	120,000	100,555	83.80%	-	R&R	Building and Site	120,000	-	100,555	83.80%	100%
Vactor Traylor Replacement	175,000	142,932	81.68%	-	R&R	Building and Site	175,000	-	142,932	81.68%	100%
PLC - RRWTP Main Panel	800,000	295,679	36.96%	-	R&R	Treatment	800,000	85,974	295,679	36.96%	40%
AMI Project	1,734,000	1,200,918	69.26%	-	CIP	Supply/Distribution	1,634,000	543,846	1,108,981	67.87%	35%
Brinkman Transmission Main	199,800	24,900	12.46%	-	CIP	Supply/Distribution	150,000	-	-	0.00%	0%
Unforeseen Capital Projects	100,000	14,094	14.09%	-	-	-	100,000	14,094	14,094	14.09% ⁽²⁾	-
Sub-Total	\$ 4,836,786	\$ 2,600,408	53.76%	\$ 196,949			\$ 4,375,000	\$ 756,468	\$ 2,210,176	50.52%	

⁽¹⁾ Includes \$196,949 in capitalized labor through 1/31/2026

⁽²⁾ Includes unforeseen capital projects, including:

Eaton Pumps - Well 14D	14,094
	-
Total	\$ 14,094

February 17, 2026

TO: Chair and Directors of the Florin Resource Conservation District

FROM: Stefani Phillips, Human Resources Administrator

SUBJECT: **ELK GROVE WATER DISTRICT EMPLOYEE POLICY MANUAL
AMENDMENT – PAY PERIODS**

RECOMMENDATION

It is recommended that the Florin Resource Conservation District Board of Directors adopt Resolution No. 02.17.26.01, amending the 2024 Elk Grove Water District Employee Policy Manual, Section 4.2.2, Pay Periods.

SUMMARY

The proposed revision to Section 4.2.2, Pay Periods, of the Elk Grove Water District (District) Employee Policy Manual (Manual) is being presented to the Florin Resource Conservation District Board of Directors (Board) for consideration at the February meeting, with the intent of implementing the change immediately.

The update is limited to moving the biweekly payday from Wednesday to Friday. This adjustment provides additional processing time between payroll submission and pay date, allowing staff adequate opportunity to identify and resolve payroll issues and, when necessary, obtain timely support from the District's payroll system provider, Springbrook. No other changes to pay periods are proposed.

DISCUSSION

Background

Section 4.2.2, Pay Periods, of the Manual currently specifies that employees are paid every other Wednesday. Following the implementation of the District's payroll system, Springbrook, staff have evaluated internal payroll timelines and identified the need for additional processing time between payroll submission and the pay date.

Providing additional time between payroll processing and the pay date allows staff to review payroll and address any necessary adjustments prior to the release of payroll.

Present Situation

The proposed revision to Section 4.2.2, Pay Periods, (attached) revises the designated payday from Wednesday to Friday. The existing biweekly pay period schedule remains

February 17, 2026

**ELK GROVE WATER DISTRICT EMPLOYEE POLICY MANUAL AMENDMENT –
PAY PERIODS**

Page 2

unchanged. This change provides additional processing time prior to payroll release and is proposed for immediate implementation upon Board approval.

ENVIRONMENTAL CONSIDERATIONS

There are no direct environmental considerations associated with this report.

STRATEGIC PLAN CONFORMITY

Updating Board policies and the Manual provides the Board the ability to maintain and oversee compliance of operations and thereby conforms with Strategic Goal No. 1, Governance, of the Strategic Plan 2025-2030.

FINANCIAL SUMMARY

The proposed amendment to Section 4.2.2, Pay Periods, will not result in any additional cost to the District. The change affects only the timing of payroll disbursement and does not alter salary levels, compensation structures, or payroll frequency.

Respectfully submitted,



STEFANI PHILLIPS
HUMAN RESOURCES ADMINISTRATOR

Attachments

RESOLUTION NO. 02.17.26.01

**RESOLUTION OF THE FLORIN RESOURCE
CONSERVATION DISTRICT BOARD OF DIRECTORS
AMENDING THE 2024 ELK GROVE WATER DISTRICT EMPLOYEE
POLICY MANUAL, SECTION 4.2.2, PAY PERIODS**

WHEREAS, the Florin Resource Conservation District Board of Directors (Board) establishes written policies and procedures for the Elk Grove Water District (District) staff;

WHEREAS, approved policies provide guidance and continuity of direction for staff;

WHEREAS, the Board and staff review this Employee Policy Manual (Manual) regularly and update it as necessary;

WHEREAS, the staff seeks to amend Section 4.2.2, Pay Periods, of the Manual to revise the designated payday from Wednesday to Friday in order to allow additional time for payroll processing while maintaining the existing pay period schedule;

NOW, THEREFORE, THE FLORIN RESOURCE CONSERVATION DISTRICT BOARD OF DIRECTORS DOES HEREBY RESOLVE:

SECTION 1. The Board of Directors hereby adopts the amendment to the Elk Grove Water District Employee Policy Manual, Section 4.2.2, Pay Periods, attached hereto as Exhibit A..

SECTION 2. The Board Secretary shall certify the adoption of this Resolution.

SECTION 3. This Resolution shall go into effect on February 17, 2026.

PASSED, APPROVED AND ADOPTED by the Florin Resource Conservation District Board of Directors on this 17th day of February 2026 by the following vote:

AYES:

NOES:

ABSENT:

ABSTAIN:

Paul Lindsay
Chair

ATTEST:

Stefani Phillips
Board Secretary

APPROVED AS TO FORM:

Joshua M. Horowitz
General Counsel

EXHIBIT “A”

**ELK GROVE WATER DISTRICT
EMPLOYEE POLICY MANUAL,
SECTION 4.2.2, PAY PERIODS**

[Attached behind this cover page]

4.2.2 Pay Periods

All employees of the District are paid every other Friday. Time sheets for payroll are due to the Finance Department on Monday before the pay date. The biweekly payroll covers work performed for an 80-hour pay period for all employees. Direct deposit is encouraged for all employees. Further information on direct deposit is available from the Human Resources Administrator.

All employees are expected to enter their time worked every day on their time sheet, which must be turned in by 8:00 a.m. on the payroll due date. Employees should direct questions regarding payroll to their supervisors. The employee's responsibility is to complete the time sheet accurately and submit it to their supervisor to review and approve. Failure to submit an accurate time sheet on time may result in a delay of payment or discipline, up to and including termination if the inaccuracy is intentional or due to gross negligence.

4.2.2 Pay Periods

All employees of the District are paid every other ~~Wednesday~~Friday. Time sheets for payroll are due to the Finance Department on Monday before the pay date. The biweekly payroll covers work performed for an 80-hour pay period for all employees. Direct deposit is encouraged for all employees. Further information on direct deposit is available from the Human Resources Administrator.

All employees are expected to enter their time worked every day on their time sheet, which must be turned in by 8:00 a.m. on the payroll due date. Employees should direct questions regarding payroll to their supervisors. The employee's responsibility is to complete the time sheet accurately and submit it to their supervisor to review and approve. Failure to submit an accurate time sheet on time may result in a delay of payment or discipline, up to and including termination if the inaccuracy is intentional or due to gross negligence.

February 17, 2026

TO: Chair and Directors of the Florin Resource Conservation District
FROM: Bruce Kamilos, General Manager
SUBJECT: **GENERAL MANAGER'S REPORT**

RECOMMENDATION

This item is presented to the Florin Resource Conservation District Board of Directors for information, discussion, and in some instances, to provide direction to staff.

SUMMARY

The General Manager's Report is a standing item on the regular board meeting agenda. The report is intended to inform the Florin Resource Conservation District (District) Board of Directors (Board) of notable, miscellaneous items the General Manager would like to share with the Board. The report also provides an opportunity for the Board to discuss the items, and in some instances provide direction to staff.

DISCUSSION

Background

Each month, the General Manager provides a report to the Board of any notable, miscellaneous items.

Present Situation

- **Enterprise Resource Planning (ERP) Implementation Update** – The District successfully went “live” with the new Springbrook Utility Billing (UB) module on Monday, February 2, 2026. The UB module is the most difficult module to implement as part of the District's new ERP system, Springbrook. UB is the module that required staff to convert all existing customer data from the District's legacy UB system, TruePoint, to the new UB system in Springbrook. Included in going live with UB was the District's new customer online payment portal, Xpress Bill Pay. Xpress Bill Pay is an improvement over the District's previous online payment portal. As of today, the following Springbrook modules have been implemented – Finance, Payroll, Purchase Orders, and UB. The remaining modules to be implemented are:
 - Accounts Receivable (2/23 – 4/7/2026)
 - Human Resources (4/13 – 5/11/2026)
 - Open Enrollment (to be scheduled)

GENERAL MANAGER'S REPORT

Page 2

- Fixed Assets (5/18 – 6/29/2026)
 - Employee Self-Service (6/1/2026 – 6/29/2026)
 - Tableau Report Training (to be scheduled)
- District Reorganization – On January 21, 2026, staff forwarded the signed Resolution to LAFCo along with a letter formally requesting to amend the District's application to a reorganization rather than a detachment of territory. On February 9, 2026, staff resubmitted to LAFCo a revised Municipal Services Review (MSR) to align with the amended application and to address LAFCo's comments.
- Advanced Metering Infrastructure (AMI) – In January 2026, staff installed 10 SmartPoints to test AMI functionality with the new Springbrook Utility Billing system. The test was successfully completed. On February 17, 2026, Operations crews will begin installing 3,078 SmartPoints to complete Phase 1 of the AMI buildout. The District is planning to fully install AMI throughout the District in four phases over four fiscal years.
- Citizens Water Academy – Staff held the second session of the 2026 Citizens Water Academy on February 4, 2026.

ENVIRONMENTAL CONSIDERATIONS

There are no direct environmental considerations associated with this report.

STRATEGIC PLAN CONFORMITY

This item conforms to the FRCD/EGWD 2025-2030 Strategic Plan. Due to the varied subject matters presented in the General Manager's Report, the report over time will likely touch on every strategic goal contained in the plan.

FINANCIAL SUMMARY

There is no financial impact associated with this report.

Respectfully submitted,



BRUCE KAMILOS
GENERAL MANAGER

February 17, 2026

TO: Chair and Directors of the Florin Resource Conservation District
FROM: Bruce Kamilos, General Manager
SUBJECT: **ELK GROVE WATER DISTRICT OPERATIONS REPORT – JANUARY 2026**

RECOMMENDATION

This item is presented for information only. No action by the Florin Resource Conservation Board of Directors is proposed at this time.

SUMMARY

The Elk Grove Water District (EGWD) Operations Report is a standing item on the regular board meeting agenda.

All regulatory requirements were met for the month of January. Other notable events are described below.

DISCUSSION

Background

Every month, staff present an update on the activities related to the operations of the EGWD. Included for the Florin Resource Conservation District Board of Director's review is the EGWD's January 2026 Operations Report.

Present Situation

The EGWD January 2026 Operations Report highlights are as follows:

- **Operations Activities Summary** – 413 door hangers were placed for past due balances. Shutoffs were not performed in January because the Springbrook system was not yet fully configured to support them. At the time of conversion, the system was unable to generate shutoff notices, and customer account balances were still being reconciled. These issues are being addressed as part of the implementation process and will be resolved as the system becomes fully integrated. We received zero water pressure complaints and zero water quality complaints.

ELK GROVE WATER DISTRICT OPERATIONS REPORT – JANUARY 2026

Page 2

- **Production** – The Combined Total Service Area 1 production graph on page 13 shows that production during the month of January decreased by 8 percent compared to what was produced in 2024. The Total Demand/Production for both service areas on page 14 shows that customer use during the month of January compared to 2024 decreased by 4.04 percent.
- **Static and Pumping Level Graphs** – The first quarter soundings are shown and indicate that the static water levels of the deep wells and shallow wells are above the static water levels measured in the first quarter of 2025.
- **Treatment (Compliance Reporting)** – All samples taken during the month comply with all regulatory permit requirements. No exceedances of any maximum contaminant levels were found, and all water supplied to EGWD's customers met or exceeded safe drinking water standards.
- **Safety Meetings/Training** – Two (2) safety training sessions was conducted for the month.
- **Service and Main Leaks Map** – There were zero service line leaks and zero main line leaks during January.
- **System Pressures** – Pressures in Service Area 1 and Service Area 2 were stable during the month of January.

ENVIRONMENTAL CONSIDERATIONS

There are no direct environmental considerations associated with this report.

STRATEGIC PLAN CONFORMITY

This item conforms to the FRCD/EGWD 2026-2030 Strategic Plan. The EGWD Operations Report provides an ongoing and transparent review of EGWD's operations, and therefore conforms with Strategic Goal No. 1, Governance.

February 17, 2026

ELK GROVE WATER DISTRICT OPERATIONS REPORT – JANUARY 2026

Page 3

FINANCIAL SUMMARY

There is no financial impact associated with this report.

Respectfully submitted,



BRUCE KAMILOS
GENERAL MANAGER

BMK/ac

Attachment

EGWD

OPERATIONS REPORT

January 2026



Elk
Grove
Water
District



Elk Grove Water District
Operations Report
Table of Contents

1. Operations Activities Summary	3
a. Door Hangers and Shut Off Tags	4
2. Production	
a. Active Well Sites & Intertie Connections Map	5
b. Monthly Production Graphs	
i. Well 1D School Street	6
ii. Well 4D Webb Street	7
iii. Well 11D Dino	8
iv. Well 14D Railroad	9
v. Well 8 Williamson	10
vi. Well 9 Polhemus	11
vii. Well 13 Hampton	12
c. Combined Total Production	13
d. Total Demand/Production	14
e. EGWD Water Usage	15
f. EGWD Combined R-GPCD	16
3. Static and Pumping Level Graphs	
a. Well 1D School Street	17
b. Well 4D Webb Street	18
c. Well 11D Dino	19
d. Well 14D Railroad	20
e. Well 8 Williamson	21
f. Well 9 Polhemus	22
g. Well 13 Hampton	23
4. Historic Static Well Levels	24-27
5. Regulatory Compliance	
a. Monthly Water Sample Report	28-33
b. Wastewater Discharge Compliance Report Form	34-36
c. Monthly Summary of Distribution System Coliform Monitoring	37-38
d. Monthly Summary of the Hampton Groundwater Treatment Plant	39-40
e. Monthly Fluoridation Monitoring Report	41-42
6. Safety Meetings/Training	43
7. Service and Main Leaks Map	44
8. Sample Station Areas Map	45

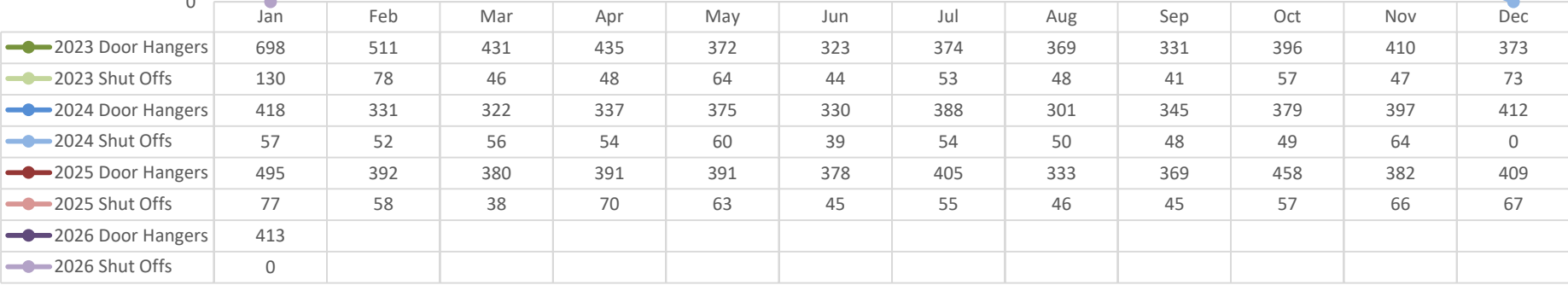
Operations Activities Summary

Service Requests:

	January -26		YTD (Since Jan. 1, 2025)	
<u>Department</u>	<u>Service Request</u>	<u>Hours</u>	<u>Service Request</u>	<u>Hours</u>
Distribution				
Door Hangers	413	13	413	13
Shut offs	0	0	0	0
Turn ons	0	0	0	0
Investigations	35	8.75	35	8.75
USA Locates	270	67.5	270	67.5
Customer Complaints				
-Pressure	0	0	0	0
-Water Quality	0	0	0	0

Work Orders:

	January -26		YTD (Since Jan. 1, 2025)	
<u>Department</u>	<u>Work Orders</u>	<u>Hours</u>	<u>Work Orders</u>	<u>Hours</u>
Distribution:				
Meters Installed	13	4	13	4
Meter Change Out	94	58.75	94	58.75
Preventative Maint.				
-Hydrant Maintenance (142)	144	36	144	36
-Valve Exercising (80)	88	22	88	22
Corrective Maint.				
-Leaks	0	0	0	0
-Other	0	0	0	0
Valve Locates	0	0	0	0





Elk Grove Water District

Monthly Production

Well 1D School -- January 2026

Selected Month Production

5,599,798 Gallons

Average GPM: 1,700
Pump depth: 275 ft
Well depth: 1025 ft

Motor:

Volts: 477
Volts (Rated): 460
RPM: 1789
RPM (Rated): 2115
Amps A: 176
Amps A (Rated): 222
Amps B: 173
Amps B (Rated): 222
Amps C: 170
Amps C (Rated): 222

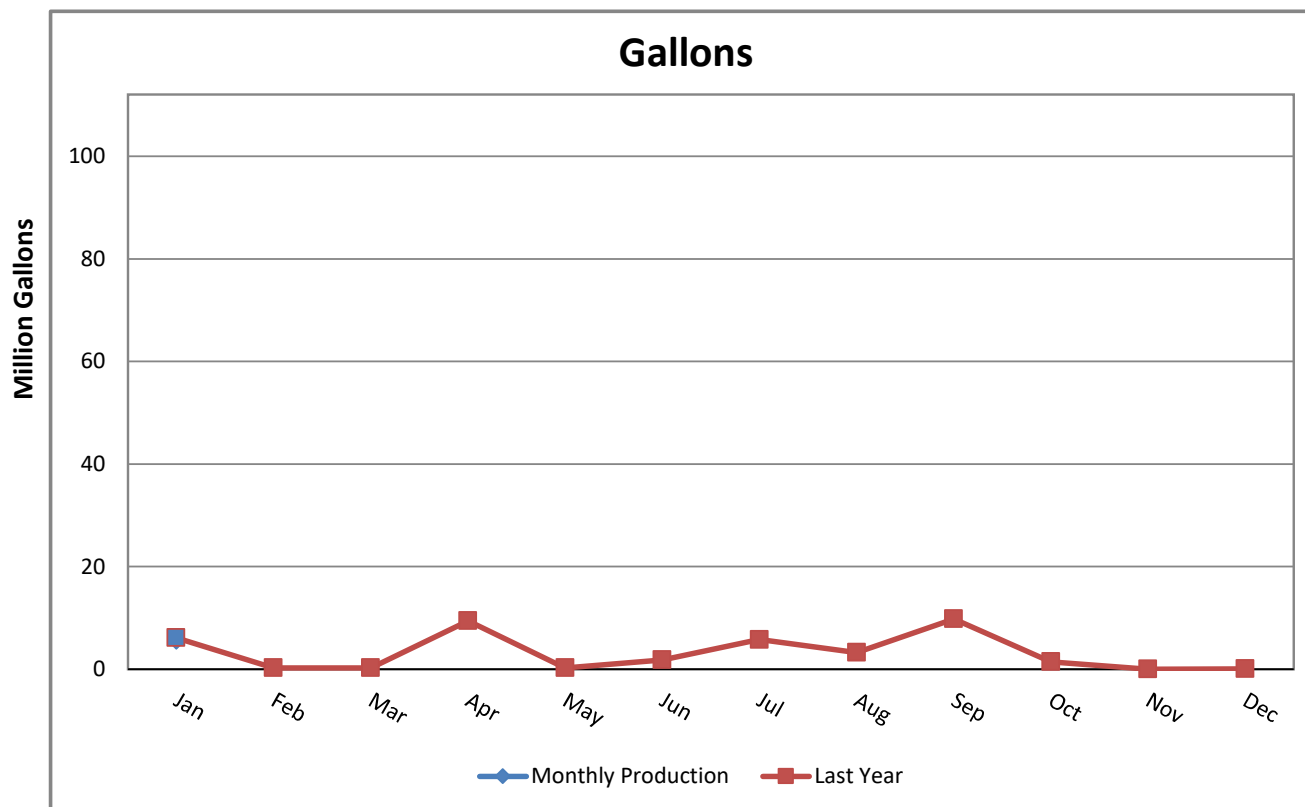
Motor Temp: 86.5 F
Hour Meter: 54.9

Chlorine:

Dosing: 1.52 mg/L
Demand: 0.52 mg/L
Residual: 1 mg/L

Vibration Reading:

Base Line: 0.05 in/sec
Current: 0.03 in/sec





Elk Grove Water District

Monthly Production

Well 4D Webb -- January 2026

Selected Month Production

9,093,481 Gallons

Average GPM: 1691
Pump depth: 340 ft
Well depth: 1075 ft

Motor:

Volts: 486
Volts (Rated): 460
RPM: 1596
RPM (Rated): 1775
Amps A: 183
Amps A (Rated): 225
Amps B: 181
Amps B (Rated): 225
Amps C: 182
Amps C (Rated): 225

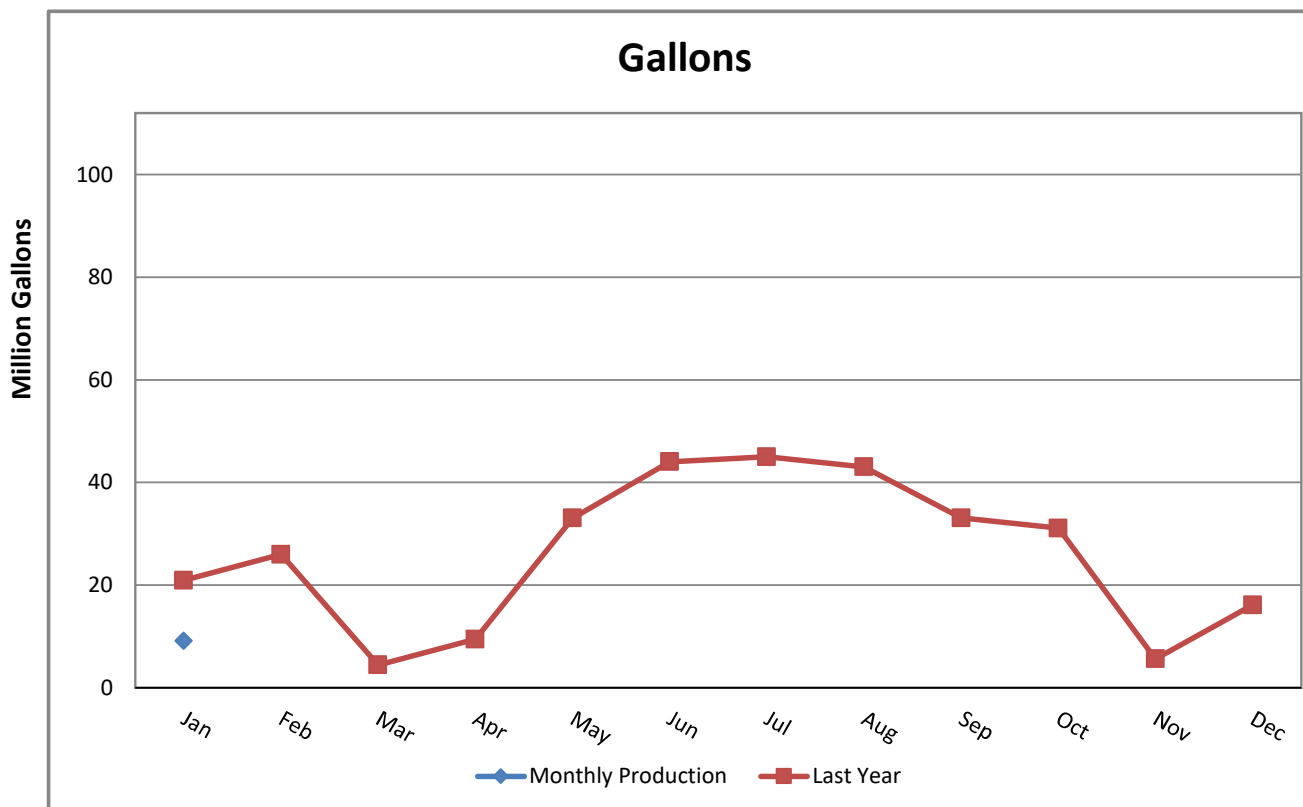
Motor Temp: 102.4 F
Hour Meter: 89.60

Chlorine:

Dosing: 1.52 mg/L
Demand: 0.62 mg/L
Residual: 0.90 mg/L

Vibration Reading:

Base Line: 0.05 in/sec
Current: 0.03 in/sec





Elk Grove Water District

Monthly Production

Well 11D Dino -- January 2026

Selected Month Production

26,997,005 Gallons

Average GPM: 1,698
Pump depth: 340 ft
Well depth: 1038 ft

Motor:

Volts: 484
Volts (Rated): 460
RPM: 1749
RPM (Rated): 1775
Amps A: 213
Amps A (Rated): 225
Amps B: 211
Amps B (Rated): 225
Amps C: 200
Amps C (Rated): 225

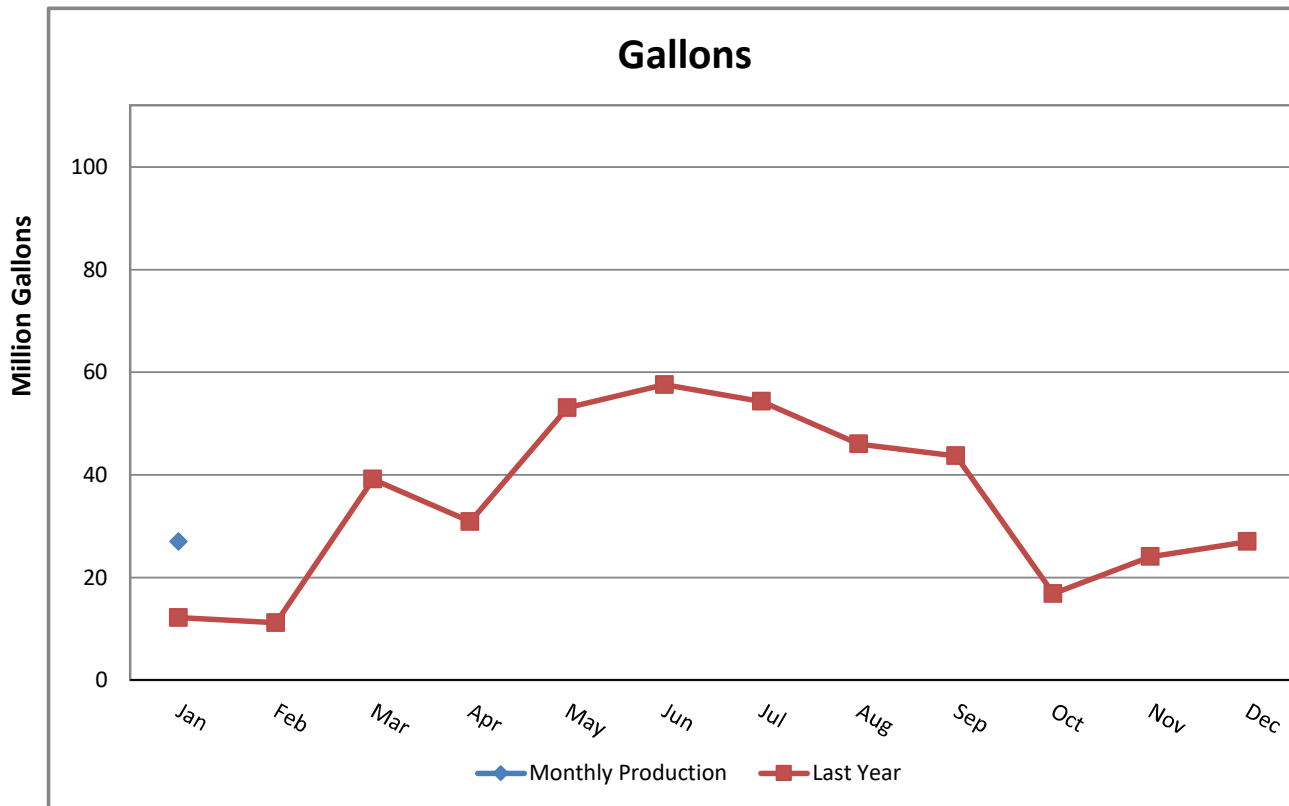
Motor Temp: 117.5 F
Hour Meter: 265.0

Chlorine:

Dosing: 1.59 mg/L
Demand: 0.61 mg/L
Residual: 0.98 mg/L

Vibration Reading:

Base Line: 0.05 in/sec
Current: 0.05 in/sec





Elk Grove Water District

Monthly Production

Well 14D Railroad -- January 2026

Selected Month Production

11,616,928 Gallons

Average GPM: 1508
Pump depth: 340 ft
Well depth: 1051 ft

Motor:

Volts: 480
Volts (Rated): 460
RPM: 1786
RPM (Rated): 1785
Amps A: 166
Amps A (Rated): 171
Amps B: 165
Amps B (Rated): 171
Amps C: 161
Amps C (Rated): 171

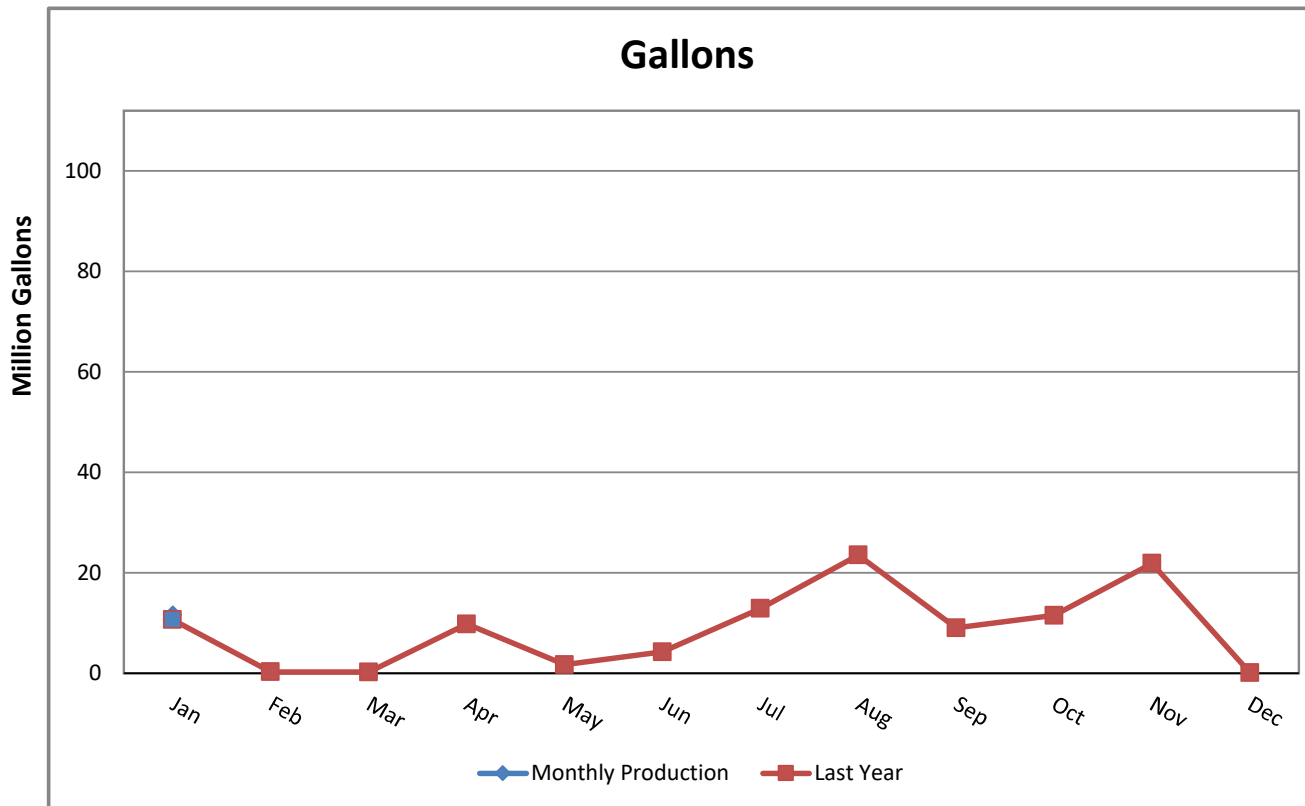
Motor Temp.: 76.5 F
Hour Meter: 128.4

Chlorine:

Dosing: 1.80 mg/L
Demand: 0.76 mg/L
Residual: 1.04 mg/L

Vibration Reading:

Base Line: 0.02 in/sec
Current: 0.02 in/sec





Elk Grove Water District

Monthly Production

Well 8 Williamson -- January 2026
(Submersible)

Selected Month Production

3,403,849 Gallons

Average GPM: 548
Pump depth: 150 ft
Well depth: 564 ft

Motor:

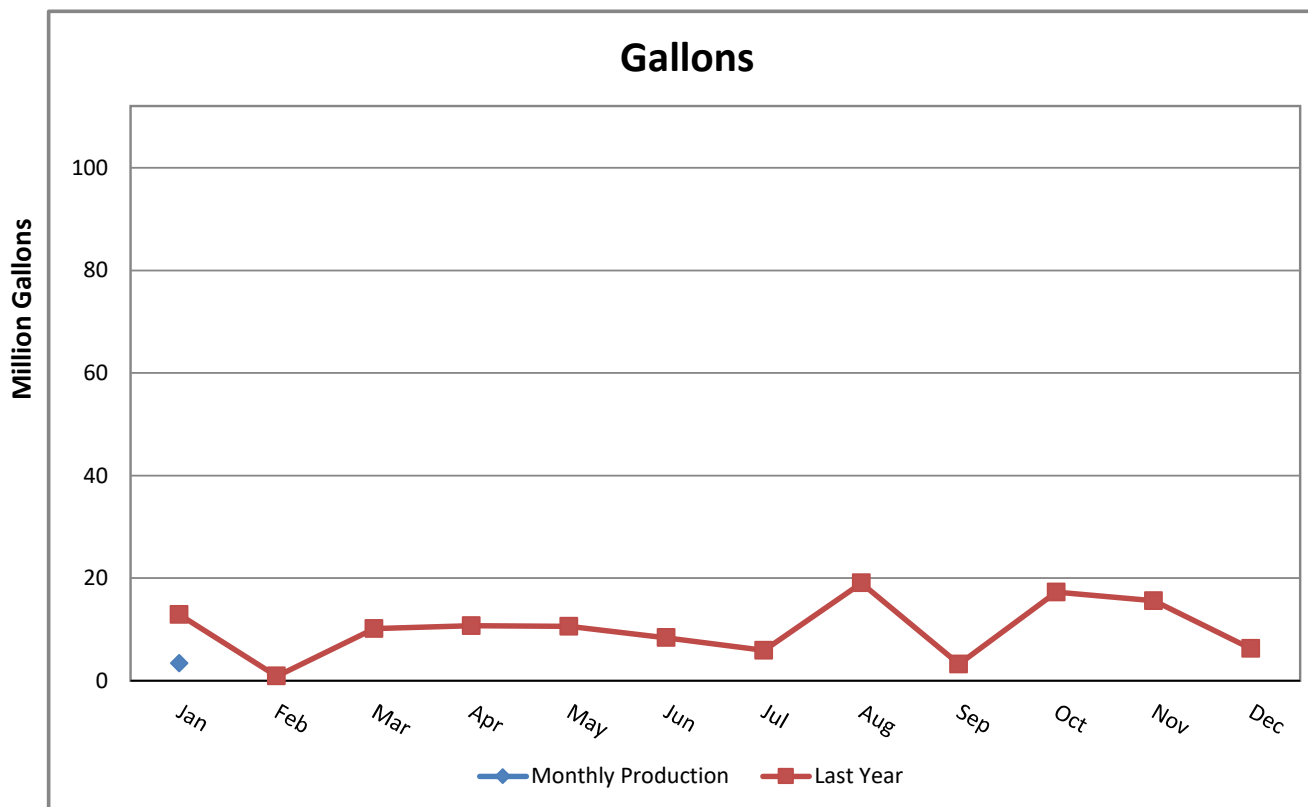
Volts: 463
Volts (Rated): 460

Amps A: 69
Amps A (Rated): 65
Amps B: 66
Amps B (Rated): 65
Amps C: 67
Amps C (Rated): 65

Hour Meter: 103.4

Chlorine:

Dosing: 1.13 mg/L
Demand: 0.11 mg/L
Residual: 1.02 mg/L





Elk Grove Water District

Monthly Production

Well 9 Polhemus -- January 2026
(Submersible)

Selected Month Production

3,729,072 Gallons

Average GPM: 487
Pump depth: 150 ft
Well depth: 556 ft

Motor:

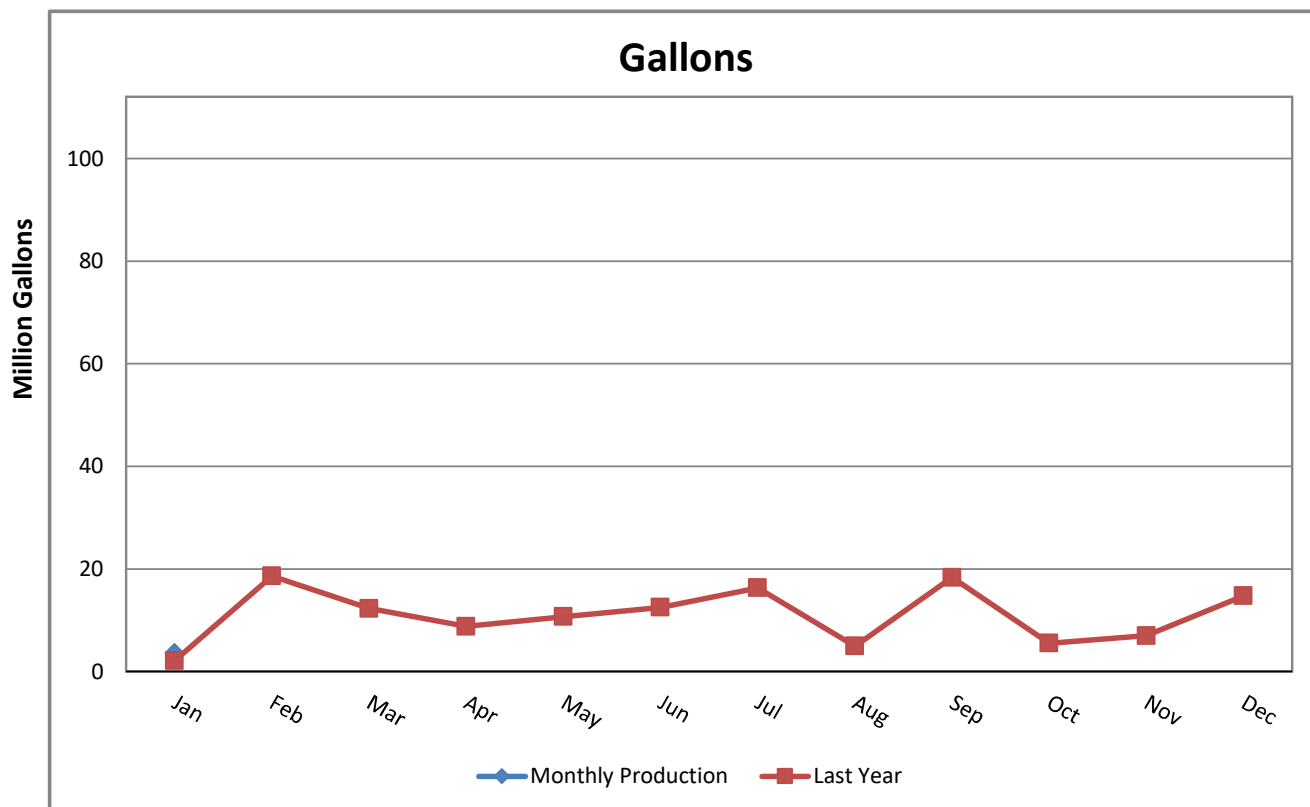
Volts: 482
Volts (Rated): 460

Amps A: 58
Amps A (Rated): 65
Amps B: 58
Amps B (Rated): 65
Amps C: 61
Amps C (Rated): 65

Hour Meter: 127.5

Chlorine:

Dosing: 1.27 mg/L
Demand: 0.15 mg/L
Residual: 1.12 mg/L





Elk Grove Water District

Monthly Production

Well 13 Hampton -- January 2026

Selected Month Production

372,433 Gallons

Average GPM: 926
Pump depth: 200 ft
Well depth: 500 ft

Motor:

Volts: 478
Volts (Rated): 460
RPM: 1787
RPM (Rated): 1785
Amps A: 105
Amps A (Rated): 141
Amps B: 107
Amps B (Rated): 141
Amps C: 108
Amps C (Rated): 141

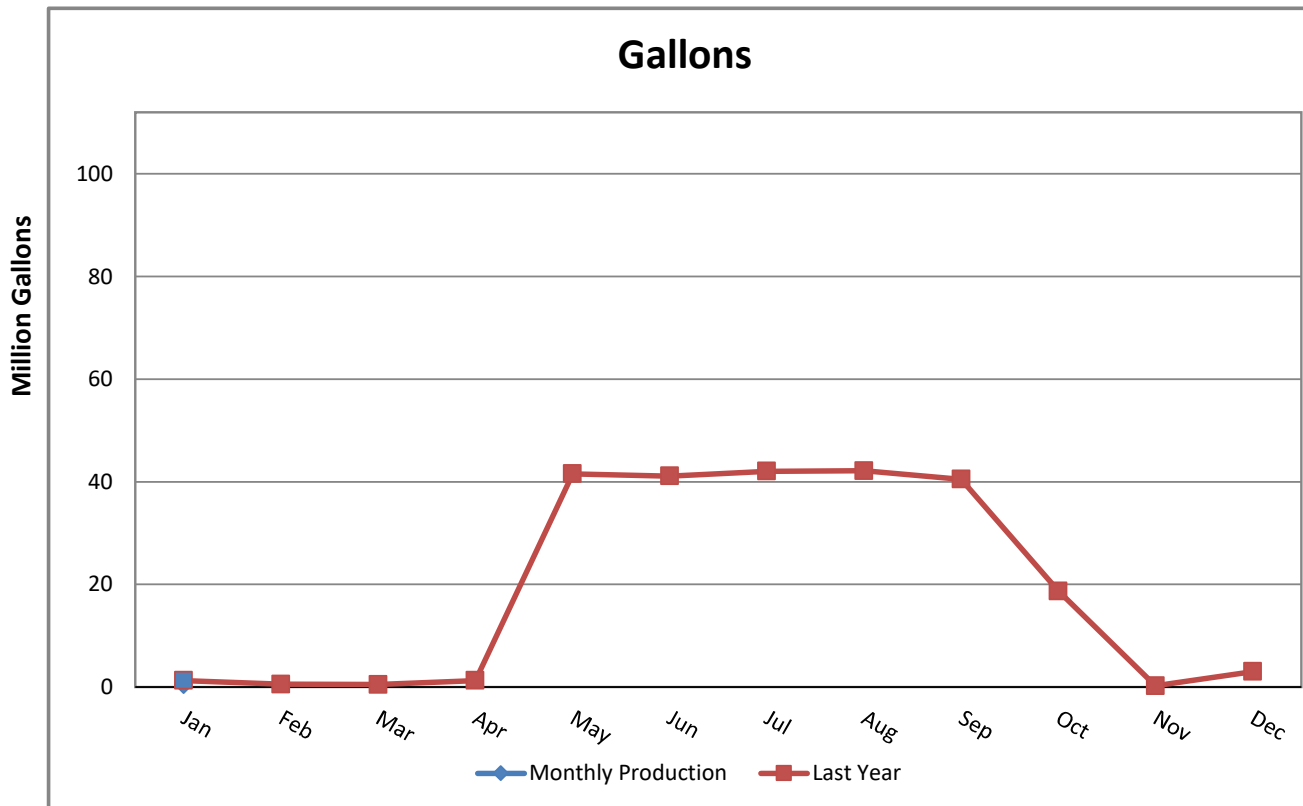
Motor Temp.: 91 F
Hour Meter: 6.7

Chlorine:

Dosing: 1.62 mg/L
Demand: 0.83 mg/L
Residual: 0.79 mg/L

Vibration Reading:

Base Line: 0.02 in/sec
Current: 0.03 in/sec





Elk Grove Water District

Combined Total Production

Service Area 1

Jan-2026

Current Month Production:

60,812,566 Gallons

Highest Day Demand of the Month:

2,154,000

Date of Occurance

26-Jan-26

Highest Day Demand of the Calendar Year:

2,154,000

Date of Occurance

26-Jan-26

"Water Year" Rainfall: (Oct-25 to Sep-26)

Current Month: 2.40 in

Year To Date: 9.67 in

"Water Year" Rainfall: (Oct-24 to Sep-25)

January 2025 0.45 in

Year To Date: 7.76 in

Entire Year Total: 13.81 in

Temperature:

This Month High 65 F

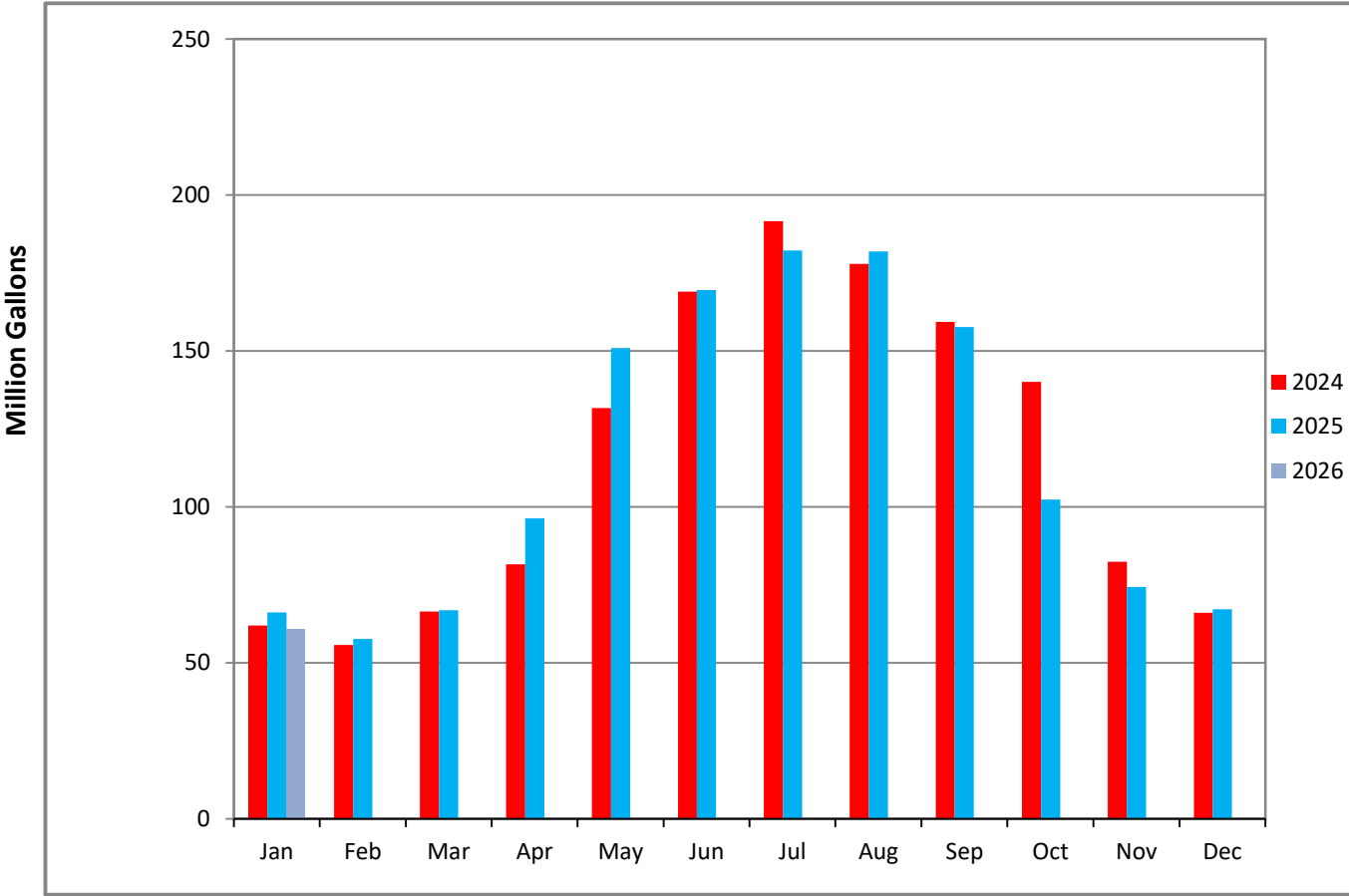
This Month Low 33 F

This Month Average 49.1 F

JAN-25 High 69 F

JAN-25 Low 29 F

JAN-25 Average 47.9 F

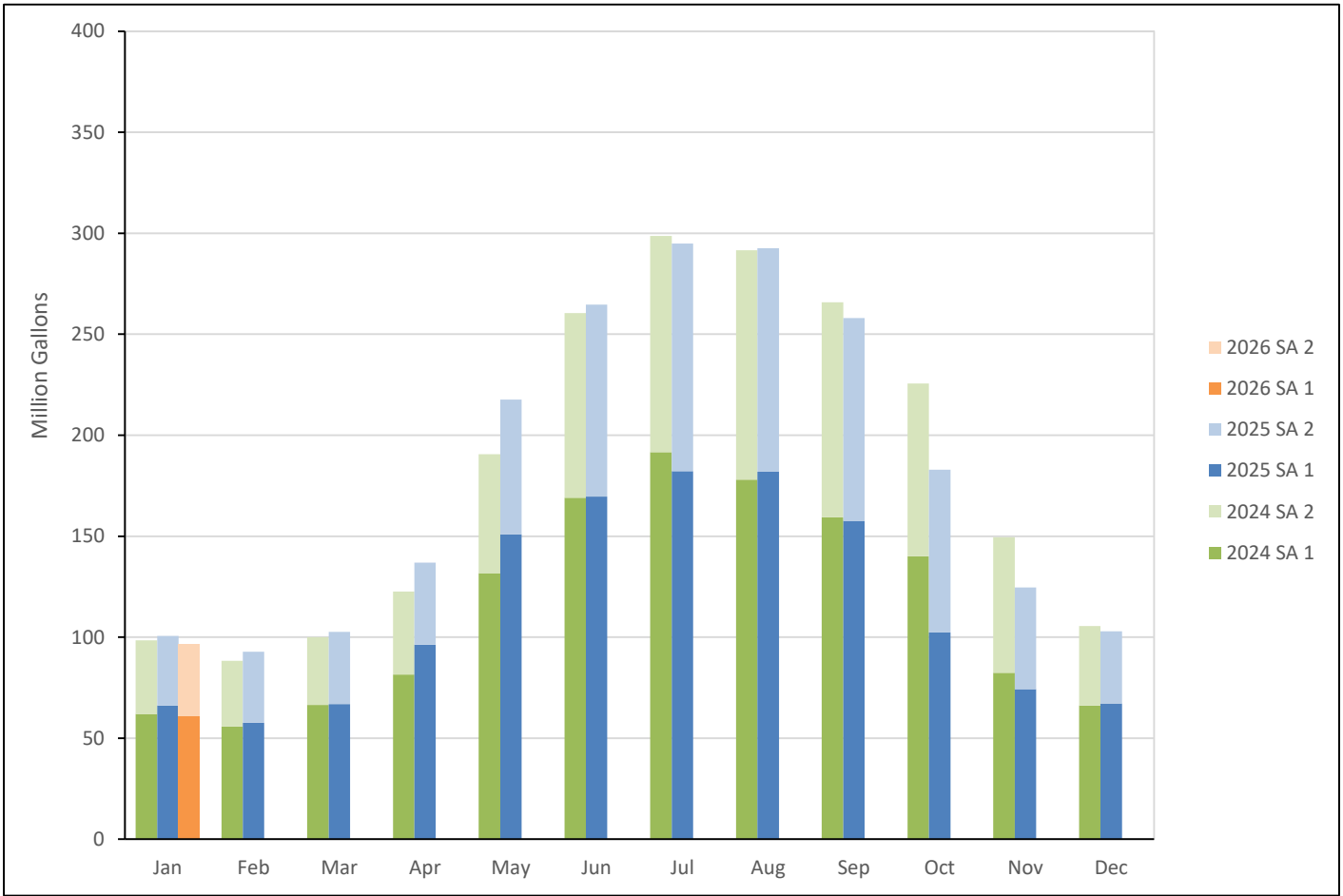




Elk Grove Water District

Total Demand/Production

Jan-2026



Current Month Demand/Production:

96,549,762 Gallons

*Change From January 2025: -4.04%

GPCD: 70.5 Gallons per Day

R-GPCD: 60.3 Gallons per Day

Service Area 1

Active Connections: 7,944

Current Month Demand/Production:

60,812,566 Gallons

*Change From January 2025: -8.00%

GPCD: 74.3 Gallons per Day

R-GPCD: 61.8 Gallons per Day

Service Area 2

Active Connections: 5,211

Current Month Demand/Production:

35,737,196 Gallons

*Change From January 2025: 3.52%

GPCD: 64.9 Gallons per Day

R-GPCD: 57.8 Gallons per Day

*Percent reduction has been changed to percent change. Negative change is reduction and positive change is increase.

Elk Grove Water District Water Usage

----- Monthly Production (gallons) -----

2023	January	February	March	April	May	June	July	August	September	October	November	December	Total
GW (SA1)	62,562,387	56,343,279	58,232,742	83,205,416	129,475,692	149,684,059	174,452,699	172,730,059	146,408,453	121,106,581	85,315,369	68,908,092	1,308,424,828
Purchased (SA2)	32,851,412	33,735,548	33,439,340	35,189,660	59,937,240	84,604,784	102,673,472	99,610,412	93,544,132	80,540,900	61,575,360	43,502,932	761,205,192
Total	95,413,799	90,078,827	91,672,082	118,395,076	189,412,932	234,288,843	277,126,171	272,340,471	239,952,585	201,647,481	146,890,729	112,411,024	2,069,630,020

2024	January	February	March	April	May	June	July	August	September	October	November	December	Total
GW (SA1)	61,915,877	55,729,972	66,410,639	81,535,145	131,704,427	169,076,492	191,647,032	177,958,857	159,339,160	140,109,268	82,418,795	66,139,444	1,383,985,108
Purchased (SA2)	36,458,268	32,530,520	33,633,072	41,059,964	58,853,388	91,426,544	107,064,980	113,644,388	106,453,864	85,452,268	67,061,940	39,318,620	812,957,816
Total	98,374,145	88,260,492	100,043,711	122,595,109	190,557,815	260,503,036	298,712,012	291,603,245	265,793,024	225,561,536	149,480,735	105,458,064	2,196,942,924


2025	January	February	March	April	May	June	July	August	September	October	November	December	Total
GW (SA1)	66,097,901	57,654,400	66,894,017	96,270,179	150,905,402	169,578,143	182,236,331	181,938,189	157,664,588	102,332,755	74,315,435	67,207,980	1,373,095,320
Purchased (SA2)	34,520,948	35,116,356	35,715,504	40,573,764	66,775,456	95,037,888	112,708,640	110,707,740	100,340,460	80,612,708	50,291,032	35,662,396	798,062,892
Total	100,618,849	92,770,756	102,609,521	136,843,943	217,680,858	264,616,031	294,944,971	292,645,929	258,005,048	182,945,463	124,606,467	102,870,376	2,171,158,212

2026	January	February	March	April	May	June	July	August	September	October	November	December	Total
GW (SA1)	60,812,566												60,812,566
Purchased (SA2)	35,737,196												35,737,196
Total	96,549,762	0	0	0	0	0	0	0	0	0	0	0	96,549,762

----- Monthly Percent Change - Comparing 2025 to 2026 -----

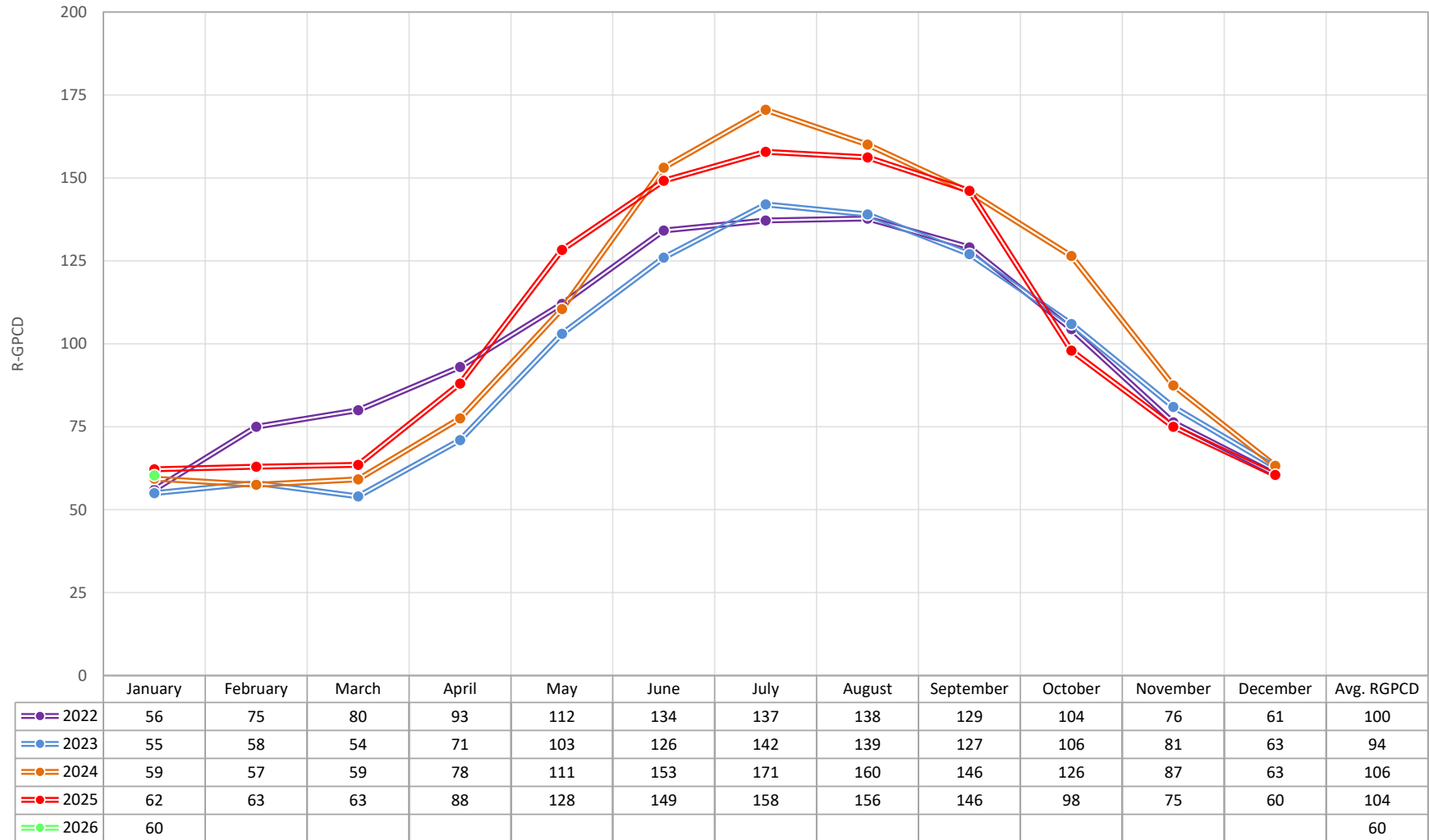
% Change	January	February	March	April	May	June	July	August	September	October	November	December	Total
GW (SA1)	-8.00%	-	-	-	-	-	-	-	-	-	-	-	-
Purchased (SA2)	3.52%	-	-	-	-	-	-	-	-	-	-	-	-
Total	-4.04%	-	-	-	-	-	-	-	-	-	-	-	-
% Cumulative Change	-4.04%	-	-	-	-	-	-	-	-	-	-	-	-

Service Area 2		Consumption	
2026	# Accts	CCF	Gallons
Jan	5,217	47,777	35,737,196
Feb			0
Mar			0
Apr			0
May			0
Jun			0
Jul			0
Aug			0
Sep			0
Oct			0
Nov			0
Dec			0



EGWD COMBINED R-GPCD

—●— 2022 —●— 2023 —●— 2024 —●— 2025 —●— 2026



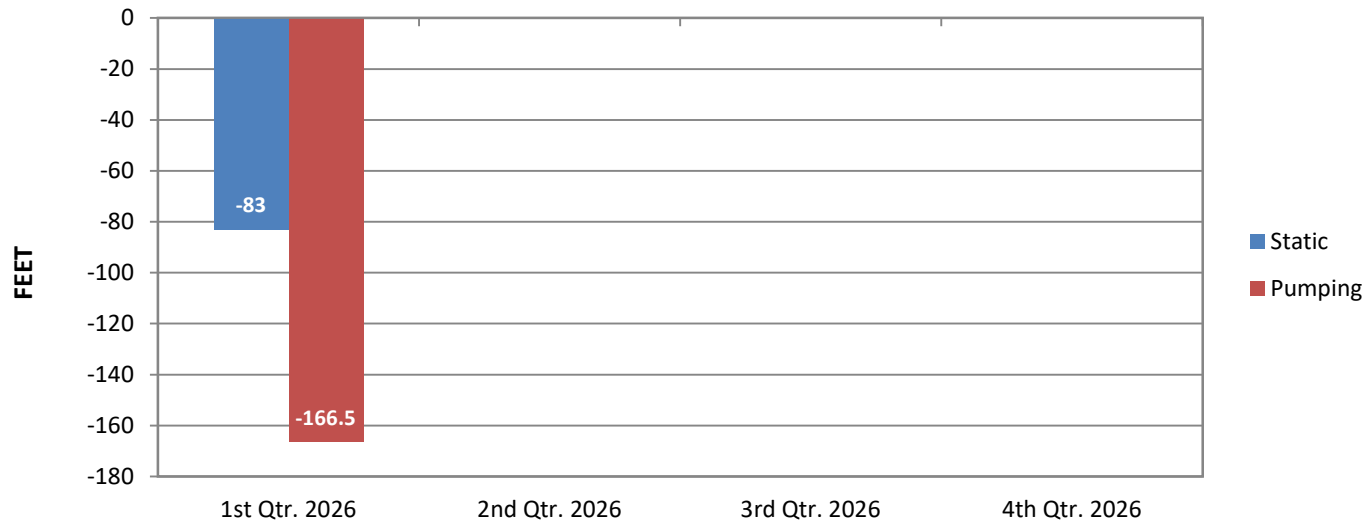
R-GPCD = Residential Gallons per Capita per Day



Elk Grove Water District

Static and Pumping Levels

Well 1D School St



Latest Well Sounding

Static: 83 Ft

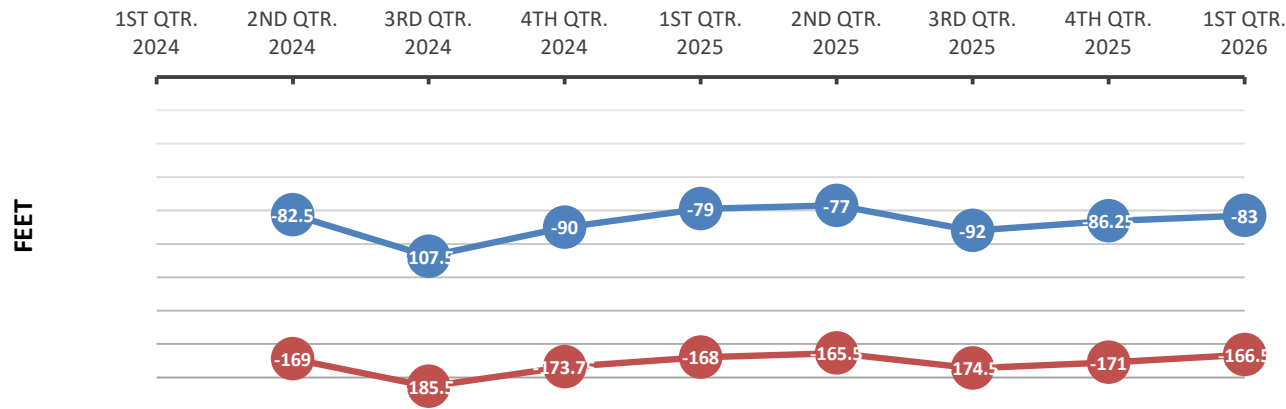
Pumping: 166.5 Ft

Drawdown: 83.5 Ft

GPM: 1,729

Specific Capacity: 20.709

Sounding Quarter/Year



Latest Sand Tester Results:

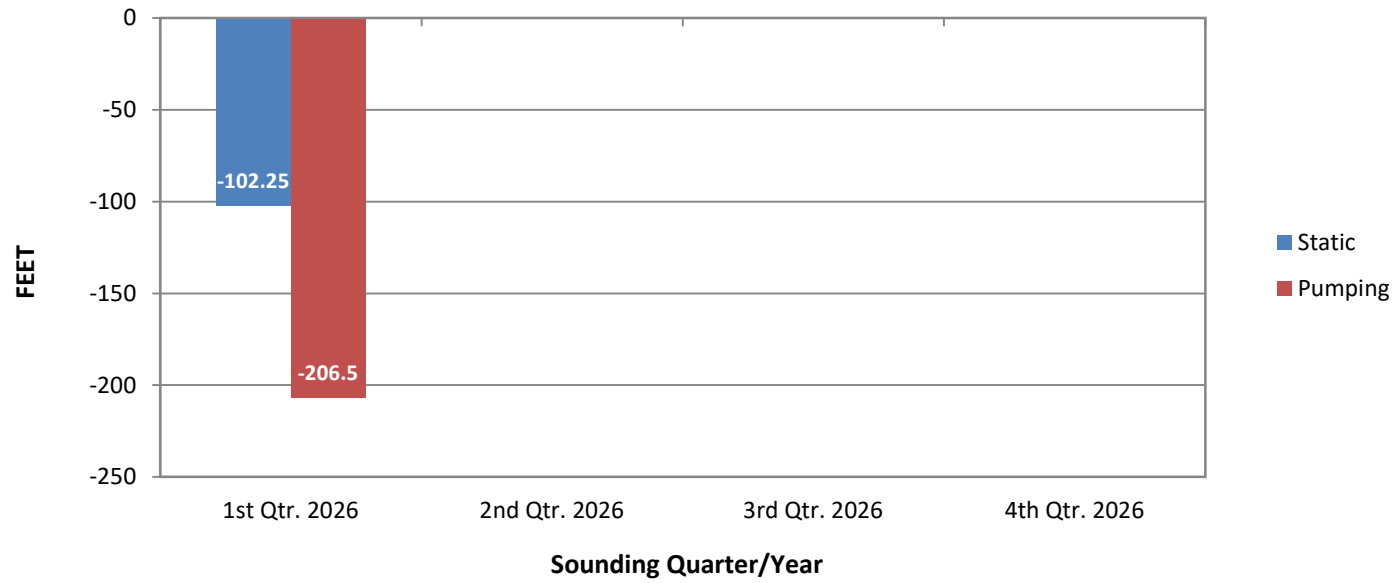
15 Min: < 5 ppm



Elk Grove Water District

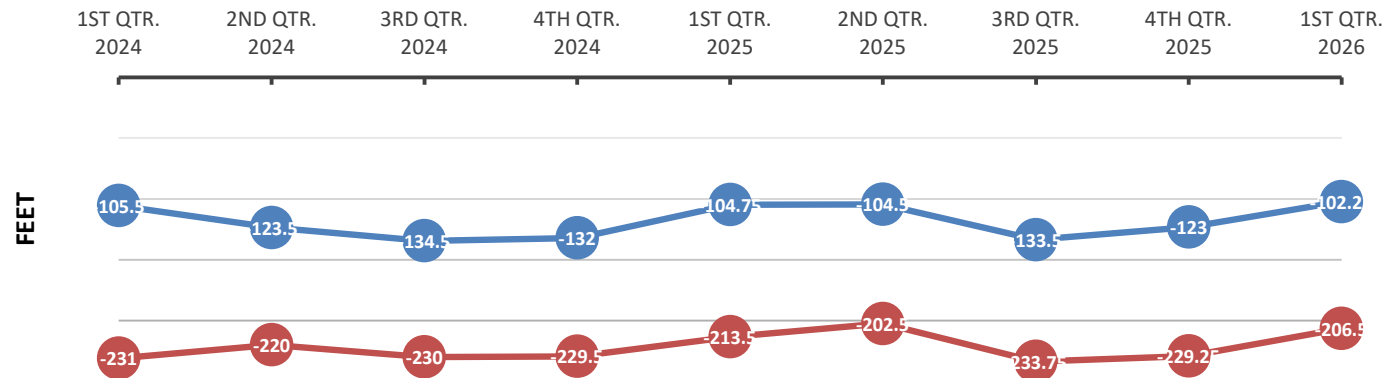
Static and Pumping Levels

Well 4D Webb St



Latest Well Sounding

Static: 102.25 Ft
Pumping: 206.5 Ft
Drawdown: 104.25 Ft
GPM: 1,694
Specific Capacity: 16.249



Latest Sand Tester Results:

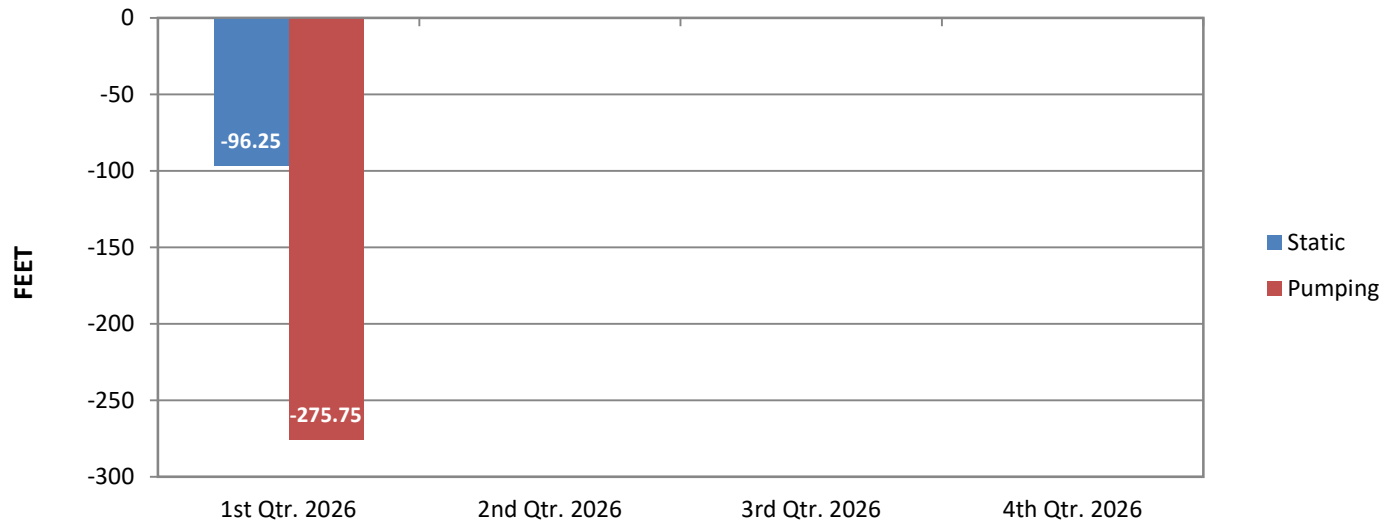
15 Min: < 5 ppm



Elk Grove Water District

Static and Pumping Levels

Well 11D Dino



Latest Well Sounding

Static: 96.25 Ft

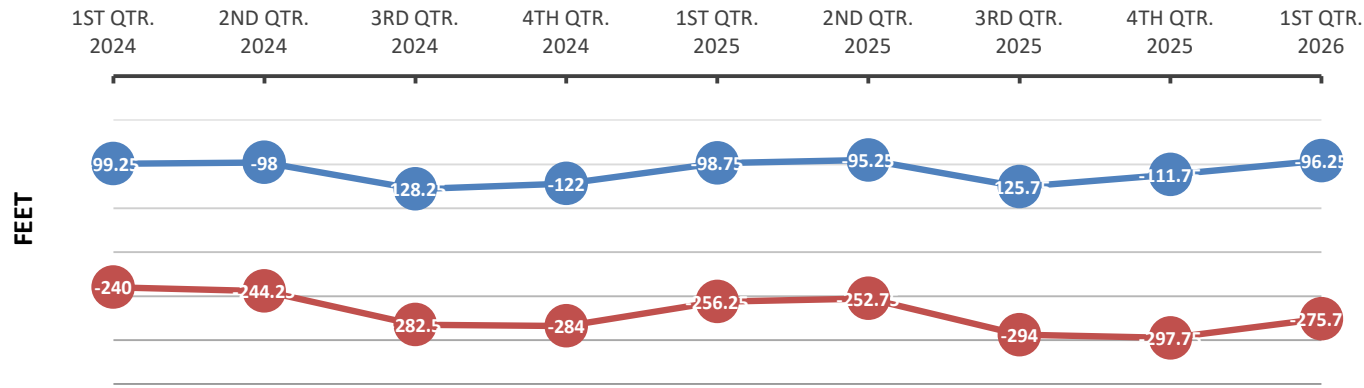
Pumping: 275.75 Ft

Drawdown: 179.5 Ft

GPM: 1,705

Specific Capacity: 9.499

Sounding Quarter/Year



Latest Sand Tester Results:

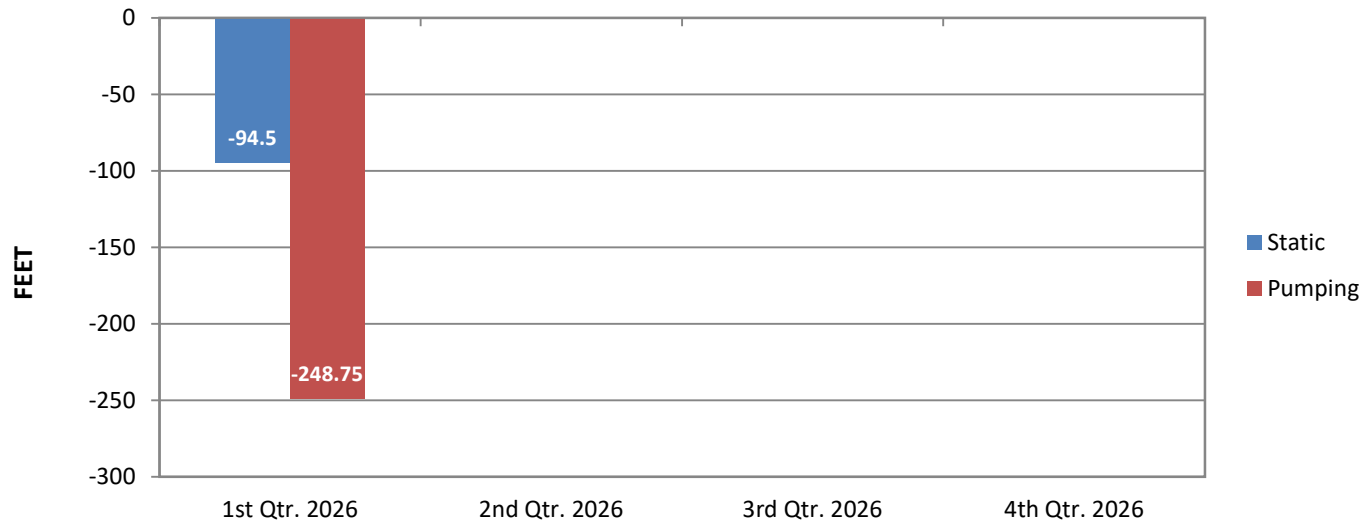
15 Min: < 5 ppm



Elk Grove Water District

Static and Pumping Levels

Well 14D Railroad



Latest Well Sounding

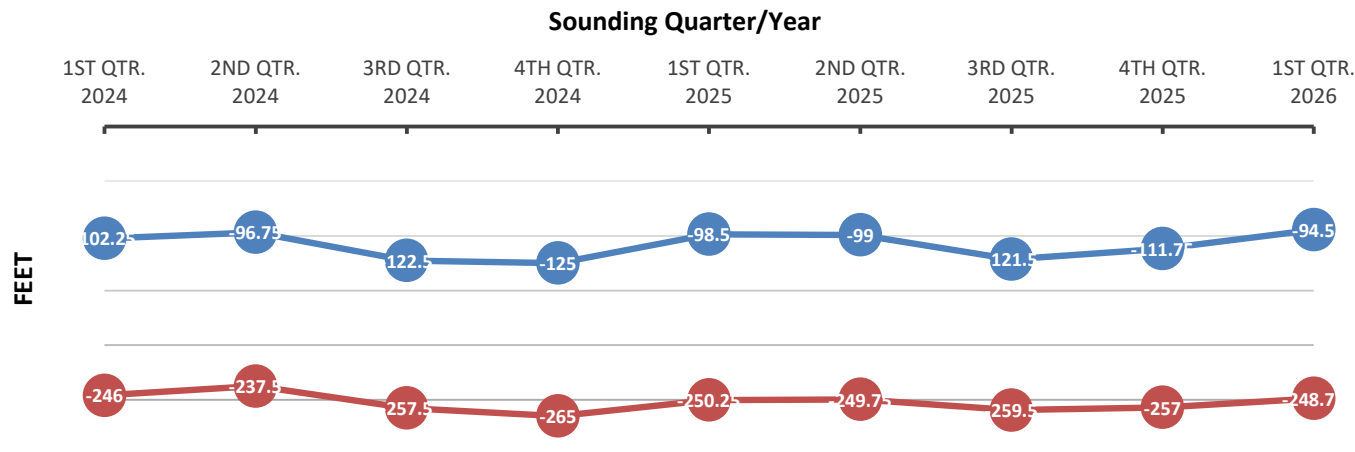
Static: 94.5 Ft

Pumping: 248.75 Ft

Drawdown: 154.25 Ft

GPM: 1,538

Specific Capacity: 9.970



Latest Sand Tester Results:

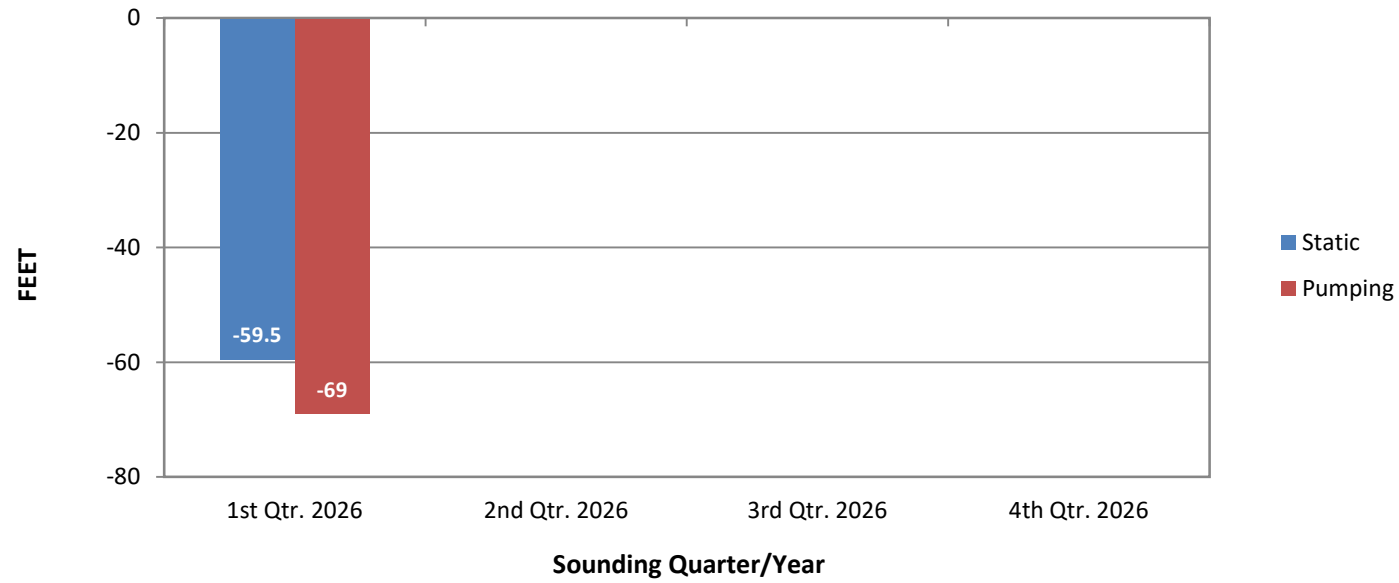
15 Min: < 5 ppm



Elk Grove Water District

Static and Pumping Levels

Well 8 Williamson



Latest Well Sounding

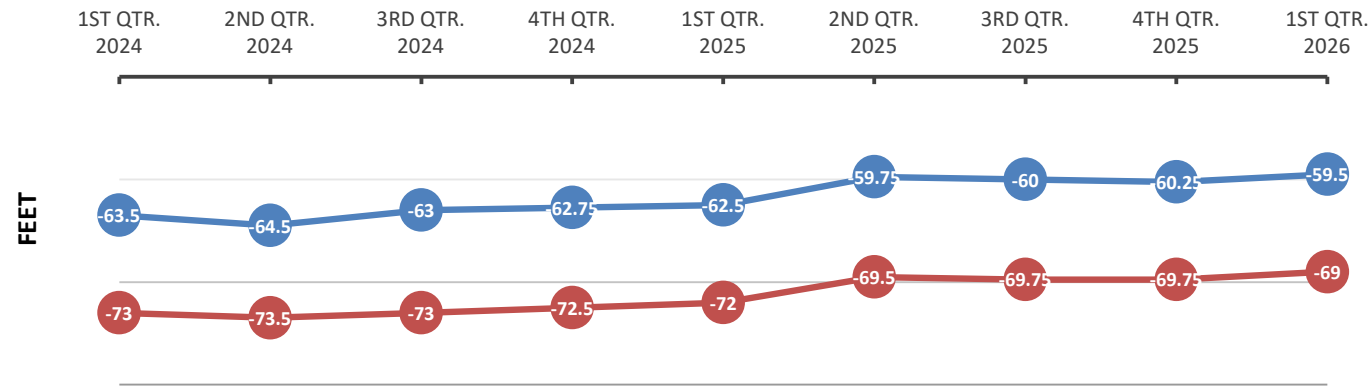
Static: 59.5 Ft

Pumping: 69 Ft

Drawdown: 9.5 Ft

GPM: 553

Specific Capacity: 58.161



Latest Sand Tester Results:

15 Min: < 5 ppm



Elk Grove Water District

Static and Pumping Levels

Well 9 Polhemus



Latest Well Sounding

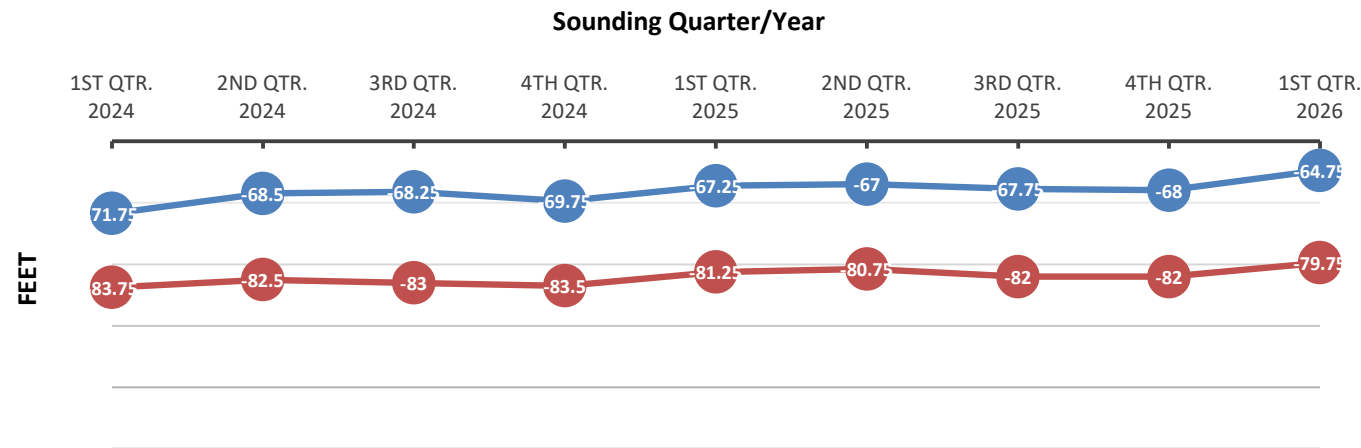
Static: 64.75 Ft

Pumping: 79.75 Ft

Drawdown: 15 Ft

GPM: 497

Specific Capacity: 33.129



Latest Sand Tester Results:

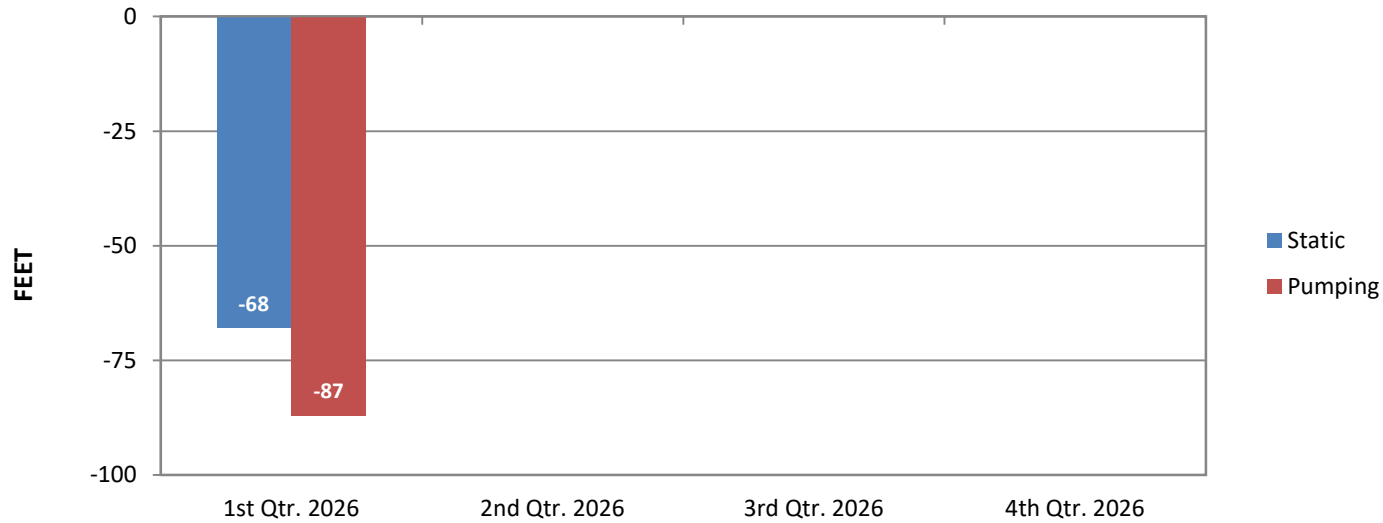
15 Min: < 5 ppm



Elk Grove Water District

Static and Pumping Levels

Well 13 Hampton



Latest Well Sounding

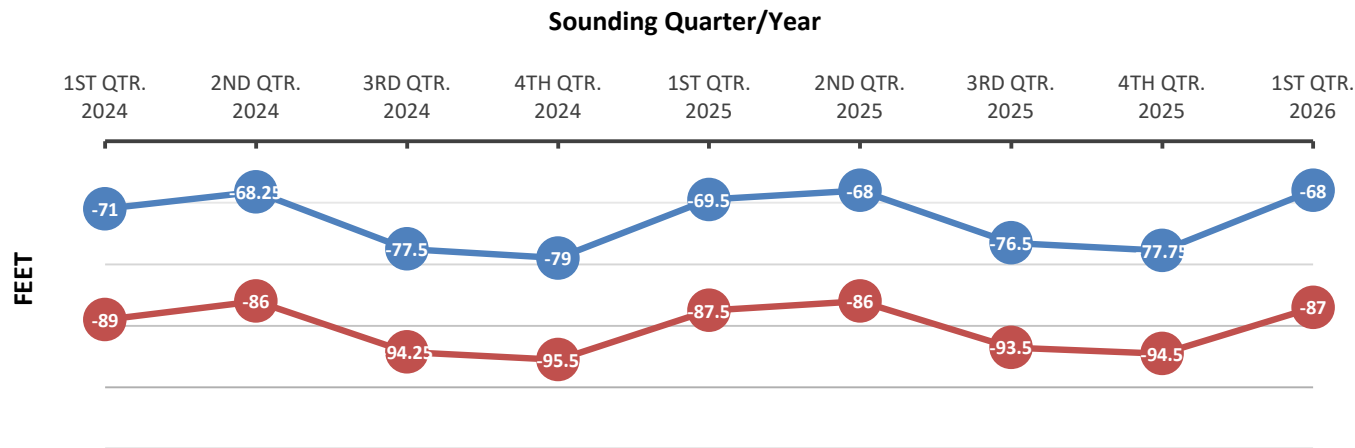
Static: 68 Ft

Pumping: 87 Ft

Drawdown: 19 Ft

GPM: 974

Specific Capacity: 51.264



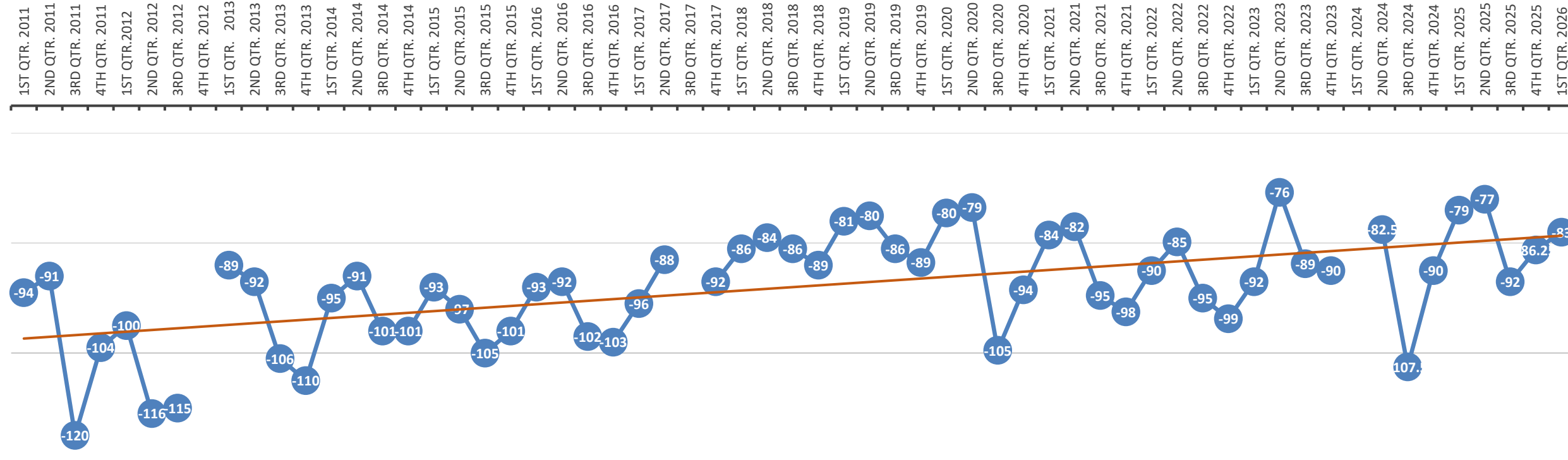
Latest Sand Tester Results:

15 Min: < 5 ppm

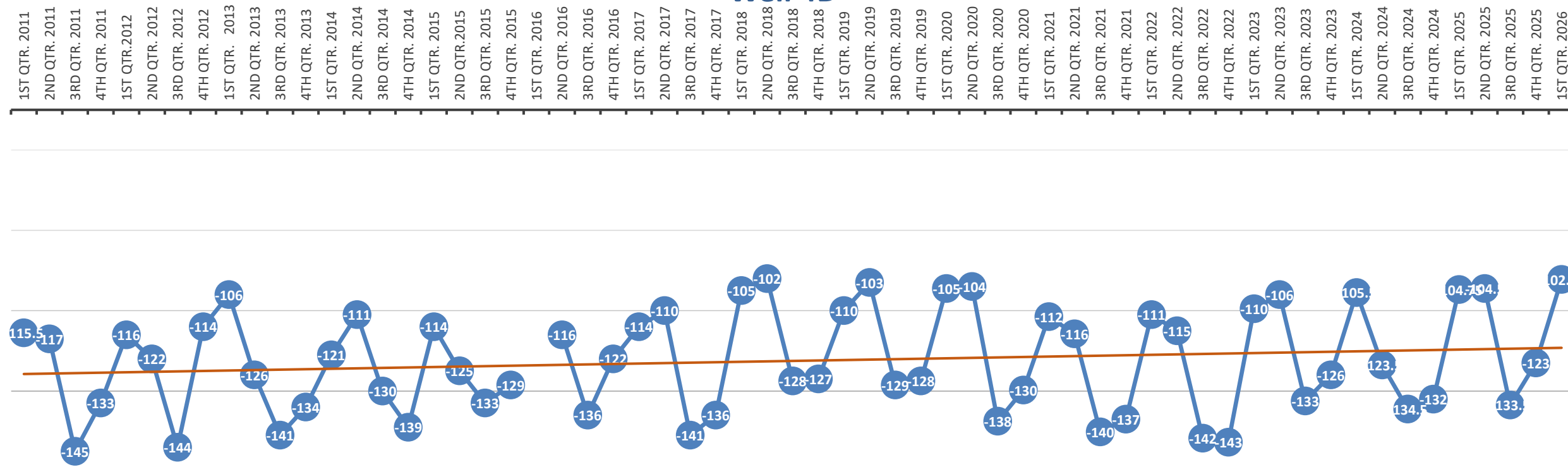


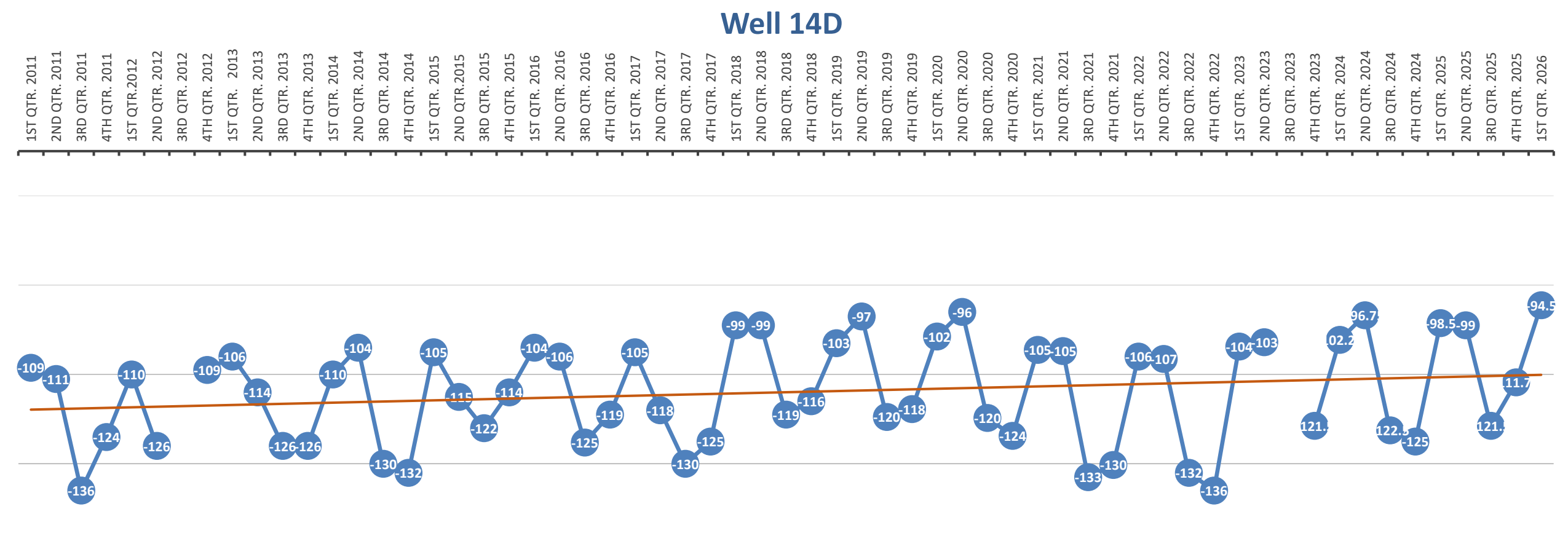
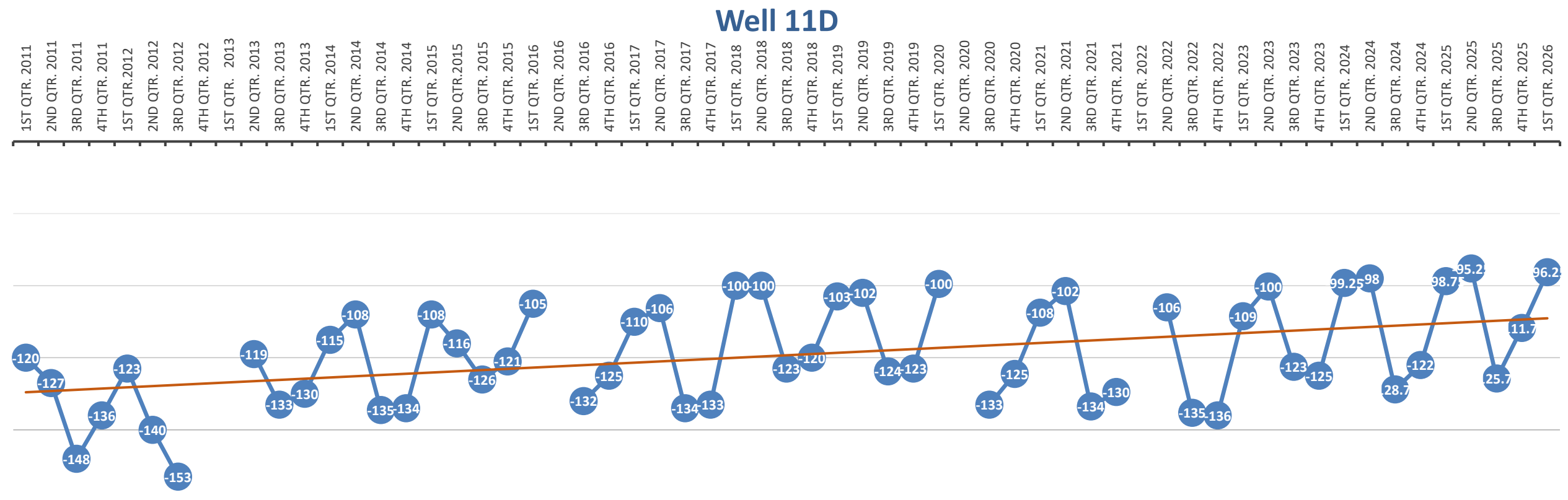
Historic Static Well Levels

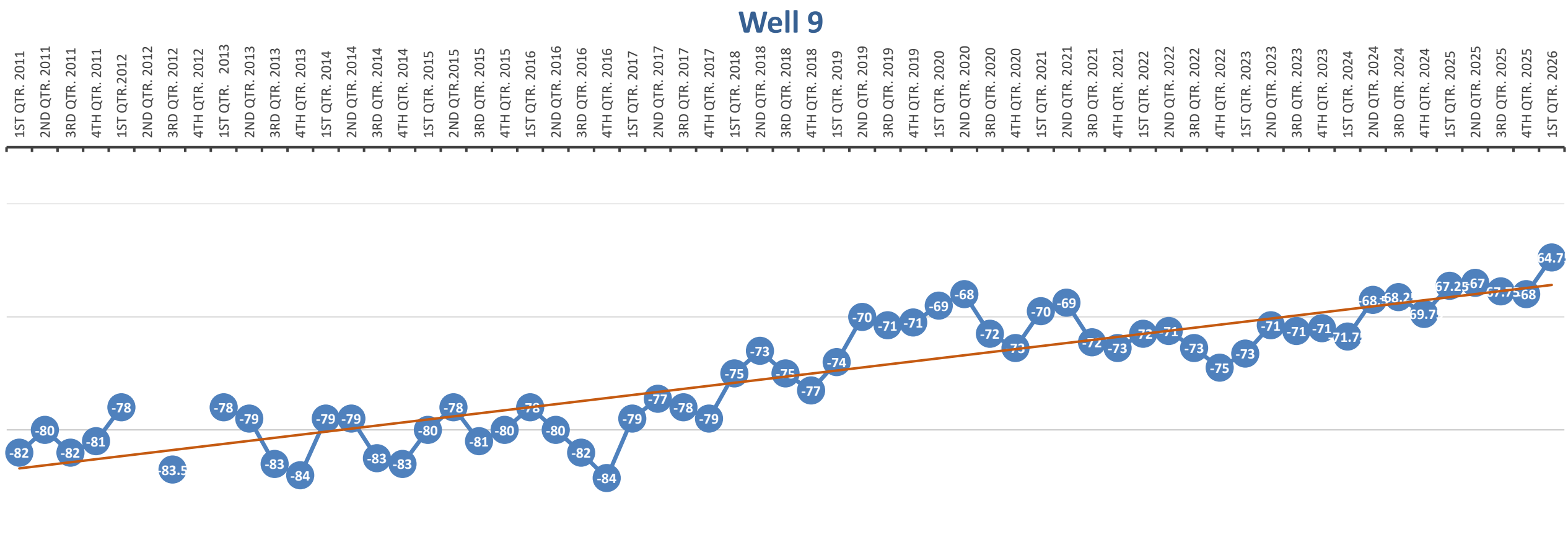
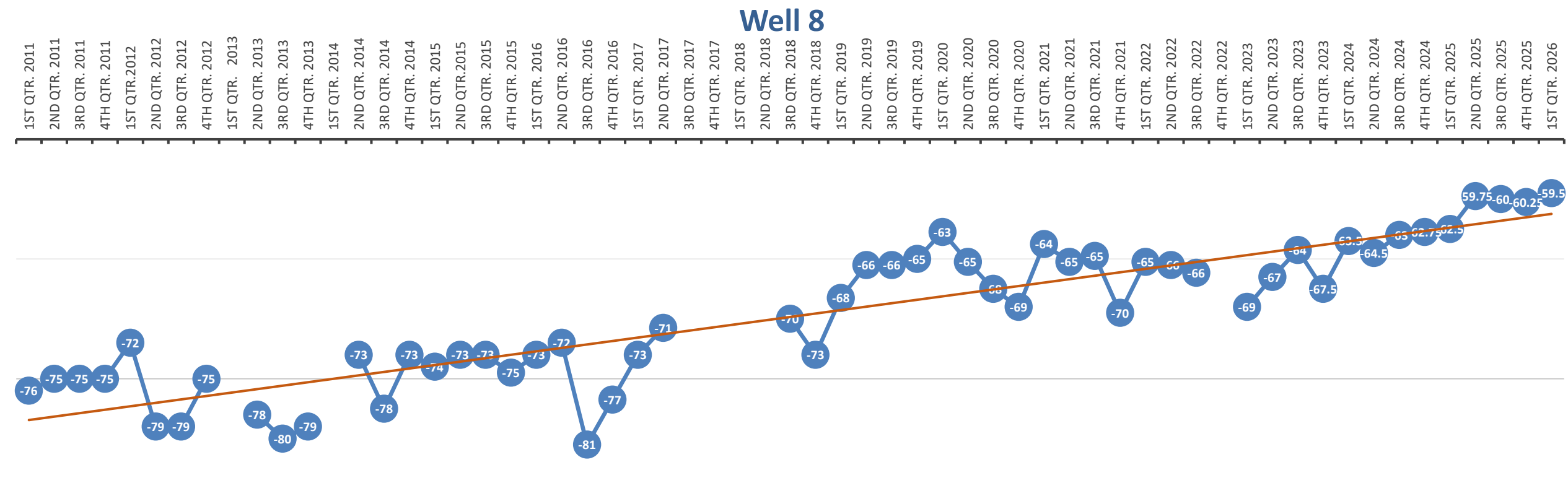
Well 1D



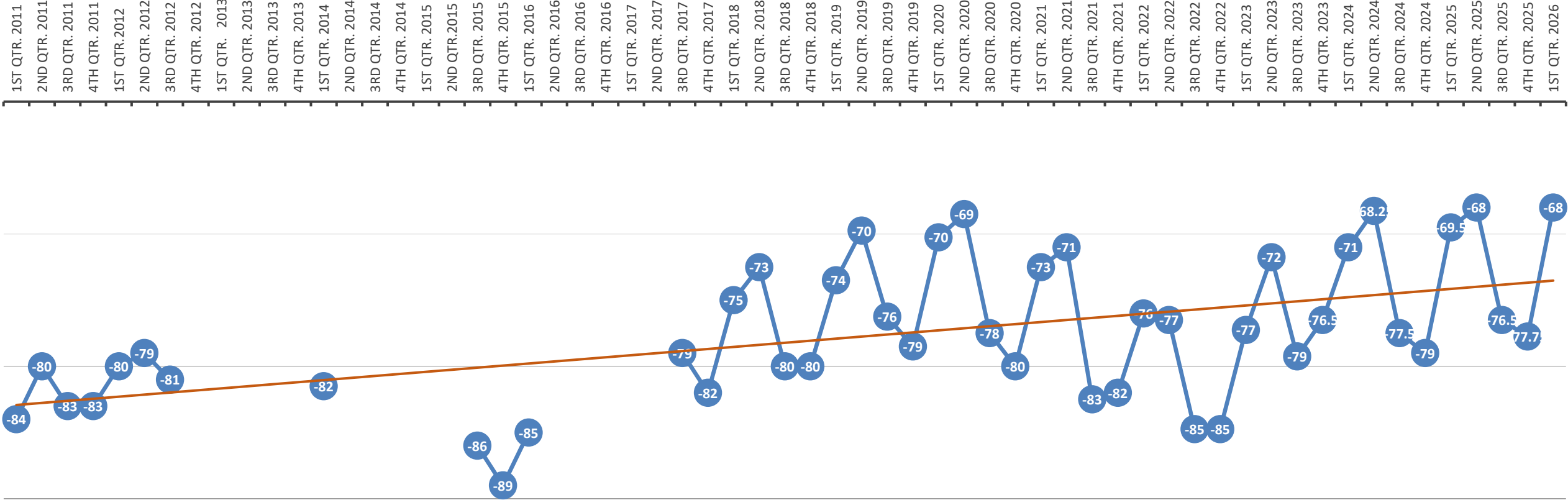
Well 4D







Well 13



Monthly Sample Report - January 2026
Water System: Elk Grove Water System

Sampling Point: 01 - 8693 W. Camden

Sample Date	Sample Class	Sample Name	Collection Occurrence
1/6/2026	Distribution System	Bacteriological	Week
1/6/2026	Distribution System	TTHM/HAA5	Quarter
1/13/2026	Distribution System	Bacteriological	Week
1/20/2026	Distribution System	Bacteriological	Week
1/27/2026	Distribution System	Bacteriological	Week

Sampling Point: 02 - 9425 Emerald Vista

Sample Date	Sample Class	Sample Name	Collection Occurrence
1/6/2026	Distribution System	Bacteriological	Week
1/13/2026	Distribution System	Bacteriological	Week
1/20/2026	Distribution System	Bacteriological	Week
1/27/2026	Distribution System	Bacteriological	Week

Sampling Point: 03 - 8809 Valley Oak

Sample Date	Sample Class	Sample Name	Collection Occurrence
1/6/2026	Distribution System	Bacteriological	Week
1/13/2026	Distribution System	Bacteriological	Week
1/20/2026	Distribution System	Bacteriological	Week
1/27/2026	Distribution System	Bacteriological	Week

Sampling Point: 04 - 10122 Glacier Point

Sample Date	Sample Class	Sample Name	Collection Occurrence
1/6/2026	Distribution System	Bacteriological	Week
1/13/2026	Distribution System	Bacteriological	Week
1/20/2026	Distribution System	Bacteriological	Week
1/27/2026	Distribution System	Bacteriological	Week

Sampling Point: 05 - 9230 Amsden Ct.

Sample Date	Sample Class	Sample Name	Collection Occurrence
1/6/2026	Distribution System	Bacteriological	Week
1/6/2026	Distribution System	TTHM/HAA5	Quarter
1/13/2026	Distribution System	Bacteriological	Week
1/20/2026	Distribution System	Bacteriological	Week
1/27/2026	Distribution System	Bacteriological	Week

Sampling Point: 06 - 9227 Rancho Dr.

Sample Date	Sample Class	Sample Name	Collection Occurrence
1/6/2026	Distribution System	Bacteriological	Week
1/13/2026	Distribution System	Bacteriological	Week
1/20/2026	Distribution System	Bacteriological	Week
1/27/2026	Distribution System	Bacteriological	Week

Sampling Point: 07 - Al Gates Park Mainline Dr.

Sample Date	Sample Class	Sample Name	Collection Occurrence
1/6/2026	Distribution System	Bacteriological	Week
1/13/2026	Distribution System	Bacteriological	Week
1/20/2026	Distribution System	Bacteriological	Week
1/27/2026	Distribution System	Bacteriological	Week

Sampling Point: 08 - 9436 Hollow Springs Wy.

Sample Date	Sample Class	Sample Name	Collection Occurrence
1/6/2026	Distribution System	Bacteriological	Week
1/6/2026	Distribution System	Fluoride	Month
1/6/2026	Distribution System	TTHM/HAA5	Quarter
1/13/2026	Distribution System	Bacteriological	Week
1/20/2026	Distribution System	Bacteriological	Week
1/27/2026	Distribution System	Bacteriological	Week

Sampling Point: 09 - 8417 Blackman Wy.

Sample Date	Sample Class	Sample Name	Collection Occurrence
1/6/2026	Distribution System	Bacteriological	Week
1/13/2026	Distribution System	Bacteriological	Week
1/20/2026	Distribution System	Bacteriological	Week
1/27/2026	Distribution System	Bacteriological	Week

Sampling Point: 10 - 9373 Oreo Ranch Cir.

Sample Date	Sample Class	Sample Name	Collection Occurrence
1/6/2026	Distribution System	Bacteriological	Week
1/13/2026	Distribution System	Bacteriological	Week
1/20/2026	Distribution System	Bacteriological	Week
1/27/2026	Distribution System	Bacteriological	Week

Sampling Point: 11 - 9907 Kapalua Ln.

Sample Date	Sample Class	Sample Name	Collection Occurrence
1/6/2026	Distribution System	Bacteriological	Week
1/13/2026	Distribution System	Bacteriological	Week
1/20/2026	Distribution System	Bacteriological	Week
1/27/2026	Distribution System	Bacteriological	Week

Sampling Point: 12-9205 Meadow Grove Dr.

Sample Date	Sample Class	Sample Name	Collection Occurrence
1/6/2026	Distribution System	Bacteriological	Week
1/13/2026	Distribution System	Bacteriological	Week
1/20/2026	Distribution System	Bacteriological	Week
1/27/2026	Distribution System	Bacteriological	Week

Sampling Point: 13 - Elloit Springs Dr.

Sample Date	Sample Class	Sample Name	Collection Occurrence
1/6/2026	Distribution System	Bacteriological	Week
1/13/2026	Distribution System	Bacteriological	Week
1/20/2026	Distribution System	Bacteriological	Week
1/27/2026	Distribution System	Bacteriological	Week

Sampling Point: Railroad Well 14D - Raw Water

Sample Date	Sample Class	Sample Name	Collection Occurrence
1/20/2026	Source Water	3 mo - Bacteriological	Quarter
1/20/2026	Source Water	3 mo - Fe,Mn,As Total	Quarter
1/20/2026	Source Water	3 mo - Threshold Odor	Quarter

Sampling Point: Hampton Well 13 - Raw Water

Sample Date	Sample Class	Sample Name	Collection Occurrence
1/5/2026	Source Water	Fe, Mn, As, Total	Week
1/8/2026	Source Water	3 mo - Bacteriological	Quarter
1/12/2026	Source Water	Fe, Mn, As, Total	Week
1/20/2026	Source Water	Fe, Mn, As, Total	Week
1/26/2026	Source Water	Fe, Mn, As, Total	Week

Sampling Point: Dino Well 11D - Raw Water

Sample Date	Sample Class	Sample Name	Collection Occurrence
1/6/2026	Source Water	3 mo - Bacteriological	Quarter
1/6/2026	Source Water	3 mo - Fe,Mn,As Total	Quarter
1/6/2026	Source Water	3 mo - Threshold Odor	Quarter

Sampling Point: Polhemus Well 9 - Raw Water

Sample Date	Sample Class	Sample Name	Collection Occurrence
1/6/2026	Source Water	3 mo - Bacteriological	Quarter
1/6/2026	Source Water	3 mo - Fe,Mn,As Total	Quarter

Sampling Point: - Williamson Well 8 Raw Water

Sample Date	Sample Class	Sample Name	Collection Occurrence
1/20/2026	Source Water	3 mo - Bacteriological	Quarter
1/20/2026	Source Water	3 mo - Fe,Mn,As Total	Quarter

Sampling Point: Webb Well 04D - Raw Water

Sample Date	Sample Class	Sample Name	Collection Occurrence
1/13/2026	Source Water	3 mo - Bacteriological	Quarter
1/13/2026	Source Water	3 mo - Fe,Mn,As Total	Quarter
1/13/2026	Source Water	3 mo - Threshold Odor	Quarter

Sampling Point: School Well 01D - Raw Water

Sample Date	Sample Class	Sample Name	Collection Occurrence
1/13/2026	Source Water	3 mo - Bacteriological	Quarter
1/13/2026	Source Water	3 mo - Fe,Mn,As Total	Quarter
1/13/2026	Source Water	3 mo - Threshold Odor	Quarter

Sampling Point: Hampton WTP Effluent

Sample Date	Sample Class	Sample Name	Collection Occurrence
1/5/2026	Source Water	Fe, Mn, As, Total	Week
1/12/2026	Source Water	Fe, Mn, As, Total	Week
1/20/2026	Source Water	Fe, Mn, As, Total	Week
1/26/2026	Source Water	Fe, Mn, As, Total	Week

Sampling Point: Railroad WTP Effluent

Sample Date	Sample Class	Sample Name	Collection Occurrence
1/6/2026	Treated Plant Effluent	WTP Eff - Fe,Mn,As Total	Month
1/6/2026	Treated Plant Effluent	Threshold Odor	Month

Sampling Point: Special Distribution/Construction Samples			
Sample Date	Sample Class	Sample Name	Collection Description
1/13.2026	Distribution System	Bacteriological	9454 Mazatlan Wy - Hydrant E4-035H Hydrant replacement
1/29/2026	Distribution System	Bacteriological	9145 Elk Grove Blvd - Hydrant F4-012H Valve dettached from main
<u>Colors</u>	<u>Monthly Total</u>	<u>Yearly Total</u>	
Black = Scheduled	83	83	
Green = Unscheduled	2	2	



February 5, 2026

Sacramento Regional County
Sanitation District
Environmental Specialist
10060 Goethe Rd.
Sacramento, CA. 95827

WASTEWATER DISCHARGE COMPLIANCE REPORT FORM

Enclosed is the Wastewater Discharge Compliance Report Form from Elk Grove Water District for January 2026.

If you have any further questions, you may contact me at 916-585-9390

AARON HEWITT
WATER TREATMENT SUPERVISOR

SACRAMENTO REGIONAL COUNTY SANITATION DISTRICT (REGIONAL SAN)

COMPLIANCE REPORT FORM

Attn: Scott Mullin	E-mail: mullins@sacsewer.com	Wastewater Source Control Section
Phone: (916) 875-6470		Fax: (916) 854-9286
From: Aaron Hewitt		
Company: Elk Grove Water District		Permit # WTP-010

Discharge Month:	January	Year:	2026
-------------------------	----------------	--------------	-------------

The following reports and information are attached (check all that apply):

	Location	Total Gallons
<input checked="" type="checkbox"/> Water use/flow meter report (If there is no discharge during the reporting period, this must be reported)	OF 1 Hampton WTP Backwash Tank	34,892
	OF 3 Railroad WTP Backwash Tank	0
	OF 5 Analyzer Water	35,712
	OF 6 Tank Sludge (preapproval req)	
	OF 7 Misc. (preapproval req)	

☐ Monitoring results/analytical report(s)

pH (if measured); Grab Monitoring Data Review

Location	Date and Time	pH
OF1		
OF3		
OF6		
OF7		

☐

pH compliance statement – CHECK ONE BELOW

☐ Based on a review of this facility's pH data, pH has exceeded the discharge limits.

☐ I certify that this facility has reviewed pH data and is in compliance.

Discharge Rate - CHECK ONE BELOW

or ☐ Based on a review of this facility's flow data, the discharge rate limit was exceeded.

☒ I certify that this facility is in compliance with the discharge rate limit.

☐ Attached is a description of anticipated changes that may significantly alter the nature, quality, or volume of the wastewater discharged.

☐ Flow monitoring equipment certification

☐ Other (explain):

SACRAMENTO REGIONAL COUNTY SANITATION DISTRICT (REGIONAL SAN)

Domestic Calculation

Domestic Usage/ Employee Monthly Totals	Number of Full-time Equivalent* Employees	Business Days per Month	Allowance (gallons per day)	Gallons
Production	2	17	15	510
Office	3	17	10	510
Drivers/Field	12	17	3	612
Total				1,632

*FTE Equivalent: all employees' monthly hours added together and converted to a full-time employee count

Certification Statement

"I certify under penalty of law that this document and all attachments were prepared under my direction or supervision in accordance with a system designed to assure that qualified personnel properly gather and evaluate the information submitted. Based on my inquiry of the person or persons who manage the system, or those persons directly responsible for gathering the information, the information submitted is, to the best of my knowledge and belief, true, accurate and complete. I am aware that there are significant penalties for submitting false information including the possibility of fine and imprisonment for knowing violations."

SIGNATURE of Authorized Representative:



PRINTED NAME, TITLE:

Aaron Hewitt Treatment Plant Supervisor
(Name) (Title)

DATE:

2.5.2026



February 5, 2026

State Water Resources Control Board
Division of Drinking Water
1001 I Street
13th Floor
Sacramento, CA 95814

MONTHLY SUMMARY OF DISTRIBUTION SYSTEM COLIFORM MONITORING

Enclosed is the Monthly Summary of Distribution System Coliform Monitoring report from Elk Grove Water District for January 2026.


If you have any further questions, you may contact me at 916-585-9390.

AARON HEWITT
WATER TREATMENT SUPERVISOR

MONTHLY SUMMARY OF REVISED TOTAL COLIFORM RULE DISTRIBUTION SYSTEM MONITORING

(including triggered source monitoring for systems subject to the Groundwater Rule)

System Name Elk Grove Water District	System Number 3410008
Sampling Period January	Year 2026

	Number Required	Number Collected	Number Total Coliform Positives	Number E.coli Positives
1. Routine Samples (see note 1)	50	52	0	0
2. Repeat Samples following samples that are Total Coliform Positive and <i>E.coli</i> Negative (see notes 10 and 11)		0	0	0
3. Repeat Samples following Routine Samples that are Total Coliform Positive and <i>E. coli</i> Positive (see notes 10 and 11)		0	0	0
4. Treatment Technique (TT)/MCL Violation Computation for Total Coliform/ <i>E. coli</i> Positive Samples				
a. Totals (sum of columns)	50	52	0	0
b. If 40 or more samples collected in month, determine percent of samples that are total coliform positive [(total number positive/total number collected) x 100] =	0	%		
c. Did the system trigger... a Level 2 Assessment TT? (see notes 2, 3, 4, 5 and 6 for trigger info)		<input type="checkbox"/> Yes	<input checked="" type="checkbox"/> No	
<i>If a Level 2 Assessment is triggered, see note 8 below.</i>				
a Level 1 Assessment TT? (see note 7 for trigger info)		<input type="checkbox"/> Yes	<input checked="" type="checkbox"/> No	
<i>If a Level 1 Assessment is triggered, see note 9 below.</i>				
5. Triggered Source Samples per Groundwater Rule (see notes 12 and 13)		0	0	0
6. Invalidated Samples (Note what samples, if any, were invalidated; who authorized the invalidation; and when replacement samples were collected. Attach additional sheets, if necessary.)				
7. Summary Completed By: Aaron Hewitt				
Signature 	Title Water Treatment Supervisor	Date 2/5/2026		

NOTES AND INSTRUCTIONS:

- Routine samples include:
 - Samples required pursuant to 22 CCR Section 64423 and any additional samples required by an approved routine sample siting plan established pursuant to 22 CCR Section 64422.
 - Extra samples are required for systems collecting less than five routine samples per month that had one or more total coliform positives in previous month;
 - Extra samples for systems with high source water turbidities that are using surface water or groundwater under direct influence of surface water and do not practice filtration in compliance with regulations;
- Note: For a repeat sample following a total coliform positive sample, any *E.coli* positive repeat (boxed entry) **constitutes an MCL violation and requires immediate notification to the Division** (22, CCR, Section 64426.1).
- Note: For repeat sample following a *E.coli* positive sample, any total coliform positive repeat (boxed entry) **constitutes an MCL violation and requires immediate notification to the Division** (22, CCR, Section 64426.1).
- Note: Failure to take all required repeat samples following an *E. coli* positive routine sample (22, CCR, Section 64426.1) **constitutes an MCL violation and requires immediate notification to the Division** (22, CCR, Section 64426.1).
- Note: Failure to test for *E. coli* when any repeat sample tests positive for total coliform (22, CCR, Section 64426.1) **constitutes an MCL violation and requires immediate notification to the Division** (22, CCR, Section 64426.1).
- Note: Second Level 1 treatment technique trigger in a rolling 12-month period.
- Total coliform Treatment Technique (TT) Violation (**Notify Department within 24 hours of TT violation**):
 - For systems collecting less than 40 samples, if two or more samples are total coliform positive, then the TT is violated and a Level 1 Assessment is required.
 - For systems collecting 40 or more samples, if more than 5.0 percent of samples collected are total coliform positive, then the TT is violated and a Level 1 Assessment is required.
- Contact the Division as soon as practical to the division to conduct a Level 2 Assessment of the water system. The water system shall complete a Level 2 Assessment and submit it to the Division within 30 days of learning of the trigger exceedance.
- Conduct a Level 1 Assessment in accordance with as soon as practical that covers the minimum elements (22, CCR, Section 64426.8 (a), (2)). Submit the report to the Division within 30 days of learning of the trigger exceedance.
- Positive results and their associated repeat samples are to be tracked on the Coliform Monitoring Worksheet.
- Repeat samples must be collected within 24 hours of being notified of the positive results. For systems collecting more than one routine sample per month, three repeat samples must be collected for each total coliform positive sample. For systems collecting one or fewer routine samples per month, four repeat samples must be collected for each total coliform positive sample. At least three samples shall be taken the month following a total coliform positive.
- For systems subject to the Groundwater Rule: Positive results and the associated triggered source samples are to be tracked on the Coliform Monitoring Worksheet.
- For triggered sample(s) required as a result of a total coliform routine positive sample, an *E.coli*-positive triggered sample (boxed entry) **requires immediate notification to the Division, Tier 1 public notification, and corrective action.**



February 5, 2026

State Water Resources Control Board
Division of Drinking Water
1001 I Street
13th Floor
Sacramento, CA. 95814

MONTHLY SUMMARY OF THE HAMPTON GROUNDWATER TREATMENT PLANT

Enclosed is the Monthly Summary of the Hampton GWTP report from Elk Grove Water District for January 2026.

If you have any further questions, you may contact me at 916-585-9390.

AARON HEWITT
WATER TREATMENT SUPERVISOR

Elk Grove Water District

Hampton GWTP Monthly Report

PWS Number

3410008-013

Month:

January

GWTP Name

Hampton Water Treatment Plant

Date	Hour Meter	Run Hours	Production Meter	Well Production	Backwash Meter	Backwash Waste	Weekly In-House Monitoring (mg/L) R (Raw) T (Treated)As (ug/L)										
last day	36423.3		112793092		46991869	57244060	Date	Fe, R	Fe, T	Mn, R	Mn, T	As, R	As, T	Weekly Average			
1							1/5/2026	0.002	0.017	0.01	0.003	4	1	Inf. pH		Eff. pH	
2							1/12/2026	0.003	0.078	0.02	0.037	3	1	Week 1: 7.13 to 7.30			
3							1/20/2026	0.001	0.004	0.03	0.008	3	1	Cl2		0.64	
4							1/26/2026	0	0.029	0.014	0.003	3	1	Week 2: 7.16 to 7.26			
5	36424.7	1.4	112868531	75439	47000104	57244748								Cl2		0.7	
6	36425.3	0.6	112904077	35546	47002772	57247392								Week 3: 7.14 to 7.39			
7							Total Gallons Sodium Hypochlorite: 4.2 Gal							Cl2		0.62	
8							Pounds per day 1.4 Lbs/Day							Week 4: 7.13 to 7.37			
9	36427	1.7	113001479	97402	47002772	57260079	Dosage (Milligrams Per Liter @ 12% Cl) 1.62							Cl2		0.67	
10																	
11							Total Gallons Ferric Chloride: 2.3 Gal										
12							Dosage (Milligrams Per Liter @ 38% FeCl) 1.174										
13	36427.6	0.6	113033496	32017	47002772	57260079											
14							Total Gallons Sulfuric Acid : 2.3 Gal										
15							Dose (Gallons Per Hour @ 93% H2SO4) 0.343 Gal/Hr										
16																	
17																	
18																	
19																	
20							Total Backwashed 25,529							Total Run Hours		6.7	
21	36429.1	1.5	113111626	78130	47017398	57267413											
22							Total Water Pumped 372,433							Total Backwash Waste		34,892	
23																	
24							<u>Reporting Limits/Units</u>			<u>Maximum Contaminant Levels (MCLs)</u>							
25							Iron = 0.100 mg/L			Iron (Fe) = 0.300 mg/L (Secondary)							
26							Manganese = 0.010 mg/L			Manganese (Mn) = 0.050 mg/L (Secondary)							
27	36430	0.9	113165525	53899	47017398	57278952	Arsenic = 1.0 µg/L			Arsenic (As) = 10 µg/L (Primary)							
28																	
29																	
30																	
Total		6.7		372433	25529	34892	Prepared By: Aaron Hewitt							Date: 2/5/2026			



February 5, 2026

State Water Resources Control Board
Division of Drinking Water
1001 I Street
13th Floor
Sacramento, CA 95814

MONTHLY FLUORIDATION MONITORING REPORT

Enclosed is the Monthly Summary of the Fluoridation Monitoring from Elk Grove Water District for January 2026.

If you have any further questions, you may contact me at 916-585-9390.

AARON HEWITT
WATER TREATMENT SUPERVISOR

ELK GROVE WATER DISTRICT AREA 2

DISTRIBUTION SYSTEM

MONTHLY FLUORIDATION MONITORING REPORT

January-26

Week	Location of Sample	Monitoring Results (mg/L)
		Date Time Results
1	Hollow Springs	1.6.2026 9:59 AM 0.65
1	Kapalua	1.6.2026 10:39 AM 0.7
1	Al Gates Park	1.6.2026 11:03 AM 0.65
1	Oreo Ranch	1.6.2026 11:23 AM 0.62
1	Blackman	1.6.2026 11:53 AM 0.67
1	Elliot Springs	1.6.2026 12:22 PM 0.70
2	Hollow Springs	1.13.2026 9:52 AM 0.57
2	Kapalua	1.13.2026 10:28 AM 0.59
2	Al Gates Park	1.13.2026 10:54 AM 0.6
2	Oreo Ranch	1.13.2026 11:20 AM 0.58
2	Blackman	1.13.2026 11:50 AM 0.61
2	Elliot Springs	1.13.2026 12:16 PM 0.73
3	Hollow Springs	1.20.2026 10:57 AM 0.66
3	Kapalua	1.20.2026 11:28 AM 0.68
3	Al Gates Park	1.20.2026 11:50 AM 0.82
3	Oreo Ranch	1.20.2026 12:11 PM 0.75
3	Blackman	1.20.2026 1:25 PM 0.77
3	Elliot Springs	1.20.2026 2:16 PM 0.67
4	Hollow Springs	1.27.2026 9:44 AM 0.65
4	Kapalua	1.27.2026 10:27 AM 0.6
4	Al Gates Park	1.27.2026 10:51 AM 0.63
4	Oreo Ranch	1.27.2026 11:19 AM 0.6
4	Blackman	1.27.2026 12:29 PM 0.81
4	Elliot Springs	1.27.2026 1:22 PM 0.67

Monthly fluoride split sample results:

Date: 1.6.2026

Water System Results: 0.65 mg/L

Approved Lab: 0.80 mg/L

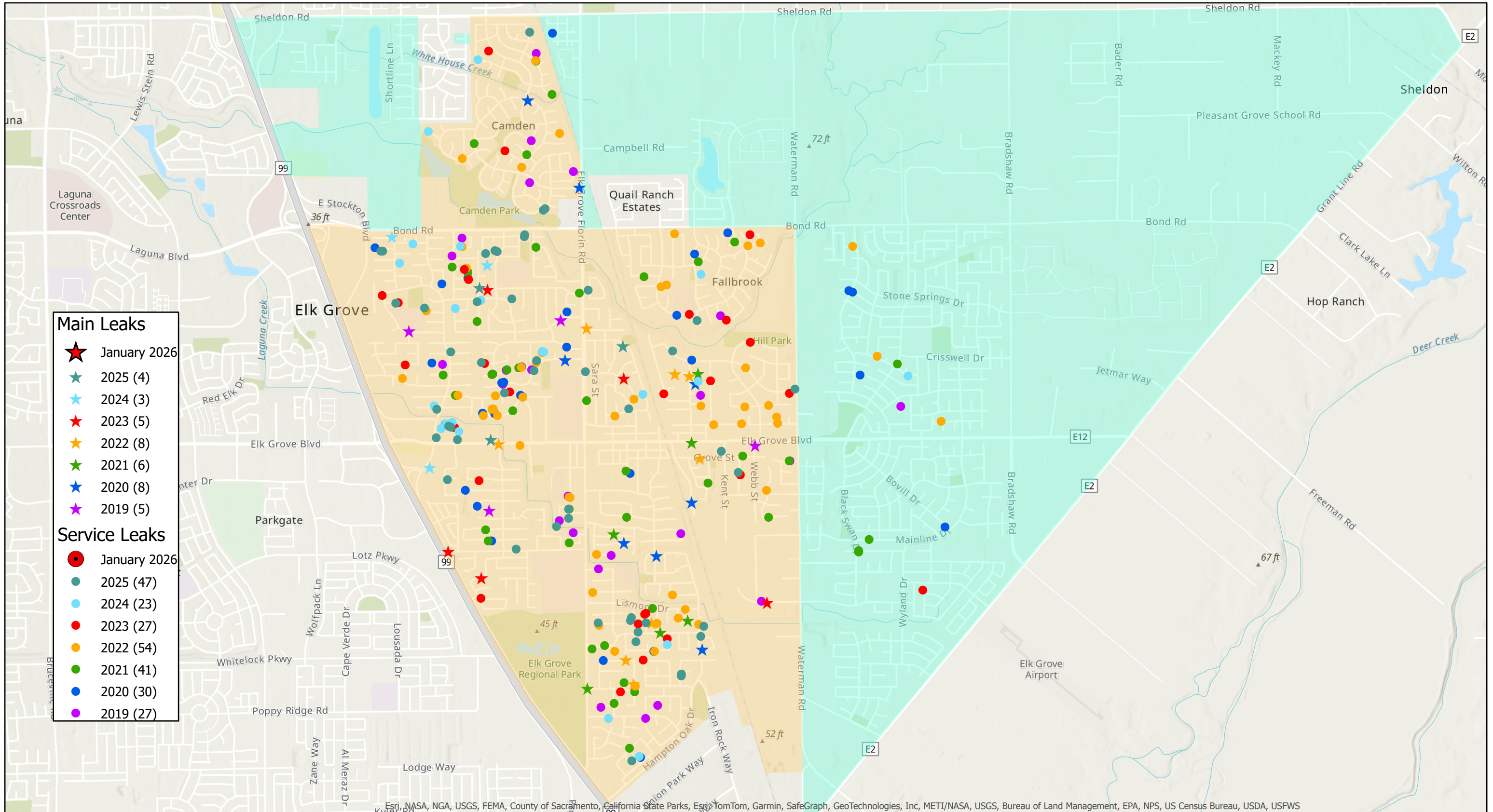
Contact Name: Aaron Hewitt

Telephone : (916) 585-9390

System PWS Number: 3410008

Elk Grove Water District
Safety Meetings/Training
January 2026

Date	Topic	Attendees	Hosted By
1/12/2026	Personal Protective Equipment	Alan Aragon, Stefan Chanh, Jaylyn Gordon-Ford, David Frederick, Gabriel Guerrero, Aaron Hewitt, James Hinegardner, Sean Hinton, Brandon Kent, Justin Mello, Jose Mendoza, Sal Mendoza, Emmanuel Vasquez, Brandon Wagner, Marcell Wilson	Sean Hinton & Aaron Hewitt
1/26/2026	Cell Phone Distractions	Alan Aragon, Stefan Chanh, Jaylyn Gordon-Ford, David Frederick, Gabriel Guerrero, Aaron Hewitt, James Hinegardner, Sean Hinton, Brandon Kent, Justin Mello, Jose Mendoza, Sal Mendoza, Chris Phillips, Emmanuel Vasquez, Brandon Wagner, Marcell Wilson	Sean Hinton & Aaron Hewitt



Main Leaks

- ★ January 2026
- ★ 2025 (4)
- ★ 2024 (3)
- ★ 2023 (5)
- ★ 2022 (8)
- ★ 2021 (6)
- ★ 2020 (8)
- ★ 2019 (5)


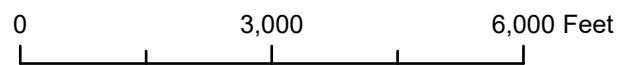
Service Leaks

- January 2026
- 2025 (47)
- 2024 (23)
- 2023 (27)
- 2022 (54)
- 2021 (41)
- 2020 (30)
- 2019 (27)

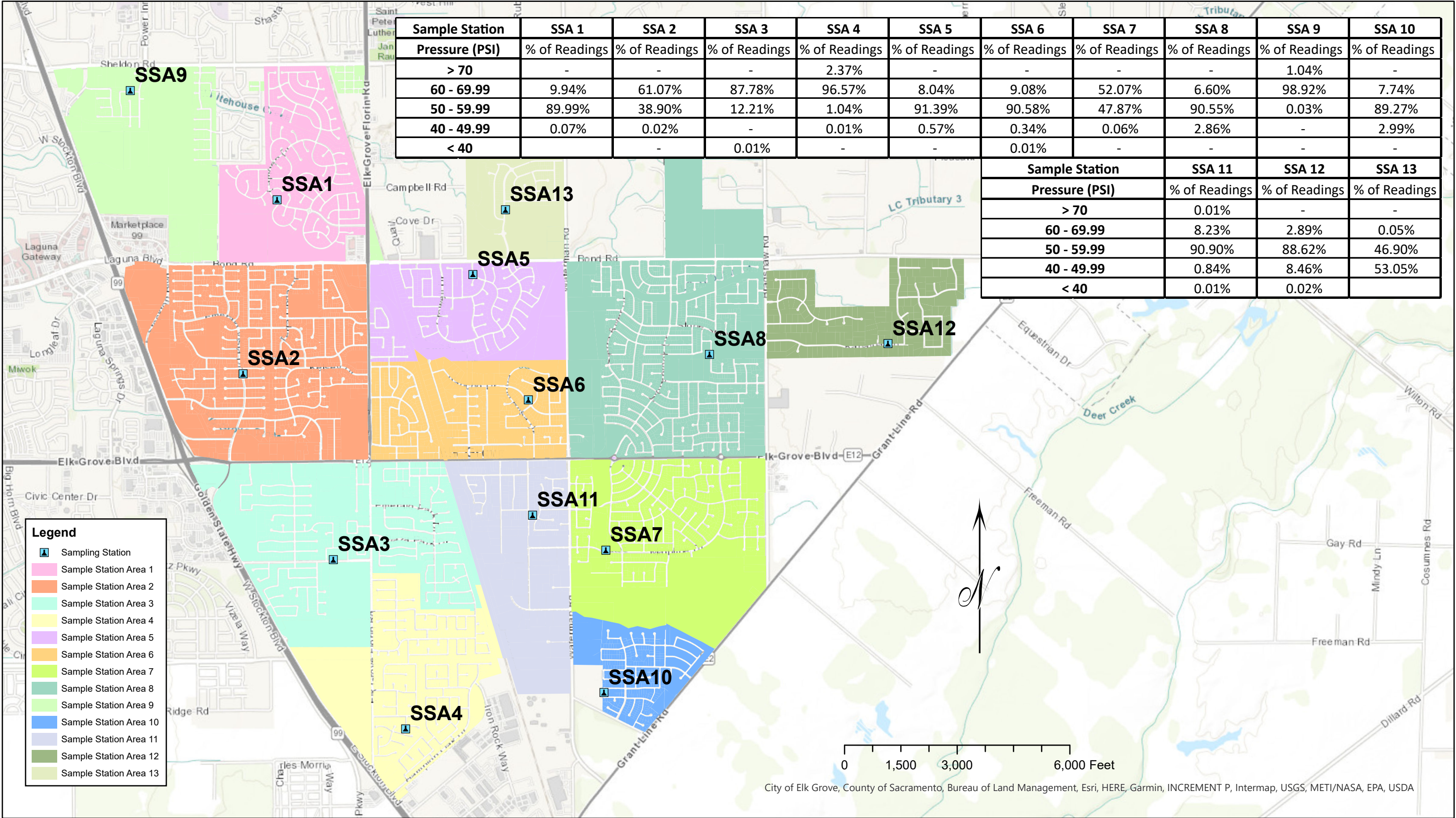
January 2026	
Main Line Leaks: 0	YTD: 0
Service Line Leaks: 0	YTD: 0
Total Leaks: 0	YTD: 0



Elk Grove Water District Main and Service Line Leaks Map



Elk Grove Water District	
Main & Service Line Leaks	
Created by: Richard Ko	
Date: February 6, 2026	



Sample Station	SSA 1	SSA 2	SSA 3	SSA 4	SSA 5	SSA 6	SSA 7	SSA 8	SSA 9	SSA 10
Pressure (PSI)	% of Readings	% of Readings	% of Readings	% of Readings	% of Readings	% of Readings	% of Readings	% of Readings	% of Readings	% of Readings
> 70	-	-	-	2.37%	-	-	-	-	1.04%	-
60 - 69.99	9.94%	61.07%	87.78%	96.57%	8.04%	9.08%	52.07%	6.60%	98.92%	7.74%
50 - 59.99	89.99%	38.90%	12.21%	1.04%	91.39%	90.58%	47.87%	90.55%	0.03%	89.27%
40 - 49.99	0.07%	0.02%	-	0.01%	0.57%	0.34%	0.06%	2.86%	-	2.99%
< 40	-	-	0.01%	-	-	0.01%	-	-	-	-

Sample Station	SSA 11	SSA 12	SSA 13
Pressure (PSI)	% of Readings	% of Readings	% of Readings
> 70	0.01%	-	-
60 - 69.99	8.23%	2.89%	0.05%
50 - 59.99	90.90%	88.62%	46.90%
40 - 49.99	0.84%	8.46%	53.05%
< 40	0.01%	0.02%	-

- Legend**
- ▲ Sampling Station
 - Sample Station Area 1
 - Sample Station Area 2
 - Sample Station Area 3
 - Sample Station Area 4
 - Sample Station Area 5
 - Sample Station Area 6
 - Sample Station Area 7
 - Sample Station Area 8
 - Sample Station Area 9
 - Sample Station Area 10
 - Sample Station Area 11
 - Sample Station Area 12
 - Sample Station Area 13

Sample Stations: 13

January 2026



Elk Grove Water District
Sample Station Areas

Projected Coordinate System: NAD 83 State Plane CA II FIPS 0402

Source: EGWD GIS Database

Modified by: Richard Ko

February 9, 2026