



April 15, 2026

Dr. Enrique Casas
California Regional Water Quality Control Board, Los Angeles Region
320 West Fourth Street, Suite 200
Los Angeles, California 90013

Re: Quarterly EMP Sampling and Evaluation
Chiquita Canyon Landfill, Castaic, California

Dear Dr. Casas:

On behalf of the Chiquita Canyon, LLC (CCL), Chang Environmental has prepared this quarterly groundwater monitoring report in compliance with the Regional Water Quality Control Board's (RWQCB's) Investigative Order R4-2024-0010-A01 (as amended on February 11, 2026) (Investigative Order).¹ The Investigative Order established a new Evaluation Monitoring Program (EMP) at the site in response to the landfill reaction and increased leachate production. Quarterly monitoring of eight existing groundwater monitoring wells (DW-9, 15, 16, 17, 29, 30, 31 and FP-01) for the site monitoring parameters is required. Based on the organic and statistical analysis for data collected from the eight existing groundwater monitoring wells, and disregarding the known historical impacts to well DW-16, there was no new evidence of landfill impacts to groundwater onsite and offsite.

BACKGROUND

The Chiquita Canyon Landfill is a Class III solid waste disposal facility owned and operated by CCL. The landfill is in the Santa Clara River basin, approximately three miles west of Castaic Junction in Los Angeles County, California. The landfill includes three disposal areas designated as Primary Canyon, Canyon B, and Main Canyon. Effective January 1, 2025, the landfill is closed for the acceptance of waste and has ceased active waste disposal operations.

Groundwater beneath the landfill occurs in the sedimentary bedrock (Pico and Saugus formations) and generally flows southward into the Santa Clara River Valley. The landfill is currently experiencing an elevated temperature landfill (ETLF or reaction) event that is taking place deep within a lined, but older and closed part of the landfill that was filled before CCL took ownership. In March 2024, the RWQCB issued the Investigative Order which, among other requirements, placed the seven on-site groundwater monitoring wells (DW-9, 15, 16, 17, 29, 30 and 31) and one off-site well (FP-01) into the EMP. Of these, DW-16 was already in a pre-existing evaluation monitoring program for the historical volatile organic compound (VOC) impacts to the groundwater from a landfill gas release at the Primary Canyon. Quarterly

¹ Pursuant to Water Code Section 13320, Chiquita Canyon, LLC petitioned the State Water Quality Control Board for review of the Amended Order on March 13, 2026.

sampling and evaluation for the site monitoring parameters are required for these wells. Additionally, pursuant to Section 1(e) of the Investigative Order, 40 CFR Part 258 Appendix II (Appendix II) sampling was required for DW-30 and 31 following their installation, which was completed in September 2024. Pursuant to the June 27, 2024 Notice of Violation issued by the RWQCB, CCL finalized the access agreement with Five Points and installed the offsite groundwater well FP-01 in April 2025. Appendix II installation sampling results for the new offsite well (FP-01) were reported in the Groundwater Monitoring Well Installation Report (Geologic Associates, May 2025). No Appendix II constituents were detected from the initial Appendix II sampling at newly installed wells DW-30, DW-31, and FP-01 that were not already on the constituents of concern list.

FIELD PROCEDURES

Groundwater samples were collected from the eight existing EMP wells, as specified in the Investigative Order, in January 2026.² In addition, at CCL's discretion, samples were collected from wells DW-29, DW-31, and FP-01 in February and March 2026.

Groundwater monitoring wells were purged prior to sampling following the routine low-flow purge method. Field parameters that were monitored and recorded during low-flow purging consist of specific conductance, pH, temperature, dissolved oxygen (DO), and oxygen reduction potential (ORP). A sample was collected when the water quality was determined to be stable.

The groundwater samples were analyzed for the monitoring parameters specified in the monitoring and reporting program (MRP).³ Water samples were kept on ice in coolers and transported to Enthalpy Analytical, a State-certified laboratory, for analysis. Laboratory reports are included in Attachment A.

SUMMARY OF RESULTS

The nonstatistical organics analysis, which includes VOCs and semi-volatile organic compounds (SVOCs), is a comparison of each detected organic compound with its respective method detection limit (MDL) and practical quantitation limit (PQL). Detected organic compounds in samples for this monitoring period are tabulated in Table 1. There were no VOC detections from wells DW-9, DW-15, DW-17, DW-29, and DW-31. For others, only a trace concentration of one VOC, tetrachloroethene, was detected in well DW-30 in the January sample. Because only a trace concentration of a single VOC – below the PQL – was detected in well DW-30, CCL concluded that the exceedance of MPars does not indicate a change in the nature or extent of the release (Monitoring and Reporting Program Section (C)(2)(i)(i)(B)). Relatively low

² Prior to November 2025, Chiquita had elected to voluntarily sample all wells at an increased monthly frequency. In November 2025, Chiquita elected to transition to quarterly sampling for wells to match the requirement outlined by Paragraph 1.d of the Investigative Order, excluding DW-30, DW-31, and FP-01 which will continue on a monthly basis.

³ As discussed with the RWQCB, in September 2025, the parameters for sampling events were adjusted to reflect only the MPars listed in Table T-2 of the Waste Discharge Requirements (WDR) Order No. R4-2018-0172.

Dr. Enrique Casas

April 15, 2026

Page 3

concentrations of SVOC 1,4-dioxane were detected in samples from wells DW-31 and FP-01, with average levels decreasing in DW-31 since last quarter. VOCs reported in well DW-16 are consistent with historical detections at this well. Therefore, there was no indication of any new, measurably significant impacts to groundwater during the current reporting period (January 1-March 31).

The statistical analysis of the indicator monitoring parameters is the intrawell prediction limit method. This intrawell approach involves using the historical water chemistry for each well as the background data for that well, rather than comparing current water chemistry to data from a different, hydraulically upgradient well.

The statistical results are included as Attachment B and are summarized in Table 2.⁴ The statistical results for January 2026 sampling event show statistical limit exceedance for sulfate at well DW-16. Current sulfate concentration of 230 mg/L is within the historical range for well DW-16, which has detected a maximum concentration of 380 mg/L. Because of the known historical impacts to well DW-16, sulfate at well DW-16 will be monitored in tracking mode.

Based on the organic and statistical analysis, and disregarding the known impacts to well DW-16, there was no evidence of landfill impacts to groundwater onsite and offsite.

Please contact the undersigned at (818) 652-9262 if you have any questions.

Sincerely,

Chang Environmental



Paul D. Chang, C. Hg.
Environmental Geologist

Attachment: Table 1 – Detected Organic Compounds
Table 2 – Summary of Statistical Analysis
Attachment A – Certified Analytical Report and Chain of Custody Documentation
Attachment B – Prediction Limit Plots

⁴ As reflected in Table 2, statistical analysis was only conducted in one month of the quarter (January 2026), as required.

TABLE 1
DETECTED ORGANIC COMPOUNDS
CHIQUITA CANYON LANDFILL

Well ID	Sample Date	Compound	Concentration (ug/L)
EMP			
DW-9	1/19/26	none	
DW-15	1/19/26	none	
DW-16	1/20/26	1,1-Dichloroethane	1.3
DW-16	1/20/26	1,4-Dichlorobenzene	1.0
DW-16	1/20/26	Benzene	0.3 J
DW-16	1/20/26	cis-1,2-Dichloroethene	2.0
DW-16	1/20/26	Freon 12	0.2 J
DW-16	1/20/26	Methylene Chloride	1.2 J
DW-16	1/20/26	Tetrachloroethene	0.3 J
DW-16	1/20/26	Trichloroethene	0.5
DW-17	1/19/26	none	
DW-29	1/20/26	none	
DW-29	2/18/26	none	
DW-29	3/19/26	none	
DW-30	1/19/26	Tetrachloroethene	0.2 J
DW-31	1/20/26	1,4-Dioxane	4.1
DW-31	2/18/26	1,4-Dioxane	5.5
DW-31	3/19/26	1,4-Dioxane	2.1
FP-01	1/15/26	1,4-Dioxane	4.7
FP-01	2/18/26	1,4-Dioxane	3.8
FP-01	3/19/26	1,4-Dioxane	4.7
BLANKS			
Field Blank	1/15/26	Methylene Chloride	0.4 J
Field Blank	1/19/26	Methylene Chloride	0.3 J
Field Blank	1/20/26	Methylene Chloride	0.3 J
Field Blank	2/18/26	Methylene Chloride	0.6 J
Field Blank	3/19/26	Methylene Chloride	0.6 J
Trip Blank	1/15/26	Methylene Chloride	0.4 J
Trip Blank	1/15/26	Tetrachloroethene	0.2 J
Trip Blank	1/19/26	Methylene Chloride	0.3 J
Trip Blank	1/20/26	Methylene Chloride	0.4 J
Trip Blank	2/18/26	Methylene Chloride	0.4 J
Trip Blank	3/19/26	Methylene Chloride	0.5 J

Notes: VOC/SVOC concentrations in micrograms per liter (ug/L): J = trace concentration

* = also detected in field/trip blank: B = also detected in method blank

TABLE 2

**SUMMARY OF STATISTICAL ANALYSIS
Chiquita Canyon Landfill, Valencia, California**

Groundwater Monitoring Point	Alkalinity as CaCO3	Ammonia as N	Chemical Oxygen Demand (COD)	Chloride	Nitrate as N	Potassium, Total	Sodium, Total	Sulfate	Total Dissolved Solids (TDS)	Total Organic Carbon (TOC)
JANUARY 2026										
DW-9	W	W	W	W	W	W	W	W	W	W
DW-15	W	W	W	W	W	W	W	W	W	W
DW-16	W	W	W	W	W	W	W	E	W	W
DW-17	W	W	W	W	W	W	W	W	W	W
DW-29	W	W	W	W	W	W	W	W	W	W
DW-30	n/a	W	W	W	W	W	W	W	W	n/a
DW-31	n/a	W	W	W	W	W	W	W	W	n/a
FP-01	n/a	n/a	n/a	n/a	n/a	n/a	n/a	n/a	n/a	n/a

Statistical analysis performed using all values past 5 years as background and values for the current sampling period as compliance value.

Notes:

Shaded cells are well/parameter pairs monitored in tracking mode

Prediction Limit Results: W = Within limit, E = Exceeds limit.

n/a = Not analyzed due to insufficient number of data.

Attachment A

**Certified Analytical Report
and Chain of Custody Documentation**



Enthalpy Analytical
931 West Barkley Ave
Orange, CA 92868
(714) 771-6900

enthalpy.com

Lab Job Number : 550965
Report Level : II
Report Date : 01/28/2026

Analytical Report *prepared for:*

Steve Cassulo
Waste Connections
Chiquita Canyon Landfill
29201 Henry Mayo Drive
Castaic, CA 91384

Project: GW MONITORING - CCLF Groundwater - Quarterly MPARS

Authorized for release by:

David Tripp, Project Manager
657-581-4710
david.tripp@enthalpy.com

This data package has been reviewed for technical correctness and completeness. Release of this data has been authorized by the Laboratory Manager or the Manager's designee, as verified by the above signature which applies to this PDF file as well as any associated electronic data deliverable files. The results contained in this report meet all requirements of NELAP and pertain only to those samples which were submitted for analysis. This report may be reproduced only in its entirety.

CA ELAP# 1338, CA ELAP #1338-S1, NELAP# 4038, SCAQMD LAP# 18LA0518, LACSD ID# 10105, ORELAP# 4197

Sample Summary

Steve Cassulo	Lab Job #:	550965
Waste Connections	Project No:	GW MONITORING
Chiquita Canyon Landfill	Location:	CCLF Groundwater - Quarterly MPARS
29201 Henry Mayo	Date Received:	01/15/26
Drive		
Castaic, CA 91384		

Sample ID	Lab ID	Collected	Matrix
FP-01	550965-001	01/15/26 10:42	Water
QCFB	550965-002	01/15/26 10:44	Water
QCTB	550965-003	01/15/26 00:00	Water

Case Narrative

Waste Connections	Lab Job Number: 550965
Chiquita Canyon Landfill	Project No: GW MONITORING
29201 Henry Mayo Drive	Location: CCLF Groundwater - Quarterly
Castaic, CA 91384	MPARS
Steve Cassulo	Date Received: 01/15/26

This data package contains sample and QC results for three water samples, requested for the above referenced project on 01/16/26. The samples were received in good condition.

Volatile Organics by GC/MS (EPA 8260B):

- High RPD was observed for toluene, chlorobenzene, and 1,1-dichloroethene in the MS/MSD for batch 392832; the parent sample was not a project sample, the RPD was acceptable in the BS/BSD, and these analytes were not detected at or above the RL in the associated samples.
- No other analytical problems were encountered.

Semivolatile Organics by GC/MS SIM (EPA 8270C-SIM):

No analytical problems were encountered.

Total Organic Carbon by IR (SM 5310B):

No analytical problems were encountered.

Metals (EPA 6010B):

No analytical problems were encountered.

Ion Chromatography (EPA 300.0):

- High recoveries were observed for a number of analytes in the MS/MSD for batch 392705; the parent sample was not a project sample.
- Responses exceeding the instrument's linear range were observed for chloride and sulfate in the MSs/MSDs for batch 392705; affected data was qualified with "E".
- No other analytical problems were encountered.

Chemical Oxygen Demand by EPA 410.4 (EPA 410.4):

No analytical problems were encountered.

Alkalinity (SM2320B):

No analytical problems were encountered.

Sulfide (SM 4500-S2-D):

No analytical problems were encountered.

Total Dissolved Solids (TDS) (SM2540C):

No analytical problems were encountered.

Chemical Oxygen Demand (EPA 410.4):

No analytical problems were encountered.

Ammonia and TKN- Semi-Automated Method (SM 4500-NH3-G):

No analytical problems were encountered.

RSK-175 CO2 (RSK-175):

McCampbell Analytical, Inc. in Pittsburg, CA performed the analysis (see sublab report section for certifications). Please see the McCampbell Analytical, Inc. case narrative.



Enthalpy Analytical

931 W Barkely Ave, Orange, CA 92868
(714) 771-6900

Chain of Custody Record

Lab No: **550 965**
Page: **1** of **1**

Matrix: A = Air S = Soil/Solid
W = Water DW = Drinking Water SD = Sediment
PP = Pure Product SEA = Sea Water
SW = Swab T = Tissue WP = Wipe O = Other

Turn Around Time (rush by advanced notice only)

Standard: **X** 5 Day: **3** Day:
1 Day: **1** Day: **1** Custom TAT:

Preservatives:
1 = Na₂S₂O₃ 2 = HCl 3 = HNO₃
4 = H₂SO₄ 5 = NaOH 6 = Other
Sample Receipt Temp:
4.1 / 4.5
TR15 + 0.14
(lab use only)

CUSTOMER INFORMATION				PROJECT INFORMATION				Analysis Request				Test Instructions / Comments							
Company:	Chiquita Canyon Landfill	Name:	Steve Cassulo	Sample ID		Sampling Date		Sampling Time		Matrix		Container No. / Size		Pres.					
Report To:	Steve Cassulo	Number:	661-257-3655																
Email:	Steven.Cassulo@wasteconnections.com	P.O. #:																	
Address:	29201 Henry Mayo Drive	Address:																	
	Castaic, CA, 91384																		
Phone:	661-257-3655	Global ID:	L10003464243																
Fax:		Sampled By:	Paul Chang																

Quarterly MPars

cc report to:
pchang@changenvironmental.com Basic
EDD & GeoTracker EDF

Sample ID	Sampling Date	Sampling Time	Matrix	Container No. / Size	Pres.	VOCs (EPA 8260B)	1,4-Dioxane	Alkalinity, total	Bicarbonate as CaCO3	Ammonia-N, Nitrate-N	COD, Cl, SO4, TDS, TOC	B, Ca, Fe, K, Mg, Mn, Na	Bromide, Fluoride, Sulfide	Carbon dioxide
FP-01	1/15/26	1042	GW	13	var.	X	X	X	X	X	X	X	X	X
QC FB	1/15/26	1044	FB	3	↓	X								
QC TB	-	-	TB	2	↓	X								



Login 550965



Signature	Print Name	Company / Title	Date / Time
<i>[Signature]</i>	Paul Chang	CEI	1.15.26 1325
<i>[Signature]</i>	Jim Lin	SA-NH	1.15.26 1325
<i>[Signature]</i>	Jim Lin	SA-NH	1.16.26 9:00
<i>[Signature]</i>	GENA O	EPNH	1.16.26 9:00
<i>[Signature]</i>	GENA	EPNH	1.16.26 11:00
<i>[Signature]</i>	Nicole Mendoza	EA	1-16-26 11:00

SAMPLE RECEIPT CHECKLIST


Section 1: General Info

 Date Received: 1.15.26 WO# 550965 Client: Chiquita Syn
Section 2: Shipping / Custody

 Are custody seals present? Yes No

 Custody seals intact on arrival? N/A Yes No On cooler / box On samples

 Shipping Info: Walk in or Pickup
Section 3a: Condition / Packaging
 Outside 0.0 - 6.0°C (0.0 - 10.0°C for microbiology) (PM notified)

 Date Opened 1.15.26 By (initials) JWL Type of ice used: Wet Blue/Gel None

 Samples received on ice directly from the field; cooling process had begun. (if checked, skip temperatures)

 Sample matrix doesn't require cooling (e.g. air, bulk PCB). (if checked, skip temperatures)

 If no cooler: Observed/Adjusted Temp (°C): _____ / _____ Thermometer/IR Gun: IR03 CF: -0.7C

 Cooler Temp (°C) #1: 7.7 #2: 7.0 #3: _____ #4: _____ #5: _____ #6: _____

Section 3b: Microbiology Samples
 No microbiology samples submitted (skip 3b)

 Within temp range 0.0 - 10.0°C or received on ice directly from field.

 Adequate headspace for microbiology analysis.

Section 3c: Air Samples
 No air samples submitted (skip 3c)

 1.4L Canisters 6L Canisters Tedlar Bags MCE Cassettes Sorbent Tubes Other _____

Section 4: Containers / Labels / Samples

	YES	NO	N/A
1) Were custody papers present, filled properly, and legible?	X		
2) Is the sampler's name present on the CoC?	X		
3) Were containers received in good condition (unbroken / unopened / uncompromised)?	X		
4) Were the samples bagged? (required for microbiology samples; recommended for soil samples)	<input checked="" type="checkbox"/>		
5) Were all of, and only, the correct samples received?	X		
6) Are sample labels present, legible, and in agreement with the CoC?	X		
7) Does the container count match the CoC?	X		
8) Was sufficient sample volume / mass received for the analyses requested?	<input checked="" type="checkbox"/>		
9) Were samples received in proper containers for the analyses requested?	X		
10) Were samples received with > 1/2 holding time remaining?	X		
11) Are samples properly preserved as indicated by CoC / labels?	X		
12) Unpreserved VOAs received - If necessary, was the hold time changed in LIMS?	<input checked="" type="checkbox"/>		
13) Are VOA vials free from headspace/bubbles > 6mm?	<input checked="" type="checkbox"/>		

Section 5: Explanations / Comments
 PM notified

 Date Logged 1.15.26 By (print) JWL (sign) [Signature]
 Date Labeled 1.15.26 By (print) JWL (sign) [Signature]

SAMPLE RECEIPT CHECKLIST



Section 1: General Info

Date Received: 1/16/26 WO# 550965 Client: WASTECONNECTIONS

Section 2: Shipping / Custody

Are custody seals present? Yes No

Custody seals intact on arrival? N/A Yes No On cooler / box On samples

Courier Walk-In Field Sampling Shipping Info: _____

Section 3a: Condition / Packaging

Outside 0.0 - 6.0°C (0.0 - 10.0°C for microbiology) (PM notified)

Date Opened 1/16/26 By (initials) GXO Type of ice used: Wet Blue/Gel None

Samples received on ice directly from the field; cooling process had begun. (if checked, skip temperatures)

Sample matrix doesn't require cooling (e.g. air, bulk PCB). (if checked, skip temperatures)

If no cooler: Observed/Adjusted Temp (°C): _____ / _____ Thermometer/IR Gun: IR15 CF: +0.4

Cooler Temp (°C) #1: 4.1 / 4.5 #2: _____ / _____ #3: _____ / _____ #4: _____ / _____ #5: _____ / _____ #6: _____ / _____

Section 3b: Microbiology Samples

No microbiology samples submitted (skip 3b)

Within temp range 0.0 - 10.0°C or received on ice directly from field.

Adequate headspace for microbiology analysis.

Section 3c: Air Samples

No air samples submitted (skip 3c)

1.4L Canisters 6L Canisters Tedlar Bags MCE Cassettes Sorbent Tubes Other _____

Section 4: Containers / Labels / Samples

YES NO N/A

	YES	NO	N/A
1) Were custody papers present, filled properly, and legible?	X		
2) Is the sampler's name present on the CoC?	X		
3) Were containers received in good condition (unbroken / unopened / uncompromised)?	X		
4) Were the samples bagged? (required for microbiology samples; recommended for soil samples)			X
5) Were all of, and only, the correct samples received?	X		
6) Are sample labels present, legible, and in agreement with the CoC?	X		
7) Does the container count match the CoC?	X		
8) Was sufficient sample volume / mass received for the analyses requested?	X		
9) Were samples received in proper containers for the analyses requested?	X		
10) Were samples received with > 1/2 holding time remaining?		X	
11) Are samples properly preserved as indicated by CoC / labels?	X		
12) Unpreserved VOAs received - If necessary, was the hold time changed in LIMS?	X		
13) Are VOA vials free from headspace/bubbles > 6mm?	X		

Section 5: Explanations / Comments

(If no comments are made, then no discrepancies noted.)

4.10: Nitrate received with 1/2 holding time remaining

No additional discrepancies

Date Logged 1/15/26 By (print) JWL (sign) NA
 Date Labeled 1/15/26 By (print) JWL (sign) NA

Analysis Results for 550965

Steve Cassulo
 Waste Connections
 Chiquita Canyon Landfill
 29201 Henry Mayo Drive
 Castaic, CA 91384

Lab Job #: 550965
 Project No: GW MONITORING
 Location: CCLF Groundwater - Quarterly MPARS
 Date Received: 01/15/26

Sample ID: FP-01	Lab ID: 550965-001	Collected: 01/15/26 10:42
Matrix: Water		

550965-001 Analyte	Result	Qual	Units	RL	MDL	DF	Batch	Prepared	Analyzed	Chemist
Method: EPA 300.0 Prep Method: METHOD										
Fluoride	0.35		mg/L	0.20	0.073	1	392705	01/16/26 08:40	01/16/26 13:09	BPH
Chloride	100		mg/L	1.0	0.27	1	392705	01/16/26 08:40	01/16/26 13:09	BPH
Bromide	0.48		mg/L	0.30	0.060	1	392705	01/16/26 08:40	01/16/26 13:09	BPH
Nitrogen, Nitrate	0.07	J	mg/L	0.10	0.05	1	392705	01/16/26 08:40	01/16/26 13:09	BPH
Sulfate	370		mg/L	10	1.8	10	392705	01/16/26 08:40	01/16/26 13:27	BPH
Method: EPA 350.1 Prep Method: METHOD										
Ammonia-N	ND		mg/L	0.10	0.068	1	393008	01/20/26	01/20/26	JAK
Method: EPA 410.4 Prep Method: EPA 410.4										
Chemical Oxygen Demand	23		mg/L	4.0	2.0	1	393241	01/22/26	01/22/26	ARM
Method: EPA 6010B Prep Method: EPA 3015A										
Boron	0.47		mg/L	0.050	0.018	1	392811	01/17/26	01/17/26	KAM
Calcium	150		mg/L	1.0	0.46	1	392811	01/17/26	01/17/26	KAM
Iron	ND		mg/L	0.10	0.055	1	392811	01/17/26	01/17/26	KAM
Magnesium	31		mg/L	0.10	0.051	1	392811	01/17/26	01/17/26	KAM
Manganese	0.18		mg/L	0.010	0.0029	1	392811	01/17/26	01/17/26	KAM
Potassium	1.7		mg/L	0.50	0.50	1	392811	01/17/26	01/17/26	KAM
Sodium	130		mg/L	0.60	0.38	1	392811	01/17/26	01/17/26	KAM
Method: EPA 8260B Prep Method: EPA 5030B										
Freon 12	ND		ug/L	1.0	0.1	1	392832	01/17/26	01/17/26	EJB
Chloromethane	ND		ug/L	1.0	0.2	1	392832	01/17/26	01/17/26	EJB
Vinyl Chloride	ND		ug/L	0.5	0.1	1	392832	01/17/26	01/17/26	EJB
1,1-Dichloroethene	ND		ug/L	0.5	0.08	1	392832	01/17/26	01/17/26	EJB
Methylene Chloride	ND		ug/L	10	0.2	1	392832	01/17/26	01/17/26	EJB
1,1-Dichloroethane	ND		ug/L	0.5	0.1	1	392832	01/17/26	01/17/26	EJB
cis-1,2-Dichloroethene	ND		ug/L	0.5	0.09	1	392832	01/17/26	01/17/26	EJB
1,2-Dichloroethane	ND		ug/L	0.5	0.1	1	392832	01/17/26	01/17/26	EJB
Benzene	ND		ug/L	0.5	0.1	1	392832	01/17/26	01/17/26	EJB
Trichloroethene	ND		ug/L	0.5	0.1	1	392832	01/17/26	01/17/26	EJB
Tetrachloroethene	ND		ug/L	0.5	0.1	1	392832	01/17/26	01/17/26	EJB
1,4-Dichlorobenzene	ND		ug/L	0.5	0.2	1	392832	01/17/26	01/17/26	EJB
Surrogates										
Dibromofluoromethane	105%		%REC	70-130		1	392832	01/17/26	01/17/26	EJB
1,2-Dichloroethane-d4	117%		%REC	70-130		1	392832	01/17/26	01/17/26	EJB
Toluene-d8	93%		%REC	70-130		1	392832	01/17/26	01/17/26	EJB
Bromofluorobenzene	98%		%REC	70-130		1	392832	01/17/26	01/17/26	EJB

Analysis Results for 550965

550965-001 Analyte	Result	Qual	Units	RL	MDL	DF	Batch	Prepared	Analyzed	Chemist
Method: EPA 8270C-SIM Prep Method: EPA 3535										
1,4-Dioxane	4.7		ug/L	1.0	0.84	1	392920	01/19/26	01/21/26	MSS
Surrogates				Limits						
1,4-Dioxane-d8 (SUR)	103%		%REC	80-120		1	392920	01/19/26	01/21/26	MSS
Method: SM 4500-S2-D Prep Method: METHOD										
Sulfide	ND		mg/L	0.10		1	392790	01/16/26	01/16/26	TXC
Method: SM 5310B Prep Method: SM 5310B										
Total Organic Carbon	10		mg/L	1.0	0.49	1	392850	01/18/26	01/18/26	BDR
Method: SM2320B Prep Method: METHOD										
Alkalinity, Bicarbonate, as CaCO3	390		mg/L	5.0		2.5	393004	01/20/26	01/20/26	ARM
Alkalinity, Total as CaCO3	390		mg/L	5.0		2.5	393004	01/20/26	01/20/26	ARM
Method: SM2540C Prep Method: METHOD										
Total Dissolved Solids	1,100		mg/L	20		2	392935	01/19/26	01/20/26	RDL

Sample ID: QCFB **Lab ID: 550965-002** **Collected: 01/15/26 10:44**
Matrix: Water

550965-002 Analyte	Result	Qual	Units	RL	MDL	DF	Batch	Prepared	Analyzed	Chemist
Method: EPA 8260B Prep Method: EPA 5030B										
Freon 12	ND		ug/L	1.0	0.1	1	392832	01/17/26	01/17/26	EJB
Chloromethane	ND		ug/L	1.0	0.2	1	392832	01/17/26	01/17/26	EJB
Vinyl Chloride	ND		ug/L	0.5	0.1	1	392832	01/17/26	01/17/26	EJB
1,1-Dichloroethene	ND		ug/L	0.5	0.08	1	392832	01/17/26	01/17/26	EJB
Methylene Chloride	0.4	J	ug/L	10	0.2	1	392832	01/17/26	01/17/26	EJB
1,1-Dichloroethane	ND		ug/L	0.5	0.1	1	392832	01/17/26	01/17/26	EJB
cis-1,2-Dichloroethene	ND		ug/L	0.5	0.09	1	392832	01/17/26	01/17/26	EJB
1,2-Dichloroethane	ND		ug/L	0.5	0.1	1	392832	01/17/26	01/17/26	EJB
Benzene	ND		ug/L	0.5	0.1	1	392832	01/17/26	01/17/26	EJB
Trichloroethene	ND		ug/L	0.5	0.1	1	392832	01/17/26	01/17/26	EJB
Tetrachloroethene	ND		ug/L	0.5	0.1	1	392832	01/17/26	01/17/26	EJB
1,4-Dichlorobenzene	ND		ug/L	0.5	0.2	1	392832	01/17/26	01/17/26	EJB
Surrogates				Limits						
Dibromofluoromethane	104%		%REC	70-130		1	392832	01/17/26	01/17/26	EJB
1,2-Dichloroethane-d4	116%		%REC	70-130		1	392832	01/17/26	01/17/26	EJB
Toluene-d8	93%		%REC	70-130		1	392832	01/17/26	01/17/26	EJB
Bromofluorobenzene	94%		%REC	70-130		1	392832	01/17/26	01/17/26	EJB

Analysis Results for 550965

Sample ID: QCTB	Lab ID: 550965-003	Collected: 01/15/26
Matrix: Water		

550965-003 Analyte	Result	Qual	Units	RL	MDL	DF	Batch	Prepared	Analyzed	Chemist
Method: EPA 8260B										
Prep Method: EPA 5030B										
Freon 12	ND		ug/L	1.0	0.1	1	392832	01/17/26	01/17/26	EJB
Chloromethane	ND		ug/L	1.0	0.2	1	392832	01/17/26	01/17/26	EJB
Vinyl Chloride	ND		ug/L	0.5	0.1	1	392832	01/17/26	01/17/26	EJB
1,1-Dichloroethene	ND		ug/L	0.5	0.08	1	392832	01/17/26	01/17/26	EJB
Methylene Chloride	0.4	J	ug/L	10	0.2	1	392832	01/17/26	01/17/26	EJB
1,1-Dichloroethane	ND		ug/L	0.5	0.1	1	392832	01/17/26	01/17/26	EJB
cis-1,2-Dichloroethene	ND		ug/L	0.5	0.09	1	392832	01/17/26	01/17/26	EJB
1,2-Dichloroethane	ND		ug/L	0.5	0.1	1	392832	01/17/26	01/17/26	EJB
Benzene	ND		ug/L	0.5	0.1	1	392832	01/17/26	01/17/26	EJB
Trichloroethene	ND		ug/L	0.5	0.1	1	392832	01/17/26	01/17/26	EJB
Tetrachloroethene	0.2	J	ug/L	0.5	0.1	1	392832	01/17/26	01/17/26	EJB
1,4-Dichlorobenzene	ND		ug/L	0.5	0.2	1	392832	01/17/26	01/17/26	EJB
Surrogates				Limits						
Dibromofluoromethane	102%		%REC	70-130		1	392832	01/17/26	01/17/26	EJB
1,2-Dichloroethane-d4	115%		%REC	70-130		1	392832	01/17/26	01/17/26	EJB
Toluene-d8	92%		%REC	70-130		1	392832	01/17/26	01/17/26	EJB
Bromofluorobenzene	99%		%REC	70-130		1	392832	01/17/26	01/17/26	EJB

J Estimated value
 ND Not Detected

Batch QC

Type: Blank	Lab ID: QC1331347	Batch: 392705
Matrix: Water	Method: EPA 300.0	Prep Method: METHOD

QC1331347 Analyte	Result	Qual	Units	RL	MDL	Prepared	Analyzed
Fluoride	ND		mg/L	0.20	0.073	01/16/26 08:40	01/16/26 09:14
Chloride	ND		mg/L	1.0	0.27	01/16/26 08:40	01/16/26 09:14
Bromide	ND		mg/L	0.30	0.060	01/16/26 08:40	01/16/26 09:14
Nitrogen, Nitrate	ND		mg/L	0.10	0.05	01/16/26 08:40	01/16/26 09:14
Sulfate	ND		mg/L	1.0	0.18	01/16/26 08:40	01/16/26 09:14

Type: Lab Control Sample	Lab ID: QC1331348	Batch: 392705
Matrix: Water	Method: EPA 300.0	Prep Method: METHOD

QC1331348 Analyte	Result	Spiked	Units	Recovery	Qual	Limits
Fluoride	11.05	10.00	mg/L	110%		90-110
Chloride	51.00	50.00	mg/L	102%		90-110
Bromide	15.50	15.00	mg/L	103%		90-110
Nitrogen, Nitrate	4.684	4.518	mg/L	104%		90-110
Sulfate	27.35	25.00	mg/L	109%		90-110

Type: Matrix Spike	Lab ID: QC1331377	Batch: 392705
Matrix (Source ID): Water (550961-001)	Method: EPA 300.0	Prep Method: METHOD

QC1331377 Analyte	Result	Source Sample Result	Spiked	Units	Recovery	Qual	Limits	DF
Fluoride	25.54	0.3931	20.00	mg/L	126%		80-129	1
Chloride	186.5	66.34	100.0	mg/L	120%		80-123	1
Bromide	18.49	0.5019	15.00	mg/L	120%		80-121	1
Nitrogen, Nitrate	17.40	7.523	9.036	mg/L	109%		80-123	1
Sulfate	159.8	105.0	50.00	mg/L	110%	E	79-124	1

Type: Matrix Spike Duplicate	Lab ID: QC1331378	Batch: 392705
Matrix (Source ID): Water (550961-001)	Method: EPA 300.0	Prep Method: METHOD

QC1331378 Analyte	Result	Source Sample Result	Spiked	Units	Recovery	Qual	Limits	RPD	Lim	DF
Fluoride	21.98	0.3931	20.00	mg/L	108%		80-129	15	21	1
Chloride	171.2	66.34	100.0	mg/L	105%		80-123	9	20	1
Bromide	16.11	0.5019	15.00	mg/L	104%		80-121	14	20	1
Nitrogen, Nitrate	16.16	7.523	9.036	mg/L	96%		80-123	7	20	1
Sulfate	152.4	105.0	50.00	mg/L	95%	E	79-124		20	1

Batch QC

Type: Matrix Spike	Lab ID: QC1331521	Batch: 392705
Matrix (Source ID): Water (551035-002)	Method: EPA 300.0	Prep Method: METHOD

QC1331521 Analyte	Result	Source Sample Result	Spiked	Units	Recovery	Qual	Limits	DF
Fluoride	28.20	0.5668	20.00	mg/L	138%	*	80-129	1
Chloride	222.2	96.22	100.0	mg/L	126%	E,*	80-123	1
Bromide	20.16	0.4660	15.00	mg/L	131%	*	80-121	1
Nitrogen, Nitrate	12.27	0.4513	9.036	mg/L	131%	*	80-123	1
Sulfate	89.35	21.53	50.00	mg/L	136%	*	79-124	1

Type: Matrix Spike Duplicate	Lab ID: QC1331522	Batch: 392705
Matrix (Source ID): Water (551035-002)	Method: EPA 300.0	Prep Method: METHOD

QC1331522 Analyte	Result	Source Sample Result	Spiked	Units	Recovery	Qual	Limits	RPD	RPD Lim	DF
Fluoride	30.41	0.5668	20.00	mg/L	149%	*	80-129	8	21	1
Chloride	231.7	96.22	100.0	mg/L	135%	E,*	80-123		20	1
Bromide	21.80	0.4660	15.00	mg/L	142%	*	80-121	8	20	1
Nitrogen, Nitrate	13.22	0.4513	9.036	mg/L	141%	*	80-123	7	20	1
Sulfate	94.83	21.53	50.00	mg/L	147%	*	79-124	6	20	1

Type: Blank	Lab ID: QC1332427	Batch: 393008
Matrix: Water	Method: EPA 350.1	Prep Method: METHOD

QC1332427 Analyte	Result	Qual	Units	RL	MDL	Prepared	Analyzed
Ammonia-N	ND		mg/L	0.10	0.068	01/20/26	01/20/26

Type: Lab Control Sample	Lab ID: QC1332428	Batch: 393008
Matrix: Water	Method: EPA 350.1	Prep Method: METHOD

QC1332428 Analyte	Result	Spiked	Units	Recovery	Qual	Limits
Ammonia-N	0.9111	1.000	mg/L	91%		90-110

Type: Matrix Spike	Lab ID: QC1332429	Batch: 393008
Matrix (Source ID): Water (551059-001)	Method: EPA 350.1	Prep Method: METHOD

QC1332429 Analyte	Result	Source Sample Result	Spiked	Units	Recovery	Qual	Limits	DF
Ammonia-N	1.184	0.1974	1.000	mg/L	99%		90-110	1

Batch QC

Type: Matrix Spike Duplicate	Lab ID: QC1332430	Batch: 393008
Matrix (Source ID): Water (551059-001)	Method: EPA 350.1	Prep Method: METHOD

QC1332430 Analyte	Result	Source Sample Result	Spiked	Units	Recovery	Qual	Limits	RPD	RPD Lim	DF
Ammonia-N	1.159	0.1974	1.000	mg/L	96%		90-110	2	20	1

Type: Blank	Lab ID: QC1333241	Batch: 393241
Matrix: Water	Method: EPA 410.4	Prep Method: EPA 410.4

QC1333241 Analyte	Result	Qual	Units	RL	MDL	Prepared	Analyzed
Chemical Oxygen Demand	ND		mg/L	4.0	2.0	01/22/26	01/22/26

Type: Lab Control Sample	Lab ID: QC1333242	Batch: 393241
Matrix: Water	Method: EPA 410.4	Prep Method: EPA 410.4

QC1333242 Analyte	Result	Spiked	Units	Recovery	Qual	Limits
Chemical Oxygen Demand	97.00	100.0	mg/L	97%		90-110

Type: Matrix Spike	Lab ID: QC1333243	Batch: 393241
Matrix (Source ID): Water (550965-001)	Method: EPA 410.4	Prep Method: EPA 410.4

QC1333243 Analyte	Result	Source Sample Result	Spiked	Units	Recovery	Qual	Limits	DF
Chemical Oxygen Demand	110.0	23.00	100.0	mg/L	87%		75-125	2

Type: Matrix Spike Duplicate	Lab ID: QC1333244	Batch: 393241
Matrix (Source ID): Water (550965-001)	Method: EPA 410.4	Prep Method: EPA 410.4

QC1333244 Analyte	Result	Source Sample Result	Spiked	Units	Recovery	Qual	Limits	RPD	RPD Lim	DF
Chemical Oxygen Demand	108.0	23.00	100.0	mg/L	85%		75-125	2	20	2

Type: Matrix Spike	Lab ID: QC1333245	Batch: 393241
Matrix (Source ID): Water (551124-001)	Method: EPA 410.4	Prep Method: EPA 410.4

QC1333245 Analyte	Result	Source Sample Result	Spiked	Units	Recovery	Qual	Limits	DF
Chemical Oxygen Demand	92.00	ND	100.0	mg/L	92%		75-125	2

Batch QC

Type: Matrix Spike Duplicate	Lab ID: QC1333246	Batch: 393241
Matrix (Source ID): Water (551124-001)	Method: EPA 410.4	Prep Method: EPA 410.4

QC1333246 Analyte	Result	Source Sample Result	Spiked	Units	Recovery	Qual	Limits	RPD	RPD Lim	DF
Chemical Oxygen Demand	90.00	ND	100.0	mg/L	90%		75-125	2	20	2

Type: Blank	Lab ID: QC1331740	Batch: 392811
Matrix: Water	Method: EPA 6010B	Prep Method: EPA 3015A

QC1331740 Analyte	Result	Qual	Units	RL	MDL	Prepared	Analyzed
Boron	ND		mg/L	0.050	0.018	01/17/26	01/17/26
Calcium	ND		mg/L	0.46	0.46	01/17/26	01/17/26
Iron	ND		mg/L	0.055	0.055	01/17/26	01/17/26
Magnesium	ND		mg/L	0.10	0.051	01/17/26	01/17/26
Manganese	ND		mg/L	0.010	0.0029	01/17/26	01/17/26
Potassium	ND		mg/L	0.50	0.50	01/17/26	01/17/26
Sodium	ND		mg/L	0.50	0.38	01/17/26	01/17/26

Type: Lab Control Sample	Lab ID: QC1331741	Batch: 392811
Matrix: Water	Method: EPA 6010B	Prep Method: EPA 3015A

QC1331741 Analyte	Result	Spiked	Units	Recovery	Qual	Limits
Boron	0.3739	0.4000	mg/L	93%		80-120
Calcium	19.35	20.40	mg/L	95%		80-120
Iron	0.3781	0.4000	mg/L	95%		80-120
Magnesium	19.31	20.40	mg/L	95%		80-120
Manganese	0.3797	0.4000	mg/L	95%		80-120
Potassium	22.52	24.00	mg/L	94%		80-120
Sodium	18.98	20.40	mg/L	93%		80-120

Type: Matrix Spike	Lab ID: QC1331742	Batch: 392811
Matrix (Source ID): Water (550965-001)	Method: EPA 6010B	Prep Method: EPA 3015A

QC1331742 Analyte	Result	Source Sample Result	Spiked	Units	Recovery	Qual	Limits	DF
Boron	0.8546	0.4651	0.4000	mg/L	97%		75-125	1
Calcium	172.2	154.0	20.40	mg/L	89%	NM	75-125	1
Iron	0.3940	ND	0.4000	mg/L	98%		75-125	1
Magnesium	50.66	31.43	20.40	mg/L	94%		75-125	1
Manganese	0.5617	0.1808	0.4000	mg/L	95%		75-125	1
Potassium	24.99	1.657	24.00	mg/L	97%		75-125	1
Sodium	146.7	129.2	20.40	mg/L	86%	NM	75-125	1

Batch QC

Type: Matrix Spike Duplicate	Lab ID: QC1331743	Batch: 392811
Matrix (Source ID): Water (550965-001)	Method: EPA 6010B	Prep Method: EPA 3015A

QC1331743 Analyte	Result	Source Sample Result	Spiked	Units	Recovery	Qual	Limits	RPD	RPD Lim	DF
Boron	0.8486	0.4651	0.4000	mg/L	96%		75-125	1	20	1
Calcium	171.5	154.0	20.40	mg/L	85%	NM	75-125	0	20	1
Iron	0.3841	ND	0.4000	mg/L	96%		75-125	3	22	1
Magnesium	49.81	31.43	20.40	mg/L	90%		75-125	2	20	1
Manganese	0.5539	0.1808	0.4000	mg/L	93%		75-125	1	20	1
Potassium	24.16	1.657	24.00	mg/L	94%		75-125	3	20	1
Sodium	146.8	129.2	20.40	mg/L	86%	NM	75-125	0	20	1

Type: Serial Dilution	Lab ID: QC1331744	Batch: 392811
Matrix (Source ID): Water (551048-001)	Method: EPA 6010B	Prep Method: EPA 3015A

QC1331744 Analyte	Result	Source Sample Result	Units	Qual	RPD	RPD Lim	DF
Boron	77.30	79.79	mg/L				50
Calcium	6,595	6427	mg/L				50
Iron	631.2	606.9	mg/L				50
Magnesium	642.6	620.6	mg/L				50
Manganese	39.01	39.69	mg/L				50
Potassium	1,380	1429	mg/L				50
Sodium	4,505	4498	mg/L				50

Type: Lab Control Sample	Lab ID: QC1331819	Batch: 392832
Matrix: Water	Method: EPA 8260B	Prep Method: EPA 5030B

QC1331819 Analyte	Result	Spiked	Units	Recovery	Qual	Limits
1,1-Dichloroethene	46.85	50.00	ug/L	94%		69-128
MTBE	47.24	50.00	ug/L	94%		66-125
Benzene	47.42	50.00	ug/L	95%		76-121
Trichloroethene	42.66	50.00	ug/L	85%		76-124
Toluene	44.35	50.00	ug/L	89%		76-120
Chlorobenzene	44.44	50.00	ug/L	89%		78-120
Surrogates						
Dibromofluoromethane	50.78	50.00	ug/L	102%		70-130
1,2-Dichloroethane-d4	55.51	50.00	ug/L	111%		70-130
Toluene-d8	48.04	50.00	ug/L	96%		70-130
Bromofluorobenzene	46.74	50.00	ug/L	93%		70-130

Batch QC

Type: Lab Control Sample Duplicate	Lab ID: QC1331820	Batch: 392832
Matrix: Water	Method: EPA 8260B	Prep Method: EPA 5030B

QC1331820 Analyte	Result	Spiked	Units	Recovery	Qual	Limits	RPD	RPD Lim
1,1-Dichloroethene	48.39	50.00	ug/L	97%		69-128	3	23
MTBE	51.07	50.00	ug/L	102%		66-125	8	22
Benzene	50.40	50.00	ug/L	101%		76-121	6	21
Trichloroethene	45.24	50.00	ug/L	90%		76-124	6	22
Toluene	46.79	50.00	ug/L	94%		76-120	5	21
Chlorobenzene	46.70	50.00	ug/L	93%		78-120	5	20
Surrogates								
Dibromofluoromethane	52.08	50.00	ug/L	104%		70-130		
1,2-Dichloroethane-d4	58.98	50.00	ug/L	118%		70-130		
Toluene-d8	48.38	50.00	ug/L	97%		70-130		
Bromofluorobenzene	50.53	50.00	ug/L	101%		70-130		

Type: Blank	Lab ID: QC1331824	Batch: 392832
Matrix: Water	Method: EPA 8260B	Prep Method: EPA 5030B

QC1331824 Analyte	Result	Qual	Units	RL	MDL	Prepared	Analyzed
Freon 12	ND		ug/L	1.0	0.1	01/17/26	01/17/26
Chloromethane	ND		ug/L	1.0	0.2	01/17/26	01/17/26
Vinyl Chloride	ND		ug/L	0.5	0.1	01/17/26	01/17/26
1,1-Dichloroethene	ND		ug/L	0.5	0.08	01/17/26	01/17/26
Methylene Chloride	ND		ug/L	10	0.2	01/17/26	01/17/26
1,1-Dichloroethane	ND		ug/L	0.5	0.1	01/17/26	01/17/26
cis-1,2-Dichloroethene	ND		ug/L	0.5	0.09	01/17/26	01/17/26
1,2-Dichloroethane	ND		ug/L	0.5	0.1	01/17/26	01/17/26
Benzene	ND		ug/L	0.5	0.1	01/17/26	01/17/26
Trichloroethene	ND		ug/L	0.5	0.1	01/17/26	01/17/26
Tetrachloroethene	ND		ug/L	0.5	0.1	01/17/26	01/17/26
1,4-Dichlorobenzene	ND		ug/L	0.5	0.2	01/17/26	01/17/26
Surrogates				Limits			
Dibromofluoromethane	101%		%REC	70-130		01/17/26	01/17/26
1,2-Dichloroethane-d4	108%		%REC	70-130		01/17/26	01/17/26
Toluene-d8	97%		%REC	70-130		01/17/26	01/17/26
Bromofluorobenzene	96%		%REC	70-130		01/17/26	01/17/26

Batch QC

Type: Matrix Spike	Lab ID: QC1331825	Batch: 392832
Matrix (Source ID): Water (551048-002)	Method: EPA 8260B	Prep Method: EPA 5030B

QC1331825 Analyte	Result	Source Sample Result	Spiked	Units	Recovery	Qual	Limits	DF
1,1-Dichloroethene	1,140	ND	1000	ug/L	114%		62-131	50
MTBE	1,186	ND	1000	ug/L	119%		61-124	50
Benzene	1,226	39.33	1000	ug/L	119%		70-123	50
Trichloroethene	1,034	ND	1000	ug/L	103%		65-131	50
Toluene	1,086	13.99	1000	ug/L	107%		69-120	50
Chlorobenzene	1,092	ND	1000	ug/L	109%		72-121	50
Surrogates								
Dibromofluoromethane	2,583		2500	ug/L	103%		70-130	50
1,2-Dichloroethane-d4	2,916		2500	ug/L	117%		70-130	50
Toluene-d8	2,355		2500	ug/L	94%		70-130	50
Bromofluorobenzene	2,427		2500	ug/L	97%		70-130	50

Type: Matrix Spike Duplicate	Lab ID: QC1331826	Batch: 392832
Matrix (Source ID): Water (551048-002)	Method: EPA 8260B	Prep Method: EPA 5030B

QC1331826 Analyte	Result	Source Sample Result	Spiked	Units	Recovery	Qual	Limits	RPD	RPD Lim	DF
1,1-Dichloroethene	815.1	ND	1000	ug/L	82%		62-131	33*	31	50
MTBE	914.7	ND	1000	ug/L	91%		61-124	26	30	50
Benzene	900.9	39.33	1000	ug/L	86%		70-123	31	31	50
Trichloroethene	760.6	ND	1000	ug/L	76%		65-131	30	31	50
Toluene	787.5	13.99	1000	ug/L	77%		69-120	32*	29	50
Chlorobenzene	792.0	ND	1000	ug/L	79%		72-121	32*	29	50
Surrogates										
Dibromofluoromethane	2,659		2500	ug/L	106%		70-130			50
1,2-Dichloroethane-d4	2,955		2500	ug/L	118%		70-130			50
Toluene-d8	2,406		2500	ug/L	96%		70-130			50
Bromofluorobenzene	2,397		2500	ug/L	96%		70-130			50

Type: Blank	Lab ID: QC1332158	Batch: 392920
Matrix: Water	Method: EPA 8270C-SIM	Prep Method: EPA 3535

QC1332158 Analyte	Result	Qual	Units	RL	MDL	Prepared	Analyzed
1,4-Dioxane	ND		ug/L	1.0	0.84	01/19/26	01/20/26
Surrogates							
1,4-Dioxane-d8 (SUR)	95%		%REC	80-120		01/19/26	01/20/26

Batch QC

Type: Lab Control Sample	Lab ID: QC1332159	Batch: 392920
Matrix: Water	Method: EPA 8270C-SIM	Prep Method: EPA 3535

QC1332159 Analyte	Result	Spiked	Units	Recovery	Qual	Limits
1,4-Dioxane	9.395	10.00	ug/L	94%		79-120
Surrogates						
1,4-Dioxane-d8 (SUR)	10.20	10.00	ug/L	102%		80-120

Type: Lab Control Sample Duplicate	Lab ID: QC1332160	Batch: 392920
Matrix: Water	Method: EPA 8270C-SIM	Prep Method: EPA 3535

QC1332160 Analyte	Result	Spiked	Units	Recovery	Qual	Limits	RPD	RPD Lim
1,4-Dioxane	9.602	10.00	ug/L	96%		79-120	2	20
Surrogates								
1,4-Dioxane-d8 (SUR)	10.05	10.00	ug/L	101%		80-120		

Type: Blank	Lab ID: QC1331658	Batch: 392790
Matrix: Water	Method: SM 4500-S2-D	Prep Method: METHOD

QC1331658 Analyte	Result	Qual	Units	RL	MDL	Prepared	Analyzed
Sulfide	ND		mg/L	0.10		01/16/26	01/16/26

Type: Lab Control Sample	Lab ID: QC1331659	Batch: 392790
Matrix: Water	Method: SM 4500-S2-D	Prep Method: METHOD

QC1331659 Analyte	Result	Spiked	Units	Recovery	Qual	Limits
Sulfide	0.9000	1.000	mg/L	90%		90-110

Type: Matrix Spike	Lab ID: QC1331695	Batch: 392790
Matrix (Source ID): Water (550799-001)	Method: SM 4500-S2-D	Prep Method: METHOD

QC1331695 Analyte	Result	Source Sample Result	Spiked	Units	Recovery	Qual	Limits	DF
Sulfide	0.9000	ND	1.000	mg/L	90%		80-120	1

Type: Matrix Spike Duplicate	Lab ID: QC1331696	Batch: 392790
Matrix (Source ID): Water (550799-001)	Method: SM 4500-S2-D	Prep Method: METHOD

QC1331696 Analyte	Result	Source Sample Result	Spiked	Units	Recovery	Qual	Limits	RPD	RPD Lim	DF
Sulfide	0.8000	ND	1.000	mg/L	80%		80-120	12	20	1

Batch QC

Type: Blank	Lab ID: QC1331905	Batch: 392850
Matrix: Water	Method: SM 5310B	Prep Method: SM 5310B

QC1331905 Analyte	Result	Qual	Units	RL	MDL	Prepared	Analyzed
Total Organic Carbon	ND		mg/L	1.0	0.49	01/18/26	01/18/26

Type: Lab Control Sample	Lab ID: QC1331906	Batch: 392850
Matrix: Water	Method: SM 5310B	Prep Method: SM 5310B

QC1331906 Analyte	Result	Spiked	Units	Recovery	Qual	Limits
Total Organic Carbon	23.96	25.00	mg/L	96%		85-115

Type: Matrix Spike	Lab ID: QC1331907	Batch: 392850
Matrix (Source ID): Water (550696-001)	Method: SM 5310B	Prep Method: SM 5310B

QC1331907 Analyte	Result	Source Sample Result	Spiked	Units	Recovery	Qual	Limits	DF
Total Organic Carbon	32.80	7.538	25.00	mg/L	101%		75-125	1

Type: Matrix Spike Duplicate	Lab ID: QC1331908	Batch: 392850
Matrix (Source ID): Water (550696-001)	Method: SM 5310B	Prep Method: SM 5310B

QC1331908 Analyte	Result	Source Sample Result	Spiked	Units	Recovery	Qual	Limits	RPD	RPD Lim	DF
Total Organic Carbon	28.95	7.538	25.00	mg/L	86%		75-125	12	25	1

Type: Blank	Lab ID: QC1332445	Batch: 393004
Matrix: Water	Method: SM2320B	Prep Method: METHOD

QC1332445 Analyte	Result	Qual	Units	RL	MDL	Prepared	Analyzed
Alkalinity, Bicarbonate, as CaCO3	ND		mg/L	2.0		01/20/26	01/20/26
Alkalinity, Total as CaCO3	ND		mg/L	2.0		01/20/26	01/20/26

Type: Lab Control Sample	Lab ID: QC1332446	Batch: 393004
Matrix: Water	Method: SM2320B	Prep Method: METHOD

QC1332446 Analyte	Result	Spiked	Units	Recovery	Qual	Limits
Alkalinity, Total as CaCO3	96.23	100.0	mg/L	96%		90-110

Type: Sample Duplicate	Lab ID: QC1332447	Batch: 393004
Matrix (Source ID): Water (550514-001)	Method: SM2320B	Prep Method: METHOD

QC1332447 Analyte	Result	Source Sample Result	Units	Qual	RPD	RPD Lim	DF
Alkalinity, Bicarbonate, as CaCO3	617.9	617.9	mg/L		0	20	2.5
Alkalinity, Total as CaCO3	617.9	617.9	mg/L		0	20	2.5

Batch QC

Type: Blank	Lab ID: QC1332193	Batch: 392935
Matrix: Water	Method: SM2540C	Prep Method: METHOD

QC1332193 Analyte	Result	Qual	Units	RL	MDL	Prepared	Analyzed
Total Dissolved Solids	ND		mg/L	20		01/19/26	01/20/26

Type: Lab Control Sample	Lab ID: QC1332194	Batch: 392935
Matrix: Water	Method: SM2540C	Prep Method: METHOD

QC1332194 Analyte	Result	Spiked	Units	Recovery	Qual	Limits
Total Dissolved Solids	964.0	1000	mg/L	96%		90-110

Type: Sample Duplicate	Lab ID: QC1332198	Batch: 392935
Matrix (Source ID): Water (550816-001)	Method: SM2540C	Prep Method: METHOD

QC1332198 Analyte	Result	Source Sample Result	Units	Qual	RPD	RPD Lim	DF
Total Dissolved Solids	908.0	900.0	mg/L		1	5	2

Type: Sample Duplicate	Lab ID: QC1332199	Batch: 392935
Matrix (Source ID): Water (550886-007)	Method: SM2540C	Prep Method: METHOD

QC1332199 Analyte	Result	Source Sample Result	Units	Qual	RPD	RPD Lim	DF
Total Dissolved Solids	2,440	2366	mg/L		3	5	2

- * Value is outside QC limits
- E Response exceeds instrument's linear range
- ND Not Detected
- NM Not Meaningful

Laboratory Job Number 550965

Subcontracted Products

McCampbell Analytical, Inc.



McC Campbell Analytical, Inc.

"When Quality Counts"

Analytical Report

WorkOrder: 2601968

Report Created for: Enthalpy Analytical

931 West Barkley Avenue
Orange, CA 92868

Project Contact: David Tripp

Project P.O.: 079649

Project: EO-550965

Project Location:

Project Received: 01/16/2026

Analytical Report reviewed & approved for release on 01/26/2026 by:

Yen Cao

Yen Cao

Project Manager

McC Campbell Analytical Inc. is not accredited for all the testing in this report. The report shall not be reproduced except in full, without the written approval of the laboratory. The analytical results relate only to the items tested.





Glossary of Terms & Qualifier Definitions

Client: Enthalpy Analytical

WorkOrder: 2601968

Project: EO-550965

Glossary Abbreviation

%D	Serial Dilution Percent Difference
95% Interval	95% Confident Interval
CCV	Continuing Calibration Verification.
CCV REC (%)	% recovery of Continuing Calibration Verification.
CPT	Consumer Product Testing not NELAP Accredited
DF	Dilution Factor
DI WET	(DISTLC) Waste Extraction Test using DI water
DISS	Dissolved (direct analysis of 0.45 µm filtered and acidified water sample)
DLT	Dilution Test (Serial Dilution)
DUP	Duplicate
EDL	Estimated Detection Limit
ERS	External reference sample. Second source calibration verification.
ITEF	International Toxicity Equivalence Factor
LCS	Laboratory Control Sample
LCS2	Second LCS for the batch. Spike level is lower than that for the first LCS; applicable to method 1633.
LQL	Lowest Quantitation Level
MB	Method Blank
MB IS/SS % Rec	% Recovery of Internal Standard or Surrogate in Method Blank, if applicable
MB SS % Rec	% Recovery of Surrogate in Method Blank, if applicable
MDL	Method Detection Limit ¹
ML	Minimum Level of Quantitation
MS	Matrix Spike
MSD	Matrix Spike Duplicate
NA	Not Applicable
ND	Not detected at or above the indicated MDL or RL.
NR	Data Not Reported due to matrix interference or insufficient sample amount.
PDS	Post Digestion Spike
PF	Prep Factor
RD	Relative Difference
RL	Reporting Limit ²
RPD	Relative Percent Difference
RRT	Relative Retention Time
RSD	Relative Standard Deviation
SNR	Surrogate is diluted out of the calibration range

¹ MDL is the minimum measured concentration of a substance that can be reported with 99% confidence that the measured concentration is distinguishable from method blank results. Definition and Procedure for the Determination of the Method Detection Limit, Revision 2, 40CFR, Part 136, Appendix B, EPA 821-R-16-006, December 2016. Values are based upon our default extraction volume/amount and are subject to change.

² RL is the lowest level that can be reliably determined within specified limits of precision and accuracy during routine laboratory operating conditions. (The RL cannot be lower than the lowest calibration standard used in the initial calibration of the instrument and must be greater than the MDL.) Values are based upon our default extraction volume/amount and are subject to change.



Glossary of Terms & Qualifier Definitions

Client: Enthalpy Analytical

WorkOrder: 2601968

Project: EO-550965

SPK Val	Spike Value
SPKRef Val	Spike Reference Value
SPLP	Synthetic Precipitation Leachate Procedure
ST	Sorbent Tube
TCLP	Toxicity Characteristic Leachate Procedure
TEQ	Toxicity Equivalents
TNTC	"Too Numerous to Count;" greater than 250 colonies observed on the plate.
TPH-Diesel	Sample results for semi-volatile TPH (diesel, kerosene, oil, etc) were calculated using a background subtraction procedure to correct for instrument baseline rise (column bleed) as described in Sec 7.7.2.2 of EPA 8015 B, C.
TZA	TimeZone Net Adjustment for sample collected outside of MAI's Coordinated Universal Time (UTC). (Adjustment for Daylight Saving is not accounted.)
WET (STLC)	Waste Extraction Test (Soluble Threshold Limit Concentration)



Analytical Report

Client: Enthalpy Analytical
Date Received: 01/16/2026 10:52
Date Prepared: 01/21/2026
Project: EO-550965

WorkOrder: 2601968
Extraction Method: RSK175
Analytical Method: RSK175
Unit: µg/L

Dissolved Carbon Dioxide by RSK 175

Client ID	Lab ID	Matrix	Date Collected	Instrument FileID	Batch ID
FP-01	2601968-001A	Water	01/15/2026 10:42	GC26 0121261006.D	334106

Analytes	Result	MDL	RL	DF	Date Analyzed
Carbon Dioxide	30,000	1000	1000	20	01/21/2026 13:47

Analyst(s): CLO



Quality Control Report

Client: Enthalpy Analytical
Date Prepared: 01/21/2026
Date Analyzed: 01/21/2026
Instrument: GC26
Matrix: Water
Project: EO-550965

WorkOrder: 2601968
BatchID: 334106
Extraction Method: RSK175
Analytical Method: RSK175
Unit: µg/L
Sample ID: MB/LCS/LCSD-334106

QC Summary Report for RSK175

Analyte	MB Result	MDL	RL			
Carbon Dioxide	ND	50	50	-	-	-

Analyte	LCS Result	LCSD Result	SPK Val	LCS %REC	LCSD %REC	LCS/LCSD Limits	RPD	RPD Limit
Carbon Dioxide	180	150	187.2	94	82	70-130	12.6	30



1534 Willow Pass Rd
Pittsburg, CA 94565-1701
(925) 252-9262

WaterTrax CLIP EDF

CHAIN-OF-CUSTODY RECORD

WorkOrder: 2601968 **ClientCode: ENO** **QuoteID: 262776**
 EQuIS Dry-Weight Email HardCopy ThirdParty J-flag
 Detection Summary Excel [A1_Standard_QC]

Report to:

David Tripp
Enthalpy Analytical
931 West Barkley Avenue
Orange, CA 92868
657-581-4710 FAX:

Email: david.tripp@enthalpy.com
cc/3rd Party: incomingreports@enthalpy.com;
PO: 079649
Project: EO-550965

Bill to:

Accounts Payable/Enthalpy SoCal
Montrose Environmental Group
PO Box 842165
Boston, MA 02284-2165
003EL_ap@montrose-env.com

Requested TAT: 5 days;

Date Received: **01/16/2026**
Date Logged: **01/16/2026**

Lab ID	ClientSampID	Matrix	Collection Date	Hold	Requested Tests (See legend below)												
					1	2	3	4	5	6	7	8	9	10	11	12	
2601968-001	FP-01	Water	1/15/2026 10:42	<input type="checkbox"/>	A	A											

Test Legend:

1	PRDisposal Fee	2	RSK175_CO2_W	3		4	
5		6		7		8	
9		10		11		12	

Project Manager: Jena Alfaro

Prepared by: Agustina Venegas

Comments:

NOTE: Soil samples are discarded 60 days after receipt unless other arrangements are made (Water samples are 30 days).
Hazardous samples will be returned to client or disposed of at client expense.



WORK ORDER SUMMARY

Client Name: ENTHALPY ANALYTICAL

Project: EO-550965

Work Order: 2601968

Client Contact: David Tripp

QC Level: LEVEL 2

Contact's Email: david.tripp@enthalpy.com

Comments:

Date Logged: 1/16/2026

WaterTrax CLIP EDF Excel EQUIS Email HardCopy ThirdParty J-flag

LabID	ClientSampID	Matrix	Test Name	Cont./Comp.	Bottle & Preservative	U**	Head Space	Dry-Weight	Collection Date & Time	TAT	Test Due Date	Sediment Content	Hold	Sub Out
001A	FP-01	Water	RSK175 (CO2)	2	VOA, Unpres	<input type="checkbox"/>	<input type="checkbox"/>	<input type="checkbox"/>	1/15/2026 10:42	5 days	1/26/2026	None	<input type="checkbox"/>	<input type="checkbox"/>

NOTES: * STLC and TCLP extractions require 2 days to complete; therefore, all TATs begin after the extraction is completed (i.e., One-day TAT yields results in 3 days from sample submission).

- ISM prep requires 5 to 10 days to complete; therefore, all TATs begin after the extraction is completed (i.e., One-day TAT yields results in 6 to 11 days from sample submission). Due date listed on WO summary will not accurately reflect the time needed for sample preparation.

- Organic extracts are held for 40 days before disposal; Inorganic extract are held for 30 days.

- MAI assumes that all material present in the provided sampling container is considered part of the sample - MAI does not exclude any material from the sample prior to sample preparation unless requested in writing by the client.

U** = An unpreserved container was received for a method that suggests a preservation in order to extend hold time for analysis.

2601968



931 West Barkley Ave
Orange, CA 92868
(714) 771-6900

Subcontract Laboratory:
McCampbell Analytical, Inc.
1534 Willow Pass Rd.
Pittsburg, CA 94565
ATTN: Quote ID: 252619
PO #: PO-079649

Enthalpy Order: EO-550965
PM: David Tripp
Email: david.tripp@enthalpy.com
CC: incomingreports@enthalpy.com
Phone: 657-581-4710

Results Due: Standard TAT
Report Level: II
Report To: MDL
EDDs: Standard Excel
EDD

Notes:

Sample ID	Collected	Lab ID	# Cont.	Matrix	Analysis Requested	Comment
FP-01	15-JAN-2026 10:42	550965-001	2	Water	RSK-175 CO2	

Notes:	Relinquished By:	Received By:
	<i>[Signature]</i>	<i>GLS</i>
	Date: 1-15-26 3pm	Date: 1-15-26
	<i>GLS</i>	<i>[Signature]</i>
	Date: 1-16-26	Date: 1/16/26 10:52
	Date:	Date:

*D. Lichter
1/23/26*

1 of 1
GSO: 5163969423



Sample Receipt Checklist

Client Name: Enthalpy Analytical
 Project: EO-550965

Date and Time Received: 1/16/2026 10:52
 Date Logged: 1/16/2026
 Received by: Agustina Venegas
 Logged by: Agustina Venegas

WorkOrder No: 2601968 Matrix: Water
 Carrier: Golden State Overnight

Chain of Custody (COC) Information

Chain of custody present?	Yes <input checked="" type="checkbox"/>	No <input type="checkbox"/>	
Chain of custody signed when relinquished and received?	Yes <input checked="" type="checkbox"/>	No <input type="checkbox"/>	
Chain of custody agrees with sample labels?	Yes <input checked="" type="checkbox"/>	No <input type="checkbox"/>	
Sample IDs noted by Client on COC?	Yes <input checked="" type="checkbox"/>	No <input type="checkbox"/>	
Date and Time of collection noted by Client on COC?	Yes <input checked="" type="checkbox"/>	No <input type="checkbox"/>	
Sampler's name noted on COC?	Yes <input type="checkbox"/>	No <input checked="" type="checkbox"/>	
COC agrees with Quote?	Yes <input type="checkbox"/>	No <input checked="" type="checkbox"/>	NA <input type="checkbox"/>
COC quote is active?	Yes <input checked="" type="checkbox"/>	No <input type="checkbox"/>	NA <input type="checkbox"/>

Sample Receipt Information

Custody seals intact on shipping container/cooler?	Yes <input type="checkbox"/>	No <input type="checkbox"/>	NA <input checked="" type="checkbox"/>
Custody seals intact on sample bottles?	Yes <input type="checkbox"/>	No <input type="checkbox"/>	NA <input checked="" type="checkbox"/>
Shipping container/cooler in good condition?	Yes <input checked="" type="checkbox"/>	No <input type="checkbox"/>	
Samples in proper containers/bottles?	Yes <input checked="" type="checkbox"/>	No <input type="checkbox"/>	
Sample containers intact?	Yes <input checked="" type="checkbox"/>	No <input type="checkbox"/>	
Sufficient sample volume for indicated test?	Yes <input checked="" type="checkbox"/>	No <input type="checkbox"/>	

Sample Preservation and Hold Time (HT) Information

All samples received within holding time?	Yes <input checked="" type="checkbox"/>	No <input type="checkbox"/>	NA <input type="checkbox"/>
Samples Received on Ice?	Yes <input checked="" type="checkbox"/>	No <input type="checkbox"/>	

(Ice Type: WET ICE)

Sample/Temp Blank temperature		Temp: 0.1°C	NA <input type="checkbox"/>
ZHS conditional analyses: VOA meets zero headspace requirement (VOCs, TPHg/BTEX, RSK)?	Yes <input checked="" type="checkbox"/>	No <input type="checkbox"/>	NA <input type="checkbox"/>
Sample labels checked for correct preservation?	Yes <input checked="" type="checkbox"/>	No <input type="checkbox"/>	
pH acceptable upon receipt (Metal: <2)?	Yes <input type="checkbox"/>	No <input type="checkbox"/>	NA <input checked="" type="checkbox"/>

UCMR Samples:

pH tested and acceptable upon receipt (200.7: ≤2; 533: 6 - 8; 537.1: 6 - 8)?	Yes <input type="checkbox"/>	No <input type="checkbox"/>	NA <input checked="" type="checkbox"/>
Free Chlorine tested and acceptable upon receipt (<0.1mg/L) [not applicable to 200.7]?	Yes <input type="checkbox"/>	No <input type="checkbox"/>	NA <input checked="" type="checkbox"/>

Comments:



Enthalpy Analytical
931 West Barkley Ave
Orange, CA 92868
(714) 771-6900

enthalpy.com

Lab Job Number : 551124
Report Level : II
Report Date : 01/30/2026

Analytical Report *prepared for:*

Dylan Smith
Waste Connections
Chiquita Canyon Landfill
29201 Henry Mayo Drive
Castaic, CA 91384

Project: GW MONITORING - CCLF Groundwater - Quarterly MPARS

Authorized for release by:

David Tripp, Project Manager
657-581-4710
david.tripp@enthalpy.com

This data package has been reviewed for technical correctness and completeness. Release of this data has been authorized by the Laboratory Manager or the Manager's designee, as verified by the above signature which applies to this PDF file as well as any associated electronic data deliverable files. The results contained in this report meet all requirements of NELAP and pertain only to those samples which were submitted for analysis. This report may be reproduced only in its entirety.

CA ELAP# 1338, CA ELAP #1338-S1, NELAP# 4038, SCAQMD LAP# 18LA0518, LACSD ID# 10105, ORELAP# 4197

Sample Summary

Dylan Smith	Lab Job #:	551124
Waste Connections	Project No:	GW MONITORING
Chiquita Canyon Landfill	Location:	CCLF Groundwater - Quarterly MPARS
29201 Henry Mayo Drive	Date Received:	01/19/26
Castaic, CA 91384		

Sample ID	Lab ID	Collected	Matrix
DW-17	551124-001	01/19/26 09:11	Water
DW-9	551124-002	01/19/26 10:44	Water
DW-15	551124-003	01/19/26 11:56	Water
DW-30	551124-004	01/19/26 12:54	Water
QCFB	551124-005	01/19/26 12:56	Water
QCTB	551124-006	01/19/26 00:00	Water

Case Narrative

Waste Connections	Lab Job Number: 551124
Chiquita Canyon Landfill	Project No: GW MONITORING
29201 Henry Mayo Drive	Location: CCLF Groundwater - Quarterly
Castaic, CA 91384	MPARS
Dylan Smith	Date Received: 01/19/26

This data package contains sample and QC results for six water samples, requested for the above referenced project on 01/20/26. The samples were received in good condition.

Volatile Organics by GC/MS (EPA 8260B):

No analytical problems were encountered.

Semivolatile Organics by GC/MS SIM (EPA 8270C-SIM):

No analytical problems were encountered.

Total Organic Carbon by IR (SM 5310B):

No analytical problems were encountered.

Metals (EPA 6010B):

- Calcium and iron were detected between the MDL and the RL in the method blank for batch 393036; these analytes were either not detected in samples at or above the RL, or detected at a level at least 10 times that of the blank.
- No other analytical problems were encountered.

Ion Chromatography (EPA 300.0):

- Responses exceeding the instrument's linear range were observed for nitrogen, nitrate and sulfate in the MS/MSD for batch 393028; affected data was qualified with "E".
- No other analytical problems were encountered.

Chemical Oxygen Demand by EPA 410.4 (EPA 410.4):

No analytical problems were encountered.

Alkalinity (SM2320B):

No analytical problems were encountered.

Sulfide (SM 4500-S2-D):

No analytical problems were encountered.

Total Dissolved Solids (TDS) (SM2540C):

No analytical problems were encountered.

Chemical Oxygen Demand (EPA 410.4):

No analytical problems were encountered.

Ammonia and TKN- Semi-Automated Method (SM 4500-NH3-G):

No analytical problems were encountered.

RSK-175 CO2 (RSK-175):

McCampbell Analytical, Inc. in Pittsburg, CA performed the analysis (see sublab report section for certifications). Please see the McCampbell Analytical, Inc. case narrative.

ENTHALPY ANALYTICAL

Enthalpy Analytical

931 W Barkely Ave, Orange, CA 92868

(714) 771-6900

Chain of Custody Record

Lab No: 551124

Page: 1 of 1

Matrix: A = Air S = Soil/Solid
 W = Water DW = Drinking Water SD = Sediment
 PP = Pure Product SEA = Sea Water
 SW = Swab T = Tissue WP = Wipe O = Other

Turn Around Time (rush by advanced notice only)

Standard: X 5 Day: 3 Day:
 2 Day: 1 Day: Custom TAT:

Sample Receipt Temp:

Preservatives:
 1 = Na₂S₂O₃ 2 = HCl 3 = HNO₃
 4 = H₂SO₄ 5 = NaOH 6 = Other

(lab use only)

PROJECT INFORMATION

Company: Chiquita Canyon Landfill Name: Steve Cassulo
 Report To: Steve Cassulo Number: 661-257-3655
 Email: Steven.Cassulo@wasteconnections.com P.O. #:
 Address: 29201 Henry Mayo Drive Address:
 Castaic, CA, 91384
 Phone: 661-257-3655 Global ID: L10003464243
 Fax: Sampled By: Paul Chang

CUSTOMER INFORMATION

Analysis Request
 VOCs (EPA 826B) 1,4-Dioxane Alkalinity, total
 Bicarbonate as CaCO3 Ammonia-N, Nitrate-N
 COD, Cl, SO4, TDS, TOC B, Ca, Fe, K, Mg, Mn, Na
 Bromide, Fluoride, Sulfide Carbon dioxide

Test Instructions / Comments

Quarterly MPars
 cc report to:
 pchang@changenvironmental.com Basic
 EDD & GeoTracker EDF

1R.2
 1.4/4.6
 10.2

Sample ID	Sampling Date	Sampling Time	Matrix	Container No. / Size	Pres.
1 DW-17	11/9/26	911	GW	13	var.
2 DW-9		1044			
3 DW-15		1156			
4 DW-30		1254			
5 QCPB		1256	FB	3	
6 QCTB			TB	2	
7					
8					
9					
10					



Signature	Print Name	Company / Title	Date / Time
<i>[Signature]</i>	Paul Chang	CEI	1.19.26 1410
<i>[Signature]</i>	Jim Lin	SA-NH	1.19.26 1410
<i>[Signature]</i>	Jim Lin	SA-NH	1.20.26 8:20
<i>[Signature]</i>	JEMAO	EA-NH	1.20.26 8:20
<i>[Signature]</i>	JEMAO	EA-NH	1.20.26 8:20
<i>[Signature]</i>	JEMAO	EA-NH	1.20.26 1136

Relinquished By: *[Signature]*
 Received By: *[Signature]*
 Relinquished By: *[Signature]*
 Received By: *[Signature]*
 Relinquished By: *[Signature]*
 Received By: *[Signature]*

1.20-26 1230 - Rec By: *[Signature]*
 NCM EA 1-20-26 12:30

SAMPLE RECEIPT CHECKLIST


Section 1: General Info

 Date Received: 1-19-26 WO# 551124 Client: Chiquita Cyn Landfill
Section 2: Shipping / Custody

 Are custody seals present? Yes No

 Custody seals intact on arrival? N/A Yes No On cooler / box On samples

 Shipping Info: Walk in or Pickup
Section 3a: Condition / Packaging
 Outside 0.0 - 6.0°C (0.0 - 10.0°C for microbiology) (PM notified)

 Date Opened 1-19-26 By (initials) JWL Type of ice used: Wet Blue/Gel None

 Samples received on ice directly from the field; cooling process had begun. (if checked, skip temperatures)

 Sample matrix doesn't require cooling (e.g. air, bulk PCB). (if checked, skip temperatures)

 If no cooler: Observed/Adjusted Temp (°C): _____ / _____ Thermometer/IR Gun: IR03 CF: -0.7C

 Cooler Temp (°C) #1: 8.9 / 8.2 #2: _____ / _____ #3: _____ / _____ #4: _____ / _____ #5: _____ / _____ #6: _____ / _____

Section 3b: Microbiology Samples
 No microbiology samples submitted (skip 3b)

 Within temp range 0.0 - 10.0°C or received on ice directly from field.

 Adequate headspace for microbiology analysis.

Section 3c: Air Samples
 No air samples submitted (skip 3c)

 1.4L Canisters 6L Canisters Tedlar Bags MCE Cassettes Sorbent Tubes Other _____

Section 4: Containers / Labels / Samples

	YES	NO	N/A
1) Were custody papers present, filled properly, and legible?	X		
2) Is the sampler's name present on the CoC?	X		
3) Were containers received in good condition (unbroken / unopened / uncompromised)?	X		
4) Were the samples bagged? (required for microbiology samples; recommended for soil samples)	X		
5) Were all of, and only, the correct samples received?	X		
6) Are sample labels present, legible, and in agreement with the CoC?	X		
7) Does the container count match the CoC?	X		
8) Was sufficient sample volume / mass received for the analyses requested?	X		
9) Were samples received in proper containers for the analyses requested?	X		
10) Were samples received with > 1/2 holding time remaining?	X		
11) Are samples properly preserved as indicated by CoC / labels?	X		
12) Unpreserved VOAs received - If necessary, was the hold time changed in LIMS?			X
13) Are VOA vials free from headspace/bubbles > 6mm?	X		

Section 5: Explanations / Comments
 PM notified

 Date Logged 1-19-26 By (print) JWL (sign) [Signature]
 Date Labeled 1-19-26 By (print) JWL (sign) [Signature]

SAMPLE RECEIPT CHECKLIST


Section 1: General Info

 Date Received: 1/20/26 WO# 551124 Client: WASTECONNECTIONS
Section 2: Shipping / Custody

 Are custody seals present? Yes No

 Custody seals intact on arrival? N/A Yes No On cooler / box On samples

 Courier Walk-In Field Sampling Shipping Info: _____

Section 3a: Condition / Packaging
 Outside 0.0 - 6.0°C (0.0 - 10.0°C for microbiology) (PM notified)

 Date Opened 1/20/26 By (initials) HGS Type of ice used: Wet Blue/Gel None

 Samples received on ice directly from the field; cooling process had begun. (if checked, skip temperatures)

 Sample matrix doesn't require cooling (e.g. air, bulk PCB). (if checked, skip temperatures)

 If no cooler: Observed/Adjusted Temp (°C): _____ / _____ Thermometer/IR Gun: IR 10 CF: +0.2

 Cooler Temp (°C) #1: 4.4/4.6 #2: _____ / _____ #3: _____ / _____ #4: _____ / _____ #5: _____ / _____ #6: _____ / _____

Section 3b: Microbiology Samples
 No microbiology samples submitted (skip 3b)

 Within temp range 0.0 - 10.0°C or received on ice directly from field.

 Adequate headspace for microbiology analysis.

Section 3c: Air Samples
 No air samples submitted (skip 3c)

 1.4L Canisters 6L Canisters Tedlar Bags MCE Cassettes Sorbent Tubes Other _____

Section 4: Containers / Labels / Samples

	YES	NO	N/A
1) Were custody papers present, filled properly, and legible?	X		
2) Is the sampler's name present on the CoC?	X		
3) Were containers received in good condition (unbroken / unopened / uncompromised)?	X		
4) Were the samples bagged? (required for microbiology samples; recommended for soil samples)	X		
5) Were all of, and only, the correct samples received?	X		
6) Are sample labels present, legible, and in agreement with the CoC?	X		
7) Does the container count match the CoC?	X		
8) Was sufficient sample volume / mass received for the analyses requested?	X		
9) Were samples received in proper containers for the analyses requested?	X		
10) Were samples received with > 1/2 holding time remaining?		X	
11) Are samples properly preserved as indicated by CoC / labels?	X		
12) Unpreserved VOAs received - If necessary, was the hold time changed in LIMS?			X
13) Are VOA vials free from headspace/bubbles > 6mm?	X		

Section 5: Explanations / Comments

(If no comments are made, then no discrepancies noted.)

4.10.26: Nitrates for samples -001 to -003 have 1/2 holding time remaining

 No additional discrepancies

 Date Logged 1/19/26 By (print) JWL (sign) NA

 Date Labeled 1/19/26 By (print) JWL (sign) NA

Analysis Results for 551124

Dylan Smith
 Waste Connections
 Chiquita Canyon Landfill
 29201 Henry Mayo Drive
 Castaic, CA 91384

Lab Job #: 551124
 Project No: GW MONITORING
 Location: CCLF Groundwater - Quarterly MPARS
 Date Received: 01/19/26

Sample ID: DW-17 Lab ID: 551124-001 Collected: 01/19/26 09:11
Matrix: Water

551124-001 Analyte	Result	Qual	Units	RL	MDL	DF	Batch	Prepared	Analyzed	Chemist
Method: EPA 300.0 Prep Method: METHOD										
Fluoride	0.17	J	mg/L	0.20	0.072	1	393028	01/20/26 13:07	01/20/26 17:45	KUM
Chloride	150		mg/L	1.0	0.27	1	393028	01/20/26 13:07	01/20/26 17:45	KUM
Bromide	0.26	J	mg/L	0.30	0.060	1	393028	01/20/26 13:07	01/20/26 17:45	KUM
Nitrogen, Nitrate	0.77		mg/L	0.10	0.05	1	393028	01/20/26 13:07	01/20/26 17:45	KUM
Sulfate	180		mg/L	10	2.5	10	393028	01/20/26 13:07	01/20/26 18:08	KUM
Method: EPA 350.1 Prep Method: METHOD										
Ammonia-N	ND		mg/L	0.10	0.068	1	393823	01/28/26	01/29/26	CKN
Method: EPA 410.4 Prep Method: EPA 410.4										
Chemical Oxygen Demand	ND		mg/L	4.0	2.0	1	393241	01/22/26	01/22/26	ARM
Method: EPA 6010B Prep Method: EPA 3015A										
Boron	0.085		mg/L	0.050	0.0090	1	393036	01/20/26	01/20/26	SBW
Calcium	4.6		mg/L	0.10	0.0095	1	393036	01/20/26	01/20/26	SBW
Iron	ND		mg/L	0.050	0.017	1	393036	01/20/26	01/20/26	SBW
Magnesium	0.12		mg/L	0.10	0.017	1	393036	01/20/26	01/20/26	SBW
Manganese	ND		mg/L	0.010	0.00075	1	393036	01/20/26	01/20/26	SBW
Potassium	0.65		mg/L	0.50	0.20	1	393036	01/20/26	01/20/26	SBW
Sodium	210		mg/L	0.50	0.017	1	393036	01/20/26	01/20/26	SBW
Method: EPA 8260B Prep Method: EPA 5030B										
Freon 12	ND		ug/L	1.0	0.1	1	393079	01/20/26	01/20/26	LYZ
Chloromethane	ND		ug/L	1.0	0.2	1	393079	01/20/26	01/20/26	LYZ
Vinyl Chloride	ND		ug/L	0.5	0.1	1	393079	01/20/26	01/20/26	LYZ
1,1-Dichloroethene	ND		ug/L	0.5	0.08	1	393079	01/20/26	01/20/26	LYZ
Methylene Chloride	ND		ug/L	10	0.2	1	393079	01/20/26	01/20/26	LYZ
1,1-Dichloroethane	ND		ug/L	0.5	0.1	1	393079	01/20/26	01/20/26	LYZ
cis-1,2-Dichloroethene	ND		ug/L	0.5	0.09	1	393079	01/20/26	01/20/26	LYZ
1,2-Dichloroethane	ND		ug/L	0.5	0.1	1	393079	01/20/26	01/20/26	LYZ
Benzene	ND		ug/L	0.5	0.1	1	393079	01/20/26	01/20/26	LYZ
Trichloroethene	ND		ug/L	0.5	0.1	1	393079	01/20/26	01/20/26	LYZ
Tetrachloroethene	ND		ug/L	0.5	0.1	1	393079	01/20/26	01/20/26	LYZ
1,4-Dichlorobenzene	ND		ug/L	0.5	0.2	1	393079	01/20/26	01/20/26	LYZ
Surrogates										
Dibromofluoromethane	103%		%REC	70-130		1	393079	01/20/26	01/20/26	LYZ
1,2-Dichloroethane-d4	112%		%REC	70-130		1	393079	01/20/26	01/20/26	LYZ
Toluene-d8	96%		%REC	70-130		1	393079	01/20/26	01/20/26	LYZ
Bromofluorobenzene	97%		%REC	70-130		1	393079	01/20/26	01/20/26	LYZ

Analysis Results for 551124

551124-001 Analyte	Result	Qual	Units	RL	MDL	DF	Batch	Prepared	Analyzed	Chemist
Method: EPA 8270C-SIM										
Prep Method: EPA 3535										
1,4-Dioxane	ND		ug/L	1.0	0.87	1	393419	01/23/26	01/27/26	MSS
Surrogates	Limits									
1,4-Dioxane-d8 (SUR)	97%		%REC	80-120		1	393419	01/23/26	01/27/26	MSS
Method: SM 4500-S2-D										
Prep Method: METHOD										
Sulfide	ND		mg/L	0.10		1	393059	01/20/26	01/20/26	TXC
Method: SM 5310B										
Prep Method: SM 5310B										
Total Organic Carbon	0.90	J	mg/L	1.0	0.49	1	393301	01/22/26	01/22/26	BDR
Method: SM2320B										
Prep Method: METHOD										
Alkalinity, Bicarbonate, as CaCO3	140		mg/L	5.0		2.5	393295	01/27/26	01/27/26	ARM
Alkalinity, Total as CaCO3	140		mg/L	5.0		2.5	393295	01/27/26	01/27/26	ARM
Method: SM2540C										
Prep Method: METHOD										
Total Dissolved Solids	680		mg/L	20		2	393048	01/20/26	01/22/26	AAB

Analysis Results for 551124

Sample ID: DW-9	Lab ID: 551124-002	Collected: 01/19/26 10:44
Matrix: Water		

551124-002 Analyte	Result	Qual	Units	RL	MDL	DF	Batch	Prepared	Analyzed	Chemist
Method: EPA 300.0 Prep Method: METHOD										
Fluoride	2.0		mg/L	0.20	0.072	1	393028	01/20/26 13:07	01/20/26 19:17	KUM
Chloride	78		mg/L	1.0	0.27	1	393028	01/20/26 13:07	01/20/26 19:17	KUM
Bromide	0.22	J	mg/L	0.30	0.060	1	393028	01/20/26 13:07	01/20/26 19:17	KUM
Nitrogen, Nitrate	2.2		mg/L	0.10	0.05	1	393028	01/20/26 13:07	01/20/26 19:17	KUM
Sulfate	690		mg/L	10	2.5	10	393028	01/20/26 13:07	01/20/26 19:40	KUM
Method: EPA 350.1 Prep Method: METHOD										
Ammonia-N	ND		mg/L	0.10	0.068	1	393823	01/28/26	01/29/26	CKN
Method: EPA 410.4 Prep Method: EPA 410.4										
Chemical Oxygen Demand	7.0		mg/L	4.0	2.0	1	393241	01/22/26	01/22/26	ARM
Method: EPA 6010B Prep Method: EPA 3015A										
Boron	0.58		mg/L	0.050	0.0090	1	393036	01/20/26	01/20/26	SBW
Calcium	21		mg/L	0.10	0.0095	1	393036	01/20/26	01/20/26	SBW
Iron	ND		mg/L	0.050	0.017	1	393036	01/20/26	01/20/26	SBW
Magnesium	2.2		mg/L	0.10	0.017	1	393036	01/20/26	01/20/26	SBW
Manganese	ND		mg/L	0.010	0.00075	1	393036	01/20/26	01/20/26	SBW
Potassium	1.5		mg/L	0.50	0.20	1	393036	01/20/26	01/20/26	SBW
Sodium	370		mg/L	0.50	0.017	1	393036	01/20/26	01/20/26	SBW
Method: EPA 8260B Prep Method: EPA 5030B										
Freon 12	ND		ug/L	1.0	0.1	1	393079	01/21/26	01/21/26	LYZ
Chloromethane	ND		ug/L	1.0	0.2	1	393079	01/21/26	01/21/26	LYZ
Vinyl Chloride	ND		ug/L	0.5	0.1	1	393079	01/21/26	01/21/26	LYZ
1,1-Dichloroethene	ND		ug/L	0.5	0.08	1	393079	01/21/26	01/21/26	LYZ
Methylene Chloride	ND		ug/L	10	0.2	1	393079	01/21/26	01/21/26	LYZ
1,1-Dichloroethane	ND		ug/L	0.5	0.1	1	393079	01/21/26	01/21/26	LYZ
cis-1,2-Dichloroethene	ND		ug/L	0.5	0.09	1	393079	01/21/26	01/21/26	LYZ
1,2-Dichloroethane	ND		ug/L	0.5	0.1	1	393079	01/21/26	01/21/26	LYZ
Benzene	ND		ug/L	0.5	0.1	1	393079	01/21/26	01/21/26	LYZ
Trichloroethene	ND		ug/L	0.5	0.1	1	393079	01/21/26	01/21/26	LYZ
Tetrachloroethene	ND		ug/L	0.5	0.1	1	393079	01/21/26	01/21/26	LYZ
1,4-Dichlorobenzene	ND		ug/L	0.5	0.2	1	393079	01/21/26	01/21/26	LYZ
Surrogates										
Limits										
Dibromofluoromethane	103%		%REC	70-130		1	393079	01/21/26	01/21/26	LYZ
1,2-Dichloroethane-d4	114%		%REC	70-130		1	393079	01/21/26	01/21/26	LYZ
Toluene-d8	94%		%REC	70-130		1	393079	01/21/26	01/21/26	LYZ
Bromofluorobenzene	97%		%REC	70-130		1	393079	01/21/26	01/21/26	LYZ
Method: EPA 8270C-SIM Prep Method: EPA 3535										
1,4-Dioxane	ND		ug/L	1.0	0.87	1	393419	01/23/26	01/27/26	MSS
Surrogates										
Limits										
1,4-Dioxane-d8 (SUR)	97%		%REC	80-120		1	393419	01/23/26	01/27/26	MSS

Analysis Results for 551124

551124-002 Analyte	Result	Qual	Units	RL	MDL	DF	Batch	Prepared	Analyzed	Chemist
Method: SM 4500-S2-D Prep Method: METHOD										
Sulfide	ND		mg/L	0.10		1	393059	01/20/26	01/20/26	TXC
Method: SM 5310B Prep Method: SM 5310B										
Total Organic Carbon	1.9		mg/L	1.0	0.49	1	393301	01/22/26	01/22/26	BDR
Method: SM2320B Prep Method: METHOD										
Alkalinity, Bicarbonate, as CaCO3	160		mg/L	3.3		1.7	393295	01/27/26	01/27/26	ARM
Alkalinity, Total as CaCO3	160		mg/L	3.3		1.7	393295	01/27/26	01/27/26	ARM
Method: SM2540C Prep Method: METHOD										
Total Dissolved Solids	1,300		mg/L	20		2	393048	01/20/26	01/22/26	AAB

Analysis Results for 551124

Sample ID: DW-15	Lab ID: 551124-003	Collected: 01/19/26 11:56
Matrix: Water		

551124-003 Analyte	Result	Qual	Units	RL	MDL	DF	Batch	Prepared	Analyzed	Chemist
Method: EPA 300.0 Prep Method: METHOD										
Fluoride	0.081	J	mg/L	0.20	0.072	1	393028	01/20/26 13:07	01/20/26 20:02	KUM
Chloride	74		mg/L	1.0	0.27	1	393028	01/20/26 13:07	01/20/26 20:02	KUM
Bromide	0.14	J	mg/L	0.30	0.060	1	393028	01/20/26 13:07	01/20/26 20:02	KUM
Nitrogen, Nitrate	ND		mg/L	0.10	0.05	1	393028	01/20/26 13:07	01/20/26 20:02	KUM
Sulfate	1,500		mg/L	20	4.9	20	393028	01/20/26 13:07	01/20/26 20:25	KUM
Method: EPA 350.1 Prep Method: METHOD										
Ammonia-N	0.17		mg/L	0.10	0.068	1	393823	01/28/26	01/29/26	CKN
Method: EPA 410.4 Prep Method: EPA 410.4										
Chemical Oxygen Demand	ND		mg/L	4.0	2.0	1	393241	01/22/26	01/22/26	ARM
Method: EPA 6010B Prep Method: EPA 3015A										
Boron	0.22		mg/L	0.050	0.0090	1	393036	01/20/26	01/20/26	SBW
Calcium	240		mg/L	0.10	0.0095	1	393036	01/20/26	01/20/26	SBW
Iron	0.88		mg/L	0.050	0.017	1	393036	01/20/26	01/20/26	SBW
Magnesium	34		mg/L	0.10	0.017	1	393036	01/20/26	01/20/26	SBW
Manganese	0.62		mg/L	0.010	0.00075	1	393036	01/20/26	01/20/26	SBW
Potassium	2.9		mg/L	0.50	0.20	1	393036	01/20/26	01/20/26	SBW
Sodium	400		mg/L	0.50	0.017	1	393036	01/20/26	01/20/26	SBW
Method: EPA 8260B Prep Method: EPA 5030B										
Freon 12	ND		ug/L	1.0	0.1	1	393079	01/21/26	01/21/26	LYZ
Chloromethane	ND		ug/L	1.0	0.2	1	393079	01/21/26	01/21/26	LYZ
Vinyl Chloride	ND		ug/L	0.5	0.1	1	393079	01/21/26	01/21/26	LYZ
1,1-Dichloroethene	ND		ug/L	0.5	0.08	1	393079	01/21/26	01/21/26	LYZ
Methylene Chloride	ND		ug/L	10	0.2	1	393079	01/21/26	01/21/26	LYZ
1,1-Dichloroethane	ND		ug/L	0.5	0.1	1	393079	01/21/26	01/21/26	LYZ
cis-1,2-Dichloroethene	ND		ug/L	0.5	0.09	1	393079	01/21/26	01/21/26	LYZ
1,2-Dichloroethane	ND		ug/L	0.5	0.1	1	393079	01/21/26	01/21/26	LYZ
Benzene	ND		ug/L	0.5	0.1	1	393079	01/21/26	01/21/26	LYZ
Trichloroethene	ND		ug/L	0.5	0.1	1	393079	01/21/26	01/21/26	LYZ
Tetrachloroethene	ND		ug/L	0.5	0.1	1	393079	01/21/26	01/21/26	LYZ
1,4-Dichlorobenzene	ND		ug/L	0.5	0.2	1	393079	01/21/26	01/21/26	LYZ
Surrogates										
				Limits						
Dibromofluoromethane	105%		%REC	70-130		1	393079	01/21/26	01/21/26	LYZ
1,2-Dichloroethane-d4	118%		%REC	70-130		1	393079	01/21/26	01/21/26	LYZ
Toluene-d8	92%		%REC	70-130		1	393079	01/21/26	01/21/26	LYZ
Bromofluorobenzene	97%		%REC	70-130		1	393079	01/21/26	01/21/26	LYZ
Method: EPA 8270C-SIM Prep Method: EPA 3535										
1,4-Dioxane	ND		ug/L	1.0	0.87	1	393419	01/23/26	01/27/26	MSS
Surrogates										
				Limits						
1,4-Dioxane-d8 (SUR)	95%		%REC	80-120		1	393419	01/23/26	01/27/26	MSS

Analysis Results for 551124

551124-003 Analyte	Result	Qual	Units	RL	MDL	DF	Batch	Prepared	Analyzed	Chemist
Method: SM 4500-S2-D Prep Method: METHOD										
Sulfide	ND		mg/L	0.10		1	393059	01/20/26	01/20/26	TXC
Method: SM 5310B Prep Method: SM 5310B										
Total Organic Carbon	1.9		mg/L	1.0	0.49	1	393301	01/22/26	01/22/26	BDR
Method: SM2320B Prep Method: METHOD										
Alkalinity, Bicarbonate, as CaCO3	190		mg/L	3.3		1.7	393295	01/27/26	01/27/26	ARM
Alkalinity, Total as CaCO3	190		mg/L	3.3		1.7	393295	01/27/26	01/27/26	ARM
Method: SM2540C Prep Method: METHOD										
Total Dissolved Solids	2,400		mg/L	20		2	393048	01/20/26	01/22/26	AAB

Analysis Results for 551124

Sample ID: DW-30	Lab ID: 551124-004	Collected: 01/19/26 12:54
Matrix: Water		

551124-004 Analyte	Result	Qual	Units	RL	MDL	DF	Batch	Prepared	Analyzed	Chemist	
Method: EPA 300.0 Prep Method: METHOD											
Fluoride	0.87		mg/L	0.20	0.072	1	393028	01/20/26 13:07	01/20/26 20:48	KUM	
Chloride	58		mg/L	1.0	0.27	1	393028	01/20/26 13:07	01/20/26 20:48	KUM	
Bromide	0.12	J	mg/L	0.30	0.060	1	393028	01/20/26 13:07	01/20/26 20:48	KUM	
Nitrogen, Nitrate	0.25		mg/L	0.10	0.05	1	393028	01/20/26 13:07	01/20/26 20:48	KUM	
Sulfate	300		mg/L	10	2.5	10	393028	01/20/26 13:07	01/20/26 21:10	KUM	
Method: EPA 350.1 Prep Method: METHOD											
Ammonia-N	ND		mg/L	0.10	0.068	1	393823	01/28/26	01/29/26	CKN	
Method: EPA 410.4 Prep Method: EPA 410.4											
Chemical Oxygen Demand	ND		mg/L	4.0	2.0	1	393241	01/22/26	01/22/26	ARM	
Method: EPA 6010B Prep Method: EPA 3015A											
Boron	0.20		mg/L	0.050	0.0090	1	393036	01/20/26	01/20/26	SBW	
Calcium	36		mg/L	0.10	0.0095	1	393036	01/20/26	01/20/26	SBW	
Iron	0.48		mg/L	0.050	0.017	1	393036	01/20/26	01/20/26	SBW	
Magnesium	5.8		mg/L	0.10	0.017	1	393036	01/20/26	01/20/26	SBW	
Manganese	0.028		mg/L	0.010	0.00075	1	393036	01/20/26	01/20/26	SBW	
Potassium	1.6		mg/L	0.50	0.20	1	393036	01/20/26	01/20/26	SBW	
Sodium	190		mg/L	0.50	0.017	1	393036	01/20/26	01/20/26	SBW	
Method: EPA 8260B Prep Method: EPA 5030B											
Freon 12	ND		ug/L	1.0	0.1	1	393079	01/21/26	01/21/26	LYZ	
Chloromethane	ND		ug/L	1.0	0.2	1	393079	01/21/26	01/21/26	LYZ	
Vinyl Chloride	ND		ug/L	0.5	0.1	1	393079	01/21/26	01/21/26	LYZ	
1,1-Dichloroethene	ND		ug/L	0.5	0.08	1	393079	01/21/26	01/21/26	LYZ	
Methylene Chloride	ND		ug/L	10	0.2	1	393079	01/21/26	01/21/26	LYZ	
1,1-Dichloroethane	ND		ug/L	0.5	0.1	1	393079	01/21/26	01/21/26	LYZ	
cis-1,2-Dichloroethene	ND		ug/L	0.5	0.09	1	393079	01/21/26	01/21/26	LYZ	
1,2-Dichloroethane	ND		ug/L	0.5	0.1	1	393079	01/21/26	01/21/26	LYZ	
Benzene	ND		ug/L	0.5	0.1	1	393079	01/21/26	01/21/26	LYZ	
Trichloroethene	ND		ug/L	0.5	0.1	1	393079	01/21/26	01/21/26	LYZ	
Tetrachloroethene	0.2	J	ug/L	0.5	0.1	1	393079	01/21/26	01/21/26	LYZ	
1,4-Dichlorobenzene	ND		ug/L	0.5	0.2	1	393079	01/21/26	01/21/26	LYZ	
Surrogates											
				Limits							
Dibromofluoromethane	103%		%REC	70-130			1	393079	01/21/26	01/21/26	LYZ
1,2-Dichloroethane-d4	112%		%REC	70-130			1	393079	01/21/26	01/21/26	LYZ
Toluene-d8	95%		%REC	70-130			1	393079	01/21/26	01/21/26	LYZ
Bromofluorobenzene	96%		%REC	70-130			1	393079	01/21/26	01/21/26	LYZ
Method: EPA 8270C-SIM Prep Method: EPA 3535											
1,4-Dioxane	ND		ug/L	1.0	0.87	1	393419	01/23/26	01/27/26	MSS	
Surrogates											
				Limits							
1,4-Dioxane-d8 (SUR)	94%		%REC	80-120			1	393419	01/23/26	01/27/26	MSS

Analysis Results for 551124

551124-004 Analyte	Result	Qual	Units	RL	MDL	DF	Batch	Prepared	Analyzed	Chemist
Method: SM 4500-S2-D Prep Method: METHOD										
Sulfide	ND		mg/L	0.10			1 393059	01/20/26	01/20/26	TXC
Method: SM 5310B Prep Method: SM 5310B										
Total Organic Carbon	0.67	J	mg/L	1.0	0.49		1 393301	01/22/26	01/22/26	BDR
Method: SM2320B Prep Method: METHOD										
Alkalinity, Bicarbonate, as CaCO3	190		mg/L	3.3		1.7	393295	01/27/26	01/27/26	ARM
Alkalinity, Total as CaCO3	190		mg/L	3.3		1.7	393295	01/27/26	01/27/26	ARM
Method: SM2540C Prep Method: METHOD										
Total Dissolved Solids	770		mg/L	20			2 393048	01/20/26	01/22/26	AAB

Sample ID: QCFB **Lab ID: 551124-005** **Collected: 01/19/26 12:56**
Matrix: Water

551124-005 Analyte	Result	Qual	Units	RL	MDL	DF	Batch	Prepared	Analyzed	Chemist
Method: EPA 8260B Prep Method: EPA 5030B										
Freon 12	ND		ug/L	1.0	0.1		1 393079	01/21/26	01/21/26	LYZ
Chloromethane	ND		ug/L	1.0	0.2		1 393079	01/21/26	01/21/26	LYZ
Vinyl Chloride	ND		ug/L	0.5	0.1		1 393079	01/21/26	01/21/26	LYZ
1,1-Dichloroethene	ND		ug/L	0.5	0.08		1 393079	01/21/26	01/21/26	LYZ
Methylene Chloride	0.3	J	ug/L	10	0.2		1 393079	01/21/26	01/21/26	LYZ
1,1-Dichloroethane	ND		ug/L	0.5	0.1		1 393079	01/21/26	01/21/26	LYZ
cis-1,2-Dichloroethene	ND		ug/L	0.5	0.09		1 393079	01/21/26	01/21/26	LYZ
1,2-Dichloroethane	ND		ug/L	0.5	0.1		1 393079	01/21/26	01/21/26	LYZ
Benzene	ND		ug/L	0.5	0.1		1 393079	01/21/26	01/21/26	LYZ
Trichloroethene	ND		ug/L	0.5	0.1		1 393079	01/21/26	01/21/26	LYZ
Tetrachloroethene	ND		ug/L	0.5	0.1		1 393079	01/21/26	01/21/26	LYZ
1,4-Dichlorobenzene	ND		ug/L	0.5	0.2		1 393079	01/21/26	01/21/26	LYZ
Surrogates				Limits						
Dibromofluoromethane	103%		%REC	70-130			1 393079	01/21/26	01/21/26	LYZ
1,2-Dichloroethane-d4	114%		%REC	70-130			1 393079	01/21/26	01/21/26	LYZ
Toluene-d8	95%		%REC	70-130			1 393079	01/21/26	01/21/26	LYZ
Bromofluorobenzene	99%		%REC	70-130			1 393079	01/21/26	01/21/26	LYZ

Analysis Results for 551124

Sample ID: QCTB	Lab ID: 551124-006	Collected: 01/19/26
Matrix: Water		

551124-006 Analyte	Result	Qual	Units	RL	MDL	DF	Batch	Prepared	Analyzed	Chemist
Method: EPA 8260B										
Prep Method: EPA 5030B										
Freon 12	ND		ug/L	1.0	0.1	1	393079	01/21/26	01/21/26	LYZ
Chloromethane	ND		ug/L	1.0	0.2	1	393079	01/21/26	01/21/26	LYZ
Vinyl Chloride	ND		ug/L	0.5	0.1	1	393079	01/21/26	01/21/26	LYZ
1,1-Dichloroethene	ND		ug/L	0.5	0.08	1	393079	01/21/26	01/21/26	LYZ
Methylene Chloride	0.3	J	ug/L	10	0.2	1	393079	01/21/26	01/21/26	LYZ
1,1-Dichloroethane	ND		ug/L	0.5	0.1	1	393079	01/21/26	01/21/26	LYZ
cis-1,2-Dichloroethene	ND		ug/L	0.5	0.09	1	393079	01/21/26	01/21/26	LYZ
1,2-Dichloroethane	ND		ug/L	0.5	0.1	1	393079	01/21/26	01/21/26	LYZ
Benzene	ND		ug/L	0.5	0.1	1	393079	01/21/26	01/21/26	LYZ
Trichloroethene	ND		ug/L	0.5	0.1	1	393079	01/21/26	01/21/26	LYZ
Tetrachloroethene	ND		ug/L	0.5	0.1	1	393079	01/21/26	01/21/26	LYZ
1,4-Dichlorobenzene	ND		ug/L	0.5	0.2	1	393079	01/21/26	01/21/26	LYZ
Surrogates				Limits						
Dibromofluoromethane	102%		%REC	70-130		1	393079	01/21/26	01/21/26	LYZ
1,2-Dichloroethane-d4	111%		%REC	70-130		1	393079	01/21/26	01/21/26	LYZ
Toluene-d8	95%		%REC	70-130		1	393079	01/21/26	01/21/26	LYZ
Bromofluorobenzene	96%		%REC	70-130		1	393079	01/21/26	01/21/26	LYZ

J Estimated value
 ND Not Detected

Batch QC

Type: Blank	Lab ID: QC1332494	Batch: 393028
Matrix: Water	Method: EPA 300.0	Prep Method: METHOD

QC1332494 Analyte	Result	Qual	Units	RL	MDL	Prepared	Analyzed
Fluoride	ND		mg/L	0.20	0.072	01/20/26 13:07	01/20/26 14:41
Chloride	ND		mg/L	1.0	0.27	01/20/26 13:07	01/20/26 14:41
Bromide	ND		mg/L	0.30	0.060	01/20/26 13:07	01/20/26 14:41
Nitrogen, Nitrate	ND		mg/L	0.10	0.05	01/20/26 13:07	01/20/26 14:41
Sulfate	ND		mg/L	1.0	0.25	01/20/26 13:07	01/20/26 14:41

Type: Lab Control Sample	Lab ID: QC1332495	Batch: 393028
Matrix: Water	Method: EPA 300.0	Prep Method: METHOD

QC1332495 Analyte	Result	Spiked	Units	Recovery	Qual	Limits
Fluoride	9.878	10.00	mg/L	99%		90-110
Chloride	46.69	50.00	mg/L	93%		90-110
Bromide	14.62	15.00	mg/L	97%		90-110
Nitrogen, Nitrate	4.359	4.518	mg/L	96%		90-110
Sulfate	24.43	25.00	mg/L	98%		90-110

Type: Matrix Spike	Lab ID: QC1332496	Batch: 393028
Matrix (Source ID): Water (551131-001)	Method: EPA 300.0	Prep Method: METHOD

QC1332496 Analyte	Result	Source Sample Result	Spiked	Units	Recovery	Qual	Limits	DF
Fluoride	23.21	0.8402	20.00	mg/L	112%		80-129	1
Chloride	477.2	440.5	100.0	mg/L	37%	E,NM	80-123	1
Bromide	16.83	0.8913	15.00	mg/L	106%		80-121	1
Nitrogen, Nitrate	27.96	19.15	9.036	mg/L	98%	E	80-123	1
Sulfate	116.1	63.81	50.00	mg/L	105%	E	79-124	1

Type: Matrix Spike Duplicate	Lab ID: QC1332497	Batch: 393028
Matrix (Source ID): Water (551131-001)	Method: EPA 300.0	Prep Method: METHOD

QC1332497 Analyte	Result	Source Sample Result	Spiked	Units	Recovery	Qual	Limits	RPD	Lim	DF
Fluoride	20.83	0.8402	20.00	mg/L	100%		80-129	11	21	1
Chloride	471.5	440.5	100.0	mg/L	31%	E,NM	80-123		20	1
Bromide	15.27	0.8913	15.00	mg/L	96%		80-121	10	20	1
Nitrogen, Nitrate	27.14	19.15	9.036	mg/L	88%	E	80-123		20	1
Sulfate	110.1	63.81	50.00	mg/L	92%	E	79-124		20	1

Type: Blank	Lab ID: QC1335238	Batch: 393823
Matrix: Water	Method: EPA 350.1	Prep Method: METHOD

QC1335238 Analyte	Result	Qual	Units	RL	MDL	Prepared	Analyzed
Ammonia-N	ND		mg/L	0.10	0.068	01/28/26	01/29/26

Batch QC

Type: Lab Control Sample	Lab ID: QC1335239	Batch: 393823
Matrix: Water	Method: EPA 350.1	Prep Method: METHOD

QC1335239 Analyte	Result	Spiked	Units	Recovery	Qual	Limits
Ammonia-N	1.025	1.000	mg/L	103%		90-110

Type: Matrix Spike	Lab ID: QC1335243	Batch: 393823
Matrix (Source ID): Water (551124-001)	Method: EPA 350.1	Prep Method: METHOD

QC1335243 Analyte	Result	Source Sample Result	Spiked	Units	Recovery	Qual	Limits	DF
Ammonia-N	1.032	ND	1.000	mg/L	103%		90-110	1

Type: Matrix Spike Duplicate	Lab ID: QC1335244	Batch: 393823
Matrix (Source ID): Water (551124-001)	Method: EPA 350.1	Prep Method: METHOD

QC1335244 Analyte	Result	Source Sample Result	Spiked	Units	Recovery	Qual	Limits	RPD	RPD Lim	DF
Ammonia-N	0.9073	ND	1.000	mg/L	91%		90-110	13	20	1

Type: Matrix Spike	Lab ID: QC1335245	Batch: 393823
Matrix (Source ID): Water (551124-002)	Method: EPA 350.1	Prep Method: METHOD

QC1335245 Analyte	Result	Source Sample Result	Spiked	Units	Recovery	Qual	Limits	DF
Ammonia-N	1.003	ND	1.000	mg/L	100%		90-110	1

Type: Matrix Spike Duplicate	Lab ID: QC1335246	Batch: 393823
Matrix (Source ID): Water (551124-002)	Method: EPA 350.1	Prep Method: METHOD

QC1335246 Analyte	Result	Source Sample Result	Spiked	Units	Recovery	Qual	Limits	RPD	RPD Lim	DF
Ammonia-N	1.021	ND	1.000	mg/L	102%		90-110	2	20	1

Type: Blank	Lab ID: QC1333241	Batch: 393241
Matrix: Water	Method: EPA 410.4	Prep Method: EPA 410.4

QC1333241 Analyte	Result	Qual	Units	RL	MDL	Prepared	Analyzed
Chemical Oxygen Demand	ND		mg/L	4.0	2.0	01/22/26	01/22/26

Type: Lab Control Sample	Lab ID: QC1333242	Batch: 393241
Matrix: Water	Method: EPA 410.4	Prep Method: EPA 410.4

QC1333242 Analyte	Result	Spiked	Units	Recovery	Qual	Limits
Chemical Oxygen Demand	97.00	100.0	mg/L	97%		90-110

Batch QC

Type: Matrix Spike	Lab ID: QC1333243	Batch: 393241
Matrix (Source ID): Water (550965-001)	Method: EPA 410.4	Prep Method: EPA 410.4

QC1333243 Analyte	Result	Source Sample Result	Spiked	Units	Recovery	Qual	Limits	DF
Chemical Oxygen Demand	110.0	23.00	100.0	mg/L	87%		75-125	2

Type: Matrix Spike Duplicate	Lab ID: QC1333244	Batch: 393241
Matrix (Source ID): Water (550965-001)	Method: EPA 410.4	Prep Method: EPA 410.4

QC1333244 Analyte	Result	Source Sample Result	Spiked	Units	Recovery	Qual	Limits	RPD	RPD Lim	DF
Chemical Oxygen Demand	108.0	23.00	100.0	mg/L	85%		75-125	2	20	2

Type: Matrix Spike	Lab ID: QC1333245	Batch: 393241
Matrix (Source ID): Water (551124-001)	Method: EPA 410.4	Prep Method: EPA 410.4

QC1333245 Analyte	Result	Source Sample Result	Spiked	Units	Recovery	Qual	Limits	DF
Chemical Oxygen Demand	92.00	ND	100.0	mg/L	92%		75-125	2

Type: Matrix Spike Duplicate	Lab ID: QC1333246	Batch: 393241
Matrix (Source ID): Water (551124-001)	Method: EPA 410.4	Prep Method: EPA 410.4

QC1333246 Analyte	Result	Source Sample Result	Spiked	Units	Recovery	Qual	Limits	RPD	RPD Lim	DF
Chemical Oxygen Demand	90.00	ND	100.0	mg/L	90%		75-125	2	20	2

Type: Blank	Lab ID: QC1332520	Batch: 393036
Matrix: Water	Method: EPA 6010B	Prep Method: EPA 3015A

QC1332520 Analyte	Result	Qual	Units	RL	MDL	Prepared	Analyzed
Boron	ND		mg/L	0.050	0.0090	01/20/26	01/20/26
Calcium	0.030	J	mg/L	0.10	0.0095	01/20/26	01/20/26
Iron	0.024	J	mg/L	0.050	0.017	01/20/26	01/20/26
Magnesium	ND		mg/L	0.10	0.017	01/20/26	01/20/26
Manganese	ND		mg/L	0.010	0.00075	01/20/26	01/20/26
Potassium	ND		mg/L	0.50	0.20	01/20/26	01/20/26
Sodium	ND		mg/L	0.50	0.017	01/20/26	01/20/26

Batch QC

Type: Lab Control Sample	Lab ID: QC1332521	Batch: 393036
Matrix: Water	Method: EPA 6010B	Prep Method: EPA 3015A

QC1332521 Analyte	Result	Spiked	Units	Recovery	Qual	Limits
Boron	0.3663	0.4000	mg/L	92%		80-120
Calcium	19.15	20.40	mg/L	94%		80-120
Iron	0.3859	0.4000	mg/L	96%		80-120
Magnesium	19.38	20.40	mg/L	95%		80-120
Manganese	0.3803	0.4000	mg/L	95%		80-120
Potassium	21.66	24.00	mg/L	90%		80-120
Sodium	18.30	20.40	mg/L	90%		80-120

Type: Matrix Spike	Lab ID: QC1332522	Batch: 393036
Matrix (Source ID): Water (551183-001)	Method: EPA 6010B	Prep Method: EPA 3015A

QC1332522 Analyte	Result	Source Sample Result	Spiked	Units	Recovery	Qual	Limits	DF
Boron	79.27	76.03	4.000	mg/L	81%	NM	75-125	10
Calcium	6,276	6120	204.0	mg/L	76%	NM	75-125	10
Iron	774.3	775.7	4.000	mg/L	-37%	E,NM	75-125	10
Magnesium	891.2	711.4	204.0	mg/L	88%		75-125	10
Manganese	40.03	36.63	4.000	mg/L	85%	NM	75-125	10
Potassium	1,685	1464	240.0	mg/L	92%	NM	75-125	10
Sodium	4,560	4412	204.0	mg/L	73%	NM	75-125	10

Type: Matrix Spike Duplicate	Lab ID: QC1332523	Batch: 393036
Matrix (Source ID): Water (551183-001)	Method: EPA 6010B	Prep Method: EPA 3015A

QC1332523 Analyte	Result	Source Sample Result	Spiked	Units	Recovery	Qual	Limits	RPD	RPD Lim	DF
Boron	79.17	76.03	4.000	mg/L	79%	NM	75-125	0	20	10
Calcium	6,248	6120	204.0	mg/L	63%	NM	75-125	0	20	10
Iron	774.8	775.7	4.000	mg/L	-22%	E,NM	75-125		22	10
Magnesium	889.4	711.4	204.0	mg/L	87%		75-125	0	20	10
Manganese	40.01	36.63	4.000	mg/L	84%	NM	75-125	0	20	10
Potassium	1,677	1464	240.0	mg/L	89%	NM	75-125	0	20	10
Sodium	4,548	4412	204.0	mg/L	67%	NM	75-125	0	20	10

Batch QC

Type: Serial Dilution	Lab ID: QC1332565	Batch: 393036
Matrix (Source ID): Water (551183-001)	Method: EPA 6010B	Prep Method: EPA 3015A

QC1332565 Analyte	Result	Source Sample Result	Units	Qual	RPD	RPD Lim	DF
Boron	76.95	76.03	mg/L				50
Calcium	6,443	6120	mg/L				50
Iron	834.0	775.7	mg/L				50
Magnesium	744.6	711.4	mg/L				50
Manganese	38.01	36.63	mg/L				50
Potassium	1,415	1464	mg/L				50
Sodium	4,491	4412	mg/L				50

Type: Lab Control Sample	Lab ID: QC1332634	Batch: 393079
Matrix: Water	Method: EPA 8260B	Prep Method: EPA 5030B

QC1332634 Analyte	Result	Spiked	Units	Recovery	Qual	Limits
1,1-Dichloroethene	49.01	50.00	ug/L	98%		69-128
MTBE	53.78	50.00	ug/L	108%		66-125
Benzene	52.31	50.00	ug/L	105%		76-121
Trichloroethene	46.04	50.00	ug/L	92%		76-124
Toluene	47.68	50.00	ug/L	95%		76-120
Chlorobenzene	47.89	50.00	ug/L	96%		78-120
Surrogates						
Dibromofluoromethane	51.70	50.00	ug/L	103%		70-130
1,2-Dichloroethane-d4	57.24	50.00	ug/L	114%		70-130
Toluene-d8	47.73	50.00	ug/L	95%		70-130
Bromofluorobenzene	48.80	50.00	ug/L	98%		70-130

Type: Lab Control Sample Duplicate	Lab ID: QC1332635	Batch: 393079
Matrix: Water	Method: EPA 8260B	Prep Method: EPA 5030B

QC1332635 Analyte	Result	Spiked	Units	Recovery	Qual	Limits	RPD	RPD Lim
1,1-Dichloroethene	46.99	50.00	ug/L	94%		69-128	4	23
MTBE	52.13	50.00	ug/L	104%		66-125	3	22
Benzene	50.65	50.00	ug/L	101%		76-121	3	21
Trichloroethene	45.96	50.00	ug/L	92%		76-124	0	22
Toluene	47.34	50.00	ug/L	95%		76-120	1	21
Chlorobenzene	47.76	50.00	ug/L	96%		78-120	0	20
Surrogates								
Dibromofluoromethane	51.89	50.00	ug/L	104%		70-130		
1,2-Dichloroethane-d4	53.60	50.00	ug/L	107%		70-130		
Toluene-d8	49.88	50.00	ug/L	100%		70-130		
Bromofluorobenzene	49.10	50.00	ug/L	98%		70-130		

Batch QC

Type: Matrix Spike	Lab ID: QC1332636	Batch: 393079
Matrix (Source ID): Water (551124-001)	Method: EPA 8260B	Prep Method: EPA 5030B

QC1332636 Analyte	Result	Source Sample Result	Spiked	Units	Recovery	Qual	Limits	DF
1,1-Dichloroethene	19.69	ND	20.00	ug/L	98%		62-131	1
MTBE	22.57	ND	20.00	ug/L	113%		61-124	1
Benzene	21.55	ND	20.00	ug/L	108%		70-123	1
Trichloroethene	19.51	ND	20.00	ug/L	98%		65-131	1
Toluene	19.84	ND	20.00	ug/L	99%		69-120	1
Chlorobenzene	20.19	ND	20.00	ug/L	101%		72-121	1
Surrogates								
Dibromofluoromethane	50.71		50.00	ug/L	101%		70-130	1
1,2-Dichloroethane-d4	57.29		50.00	ug/L	115%		70-130	1
Toluene-d8	46.88		50.00	ug/L	94%		70-130	1
Bromofluorobenzene	49.49		50.00	ug/L	99%		70-130	1

Type: Matrix Spike Duplicate	Lab ID: QC1332637	Batch: 393079
Matrix (Source ID): Water (551124-001)	Method: EPA 8260B	Prep Method: EPA 5030B

QC1332637 Analyte	Result	Source Sample Result	Spiked	Units	Recovery	Qual	Limits	RPD	RPD Lim	DF
1,1-Dichloroethene	19.80	ND	20.00	ug/L	99%		62-131	1	31	1
MTBE	22.39	ND	20.00	ug/L	112%		61-124	1	30	1
Benzene	21.94	ND	20.00	ug/L	110%		70-123	2	31	1
Trichloroethene	20.66	ND	20.00	ug/L	103%		65-131	6	31	1
Toluene	20.48	ND	20.00	ug/L	102%		69-120	3	29	1
Chlorobenzene	21.17	ND	20.00	ug/L	106%		72-121	5	29	1
Surrogates										
Dibromofluoromethane	51.00		50.00	ug/L	102%		70-130			1
1,2-Dichloroethane-d4	55.38		50.00	ug/L	111%		70-130			1
Toluene-d8	47.85		50.00	ug/L	96%		70-130			1
Bromofluorobenzene	48.88		50.00	ug/L	98%		70-130			1

Batch QC

Type: Blank	Lab ID: QC1332639	Batch: 393079
Matrix: Water	Method: EPA 8260B	Prep Method: EPA 5030B

QC1332639 Analyte	Result	Qual	Units	RL	MDL	Prepared	Analyzed
Freon 12	ND		ug/L	1.0	0.1	01/20/26	01/20/26
Chloromethane	ND		ug/L	1.0	0.2	01/20/26	01/20/26
Vinyl Chloride	ND		ug/L	0.5	0.1	01/20/26	01/20/26
1,1-Dichloroethene	ND		ug/L	0.5	0.08	01/20/26	01/20/26
Methylene Chloride	ND		ug/L	10	0.2	01/20/26	01/20/26
1,1-Dichloroethane	ND		ug/L	0.5	0.1	01/20/26	01/20/26
cis-1,2-Dichloroethene	ND		ug/L	0.5	0.09	01/20/26	01/20/26
1,2-Dichloroethane	ND		ug/L	0.5	0.1	01/20/26	01/20/26
Benzene	ND		ug/L	0.5	0.1	01/20/26	01/20/26
Trichloroethene	ND		ug/L	0.5	0.1	01/20/26	01/20/26
Tetrachloroethene	ND		ug/L	0.5	0.1	01/20/26	01/20/26
1,4-Dichlorobenzene	ND		ug/L	0.5	0.2	01/20/26	01/20/26
Surrogates				Limits			
Dibromofluoromethane	102%		%REC	70-130		01/20/26	01/20/26
1,2-Dichloroethane-d4	110%		%REC	70-130		01/20/26	01/20/26
Toluene-d8	96%		%REC	70-130		01/20/26	01/20/26
Bromofluorobenzene	100%		%REC	70-130		01/20/26	01/20/26

Type: Blank	Lab ID: QC1333855	Batch: 393419
Matrix: Water	Method: EPA 8270C-SIM	Prep Method: EPA 3535

QC1333855 Analyte	Result	Qual	Units	RL	MDL	Prepared	Analyzed
1,4-Dioxane	ND		ug/L	1.0	0.87	01/23/26	01/26/26
Surrogates				Limits			
1,4-Dioxane-d8 (SUR)	98%		%REC	80-120		01/23/26	01/26/26

Type: Lab Control Sample	Lab ID: QC1333856	Batch: 393419
Matrix: Water	Method: EPA 8270C-SIM	Prep Method: EPA 3535

QC1333856 Analyte	Result	Spiked	Units	Recovery	Qual	Limits
1,4-Dioxane	10.93	10.00	ug/L	109%		79-120
Surrogates						
1,4-Dioxane-d8 (SUR)	9.911	10.00	ug/L	99%		80-120

Type: Lab Control Sample Duplicate	Lab ID: QC1333857	Batch: 393419
Matrix: Water	Method: EPA 8270C-SIM	Prep Method: EPA 3535

QC1333857 Analyte	Result	Spiked	Units	Recovery	Qual	Limits	RPD	RPD Lim
1,4-Dioxane	10.10	10.00	ug/L	101%		79-120	8	20
Surrogates								
1,4-Dioxane-d8 (SUR)	9.851	10.00	ug/L	99%		80-120		

Batch QC

Type: Blank	Lab ID: QC1332591	Batch: 393059
Matrix: Water	Method: SM 4500-S2-D	Prep Method: METHOD

QC1332591 Analyte	Result	Qual	Units	RL	MDL	Prepared	Analyzed
Sulfide	ND		mg/L	0.10		01/20/26	01/20/26

Type: Lab Control Sample	Lab ID: QC1332592	Batch: 393059
Matrix: Water	Method: SM 4500-S2-D	Prep Method: METHOD

QC1332592 Analyte	Result	Spiked	Units	Recovery	Qual	Limits
Sulfide	0.9000	1.000	mg/L	90%		90-110

Type: Matrix Spike	Lab ID: QC1332641	Batch: 393059
Matrix (Source ID): Water (551103-001)	Method: SM 4500-S2-D	Prep Method: METHOD

QC1332641 Analyte	Result	Source Sample Result	Spiked	Units	Recovery	Qual	Limits	DF
Sulfide	0.9000	ND	1.000	mg/L	90%		80-120	1

Type: Matrix Spike Duplicate	Lab ID: QC1332642	Batch: 393059
Matrix (Source ID): Water (551103-001)	Method: SM 4500-S2-D	Prep Method: METHOD

QC1332642 Analyte	Result	Source Sample Result	Spiked	Units	Recovery	Qual	Limits	RPD	RPD Lim	DF
Sulfide	0.9000	ND	1.000	mg/L	90%		80-120	0	20	1

Type: Blank	Lab ID: QC1333432	Batch: 393301
Matrix: Water	Method: SM 5310B	Prep Method: SM 5310B

QC1333432 Analyte	Result	Qual	Units	RL	MDL	Prepared	Analyzed
Total Organic Carbon	ND		mg/L	1.0	0.49	01/22/26	01/22/26

Type: Lab Control Sample	Lab ID: QC1333433	Batch: 393301
Matrix: Water	Method: SM 5310B	Prep Method: SM 5310B

QC1333433 Analyte	Result	Spiked	Units	Recovery	Qual	Limits
Total Organic Carbon	23.41	25.00	mg/L	94%		85-115

Type: Matrix Spike	Lab ID: QC1333434	Batch: 393301
Matrix (Source ID): Water (551124-001)	Method: SM 5310B	Prep Method: SM 5310B

QC1333434 Analyte	Result	Source Sample Result	Spiked	Units	Recovery	Qual	Limits	DF
Total Organic Carbon	27.93	0.8952	25.00	mg/L	108%		75-125	1

Batch QC

Type: Matrix Spike Duplicate	Lab ID: QC1333435	Batch: 393301
Matrix (Source ID): Water (551124-001)	Method: SM 5310B	Prep Method: SM 5310B

QC1333435 Analyte	Result	Source Sample Result	Spiked	Units	Recovery	Qual	Limits	RPD	RPD Lim	DF
Total Organic Carbon	26.01	0.8952	25.00	mg/L	100%		75-125	7	25	1

Type: Blank	Lab ID: QC1333415	Batch: 393295
Matrix: Water	Method: SM2320B	Prep Method: METHOD

QC1333415 Analyte	Result	Qual	Units	RL	MDL	Prepared	Analyzed
Alkalinity, Bicarbonate, as CaCO3	ND		mg/L	2.0		01/27/26	01/27/26
Alkalinity, Total as CaCO3	ND		mg/L	2.0		01/27/26	01/27/26

Type: Lab Control Sample	Lab ID: QC1333416	Batch: 393295
Matrix: Water	Method: SM2320B	Prep Method: METHOD

QC1333416 Analyte	Result	Spiked	Units	Recovery	Qual	Limits
Alkalinity, Total as CaCO3	95.26	100.0	mg/L	95%		90-110

Type: Sample Duplicate	Lab ID: QC1333417	Batch: 393295
Matrix (Source ID): Water (551124-001)	Method: SM2320B	Prep Method: METHOD

QC1333417 Analyte	Result	Source Sample Result	Units	Qual	RPD	RPD Lim	DF
Alkalinity, Bicarbonate, as CaCO3	141.0	143.4	mg/L		2	20	2.5
Alkalinity, Total as CaCO3	141.0	143.4	mg/L		2	20	2.5

Type: Blank	Lab ID: QC1332566	Batch: 393048
Matrix: Water	Method: SM2540C	Prep Method: METHOD

QC1332566 Analyte	Result	Qual	Units	RL	MDL	Prepared	Analyzed
Total Dissolved Solids	ND		mg/L	20		01/20/26	01/22/26

Type: Lab Control Sample	Lab ID: QC1332567	Batch: 393048
Matrix: Water	Method: SM2540C	Prep Method: METHOD

QC1332567 Analyte	Result	Spiked	Units	Recovery	Qual	Limits
Total Dissolved Solids	1,010	1000	mg/L	101%		90-110

Type: Sample Duplicate	Lab ID: QC1332569	Batch: 393048
Matrix (Source ID): Water (551068-002)	Method: SM2540C	Prep Method: METHOD

QC1332569 Analyte	Result	Source Sample Result	Units	Qual	RPD	RPD Lim	DF
Total Dissolved Solids	23,360	23300	mg/L		0	5	20

Batch QC

Type: Sample Duplicate	Lab ID: QC1332572	Batch: 393048
Matrix (Source ID): Water (551139-004)	Method: SM2540C	Prep Method: METHOD

QC1332572 Analyte	Result	Source Sample Result	Units	Qual	RPD	RPD Lim	DF
Total Dissolved Solids	6,360	6370	mg/L		0	5	10

- E Response exceeds instrument's linear range
- J Estimated value
- ND Not Detected
- NM Not Meaningful

Laboratory Job Number 551124

Subcontracted Products

McCampbell Analytical, Inc.



McC Campbell Analytical, Inc.

"When Quality Counts"

Analytical Report

WorkOrder: 2601A68

Report Created for: Enthalpy Analytical

931 West Barkley Avenue
Orange, CA 92868

Project Contact: David Tripp

Project P.O.: 079649

Project: EO-551124

Project Location:

Project Received: 01/20/2026

Analytical Report reviewed & approved for release on 01/27/2026 by:

Yen Cao

Yen Cao

Project Manager

McC Campbell Analytical Inc. is not accredited for all the testing in this report. The report shall not be reproduced except in full, without the written approval of the laboratory. The analytical results relate only to the items tested.





Glossary of Terms & Qualifier Definitions

Client: Enthalpy Analytical

WorkOrder: 2601A68

Project: EO-551124

Glossary Abbreviation

%D	Serial Dilution Percent Difference
95% Interval	95% Confident Interval
CCV	Continuing Calibration Verification.
CCV REC (%)	% recovery of Continuing Calibration Verification.
CPT	Consumer Product Testing not NELAP Accredited
DF	Dilution Factor
DI WET	(DISTLC) Waste Extraction Test using DI water
DISS	Dissolved (direct analysis of 0.45 µm filtered and acidified water sample)
DLT	Dilution Test (Serial Dilution)
DUP	Duplicate
EDL	Estimated Detection Limit
ERS	External reference sample. Second source calibration verification.
ITEF	International Toxicity Equivalence Factor
LCS	Laboratory Control Sample
LCS2	Second LCS for the batch. Spike level is lower than that for the first LCS; applicable to method 1633.
LQL	Lowest Quantitation Level
MB	Method Blank
MB IS/SS % Rec	% Recovery of Internal Standard or Surrogate in Method Blank, if applicable
MB SS % Rec	% Recovery of Surrogate in Method Blank, if applicable
MDL	Method Detection Limit ¹
ML	Minimum Level of Quantitation
MS	Matrix Spike
MSD	Matrix Spike Duplicate
NA	Not Applicable
ND	Not detected at or above the indicated MDL or RL.
NR	Data Not Reported due to matrix interference or insufficient sample amount.
PDS	Post Digestion Spike
PF	Prep Factor
RD	Relative Difference
RL	Reporting Limit ²
RPD	Relative Percent Difference
RRT	Relative Retention Time
RSD	Relative Standard Deviation
SNR	Surrogate is diluted out of the calibration range

¹ MDL is the minimum measured concentration of a substance that can be reported with 99% confidence that the measured concentration is distinguishable from method blank results. Definition and Procedure for the Determination of the Method Detection Limit, Revision 2, 40CFR, Part 136, Appendix B, EPA 821-R-16-006, December 2016. Values are based upon our default extraction volume/amount and are subject to change.

² RL is the lowest level that can be reliably determined within specified limits of precision and accuracy during routine laboratory operating conditions. (The RL cannot be lower than the lowest calibration standard used in the initial calibration of the instrument and must be greater than the MDL.) Values are based upon our default extraction volume/amount and are subject to change.



Glossary of Terms & Qualifier Definitions

Client: Enthalpy Analytical

WorkOrder: 2601A68

Project: EO-551124

SPK Val	Spike Value
SPKRef Val	Spike Reference Value
SPLP	Synthetic Precipitation Leachate Procedure
ST	Sorbent Tube
TCLP	Toxicity Characteristic Leachate Procedure
TEQ	Toxicity Equivalents
TNTC	"Too Numerous to Count;" greater than 250 colonies observed on the plate.
TPH-Diesel	Sample results for semi-volatile TPH (diesel, kerosene, oil, etc) were calculated using a background subtraction procedure to correct for instrument baseline rise (column bleed) as described in Sec 7.7.2.2 of EPA 8015 B, C.
TZA	TimeZone Net Adjustment for sample collected outside of MAI's Coordinated Universal Time (UTC). (Adjustment for Daylight Saving is not accounted.)
WET (STLC)	Waste Extraction Test (Soluble Threshold Limit Concentration)



Analytical Report

Client: Enthalpy Analytical
Date Received: 01/20/2026 10:33
Date Prepared: 01/21/2026
Project: EO-551124

WorkOrder: 2601A68
Extraction Method: RSK175
Analytical Method: RSK175
Unit: µg/L

Dissolved Carbon Dioxide by RSK 175

Client ID	Lab ID	Matrix	Date Collected	Instrument FileID	Batch ID
DW-17	2601A68-001A	Water	01/19/2026 09:11	GC26 0121261007.D	334106

Analytes	Result	MDL	RL	DF	Date Analyzed
Carbon Dioxide	540	50	50	1	01/21/2026 13:59

Analyst(s): CLO

Client ID	Lab ID	Matrix	Date Collected	Instrument FileID	Batch ID
DW-9	2601A68-002A	Water	01/19/2026 10:44	GC26 0121261008.D	334106

Analytes	Result	MDL	RL	DF	Date Analyzed
Carbon Dioxide	990	50	50	1	01/21/2026 14:32

Analyst(s): CLO

Client ID	Lab ID	Matrix	Date Collected	Instrument FileID	Batch ID
DW-15	2601A68-003A	Water	01/19/2026 10:56	GC26 0121261009.D	334106

Analytes	Result	MDL	RL	DF	Date Analyzed
Carbon Dioxide	11,000	500	500	10	01/21/2026 15:16

Analyst(s): CLO

(Cont.)



Analytical Report

Client: Enthalpy Analytical
Date Received: 01/20/2026 10:33
Date Prepared: 01/21/2026
Project: EO-551124

WorkOrder: 2601A68
Extraction Method: RSK175
Analytical Method: RSK175
Unit: µg/L

Dissolved Carbon Dioxide by RSK 175

Client ID	Lab ID	Matrix	Date Collected	Instrument FileID	Batch ID
DW-30	2601A68-004A	Water	01/19/2026 12:54	GC26 0121261010.D	334106

<u>Analytes</u>	<u>Result</u>	<u>MDL</u>	<u>RL</u>	<u>DF</u>	<u>Date Analyzed</u>
Carbon Dioxide	3000	200	200	4	01/21/2026 15:50

Analyst(s): CLO



Quality Control Report

Client: Enthalpy Analytical
Date Prepared: 01/21/2026
Date Analyzed: 01/21/2026
Instrument: GC26
Matrix: Water
Project: EO-551124

WorkOrder: 2601A68
BatchID: 334106
Extraction Method: RSK175
Analytical Method: RSK175
Unit: µg/L
Sample ID: MB/LCS/LCSD-334106

QC Summary Report for RSK175

Analyte	MB Result	MDL	RL			
Carbon Dioxide	ND	50	50	-	-	-

Analyte	LCS Result	LCSD Result	SPK Val	LCS %REC	LCSD %REC	LCS/LCSD Limits	RPD	RPD Limit
Carbon Dioxide	180	150	187.2	94	82	70-130	12.6	30



1534 Willow Pass Rd
Pittsburg, CA 94565-1701
(925) 252-9262

WaterTrax CLIP EDF

CHAIN-OF-CUSTODY RECORD

WorkOrder: 2601A68 **ClientCode: ENO** **QuoteID: 262776**
 EQuIS Dry-Weight Email HardCopy ThirdParty J-flag
 Detection Summary **Excel** [A1_Standard_QC]

Report to:

David Tripp
Enthalpy Analytical
931 West Barkley Avenue
Orange, CA 92868
657-581-4710 FAX:

Email: david.tripp@enthalpy.com
cc/3rd Party: incomingreports@enthalpy.com;
PO: 079649
Project: EO-551124

Bill to:

Accounts Payable/Enthalpy SoCal
Montrose Environmental Group
PO Box 842165
Boston, MA 02284-2165
003EL_ap@montrose-env.com

Requested TAT: 5 days;

Date Received: **01/20/2026**
Date Logged: **01/20/2026**

Lab ID	ClientSampID	Matrix	Collection Date	Hold	Requested Tests (See legend below)												
					1	2	3	4	5	6	7	8	9	10	11	12	
2601A68-001	DW-17	Water	1/19/2026 09:11	<input type="checkbox"/>	A	A											
2601A68-002	DW-9	Water	1/19/2026 10:44	<input type="checkbox"/>	A	A											
2601A68-003	DW-15	Water	1/19/2026 10:56	<input type="checkbox"/>	A	A											
2601A68-004	DW-30	Water	1/19/2026 12:54	<input type="checkbox"/>	A	A											

Test Legend:

1	PRDisposal Fee	2	RSK175_CO2_W	3		4	
5		6		7		8	
9		10		11		12	

Project Manager: Jena Alfaro

Prepared by: Agustina Venegas

Comments:

NOTE: Soil samples are discarded 60 days after receipt unless other arrangements are made (Water samples are 30 days).
Hazardous samples will be returned to client or disposed of at client expense.



WORK ORDER SUMMARY

Client Name: ENTHALPY ANALYTICAL

Project: EO-551124

Work Order: 2601A68

Client Contact: David Tripp

QC Level: LEVEL 2

Contact's Email: david.tripp@enthalpy.com

Comments:

Date Logged: 1/20/2026

WaterTrax CLIP EDF Excel EQUIS Email HardCopy ThirdParty J-flag

LabID	ClientSampID	Matrix	Test Name	Cont./Comp.	Bottle & Preservative	U**	Head Space	Dry-Weight	Collection Date & Time	TAT	Test Due Date	Sediment Content	Hold	Sub Out
001A	DW-17	Water	RSK175 (CO2)	1	VOA, Unpres	<input type="checkbox"/>	<input type="checkbox"/>	<input type="checkbox"/>	1/19/2026 9:11	5 days	1/27/2026	None	<input type="checkbox"/>	<input type="checkbox"/>
002A	DW-9	Water	RSK175 (CO2)	1	VOA, Unpres	<input type="checkbox"/>	<input type="checkbox"/>	<input type="checkbox"/>	1/19/2026 10:44	5 days	1/27/2026	None	<input type="checkbox"/>	<input type="checkbox"/>
003A	DW-15	Water	RSK175 (CO2)	1	VOA, Unpres	<input type="checkbox"/>	<input type="checkbox"/>	<input type="checkbox"/>	1/19/2026 10:56	5 days	1/27/2026	Present	<input type="checkbox"/>	<input type="checkbox"/>
004A	DW-30	Water	RSK175 (CO2)	1	VOA, Unpres	<input type="checkbox"/>	<input type="checkbox"/>	<input type="checkbox"/>	1/19/2026 12:54	5 days	1/27/2026	Present	<input type="checkbox"/>	<input type="checkbox"/>

NOTES: * STLC and TCLP extractions require 2 days to complete; therefore, all TATs begin after the extraction is completed (i.e., One-day TAT yields results in 3 days from sample submission).

- ISM prep requires 5 to 10 days to complete; therefore, all TATs begin after the extraction is completed (i.e., One-day TAT yields results in 6 to 11 days from sample submission). Due date listed on WO summary will not accurately reflect the time needed for sample preparation.

- Organic extracts are held for 40 days before disposal; Inorganic extract are held for 30 days.

- MAI assumes that all material present in the provided sampling container is considered part of the sample - MAI does not exclude any material from the sample prior to sample preparation unless requested in writing by the client.

U** = An unpreserved container was received for a method that suggests a preservation in order to extend hold time for analysis.

2601ALEX



931 West Barkley Ave
Orange, CA 92868
(714) 771-6900

Subcontract Laboratory:

McC Campbell Analytical, Inc.
1534 Willow Pass Rd.
Pittsburg, CA 94565
ATTN: Quote ID: 252619
PO #: PO-079649

Enthalpy Order: EO-551124

PM: David Tripp
Email: david.tripp@enthalpy.com
CC: incomingreports@enthalpy.com
Phone: 657-581-4710

Results Due: Standard TAT
Report Level: II
Report To: MDL
EDDs: Standard Excel
EDD

Notes:

Sample ID	Collected	Lab ID	# Cont.	Matrix	Analysis Requested	Comment
✓ DW-17	19-JAN-2026 09:11	551124-001	2	Water	RSK-175 CO2	
✓ DW-9	19-JAN-2026 10:44	551124-002	2	Water	RSK-175 CO2	
+ DW-15	19-JAN-2026 10:56	551124-003	2	Water	RSK-175 CO2	
+ DW-30	19-JAN-2026 12:54	551124-004	2	Water	RSK-175 CO2	

Notes:	Relinquished By:	Received By:
	<i>Jim</i>	<i>GLS</i>
	Date: <i>1.19.26</i> 3pm	Date: <i>1.19.26</i> 3pm
	<i>GLS</i>	<i>[Signature]</i>
	Date: <i>1.20.26</i>	Date: <i>1/20/26 1033</i>
Date:	Date:	

0.30 MET
1241



Sample Receipt Checklist

Client Name: Enthalpy Analytical
 Project: EO-551124

Date and Time Received: 1/20/2026 10:33
 Date Logged: 1/20/2026
 Received by: Agustina Venegas
 Logged by: Agustina Venegas

WorkOrder No: 2601A68 Matrix: Water
 Carrier: Golden State Overnight

Chain of Custody (COC) Information

Chain of custody present?	Yes <input checked="" type="checkbox"/>	No <input type="checkbox"/>	
Chain of custody signed when relinquished and received?	Yes <input checked="" type="checkbox"/>	No <input type="checkbox"/>	
Chain of custody agrees with sample labels?	Yes <input checked="" type="checkbox"/>	No <input type="checkbox"/>	
Sample IDs noted by Client on COC?	Yes <input checked="" type="checkbox"/>	No <input type="checkbox"/>	
Date and Time of collection noted by Client on COC?	Yes <input checked="" type="checkbox"/>	No <input type="checkbox"/>	
Sampler's name noted on COC?	Yes <input type="checkbox"/>	No <input checked="" type="checkbox"/>	
COC agrees with Quote?	Yes <input checked="" type="checkbox"/>	No <input type="checkbox"/>	NA <input type="checkbox"/>
COC quote is active?	Yes <input type="checkbox"/>	No <input checked="" type="checkbox"/>	NA <input type="checkbox"/>

Sample Receipt Information

Custody seals intact on shipping container/cooler?	Yes <input type="checkbox"/>	No <input type="checkbox"/>	NA <input checked="" type="checkbox"/>
Custody seals intact on sample bottles?	Yes <input type="checkbox"/>	No <input type="checkbox"/>	NA <input checked="" type="checkbox"/>
Shipping container/cooler in good condition?	Yes <input checked="" type="checkbox"/>	No <input type="checkbox"/>	
Samples in proper containers/bottles?	Yes <input checked="" type="checkbox"/>	No <input type="checkbox"/>	
Sample containers intact?	Yes <input checked="" type="checkbox"/>	No <input type="checkbox"/>	
Sufficient sample volume for indicated test?	Yes <input checked="" type="checkbox"/>	No <input type="checkbox"/>	

Sample Preservation and Hold Time (HT) Information

All samples received within holding time?	Yes <input checked="" type="checkbox"/>	No <input type="checkbox"/>	NA <input type="checkbox"/>
Samples Received on Ice?	Yes <input checked="" type="checkbox"/>	No <input type="checkbox"/>	

(Ice Type: WET ICE)

Sample/Temp Blank temperature		Temp: 0.3°C	NA <input type="checkbox"/>
ZHS conditional analyses: VOA meets zero headspace requirement (VOCs, TPHg/BTEX, RSK)?	Yes <input checked="" type="checkbox"/>	No <input type="checkbox"/>	NA <input type="checkbox"/>
Sample labels checked for correct preservation?	Yes <input checked="" type="checkbox"/>	No <input type="checkbox"/>	
pH acceptable upon receipt (Metal: <2)?	Yes <input type="checkbox"/>	No <input type="checkbox"/>	NA <input checked="" type="checkbox"/>

UCMR Samples:

pH tested and acceptable upon receipt (200.7: ≤2; 533: 6 - 8; 537.1: 6 - 8)?	Yes <input type="checkbox"/>	No <input type="checkbox"/>	NA <input checked="" type="checkbox"/>
Free Chlorine tested and acceptable upon receipt (<0.1mg/L) [not applicable to 200.7]?	Yes <input type="checkbox"/>	No <input type="checkbox"/>	NA <input checked="" type="checkbox"/>

Comments:



Enthalpy Analytical
931 West Barkley Ave
Orange, CA 92868
(714) 771-6900

enthalpy.com

Lab Job Number : 551157
Report Level : II
Report Date : 01/30/2026

Analytical Report *prepared for:*

Dylan Smith
Waste Connections
Chiquita Canyon Landfill
29201 Henry Mayo Drive
Castaic, CA 91384

Project: GW MONITORING - CCLF Groundwater - Quarterly MPARS

Authorized for release by:

David Tripp, Project Manager
657-581-4710
david.tripp@enthalpy.com

This data package has been reviewed for technical correctness and completeness. Release of this data has been authorized by the Laboratory Manager or the Manager's designee, as verified by the above signature which applies to this PDF file as well as any associated electronic data deliverable files. The results contained in this report meet all requirements of NELAP and pertain only to those samples which were submitted for analysis. This report may be reproduced only in its entirety.

CA ELAP# 1338, CA ELAP #1338-S1, NELAP# 4038, SCAQMD LAP# 18LA0518, LACSD ID# 10105, ORELAP# 4197

Sample Summary

Dylan Smith	Lab Job #:	551157
Waste Connections	Project No:	GW MONITORING
Chiquita Canyon Landfill	Location:	CCLF Groundwater - Quarterly MPARS
29201 Henry Mayo	Date Received:	01/20/26
Drive		
Castaic, CA 91384		

Sample ID	Lab ID	Collected	Matrix
DW-29	551157-001	01/20/26 08:22	Water
DW-31	551157-002	01/20/26 09:15	Water
DW-1	551157-003	01/20/26 10:14	Water
DW-16	551157-004	01/20/26 11:10	Water
DW-3	551157-005	01/20/26 12:06	Water
QCFB	551157-006	01/20/26 08:24	Water
QCTB	551157-007	01/20/26 00:00	Water

Case Narrative

Waste Connections	Lab Job Number: 551157
Chiquita Canyon Landfill	Project No: GW MONITORING
29201 Henry Mayo Drive	Location: CCLF Groundwater - Quarterly
Castaic, CA 91384	MPARS
Dylan Smith	Date Received: 01/20/26

This data package contains sample and QC results for seven water samples, requested for the above referenced project on 01/21/26. The samples were received in good condition.

Volatile Organics by GC/MS (EPA 8260B):

No analytical problems were encountered.

Semivolatile Organics by GC/MS SIM (EPA 8270C-SIM):

No analytical problems were encountered.

Total Organic Carbon by IR (SM 5310B):

No analytical problems were encountered.

Metals (EPA 6010B):

- Sodium was detected between the MDL and the RL in the method blank for batch 393187; this analyte was detected in samples at a level at least 10 times that of the blank.
- No other analytical problems were encountered.

Ion Chromatography (EPA 300.0):

No analytical problems were encountered.

Chemical Oxygen Demand by EPA 410.4 (EPA 410.4):

No analytical problems were encountered.

Alkalinity (SM2320B):

No analytical problems were encountered.

Sulfide (SM 4500-S2-D):

No analytical problems were encountered.

Total Dissolved Solids (TDS) (SM2540C):

- High RPD was observed for total dissolved solids in the SDUP for batch 393427; the parent sample was not a project sample.
- No other analytical problems were encountered.

Chemical Oxygen Demand (EPA 410.4):

No analytical problems were encountered.

Ammonia and TKN- Semi-Automated Method (SM 4500-NH3-G):

No analytical problems were encountered.

RSK-175 CO2 (RSK-175):

McCampbell Analytical, Inc. in Pittsburg, CA performed the analysis (see sublab report section for certifications). Please see the McCampbell Analytical, Inc. case narrative.



Enthalpy Analytical

931 W Barkely Ave, Orange, CA 92868

(714) 771-6900

Chain of Custody Record

Lab No: SS1157

Page: 1 of 1

Matrix: A = Air S = Soil/Solid
 W = Water DW = Drinking Water SD = Sediment
 PP = Pure Product SEA = Sea Water
 SW = Swab T = Tissue WP = Wipe O = Other

Turn Around Time (rush by advanced notice only)

Standard: X 5 Day: 1 Day: 3 Day: Custom TAT:

Preservatives:
 1 = Na₂S₂O₃ 2 = HCl 3 = HNO₃
 4 = H₂SO₄ 5 = NaOH 6 = Other
 Sample Receipt Temp:
2.6/3.9
3.5/3.9
TA15 TC14
 (lab use only)

PROJECT INFORMATION

Name: Steve Cassulo
 Number: 661-257-3655
 P.O. #:
 Address:
 Global ID: L10003464243
 Sampled By: Paul Chang

CUSTOMER INFORMATION

Company: Chiquita Canyon Landfill
 Report To: Steve Cassulo
 Email: Steven.Cassulo@wasteconnections.com
 Address: 29201 Henry Mayo Drive
 Castaic, CA, 91384
 Phone: 661-257-3655
 Fax:
 Test Instructions / Comments: Quarterly MPars
 cc report to: pchang@changenvironmental.com Basic EDD & GeoTracker EDF

Sample ID	Sampling Date	Sampling Time	Matrix	Container No. / Size	Pres.	Analysis Request										Test Instructions / Comments		
						VOCs (EPA 8260B)	1,4-Dioxane	Alkalinity, total	Bicarbonate as CaCO3	Ammonia-N, Nitrate-N	COD, Cl, SO4, TDS, TOC	B, Ca, Fe, K, Mg, Mn, Na	Bromide, Fluoride, Sulfide	Carbon dioxide				
DW-29	1/20/26	822	GW	13	var.	X	X	X	X	X	X	X	X	X	X	X	X	
DW-31		915				X	X	X	X	X	X	X	X	X	X	X	X	
DW-1		1014				X	X	X	X	X	X	X	X	X	X	X	X	
DW-16		1110				X	X	X	X	X	X	X	X	X	X	X	X	
DW-3		1206				X	X	X	X	X	X	X	X	X	X	X	X	
QCFB		824	FB	3		X	X	X	X	X	X	X	X	X	X	X	X	
QCIB		-	IB	2		X	X	X	X	X	X	X	X	X	X	X	X	



Log in 551157

Signature	Print Name	Company / Title	Date / Time
<i>[Signature]</i>	Alice	CEI	1/20/26 13:30
<i>[Signature]</i>	Alice	EA/NIH	1/20/26 13:30
<i>[Signature]</i>	GENA	EA/NIH	1-21-26 9:00
<i>[Signature]</i>	GENA	EA/NIH	1-21-26 9:00
<i>[Signature]</i>	GENA	EA/NIH	1-21-26 12:12
<i>[Signature]</i>	Nicole Mendoza	EA	1-21-26 12:12

SAMPLE RECEIPT CHECKLIST



Section 1: General Info

Date Received: 12/26 WO# 551157 Client: Chiquita Canyon Landfill

Section 2: Shipping / Custody

Are custody seals present? Yes No

Custody seals intact on arrival? N/A Yes No On cooler / box On samples

Shipping Info: Maiki

Section 3a: Condition / Packaging

Outside 0.0 - 6.0°C (0.0 - 10.0°C for microbiology) (PM notified)

Date Opened 12/26 By (initials) AAT Type of ice used: Wet Blue/Gel None

Samples received on ice directly from the field; cooling process had begun. (if checked, skip temperatures)

Sample matrix doesn't require cooling (e.g. air, bulk PCB). (if checked, skip temperatures)

If no cooler: Observed/Adjusted Temp (°C): / Thermometer/IR Gun: 1R03 CF: LO.7

Cooler Temp (°C) #1: 12/1/64 #2: #3: #4: #5: #6:

Section 3b: Microbiology Samples

No microbiology samples submitted (skip 3b)

Within temp range 0.0 - 10.0°C or received on ice directly from field.

Adequate headspace for microbiology analysis.

Section 3c: Air Samples

No air samples submitted (skip 3c)

1.4L Canisters 6L Canisters Tedlar Bags MCE Cassettes Sorbent Tubes Other

Section 4: Containers / Labels / Samples

YES NO N/A

1) Were custody papers present, filled properly, and legible?			
2) Is the sampler's name present on the CoC?			
3) Were containers received in good condition (unbroken / unopened / uncompromised)?			
4) Were the samples bagged? (required for microbiology samples; recommended for soil samples)			
5) Were all of, and only, the correct samples received?			
6) Are sample labels present, legible, and in agreement with the CoC?			
7) Does the container count match the CoC?			
8) Was sufficient sample volume / mass received for the analyses requested?			
9) Were samples received in proper containers for the analyses requested?			
10) Were samples received with > 1/2 holding time remaining?			
11) Are samples properly preserved as indicated by CoC / labels?			
12) Unpreserved VOAs received - If necessary, was the hold time changed in LIMS?			
13) Are VOA vials free from headspace/bubbles > 6mm?			

Section 5: Explanations / Comments

PM notified

Sample # 1 DW-29 has only two unpreserved
VOA: AAT

Date Logged 12/26 By (print) AAT (sign) [Signature]
 Date Labeled 5 By (print) S (sign) [Signature]

SAMPLE RECEIPT CHECKLIST


Section 1: General Info

 Date Received: 1/21/26 WO# 551157 Client: WASTECONNECTIONS
Section 2: Shipping / Custody

 Are custody seals present? Yes No

 Custody seals intact on arrival? N/A Yes No On cooler / box On samples

 Courier Walk-In Field Sampling Shipping Info: _____

Section 3a: Condition / Packaging
 Outside 0.0 - 6.0°C (0.0 - 10.0°C for microbiology) (PM notified)

 Date Opened 1/21/26 By (initials) GXO Type of ice used: Wet Blue/Gel None

 Samples received on ice directly from the field; cooling process had begun. (if checked, skip temperatures)

 Sample matrix doesn't require cooling (e.g. air, bulk PCB). (if checked, skip temperatures)

 If no cooler: Observed/Adjusted Temp (°C): _____ / _____ Thermometer/IR Gun: IR 15 CF: +0.4

 Cooler Temp (°C) #1: 2.6 / 3.0 #2: 3.5 / 3.9 #3: _____ / _____ #4: _____ / _____ #5: _____ / _____ #6: _____ / _____

Section 3b: Microbiology Samples
 No microbiology samples submitted (skip 3b)

 Within temp range 0.0 - 10.0°C or received on ice directly from field.

 Adequate headspace for microbiology analysis.

Section 3c: Air Samples
 No air samples submitted (skip 3c)

 1.4L Canisters 6L Canisters Tedlar Bags MCE Cassettes Sorbent Tubes Other _____

Section 4: Containers / Labels / Samples

	YES	NO	N/A
1) Were custody papers present, filled properly, and legible?	X		
2) Is the sampler's name present on the CoC?	X		
3) Were containers received in good condition (unbroken / unopened / uncompromised)?	X		
4) Were the samples bagged? (required for microbiology samples; recommended for soil samples)			X
5) Were all of, and only, the correct samples received?	X		
6) Are sample labels present, legible, and in agreement with the CoC?	X		
7) Does the container count match the CoC?	*X		
8) Was sufficient sample volume / mass received for the analyses requested?	X		
9) Were samples received in proper containers for the analyses requested?	X		
10) Were samples received with > 1/2 holding time remaining?		X	
11) Are samples properly preserved as indicated by CoC / labels?	X		
12) Unpreserved VOAs received - If necessary, was the hold time changed in LIMS?		X	*X
13) Are VOA vials free from headspace/bubbles > 6mm?	X		

D.M.H.
1-21-26

Section 5: Explanations / Comments

(If no comments are made, then no discrepancies noted.)

4.10*: Nitrate is received w/ 1/2 holding time remaining

 No additional discrepancies

Date Logged <u>1/20/26</u>	By (print) <u>AXT</u>	(sign) <u>NA</u>	
Date Labeled <u>1/20/26</u>	By (print) <u>AXT</u>	(sign) <u>NA</u>	

Analysis Results for 551157

Dylan Smith
Waste Connections
Chiquita Canyon Landfill
29201 Henry Mayo Drive
Castaic, CA 91384

Lab Job #: 551157
Project No: GW MONITORING
Location: CCLF Groundwater - Quarterly MPARS
Date Received: 01/20/26

Sample ID: DW-29	Lab ID: 551157-001	Collected: 01/20/26 08:22
Matrix: Water		

551157-001 Analyte	Result	Qual	Units	RL	MDL	DF	Batch	Prepared	Analyzed	Chemist
Method: EPA 300.0 Prep Method: METHOD										
Fluoride	0.37		mg/L	0.20	0.073	1	393152	01/21/26 14:22	01/21/26 15:36	SSN
Chloride	98		mg/L	1.0	0.27	1	393152	01/21/26 14:22	01/21/26 15:36	SSN
Bromide	0.34		mg/L	0.30	0.060	1	393152	01/21/26 14:22	01/21/26 15:36	SSN
Nitrogen, Nitrate	2.1		mg/L	0.10	0.05	1	393152	01/21/26 14:22	01/21/26 15:36	SSN
Sulfate	420		mg/L	10	1.8	10	393152	01/21/26 14:22	01/21/26 15:54	SSN
Method: EPA 350.1 Prep Method: METHOD										
Ammonia-N	ND		mg/L	0.10	0.068	1	393823	01/28/26	01/29/26	CKN
Method: EPA 410.4 Prep Method: EPA 410.4										
Chemical Oxygen Demand	16		mg/L	4.0	2.0	1	393241	01/22/26	01/22/26	ARM
Method: EPA 6010B Prep Method: EPA 3015A										
Boron	0.37		mg/L	0.050	0.0090	1	393187	01/21/26	01/21/26	DXC
Calcium	73		mg/L	0.10	0.0095	1	393187	01/21/26	01/21/26	DXC
Iron	0.037	J	mg/L	0.050	0.017	1	393187	01/21/26	01/21/26	DXC
Magnesium	10		mg/L	0.10	0.017	1	393187	01/21/26	01/21/26	DXC
Manganese	0.13		mg/L	0.010	0.00075	1	393187	01/21/26	01/21/26	DXC
Potassium	1.5		mg/L	0.50	0.20	1	393187	01/21/26	01/21/26	DXC
Sodium	230		mg/L	0.50	0.017	1	393187	01/21/26	01/21/26	DXC
Method: EPA 8260B Prep Method: EPA 5030B										
Freon 12	ND		ug/L	1.0	0.1	1	393200	01/21/26	01/21/26	ZST
Chloromethane	ND		ug/L	1.0	0.2	1	393200	01/21/26	01/21/26	ZST
Vinyl Chloride	ND		ug/L	0.5	0.1	1	393200	01/21/26	01/21/26	ZST
1,1-Dichloroethene	ND		ug/L	0.5	0.08	1	393200	01/21/26	01/21/26	ZST
Methylene Chloride	ND		ug/L	10	0.2	1	393200	01/21/26	01/21/26	ZST
1,1-Dichloroethane	ND		ug/L	0.5	0.1	1	393200	01/21/26	01/21/26	ZST
cis-1,2-Dichloroethene	ND		ug/L	0.5	0.09	1	393200	01/21/26	01/21/26	ZST
1,2-Dichloroethane	ND		ug/L	0.5	0.1	1	393200	01/21/26	01/21/26	ZST
Benzene	ND		ug/L	0.5	0.1	1	393200	01/21/26	01/21/26	ZST
Trichloroethene	ND		ug/L	0.5	0.1	1	393200	01/21/26	01/21/26	ZST
Tetrachloroethene	ND		ug/L	0.5	0.1	1	393200	01/21/26	01/21/26	ZST
1,4-Dichlorobenzene	ND		ug/L	0.5	0.2	1	393200	01/21/26	01/21/26	ZST
Surrogates										
Dibromofluoromethane	106%		%REC	70-130		1	393200	01/21/26	01/21/26	ZST
1,2-Dichloroethane-d4	115%		%REC	70-130		1	393200	01/21/26	01/21/26	ZST
Toluene-d8	95%		%REC	70-130		1	393200	01/21/26	01/21/26	ZST
Bromofluorobenzene	97%		%REC	70-130		1	393200	01/21/26	01/21/26	ZST

Analysis Results for 551157

551157-001 Analyte	Result	Qual	Units	RL	MDL	DF	Batch	Prepared	Analyzed	Chemist
Method: EPA 8270C-SIM										
Prep Method: EPA 3535										
1,4-Dioxane	ND		ug/L	1.0	0.87	1	393612	01/27/26	01/28/26	MSS
Surrogates	Limits									
1,4-Dioxane-d8 (SUR)	98%		%REC	80-120		1	393612	01/27/26	01/28/26	MSS
Method: SM 4500-S2-D										
Prep Method: METHOD										
Sulfide	ND		mg/L	0.10		1	393338	01/22/26	01/22/26	TXC
Method: SM 5310B										
Prep Method: SM 5310B										
Total Organic Carbon	7.6		mg/L	1.0	0.49	1	393301	01/22/26	01/22/26	BDR
Method: SM2320B										
Prep Method: METHOD										
Alkalinity, Bicarbonate, as CaCO3	320		mg/L	5.0		2.5	393948	01/30/26	01/30/26	ARM
Alkalinity, Total as CaCO3	320		mg/L	5.0		2.5	393948	01/30/26	01/30/26	ARM
Method: SM2540C										
Prep Method: METHOD										
Total Dissolved Solids	1,000		mg/L	20		2	393427	01/23/26	01/26/26	CDR

Analysis Results for 551157

Sample ID: DW-31	Lab ID: 551157-002	Collected: 01/20/26 09:15
Matrix: Water		

551157-002 Analyte	Result	Qual	Units	RL	MDL	DF	Batch	Prepared	Analyzed	Chemist
Method: EPA 300.0 Prep Method: METHOD										
Fluoride	0.21		mg/L	0.20	0.073	1	393152	01/21/26 14:22	01/21/26 16:47	SSN
Chloride	84		mg/L	1.0	0.27	1	393152	01/21/26 14:22	01/21/26 16:47	SSN
Bromide	0.45		mg/L	0.30	0.060	1	393152	01/21/26 14:22	01/21/26 16:47	SSN
Nitrogen, Nitrate	0.65		mg/L	0.10	0.05	1	393152	01/21/26 14:22	01/21/26 16:47	SSN
Sulfate	400		mg/L	10	1.8	10	393152	01/21/26 14:22	01/21/26 17:05	SSN
Method: EPA 350.1 Prep Method: METHOD										
Ammonia-N	ND		mg/L	0.10	0.068	1	393823	01/28/26	01/29/26	CKN
Method: EPA 410.4 Prep Method: EPA 410.4										
Chemical Oxygen Demand	23		mg/L	4.0	2.0	1	393241	01/22/26	01/22/26	ARM
Method: EPA 6010B Prep Method: EPA 3015A										
Boron	0.51		mg/L	0.050	0.0090	1	393187	01/21/26	01/21/26	DXC
Calcium	170		mg/L	0.10	0.0095	1	393187	01/21/26	01/21/26	DXC
Iron	ND		mg/L	0.050	0.017	1	393187	01/21/26	01/21/26	DXC
Magnesium	31		mg/L	0.10	0.017	1	393187	01/21/26	01/21/26	DXC
Manganese	0.18		mg/L	0.010	0.00075	1	393187	01/21/26	01/21/26	DXC
Potassium	1.5		mg/L	0.50	0.20	1	393187	01/21/26	01/21/26	DXC
Sodium	120		mg/L	0.50	0.017	1	393187	01/21/26	01/21/26	DXC
Method: EPA 8260B Prep Method: EPA 5030B										
Freon 12	ND		ug/L	1.0	0.1	1	393200	01/21/26	01/21/26	ZST
Chloromethane	ND		ug/L	1.0	0.2	1	393200	01/21/26	01/21/26	ZST
Vinyl Chloride	ND		ug/L	0.5	0.1	1	393200	01/21/26	01/21/26	ZST
1,1-Dichloroethene	ND		ug/L	0.5	0.08	1	393200	01/21/26	01/21/26	ZST
Methylene Chloride	ND		ug/L	10	0.2	1	393200	01/21/26	01/21/26	ZST
1,1-Dichloroethane	ND		ug/L	0.5	0.1	1	393200	01/21/26	01/21/26	ZST
cis-1,2-Dichloroethene	ND		ug/L	0.5	0.09	1	393200	01/21/26	01/21/26	ZST
1,2-Dichloroethane	ND		ug/L	0.5	0.1	1	393200	01/21/26	01/21/26	ZST
Benzene	ND		ug/L	0.5	0.1	1	393200	01/21/26	01/21/26	ZST
Trichloroethene	ND		ug/L	0.5	0.1	1	393200	01/21/26	01/21/26	ZST
Tetrachloroethene	ND		ug/L	0.5	0.1	1	393200	01/21/26	01/21/26	ZST
1,4-Dichlorobenzene	ND		ug/L	0.5	0.2	1	393200	01/21/26	01/21/26	ZST
Surrogates										
				Limits						
Dibromofluoromethane	101%		%REC	70-130		1	393200	01/21/26	01/21/26	ZST
1,2-Dichloroethane-d4	108%		%REC	70-130		1	393200	01/21/26	01/21/26	ZST
Toluene-d8	96%		%REC	70-130		1	393200	01/21/26	01/21/26	ZST
Bromofluorobenzene	99%		%REC	70-130		1	393200	01/21/26	01/21/26	ZST
Method: EPA 8270C-SIM Prep Method: EPA 3535										
1,4-Dioxane	4.1		ug/L	1.0	0.87	1	393612	01/27/26	01/28/26	MSS
Surrogates										
				Limits						
1,4-Dioxane-d8 (SUR)	98%		%REC	80-120		1	393612	01/27/26	01/28/26	MSS

Analysis Results for 551157

551157-002 Analyte	Result	Qual	Units	RL	MDL	DF	Batch	Prepared	Analyzed	Chemist
Method: SM 4500-S2-D Prep Method: METHOD										
Sulfide	ND		mg/L	0.10		1	393476	01/24/26	01/24/26	TXC
Method: SM 5310B Prep Method: SM 5310B										
Total Organic Carbon	9.3		mg/L	1.0	0.49	1	393301	01/22/26	01/22/26	BDR
Method: SM2320B Prep Method: METHOD										
Alkalinity, Bicarbonate, as CaCO3	500		mg/L	5.0	2.5	393948	01/30/26	01/30/26	01/30/26	ARM
Alkalinity, Total as CaCO3	500		mg/L	5.0	2.5	393948	01/30/26	01/30/26	01/30/26	ARM
Method: SM2540C Prep Method: METHOD										
Total Dissolved Solids	1,000		mg/L	20		2	393427	01/23/26	01/26/26	CDR

Analysis Results for 551157

Sample ID: DW-1	Lab ID: 551157-003	Collected: 01/20/26 10:14
Matrix: Water		

551157-003 Analyte	Result	Qual	Units	RL	MDL	DF	Batch	Prepared	Analyzed	Chemist
Method: EPA 300.0 Prep Method: METHOD										
Fluoride	0.77		mg/L	0.20	0.073	1	393152	01/21/26 14:22	01/21/26 19:10	SSN
Chloride	120		mg/L	1.0	0.27	1	393152	01/21/26 14:22	01/21/26 19:10	SSN
Bromide	0.31		mg/L	0.30	0.060	1	393152	01/21/26 14:22	01/21/26 19:10	SSN
Nitrogen, Nitrate	ND		mg/L	0.10	0.05	1	393152	01/21/26 14:22	01/21/26 19:10	SSN
Sulfate	410		mg/L	10	1.8	10	393152	01/21/26 14:22	01/21/26 19:28	SSN
Method: EPA 350.1 Prep Method: METHOD										
Ammonia-N	ND		mg/L	0.10	0.068	1	393823	01/28/26	01/29/26	CKN
Method: EPA 410.4 Prep Method: EPA 410.4										
Chemical Oxygen Demand	ND		mg/L	4.0	2.0	1	393241	01/22/26	01/22/26	ARM
Method: EPA 6010B Prep Method: EPA 3015A										
Boron	0.23		mg/L	0.050	0.0090	1	393187	01/21/26	01/21/26	DXC
Calcium	61		mg/L	0.10	0.0095	1	393187	01/21/26	01/21/26	DXC
Iron	ND		mg/L	0.050	0.017	1	393187	01/21/26	01/21/26	DXC
Magnesium	12		mg/L	0.10	0.017	1	393187	01/21/26	01/21/26	DXC
Manganese	0.051		mg/L	0.010	0.00075	1	393187	01/21/26	01/21/26	DXC
Potassium	2.6		mg/L	0.50	0.20	1	393187	01/21/26	01/21/26	DXC
Sodium	230		mg/L	0.50	0.017	1	393187	01/21/26	01/21/26	DXC
Method: EPA 8260B Prep Method: EPA 5030B										
Freon 12	ND		ug/L	1.0	0.1	1	393200	01/21/26	01/21/26	ZST
Chloromethane	ND		ug/L	1.0	0.2	1	393200	01/21/26	01/21/26	ZST
Vinyl Chloride	ND		ug/L	0.5	0.1	1	393200	01/21/26	01/21/26	ZST
1,1-Dichloroethene	ND		ug/L	0.5	0.08	1	393200	01/21/26	01/21/26	ZST
Methylene Chloride	ND		ug/L	10	0.2	1	393200	01/21/26	01/21/26	ZST
1,1-Dichloroethane	ND		ug/L	0.5	0.1	1	393200	01/21/26	01/21/26	ZST
cis-1,2-Dichloroethene	ND		ug/L	0.5	0.09	1	393200	01/21/26	01/21/26	ZST
1,2-Dichloroethane	ND		ug/L	0.5	0.1	1	393200	01/21/26	01/21/26	ZST
Benzene	ND		ug/L	0.5	0.1	1	393200	01/21/26	01/21/26	ZST
Trichloroethene	ND		ug/L	0.5	0.1	1	393200	01/21/26	01/21/26	ZST
Tetrachloroethene	0.2	J	ug/L	0.5	0.1	1	393200	01/21/26	01/21/26	ZST
1,4-Dichlorobenzene	ND		ug/L	0.5	0.2	1	393200	01/21/26	01/21/26	ZST
Surrogates										
Limits										
Dibromofluoromethane	102%		%REC	70-130		1	393200	01/21/26	01/21/26	ZST
1,2-Dichloroethane-d4	110%		%REC	70-130		1	393200	01/21/26	01/21/26	ZST
Toluene-d8	96%		%REC	70-130		1	393200	01/21/26	01/21/26	ZST
Bromofluorobenzene	99%		%REC	70-130		1	393200	01/21/26	01/21/26	ZST
Method: EPA 8270C-SIM Prep Method: EPA 3535										
1,4-Dioxane	ND		ug/L	1.0	0.87	1	393612	01/27/26	01/28/26	MSS
Surrogates										
Limits										
1,4-Dioxane-d8 (SUR)	97%		%REC	80-120		1	393612	01/27/26	01/28/26	MSS

Analysis Results for 551157

551157-003 Analyte	Result	Qual	Units	RL	MDL	DF	Batch	Prepared	Analyzed	Chemist
Method: SM 4500-S2-D Prep Method: METHOD										
Sulfide	ND		mg/L	0.10		1	393338	01/22/26	01/22/26	TXC
Method: SM 5310B Prep Method: SM 5310B										
Total Organic Carbon	1.1		mg/L	1.0	0.49	1	393301	01/22/26	01/22/26	BDR
Method: SM2320B Prep Method: METHOD										
Alkalinity, Bicarbonate, as CaCO3	210		mg/L	5.0	2.5	393948	01/30/26	01/30/26	01/30/26	ARM
Alkalinity, Total as CaCO3	210		mg/L	5.0	2.5	393948	01/30/26	01/30/26	01/30/26	ARM
Method: SM2540C Prep Method: METHOD										
Total Dissolved Solids	920		mg/L	20		2	393427	01/23/26	01/26/26	CDR

Analysis Results for 551157

Sample ID: DW-16	Lab ID: 551157-004	Collected: 01/20/26 11:10
Matrix: Water		

551157-004 Analyte	Result	Qual	Units	RL	MDL	DF	Batch	Prepared	Analyzed	Chemist
Method: EPA 300.0 Prep Method: METHOD										
Fluoride	0.46		mg/L	0.20	0.073	1	393152	01/21/26 14:22	01/21/26 20:57	SSN
Chloride	100		mg/L	1.0	0.27	1	393152	01/21/26 14:22	01/21/26 20:57	SSN
Bromide	0.22	J	mg/L	0.30	0.060	1	393152	01/21/26 14:22	01/21/26 20:57	SSN
Nitrogen, Nitrate	2.1		mg/L	0.10	0.05	1	393152	01/21/26 14:22	01/21/26 20:57	SSN
Sulfate	230		mg/L	10	1.8	10	393152	01/21/26 14:22	01/21/26 21:15	SSN
Method: EPA 350.1 Prep Method: METHOD										
Ammonia-N	ND		mg/L	0.10	0.068	1	393823	01/28/26	01/29/26	CKN
Method: EPA 410.4 Prep Method: EPA 410.4										
Chemical Oxygen Demand	3.0	J	mg/L	4.0	2.0	1	393241	01/22/26	01/22/26	ARM
Method: EPA 6010B Prep Method: EPA 3015A										
Boron	0.15		mg/L	0.050	0.0090	1	393187	01/21/26	01/21/26	DXC
Calcium	9.0		mg/L	0.10	0.0095	1	393187	01/21/26	01/21/26	DXC
Iron	ND		mg/L	0.050	0.017	1	393187	01/21/26	01/21/26	DXC
Magnesium	2.9		mg/L	0.10	0.017	1	393187	01/21/26	01/21/26	DXC
Manganese	0.0020	J	mg/L	0.010	0.00075	1	393187	01/21/26	01/21/26	DXC
Potassium	1.2		mg/L	0.50	0.20	1	393187	01/21/26	01/21/26	DXC
Sodium	250		mg/L	0.50	0.017	1	393187	01/21/26	01/21/26	DXC
Method: EPA 8260B Prep Method: EPA 5030B										
Freon 12	0.2	J	ug/L	1.0	0.1	1	393200	01/21/26	01/21/26	ZST
Chloromethane	ND		ug/L	1.0	0.2	1	393200	01/21/26	01/21/26	ZST
Vinyl Chloride	ND		ug/L	0.5	0.1	1	393200	01/21/26	01/21/26	ZST
1,1-Dichloroethene	ND		ug/L	0.5	0.08	1	393200	01/21/26	01/21/26	ZST
Methylene Chloride	1.2	J	ug/L	10	0.2	1	393200	01/21/26	01/21/26	ZST
1,1-Dichloroethane	1.3		ug/L	0.5	0.1	1	393200	01/21/26	01/21/26	ZST
cis-1,2-Dichloroethene	2.0		ug/L	0.5	0.09	1	393200	01/21/26	01/21/26	ZST
1,2-Dichloroethane	ND		ug/L	0.5	0.1	1	393200	01/21/26	01/21/26	ZST
Benzene	0.3	J	ug/L	0.5	0.1	1	393200	01/21/26	01/21/26	ZST
Trichloroethene	0.5		ug/L	0.5	0.1	1	393200	01/21/26	01/21/26	ZST
Tetrachloroethene	0.3	J	ug/L	0.5	0.1	1	393200	01/21/26	01/21/26	ZST
1,4-Dichlorobenzene	1.0		ug/L	0.5	0.2	1	393200	01/21/26	01/21/26	ZST
Surrogates										
				Limits						
Dibromofluoromethane	102%		%REC	70-130		1	393200	01/21/26	01/21/26	ZST
1,2-Dichloroethane-d4	112%		%REC	70-130		1	393200	01/21/26	01/21/26	ZST
Toluene-d8	95%		%REC	70-130		1	393200	01/21/26	01/21/26	ZST
Bromofluorobenzene	96%		%REC	70-130		1	393200	01/21/26	01/21/26	ZST
Method: EPA 8270C-SIM Prep Method: EPA 3535										
1,4-Dioxane	ND		ug/L	1.0	0.87	1	393612	01/27/26	01/28/26	MSS
Surrogates										
				Limits						
1,4-Dioxane-d8 (SUR)	98%		%REC	80-120		1	393612	01/27/26	01/28/26	MSS

Analysis Results for 551157

551157-004 Analyte	Result	Qual	Units	RL	MDL	DF	Batch	Prepared	Analyzed	Chemist
Method: SM 4500-S2-D Prep Method: METHOD										
Sulfide	ND		mg/L	0.10		1	393338	01/22/26	01/22/26	TXC
Method: SM 5310B Prep Method: SM 5310B										
Total Organic Carbon	1.8		mg/L	1.0	0.49	1	393301	01/22/26	01/22/26	BDR
Method: SM2320B Prep Method: METHOD										
Alkalinity, Bicarbonate, as CaCO3	330		mg/L	5.0	2.5	393948	01/30/26	01/30/26	01/30/26	ARM
Alkalinity, Total as CaCO3	330		mg/L	5.0	2.5	393948	01/30/26	01/30/26	01/30/26	ARM
Method: SM2540C Prep Method: METHOD										
Total Dissolved Solids	790		mg/L	20		2	393427	01/23/26	01/26/26	CDR

Analysis Results for 551157

Sample ID: DW-3	Lab ID: 551157-005	Collected: 01/20/26 12:06
Matrix: Water		

551157-005 Analyte	Result	Qual	Units	RL	MDL	DF	Batch	Prepared	Analyzed	Chemist
Method: EPA 300.0 Prep Method: METHOD										
Fluoride	0.58		mg/L	0.20	0.073	1	393152	01/21/26 14:22	01/22/26 01:33	SSN
Chloride	67		mg/L	1.0	0.27	1	393152	01/21/26 14:22	01/22/26 01:33	SSN
Bromide	0.26	J	mg/L	0.30	0.060	1	393152	01/21/26 14:22	01/22/26 01:33	SSN
Nitrogen, Nitrate	6.0		mg/L	0.10	0.05	1	393152	01/21/26 14:22	01/22/26 01:33	SSN
Sulfate	120		mg/L	10	1.8	10	393152	01/21/26 14:22	01/22/26 02:26	SSN
Method: EPA 350.1 Prep Method: METHOD										
Ammonia-N	ND		mg/L	0.10	0.068	1	393823	01/28/26	01/29/26	CKN
Method: EPA 410.4 Prep Method: EPA 410.4										
Chemical Oxygen Demand	ND		mg/L	4.0	2.0	1	393241	01/22/26	01/22/26	ARM
Method: EPA 6010B Prep Method: EPA 3015A										
Boron	0.33		mg/L	0.050	0.0090	1	393187	01/21/26	01/21/26	DXC
Calcium	44		mg/L	0.10	0.0095	1	393187	01/21/26	01/21/26	DXC
Iron	ND		mg/L	0.050	0.017	1	393187	01/21/26	01/21/26	DXC
Magnesium	5.6		mg/L	0.10	0.017	1	393187	01/21/26	01/21/26	DXC
Manganese	0.0025	J	mg/L	0.010	0.00075	1	393187	01/21/26	01/21/26	DXC
Potassium	1.7		mg/L	0.50	0.20	1	393187	01/21/26	01/21/26	DXC
Sodium	130		mg/L	0.50	0.017	1	393187	01/21/26	01/21/26	DXC
Method: EPA 8260B Prep Method: EPA 5030B										
Freon 12	5.3		ug/L	1.0	0.1	1	393200	01/22/26	01/22/26	ZST
Chloromethane	ND		ug/L	1.0	0.2	1	393200	01/22/26	01/22/26	ZST
Vinyl Chloride	ND		ug/L	0.5	0.1	1	393200	01/22/26	01/22/26	ZST
1,1-Dichloroethene	ND		ug/L	0.5	0.08	1	393200	01/22/26	01/22/26	ZST
Methylene Chloride	ND		ug/L	10	0.2	1	393200	01/22/26	01/22/26	ZST
1,1-Dichloroethane	0.4	J	ug/L	0.5	0.1	1	393200	01/22/26	01/22/26	ZST
cis-1,2-Dichloroethene	ND		ug/L	0.5	0.09	1	393200	01/22/26	01/22/26	ZST
1,2-Dichloroethane	ND		ug/L	0.5	0.1	1	393200	01/22/26	01/22/26	ZST
Benzene	ND		ug/L	0.5	0.1	1	393200	01/22/26	01/22/26	ZST
Trichloroethene	0.2	J	ug/L	0.5	0.1	1	393200	01/22/26	01/22/26	ZST
Tetrachloroethene	1.7		ug/L	0.5	0.1	1	393200	01/22/26	01/22/26	ZST
1,4-Dichlorobenzene	ND		ug/L	0.5	0.2	1	393200	01/22/26	01/22/26	ZST
Surrogates										
Dibromofluoromethane	103%		%REC	70-130		1	393200	01/22/26	01/22/26	ZST
1,2-Dichloroethane-d4	111%		%REC	70-130		1	393200	01/22/26	01/22/26	ZST
Toluene-d8	95%		%REC	70-130		1	393200	01/22/26	01/22/26	ZST
Bromofluorobenzene	97%		%REC	70-130		1	393200	01/22/26	01/22/26	ZST
Method: EPA 8270C-SIM Prep Method: EPA 3535										
1,4-Dioxane	ND		ug/L	1.0	0.87	1	393612	01/27/26	01/28/26	MSS
Surrogates										
1,4-Dioxane-d8 (SUR)	100%		%REC	80-120		1	393612	01/27/26	01/28/26	MSS

Analysis Results for 551157

551157-005 Analyte	Result	Qual	Units	RL	MDL	DF	Batch	Prepared	Analyzed	Chemist
Method: SM 4500-S2-D Prep Method: METHOD										
Sulfide	ND		mg/L	0.10		1	393338	01/22/26	01/22/26	TXC
Method: SM 5310B Prep Method: SM 5310B										
Total Organic Carbon	2.7		mg/L	1.0	0.49	1	393301	01/22/26	01/22/26	BDR
Method: SM2320B Prep Method: METHOD										
Alkalinity, Bicarbonate, as CaCO3	260		mg/L	5.0	2.5	393948	01/30/26	01/30/26	ARM	ARM
Alkalinity, Total as CaCO3	260		mg/L	5.0	2.5	393948	01/30/26	01/30/26	ARM	ARM
Method: SM2540C Prep Method: METHOD										
Total Dissolved Solids	530		mg/L	20		2	393427	01/23/26	01/26/26	CDR

Sample ID: QCFB **Lab ID: 551157-006** **Collected: 01/20/26 08:24**
Matrix: Water

551157-006 Analyte	Result	Qual	Units	RL	MDL	DF	Batch	Prepared	Analyzed	Chemist
Method: EPA 8260B Prep Method: EPA 5030B										
Freon 12	ND		ug/L	1.0	0.1	1	393200	01/22/26	01/22/26	ZST
Chloromethane	ND		ug/L	1.0	0.2	1	393200	01/22/26	01/22/26	ZST
Vinyl Chloride	ND		ug/L	0.5	0.1	1	393200	01/22/26	01/22/26	ZST
1,1-Dichloroethene	ND		ug/L	0.5	0.08	1	393200	01/22/26	01/22/26	ZST
Methylene Chloride	0.3	J	ug/L	10	0.2	1	393200	01/22/26	01/22/26	ZST
1,1-Dichloroethane	ND		ug/L	0.5	0.1	1	393200	01/22/26	01/22/26	ZST
cis-1,2-Dichloroethene	ND		ug/L	0.5	0.09	1	393200	01/22/26	01/22/26	ZST
1,2-Dichloroethane	ND		ug/L	0.5	0.1	1	393200	01/22/26	01/22/26	ZST
Benzene	ND		ug/L	0.5	0.1	1	393200	01/22/26	01/22/26	ZST
Trichloroethene	ND		ug/L	0.5	0.1	1	393200	01/22/26	01/22/26	ZST
Tetrachloroethene	ND		ug/L	0.5	0.1	1	393200	01/22/26	01/22/26	ZST
1,4-Dichlorobenzene	ND		ug/L	0.5	0.2	1	393200	01/22/26	01/22/26	ZST
Surrogates			Limits							
Dibromofluoromethane	104%		%REC	70-130		1	393200	01/22/26	01/22/26	ZST
1,2-Dichloroethane-d4	114%		%REC	70-130		1	393200	01/22/26	01/22/26	ZST
Toluene-d8	93%		%REC	70-130		1	393200	01/22/26	01/22/26	ZST
Bromofluorobenzene	97%		%REC	70-130		1	393200	01/22/26	01/22/26	ZST

Analysis Results for 551157

Sample ID: QCTB	Lab ID: 551157-007	Collected: 01/20/26
Matrix: Water		

551157-007 Analyte	Result	Qual	Units	RL	MDL	DF	Batch	Prepared	Analyzed	Chemist
Method: EPA 8260B										
Prep Method: EPA 5030B										
Freon 12	ND		ug/L	1.0	0.1	1	393200	01/22/26	01/22/26	ZST
Chloromethane	ND		ug/L	1.0	0.2	1	393200	01/22/26	01/22/26	ZST
Vinyl Chloride	ND		ug/L	0.5	0.1	1	393200	01/22/26	01/22/26	ZST
1,1-Dichloroethene	ND		ug/L	0.5	0.08	1	393200	01/22/26	01/22/26	ZST
Methylene Chloride	0.4	J	ug/L	10	0.2	1	393200	01/22/26	01/22/26	ZST
1,1-Dichloroethane	ND		ug/L	0.5	0.1	1	393200	01/22/26	01/22/26	ZST
cis-1,2-Dichloroethene	ND		ug/L	0.5	0.09	1	393200	01/22/26	01/22/26	ZST
1,2-Dichloroethane	ND		ug/L	0.5	0.1	1	393200	01/22/26	01/22/26	ZST
Benzene	ND		ug/L	0.5	0.1	1	393200	01/22/26	01/22/26	ZST
Trichloroethene	ND		ug/L	0.5	0.1	1	393200	01/22/26	01/22/26	ZST
Tetrachloroethene	ND		ug/L	0.5	0.1	1	393200	01/22/26	01/22/26	ZST
1,4-Dichlorobenzene	ND		ug/L	0.5	0.2	1	393200	01/22/26	01/22/26	ZST
Surrogates				Limits						
Dibromofluoromethane	106%		%REC	70-130		1	393200	01/22/26	01/22/26	ZST
1,2-Dichloroethane-d4	114%		%REC	70-130		1	393200	01/22/26	01/22/26	ZST
Toluene-d8	95%		%REC	70-130		1	393200	01/22/26	01/22/26	ZST
Bromofluorobenzene	98%		%REC	70-130		1	393200	01/22/26	01/22/26	ZST

J Estimated value
 ND Not Detected

Batch QC

Type: Blank	Lab ID: QC1332918	Batch: 393152
Matrix: Water	Method: EPA 300.0	Prep Method: METHOD

QC1332918 Analyte	Result	Qual	Units	RL	MDL	Prepared	Analyzed
Fluoride	ND		mg/L	0.20	0.073	01/21/26 14:22	01/21/26 15:00
Chloride	ND		mg/L	1.0	0.27	01/21/26 14:22	01/21/26 15:00
Bromide	ND		mg/L	0.30	0.060	01/21/26 14:22	01/21/26 15:00
Nitrogen, Nitrate	ND		mg/L	0.10	0.05	01/21/26 14:22	01/21/26 15:00
Sulfate	ND		mg/L	1.0	0.18	01/21/26 14:22	01/21/26 15:00

Type: Lab Control Sample	Lab ID: QC1332919	Batch: 393152
Matrix: Water	Method: EPA 300.0	Prep Method: METHOD

QC1332919 Analyte	Result	Spiked	Units	Recovery	Qual	Limits
Fluoride	10.82	10.00	mg/L	108%		90-110
Chloride	51.07	50.00	mg/L	102%		90-110
Bromide	15.55	15.00	mg/L	104%		90-110
Nitrogen, Nitrate	4.695	4.518	mg/L	104%		90-110
Sulfate	26.94	25.00	mg/L	108%		90-110

Type: Matrix Spike	Lab ID: QC1332921	Batch: 393152
Matrix (Source ID): Water (551266-003)	Method: EPA 300.0	Prep Method: METHOD

QC1332921 Analyte	Result	Source Sample Result	Spiked	Units	Recovery	Qual	Limits	DF
Fluoride	22.17	0.1348	20.00	mg/L	110%		80-129	1
Chloride	122.5	10.88	100.0	mg/L	112%		80-123	1
Bromide	16.11	0.07434	15.00	mg/L	107%		80-121	1
Nitrogen, Nitrate	9.809	0.07395	9.036	mg/L	108%		80-123	1
Sulfate	83.22	30.05	50.00	mg/L	106%		79-124	1

Type: Matrix Spike Duplicate	Lab ID: QC1332922	Batch: 393152
Matrix (Source ID): Water (551266-003)	Method: EPA 300.0	Prep Method: METHOD

QC1332922 Analyte	Result	Source Sample Result	Spiked	Units	Recovery	Qual	Limits	RPD	Lim	DF
Fluoride	22.28	0.1348	20.00	mg/L	111%		80-129	0	21	1
Chloride	123.1	10.88	100.0	mg/L	112%		80-123	0	20	1
Bromide	16.19	0.07434	15.00	mg/L	107%		80-121	0	20	1
Nitrogen, Nitrate	9.848	0.07395	9.036	mg/L	108%		80-123	0	20	1
Sulfate	83.37	30.05	50.00	mg/L	107%		79-124	0	20	1

Type: Blank	Lab ID: QC1335238	Batch: 393823
Matrix: Water	Method: EPA 350.1	Prep Method: METHOD

QC1335238 Analyte	Result	Qual	Units	RL	MDL	Prepared	Analyzed
Ammonia-N	ND		mg/L	0.10	0.068	01/28/26	01/29/26

Batch QC

Type: Lab Control Sample	Lab ID: QC1335239	Batch: 393823
Matrix: Water	Method: EPA 350.1	Prep Method: METHOD

QC1335239 Analyte	Result	Spiked	Units	Recovery	Qual	Limits
Ammonia-N	1.025	1.000	mg/L	103%		90-110

Type: Matrix Spike	Lab ID: QC1335243	Batch: 393823
Matrix (Source ID): Water (551124-001)	Method: EPA 350.1	Prep Method: METHOD

QC1335243 Analyte	Result	Source Sample Result	Spiked	Units	Recovery	Qual	Limits	DF
Ammonia-N	1.032	ND	1.000	mg/L	103%		90-110	1

Type: Matrix Spike Duplicate	Lab ID: QC1335244	Batch: 393823
Matrix (Source ID): Water (551124-001)	Method: EPA 350.1	Prep Method: METHOD

QC1335244 Analyte	Result	Source Sample Result	Spiked	Units	Recovery	Qual	Limits	RPD	RPD Lim	DF
Ammonia-N	0.9073	ND	1.000	mg/L	91%		90-110	13	20	1

Type: Matrix Spike	Lab ID: QC1335245	Batch: 393823
Matrix (Source ID): Water (551124-002)	Method: EPA 350.1	Prep Method: METHOD

QC1335245 Analyte	Result	Source Sample Result	Spiked	Units	Recovery	Qual	Limits	DF
Ammonia-N	1.003	ND	1.000	mg/L	100%		90-110	1

Type: Matrix Spike Duplicate	Lab ID: QC1335246	Batch: 393823
Matrix (Source ID): Water (551124-002)	Method: EPA 350.1	Prep Method: METHOD

QC1335246 Analyte	Result	Source Sample Result	Spiked	Units	Recovery	Qual	Limits	RPD	RPD Lim	DF
Ammonia-N	1.021	ND	1.000	mg/L	102%		90-110	2	20	1

Type: Blank	Lab ID: QC1333241	Batch: 393241
Matrix: Water	Method: EPA 410.4	Prep Method: EPA 410.4

QC1333241 Analyte	Result	Qual	Units	RL	MDL	Prepared	Analyzed
Chemical Oxygen Demand	ND		mg/L	4.0	2.0	01/22/26	01/22/26

Type: Lab Control Sample	Lab ID: QC1333242	Batch: 393241
Matrix: Water	Method: EPA 410.4	Prep Method: EPA 410.4

QC1333242 Analyte	Result	Spiked	Units	Recovery	Qual	Limits
Chemical Oxygen Demand	97.00	100.0	mg/L	97%		90-110

Batch QC

Type: Matrix Spike	Lab ID: QC1333243	Batch: 393241
Matrix (Source ID): Water (550965-001)	Method: EPA 410.4	Prep Method: EPA 410.4

QC1333243 Analyte	Result	Source Sample Result	Spiked	Units	Recovery	Qual	Limits	DF
Chemical Oxygen Demand	110.0	23.00	100.0	mg/L	87%	75-125	75-125	2

Type: Matrix Spike Duplicate	Lab ID: QC1333244	Batch: 393241
Matrix (Source ID): Water (550965-001)	Method: EPA 410.4	Prep Method: EPA 410.4

QC1333244 Analyte	Result	Source Sample Result	Spiked	Units	Recovery	Qual	Limits	RPD	RPD Lim	DF
Chemical Oxygen Demand	108.0	23.00	100.0	mg/L	85%	75-125	75-125	2	20	2

Type: Matrix Spike	Lab ID: QC1333245	Batch: 393241
Matrix (Source ID): Water (551124-001)	Method: EPA 410.4	Prep Method: EPA 410.4

QC1333245 Analyte	Result	Source Sample Result	Spiked	Units	Recovery	Qual	Limits	DF
Chemical Oxygen Demand	92.00	ND	100.0	mg/L	92%	75-125	75-125	2

Type: Matrix Spike Duplicate	Lab ID: QC1333246	Batch: 393241
Matrix (Source ID): Water (551124-001)	Method: EPA 410.4	Prep Method: EPA 410.4

QC1333246 Analyte	Result	Source Sample Result	Spiked	Units	Recovery	Qual	Limits	RPD	RPD Lim	DF
Chemical Oxygen Demand	90.00	ND	100.0	mg/L	90%	75-125	75-125	2	20	2

Type: Blank	Lab ID: QC1333051	Batch: 393187
Matrix: Water	Method: EPA 6010B	Prep Method: EPA 3015A

QC1333051 Analyte	Result	Qual	Units	RL	MDL	Prepared	Analyzed
Boron	ND		mg/L	0.050	0.0090	01/21/26	01/21/26
Calcium	ND		mg/L	0.10	0.0095	01/21/26	01/21/26
Iron	ND		mg/L	0.020	0.017	01/21/26	01/21/26
Magnesium	ND		mg/L	0.10	0.017	01/21/26	01/21/26
Manganese	ND		mg/L	0.010	0.00075	01/21/26	01/21/26
Potassium	ND		mg/L	0.50	0.20	01/21/26	01/21/26
Sodium	0.026	J	mg/L	0.50	0.017	01/21/26	01/21/26

Batch QC

Type: Matrix Spike	Lab ID: QC1333052	Batch: 393187
Matrix (Source ID): Water (551157-001)	Method: EPA 6010B	Prep Method: EPA 3015A

QC1333052 Analyte	Result	Source Sample Result	Spiked	Units	Recovery	Qual	Limits	DF
Boron	0.7445	0.3703	0.4000	mg/L	94%		75-125	1
Calcium	90.72	72.73	20.40	mg/L	88%		75-125	1
Iron	0.4116	0.03673	0.4000	mg/L	94%		75-125	1
Magnesium	28.88	9.999	20.40	mg/L	93%		75-125	1
Manganese	0.5303	0.1336	0.4000	mg/L	99%		75-125	1
Potassium	23.71	1.523	24.00	mg/L	92%		75-125	1
Sodium	244.2	228.9	20.40	mg/L	75%	NM	75-125	1

Type: Matrix Spike Duplicate	Lab ID: QC1333053	Batch: 393187
Matrix (Source ID): Water (551157-001)	Method: EPA 6010B	Prep Method: EPA 3015A

QC1333053 Analyte	Result	Source Sample Result	Spiked	Units	Recovery	Qual	Limits	RPD	RPD Lim	DF
Boron	0.7365	0.3703	0.4000	mg/L	92%		75-125	1	20	1
Calcium	90.34	72.73	20.40	mg/L	86%		75-125	0	20	1
Iron	0.4064	0.03673	0.4000	mg/L	92%		75-125	1	22	1
Magnesium	28.45	9.999	20.40	mg/L	90%		75-125	2	20	1
Manganese	0.5304	0.1336	0.4000	mg/L	99%		75-125	0	20	1
Potassium	23.19	1.523	24.00	mg/L	90%		75-125	2	20	1
Sodium	243.8	228.9	20.40	mg/L	73%	NM	75-125	0	20	1

Type: Lab Control Sample	Lab ID: QC1333054	Batch: 393187
Matrix: Water	Method: EPA 6010B	Prep Method: EPA 3015A

QC1333054 Analyte	Result	Spiked	Units	Recovery	Qual	Limits
Boron	0.3633	0.4000	mg/L	91%		80-120
Calcium	18.82	20.40	mg/L	92%		80-120
Iron	0.3793	0.4000	mg/L	95%		80-120
Magnesium	19.00	20.40	mg/L	93%		80-120
Manganese	0.3787	0.4000	mg/L	95%		80-120
Potassium	21.59	24.00	mg/L	90%		80-120
Sodium	18.43	20.40	mg/L	90%		80-120

Batch QC

Type: Serial Dilution	Lab ID: QC1333071	Batch: 393187
Matrix (Source ID): Water (551157-001)	Method: EPA 6010B	Prep Method: EPA 3015A

QC1333071 Analyte	Result	Source Sample Result	Units	Qual	RPD	RPD Lim	DF
Boron	0.3649	0.3703	mg/L				5
Calcium	74.88	72.73	mg/L				5
Iron	ND	0.03673	mg/L				5
Magnesium	10.30	9.999	mg/L				5
Manganese	0.1340	0.1336	mg/L				5
Potassium	1.343	1.523	mg/L	J			5
Sodium	234.5	228.9	mg/L				5

Type: Lab Control Sample	Lab ID: QC1333072	Batch: 393200
Matrix: Water	Method: EPA 8260B	Prep Method: EPA 5030B

QC1333072 Analyte	Result	Spiked	Units	Recovery	Qual	Limits
1,1-Dichloroethene	43.83	50.00	ug/L	88%		69-128
MTBE	51.22	50.00	ug/L	102%		66-125
Benzene	48.25	50.00	ug/L	96%		76-121
Trichloroethene	42.24	50.00	ug/L	84%		76-124
Toluene	44.09	50.00	ug/L	88%		76-120
Chlorobenzene	44.41	50.00	ug/L	89%		78-120
Surrogates						
Dibromofluoromethane	51.65	50.00	ug/L	103%		70-130
1,2-Dichloroethane-d4	54.86	50.00	ug/L	110%		70-130
Toluene-d8	46.44	50.00	ug/L	93%		70-130
Bromofluorobenzene	48.57	50.00	ug/L	97%		70-130

Type: Lab Control Sample Duplicate	Lab ID: QC1333073	Batch: 393200
Matrix: Water	Method: EPA 8260B	Prep Method: EPA 5030B

QC1333073 Analyte	Result	Spiked	Units	Recovery	Qual	Limits	RPD	RPD Lim
1,1-Dichloroethene	54.05	50.00	ug/L	108%		69-128	21	23
MTBE	60.18	50.00	ug/L	120%		66-125	16	22
Benzene	59.30	50.00	ug/L	119%		76-121	21	21
Trichloroethene	46.20	50.00	ug/L	92%		76-124	9	22
Toluene	48.67	50.00	ug/L	97%		76-120	10	21
Chlorobenzene	48.79	50.00	ug/L	98%		78-120	9	20
Surrogates								
Dibromofluoromethane	57.99	50.00	ug/L	116%		70-130		
1,2-Dichloroethane-d4	61.40	50.00	ug/L	123%		70-130		
Toluene-d8	47.74	50.00	ug/L	95%		70-130		
Bromofluorobenzene	48.38	50.00	ug/L	97%		70-130		

Batch QC

Type: Matrix Spike	Lab ID: QC1333074	Batch: 393200
Matrix (Source ID): Water (551157-001)	Method: EPA 8260B	Prep Method: EPA 5030B

QC1333074 Analyte	Result	Source Sample Result	Spiked	Units	Recovery	Qual	Limits	DF
1,1-Dichloroethene	20.12	ND	20.00	ug/L	101%		62-131	1
MTBE	22.68	ND	20.00	ug/L	113%		61-124	1
Benzene	22.03	ND	20.00	ug/L	110%		70-123	1
Trichloroethene	19.02	ND	20.00	ug/L	95%		65-131	1
Toluene	19.44	ND	20.00	ug/L	97%		69-120	1
Chlorobenzene	19.41	ND	20.00	ug/L	97%		72-121	1
Surrogates								
Dibromofluoromethane	53.14		50.00	ug/L	106%		70-130	1
1,2-Dichloroethane-d4	59.29		50.00	ug/L	119%		70-130	1
Toluene-d8	46.09		50.00	ug/L	92%		70-130	1
Bromofluorobenzene	48.29		50.00	ug/L	97%		70-130	1

Type: Matrix Spike Duplicate	Lab ID: QC1333075	Batch: 393200
Matrix (Source ID): Water (551157-001)	Method: EPA 8260B	Prep Method: EPA 5030B

QC1333075 Analyte	Result	Source Sample Result	Spiked	Units	Recovery	Qual	Limits	RPD	RPD Lim	DF
1,1-Dichloroethene	18.76	ND	20.00	ug/L	94%		62-131	7	31	1
MTBE	21.29	ND	20.00	ug/L	106%		61-124	6	30	1
Benzene	20.52	ND	20.00	ug/L	103%		70-123	7	31	1
Trichloroethene	19.10	ND	20.00	ug/L	96%		65-131	0	31	1
Toluene	19.50	ND	20.00	ug/L	98%		69-120	0	29	1
Chlorobenzene	19.69	ND	20.00	ug/L	98%		72-121	1	29	1
Surrogates										
Dibromofluoromethane	51.27		50.00	ug/L	103%		70-130			1
1,2-Dichloroethane-d4	56.06		50.00	ug/L	112%		70-130			1
Toluene-d8	47.69		50.00	ug/L	95%		70-130			1
Bromofluorobenzene	49.81		50.00	ug/L	100%		70-130			1

Batch QC

Type: Blank	Lab ID: QC1333077	Batch: 393200
Matrix: Water	Method: EPA 8260B	Prep Method: EPA 5030B

QC1333077 Analyte	Result	Qual	Units	RL	MDL	Prepared	Analyzed
Freon 12	ND		ug/L	1.0	0.1	01/21/26	01/21/26
Chloromethane	ND		ug/L	1.0	0.2	01/21/26	01/21/26
Vinyl Chloride	ND		ug/L	0.5	0.1	01/21/26	01/21/26
1,1-Dichloroethene	ND		ug/L	0.5	0.08	01/21/26	01/21/26
Methylene Chloride	ND		ug/L	10	0.2	01/21/26	01/21/26
1,1-Dichloroethane	ND		ug/L	0.5	0.1	01/21/26	01/21/26
cis-1,2-Dichloroethene	ND		ug/L	0.5	0.09	01/21/26	01/21/26
1,2-Dichloroethane	ND		ug/L	0.5	0.1	01/21/26	01/21/26
Benzene	ND		ug/L	0.5	0.1	01/21/26	01/21/26
Trichloroethene	ND		ug/L	0.5	0.1	01/21/26	01/21/26
Tetrachloroethene	ND		ug/L	0.5	0.1	01/21/26	01/21/26
1,4-Dichlorobenzene	ND		ug/L	0.5	0.2	01/21/26	01/21/26
Surrogates				Limits			
Dibromofluoromethane	103%		%REC	70-130		01/21/26	01/21/26
1,2-Dichloroethane-d4	111%		%REC	70-130		01/21/26	01/21/26
Toluene-d8	94%		%REC	70-130		01/21/26	01/21/26
Bromofluorobenzene	98%		%REC	70-130		01/21/26	01/21/26

Type: Blank	Lab ID: QC1334550	Batch: 393612
Matrix: Water	Method: EPA 8270C-SIM	Prep Method: EPA 3535

QC1334550 Analyte	Result	Qual	Units	RL	MDL	Prepared	Analyzed
1,4-Dioxane	ND		ug/L	1.0	0.87	01/27/26	01/28/26
Surrogates				Limits			
1,4-Dioxane-d8 (SUR)	95%		%REC	80-120		01/27/26	01/28/26

Type: Lab Control Sample	Lab ID: QC1334551	Batch: 393612
Matrix: Water	Method: EPA 8270C-SIM	Prep Method: EPA 3535

QC1334551 Analyte	Result	Spiked	Units	Recovery	Qual	Limits
1,4-Dioxane	11.00	10.00	ug/L	110%		79-120
Surrogates						
1,4-Dioxane-d8 (SUR)	10.15	10.00	ug/L	101%		80-120

Type: Lab Control Sample Duplicate	Lab ID: QC1334552	Batch: 393612
Matrix: Water	Method: EPA 8270C-SIM	Prep Method: EPA 3535

QC1334552 Analyte	Result	Spiked	Units	Recovery	Qual	Limits	RPD	RPD Lim
1,4-Dioxane	9.646	10.00	ug/L	96%		79-120	13	20
Surrogates								
1,4-Dioxane-d8 (SUR)	9.940	10.00	ug/L	99%		80-120		

Batch QC

Type: Blank	Lab ID: QC1334022	Batch: 393476
Matrix: Water	Method: SM 4500-S2-D	Prep Method: METHOD

QC1334022 Analyte	Result	Qual	Units	RL	MDL	Prepared	Analyzed
Sulfide	ND		mg/L	0.10		01/24/26	01/24/26

Type: Lab Control Sample	Lab ID: QC1334023	Batch: 393476
Matrix: Water	Method: SM 4500-S2-D	Prep Method: METHOD

QC1334023 Analyte	Result	Spiked	Units	Recovery	Qual	Limits
Sulfide	0.9000	1.000	mg/L	90%		90-110

Type: Matrix Spike	Lab ID: QC1334102	Batch: 393476
Matrix (Source ID): Water (551157-002)	Method: SM 4500-S2-D	Prep Method: METHOD

QC1334102 Analyte	Result	Source Sample Result	Spiked	Units	Recovery	Qual	Limits	DF
Sulfide	0.8000	ND	1.000	mg/L	80%		80-120	1

Type: Matrix Spike Duplicate	Lab ID: QC1334103	Batch: 393476
Matrix (Source ID): Water (551157-002)	Method: SM 4500-S2-D	Prep Method: METHOD

QC1334103 Analyte	Result	Source Sample Result	Spiked	Units	Recovery	Qual	Limits	RPD	RPD Lim	DF
Sulfide	0.8000	ND	1.000	mg/L	80%		80-120	0	20	1

Type: Blank	Lab ID: QC1333570	Batch: 393338
Matrix: Water	Method: SM 4500-S2-D	Prep Method: METHOD

QC1333570 Analyte	Result	Qual	Units	RL	MDL	Prepared	Analyzed
Sulfide	ND		mg/L	0.10		01/22/26	01/22/26

Type: Lab Control Sample	Lab ID: QC1333571	Batch: 393338
Matrix: Water	Method: SM 4500-S2-D	Prep Method: METHOD

QC1333571 Analyte	Result	Spiked	Units	Recovery	Qual	Limits
Sulfide	0.9000	1.000	mg/L	90%		90-110

Type: Matrix Spike	Lab ID: QC1333572	Batch: 393338
Matrix (Source ID): Drinking Water (551376-001)	Method: SM 4500-S2-D	Prep Method: METHOD

QC1333572 Analyte	Result	Source Sample Result	Spiked	Units	Recovery	Qual	Limits	DF
Sulfide	0.9000	ND	1.000	mg/L	90%		80-120	1

Batch QC

Type: Matrix Spike Duplicate	Lab ID: QC1333573	Batch: 393338
Matrix (Source ID): Drinking Water (551376-001)	Method: SM 4500-S2-D	Prep Method: METHOD

QC1333573 Analyte	Result	Source Sample Result	Spiked	Units	Recovery	Qual	Limits	RPD	RPD Lim	DF
Sulfide	0.9000	ND	1.000	mg/L	90%		80-120	0	20	1

Type: Blank	Lab ID: QC1333432	Batch: 393301
Matrix: Water	Method: SM 5310B	Prep Method: SM 5310B

QC1333432 Analyte	Result	Qual	Units	RL	MDL	Prepared	Analyzed
Total Organic Carbon	ND		mg/L	1.0	0.49	01/22/26	01/22/26

Type: Lab Control Sample	Lab ID: QC1333433	Batch: 393301
Matrix: Water	Method: SM 5310B	Prep Method: SM 5310B

QC1333433 Analyte	Result	Spiked	Units	Recovery	Qual	Limits
Total Organic Carbon	23.41	25.00	mg/L	94%		85-115

Type: Matrix Spike	Lab ID: QC1333434	Batch: 393301
Matrix (Source ID): Water (551124-001)	Method: SM 5310B	Prep Method: SM 5310B

QC1333434 Analyte	Result	Source Sample Result	Spiked	Units	Recovery	Qual	Limits	DF
Total Organic Carbon	27.93	0.8952	25.00	mg/L	108%		75-125	1

Type: Matrix Spike Duplicate	Lab ID: QC1333435	Batch: 393301
Matrix (Source ID): Water (551124-001)	Method: SM 5310B	Prep Method: SM 5310B

QC1333435 Analyte	Result	Source Sample Result	Spiked	Units	Recovery	Qual	Limits	RPD	RPD Lim	DF
Total Organic Carbon	26.01	0.8952	25.00	mg/L	100%		75-125	7	25	1

Type: Blank	Lab ID: QC1335675	Batch: 393948
Matrix: Water	Method: SM2320B	Prep Method: METHOD

QC1335675 Analyte	Result	Qual	Units	RL	MDL	Prepared	Analyzed
Alkalinity, Bicarbonate, as CaCO ₃	ND		mg/L	2.0		01/30/26	01/30/26
Alkalinity, Total as CaCO ₃	ND		mg/L	2.0		01/30/26	01/30/26

Type: Lab Control Sample	Lab ID: QC1335676	Batch: 393948
Matrix: Water	Method: SM2320B	Prep Method: METHOD

QC1335676 Analyte	Result	Spiked	Units	Recovery	Qual	Limits
Alkalinity, Total as CaCO ₃	99.15	100.0	mg/L	99%		90-110

Batch QC

Type: Sample Duplicate	Lab ID: QC1335677	Batch: 393948
Matrix (Source ID): Water (551157-001)	Method: SM2320B	Prep Method: METHOD

QC1335677 Analyte	Result	Source Sample Result	Units	Qual	RPD	RPD Lim	DF
Alkalinity, Bicarbonate, as CaCO3	315.3	324.9	mg/L		3	20	2.5
Alkalinity, Total as CaCO3	315.3	324.9	mg/L		3	20	2.5

Type: Blank	Lab ID: QC1333900	Batch: 393427
Matrix: Water	Method: SM2540C	Prep Method: METHOD

QC1333900 Analyte	Result	Qual	Units	RL	MDL	Prepared	Analyzed
Total Dissolved Solids	ND		mg/L	20		01/23/26	01/26/26

Type: Lab Control Sample	Lab ID: QC1333901	Batch: 393427
Matrix: Water	Method: SM2540C	Prep Method: METHOD

QC1333901 Analyte	Result	Spiked	Units	Recovery	Qual	Limits
Total Dissolved Solids	984.0	1000	mg/L	98%		90-110

Type: Sample Duplicate	Lab ID: QC1333903	Batch: 393427
Matrix (Source ID): Drinking Water (551307-007)	Method: SM2540C	Prep Method: METHOD

QC1333903 Analyte	Result	Source Sample Result	Units	Qual	RPD	RPD Lim	DF
Total Dissolved Solids	112.0	94.00	mg/L		17*	5	2

Type: Sample Duplicate	Lab ID: QC1333904	Batch: 393427
Matrix (Source ID): Drinking Water (551373-001)	Method: SM2540C	Prep Method: METHOD

QC1333904 Analyte	Result	Source Sample Result	Units	Qual	RPD	RPD Lim	DF
Total Dissolved Solids	162.0	156.0	mg/L		4	5	2

* Value is outside QC limits
 J Estimated value
 ND Not Detected
 NM Not Meaningful

Laboratory Job Number 551157

Subcontracted Products

McCampbell Analytical, Inc.



McC Campbell Analytical, Inc.

"When Quality Counts"

Analytical Report

WorkOrder: 2601B62

Report Created for: Enthalpy Analytical

931 West Barkley Avenue
Orange, CA 92868

Project Contact: David Tripp

Project P.O.: 079649

Project: EO-551157

Project Location:

Project Received: 01/21/2026

Analytical Report reviewed & approved for release on 01/28/2026 by:

Jena Alfaro

Project Manager

McC Campbell Analytical Inc. is not accredited for all the testing in this report. The report shall not be reproduced except in full, without the written approval of the laboratory. The analytical results relate only to the items tested.





Glossary of Terms & Qualifier Definitions

Client: Enthalpy Analytical

WorkOrder: 2601B62

Project: EO-551157

Glossary Abbreviation

%D	Serial Dilution Percent Difference
95% Interval	95% Confident Interval
CCV	Continuing Calibration Verification.
CCV REC (%)	% recovery of Continuing Calibration Verification.
CPT	Consumer Product Testing not NELAP Accredited
DF	Dilution Factor
DI WET	(DISTLC) Waste Extraction Test using DI water
DISS	Dissolved (direct analysis of 0.45 µm filtered and acidified water sample)
DLT	Dilution Test (Serial Dilution)
DUP	Duplicate
EDL	Estimated Detection Limit
ERS	External reference sample. Second source calibration verification.
ITEF	International Toxicity Equivalence Factor
LCS	Laboratory Control Sample
LCS2	Second LCS for the batch. Spike level is lower than that for the first LCS; applicable to method 1633.
LQL	Lowest Quantitation Level
MB	Method Blank
MB IS/SS % Rec	% Recovery of Internal Standard or Surrogate in Method Blank, if applicable
MB SS % Rec	% Recovery of Surrogate in Method Blank, if applicable
MDL	Method Detection Limit ¹
ML	Minimum Level of Quantitation
MS	Matrix Spike
MSD	Matrix Spike Duplicate
NA	Not Applicable
ND	Not detected at or above the indicated MDL or RL.
NR	Data Not Reported due to matrix interference or insufficient sample amount.
PDS	Post Digestion Spike
PF	Prep Factor
RD	Relative Difference
RL	Reporting Limit ²
RPD	Relative Percent Difference
RRT	Relative Retention Time
RSD	Relative Standard Deviation
SNR	Surrogate is diluted out of the calibration range

¹ MDL is the minimum measured concentration of a substance that can be reported with 99% confidence that the measured concentration is distinguishable from method blank results. Definition and Procedure for the Determination of the Method Detection Limit, Revision 2, 40CFR, Part 136, Appendix B, EPA 821-R-16-006, December 2016. Values are based upon our default extraction volume/amount and are subject to change.

² RL is the lowest level that can be reliably determined within specified limits of precision and accuracy during routine laboratory operating conditions. (The RL cannot be lower than the lowest calibration standard used in the initial calibration of the instrument and must be greater than the MDL.) Values are based upon our default extraction volume/amount and are subject to change.



Glossary of Terms & Qualifier Definitions

Client: Enthalpy Analytical

WorkOrder: 2601B62

Project: EO-551157

SPK Val	Spike Value
SPKRef Val	Spike Reference Value
SPLP	Synthetic Precipitation Leachate Procedure
ST	Sorbent Tube
TCLP	Toxicity Characteristic Leachate Procedure
TEQ	Toxicity Equivalents
TNTC	"Too Numerous to Count;" greater than 250 colonies observed on the plate.
TPH-Diesel	Sample results for semi-volatile TPH (diesel, kerosene, oil, etc) were calculated using a background subtraction procedure to correct for instrument baseline rise (column bleed) as described in Sec 7.7.2.2 of EPA 8015 B, C.
TZA	TimeZone Net Adjustment for sample collected outside of MAI's Coordinated Universal Time (UTC). (Adjustment for Daylight Saving is not accounted.)
WET (STLC)	Waste Extraction Test (Soluble Threshold Limit Concentration)



Analytical Report

Client: Enthalpy Analytical
Date Received: 01/21/2026 10:21
Date Prepared: 01/23/2026
Project: EO-551157

WorkOrder: 2601B62
Extraction Method: RSK175
Analytical Method: RSK175
Unit: µg/L

Dissolved Carbon Dioxide by RSK 175

Client ID	Lab ID	Matrix	Date Collected	Instrument FileID	Batch ID
DW-29	2601B62-001A	Water	01/20/2026 08:22	GC26 0123260204.D	334387

<u>Analytes</u>	<u>Result</u>	<u>MDL</u>	<u>RL</u>	<u>DF</u>	<u>Date Analyzed</u>
Carbon Dioxide	11,000	500	500	10	01/23/2026 15:39

Analyst(s): CLO

Client ID	Lab ID	Matrix	Date Collected	Instrument FileID	Batch ID
DW-31	2601B62-002A	Water	01/20/2026 09:15	GC26 0123260205.D	334387

<u>Analytes</u>	<u>Result</u>	<u>MDL</u>	<u>RL</u>	<u>DF</u>	<u>Date Analyzed</u>
Carbon Dioxide	49,000	2500	2500	50	01/23/2026 16:09

Analyst(s): CLO

Client ID	Lab ID	Matrix	Date Collected	Instrument FileID	Batch ID
DW-1	2601B62-003A	Water	01/20/2026 10:14	GC26 0123260206.D	334387

<u>Analytes</u>	<u>Result</u>	<u>MDL</u>	<u>RL</u>	<u>DF</u>	<u>Date Analyzed</u>
Carbon Dioxide	3400	500	500	10	01/23/2026 17:02

Analyst(s): CLO

(Cont.)



Analytical Report

Client: Enthalpy Analytical
Date Received: 01/21/2026 10:21
Date Prepared: 01/23/2026
Project: EO-551157

WorkOrder: 2601B62
Extraction Method: RSK175
Analytical Method: RSK175
Unit: µg/L

Dissolved Carbon Dioxide by RSK 175

Client ID	Lab ID	Matrix	Date Collected	Instrument FileID	Batch ID
DW-16	2601B62-004A	Water	01/20/2026 11:10	GC26 0123260207.D	334387

Analytes	Result	MDL	RL	DF	Date Analyzed
Carbon Dioxide	2700	500	500	10	01/23/2026 17:19

Analyst(s): CLO

Client ID	Lab ID	Matrix	Date Collected	Instrument FileID	Batch ID
DW-3	2601B62-005A	Water	01/20/2026 12:06	GC26 0123260208.D	334387

Analytes	Result	MDL	RL	DF	Date Analyzed
Carbon Dioxide	7300	250	250	5	01/23/2026 17:45

Analyst(s): CLO



Quality Control Report

Client: Enthalpy Analytical
Date Prepared: 01/23/2026
Date Analyzed: 01/23/2026
Instrument: GC26
Matrix: Water
Project: EO-551157

WorkOrder: 2601B62
BatchID: 334387
Extraction Method: RSK175
Analytical Method: RSK175
Unit: µg/L
Sample ID: MB/LCS/LCSD-334387

QC Summary Report for RSK175

Analyte	MB Result	MDL	RL			
Carbon Dioxide	ND	50	50	-	-	-

Analyte	LCS Result	LCSD Result	SPK Val	LCS %REC	LCSD %REC	LCS/LCSD Limits	RPD	RPD Limit
Carbon Dioxide	170	170	187.2	90	92	70-130	2.29	30



1534 Willow Pass Rd
Pittsburg, CA 94565-1701
(925) 252-9262

WaterTrax CLIP EDF

CHAIN-OF-CUSTODY RECORD

WorkOrder: 2601B62 **ClientCode: ENO** **QuoteID: 262776**
 EQulS Dry-Weight Email HardCopy ThirdParty J-flag
 Detection Summary Excel [A1_Standard_QC]

Report to:

David Tripp
Enthalpy Analytical
931 West Barkley Avenue
Orange, CA 92868
657-581-4710 FAX:

Email: david.tripp@enthalpy.com
cc/3rd Party: incomingreports@enthalpy.com;
PO: 079649
Project: EO-551157

Bill to:

Accounts Payable/Enthalpy SoCal
Montrose Environmental Group
PO Box 842165
Boston, MA 02284-2165
003EL_ap@montrose-env.com

Requested TAT: 5 days;

Date Received: **01/21/2026**
Date Logged: **01/21/2026**

Lab ID	ClientSampID	Matrix	Collection Date	Hold	Requested Tests (See legend below)												
					1	2	3	4	5	6	7	8	9	10	11	12	
2601B62-001	DW-29	Water	1/20/2026 08:22	<input type="checkbox"/>	A	A											
2601B62-002	DW-31	Water	1/20/2026 09:15	<input type="checkbox"/>	A	A											
2601B62-003	DW-1	Water	1/20/2026 10:14	<input type="checkbox"/>	A	A											
2601B62-004	DW-16	Water	1/20/2026 11:10	<input type="checkbox"/>	A	A											
2601B62-005	DW-3	Water	1/20/2026 12:06	<input type="checkbox"/>	A	A											

Test Legend:

1	PRDisposal Fee	2	RSK175_CO2_W	3		4	
5		6		7		8	
9		10		11		12	

Project Manager: Jena Alfaro

Prepared by: Chyna Thomas

Comments:

NOTE: Soil samples are discarded 60 days after receipt unless other arrangements are made (Water samples are 30 days).
Hazardous samples will be returned to client or disposed of at client expense.



WORK ORDER SUMMARY

Client Name: ENTHALPY ANALYTICAL

Project: EO-551157

Work Order: 2601B62

Client Contact: David Tripp

QC Level: LEVEL 2

Contact's Email: david.tripp@enthalpy.com

Comments

Date Logged: 1/21/2026

WaterTrax CLIP EDF Excel EQulS Email HardCopy ThirdParty J-flag

LabID	ClientSampID	Matrix	Test Name	Cont./Comp.	Bottle & Preservative	U**	Head Space	Dry-Weight	Collection Date & Time	TAT	Test Due Date	Sediment Content	Hold	Sub Out
001A	DW-29	Water	RSK175 (CO2)	2	VOA, Unpres	<input type="checkbox"/>	<input type="checkbox"/>	<input type="checkbox"/>	1/20/2026 8:22	5 days	1/28/2026	None	<input type="checkbox"/>	<input type="checkbox"/>
002A	DW-31	Water	RSK175 (CO2)	1	VOA, Unpres	<input type="checkbox"/>	<input type="checkbox"/>	<input type="checkbox"/>	1/20/2026 9:15	5 days	1/28/2026	None	<input type="checkbox"/>	<input type="checkbox"/>
003A	DW-1	Water	RSK175 (CO2)	2	VOA, Unpres	<input type="checkbox"/>	<input type="checkbox"/>	<input type="checkbox"/>	1/20/2026 10:14	5 days	1/28/2026	None	<input type="checkbox"/>	<input type="checkbox"/>
004A	DW-16	Water	RSK175 (CO2)	1	VOA, Unpres	<input type="checkbox"/>	<input type="checkbox"/>	<input type="checkbox"/>	1/20/2026 11:10	5 days	1/28/2026	None	<input type="checkbox"/>	<input type="checkbox"/>
005A	DW-3	Water	RSK175 (CO2)	2	VOA, Unpres	<input type="checkbox"/>	<input type="checkbox"/>	<input type="checkbox"/>	1/20/2026 12:06	5 days	1/28/2026	None	<input type="checkbox"/>	<input type="checkbox"/>

NOTES: * STLC and TCLP extractions require 2 days to complete; therefore, all TATs begin after the extraction is completed (i.e., One-day TAT yields results in 3 days from sample submission).

- ISM prep requires 5 to 10 days to complete; therefore, all TATs begin after the extraction is completed (i.e., One-day TAT yields results in 6 to 11 days from sample submission). Due date listed on WO summary will not accurately reflect the time needed for sample preparation.

- Organic extracts are held for 40 days before disposal; Inorganic extract are held for 30 days.

- MAI assumes that all material present in the provided sampling container is considered part of the sample - MAI does not exclude any material from the sample prior to sample preparation unless requested in writing by the client.

U** = An unpreserved container was received for a method that suggests a preservation in order to extend hold time for analysis.

2601362



931 West Barkley Ave
Orange, CA 92868
(714) 771-6900

Subcontract Laboratory:

McCampbell Analytical, Inc.
1534 Willow Pass Rd.
Pittsburg, CA 94565
ATTN: Quote ID: ~~252619~~ 262776
PO #: PO-079649

Enthalpy Order: EO-551157

PM: David Tripp
Email: david.tripp@enthalpy.com
CC: incomingreports@enthalpy.com
Phone: 657-581-4710

Results Due: Standard TAT
Report Level: II
Report To: MDL
EDDs: Standard Excel
EDD

Notes:

Sample ID	Collected	Lab ID	# Cont.	Matrix	Analysis Requested	Comment
DW-29	20-JAN-2026 08:22	551157-001	2	Water	RSK-175 CO2	
* DW-31	20-JAN-2026 09:15	551157-002	2	Water	RSK-175 CO2	
DW-1	20-JAN-2026 10:14	551157-003	2	Water	RSK-175 CO2	
* DW-16	20-JAN-2026 11:10	551157-004	2	Water	RSK-175 CO2	
DW-3	20-JAN-2026 12:06	551157-005	2	Water	RSK-175 CO2	

Notes:	Relinquished By:	Received By:
	GLS	GLS
	Date:	Date:
	Date:	Date: 1/21/26 1021
	Date:	Date:

GLS:563982007

* One vial for both samples were received broken. w/ 1/21/26.

1.6 Wet 1246



Sample Receipt Checklist

Client Name: Enthalpy Analytical
 Project: EO-551157

Date and Time Received: 1/21/2026 10:21
 Date Logged: 1/21/2026

WorkOrder No: 2601B62 Matrix: Water
 Carrier: Golden State Overnight

Received by: Chyna Thomas
 Logged by: Chyna Thomas

Chain of Custody (COC) Information

Chain of custody present?	Yes <input checked="" type="checkbox"/>	No <input type="checkbox"/>	
Chain of custody signed when relinquished and received?	Yes <input checked="" type="checkbox"/>	No <input type="checkbox"/>	
Chain of custody agrees with sample labels?	Yes <input checked="" type="checkbox"/>	No <input type="checkbox"/>	
Sample IDs noted by Client on COC?	Yes <input checked="" type="checkbox"/>	No <input type="checkbox"/>	
Date and Time of collection noted by Client on COC?	Yes <input checked="" type="checkbox"/>	No <input type="checkbox"/>	
Sampler's name noted on COC?	Yes <input checked="" type="checkbox"/>	No <input type="checkbox"/>	
COC agrees with Quote?	Yes <input checked="" type="checkbox"/>	No <input type="checkbox"/>	NA <input type="checkbox"/>
COC quote is active?	Yes <input checked="" type="checkbox"/>	No <input type="checkbox"/>	NA <input type="checkbox"/>

Sample Receipt Information

Custody seals intact on shipping container/cooler?	Yes <input checked="" type="checkbox"/>	No <input type="checkbox"/>	NA <input type="checkbox"/>
Custody seals intact on sample bottles?	Yes <input type="checkbox"/>	No <input type="checkbox"/>	NA <input checked="" type="checkbox"/>
Shipping container/cooler in good condition?	Yes <input checked="" type="checkbox"/>	No <input type="checkbox"/>	
Samples in proper containers/bottles?	Yes <input checked="" type="checkbox"/>	No <input type="checkbox"/>	
Sample containers intact?	Yes <input checked="" type="checkbox"/>	No <input type="checkbox"/>	
Sufficient sample volume for indicated test?	Yes <input checked="" type="checkbox"/>	No <input type="checkbox"/>	

Sample Preservation and Hold Time (HT) Information

All samples received within holding time?	Yes <input checked="" type="checkbox"/>	No <input type="checkbox"/>	NA <input type="checkbox"/>
Samples Received on Ice?	Yes <input checked="" type="checkbox"/>	No <input type="checkbox"/>	

(Ice Type: WET ICE)

Sample/Temp Blank temperature		Temp: 1.6°C	NA <input type="checkbox"/>
ZHS conditional analyses: VOA meets zero headspace requirement (VOCs, TPHg/BTEX, RSK)?	Yes <input checked="" type="checkbox"/>	No <input type="checkbox"/>	NA <input type="checkbox"/>
Sample labels checked for correct preservation?	Yes <input checked="" type="checkbox"/>	No <input type="checkbox"/>	
pH acceptable upon receipt (Metal: <2)?	Yes <input type="checkbox"/>	No <input type="checkbox"/>	NA <input checked="" type="checkbox"/>

UCMR Samples:

pH tested and acceptable upon receipt (200.7: ≤2; 533: 6 - 8; 537.1: 6 - 8)?	Yes <input type="checkbox"/>	No <input type="checkbox"/>	NA <input checked="" type="checkbox"/>
Free Chlorine tested and acceptable upon receipt (<0.1mg/L) [not applicable to 200.7]?	Yes <input type="checkbox"/>	No <input type="checkbox"/>	NA <input checked="" type="checkbox"/>

Comments:



Enthalpy Analytical
931 West Barkley Ave
Orange, CA 92868
(714) 771-6900

enthalpy.com

Lab Job Number : 553528
Report Level : II
Report Date : 03/09/2026

Analytical Report *prepared for:*

Dylan Smith
Waste Connections
Chiquita Canyon Landfill
29201 Henry Mayo Drive
Castaic, CA 91384

Project: GW MONITORING - CCLF Groundwater

Authorized for release by:

David Tripp, Project Manager
657-581-4710
david.tripp@enthalpy.com

This data package has been reviewed for technical correctness and completeness. Release of this data has been authorized by the Laboratory Manager or the Manager's designee, as verified by the above signature which applies to this PDF file as well as any associated electronic data deliverable files. The results contained in this report meet all requirements of NELAP and pertain only to those samples which were submitted for analysis. This report may be reproduced only in its entirety.

CA ELAP# 1338, CA ELAP #1338-S1, NELAP# 4038, SCAQMD LAP# 18LA0518, LACSD ID# 10105, ORELAP# 4197

Sample Summary

Dylan Smith	Lab Job #:	553528
Waste Connections	Project No:	GW MONITORING
Chiquita Canyon Landfill	Location:	CCLF Groundwater
29201 Henry Mayo	Date Received:	02/18/26
Drive		
Castaic, CA 91384		

Sample ID	Lab ID	Collected	Matrix
DW-29	553528-001	02/18/26 10:49	Water
DW-31	553528-002	02/18/26 11:45	Water
FP-01	553528-003	02/18/26 09:39	Water
QCFB	553528-004	02/18/26 10:51	Water
QCTB	553528-005	02/18/26 00:00	Water

Case Narrative

Waste Connections
Chiquita Canyon Landfill
29201 Henry Mayo Drive
Castaic, CA 91384
Dylan Smith

Lab Job Number: 553528
Project No: GW MONITORING
Location: CCLF
Groundwater
Date Received: 02/18/26

This data package contains sample and QC results for five water samples, requested for the above referenced project on 02/19/26. The samples were received in good condition.

Volatile Organics by GC/MS (EPA 8260B):

No analytical problems were encountered.

Semivolatile Organics by GC/MS SIM (EPA 8270C-SIM):

No analytical problems were encountered.

Total Organic Carbon by IR (SM 5310B):

No analytical problems were encountered.

Metals (EPA 6010B):

- Low recoveries were observed for iron in the MS/MSD of DW-29 (lab # 553528-001); the LCS was within limits, and the associated RPD was within limits.
- No other analytical problems were encountered.

Ion Chromatography (EPA 300.0):

- Responses exceeding the instrument's linear range were observed for sulfate in the MS/MSD for batch 395808; affected data was qualified with "E".
- No other analytical problems were encountered.

Chemical Oxygen Demand by EPA 410.4 (EPA 410.4):

No analytical problems were encountered.

Alkalinity (SM2320B):

No analytical problems were encountered.

Sulfide (SM 4500-S2-D):

No analytical problems were encountered.

Total Dissolved Solids (TDS) (SM2540C):

- High RPD was observed for total dissolved solids in the SDUP for batch 396291; the parent sample was not a project sample.
- No other analytical problems were encountered.

Chemical Oxygen Demand (EPA 410.4):

No analytical problems were encountered.

Ammonia and TKN- Semi-Automated Method (SM 4500-NH3-G):

No analytical problems were encountered.

RSK-175 CO2 (RSK-175):

McC Campbell Analytical, Inc. in Pittsburg, CA performed the analysis (see sublab report section for certifications). Please see the McC Campbell Analytical, Inc. case narrative.

Chain of Custody Record
 Lab No: 553528 Standard: 5 Day: 3 Day:
 Page: 1 of 1 2 Day: Custom TAT:
 Matrix: A = Air S = Soil/Solid Preservatives: Sample Receipt Temp:
 W = Water DW = Drinking Water SD = Sediment 1 = Na₂S₂O₃ 2 = HCl 3 = HNO₃
 PP = Pure Product SEA = Sea Water 4 = H₂SO₄ 5 = NaOH 6 = Other
 SW = Swab T = Tissue WP = Wipe O = Other (lab use only)

Turn Around Time (rush by advanced notice only)

Customer Information
 Company: Chiquita Canyon Landfill Name: Steve Cassulo
 Report To: Steve Cassulo Number: 661-257-3655
 Email: Steven.Cassulo@wasteconnections.com P.O. #:
 Address: 29201 Henry Mayo Drive Address:
 Castaic, CA, 91384
 Phone: 661-257-3655 Global ID: L10003464243
 Fax: Sampled By: Paul Chang

Sample ID	Sampling Date	Sampling Time	Matrix	Container No. / Size	Pres.	Analysis Request						Test Instructions / Comments	
						VOCs (EPA 8260B)	1,4-Dioxane	Alkalinity, total	Bicarbonate as CaCO3	Ammonia-N, Nitrate-N	CD, Cl, SO4, TDS, TOC		B, Ca, Fe, K, Mg, Mn, Na
DW-29	2/18/26	1049	GM	13	var.	X	X	X	X	X	X	X	Quarterly MPars cc report to: pchang@changenvironmental.com Basic EDD & GeoTracker EDF
DW-31	↓	1145	↓	↓	↓	X	X	X	X	X	X		
FP-01	↓	939	↓	↓	↓	X	X	X	X	X	X		
QCFB	↓	1051	FB	3	↓	X	X	X	X	X	X		
QCTB	-	-	TB	2	↓	X	X	X	X	X	X		

PROJECT INFORMATION

CUSTOMER INFORMATION

Signature **Print Name** **Company / Title** **Date / Time**

1 Relinquished By: [Signature] Paul Chang CEI 2-18-26 12:45
 1 Received By: [Signature] Jim Lin SA-NH 2-18-26 12:45
 2 Relinquished By: [Signature] Jim Lin SA-NH 2-19-26 9:20
 2 Received By: [Signature] JEMA O. EANH 2-19-26 9:20
 3 Relinquished By: [Signature] EARTH JEMA O EANH 2-19-26 11:25
 3 Received By: [Signature] D. Sanchez EA 2/19/26 11:25

DLP D. Sanchez EA 2/19/26 12:05 NCM EA 2-19-26 12:05

SAMPLE RECEIPT CHECKLIST


Section 1: General Info

 Date Received: 2.18.26 WO# 553528 Client: WASTE CONNECTION
Section 2: Shipping / Custody

 Are custody seals present? Yes No

 Custody seals intact on arrival? N/A Yes No On cooler / box On samples

 Shipping Info: Walk in or Pickup
Section 3a: Condition / Packaging
 Outside 0.0 - 6.0°C (0.0 - 10.0°C for microbiology) (PM notified)

 Date Opened 2.18.26 By (initials) JWL Type of ice used: Wet Blue/Gel None

 Samples received on ice directly from the field; cooling process had begun. (if checked, skip temperatures)

 Sample matrix doesn't require cooling (e.g. air, bulk PCB). (if checked, skip temperatures)

 If no cooler: Observed/Adjusted Temp (°C): _____ / _____ Thermometer/IR Gun: IR03 CF: -0.8
-0.7C

 Cooler Temp (°C) #1: 7.8/7.0 #2: _____ / _____ #3: _____ / _____ #4: _____ / _____ #5: _____ / _____ #6: _____ / _____

Section 3b: Microbiology Samples
 No microbiology samples submitted (skip 3b)

 Within temp range 0.0 - 10.0°C or received on ice directly from field.

 Adequate headspace for microbiology analysis.

Section 3c: Air Samples
 No air samples submitted (skip 3c)

 1.4L Canisters 6L Canisters Tedlar Bags MCE Cassettes Sorbent Tubes Other _____

Section 4: Containers / Labels / Samples

	YES	NO	N/A
1) Were custody papers present, filled properly, and legible?	X		
2) Is the sampler's name present on the CoC?	X		
3) Were containers received in good condition (unbroken / unopened / uncompromised)?	X		
4) Were the samples bagged? (required for microbiology samples; recommended for soil samples)	✓		
5) Were all of, and only, the correct samples received?	X		
6) Are sample labels present, legible, and in agreement with the CoC?	X		
7) Does the container count match the CoC?	X		
8) Was sufficient sample volume / mass received for the analyses requested?	✓		
9) Were samples received in proper containers for the analyses requested?	X		
10) Were samples received with > 1/2 holding time remaining?	X		
11) Are samples properly preserved as indicated by CoC / labels?	X		
12) Unpreserved VOAs received - If necessary, was the hold time changed in LIMS?			✓
13) Are VOA vials free from headspace/bubbles > 6mm?			✓

Section 5: Explanations / Comments
 PM notified

 Date Logged 2.18.26 By (print) JNL (sign) [Signature]
 Date Labeled 2.18.26 By (print) JWL (sign) [Signature]

SAMPLE RECEIPT CHECKLIST


Section 1: General Info

 Date Received: 2/19/26 WO# 553528 Client: WASTECONNECTIONS
Section 2: Shipping / Custody

 Are custody seals present? Yes No

 Custody seals intact on arrival? N/A Yes No On cooler / box On samples

 Courier Walk-In Field Sampling Shipping Info: _____

Section 3a: Condition / Packaging
 Outside 0.0 - 6.0°C (0.0 - 10.0°C for microbiology) (PM notified)

 Date Opened 2/19/26 By (initials) DXS Type of ice used: Wet Blue/Gel None

 Samples received on ice directly from the field; cooling process had begun. (if checked, skip temperatures)

 Sample matrix doesn't require cooling (e.g. air, bulk PCB). (if checked, skip temperatures)

 If no cooler: Observed/Adjusted Temp (°C): _____ / _____ Thermometer/IR Gun: IR 10 CF: +0.2

 Cooler Temp (°C) #1: 2.9/3.1 #2: _____ / _____ #3: _____ / _____ #4: _____ / _____ #5: _____ / _____ #6: _____ / _____

Section 3b: Microbiology Samples
 No microbiology samples submitted (skip 3b)

 Within temp range 0.0 - 10.0°C or received on ice directly from field.

 Adequate headspace for microbiology analysis.

Section 3c: Air Samples
 No air samples submitted (skip 3c)

 1.4L Canisters 6L Canisters Tedlar Bags MCE Cassettes Sorbent Tubes Other _____

Section 4: Containers / Labels / Samples

	YES	NO	N/A
1) Were custody papers present, filled properly, and legible?	X		
2) Is the sampler's name present on the CoC?	X		
3) Were containers received in good condition (unbroken / unopened / uncompromised)?	X		
4) Were the samples bagged? (required for microbiology samples; recommended for soil samples)			X
5) Were all of, and only, the correct samples received?	X		
6) Are sample labels present, legible, and in agreement with the CoC?	X		
7) Does the container count match the CoC?	X		
8) Was sufficient sample volume / mass received for the analyses requested?	X		
9) Were samples received in proper containers for the analyses requested?	X		
10) Were samples received with > 1/2 holding time remaining?		X	
11) Are samples properly preserved as indicated by CoC / labels?	X		
12) Unpreserved VOAs received - If necessary, was the hold time changed in LIMS?		X	
13) Are VOA vials free from headspace/bubbles > 6mm?	X		

Section 5: Explanations / Comments

(If no comments are made, then no discrepancies noted.)

4.10*: Nitrates received w/ 1/2 holding time left
 No additional discrepancies

 Date Logged 2/18/26 By (print) JWL (sign) NA

 Date Labeled 2/19/26 By (print) GCK (sign) [Signature] for GCK

Analysis Results for 553528

Dylan Smith
 Waste Connections
 Chiquita Canyon Landfill
 29201 Henry Mayo Drive
 Castaic, CA 91384

Lab Job #: 553528
 Project No: GW MONITORING
 Location: CCLF Groundwater
 Date Received: 02/18/26

Sample ID: DW-29	Lab ID: 553528-001	Collected: 02/18/26 10:49
Matrix: Water		

553528-001 Analyte	Result	Qual	Units	RL	MDL	DF	Batch	Prepared	Analyzed	Chemist
Method: EPA 300.0 Prep Method: METHOD										
Fluoride	0.34		mg/L	0.20	0.062	1	395808	02/19/26 12:30	02/19/26 22:58	KUM
Chloride	94		mg/L	1.0	0.27	1	395808	02/19/26 12:30	02/19/26 22:58	KUM
Bromide	0.32		mg/L	0.30	0.049	1	395808	02/19/26 12:30	02/19/26 22:58	KUM
Nitrogen, Nitrate	2.0		mg/L	0.10	0.05	1	395808	02/19/26 12:30	02/19/26 22:58	KUM
Sulfate	370		mg/L	10	2.6	10	395808	02/19/26 12:30	02/19/26 23:20	KUM
Method: EPA 350.1 Prep Method: METHOD										
Ammonia-N	0.13		mg/L	0.10	0.068	1	396705	02/28/26	03/02/26	JAK
Method: EPA 410.4 Prep Method: EPA 410.4										
Chemical Oxygen Demand	19		mg/L	4.0	2.0	1	396013	02/21/26	02/21/26	ARM
Method: EPA 6010B Prep Method: EPA 3015A										
Boron	0.37		mg/L	0.050	0.0023	1	395922	02/20/26	02/22/26	SBW
Calcium	75		mg/L	0.10	0.022	1	395922	02/20/26	02/22/26	SBW
Iron	0.43		mg/L	0.050	0.017	1	395922	02/20/26	02/23/26	SBW
Magnesium	10		mg/L	0.10	0.010	1	395922	02/20/26	02/22/26	SBW
Manganese	0.31		mg/L	0.010	0.00078	1	395922	02/20/26	02/22/26	SBW
Potassium	1.4		mg/L	0.50	0.15	1	395922	02/20/26	02/22/26	SBW
Sodium	230		mg/L	0.50	0.017	1	395922	02/20/26	02/23/26	SBW
Method: EPA 8260B Prep Method: EPA 5030B										
Freon 12	ND		ug/L	1.0	0.2	1	396057	02/22/26	02/22/26	LYZ
Chloromethane	ND		ug/L	1.0	0.09	1	396057	02/22/26	02/22/26	LYZ
Vinyl Chloride	ND		ug/L	0.5	0.1	1	396057	02/22/26	02/22/26	LYZ
1,1-Dichloroethene	ND		ug/L	0.5	0.1	1	396057	02/22/26	02/22/26	LYZ
Methylene Chloride	ND		ug/L	10	0.2	1	396057	02/22/26	02/22/26	LYZ
1,1-Dichloroethane	ND		ug/L	0.5	0.09	1	396057	02/22/26	02/22/26	LYZ
cis-1,2-Dichloroethene	ND		ug/L	0.5	0.1	1	396057	02/22/26	02/22/26	LYZ
1,2-Dichloroethane	ND		ug/L	0.5	0.2	1	396057	02/22/26	02/22/26	LYZ
Benzene	ND		ug/L	0.5	0.1	1	396057	02/22/26	02/22/26	LYZ
Trichloroethene	ND		ug/L	0.5	0.1	1	396057	02/22/26	02/22/26	LYZ
Tetrachloroethene	ND		ug/L	0.5	0.2	1	396057	02/22/26	02/22/26	LYZ
1,4-Dichlorobenzene	ND		ug/L	0.5	0.2	1	396057	02/22/26	02/22/26	LYZ
Surrogates										
				Limits						
Dibromofluoromethane	98%		%REC	70-130		1	396057	02/22/26	02/22/26	LYZ
1,2-Dichloroethane-d4	104%		%REC	70-130		1	396057	02/22/26	02/22/26	LYZ
Toluene-d8	98%		%REC	70-130		1	396057	02/22/26	02/22/26	LYZ
Bromofluorobenzene	97%		%REC	70-130		1	396057	02/22/26	02/22/26	LYZ

Analysis Results for 553528

553528-001 Analyte	Result	Qual	Units	RL	MDL	DF	Batch	Prepared	Analyzed	Chemist
Method: EPA 8270C-SIM										
Prep Method: EPA 3535										
1,4-Dioxane	ND		ug/L	1.0	0.87	1	396064	02/22/26	02/23/26	MSS
Surrogates	Limits									
1,4-Dioxane-d8 (SUR)	95%		%REC	80-120		1	396064	02/22/26	02/23/26	MSS
Method: SM 4500-S2-D										
Prep Method: METHOD										
Sulfide	ND		mg/L	0.10		1	395997	02/20/26	02/20/26	TXC
Method: SM 5310B										
Prep Method: SM 5310B										
Total Organic Carbon	7.1		mg/L	1.0	0.49	1	396766	03/01/26	03/01/26	CKN
Method: SM2320B										
Prep Method: METHOD										
Alkalinity, Bicarbonate, as CaCO3	310		mg/L	5.0		2.5	396315	02/24/26	02/24/26	WWC
Alkalinity, Total as CaCO3	310		mg/L	5.0		2.5	396315	02/24/26	02/24/26	WWC
Method: SM2540C										
Prep Method: METHOD										
Total Dissolved Solids	1,000		mg/L	20		2	396291	02/24/26	02/26/26	AAB

Analysis Results for 553528

Sample ID: DW-31	Lab ID: 553528-002	Collected: 02/18/26 11:45
Matrix: Water		

553528-002 Analyte	Result	Qual	Units	RL	MDL	DF	Batch	Prepared	Analyzed	Chemist
Method: EPA 300.0 Prep Method: METHOD										
Fluoride	0.17	J	mg/L	0.20	0.062	1	395808	02/19/26 12:30	02/19/26 23:42	KUM
Chloride	78		mg/L	1.0	0.27	1	395808	02/19/26 12:30	02/19/26 23:42	KUM
Bromide	0.36		mg/L	0.30	0.049	1	395808	02/19/26 12:30	02/19/26 23:42	KUM
Nitrogen, Nitrate	1.6		mg/L	0.10	0.05	1	395808	02/19/26 12:30	02/19/26 23:42	KUM
Sulfate	290		mg/L	10	2.6	10	395808	02/19/26 12:30	02/20/26 00:05	KUM
Method: EPA 350.1 Prep Method: METHOD										
Ammonia-N	0.70		mg/L	0.10	0.068	1	396705	02/28/26	03/02/26	JAK
Method: EPA 410.4 Prep Method: EPA 410.4										
Chemical Oxygen Demand	27		mg/L	4.0	2.0	1	396013	02/21/26	02/21/26	ARM
Method: EPA 6010B Prep Method: EPA 3015A										
Boron	0.50		mg/L	0.050	0.0023	1	395922	02/20/26	02/22/26	SBW
Calcium	170		mg/L	0.10	0.022	1	395922	02/20/26	02/22/26	SBW
Iron	0.018	J	mg/L	0.050	0.017	1	395922	02/20/26	02/23/26	SBW
Magnesium	32		mg/L	0.10	0.010	1	395922	02/20/26	02/22/26	SBW
Manganese	0.084		mg/L	0.010	0.00078	1	395922	02/20/26	02/22/26	SBW
Potassium	1.3		mg/L	0.50	0.15	1	395922	02/20/26	02/22/26	SBW
Sodium	110		mg/L	0.50	0.017	1	395922	02/20/26	02/22/26	SBW
Method: EPA 8260B Prep Method: EPA 5030B										
Freon 12	ND		ug/L	1.0	0.2	1	396057	02/22/26	02/22/26	LYZ
Chloromethane	ND		ug/L	1.0	0.09	1	396057	02/22/26	02/22/26	LYZ
Vinyl Chloride	ND		ug/L	0.5	0.1	1	396057	02/22/26	02/22/26	LYZ
1,1-Dichloroethene	ND		ug/L	0.5	0.1	1	396057	02/22/26	02/22/26	LYZ
Methylene Chloride	ND		ug/L	10	0.2	1	396057	02/22/26	02/22/26	LYZ
1,1-Dichloroethane	ND		ug/L	0.5	0.09	1	396057	02/22/26	02/22/26	LYZ
cis-1,2-Dichloroethene	ND		ug/L	0.5	0.1	1	396057	02/22/26	02/22/26	LYZ
1,2-Dichloroethane	ND		ug/L	0.5	0.2	1	396057	02/22/26	02/22/26	LYZ
Benzene	ND		ug/L	0.5	0.1	1	396057	02/22/26	02/22/26	LYZ
Trichloroethene	ND		ug/L	0.5	0.1	1	396057	02/22/26	02/22/26	LYZ
Tetrachloroethene	ND		ug/L	0.5	0.2	1	396057	02/22/26	02/22/26	LYZ
1,4-Dichlorobenzene	ND		ug/L	0.5	0.2	1	396057	02/22/26	02/22/26	LYZ
Surrogates										
				Limits						
Dibromofluoromethane	98%		%REC	70-130		1	396057	02/22/26	02/22/26	LYZ
1,2-Dichloroethane-d4	103%		%REC	70-130		1	396057	02/22/26	02/22/26	LYZ
Toluene-d8	98%		%REC	70-130		1	396057	02/22/26	02/22/26	LYZ
Bromofluorobenzene	95%		%REC	70-130		1	396057	02/22/26	02/22/26	LYZ
Method: EPA 8270C-SIM Prep Method: EPA 3535										
1,4-Dioxane	5.5		ug/L	1.0	0.87	1	396064	02/22/26	02/23/26	MSS
Surrogates										
				Limits						
1,4-Dioxane-d8 (SUR)	100%		%REC	80-120		1	396064	02/22/26	02/23/26	MSS

Analysis Results for 553528

553528-002 Analyte	Result	Qual	Units	RL	MDL	DF	Batch	Prepared	Analyzed	Chemist
Method: SM 4500-S2-D Prep Method: METHOD										
Sulfide	ND		mg/L	0.10		1	395997	02/20/26	02/20/26	TXC
Method: SM 5310B Prep Method: SM 5310B										
Total Organic Carbon	14		mg/L	1.0	0.49	1	396766	03/01/26	03/01/26	CKN
Method: SM2320B Prep Method: METHOD										
Alkalinity, Bicarbonate, as CaCO3	460		mg/L	5.0	2.5	396315	02/24/26	02/24/26	02/24/26	WWC
Alkalinity, Total as CaCO3	460		mg/L	5.0	2.5	396315	02/24/26	02/24/26	02/24/26	WWC
Method: SM2540C Prep Method: METHOD										
Total Dissolved Solids	1,000		mg/L	20		2	396291	02/24/26	02/26/26	AAB

Analysis Results for 553528

Sample ID: FP-01	Lab ID: 553528-003	Collected: 02/18/26 09:39
Matrix: Water		

553528-003 Analyte	Result	Qual	Units	RL	MDL	DF	Batch	Prepared	Analyzed	Chemist
Method: EPA 300.0 Prep Method: METHOD										
Fluoride	0.27		mg/L	0.20	0.062	1	395808	02/19/26 12:30	02/20/26 00:27	KUM
Chloride	92		mg/L	1.0	0.27	1	395808	02/19/26 12:30	02/20/26 00:27	KUM
Bromide	0.42		mg/L	0.30	0.049	1	395808	02/19/26 12:30	02/20/26 00:27	KUM
Nitrogen, Nitrate	0.07	J	mg/L	0.10	0.05	1	395808	02/19/26 12:30	02/20/26 00:27	KUM
Sulfate	360		mg/L	10	2.6	10	395808	02/19/26 12:30	02/20/26 00:50	KUM
Method: EPA 350.1 Prep Method: METHOD										
Ammonia-N	0.80		mg/L	0.10	0.068	1	396705	02/28/26	03/02/26	JAK
Method: EPA 410.4 Prep Method: EPA 410.4										
Chemical Oxygen Demand	29		mg/L	4.0	2.0	1	396013	02/21/26	02/21/26	ARM
Method: EPA 6010B Prep Method: EPA 3015A										
Boron	0.45		mg/L	0.050	0.0023	1	395922	02/20/26	02/22/26	SBW
Calcium	150		mg/L	0.10	0.022	1	395922	02/20/26	02/22/26	SBW
Iron	0.033	J	mg/L	0.050	0.017	1	395922	02/20/26	02/23/26	SBW
Magnesium	30		mg/L	0.10	0.010	1	395922	02/20/26	02/22/26	SBW
Manganese	0.43		mg/L	0.010	0.00078	1	395922	02/20/26	02/22/26	SBW
Potassium	1.7		mg/L	0.50	0.15	1	395922	02/20/26	02/22/26	SBW
Sodium	130		mg/L	0.50	0.017	1	395922	02/20/26	02/22/26	SBW
Method: EPA 8260B Prep Method: EPA 5030B										
Freon 12	ND		ug/L	1.0	0.2	1	396057	02/22/26	02/22/26	LYZ
Chloromethane	ND		ug/L	1.0	0.09	1	396057	02/22/26	02/22/26	LYZ
Vinyl Chloride	ND		ug/L	0.5	0.1	1	396057	02/22/26	02/22/26	LYZ
1,1-Dichloroethene	ND		ug/L	0.5	0.1	1	396057	02/22/26	02/22/26	LYZ
Methylene Chloride	ND		ug/L	10	0.2	1	396057	02/22/26	02/22/26	LYZ
1,1-Dichloroethane	ND		ug/L	0.5	0.09	1	396057	02/22/26	02/22/26	LYZ
cis-1,2-Dichloroethene	ND		ug/L	0.5	0.1	1	396057	02/22/26	02/22/26	LYZ
1,2-Dichloroethane	ND		ug/L	0.5	0.2	1	396057	02/22/26	02/22/26	LYZ
Benzene	ND		ug/L	0.5	0.1	1	396057	02/22/26	02/22/26	LYZ
Trichloroethene	ND		ug/L	0.5	0.1	1	396057	02/22/26	02/22/26	LYZ
Tetrachloroethene	ND		ug/L	0.5	0.2	1	396057	02/22/26	02/22/26	LYZ
1,4-Dichlorobenzene	ND		ug/L	0.5	0.2	1	396057	02/22/26	02/22/26	LYZ
Surrogates										
				Limits						
Dibromofluoromethane	98%		%REC	70-130		1	396057	02/22/26	02/22/26	LYZ
1,2-Dichloroethane-d4	101%		%REC	70-130		1	396057	02/22/26	02/22/26	LYZ
Toluene-d8	97%		%REC	70-130		1	396057	02/22/26	02/22/26	LYZ
Bromofluorobenzene	96%		%REC	70-130		1	396057	02/22/26	02/22/26	LYZ
Method: EPA 8270C-SIM Prep Method: EPA 3535										
1,4-Dioxane	3.8		ug/L	1.0	0.87	1	396064	02/22/26	02/23/26	MSS
Surrogates										
				Limits						
1,4-Dioxane-d8 (SUR)	98%		%REC	80-120		1	396064	02/22/26	02/23/26	MSS

Analysis Results for 553528

553528-003 Analyte	Result	Qual	Units	RL	MDL	DF	Batch	Prepared	Analyzed	Chemist
Method: SM 4500-S2-D Prep Method: METHOD										
Sulfide	ND		mg/L	0.10		1	395997	02/20/26	02/20/26	TXC
Method: SM 5310B Prep Method: SM 5310B										
Total Organic Carbon	9.4		mg/L	1.0	0.49	1	396821	03/02/26	03/02/26	CKN
Method: SM2320B Prep Method: METHOD										
Alkalinity, Bicarbonate, as CaCO3	370		mg/L	5.0	2.5	396315	02/24/26	02/24/26	02/24/26	WWC
Alkalinity, Total as CaCO3	370		mg/L	5.0	2.5	396315	02/24/26	02/24/26	02/24/26	WWC
Method: SM2540C Prep Method: METHOD										
Total Dissolved Solids	1,000		mg/L	20		2	396291	02/24/26	02/26/26	AAB

Sample ID: QCFB **Lab ID: 553528-004** **Collected: 02/18/26 10:51**
Matrix: Water

553528-004 Analyte	Result	Qual	Units	RL	MDL	DF	Batch	Prepared	Analyzed	Chemist
Method: EPA 8260B Prep Method: EPA 5030B										
Freon 12	ND		ug/L	1.0	0.2	1	396057	02/22/26	02/22/26	LYZ
Chloromethane	ND		ug/L	1.0	0.09	1	396057	02/22/26	02/22/26	LYZ
Vinyl Chloride	ND		ug/L	0.5	0.1	1	396057	02/22/26	02/22/26	LYZ
1,1-Dichloroethene	ND		ug/L	0.5	0.1	1	396057	02/22/26	02/22/26	LYZ
Methylene Chloride	0.6	J	ug/L	10	0.2	1	396057	02/22/26	02/22/26	LYZ
1,1-Dichloroethane	ND		ug/L	0.5	0.09	1	396057	02/22/26	02/22/26	LYZ
cis-1,2-Dichloroethene	ND		ug/L	0.5	0.1	1	396057	02/22/26	02/22/26	LYZ
1,2-Dichloroethane	ND		ug/L	0.5	0.2	1	396057	02/22/26	02/22/26	LYZ
Benzene	ND		ug/L	0.5	0.1	1	396057	02/22/26	02/22/26	LYZ
Trichloroethene	ND		ug/L	0.5	0.1	1	396057	02/22/26	02/22/26	LYZ
Tetrachloroethene	ND		ug/L	0.5	0.2	1	396057	02/22/26	02/22/26	LYZ
1,4-Dichlorobenzene	ND		ug/L	0.5	0.2	1	396057	02/22/26	02/22/26	LYZ
Surrogates			Limits							
Dibromofluoromethane	97%		%REC	70-130		1	396057	02/22/26	02/22/26	LYZ
1,2-Dichloroethane-d4	101%		%REC	70-130		1	396057	02/22/26	02/22/26	LYZ
Toluene-d8	97%		%REC	70-130		1	396057	02/22/26	02/22/26	LYZ
Bromofluorobenzene	95%		%REC	70-130		1	396057	02/22/26	02/22/26	LYZ

Analysis Results for 553528

Sample ID: QCTB	Lab ID: 553528-005	Collected: 02/18/26
Matrix: Water		

553528-005 Analyte	Result	Qual	Units	RL	MDL	DF	Batch	Prepared	Analyzed	Chemist
Method: EPA 8260B										
Prep Method: EPA 5030B										
Freon 12	ND		ug/L	1.0	0.2	1	396057	02/22/26	02/22/26	LYZ
Chloromethane	ND		ug/L	1.0	0.09	1	396057	02/22/26	02/22/26	LYZ
Vinyl Chloride	ND		ug/L	0.5	0.1	1	396057	02/22/26	02/22/26	LYZ
1,1-Dichloroethene	ND		ug/L	0.5	0.1	1	396057	02/22/26	02/22/26	LYZ
Methylene Chloride	0.4	J	ug/L	10	0.2	1	396057	02/22/26	02/22/26	LYZ
1,1-Dichloroethane	ND		ug/L	0.5	0.09	1	396057	02/22/26	02/22/26	LYZ
cis-1,2-Dichloroethene	ND		ug/L	0.5	0.1	1	396057	02/22/26	02/22/26	LYZ
1,2-Dichloroethane	ND		ug/L	0.5	0.2	1	396057	02/22/26	02/22/26	LYZ
Benzene	ND		ug/L	0.5	0.1	1	396057	02/22/26	02/22/26	LYZ
Trichloroethene	ND		ug/L	0.5	0.1	1	396057	02/22/26	02/22/26	LYZ
Tetrachloroethene	ND		ug/L	0.5	0.2	1	396057	02/22/26	02/22/26	LYZ
1,4-Dichlorobenzene	ND		ug/L	0.5	0.2	1	396057	02/22/26	02/22/26	LYZ
Surrogates				Limits						
Dibromofluoromethane	97%		%REC	70-130		1	396057	02/22/26	02/22/26	LYZ
1,2-Dichloroethane-d4	99%		%REC	70-130		1	396057	02/22/26	02/22/26	LYZ
Toluene-d8	97%		%REC	70-130		1	396057	02/22/26	02/22/26	LYZ
Bromofluorobenzene	95%		%REC	70-130		1	396057	02/22/26	02/22/26	LYZ

J Estimated value
 ND Not Detected

Batch QC

Type: Blank	Lab ID: QC1342145	Batch: 395808
Matrix: Water	Method: EPA 300.0	Prep Method: METHOD

QC1342145 Analyte	Result	Qual	Units	RL	MDL	Prepared	Analyzed
Fluoride	ND		mg/L	0.20	0.062	02/19/26 12:30	02/19/26 12:54
Chloride	ND		mg/L	1.0	0.27	02/19/26 12:30	02/19/26 12:54
Bromide	ND		mg/L	0.30	0.049	02/19/26 12:30	02/19/26 12:54
Nitrogen, Nitrate	ND		mg/L	0.10	0.05	02/19/26 12:30	02/19/26 12:54
Sulfate	ND		mg/L	1.0	0.26	02/19/26 12:30	02/19/26 12:54

Type: Lab Control Sample	Lab ID: QC1342146	Batch: 395808
Matrix: Water	Method: EPA 300.0	Prep Method: METHOD

QC1342146 Analyte	Result	Spiked	Units	Recovery	Qual	Limits
Fluoride	9.774	10.00	mg/L	98%		90-110
Chloride	47.60	50.00	mg/L	95%		90-110
Bromide	15.08	15.00	mg/L	101%		90-110
Nitrogen, Nitrate	4.564	4.518	mg/L	101%		90-110
Sulfate	25.11	25.00	mg/L	100%		90-110

Type: Matrix Spike	Lab ID: QC1342147	Batch: 395808
Matrix (Source ID): Water (553579-001)	Method: EPA 300.0	Prep Method: METHOD

QC1342147 Analyte	Result	Source Sample Result	Spiked	Units	Recovery	Qual	Limits	DF
Fluoride	20.45	0.1474	20.00	mg/L	102%		80-129	1
Chloride	128.3	24.74	100.0	mg/L	104%		80-123	1
Bromide	15.22	0.06306	15.00	mg/L	101%		80-121	1
Nitrogen, Nitrate	11.48	2.319	9.036	mg/L	101%		80-123	1
Sulfate	123.5	76.27	50.00	mg/L	94%	E	79-124	1

Type: Matrix Spike Duplicate	Lab ID: QC1342148	Batch: 395808
Matrix (Source ID): Water (553579-001)	Method: EPA 300.0	Prep Method: METHOD

QC1342148 Analyte	Result	Source Sample Result	Spiked	Units	Recovery	Qual	Limits	RPD	Lim	DF
Fluoride	20.14	0.1474	20.00	mg/L	100%		80-129	2	21	1
Chloride	126.8	24.74	100.0	mg/L	102%		80-123	1	20	1
Bromide	14.98	0.06306	15.00	mg/L	99%		80-121	2	20	1
Nitrogen, Nitrate	11.29	2.319	9.036	mg/L	99%		80-123	2	20	1
Sulfate	122.8	76.27	50.00	mg/L	93%	E	79-124		20	1

Batch QC

Type: Matrix Spike	Lab ID: QC1342149	Batch: 395808
Matrix (Source ID): Water (553562-001)	Method: EPA 300.0	Prep Method: METHOD

QC1342149 Analyte	Result	Source Sample Result	Spiked	Units	Recovery	Qual	Limits	DF
Fluoride	20.32	ND	20.00	mg/L	102%		80-129	1
Chloride	102.4	1.317	100.0	mg/L	101%		80-123	1
Bromide	15.11	ND	15.00	mg/L	101%		80-121	1
Nitrogen, Nitrate	9.254	0.07200	9.036	mg/L	102%		80-123	1
Sulfate	53.48	3.197	50.00	mg/L	101%		79-124	1

Type: Matrix Spike Duplicate	Lab ID: QC1342150	Batch: 395808
Matrix (Source ID): Water (553562-001)	Method: EPA 300.0	Prep Method: METHOD

QC1342150 Analyte	Result	Source Sample Result	Spiked	Units	Recovery	Qual	Limits	RPD	RPD Lim	DF
Fluoride	19.98	ND	20.00	mg/L	100%		80-129	2	21	1
Chloride	100.4	1.317	100.0	mg/L	99%		80-123	2	20	1
Bromide	14.83	ND	15.00	mg/L	99%		80-121	2	20	1
Nitrogen, Nitrate	9.089	0.07200	9.036	mg/L	100%		80-123	2	20	1
Sulfate	52.69	3.197	50.00	mg/L	99%		79-124	2	20	1

Type: Blank	Lab ID: QC1345343	Batch: 396705
Matrix: Water	Method: EPA 350.1	Prep Method: METHOD

QC1345343 Analyte	Result	Qual	Units	RL	MDL	Prepared	Analyzed
Ammonia-N	ND		mg/L	0.10	0.068	02/28/26	03/02/26

Type: Lab Control Sample	Lab ID: QC1345344	Batch: 396705
Matrix: Water	Method: EPA 350.1	Prep Method: METHOD

QC1345344 Analyte	Result	Spiked	Units	Recovery	Qual	Limits
Ammonia-N	0.9176	1.000	mg/L	92%		90-110

Type: Matrix Spike	Lab ID: QC1345359	Batch: 396705
Matrix (Source ID): Water (553313-001)	Method: EPA 350.1	Prep Method: SM 4500-NH3-G SD

QC1345359 Analyte	Result	Source Sample Result	Spiked	Units	Recovery	Qual	Limits	DF
Ammonia-N	1.154	0.2044	1.000	mg/L	95%		90-110	1

Batch QC

Type: Matrix Spike Duplicate	Lab ID: QC1345360	Batch: 396705
Matrix (Source ID): Water (553313-001)	Method: EPA 350.1	Prep Method: SM 4500-NH3-G SD

QC1345360 Analyte	Result	Source Sample Result	Spiked	Units	Recovery	Qual	Limits	RPD	RPD Lim	DF
Ammonia-N	1.119	0.2044	1.000	mg/L	91%		90-110	3	20	1

Type: Matrix Spike	Lab ID: QC1345361	Batch: 396705
Matrix (Source ID): Water (553313-002)	Method: EPA 350.1	Prep Method: SM 4500-NH3-G SD

QC1345361 Analyte	Result	Source Sample Result	Spiked	Units	Recovery	Qual	Limits	RPD	RPD Lim	DF
Ammonia-N	1.140	0.2094	1.000	mg/L	93%		90-110			1

Type: Matrix Spike Duplicate	Lab ID: QC1345362	Batch: 396705
Matrix (Source ID): Water (553313-002)	Method: EPA 350.1	Prep Method: SM 4500-NH3-G SD

QC1345362 Analyte	Result	Source Sample Result	Spiked	Units	Recovery	Qual	Limits	RPD	RPD Lim	DF
Ammonia-N	1.110	0.2094	1.000	mg/L	90%		90-110	3	20	1

Type: Blank	Lab ID: QC1342836	Batch: 396013
Matrix: Water	Method: EPA 410.4	Prep Method: EPA 410.4

QC1342836 Analyte	Result	Qual	Units	RL	MDL	Prepared	Analyzed
Chemical Oxygen Demand	ND		mg/L	4.0	2.0	02/21/26	02/21/26

Type: Lab Control Sample	Lab ID: QC1342837	Batch: 396013
Matrix: Water	Method: EPA 410.4	Prep Method: EPA 410.4

QC1342837 Analyte	Result	Spiked	Units	Recovery	Qual	Limits
Chemical Oxygen Demand	107.0	100.0	mg/L	107%		90-110

Type: Matrix Spike	Lab ID: QC1342838	Batch: 396013
Matrix (Source ID): Water (553282-001)	Method: EPA 410.4	Prep Method: EPA 410.4

QC1342838 Analyte	Result	Source Sample Result	Spiked	Units	Recovery	Qual	Limits	DF
Chemical Oxygen Demand	150.0	30.00	100.0	mg/L	120%		75-125	2

Batch QC

Type: Matrix Spike Duplicate	Lab ID: QC1342839	Batch: 396013
Matrix (Source ID): Water (553282-001)	Method: EPA 410.4	Prep Method: EPA 410.4

QC1342839 Analyte	Result	Source Sample Result	Spiked	Units	Recovery	Qual	Limits	RPD	RPD Lim	DF
Chemical Oxygen Demand	142.0	30.00	100.0	mg/L	112%		75-125	5	20	2

Type: Matrix Spike	Lab ID: QC1342840	Batch: 396013
Matrix (Source ID): Water (553528-002)	Method: EPA 410.4	Prep Method: EPA 410.4

QC1342840 Analyte	Result	Source Sample Result	Spiked	Units	Recovery	Qual	Limits	RPD	RPD Lim	DF
Chemical Oxygen Demand	132.0	27.00	100.0	mg/L	105%		75-125			2

Type: Matrix Spike Duplicate	Lab ID: QC1342841	Batch: 396013
Matrix (Source ID): Water (553528-002)	Method: EPA 410.4	Prep Method: EPA 410.4

QC1342841 Analyte	Result	Source Sample Result	Spiked	Units	Recovery	Qual	Limits	RPD	RPD Lim	DF
Chemical Oxygen Demand	132.0	27.00	100.0	mg/L	105%		75-125	0	20	2

Type: Blank	Lab ID: QC1342577	Batch: 395922
Matrix: Water	Method: EPA 6010B	Prep Method: EPA 3015A

QC1342577 Analyte	Result	Qual	Units	RL	MDL	Prepared	Analyzed
Boron	ND		mg/L	0.050	0.0023	02/20/26	02/22/26
Calcium	ND		mg/L	0.10	0.022	02/20/26	02/22/26
Iron	ND		mg/L	0.020	0.017	02/20/26	02/23/26
Magnesium	ND		mg/L	0.10	0.010	02/20/26	02/22/26
Manganese	ND		mg/L	0.010	0.00078	02/20/26	02/22/26
Potassium	ND		mg/L	0.50	0.15	02/20/26	02/22/26
Sodium	ND		mg/L	0.50	0.017	02/20/26	02/22/26

Type: Lab Control Sample	Lab ID: QC1342578	Batch: 395922
Matrix: Water	Method: EPA 6010B	Prep Method: EPA 3015A

QC1342578 Analyte	Result	Spiked	Units	Recovery	Qual	Limits
Boron	0.3682	0.4000	mg/L	92%		80-120
Calcium	19.78	20.40	mg/L	97%		80-120
Iron	0.3776	0.4000	mg/L	94%		80-120
Magnesium	19.51	20.40	mg/L	96%		80-120
Manganese	0.3845	0.4000	mg/L	96%		80-120
Potassium	23.05	24.00	mg/L	96%		80-120
Sodium	19.33	20.40	mg/L	95%		80-120

Batch QC

Type: Matrix Spike	Lab ID: QC1342579	Batch: 395922
Matrix (Source ID): Water (553528-001)	Method: EPA 6010B	Prep Method: EPA 3015A

QC1342579 Analyte	Result	Source Sample Result	Spiked	Units	Recovery	Qual	Limits	DF
Boron	0.7435	0.3706	0.4000	mg/L	93%		75-125	1
Calcium	92.87	74.74	20.40	mg/L	89%		75-125	1
Iron	0.4471	0.4274	0.4000	mg/L	5%	*	75-125	1
Magnesium	28.81	10.17	20.40	mg/L	91%		75-125	1
Manganese	0.7036	0.3095	0.4000	mg/L	99%		75-125	1
Potassium	24.20	1.371	24.00	mg/L	95%		75-125	1
Sodium	241.7	229.2	20.40	mg/L	61%	E,NM	75-125	1

Type: Matrix Spike Duplicate	Lab ID: QC1342580	Batch: 395922
Matrix (Source ID): Water (553528-001)	Method: EPA 6010B	Prep Method: EPA 3015A

QC1342580 Analyte	Result	Source Sample Result	Spiked	Units	Recovery	Qual	Limits	RPD	RPD Lim	DF
Boron	0.7479	0.3706	0.4000	mg/L	94%		75-125	1	20	1
Calcium	92.96	74.74	20.40	mg/L	89%		75-125	0	20	1
Iron	0.4533	0.4274	0.4000	mg/L	6%	*	75-125	1	22	1
Magnesium	29.08	10.17	20.40	mg/L	93%		75-125	1	20	1
Manganese	0.6856	0.3095	0.4000	mg/L	94%		75-125	3	20	1
Potassium	24.46	1.371	24.00	mg/L	96%		75-125	1	20	1
Sodium	241.8	229.2	20.40	mg/L	62%	E,NM	75-125		20	1

Type: Matrix Spike	Lab ID: QC1342581	Batch: 395922
Matrix (Source ID): Water (553528-002)	Method: EPA 6010B	Prep Method: EPA 3015A

QC1342581 Analyte	Result	Source Sample Result	Spiked	Units	Recovery	Qual	Limits	DF
Boron	0.8771	0.4980	0.4000	mg/L	95%		75-125	1
Calcium	190.5	173.8	20.40	mg/L	82%	NM	75-125	1
Iron	0.4007	0.01762	0.4000	mg/L	96%		75-125	1
Magnesium	50.60	32.09	20.40	mg/L	91%		75-125	1
Manganese	0.4650	0.08403	0.4000	mg/L	95%		75-125	1
Potassium	24.53	1.334	24.00	mg/L	97%		75-125	1
Sodium	130.2	112.8	20.40	mg/L	85%	NM	75-125	1

Batch QC

Type: Matrix Spike Duplicate	Lab ID: QC1342582	Batch: 395922
Matrix (Source ID): Water (553528-002)	Method: EPA 6010B	Prep Method: EPA 3015A

QC1342582 Analyte	Result	Source Sample Result	Spiked	Units	Recovery	Qual	Limits	RPD	RPD Lim	DF
Boron	0.8789	0.4980	0.4000	mg/L	95%		75-125	0	20	1
Calcium	190.9	173.8	20.40	mg/L	84%	NM	75-125	0	20	1
Iron	0.4092	0.01762	0.4000	mg/L	98%		75-125	2	22	1
Magnesium	50.62	32.09	20.40	mg/L	91%		75-125	0	20	1
Manganese	0.4640	0.08403	0.4000	mg/L	95%		75-125	0	20	1
Potassium	24.50	1.334	24.00	mg/L	97%		75-125	0	20	1
Sodium	130.5	112.8	20.40	mg/L	87%	NM	75-125	0	20	1

Type: Serial Dilution	Lab ID: QC1342602	Batch: 395922
Matrix (Source ID): Water (553528-001)	Method: EPA 6010B	Prep Method: EPA 3015A

QC1342602 Analyte	Result	Source Sample Result	Units	Qual	RPD	RPD Lim	DF
Boron	0.3752	0.3706	mg/L				5
Calcium	77.14	74.74	mg/L				5
Iron	0.2765	0.4274	mg/L				5
Magnesium	10.54	10.17	mg/L				5
Manganese	0.3163	0.3095	mg/L				5
Potassium	0.9771	1.371	mg/L	J			5
Sodium	236.2	229.2	mg/L				5

Type: Lab Control Sample	Lab ID: QC1343011	Batch: 396057
Matrix: Water	Method: EPA 8260B	Prep Method: EPA 5030B

QC1343011 Analyte	Result	Spiked	Units	Recovery	Qual	Limits
1,1-Dichloroethene	50.83	50.00	ug/L	102%		69-128
MTBE	48.54	50.00	ug/L	97%		66-125
Benzene	50.88	50.00	ug/L	102%		76-121
Trichloroethene	48.66	50.00	ug/L	97%		76-124
Toluene	49.30	50.00	ug/L	99%		76-120
Chlorobenzene	48.36	50.00	ug/L	97%		78-120
Surrogates						
Dibromofluoromethane	49.62	50.00	ug/L	99%		70-130
1,2-Dichloroethane-d4	50.97	50.00	ug/L	102%		70-130
Toluene-d8	49.58	50.00	ug/L	99%		70-130
Bromofluorobenzene	51.16	50.00	ug/L	102%		70-130

Batch QC

Type: Lab Control Sample Duplicate	Lab ID: QC1343012	Batch: 396057
Matrix: Water	Method: EPA 8260B	Prep Method: EPA 5030B

QC1343012 Analyte	Result	Spiked	Units	Recovery	Qual	Limits	RPD	RPD Lim
1,1-Dichloroethene	52.93	50.00	ug/L	106%		69-128	4	23
MTBE	49.27	50.00	ug/L	99%		66-125	1	22
Benzene	52.10	50.00	ug/L	104%		76-121	2	21
Trichloroethene	49.57	50.00	ug/L	99%		76-124	2	22
Toluene	51.33	50.00	ug/L	103%		76-120	4	21
Chlorobenzene	49.87	50.00	ug/L	100%		78-120	3	20
Surrogates								
Dibromofluoromethane	48.70	50.00	ug/L	97%		70-130		
1,2-Dichloroethane-d4	50.27	50.00	ug/L	101%		70-130		
Toluene-d8	49.88	50.00	ug/L	100%		70-130		
Bromofluorobenzene	48.68	50.00	ug/L	97%		70-130		

Type: Blank	Lab ID: QC1343014	Batch: 396057
Matrix: Water	Method: EPA 8260B	Prep Method: EPA 5030B

QC1343014 Analyte	Result	Qual	Units	RL	MDL	Prepared	Analyzed
Freon 12	ND		ug/L	1.0	0.2	02/22/26	02/22/26
Chloromethane	ND		ug/L	1.0	0.09	02/22/26	02/22/26
Vinyl Chloride	ND		ug/L	0.5	0.1	02/22/26	02/22/26
1,1-Dichloroethene	ND		ug/L	0.5	0.1	02/22/26	02/22/26
Methylene Chloride	ND		ug/L	10	0.2	02/22/26	02/22/26
1,1-Dichloroethane	ND		ug/L	0.5	0.09	02/22/26	02/22/26
cis-1,2-Dichloroethene	ND		ug/L	0.5	0.1	02/22/26	02/22/26
1,2-Dichloroethane	ND		ug/L	0.5	0.2	02/22/26	02/22/26
Benzene	ND		ug/L	0.5	0.1	02/22/26	02/22/26
Trichloroethene	ND		ug/L	0.5	0.1	02/22/26	02/22/26
Tetrachloroethene	ND		ug/L	0.5	0.2	02/22/26	02/22/26
1,4-Dichlorobenzene	ND		ug/L	0.5	0.2	02/22/26	02/22/26
Surrogates				Limits			
Dibromofluoromethane	94%		%REC	70-130		02/22/26	02/22/26
1,2-Dichloroethane-d4	97%		%REC	70-130		02/22/26	02/22/26
Toluene-d8	99%		%REC	70-130		02/22/26	02/22/26
Bromofluorobenzene	95%		%REC	70-130		02/22/26	02/22/26

Batch QC

Type: Matrix Spike	Lab ID: QC1343025	Batch: 396057
Matrix (Source ID): Water (553528-001)	Method: EPA 8260B	Prep Method: EPA 5030B

QC1343025 Analyte	Result	Source Sample Result	Spiked	Units	Recovery	Qual	Limits	DF
1,1-Dichloroethene	21.63	ND	20.00	ug/L	108%		62-131	1
MTBE	20.98	ND	20.00	ug/L	105%		61-124	1
Benzene	21.80	ND	20.00	ug/L	109%		70-123	1
Trichloroethene	20.49	ND	20.00	ug/L	102%		65-131	1
Toluene	20.88	ND	20.00	ug/L	104%		69-120	1
Chlorobenzene	21.03	ND	20.00	ug/L	105%		72-121	1
Surrogates								
Dibromofluoromethane	49.12		50.00	ug/L	98%		70-130	1
1,2-Dichloroethane-d4	52.87		50.00	ug/L	106%		70-130	1
Toluene-d8	49.12		50.00	ug/L	98%		70-130	1
Bromofluorobenzene	48.51		50.00	ug/L	97%		70-130	1

Type: Matrix Spike Duplicate	Lab ID: QC1343026	Batch: 396057
Matrix (Source ID): Water (553528-001)	Method: EPA 8260B	Prep Method: EPA 5030B

QC1343026 Analyte	Result	Source Sample Result	Spiked	Units	Recovery	Qual	Limits	RPD	RPD Lim	DF
1,1-Dichloroethene	22.25	ND	20.00	ug/L	111%		62-131	3	31	1
MTBE	21.62	ND	20.00	ug/L	108%		61-124	3	30	1
Benzene	22.53	ND	20.00	ug/L	113%		70-123	3	31	1
Trichloroethene	20.76	ND	20.00	ug/L	104%		65-131	1	31	1
Toluene	21.58	ND	20.00	ug/L	108%		69-120	3	29	1
Chlorobenzene	21.13	ND	20.00	ug/L	106%		72-121	0	29	1
Surrogates										
Dibromofluoromethane	49.37		50.00	ug/L	99%		70-130			1
1,2-Dichloroethane-d4	53.33		50.00	ug/L	107%		70-130			1
Toluene-d8	48.78		50.00	ug/L	98%		70-130			1
Bromofluorobenzene	48.39		50.00	ug/L	97%		70-130			1

Type: Blank	Lab ID: QC1343055	Batch: 396064
Matrix: Water	Method: EPA 8270C-SIM	Prep Method: EPA 3535

QC1343055 Analyte	Result	Qual	Units	RL	MDL	Prepared	Analyzed
1,4-Dioxane	ND		ug/L	1.0	0.87	02/22/26	02/23/26
Surrogates							
1,4-Dioxane-d8 (SUR)	100%		%REC	80-120		02/22/26	02/23/26

Batch QC

Type: Lab Control Sample	Lab ID: QC1343056	Batch: 396064
Matrix: Water	Method: EPA 8270C-SIM	Prep Method: EPA 3535

QC1343056 Analyte	Result	Spiked	Units	Recovery	Qual	Limits
1,4-Dioxane	11.10	10.00	ug/L	111%		79-120
Surrogates						
1,4-Dioxane-d8 (SUR)	9.358	10.00	ug/L	94%		80-120

Type: Lab Control Sample Duplicate	Lab ID: QC1343057	Batch: 396064
Matrix: Water	Method: EPA 8270C-SIM	Prep Method: EPA 3535

QC1343057 Analyte	Result	Spiked	Units	Recovery	Qual	Limits	RPD	Lim
1,4-Dioxane	9.221	10.00	ug/L	92%		79-120	19	20
Surrogates								
1,4-Dioxane-d8 (SUR)	10.00	10.00	ug/L	100%		80-120		

Type: Blank	Lab ID: QC1342796	Batch: 395997
Matrix: Water	Method: SM 4500-S2-D	Prep Method: METHOD

QC1342796 Analyte	Result	Qual	Units	RL	MDL	Prepared	Analyzed
Sulfide	ND		mg/L	0.10		02/20/26	02/20/26

Type: Lab Control Sample	Lab ID: QC1342797	Batch: 395997
Matrix: Water	Method: SM 4500-S2-D	Prep Method: METHOD

QC1342797 Analyte	Result	Spiked	Units	Recovery	Qual	Limits
Sulfide	0.9000	1.000	mg/L	90%		90-110

Type: Matrix Spike	Lab ID: QC1342809	Batch: 395997
Matrix (Source ID): Water (553748-001)	Method: SM 4500-S2-D	Prep Method: METHOD

QC1342809 Analyte	Result	Source Sample Result	Spiked	Units	Recovery	Qual	Limits	DF
Sulfide	0.9000	ND	1.000	mg/L	90%		80-120	1

Type: Matrix Spike Duplicate	Lab ID: QC1342810	Batch: 395997
Matrix (Source ID): Water (553748-001)	Method: SM 4500-S2-D	Prep Method: METHOD

QC1342810 Analyte	Result	Source Sample Result	Spiked	Units	Recovery	Qual	Limits	RPD	Lim	DF
Sulfide	0.9000	ND	1.000	mg/L	90%		80-120	0	20	1

Batch QC

Type: Blank	Lab ID: QC1345566	Batch: 396766
Matrix: Water	Method: SM 5310B	Prep Method: SM 5310B

QC1345566 Analyte	Result	Qual	Units	RL	MDL	Prepared	Analyzed
Total Organic Carbon	ND		mg/L	1.0	0.49	03/01/26	03/01/26

Type: Lab Control Sample	Lab ID: QC1345567	Batch: 396766
Matrix: Water	Method: SM 5310B	Prep Method: SM 5310B

QC1345567 Analyte	Result	Spiked	Units	Recovery	Qual	Limits
Total Organic Carbon	23.71	25.00	mg/L	95%		85-115

Type: Matrix Spike	Lab ID: QC1345570	Batch: 396766
Matrix (Source ID): Water (554516-001)	Method: SM 5310B	Prep Method: SM 5310B

QC1345570 Analyte	Result	Source Sample Result	Spiked	Units	Recovery	Qual	Limits	DF
Total Organic Carbon	41,200	27670	12500	mg/L	108%		75-125	500

Type: Matrix Spike Duplicate	Lab ID: QC1345571	Batch: 396766
Matrix (Source ID): Water (554516-001)	Method: SM 5310B	Prep Method: SM 5310B

QC1345571 Analyte	Result	Source Sample Result	Spiked	Units	Recovery	Qual	Limits	RPD	Lim	DF
Total Organic Carbon	41,400	27670	12500	mg/L	110%		75-125	0	25	500

Type: Blank	Lab ID: QC1345725	Batch: 396821
Matrix: Water	Method: SM 5310B	Prep Method: SM 5310B

QC1345725 Analyte	Result	Qual	Units	RL	MDL	Prepared	Analyzed
Total Organic Carbon	ND		mg/L	1.0	0.49	03/02/26	03/02/26

Type: Lab Control Sample	Lab ID: QC1345726	Batch: 396821
Matrix: Water	Method: SM 5310B	Prep Method: SM 5310B

QC1345726 Analyte	Result	Spiked	Units	Recovery	Qual	Limits
Total Organic Carbon	24.19	25.00	mg/L	97%		85-115

Type: Matrix Spike	Lab ID: QC1345727	Batch: 396821
Matrix (Source ID): Water (554503-001)	Method: SM 5310B	Prep Method: SM 5310B

QC1345727 Analyte	Result	Source Sample Result	Spiked	Units	Recovery	Qual	Limits	DF
Total Organic Carbon	42,060	28610	12500	mg/L	108%		75-125	500

Batch QC

Type: Matrix Spike Duplicate	Lab ID: QC1345728	Batch: 396821
Matrix (Source ID): Water (554503-001)	Method: SM 5310B	Prep Method: SM 5310B

QC1345728 Analyte	Result	Source Sample Result	Spiked	Units	Recovery	Qual	Limits	RPD	RPD Lim	DF
Total Organic Carbon	44,100	28610	12500	mg/L	124%		75-125	5	25	500

Type: Blank	Lab ID: QC1343967	Batch: 396315
Matrix: Water	Method: SM2320B	Prep Method: METHOD

QC1343967 Analyte	Result	Qual	Units	RL	MDL	Prepared	Analyzed
Alkalinity, Bicarbonate, as CaCO3	ND		mg/L	2.0		02/24/26	02/24/26
Alkalinity, Total as CaCO3	ND		mg/L	2.0		02/24/26	02/24/26

Type: Lab Control Sample	Lab ID: QC1343984	Batch: 396315
Matrix: Water	Method: SM2320B	Prep Method: METHOD

QC1343984 Analyte	Result	Spiked	Units	Recovery	Qual	Limits
Alkalinity, Total as CaCO3	97.46	100.0	mg/L	97%		90-110

Type: Sample Duplicate	Lab ID: QC1343997	Batch: 396315
Matrix (Source ID): Water (553528-001)	Method: SM2320B	Prep Method: METHOD

QC1343997 Analyte	Result	Source Sample Result	Units	Qual	RPD	RPD Lim	DF
Alkalinity, Bicarbonate, as CaCO3	307.0	305.0	mg/L		1	20	2.5
Alkalinity, Total as CaCO3	307.0	305.0	mg/L		1	20	2.5

Type: Blank	Lab ID: QC1343793	Batch: 396291
Matrix: Water	Method: SM2540C	Prep Method: METHOD

QC1343793 Analyte	Result	Qual	Units	RL	MDL	Prepared	Analyzed
Total Dissolved Solids	ND		mg/L	10		02/24/26	02/26/26

Type: Lab Control Sample	Lab ID: QC1343794	Batch: 396291
Matrix: Water	Method: SM2540C	Prep Method: METHOD

QC1343794 Analyte	Result	Spiked	Units	Recovery	Qual	Limits
Total Dissolved Solids	1,020	1000	mg/L	102%		90-110

Type: Sample Duplicate	Lab ID: QC1343795	Batch: 396291
Matrix (Source ID): Water (553524-001)	Method: SM2540C	Prep Method: METHOD

QC1343795 Analyte	Result	Source Sample Result	Units	Qual	RPD	RPD Lim	DF
Total Dissolved Solids	542.0	534.0	mg/L		1	5	2

Batch QC

Type: Sample Duplicate	Lab ID: QC1343796	Batch: 396291
Matrix (Source ID): Water (553579-001)	Method: SM2540C	Prep Method: METHOD

QC1343796 Analyte	Result	Source Sample Result	Units	Qual	RPD	RPD Lim	DF
Total Dissolved Solids	390.0	354.0	mg/L		10*	5	2

- * Value is outside QC limits
- E Response exceeds instrument's linear range
- J Estimated value
- ND Not Detected
- NM Not Meaningful

Laboratory Job Number 553528

Subcontracted Products

McCampbell Analytical, Inc.



McC Campbell Analytical, Inc.

"When Quality Counts"

Analytical Report

WorkOrder: 2602E85

Report Created for: Enthalpy Analytical

931 West Barkley Avenue
Orange, CA 92868

Project Contact: David Tripp

Project P.O.: 079649

Project: EO-553528

Project Location:

Project Received: 02/19/2026

Analytical Report reviewed & approved for release on 02/26/2026 by:

Tracy Babjar
Project Manager

McC Campbell Analytical Inc. is not accredited for all the testing in this report. The report shall not be reproduced except in full, without the written approval of the laboratory. The analytical results relate only to the items tested.





Glossary of Terms & Qualifier Definitions

Client: Enthalpy Analytical

WorkOrder: 2602E85

Project: EO-553528

Glossary Abbreviation

%D	Serial Dilution Percent Difference
95% Interval	95% Confident Interval
CCV	Continuing Calibration Verification.
CCV REC (%)	% recovery of Continuing Calibration Verification.
CPT	Consumer Product Testing not NELAP Accredited
DF	Dilution Factor
DI WET	(DISTLC) Waste Extraction Test using DI water
DISS	Dissolved (direct analysis of 0.45 µm filtered and acidified water sample)
DLT	Dilution Test (Serial Dilution)
DUP	Duplicate
EDL	Estimated Detection Limit
ERS	External reference sample. Second source calibration verification.
ITEF	International Toxicity Equivalence Factor
LCS	Laboratory Control Sample
LCS2	Second LCS for the batch. Spike level is lower than that for the first LCS; applicable to method 1633.
LQL	Lowest Quantitation Level
MB	Method Blank
MB IS/SS % Rec	% Recovery of Internal Standard or Surrogate in Method Blank, if applicable
MB SS % Rec	% Recovery of Surrogate in Method Blank, if applicable
MDL	Method Detection Limit ¹
ML	Minimum Level of Quantitation
MS	Matrix Spike
MSD	Matrix Spike Duplicate
NA	Not Applicable
ND	Not detected at or above the indicated MDL or RL.
NR	Data Not Reported due to matrix interference or insufficient sample amount.
PDS	Post Digestion Spike
PF	Prep Factor
RD	Relative Difference
RL	Reporting Limit ²
RPD	Relative Percent Difference
RRT	Relative Retention Time
RSD	Relative Standard Deviation
SNR	Surrogate is diluted out of the calibration range

¹ MDL is the minimum measured concentration of a substance that can be reported with 99% confidence that the measured concentration is distinguishable from method blank results. Definition and Procedure for the Determination of the Method Detection Limit, Revision 2, 40CFR, Part 136, Appendix B, EPA 821-R-16-006, December 2016. Values are based upon our default extraction volume/amount and are subject to change.

² RL is the lowest level that can be reliably determined within specified limits of precision and accuracy during routine laboratory operating conditions. (The RL cannot be lower than the lowest calibration standard used in the initial calibration of the instrument and must be greater than the MDL.) Values are based upon our default extraction volume/amount and are subject to change.



Glossary of Terms & Qualifier Definitions

Client: Enthalpy Analytical

WorkOrder: 2602E85

Project: EO-553528

SPK Val	Spike Value
SPKRef Val	Spike Reference Value
SPLP	Synthetic Precipitation Leachate Procedure
ST	Sorbent Tube
TCLP	Toxicity Characteristic Leachate Procedure
TEQ	Toxicity Equivalents
TNTC	"Too Numerous to Count;" greater than 250 colonies observed on the plate.
TPH-Diesel	Sample results for semi-volatile TPH (diesel, kerosene, oil, etc) were calculated using a background subtraction procedure to correct for instrument baseline rise (column bleed) as described in Sec 7.7.2.2 of EPA 8015 B, C.
TZA	TimeZone Net Adjustment for sample collected outside of MAI's Coordinated Universal Time (UTC). (Adjustment for Daylight Saving is not accounted.)
WET (STLC)	Waste Extraction Test (Soluble Threshold Limit Concentration)



Analytical Report

Client: Enthalpy Analytical
Date Received: 02/19/2026 10:27
Date Prepared: 02/25/2026
Project: EO-553528

WorkOrder: 2602E85
Extraction Method: RSK175
Analytical Method: RSK175
Unit: µg/L

Dissolved Carbon Dioxide by RSK 175

Client ID	Lab ID	Matrix	Date Collected	Instrument FileID	Batch ID
DW-29	2602E85-001A	Water	02/18/2026 10:49	GC26 0225261104.D	336484

Analytes	Result	MDL	RL	DF	Date Analyzed
Carbon Dioxide	12,000	500	500	10	02/25/2026 16:20

Analyst(s): CLO

Client ID	Lab ID	Matrix	Date Collected	Instrument FileID	Batch ID
DW-31	2602E85-002A	Water	02/18/2026 11:45	GC26 0225261105.D	336484

Analytes	Result	MDL	RL	DF	Date Analyzed
Carbon Dioxide	61,000	2500	2500	50	02/25/2026 16:55

Analyst(s): CLO

Client ID	Lab ID	Matrix	Date Collected	Instrument FileID	Batch ID
FP-01	2602E85-003A	Water	02/18/2026 09:39	GC26 0225261106.D	336484

Analytes	Result	MDL	RL	DF	Date Analyzed
Carbon Dioxide	25,000	1000	1000	20	02/25/2026 17:41

Analyst(s): CLO



Quality Control Report

Client: Enthalpy Analytical
Date Prepared: 02/25/2026
Date Analyzed: 02/25/2026
Instrument: GC26
Matrix: Water
Project: EO-553528

WorkOrder: 2602E85
BatchID: 336484
Extraction Method: RSK175
Analytical Method: RSK175
Unit: µg/L
Sample ID: MB/LCS/LCSD-336484

QC Summary Report for RSK175

Analyte	MB Result	MDL	RL			
Carbon Dioxide	ND	50	50	-	-	-

Analyte	LCS Result	LCSD Result	SPK Val	LCS %REC	LCSD %REC	LCS/LCSD Limits	RPD	RPD Limit
Carbon Dioxide	160	200	187.2	87	105	70-130	19.2	30



1534 Willow Pass Rd
Pittsburg, CA 94565-1701
(925) 252-9262

WaterTrax CLIP EDF

CHAIN-OF-CUSTODY RECORD

WorkOrder: 2602E85 **ClientCode: ENO** **QuoteID: 262776**
 EQuIS Dry-Weight Email HardCopy ThirdParty J-flag
 Detection Summary Excel [A1_Standard_QC]

Report to:

David Tripp
Enthalpy Analytical
931 West Barkley Avenue
Orange, CA 92868
657-581-4710 FAX:

Email: david.tripp@enthalpy.com
cc/3rd Party: incomingreports@enthalpy.com;
PO: 079649
Project: EO-553528

Bill to:

Accounts Payable/Enthalpy SoCal
Montrose Environmental Group
PO Box 842165
Boston, MA 02284-2165
003EL_ap@montrose-env.com

Requested TAT: 5 days;

Date Received: **02/19/2026**
Date Logged: **02/20/2026**

Lab ID	ClientSampID	Matrix	Collection Date	Hold	Requested Tests (See legend below)												
					1	2	3	4	5	6	7	8	9	10	11	12	
2602E85-001	DW-29	Water	2/18/2026 10:49	<input type="checkbox"/>	A	A											
2602E85-002	DW-31	Water	2/18/2026 11:45	<input type="checkbox"/>	A	A											
2602E85-003	FP-01	Water	2/18/2026 09:39	<input type="checkbox"/>	A	A											

Test Legend:

1	PRDisposal Fee	2	RSK175_CO2_W	3		4	
5		6		7		8	
9		10		11		12	

Project Manager: Jena Alfaro

Prepared by:

Comments:

NOTE: Soil samples are discarded 60 days after receipt unless other arrangements are made (Water samples are 30 days).
Hazardous samples will be returned to client or disposed of at client expense.



WORK ORDER SUMMARY

Client Name: ENTHALPY ANALYTICAL

Project: EO-553528

Work Order: 2602E85

Client Contact: David Tripp

QC Level: LEVEL 2

Contact's Email: david.tripp@enthalpy.com

Comments:

Date Logged: 2/20/2026

WaterTrax CLIP EDF Excel EQUIS Email HardCopy ThirdParty J-flag

LabID	ClientSampID	Matrix	Test Name	Cont./Comp.	Bottle & Preservative	U**	Head Space	Dry-Weight	Collection Date & Time	TAT	Test Due Date	Sediment Content	Hold	Sub Out
001A	DW-29	Water	RSK175 (CO2)	2	VOA, Unpres	<input type="checkbox"/>	<input type="checkbox"/>	<input type="checkbox"/>	2/18/2026 10:49	5 days	2/26/2026	Present	<input type="checkbox"/>	<input type="checkbox"/>
002A	DW-31	Water	RSK175 (CO2)	2	VOA, Unpres	<input type="checkbox"/>	<input type="checkbox"/>	<input type="checkbox"/>	2/18/2026 11:45	5 days	2/26/2026	Present	<input type="checkbox"/>	<input type="checkbox"/>
003A	FP-01	Water	RSK175 (CO2)	2	VOA, Unpres	<input type="checkbox"/>	<input type="checkbox"/>	<input type="checkbox"/>	2/18/2026 9:39	5 days	2/26/2026	Present	<input type="checkbox"/>	<input type="checkbox"/>

NOTES: * STLC and TCLP extractions require 2 days to complete; therefore, all TATs begin after the extraction is completed (i.e., One-day TAT yields results in 3 days from sample submission).

- ISM prep requires 5 to 10 days to complete; therefore, all TATs begin after the extraction is completed (i.e., One-day TAT yields results in 6 to 11 days from sample submission). Due date listed on WO summary will not accurately reflect the time needed for sample preparation.

- Organic extracts are held for 40 days before disposal; Inorganic extract are held for 30 days.

- MAI assumes that all material present in the provided sampling container is considered part of the sample - MAI does not exclude any material from the sample prior to sample preparation unless requested in writing by the client.

U** = An unpreserved container was received for a method that suggests a preservation in order to extend hold time for analysis.

2602E85



931 West Barkley Ave
Orange, CA 92868
(714) 771-6900

Subcontract Laboratory:

McCampbell Analytical, Inc.
1534 Willow Pass Rd.
Pittsburg, CA 94565
ATTN: Quote ID: 252619
PO #: Quote ID: 262776

Enthalpy Order: EO-553528

PM: David Tripp
Email: david.tripp@enthalpy.com
CC: incomingreports@enthalpy.com
Phone: 657-581-4710

Results Due: Standard TAT
Report Level: II
Report To: MDL
EDDs: Standard Excel
EDD

Notes:

Sample ID	Collected	Lab ID	# Cont.	Matrix	Analysis Requested	Comment
DW-29	18-FEB-2026 10:49	553528-001	2	Water	RSK-175 CO2	
DW-31	18-FEB-2026 11:45	553528-002	2	Water	RSK-175 CO2	
FP-01	18-FEB-2026 09:39	553528-003	2	Water	RSK-175 CO2	

Notes:	Relinquished By:	Received By:
	<i>[Signature]</i>	<i>GLS</i>
	Date: 2.18.26 3pm	Date: 2.18.26 3pm
	<i>GLS</i>	<i>[Signature]</i>
	Date: 2.19.26	Date: 2/19/26 10:27A
	Date:	Date:

3.6c net
1R39

650: 564079052



Sample Receipt Checklist

Client Name: Enthalpy Analytical
 Project: EO-553528

Date and Time Received: 2/19/2026 10:27
 Date Logged: 2/20/2026
 Received by: Agustina Venegas
 Logged by:

WorkOrder No: 2602E85 Matrix: Water
 Carrier: Golden State Overnight

Chain of Custody (COC) Information

Chain of custody present?	Yes <input checked="" type="checkbox"/>	No <input type="checkbox"/>	
Chain of custody signed when relinquished and received?	Yes <input checked="" type="checkbox"/>	No <input type="checkbox"/>	
Chain of custody agrees with sample labels?	Yes <input checked="" type="checkbox"/>	No <input type="checkbox"/>	
Sample IDs noted by Client on COC?	Yes <input checked="" type="checkbox"/>	No <input type="checkbox"/>	
Date and Time of collection noted by Client on COC?	Yes <input checked="" type="checkbox"/>	No <input type="checkbox"/>	
Sampler's name noted on COC?	Yes <input type="checkbox"/>	No <input checked="" type="checkbox"/>	
COC agrees with Quote?	Yes <input checked="" type="checkbox"/>	No <input type="checkbox"/>	NA <input type="checkbox"/>
COC quote is active?	Yes <input checked="" type="checkbox"/>	No <input type="checkbox"/>	NA <input type="checkbox"/>

Sample Receipt Information

Custody seals intact on shipping container/cooler?	Yes <input type="checkbox"/>	No <input type="checkbox"/>	NA <input checked="" type="checkbox"/>
Custody seals intact on sample bottles?	Yes <input type="checkbox"/>	No <input type="checkbox"/>	NA <input checked="" type="checkbox"/>
Shipping container/cooler in good condition?	Yes <input checked="" type="checkbox"/>	No <input type="checkbox"/>	
Samples in proper containers/bottles?	Yes <input checked="" type="checkbox"/>	No <input type="checkbox"/>	
Sample containers intact?	Yes <input checked="" type="checkbox"/>	No <input type="checkbox"/>	
Sufficient sample volume for indicated test?	Yes <input checked="" type="checkbox"/>	No <input type="checkbox"/>	

Sample Preservation and Hold Time (HT) Information

All samples received within holding time?	Yes <input checked="" type="checkbox"/>	No <input type="checkbox"/>	NA <input type="checkbox"/>
Samples Received on Ice?	Yes <input checked="" type="checkbox"/>	No <input type="checkbox"/>	

(Ice Type: WET ICE)

Sample/Temp Blank temperature		Temp: 3.6°C	NA <input type="checkbox"/>
ZHS conditional analyses: VOA meets zero headspace requirement (VOCs, TPHg/BTEX, RSK)?	Yes <input checked="" type="checkbox"/>	No <input type="checkbox"/>	NA <input type="checkbox"/>
Sample labels checked for correct preservation?	Yes <input checked="" type="checkbox"/>	No <input type="checkbox"/>	
pH acceptable upon receipt (Metal: <2)?	Yes <input type="checkbox"/>	No <input type="checkbox"/>	NA <input checked="" type="checkbox"/>

UCMR Samples:

pH tested and acceptable upon receipt (200.7: ≤2; 533: 6 - 8; 537.1: 6 - 8)?	Yes <input type="checkbox"/>	No <input type="checkbox"/>	NA <input checked="" type="checkbox"/>
Free Chlorine tested and acceptable upon receipt (<0.1mg/L) [not applicable to 200.7]?	Yes <input type="checkbox"/>	No <input type="checkbox"/>	NA <input checked="" type="checkbox"/>

Comments:



Enthalpy Analytical
931 West Barkley Ave
Orange, CA 92868
(714) 771-6900

enthalpy.com

Lab Job Number : 555786
Report Level : II
Report Date : 03/31/2026

Analytical Report *prepared for:*

Matt Breuer
Waste Connections
Chiquita Canyon Landfill
29201 Henry Mayo Drive
Castaic, CA 91384

Project: GW MONITORING - CCLF Groundwater

Authorized for release by:

David Tripp, Project Manager
657-581-4710
david.tripp@enthalpy.com

This data package has been reviewed for technical correctness and completeness. Release of this data has been authorized by the Laboratory Manager or the Manager's designee, as verified by the above signature which applies to this PDF file as well as any associated electronic data deliverable files. The results contained in this report meet all requirements of NELAP and pertain only to those samples which were submitted for analysis. This report may be reproduced only in its entirety.

CA ELAP# 1338, CA ELAP #1338-S1, NELAP# 4038, SCAQMD LAP# 18LA0518, LACSD ID# 10105, ORELAP# 4197

Sample Summary

Matt Breuer	Lab Job #:	555786
Waste Connections	Project No:	GW MONITORING
Chiquita Canyon Landfill	Location:	CCLF Groundwater
29201 Henry Mayo	Date Received:	03/19/26
Drive		
Castaic, CA 91384		

Sample ID	Lab ID	Collected	Matrix
DW-29	555786-001	03/19/26 11:35	Water
DW-31	555786-002	03/19/26 10:53	Water
FP-01	555786-003	03/19/26 09:53	Water
QCFB	555786-004	03/19/26 10:56	Water
QCTB	555786-005	03/19/26 00:00	Water

Case Narrative

Waste Connections
Chiquita Canyon Landfill
29201 Henry Mayo Drive
Castaic, CA 91384
Matt Breuer

Lab Job Number: 555786
Project No: GW MONITORING
Location: CCLF
Groundwater
Date Received: 03/19/26

- This data package contains sample and QC results for five water samples, requested for the above referenced project on 03/20/26. The samples were received in good condition.
- EPA 300.0, EPA 350.1, EPA 410.4, EPA 6010B, EPA 8270C-SIM, SM 4500-S2-D, SM 5310B, SM2320B, and SM2540C analyses were performed at 931 West Barkley Ave, Orange, CA, 92868.
- EPA 8260B analysis was performed at 2532 E Cerritos Ave., Anaheim, CA, 92806.

Volatile Organics by GC/MS (EPA 8260B):

No analytical problems were encountered.

Semivolatile Organics by GC/MS SIM (EPA 8270C-SIM):

No analytical problems were encountered.

Total Organic Carbon by IR (SM 5310B):

No analytical problems were encountered.

Metals (EPA 6010B):

No analytical problems were encountered.

Ion Chromatography (EPA 300.0):

- High recoveries were observed for bromide, fluoride, and nitrogen, nitrate in the MSD for batch 398567; the parent sample was not a project sample, the LCS was within limits, and the associated RPDs were within limits.
- High recoveries were observed for a number of analytes in the second MS/MSD pair for batch 398567; the parent sample was not a project sample, the LCS was within limits, and the associated RPDs were within limits.
- No other analytical problems were encountered.

Chemical Oxygen Demand by EPA 410.4 (EPA 410.4):

No analytical problems were encountered.

Alkalinity (SM2320B):

No analytical problems were encountered.

Sulfide (SM 4500-S2-D):

No analytical problems were encountered.

Total Dissolved Solids (TDS) (SM2540C):

- High RPD was observed for total dissolved solids in the SDUP of DW-31 (lab # 555786-002).
- No other analytical problems were encountered.

Chemical Oxygen Demand (EPA 410.4):

No analytical problems were encountered.

Ammonia and TKN- Semi-Automated Method (SM 4500-NH3-G):

No analytical problems were encountered.



RSK-175 CO2 (RSK-175):

McC Campbell Analytical, Inc. in Pittsburg, CA performed the analysis (see sublab report section for certifications). Please see the McC Campbell Analytical, Inc. case narrative.

SAMPLE RECEIPT CHECKLIST



Section 1: General Info

Date Received: 3/19/26 WO# 555786 Client: Chiquita Cayo Largo

Section 2: Shipping / Custody

Are custody seals present? Yes No

Custody seals intact on arrival? N/A Yes No On cooler / box On samples
 Courier Walk-In Field Sampling Shipping Info: _____

Section 3a: Condition / Packaging

Outside 0.0 - 6.0°C (0.0 - 10.0°C for microbiology) (PM notified)

Date Opened 3/19/26 By (initials) AXT Type of ice used: Wet Blue/Gel None

Samples received on ice directly from the field; cooling process had begun. (if checked, skip temperatures)

Sample matrix doesn't require cooling (e.g. air, bulk PCB). (if checked, skip temperatures)

If no cooler: Observed/Adjusted Temp (°C): _____ / _____ Thermometer/IR Gun: 1R03 CF: P0.8

Cooler Temp (°C) #1: 18.1/18.3 #2: _____ / _____ #3: _____ / _____ #4: _____ / _____ #5: _____ / _____ #6: _____ / _____

Section 3b: Microbiology Samples

No microbiology samples submitted (skip 3b)

Within temp range 0.0 - 10.0°C or received on ice directly from field.

Adequate headspace for microbiology analysis.

Section 3c: Air Samples

No air samples submitted (skip 3c)

1.4L Canisters 6L Canisters Tedlar Bags MCE Cassettes Sorbent Tubes Other _____

Section 4: Containers / Labels / Samples

	YES	NO	N/A
1) Were custody papers present, filled properly, and legible?	✓		
2) Is the sampler's name present on the CoC?	✓		
3) Were containers received in good condition (unbroken / unopened / uncompromised)?	✓		
4) Were the samples bagged? (required for microbiology samples; recommended for soil samples)			✓
5) Were all of, and only, the correct samples received?	✓		
6) Are sample labels present, legible, and in agreement with the CoC?	✓		
7) Does the container count match the CoC?	✓		
8) Was sufficient sample volume / mass received for the analyses requested?	✓		
9) Were samples received in proper containers for the analyses requested?	✓		
10) Were samples received with > 1/2 holding time remaining?	✓		
11) Are samples properly preserved as indicated by CoC / labels?		✓	
12) Unpreserved VOAs received - If necessary, was the hold time changed in LIMS?		✓	
13) Are VOA vials free from headspace/bubbles > 6mm?		✓	

Section 5: Explanations / Comments

(If no comments are made, then no discrepancies noted.)

No additional discrepancies

Date Logged 3/19/26 By (print) AXT (sign) [Signature]
 Date Labeled _____ By (print) _____ (sign) [Signature]

SAMPLE RECEIPT CHECKLIST


Section 1: General Info

 Date Received: 3/20/26 WO# 555786 Client: WASTECONNECTIONS
Section 2: Shipping / Custody

 Are custody seals present? Yes No

 Custody seals intact on arrival? N/A Yes No On cooler / box On samples

 Courier Walk-In Field Sampling Shipping Info: _____

Section 3a: Condition / Packaging
 Outside 0.0 - 6.0°C (0.0 - 10.0°C for microbiology) (PM notified)

 Date Opened 3/20/26 By (initials) DEP Type of ice used: Wet Blue/Gel None

 Samples received on ice directly from the field; cooling process had begun. (if checked, skip temperatures)

 Sample matrix doesn't require cooling (e.g. air, bulk PCB). (if checked, skip temperatures)

 If no cooler: Observed/Adjusted Temp (°C): _____ / _____ Thermometer/IR Gun: IR15 CF: +0.4

 Cooler Temp (°C) #1: 1.0 / 1.4 #2: _____ / _____ #3: _____ / _____ #4: _____ / _____ #5: _____ / _____ #6: _____ / _____

Section 3b: Microbiology Samples
 No microbiology samples submitted (skip 3b)

 Within temp range 0.0 - 10.0°C or received on ice directly from field.

 Adequate headspace for microbiology analysis.

Section 3c: Air Samples
 No air samples submitted (skip 3c)

 1.4L Canisters 6L Canisters Tedlar Bags MCE Cassettes Sorbent Tubes Other _____

Section 4: Containers / Labels / Samples

	YES	NO	N/A
1) Were custody papers present, filled properly, and legible?	X		
2) Is the sampler's name present on the CoC?	X		
3) Were containers received in good condition (unbroken / unopened / uncompromised)?	X		
4) Were the samples bagged? (required for microbiology samples; recommended for soil samples)	X		
5) Were all of, and only, the correct samples received?	X		
6) Are sample labels present, legible, and in agreement with the CoC?	X		
7) Does the container count match the CoC?	X		
8) Was sufficient sample volume / mass received for the analyses requested?	X		
9) Were samples received in proper containers for the analyses requested?	X		
10) Were samples received with > 1/2 holding time remaining?		X	
11) Are samples properly preserved as indicated by CoC / labels?	X		
12) Unpreserved VOAs received - If necessary, was the hold time changed in LIMS?		X	
13) Are VOA vials free from headspace/bubbles > 6mm?		X	

Section 5: Explanations / Comments

(If no comments are made, then no discrepancies noted.)

4.10: Nitrate received with 1/2 holding time remaining
4.13: For sample -003, 1/3 HCL VOA vials & For sample -005, 1/2 HCL VOA vials have headspace 76mm
 No additional discrepancies

 Date Logged 3/19/26 By (print) AXT (sign) AXT

 Date Labeled 3/19/26 By (print) AXT (sign) AXT

Analysis Results for 555786

Matt Breuer
 Waste Connections
 Chiquita Canyon Landfill
 29201 Henry Mayo Drive
 Castaic, CA 91384

Lab Job #: 555786
 Project No: GW MONITORING
 Location: CCLF Groundwater
 Date Received: 03/19/26

Sample ID: DW-29 Lab ID: 555786-001 Collected: 03/19/26 11:35
Matrix: Water

555786-001 Analyte	Result	Qual	Units	RL	MDL	DF	Batch	Prepared	Analyzed	Chemist
Method: EPA 300.0 Prep Method: METHOD										
Fluoride	0.36		mg/L	0.20	0.059	1	398567	03/20/26 11:59	03/20/26 14:56	KUM
Chloride	93		mg/L	1.0	0.26	1	398567	03/20/26 11:59	03/20/26 14:56	KUM
Bromide	0.30		mg/L	0.30	0.061	1	398567	03/20/26 11:59	03/20/26 14:56	KUM
Nitrogen, Nitrate	1.9		mg/L	0.10	0.05	1	398567	03/20/26 11:59	03/20/26 14:56	KUM
Sulfate	360		mg/L	10	1.8	10	398567	03/20/26 11:59	03/20/26 15:17	KUM
Method: EPA 350.1 Prep Method: METHOD										
Ammonia-N	ND		mg/L	0.10	0.068	1	398791	03/24/26	03/24/26	JAK
Method: EPA 410.4 Prep Method: EPA 410.4										
Chemical Oxygen Demand	18		mg/L	4.0	2.0	1	398818	03/24/26	03/25/26	ARM
Method: EPA 6010B Prep Method: EPA 3015A										
Boron	0.40		mg/L	0.050	0.0023	1	398598	03/20/26	03/21/26	SBW
Calcium	80		mg/L	0.10	0.022	1	398598	03/20/26	03/21/26	SBW
Iron	0.070		mg/L	0.050	0.027	1	398598	03/20/26	03/21/26	SBW
Magnesium	11		mg/L	0.10	0.010	1	398598	03/20/26	03/21/26	SBW
Manganese	0.22		mg/L	0.010	0.00075	1	398598	03/20/26	03/23/26	SBW
Potassium	1.6		mg/L	0.50	0.15	1	398598	03/20/26	03/21/26	SBW
Sodium	240		mg/L	0.50	0.017	1	398598	03/20/26	03/23/26	SBW
Method: EPA 8260B Prep Method: EPA 5030B										
Freon 12	ND		ug/L	1.0	0.1	1	398796	03/24/26	03/24/26	HMN
Chloromethane	ND		ug/L	1.0	0.2	1	398796	03/24/26	03/24/26	HMN
Vinyl Chloride	ND		ug/L	0.5	0.1	1	398796	03/24/26	03/24/26	HMN
1,1-Dichloroethene	ND		ug/L	0.5	0.08	1	398796	03/24/26	03/24/26	HMN
Methylene Chloride	ND		ug/L	10	0.2	1	398796	03/24/26	03/24/26	HMN
1,1-Dichloroethane	ND		ug/L	0.5	0.1	1	398796	03/24/26	03/24/26	HMN
cis-1,2-Dichloroethene	ND		ug/L	0.5	0.09	1	398796	03/24/26	03/24/26	HMN
1,2-Dichloroethane	ND		ug/L	0.5	0.1	1	398796	03/24/26	03/24/26	HMN
Benzene	ND		ug/L	0.5	0.1	1	398796	03/24/26	03/24/26	HMN
Trichloroethene	ND		ug/L	0.5	0.1	1	398796	03/24/26	03/24/26	HMN
Tetrachloroethene	ND		ug/L	0.5	0.1	1	398796	03/24/26	03/24/26	HMN
1,4-Dichlorobenzene	ND		ug/L	0.5	0.2	1	398796	03/24/26	03/24/26	HMN
Surrogates										
Dibromofluoromethane	97%		%REC	70-130		1	398796	03/24/26	03/24/26	HMN
1,2-Dichloroethane-d4	106%		%REC	70-130		1	398796	03/24/26	03/24/26	HMN
Toluene-d8	97%		%REC	70-130		1	398796	03/24/26	03/24/26	HMN
Bromofluorobenzene	102%		%REC	70-130		1	398796	03/24/26	03/24/26	HMN

Analysis Results for 555786

555786-001 Analyte	Result	Qual	Units	RL	MDL	DF	Batch	Prepared	Analyzed	Chemist
Method: EPA 8270C-SIM										
Prep Method: EPA 3535										
1,4-Dioxane	ND		ug/L	1.0	0.84	1	398764	03/23/26	03/24/26	ZFA
Surrogates	Limits									
1,4-Dioxane-d8 (SUR)	103%		%REC	80-120		1	398764	03/23/26	03/24/26	ZFA
Method: SM 4500-S2-D										
Prep Method: METHOD										
Sulfide	ND		mg/L	0.10		1	398619	03/20/26	03/20/26	CDR
Method: SM 5310B										
Prep Method: SM 5310B										
Total Organic Carbon	11		mg/L	1.0	0.49	1	398671	03/22/26	03/22/26	BDR
Method: SM2320B										
Prep Method: METHOD										
Alkalinity, Bicarbonate, as CaCO3	290		mg/L	5.0		2.5	398853	03/25/26	03/25/26	WWC
Alkalinity, Total as CaCO3	290		mg/L	5.0		2.5	398853	03/25/26	03/25/26	WWC
Method: SM2540C										
Prep Method: METHOD										
Total Dissolved Solids	1,000		mg/L	20		2	398974	03/25/26	03/29/26	CDR

Analysis Results for 555786

Sample ID: DW-31
Lab ID: 555786-002
Collected: 03/19/26 10:53
Matrix: Water

555786-002 Analyte	Result	Qual	Units	RL	MDL	DF	Batch	Prepared	Analyzed	Chemist
Method: EPA 300.0 Prep Method: METHOD										
Fluoride	0.17	J	mg/L	0.20	0.059	1	398567	03/20/26 11:59	03/20/26 16:23	KUM
Chloride	74		mg/L	1.0	0.26	1	398567	03/20/26 11:59	03/20/26 16:23	KUM
Bromide	0.27	J	mg/L	0.30	0.061	1	398567	03/20/26 11:59	03/20/26 16:23	KUM
Nitrogen, Nitrate	2.2		mg/L	0.10	0.05	1	398567	03/20/26 11:59	03/20/26 16:23	KUM
Sulfate	280		mg/L	10	1.8	10	398567	03/20/26 11:59	03/20/26 16:45	KUM
Method: EPA 350.1 Prep Method: METHOD										
Ammonia-N	ND		mg/L	0.10	0.068	1	398791	03/24/26	03/24/26	JAK
Method: EPA 410.4 Prep Method: EPA 410.4										
Chemical Oxygen Demand	21		mg/L	4.0	2.0	1	398818	03/24/26	03/25/26	ARM
Method: EPA 6010B Prep Method: EPA 3015A										
Boron	0.51		mg/L	0.050	0.0023	1	398598	03/20/26	03/21/26	SBW
Calcium	180		mg/L	0.10	0.022	1	398598	03/20/26	03/21/26	SBW
Iron	ND		mg/L	0.050	0.027	1	398598	03/20/26	03/21/26	SBW
Magnesium	33		mg/L	0.10	0.010	1	398598	03/20/26	03/21/26	SBW
Manganese	0.066		mg/L	0.010	0.00075	1	398598	03/20/26	03/23/26	SBW
Potassium	1.5		mg/L	0.50	0.15	1	398598	03/20/26	03/21/26	SBW
Sodium	120		mg/L	0.50	0.017	1	398598	03/20/26	03/21/26	SBW
Method: EPA 8260B Prep Method: EPA 5030B										
Freon 12	ND		ug/L	1.0	0.1	1	399212	03/28/26	03/28/26	HMN
Chloromethane	ND		ug/L	1.0	0.2	1	399212	03/28/26	03/28/26	HMN
Vinyl Chloride	ND		ug/L	0.5	0.1	1	399212	03/28/26	03/28/26	HMN
1,1-Dichloroethene	ND		ug/L	0.5	0.08	1	399212	03/28/26	03/28/26	HMN
Methylene Chloride	ND		ug/L	10	0.2	1	399212	03/28/26	03/28/26	HMN
1,1-Dichloroethane	ND		ug/L	0.5	0.1	1	399212	03/28/26	03/28/26	HMN
cis-1,2-Dichloroethene	ND		ug/L	0.5	0.09	1	399212	03/28/26	03/28/26	HMN
1,2-Dichloroethane	ND		ug/L	0.5	0.1	1	399212	03/28/26	03/28/26	HMN
Benzene	ND		ug/L	0.5	0.1	1	399212	03/28/26	03/28/26	HMN
Trichloroethene	ND		ug/L	0.5	0.1	1	399212	03/28/26	03/28/26	HMN
Tetrachloroethene	ND		ug/L	0.5	0.1	1	399212	03/28/26	03/28/26	HMN
1,4-Dichlorobenzene	ND		ug/L	0.5	0.2	1	399212	03/28/26	03/28/26	HMN
Surrogates										
				Limits						
Dibromofluoromethane	101%		%REC	70-130		1	399212	03/28/26	03/28/26	HMN
1,2-Dichloroethane-d4	114%		%REC	70-130		1	399212	03/28/26	03/28/26	HMN
Toluene-d8	94%		%REC	70-130		1	399212	03/28/26	03/28/26	HMN
Bromofluorobenzene	99%		%REC	70-130		1	399212	03/28/26	03/28/26	HMN
Method: EPA 8270C-SIM Prep Method: EPA 3535										
1,4-Dioxane	2.1		ug/L	1.0	0.84	1	398764	03/23/26	03/24/26	ZFA
Surrogates										
				Limits						
1,4-Dioxane-d8 (SUR)	100%		%REC	80-120		1	398764	03/23/26	03/24/26	ZFA

Analysis Results for 555786

555786-002 Analyte	Result	Qual	Units	RL	MDL	DF	Batch	Prepared	Analyzed	Chemist
Method: SM 4500-S2-D Prep Method: METHOD										
Sulfide	ND		mg/L	0.10		1	398619	03/20/26	03/20/26	CDR
Method: SM 5310B Prep Method: SM 5310B										
Total Organic Carbon	9.8		mg/L	1.0	0.49	1	398671	03/22/26	03/22/26	BDR
Method: SM2320B Prep Method: METHOD										
Alkalinity, Bicarbonate, as CaCO3	480		mg/L	5.0	2.5	398853		03/25/26	03/25/26	WWC
Alkalinity, Total as CaCO3	480		mg/L	5.0	2.5	398853		03/25/26	03/25/26	WWC
Method: SM2540C Prep Method: METHOD										
Total Dissolved Solids	980		mg/L	20		2	398974	03/25/26	03/29/26	CDR

Analysis Results for 555786

Sample ID: FP-01	Lab ID: 555786-003	Collected: 03/19/26 09:53
Matrix: Water		

555786-003 Analyte	Result	Qual	Units	RL	MDL	DF	Batch	Prepared	Analyzed	Chemist
Method: EPA 300.0 Prep Method: METHOD										
Fluoride	0.26		mg/L	0.20	0.059	1	398567	03/20/26 11:59	03/20/26 17:07	KUM
Chloride	89		mg/L	1.0	0.26	1	398567	03/20/26 11:59	03/20/26 17:07	KUM
Bromide	0.40		mg/L	0.30	0.061	1	398567	03/20/26 11:59	03/20/26 17:07	KUM
Nitrogen, Nitrate	ND		mg/L	0.10	0.05	1	398567	03/20/26 11:59	03/20/26 17:07	KUM
Sulfate	380		mg/L	10	1.8	10	398567	03/20/26 11:59	03/20/26 17:29	KUM
Method: EPA 350.1 Prep Method: METHOD										
Ammonia-N	ND		mg/L	0.10	0.068	1	398791	03/24/26	03/24/26	JAK
Method: EPA 410.4 Prep Method: EPA 410.4										
Chemical Oxygen Demand	25		mg/L	4.0	2.0	1	398818	03/24/26	03/25/26	ARM
Method: EPA 6010B Prep Method: EPA 3015A										
Boron	0.48		mg/L	0.050	0.0023	1	398598	03/20/26	03/21/26	SBW
Calcium	160		mg/L	0.10	0.022	1	398598	03/20/26	03/21/26	SBW
Iron	ND		mg/L	0.050	0.027	1	398598	03/20/26	03/21/26	SBW
Magnesium	31		mg/L	0.10	0.010	1	398598	03/20/26	03/21/26	SBW
Manganese	0.47		mg/L	0.010	0.00075	1	398598	03/20/26	03/23/26	SBW
Potassium	1.6		mg/L	0.50	0.15	1	398598	03/20/26	03/21/26	SBW
Sodium	130		mg/L	0.50	0.017	1	398598	03/20/26	03/21/26	SBW
Method: EPA 8260B Prep Method: EPA 5030B										
Freon 12	ND		ug/L	1.0	0.1	1	398796	03/24/26	03/24/26	HMN
Chloromethane	ND		ug/L	1.0	0.2	1	398796	03/24/26	03/24/26	HMN
Vinyl Chloride	ND		ug/L	0.5	0.1	1	398796	03/24/26	03/24/26	HMN
1,1-Dichloroethene	ND		ug/L	0.5	0.08	1	398796	03/24/26	03/24/26	HMN
Methylene Chloride	ND		ug/L	10	0.2	1	398796	03/24/26	03/24/26	HMN
1,1-Dichloroethane	ND		ug/L	0.5	0.1	1	398796	03/24/26	03/24/26	HMN
cis-1,2-Dichloroethene	ND		ug/L	0.5	0.09	1	398796	03/24/26	03/24/26	HMN
1,2-Dichloroethane	ND		ug/L	0.5	0.1	1	398796	03/24/26	03/24/26	HMN
Benzene	ND		ug/L	0.5	0.1	1	398796	03/24/26	03/24/26	HMN
Trichloroethene	ND		ug/L	0.5	0.1	1	398796	03/24/26	03/24/26	HMN
Tetrachloroethene	ND		ug/L	0.5	0.1	1	398796	03/24/26	03/24/26	HMN
1,4-Dichlorobenzene	ND		ug/L	0.5	0.2	1	398796	03/24/26	03/24/26	HMN
Surrogates										
				Limits						
Dibromofluoromethane	98%		%REC	70-130		1	398796	03/24/26	03/24/26	HMN
1,2-Dichloroethane-d4	108%		%REC	70-130		1	398796	03/24/26	03/24/26	HMN
Toluene-d8	97%		%REC	70-130		1	398796	03/24/26	03/24/26	HMN
Bromofluorobenzene	103%		%REC	70-130		1	398796	03/24/26	03/24/26	HMN
Method: EPA 8270C-SIM Prep Method: EPA 3535										
1,4-Dioxane	4.7		ug/L	1.0	0.84	1	398764	03/23/26	03/24/26	ZFA
Surrogates										
				Limits						
1,4-Dioxane-d8 (SUR)	108%		%REC	80-120		1	398764	03/23/26	03/24/26	ZFA

Analysis Results for 555786

555786-003 Analyte **Result** **Qual** **Units** **RL** **MDL** **DF** **Batch** **Prepared** **Analyzed** **Chemist**

Method: SM 4500-S2-D
Prep Method: METHOD

Sulfide	ND	mg/L	0.10			1	398619	03/20/26	03/20/26	CDR
---------	----	------	------	--	--	---	--------	----------	----------	-----

Method: SM 5310B
Prep Method: SM 5310B

Total Organic Carbon	9.7	mg/L	1.0	0.49		1	398671	03/22/26	03/22/26	BDR
----------------------	-----	------	-----	------	--	---	--------	----------	----------	-----

Method: SM2320B
Prep Method: METHOD

Alkalinity, Bicarbonate, as CaCO3	380	mg/L	5.0	2.5		398853	03/25/26	03/25/26	WWC
Alkalinity, Total as CaCO3	380	mg/L	5.0	2.5		398853	03/25/26	03/25/26	WWC

Method: SM2540C
Prep Method: METHOD

Total Dissolved Solids	990	mg/L	20			2	398974	03/25/26	03/29/26	CDR
------------------------	-----	------	----	--	--	---	--------	----------	----------	-----

Sample ID: QCFB Lab ID: 555786-004 Collected: 03/19/26 10:56
Matrix: Water

555786-004 Analyte **Result** **Qual** **Units** **RL** **MDL** **DF** **Batch** **Prepared** **Analyzed** **Chemist**

Method: EPA 8260B
Prep Method: EPA 5030B

Freon 12	ND	ug/L	1.0	0.1		1	398796	03/24/26	03/24/26	HMN
Chloromethane	ND	ug/L	1.0	0.2		1	398796	03/24/26	03/24/26	HMN
Vinyl Chloride	ND	ug/L	0.5	0.1		1	398796	03/24/26	03/24/26	HMN
1,1-Dichloroethene	ND	ug/L	0.5	0.08		1	398796	03/24/26	03/24/26	HMN
Methylene Chloride	0.6	J	ug/L	10	0.2	1	398796	03/24/26	03/24/26	HMN
1,1-Dichloroethane	ND	ug/L	0.5	0.1		1	398796	03/24/26	03/24/26	HMN
cis-1,2-Dichloroethene	ND	ug/L	0.5	0.09		1	398796	03/24/26	03/24/26	HMN
1,2-Dichloroethane	ND	ug/L	0.5	0.1		1	398796	03/24/26	03/24/26	HMN
Benzene	ND	ug/L	0.5	0.1		1	398796	03/24/26	03/24/26	HMN
Trichloroethene	ND	ug/L	0.5	0.1		1	398796	03/24/26	03/24/26	HMN
Tetrachloroethene	ND	ug/L	0.5	0.1		1	398796	03/24/26	03/24/26	HMN
1,4-Dichlorobenzene	ND	ug/L	0.5	0.2		1	398796	03/24/26	03/24/26	HMN

Surrogates			Limits							
Dibromofluoromethane	96%	%REC	70-130			1	398796	03/24/26	03/24/26	HMN
1,2-Dichloroethane-d4	100%	%REC	70-130			1	398796	03/24/26	03/24/26	HMN
Toluene-d8	99%	%REC	70-130			1	398796	03/24/26	03/24/26	HMN
Bromofluorobenzene	103%	%REC	70-130			1	398796	03/24/26	03/24/26	HMN

Analysis Results for 555786

Sample ID: QCTB	Lab ID: 555786-005	Collected: 03/19/26
Matrix: Water		

555786-005 Analyte	Result	Qual	Units	RL	MDL	DF	Batch	Prepared	Analyzed	Chemist
Method: EPA 8260B										
Prep Method: EPA 5030B										
Freon 12	ND		ug/L	1.0	0.1	1	398796	03/24/26	03/24/26	ZST
Chloromethane	ND		ug/L	1.0	0.2	1	398796	03/24/26	03/24/26	ZST
Vinyl Chloride	ND		ug/L	0.5	0.1	1	398796	03/24/26	03/24/26	ZST
1,1-Dichloroethene	ND		ug/L	0.5	0.08	1	398796	03/24/26	03/24/26	ZST
Methylene Chloride	0.5	J	ug/L	10	0.2	1	398796	03/24/26	03/24/26	ZST
1,1-Dichloroethane	ND		ug/L	0.5	0.1	1	398796	03/24/26	03/24/26	ZST
cis-1,2-Dichloroethene	ND		ug/L	0.5	0.09	1	398796	03/24/26	03/24/26	ZST
1,2-Dichloroethane	ND		ug/L	0.5	0.1	1	398796	03/24/26	03/24/26	ZST
Benzene	ND		ug/L	0.5	0.1	1	398796	03/24/26	03/24/26	ZST
Trichloroethene	ND		ug/L	0.5	0.1	1	398796	03/24/26	03/24/26	ZST
Tetrachloroethene	ND		ug/L	0.5	0.1	1	398796	03/24/26	03/24/26	ZST
1,4-Dichlorobenzene	ND		ug/L	0.5	0.2	1	398796	03/24/26	03/24/26	ZST
Surrogates				Limits						
Dibromofluoromethane	97%		%REC	70-130		1	398796	03/24/26	03/24/26	ZST
1,2-Dichloroethane-d4	106%		%REC	70-130		1	398796	03/24/26	03/24/26	ZST
Toluene-d8	98%		%REC	70-130		1	398796	03/24/26	03/24/26	ZST
Bromofluorobenzene	103%		%REC	70-130		1	398796	03/24/26	03/24/26	ZST

J Estimated value
 ND Not Detected

Batch QC

Type: Blank	Lab ID: QC1351839	Batch: 398567
Matrix: Water	Method: EPA 300.0	Prep Method: METHOD

QC1351839 Analyte	Result	Qual	Units	RL	MDL	Prepared	Analyzed
Fluoride	ND		mg/L	0.20	0.059	03/20/26 11:59	03/20/26 12:01
Chloride	ND		mg/L	1.0	0.26	03/20/26 11:59	03/20/26 12:01
Bromide	ND		mg/L	0.30	0.061	03/20/26 11:59	03/20/26 12:01
Nitrogen, Nitrate	ND		mg/L	0.10	0.05	03/20/26 11:59	03/20/26 12:01
Sulfate	ND		mg/L	1.0	0.18	03/20/26 11:59	03/20/26 12:01

Type: Lab Control Sample	Lab ID: QC1351840	Batch: 398567
Matrix: Water	Method: EPA 300.0	Prep Method: METHOD

QC1351840 Analyte	Result	Spiked	Units	Recovery	Qual	Limits
Fluoride	9.604	10.00	mg/L	96%		90-110
Chloride	46.35	50.00	mg/L	93%		90-110
Bromide	14.53	15.00	mg/L	97%		90-110
Nitrogen, Nitrate	4.434	4.518	mg/L	98%		90-110
Sulfate	24.40	25.00	mg/L	98%		90-110

Type: Matrix Spike	Lab ID: QC1351841	Batch: 398567
Matrix (Source ID): Water (555884-001)	Method: EPA 300.0	Prep Method: METHOD

QC1351841 Analyte	Result	Source Sample Result	Spiked	Units	Recovery	Qual	Limits	DF
Fluoride	23.85	0.6473	20.00	mg/L	116%		80-129	1
Chloride	561.8	587.9	100.0	mg/L	-26%	E,NM	80-123	1
Bromide	19.21	1.995	15.00	mg/L	115%		80-121	1
Nitrogen, Nitrate	10.67	0.1494	9.036	mg/L	116%		80-123	1
Sulfate	467.2	508.7	50.00	mg/L	-83%	E,NM	79-124	1

Type: Matrix Spike Duplicate	Lab ID: QC1351842	Batch: 398567
Matrix (Source ID): Water (555884-001)	Method: EPA 300.0	Prep Method: METHOD

QC1351842 Analyte	Result	Source Sample Result	Spiked	Units	Recovery	Qual	Limits	RPD	Lim	DF
Fluoride	28.81	0.6473	20.00	mg/L	141%	*	80-129	19	21	1
Chloride	571.8	587.9	100.0	mg/L	-16%	E,NM	80-123		20	1
Bromide	22.57	1.995	15.00	mg/L	137%	*	80-121	16	20	1
Nitrogen, Nitrate	12.77	0.1494	9.036	mg/L	140%	*	80-123	18	20	1
Sulfate	471.5	508.7	50.00	mg/L	-74%	E,NM	79-124		20	1

Batch QC

Type: Matrix Spike	Lab ID: QC1351884	Batch: 398567
Matrix (Source ID): Water (555902-001)	Method: EPA 300.0	Prep Method: METHOD

QC1351884 Analyte	Result	Source Sample Result	Spiked	Units	Recovery	Qual	Limits	DF
Fluoride	25.28	ND	20.00	mg/L	126%		80-129	1
Chloride	185.4	66.10	100.0	mg/L	119%		80-123	1
Bromide	18.55	0.09091	15.00	mg/L	123%	*	80-121	1
Nitrogen, Nitrate	11.70	0.4231	9.036	mg/L	125%	*	80-123	1
Sulfate	64.25	1.279	50.00	mg/L	126%	*	79-124	1

Type: Matrix Spike Duplicate	Lab ID: QC1351885	Batch: 398567
Matrix (Source ID): Water (555902-001)	Method: EPA 300.0	Prep Method: METHOD

QC1351885 Analyte	Result	Source Sample Result	Spiked	Units	Recovery	Qual	Limits	RPD	RPD Lim	DF
Fluoride	25.96	ND	20.00	mg/L	130%	*	80-129	3	21	1
Chloride	188.4	66.10	100.0	mg/L	122%		80-123	2	20	1
Bromide	19.03	0.09091	15.00	mg/L	126%	*	80-121	3	20	1
Nitrogen, Nitrate	12.00	0.4231	9.036	mg/L	128%	*	80-123	3	20	1
Sulfate	65.95	1.279	50.00	mg/L	129%	*	79-124	3	20	1

Type: Blank	Lab ID: QC1352617	Batch: 398791
Matrix: Water	Method: EPA 350.1	Prep Method: METHOD

QC1352617 Analyte	Result	Qual	Units	RL	MDL	Prepared	Analyzed
Ammonia-N	ND		mg/L	0.10	0.068	03/24/26	03/24/26

Type: Lab Control Sample	Lab ID: QC1352618	Batch: 398791
Matrix: Water	Method: EPA 350.1	Prep Method: METHOD

QC1352618 Analyte	Result	Spiked	Units	Recovery	Qual	Limits
Ammonia-N	0.9145	1.000	mg/L	91%		90-110

Type: Matrix Spike	Lab ID: QC1352619	Batch: 398791
Matrix (Source ID): Drinking Water (555969-001)	Method: EPA 350.1	Prep Method: SM 4500-NH3-G SD

QC1352619 Analyte	Result	Source Sample Result	Spiked	Units	Recovery	Qual	Limits	DF
Ammonia-N	1.282	0.3753	1.000	mg/L	91%		90-110	1

Batch QC

Type: Matrix Spike Duplicate	Lab ID: QC1352620	Batch: 398791
Matrix (Source ID): Drinking Water (555969-001)	Method: EPA 350.1	Prep Method: SM 4500-NH3-G SD

QC1352620 Analyte	Result	Source Sample Result	Spiked	Units	Recovery	Qual	Limits	RPD	RPD Lim	DF
Ammonia-N	1.282	0.3753	1.000	mg/L	91%		90-110	0	20	1

Type: Blank	Lab ID: QC1352724	Batch: 398818
Matrix: Water	Method: EPA 410.4	Prep Method: EPA 410.4

QC1352724 Analyte	Result	Qual	Units	RL	MDL	Prepared	Analyzed
Chemical Oxygen Demand	ND		mg/L	4.0	2.0	03/24/26	03/25/26

Type: Lab Control Sample	Lab ID: QC1352725	Batch: 398818
Matrix: Water	Method: EPA 410.4	Prep Method: EPA 410.4

QC1352725 Analyte	Result	Spiked	Units	Recovery	Qual	Limits
Chemical Oxygen Demand	100.0	100.0	mg/L	100%		90-110

Type: Matrix Spike	Lab ID: QC1352726	Batch: 398818
Matrix (Source ID): Water (555786-001)	Method: EPA 410.4	Prep Method: EPA 410.4

QC1352726 Analyte	Result	Source Sample Result	Spiked	Units	Recovery	Qual	Limits	DF
Chemical Oxygen Demand	104.0	18.00	100.0	mg/L	86%		75-125	2

Type: Matrix Spike Duplicate	Lab ID: QC1352727	Batch: 398818
Matrix (Source ID): Water (555786-001)	Method: EPA 410.4	Prep Method: EPA 410.4

QC1352727 Analyte	Result	Source Sample Result	Spiked	Units	Recovery	Qual	Limits	RPD	RPD Lim	DF
Chemical Oxygen Demand	116.0	18.00	100.0	mg/L	98%		75-125	11	20	2

Type: Blank	Lab ID: QC1351929	Batch: 398598
Matrix: Water	Method: EPA 6010B	Prep Method: EPA 3015A

QC1351929 Analyte	Result	Qual	Units	RL	MDL	Prepared	Analyzed
Boron	ND		mg/L	0.050	0.0023	03/20/26	03/21/26
Calcium	ND		mg/L	0.10	0.022	03/20/26	03/21/26
Iron	ND		mg/L	0.027	0.027	03/20/26	03/21/26
Magnesium	ND		mg/L	0.10	0.010	03/20/26	03/21/26
Manganese	ND		mg/L	0.010	0.00075	03/20/26	03/23/26
Potassium	ND		mg/L	0.50	0.15	03/20/26	03/21/26
Sodium	ND		mg/L	0.50	0.017	03/20/26	03/21/26

Batch QC

Type: Lab Control Sample	Lab ID: QC1351930	Batch: 398598
Matrix: Water	Method: EPA 6010B	Prep Method: EPA 3015A

QC1351930 Analyte	Result	Spiked	Units	Recovery	Qual	Limits
Boron	0.3448	0.4000	mg/L	86%		80-120
Calcium	18.46	20.40	mg/L	90%		80-120
Iron	0.3516	0.4000	mg/L	88%		80-120
Magnesium	18.14	20.40	mg/L	89%		80-120
Manganese	0.3787	0.4000	mg/L	95%		80-120
Potassium	21.27	24.00	mg/L	89%		80-120
Sodium	17.82	20.40	mg/L	87%		80-120

Type: Matrix Spike	Lab ID: QC1351942	Batch: 398598
Matrix (Source ID): Filtrate (555878-011)	Method: EPA 6010B	Prep Method: EPA 3015A

QC1351942 Analyte	Result	Source Sample Result	Spiked	Units	Recovery	Qual	Limits	DF
Boron	0.4685	0.08588	0.4000	mg/L	96%		75-125	1
Calcium	64.25	44.08	20.40	mg/L	99%		75-125	1
Iron	3.960	3.561	0.4000	mg/L	100%	NM	75-125	1
Magnesium	20.68	1.310	20.40	mg/L	95%		75-125	1
Manganese	0.4596	0.07236	0.4000	mg/L	97%		75-125	1
Potassium	30.51	7.518	24.00	mg/L	96%		75-125	1
Sodium	115.3	95.74	20.40	mg/L	96%	NM	75-125	1

Type: Matrix Spike Duplicate	Lab ID: QC1351943	Batch: 398598
Matrix (Source ID): Filtrate (555878-011)	Method: EPA 6010B	Prep Method: EPA 3015A

QC1351943 Analyte	Result	Source Sample Result	Spiked	Units	Recovery	Qual	Limits	RPD	RPD Lim	DF
Boron	0.4718	0.08588	0.4000	mg/L	96%		75-125	1	20	1
Calcium	62.96	44.08	20.40	mg/L	93%		75-125	2	20	1
Iron	4.041	3.561	0.4000	mg/L	120%	NM	75-125	2	22	1
Magnesium	20.50	1.310	20.40	mg/L	94%		75-125	1	20	1
Manganese	0.4645	0.07236	0.4000	mg/L	98%		75-125	1	20	1
Potassium	30.23	7.518	24.00	mg/L	95%		75-125	1	20	1
Sodium	112.8	95.74	20.40	mg/L	84%	NM	75-125	2	20	1

Batch QC

Type: Serial Dilution	Lab ID: QC1352051	Batch: 398598
Matrix (Source ID): Filtrate (555878-011)	Method: EPA 6010B	Prep Method: EPA 3015A

QC1352051 Analyte	Result	Source Sample Result	Units	Qual	RPD	RPD Lim	DF
Boron	0.08039	0.08588	mg/L	J			5
Calcium	45.08	44.08	mg/L				5
Iron	3.641	3.561	mg/L				5
Magnesium	1.352	1.310	mg/L				5
Manganese	0.07346	0.07236	mg/L				5
Potassium	7.580	7.518	mg/L				5
Sodium	98.82	95.74	mg/L				5

Type: Lab Control Sample	Lab ID: QC1352633	Batch: 398796
Matrix: Water	Method: EPA 8260B	Prep Method: EPA 5030B

QC1352633 Analyte	Result	Spiked	Units	Recovery	Qual	Limits
1,1-Dichloroethene	48.75	50.00	ug/L	98%		69-128
MTBE	54.20	50.00	ug/L	108%		66-125
Benzene	54.04	50.00	ug/L	108%		76-121
Trichloroethene	50.67	50.00	ug/L	101%		76-124
Toluene	48.71	50.00	ug/L	97%		76-120
Chlorobenzene	49.32	50.00	ug/L	99%		78-120
Surrogates						
Dibromofluoromethane	48.94	50.00	ug/L	98%		70-130
1,2-Dichloroethane-d4	50.88	50.00	ug/L	102%		70-130
Toluene-d8	49.24	50.00	ug/L	98%		70-130
Bromofluorobenzene	50.29	50.00	ug/L	101%		70-130

Type: Lab Control Sample Duplicate	Lab ID: QC1352634	Batch: 398796
Matrix: Water	Method: EPA 8260B	Prep Method: EPA 5030B

QC1352634 Analyte	Result	Spiked	Units	Recovery	Qual	Limits	RPD	RPD Lim
1,1-Dichloroethene	49.20	50.00	ug/L	98%		69-128	1	23
MTBE	56.27	50.00	ug/L	113%		66-125	4	22
Benzene	55.03	50.00	ug/L	110%		76-121	2	21
Trichloroethene	50.95	50.00	ug/L	102%		76-124	1	22
Toluene	49.15	50.00	ug/L	98%		76-120	1	21
Chlorobenzene	50.28	50.00	ug/L	101%		78-120	2	20
Surrogates								
Dibromofluoromethane	48.86	50.00	ug/L	98%		70-130		
1,2-Dichloroethane-d4	52.35	50.00	ug/L	105%		70-130		
Toluene-d8	49.55	50.00	ug/L	99%		70-130		
Bromofluorobenzene	49.83	50.00	ug/L	100%		70-130		

Batch QC

Type: Blank	Lab ID: QC1352638	Batch: 398796
Matrix: Water	Method: EPA 8260B	Prep Method: EPA 5030B

QC1352638 Analyte	Result	Qual	Units	RL	MDL	Prepared	Analyzed
Freon 12	ND		ug/L	1.0	0.1	03/24/26	03/24/26
Chloromethane	ND		ug/L	1.0	0.2	03/24/26	03/24/26
Vinyl Chloride	ND		ug/L	0.5	0.1	03/24/26	03/24/26
1,1-Dichloroethene	ND		ug/L	0.5	0.08	03/24/26	03/24/26
Methylene Chloride	ND		ug/L	10	0.2	03/24/26	03/24/26
1,1-Dichloroethane	ND		ug/L	0.5	0.1	03/24/26	03/24/26
cis-1,2-Dichloroethene	ND		ug/L	0.5	0.09	03/24/26	03/24/26
1,2-Dichloroethane	ND		ug/L	0.5	0.1	03/24/26	03/24/26
Benzene	ND		ug/L	0.5	0.1	03/24/26	03/24/26
Trichloroethene	ND		ug/L	0.5	0.1	03/24/26	03/24/26
Tetrachloroethene	ND		ug/L	0.5	0.1	03/24/26	03/24/26
1,4-Dichlorobenzene	ND		ug/L	0.5	0.2	03/24/26	03/24/26
Surrogates				Limits			
Dibromofluoromethane	96%		%REC	70-130		03/24/26	03/24/26
1,2-Dichloroethane-d4	105%		%REC	70-130		03/24/26	03/24/26
Toluene-d8	98%		%REC	70-130		03/24/26	03/24/26
Bromofluorobenzene	105%		%REC	70-130		03/24/26	03/24/26

Type: Matrix Spike	Lab ID: QC1352717	Batch: 398796
Matrix (Source ID): Water (555560-008)	Method: EPA 8260B	Prep Method: EPA 5030B

QC1352717 Analyte	Result	Source Sample Result	Spiked	Units	Recovery	Qual	Limits	DF
1,1-Dichloroethene	19.32	ND	20.00	ug/L	97%		62-131	1
MTBE	24.00	ND	20.00	ug/L	120%		61-124	1
Benzene	22.52	ND	20.00	ug/L	113%		70-123	1
Trichloroethene	19.92	ND	20.00	ug/L	100%		65-131	1
Toluene	19.49	ND	20.00	ug/L	97%		69-120	1
Chlorobenzene	20.19	ND	20.00	ug/L	101%		72-121	1
Surrogates								
Dibromofluoromethane	49.34		50.00	ug/L	99%		70-130	1
1,2-Dichloroethane-d4	55.01		50.00	ug/L	110%		70-130	1
Toluene-d8	48.00		50.00	ug/L	96%		70-130	1
Bromofluorobenzene	49.91		50.00	ug/L	100%		70-130	1

Batch QC

Type: Matrix Spike Duplicate	Lab ID: QC1352718	Batch: 398796
Matrix (Source ID): Water (555560-008)	Method: EPA 8260B	Prep Method: EPA 5030B

QC1352718 Analyte	Result	Source Sample Result	Spiked	Units	Recovery	Qual	Limits	RPD	RPD Lim	DF
1,1-Dichloroethene	20.05	ND	20.00	ug/L	100%		62-131	4	31	1
MTBE	24.55	ND	20.00	ug/L	123%		61-124	2	30	1
Benzene	23.20	ND	20.00	ug/L	116%		70-123	3	31	1
Trichloroethene	21.26	ND	20.00	ug/L	106%		65-131	7	31	1
Toluene	21.12	ND	20.00	ug/L	106%		69-120	8	29	1
Chlorobenzene	21.33	ND	20.00	ug/L	107%		72-121	5	29	1
Surrogates										
Dibromofluoromethane	49.35		50.00	ug/L	99%		70-130			1
1,2-Dichloroethane-d4	54.21		50.00	ug/L	108%		70-130			1
Toluene-d8	49.02		50.00	ug/L	98%		70-130			1
Bromofluorobenzene	50.63		50.00	ug/L	101%		70-130			1

Type: Lab Control Sample	Lab ID: QC1354119	Batch: 399212
Matrix: Water	Method: EPA 8260B	Prep Method: EPA 5030B

QC1354119 Analyte	Result	Spiked	Units	Recovery	Qual	Limits
1,1-Dichloroethene	53.85	50.00	ug/L	108%		69-128
MTBE	53.87	50.00	ug/L	108%		66-125
Benzene	56.75	50.00	ug/L	113%		76-121
Trichloroethene	50.56	50.00	ug/L	101%		76-124
Toluene	49.84	50.00	ug/L	100%		76-120
Chlorobenzene	49.13	50.00	ug/L	98%		78-120
Surrogates						
Dibromofluoromethane	48.67	50.00	ug/L	97%		70-130
1,2-Dichloroethane-d4	53.87	50.00	ug/L	108%		70-130
Toluene-d8	48.35	50.00	ug/L	97%		70-130
Bromofluorobenzene	50.38	50.00	ug/L	101%		70-130

Type: Lab Control Sample Duplicate	Lab ID: QC1354120	Batch: 399212
Matrix: Water	Method: EPA 8260B	Prep Method: EPA 5030B

QC1354120 Analyte	Result	Spiked	Units	Recovery	Qual	Limits	RPD	RPD Lim
1,1-Dichloroethene	50.07	50.00	ug/L	100%		69-128	7	23
MTBE	48.82	50.00	ug/L	98%		66-125	10	22
Benzene	52.22	50.00	ug/L	104%		76-121	8	21
Trichloroethene	47.17	50.00	ug/L	94%		76-124	7	22
Toluene	46.08	50.00	ug/L	92%		76-120	8	21
Chlorobenzene	44.74	50.00	ug/L	89%		78-120	9	20
Surrogates								
Dibromofluoromethane	47.26	50.00	ug/L	95%		70-130		
1,2-Dichloroethane-d4	50.93	50.00	ug/L	102%		70-130		
Toluene-d8	48.67	50.00	ug/L	97%		70-130		
Bromofluorobenzene	49.00	50.00	ug/L	98%		70-130		

Batch QC

Type: Matrix Spike	Lab ID: QC1354121	Batch: 399212
Matrix (Source ID): Water (555979-001)	Method: EPA 8260B	Prep Method: EPA 5030B

QC1354121 Analyte	Result	Source Sample Result	Spiked	Units	Recovery	Qual	Limits	DF
1,1-Dichloroethene	20.95	ND	20.00	ug/L	105%		62-131	1
MTBE	22.63	ND	20.00	ug/L	113%		61-124	1
Benzene	22.41	ND	20.00	ug/L	112%		70-123	1
Trichloroethene	18.81	ND	20.00	ug/L	94%		65-131	1
Toluene	18.66	ND	20.00	ug/L	93%		69-120	1
Chlorobenzene	18.54	ND	20.00	ug/L	93%		72-121	1
Surrogates								
Dibromofluoromethane	50.85		50.00	ug/L	102%		70-130	1
1,2-Dichloroethane-d4	58.88		50.00	ug/L	118%		70-130	1
Toluene-d8	48.53		50.00	ug/L	97%		70-130	1
Bromofluorobenzene	49.01		50.00	ug/L	98%		70-130	1

Type: Matrix Spike Duplicate	Lab ID: QC1354122	Batch: 399212
Matrix (Source ID): Water (555979-001)	Method: EPA 8260B	Prep Method: EPA 5030B

QC1354122 Analyte	Result	Source Sample Result	Spiked	Units	Recovery	Qual	Limits	RPD	RPD Lim	DF
1,1-Dichloroethene	21.23	ND	20.00	ug/L	106%		62-131	1	31	1
MTBE	23.43	ND	20.00	ug/L	117%		61-124	3	30	1
Benzene	22.50	ND	20.00	ug/L	113%		70-123	0	31	1
Trichloroethene	18.91	ND	20.00	ug/L	95%		65-131	1	31	1
Toluene	18.72	ND	20.00	ug/L	94%		69-120	0	29	1
Chlorobenzene	18.61	ND	20.00	ug/L	93%		72-121	0	29	1
Surrogates										
Dibromofluoromethane	50.65		50.00	ug/L	101%		70-130			1
1,2-Dichloroethane-d4	56.70		50.00	ug/L	113%		70-130			1
Toluene-d8	47.00		50.00	ug/L	94%		70-130			1
Bromofluorobenzene	50.29		50.00	ug/L	101%		70-130			1

Batch QC

Type: Blank	Lab ID: QC1354124	Batch: 399212
Matrix: Water	Method: EPA 8260B	Prep Method: EPA 5030B

QC1354124 Analyte	Result	Qual	Units	RL	MDL	Prepared	Analyzed
Freon 12	ND		ug/L	1.0	0.1	03/27/26	03/27/26
Chloromethane	ND		ug/L	1.0	0.2	03/27/26	03/27/26
Vinyl Chloride	ND		ug/L	0.5	0.1	03/27/26	03/27/26
1,1-Dichloroethene	ND		ug/L	0.5	0.08	03/27/26	03/27/26
Methylene Chloride	ND		ug/L	10	0.2	03/27/26	03/27/26
1,1-Dichloroethane	ND		ug/L	0.5	0.1	03/27/26	03/27/26
cis-1,2-Dichloroethene	ND		ug/L	0.5	0.09	03/27/26	03/27/26
1,2-Dichloroethane	ND		ug/L	0.5	0.1	03/27/26	03/27/26
Benzene	ND		ug/L	0.5	0.1	03/27/26	03/27/26
Trichloroethene	ND		ug/L	0.5	0.1	03/27/26	03/27/26
Tetrachloroethene	ND		ug/L	0.5	0.1	03/27/26	03/27/26
1,4-Dichlorobenzene	ND		ug/L	0.5	0.2	03/27/26	03/27/26
Surrogates				Limits			
Dibromofluoromethane	92%		%REC	70-130		03/27/26	03/27/26
1,2-Dichloroethane-d4	93%		%REC	70-130		03/27/26	03/27/26
Toluene-d8	100%		%REC	70-130		03/27/26	03/27/26
Bromofluorobenzene	103%		%REC	70-130		03/27/26	03/27/26

Type: Blank	Lab ID: QC1352555	Batch: 398764
Matrix: Water	Method: EPA 8270C-SIM	Prep Method: EPA 3535

QC1352555 Analyte	Result	Qual	Units	RL	MDL	Prepared	Analyzed
1,4-Dioxane	ND		ug/L	1.0	0.84	03/23/26	03/24/26
Surrogates				Limits			
1,4-Dioxane-d8 (SUR)	98%		%REC	80-120		03/23/26	03/24/26

Type: Lab Control Sample	Lab ID: QC1352556	Batch: 398764
Matrix: Water	Method: EPA 8270C-SIM	Prep Method: EPA 3535

QC1352556 Analyte	Result	Spiked	Units	Recovery	Qual	Limits
1,4-Dioxane	9.805	10.00	ug/L	98%		79-120
Surrogates						
1,4-Dioxane-d8 (SUR)	10.42	10.00	ug/L	104%		80-120

Type: Lab Control Sample Duplicate	Lab ID: QC1352557	Batch: 398764
Matrix: Water	Method: EPA 8270C-SIM	Prep Method: EPA 3535

QC1352557 Analyte	Result	Spiked	Units	Recovery	Qual	Limits	RPD	RPD Lim
1,4-Dioxane	9.429	10.00	ug/L	94%		79-120	4	20
Surrogates								
1,4-Dioxane-d8 (SUR)	10.45	10.00	ug/L	105%		80-120		

Batch QC

Type: Blank	Lab ID: QC1352005	Batch: 398619
Matrix: Water	Method: SM 4500-S2-D	Prep Method: METHOD

QC1352005 Analyte	Result	Qual	Units	RL	MDL	Prepared	Analyzed
Sulfide	ND		mg/L	0.10		03/20/26	03/20/26

Type: Lab Control Sample	Lab ID: QC1352006	Batch: 398619
Matrix: Water	Method: SM 4500-S2-D	Prep Method: METHOD

QC1352006 Analyte	Result	Spiked	Units	Recovery	Qual	Limits
Sulfide	0.9000	1.000	mg/L	90%		90-110

Type: Matrix Spike	Lab ID: QC1352007	Batch: 398619
Matrix (Source ID): Water (555883-005)	Method: SM 4500-S2-D	Prep Method: METHOD

QC1352007 Analyte	Result	Source Sample Result	Spiked	Units	Recovery	Qual	Limits	DF
Sulfide	0.9000	ND	1.000	mg/L	90%		80-120	1

Type: Matrix Spike Duplicate	Lab ID: QC1352008	Batch: 398619
Matrix (Source ID): Water (555883-005)	Method: SM 4500-S2-D	Prep Method: METHOD

QC1352008 Analyte	Result	Source Sample Result	Spiked	Units	Recovery	Qual	Limits	RPD	RPD Lim	DF
Sulfide	1.000	ND	1.000	mg/L	100%		80-120	11	20	1

Type: Blank	Lab ID: QC1352227	Batch: 398671
Matrix: Water	Method: SM 5310B	Prep Method: SM 5310B

QC1352227 Analyte	Result	Qual	Units	RL	MDL	Prepared	Analyzed
Total Organic Carbon	ND		mg/L	1.0	0.49	03/22/26	03/22/26

Type: Lab Control Sample	Lab ID: QC1352228	Batch: 398671
Matrix: Water	Method: SM 5310B	Prep Method: SM 5310B

QC1352228 Analyte	Result	Spiked	Units	Recovery	Qual	Limits
Total Organic Carbon	23.54	25.00	mg/L	94%		85-115

Type: Matrix Spike	Lab ID: QC1352229	Batch: 398671
Matrix (Source ID): Water (555786-001)	Method: SM 5310B	Prep Method: SM 5310B

QC1352229 Analyte	Result	Source Sample Result	Spiked	Units	Recovery	Qual	Limits	DF
Total Organic Carbon	32.64	10.88	25.00	mg/L	87%		75-125	1

Batch QC

Type: Matrix Spike Duplicate	Lab ID: QC1352230	Batch: 398671
Matrix (Source ID): Water (555786-001)	Method: SM 5310B	Prep Method: SM 5310B

QC1352230 Analyte	Result	Source Sample Result	Spiked	Units	Recovery	Qual	Limits	RPD	RPD Lim	DF
Total Organic Carbon	36.41	10.88	25.00	mg/L	102%		75-125	11	25	1

Type: Blank	Lab ID: QC1352854	Batch: 398853
Matrix: Water	Method: SM2320B	Prep Method: METHOD

QC1352854 Analyte	Result	Qual	Units	RL	MDL	Prepared	Analyzed
Alkalinity, Bicarbonate, as CaCO3	ND		mg/L	2.0		03/25/26	03/25/26
Alkalinity, Total as CaCO3	ND		mg/L	2.0		03/25/26	03/25/26

Type: Lab Control Sample	Lab ID: QC1352855	Batch: 398853
Matrix: Water	Method: SM2320B	Prep Method: METHOD

QC1352855 Analyte	Result	Spiked	Units	Recovery	Qual	Limits
Alkalinity, Total as CaCO3	95.29	100.0	mg/L	95%		90-110

Type: Sample Duplicate	Lab ID: QC1352856	Batch: 398853
Matrix (Source ID): Water (555786-001)	Method: SM2320B	Prep Method: METHOD

QC1352856 Analyte	Result	Source Sample Result	Units	Qual	RPD	RPD Lim	DF
Alkalinity, Bicarbonate, as CaCO3	295.3	293.9	mg/L		0	20	2.5
Alkalinity, Total as CaCO3	295.3	293.9	mg/L		0	20	2.5

Type: Blank	Lab ID: QC1353232	Batch: 398974
Matrix: Water	Method: SM2540C	Prep Method: METHOD

QC1353232 Analyte	Result	Qual	Units	RL	MDL	Prepared	Analyzed
Total Dissolved Solids	ND		mg/L	20		03/25/26	03/29/26

Type: Lab Control Sample	Lab ID: QC1353233	Batch: 398974
Matrix: Water	Method: SM2540C	Prep Method: METHOD

QC1353233 Analyte	Result	Spiked	Units	Recovery	Qual	Limits
Total Dissolved Solids	992.0	1000	mg/L	99%		90-110

Type: Sample Duplicate	Lab ID: QC1353234	Batch: 398974
Matrix (Source ID): Water (555786-001)	Method: SM2540C	Prep Method: METHOD

QC1353234 Analyte	Result	Source Sample Result	Units	Qual	RPD	RPD Lim	DF
Total Dissolved Solids	986.0	1038	mg/L		5	5	2

Batch QC

Type: Sample Duplicate	Lab ID: QC1353235	Batch: 398974
Matrix (Source ID): Water (555786-002)	Method: SM2540C	Prep Method: METHOD

QC1353235 Analyte	Result	Source Sample Result	Units	Qual	RPD	RPD Lim	DF
Total Dissolved Solids	1,068	978.0	mg/L		9*	5	2

- * Value is outside QC limits
- E Response exceeds instrument's linear range
- J Estimated value
- ND Not Detected
- NM Not Meaningful

Laboratory Job Number 555786

Subcontracted Products

McCampbell Analytical, Inc.



McC Campbell Analytical, Inc.

"When Quality Counts"

Analytical Report

WorkOrder: 2603D21

Report Created for: Enthalpy Analytical

931 West Barkley Avenue
Orange, CA 92868

Project Contact: David Tripp

Project P.O.: 096843

Project: EO-555786

Project Location:

Project Received: 03/20/2026

Analytical Report reviewed & approved for release on 03/27/2026 by:

Jena Alfaro

Project Manager

McC Campbell Analytical Inc. is not accredited for all the testing in this report. The report shall not be reproduced except in full, without the written approval of the laboratory. The analytical results relate only to the items tested.





Glossary of Terms & Qualifier Definitions

Client: Enthalpy Analytical

WorkOrder: 2603D21

Project: EO-555786

Glossary Abbreviation

%D	Serial Dilution Percent Difference
95% Interval	95% Confident Interval
CCV	Continuing Calibration Verification.
CCV REC (%)	The % recovery of Continuing Calibration Verification
DF	Dilution Factor
DI WET	(DISTLC) Waste Extraction Test using DI water
DISS	Dissolved (sample filtered using a 0.45 µm filter size)
DLT	Dilution Test (Serial Dilution)
DUP	Duplicate
EDL	Estimated Detection Limit
ITEF	International Toxicity Equivalence Factor
LCS	Laboratory Control Sample
LCS2	Second LCS for the batch. Spike level is lower than that for the first LCS; applicable to method 1633.
LQL	Lowest Quantitation Level
MB	Method Blank
MB IS/SS % Rec	% Recovery of Internal Standard or Surrogate in Method Blank, if applicable
MB SS % Rec	% Recovery of Surrogate in Method Blank, if applicable
MDL	Method Detection Limit ¹
ML	Minimum Level of Quantitation
MS	Matrix Spike
MSD	Matrix Spike Duplicate
NA	Not Applicable
ND	Not detected at or above the indicated MDL (if present) or RL.
NR	Data Not Reported due to matrix interference or insufficient sample amount.
PDS	Post Digestion Spike
PF	Prep Factor
RD	Relative Difference
RL	Reporting Limit ²
RPD	Relative Percent Difference
RRT	Relative Retention Time
RSD	Relative Standard Deviation
SPK Val	Spike Value
SPKRef Val	Spike Reference Value
SPLP	Synthetic Precipitation Leachate Procedure

¹ MDL is the minimum measured concentration of a substance that can be reported with 99% confidence that the measured concentration is distinguishable from method blank results. Definition and Procedure for the Determination of the Method Detection Limit, Revision 2, 40CFR, Part 136, Appendix B, EPA 821-R-16-006, December 2016. Values are based upon our default extraction volume/amount and are subject to change.

² RL is the lowest level that can be reliably determined within specified limits of precision and accuracy during routine laboratory operating conditions. (The RL cannot be lower than the lowest calibration standard used in the initial calibration of the instrument and must be greater than the MDL.) Values are based upon our default extraction volume/amount and are subject to change.



Glossary of Terms & Qualifier Definitions

Client: Enthalpy Analytical

WorkOrder: 2603D21

Project: EO-555786

TCLP Toxicity Characteristic Leachate Procedure

TEQ Toxicity Equivalents

TNTC "Too Numerous to Count;" greater than 250 colonies observed on the plate.

TPH-Diesel Sample results for semi-volatile TPH (diesel, kerosene, oil, etc) were calculated using a background subtraction procedure to correct for instrument baseline rise (column bleed) as described in Sec 7.7.2.2 of EPA 8015 B, C.

TZA TimeZone Net Adjustment for sample collected outside of MAI's Coordinated Universal Time (UTC). (Adjustment for Daylight Saving is not accounted.)

WET (STLC) Waste Extraction Test (Soluble Threshold Limit Concentration)



Analytical Report

Client: Enthalpy Analytical
Date Received: 03/20/2026 9:20
Date Prepared: 03/26/2026
Project: EO-555786

WorkOrder: 2603D21
Extraction Method: RSK175
Analytical Method: RSK175
Unit: µg/L

Dissolved Carbon Dioxide by RSK 175

Client ID	Lab ID	Matrix	Date Collected	Instrument FileID	Batch ID
DW-29	2603D21-001A	Water	03/19/2026 11:35	GC26 0326260104.D	338454

Analytes	Result	MDL	RL	DF	Date Analyzed
Carbon Dioxide	13,000	500	500	10	03/26/2026 15:03

Analyst(s): CLO

Client ID	Lab ID	Matrix	Date Collected	Instrument FileID	Batch ID
DW-31	2603D21-002A	Water	03/19/2026 10:53	GC26 0326260105.D	338454

Analytes	Result	MDL	RL	DF	Date Analyzed
Carbon Dioxide	61,000	2500	2500	50	03/26/2026 15:35

Analyst(s): CLO

Client ID	Lab ID	Matrix	Date Collected	Instrument FileID	Batch ID
FP-01	2603D21-003A	Water	03/19/2026 09:53	GC26 0326260106.D	338454

Analytes	Result	MDL	RL	DF	Date Analyzed
Carbon Dioxide	32,000	2000	2000	40	03/26/2026 16:23

Analyst(s): CLO



Quality Control Report

Client: Enthalpy Analytical
Date Prepared: 03/26/2026
Date Analyzed: 03/26/2026
Instrument: GC26
Matrix: Water
Project: EO-555786

WorkOrder: 2603D21
BatchID: 338454
Extraction Method: RSK175
Analytical Method: RSK175
Unit: µg/L
Sample ID: MB/LCS/LCSD-338454

QC Summary Report for RSK175

Analyte	MB Result	MDL	RL			
Carbon Dioxide	ND	50	50	-	-	-

Analyte	LCS Result	LCSD Result	SPK Val	LCS %REC	LCSD %REC	LCS/LCSD Limits	RPD	RPD Limit
Carbon Dioxide	140	140	187.2	76	72	70-130	4.64	30



1534 Willow Pass Rd
Pittsburg, CA 94565-1701
(925) 252-9262

WaterTrax CLIP EDF

CHAIN-OF-CUSTODY RECORD

WorkOrder: 2603D21 **ClientCode: ENO** **QuoteID: 262776**
 EQulS Dry-Weight Email HardCopy ThirdParty J-flag
 Detection Summary Excel [A1_Standard_QC]

Report to:

David Tripp
Enthalpy Analytical
931 West Barkley Avenue
Orange, CA 92868
657-581-4710 FAX:

Email: david.tripp@enthalpy.com
cc/3rd Party: incomingreports@enthalpy.com;
PO: 096843
Project: EO-555786

Bill to:

Accounts Payable/Enthalpy SoCal
Montrose Environmental Group
PO Box 842165
Boston, MA 02284-2165
003EL_ap@montrose-env.com

Requested TAT: 5 days;

Date Received: **03/20/2026**
Date Logged: **03/20/2026**

Lab ID	ClientSampID	Matrix	Collection Date	Hold	Requested Tests (See legend below)												
					1	2	3	4	5	6	7	8	9	10	11	12	
2603D21-001	DW-29	Water	3/19/2026 11:35	<input type="checkbox"/>	A	A											
2603D21-002	DW-31	Water	3/19/2026 10:53	<input type="checkbox"/>	A	A											
2603D21-003	FP-01	Water	3/19/2026 09:53	<input type="checkbox"/>	A	A											

Test Legend:

1	PRDisposal Fee	2	RSK175_CO2_W	3		4	
5		6		7		8	
9		10		11		12	

Project Manager: Jena Alfaro

Prepared by: Teresa Gutierrez

Comments:

NOTE: Soil samples are discarded 60 days after receipt unless other arrangements are made (Water samples are 30 days).
Hazardous samples will be returned to client or disposed of at client expense.



WORK ORDER SUMMARY

Client Name: ENTHALPY ANALYTICAL

Project: EO-555786

Work Order: 2603D21

Client Contact: David Tripp

QC Level: LEVEL 2

Contact's Email: david.tripp@enthalpy.com

Comments

Date Logged: 3/20/2026

WaterTrax CLIP EDF Excel EQulS Email HardCopy ThirdParty J-flag

LabID	ClientSampID	Matrix	Test Name	Cont./ Comp.	Bottle & Preservative	U**	Head Space	Dry- Weight	Collection Date & Time	TAT	Test Due Date	Sediment Content	Hold	Sub Out
001A	DW-29	Water	RSK175 (CO2)	2	VOA, Unpres	<input type="checkbox"/>	<input type="checkbox"/>	<input type="checkbox"/>	3/19/2026 11:35	5 days	3/27/2026	Present	<input type="checkbox"/>	<input type="checkbox"/>
002A	DW-31	Water	RSK175 (CO2)	2	VOA, Unpres	<input type="checkbox"/>	<input type="checkbox"/>	<input type="checkbox"/>	3/19/2026 10:53	5 days	3/27/2026	None	<input type="checkbox"/>	<input type="checkbox"/>
003A	FP-01	Water	RSK175 (CO2)	2	VOA, Unpres	<input type="checkbox"/>	<input type="checkbox"/>	<input type="checkbox"/>	3/19/2026 9:53	5 days	3/27/2026	None	<input type="checkbox"/>	<input type="checkbox"/>

NOTES: * STLC and TCLP extractions require 2 days to complete; therefore, all TATs begin after the extraction is completed (i.e., One-day TAT yields results in 3 days from sample submission).

- ISM prep requires 5 to 10 days to complete; therefore, all TATs begin after the extraction is completed (i.e., One-day TAT yields results in 6 to 11 days from sample submission). Due date listed on WO summary will not accurately reflect the time needed for sample preparation.

- Organic extracts are held for 40 days before disposal; Inorganic extract are held for 30 days.

- MAI assumes that all material present in the provided sampling container is considered part of the sample - MAI does not exclude any material from the sample prior to sample preparation unless requested in writing by the client.

U** = An unpreserved container was received for a method that suggests a preservation in order to extend hold time for analysis.



ENTHALPY ANALYTICAL

2603D21

931 West Barkley Ave
Orange, CA 92868
(714) 771-6900

Subcontract Laboratory:

McC Campbell Analytical, Inc.
1534 Willow Pass Rd.
Pittsburg, CA 94565
ATTN: Quote ID: 262776
PO #: PO-096843

Enthalpy Order: EO-555786

PM: David Tripp
Email: david.tripp@enthalpy.com
CC: incomingreports@enthalpy.com
Phone: 657-581-4710

Results Due: Standard TAT

Report Level: II

Report To: MDL

EDDs: Standard Excel
EDD

Notes:

Sample ID	Collected	Lab ID	# Cont.	Matrix	Analysis Requested	Comment
DW-29	19-MAR-2026 11:35	555786-001	2	Water	RSK-175 CO2	
DW-31	19-MAR-2026 10:53	555786-002	2	Water	RSK-175 CO2	
FP-01	19-MAR-2026 09:53	555786-003	2	Water	RSK-175 CO2	

Notes:	Relinquished By:	Received By:
	<i>Alice T</i>	<i>GLS</i>
	Date: <i>3/19/26</i>	Date: <i>3/19/26</i>
	Date:	Date: <i>3/20/26 09:20</i>
	Date:	Date:
	Date:	Date:

3.9
IP48

als
Trak# 564214416



Sample Receipt Checklist

Client Name: Enthalpy Analytical
 Project: EO-555786

Date and Time Received: 3/20/2026 09:20

Date Logged: 3/20/2026

Received by: Teresa Gutierrez

WorkOrder №: 2603D21 Matrix: Water
 Carrier: Golden State Overnight

Logged by: Teresa Gutierrez

Chain of Custody (COC) Information

- | | | | |
|---|---|-----------------------------|-----------------------------|
| Chain of custody present? | Yes <input checked="" type="checkbox"/> | No <input type="checkbox"/> | |
| Chain of custody signed when relinquished and received? | Yes <input checked="" type="checkbox"/> | No <input type="checkbox"/> | |
| Chain of custody agrees with sample labels? | Yes <input checked="" type="checkbox"/> | No <input type="checkbox"/> | |
| Sample IDs noted by Client on COC? | Yes <input checked="" type="checkbox"/> | No <input type="checkbox"/> | |
| Date and Time of collection noted by Client on COC? | Yes <input checked="" type="checkbox"/> | No <input type="checkbox"/> | |
| Sampler's name noted on COC? | Yes <input checked="" type="checkbox"/> | No <input type="checkbox"/> | |
| COC agrees with Quote? | Yes <input checked="" type="checkbox"/> | No <input type="checkbox"/> | NA <input type="checkbox"/> |
| COC quote is active? | Yes <input checked="" type="checkbox"/> | No <input type="checkbox"/> | NA <input type="checkbox"/> |

Sample Receipt Information

- | | | | |
|--|---|-----------------------------|--|
| Custody seals intact on shipping container/cooler? | Yes <input checked="" type="checkbox"/> | No <input type="checkbox"/> | NA <input type="checkbox"/> |
| Custody seals intact on sample bottles? | Yes <input type="checkbox"/> | No <input type="checkbox"/> | NA <input checked="" type="checkbox"/> |
| Shipping container/cooler in good condition? | Yes <input checked="" type="checkbox"/> | No <input type="checkbox"/> | |
| Samples in proper containers/bottles? | Yes <input checked="" type="checkbox"/> | No <input type="checkbox"/> | |
| Sample containers intact? | Yes <input checked="" type="checkbox"/> | No <input type="checkbox"/> | |
| Sufficient sample volume for indicated test? | Yes <input checked="" type="checkbox"/> | No <input type="checkbox"/> | |

Sample Preservation and Hold Time (HT) Information

- | | | | |
|---|---|-----------------------------|-----------------------------|
| All samples received within holding time? | Yes <input checked="" type="checkbox"/> | No <input type="checkbox"/> | NA <input type="checkbox"/> |
| Samples Received on Ice? | Yes <input checked="" type="checkbox"/> | No <input type="checkbox"/> | |

(Ice Type: WET ICE)

- | | | | |
|--|---|-----------------------------|--|
| Sample/Temp Blank temperature | | Temp: 3.9°C | NA <input type="checkbox"/> |
| ZHS conditional analyses: VOA meets zero headspace requirement (VOCs, TPHg/BTEX, RSK)? | Yes <input checked="" type="checkbox"/> | No <input type="checkbox"/> | NA <input type="checkbox"/> |
| Sample labels checked for correct preservation? | Yes <input checked="" type="checkbox"/> | No <input type="checkbox"/> | |
| pH acceptable upon receipt (Metal: <2)? | Yes <input type="checkbox"/> | No <input type="checkbox"/> | NA <input checked="" type="checkbox"/> |

UCMR Samples:

- | | | | |
|--|------------------------------|-----------------------------|--|
| pH tested and acceptable upon receipt (200.7: ≤2; 533: 6 - 8; 537.1: 6 - 8)? | Yes <input type="checkbox"/> | No <input type="checkbox"/> | NA <input checked="" type="checkbox"/> |
| Free Chlorine tested and acceptable upon receipt (<0.1mg/L) [not applicable to 200.7]? | Yes <input type="checkbox"/> | No <input type="checkbox"/> | NA <input checked="" type="checkbox"/> |

Comments:

Attachment B

Prediction Limit Plots

Prediction Limit

Chiquita Canyon LF Client: Chiquita Canyon LF Data: Stat file inorg MP2019 Printed 3/13/2026, 5:29 PM

<u>Constituent</u>	<u>Well</u>	<u>Upper Lim.</u>	<u>Lower Lim.</u>	<u>Date</u>	<u>Observ.</u>	<u>Sig.</u>	<u>Bg N</u>	<u>%NDs</u>	<u>Transform</u>	<u>Alpha</u>	<u>Method</u>
Alkalinity, Total as CaCO3 (mg/L)	DW-15	232.1	172.3	1/19/2026	190	No	18	0	No	0.005	Param Intra
Alkalinity, Total as CaCO3 (mg/L)	DW-16	363.1	133.1	1/20/2026	330	No	27	0	No	0.005	Param Intra
Alkalinity, Total as CaCO3 (mg/L)	DW-17	184	110.7	1/19/2026	140	No	19	0	No	0.005	Param Intra
Alkalinity, Total as CaCO3 (mg/L)	DW-29	323.6	189.7	1/20/2026	320	No	18	0	No	0.005	Param Intra
Alkalinity, Total as CaCO3 (mg/L)	DW-9	246.1	98.93	1/19/2026	160	No	8	0	No	0.005	Param Intra
Ammonia-N (mg/L)	DW-15	0.1767	n/a	1/19/2026	0.17	No	18	0	No	0.01	Param Intra
Ammonia-N (mg/L)	DW-16	0.094	n/a	1/20/2026	0.068ND	No	26	92.31	n/a	0.03704	NP Intra (NDs)
Ammonia-N (mg/L)	DW-17	0.041	n/a	1/19/2026	0.068ND	No	18	100	n/a	0.05263	NP Intra (NDs)
Ammonia-N (mg/L)	DW-29	0.073	n/a	1/20/2026	0.068ND	No	18	94.44	n/a	0.05263	NP Intra (NDs)
Ammonia-N (mg/L)	DW-9	0.097	n/a	1/19/2026	0.068ND	No	8	75	n/a	0.1111	NP Intra (NDs)
Ammonia-N (mg/L)	DW-30	0.041	n/a	1/19/2026	0.068ND	No	4	100	n/a	0.2	NP Intra (NDs)
Ammonia-N (mg/L)	DW-31	0.047	n/a	1/20/2026	0.068ND	No	4	75	n/a	0.2	NP Intra (NDs)
Chemical Oxygen Demand (mg/L)	DW-15	6	n/a	1/19/2026	2ND	No	17	88.24	n/a	0.05556	NP Intra (NDs)
Chemical Oxygen Demand (mg/L)	DW-16	3	n/a	1/20/2026	3J	No	26	84.62	n/a	0.03704	NP Intra (NDs)
Chemical Oxygen Demand (mg/L)	DW-17	6	n/a	1/19/2026	2ND	No	18	72.22	n/a	0.05263	NP Intra (NDs)
Chemical Oxygen Demand (mg/L)	DW-29	34.88	n/a	1/20/2026	16	No	17	17.65	No	0.01	Param Intra
Chemical Oxygen Demand (mg/L)	DW-9	9	n/a	1/19/2026	7	No	8	62.5	n/a	0.1111	NP Intra (NDs)
Chemical Oxygen Demand (mg/L)	DW-30	19.81	n/a	1/19/2026	2ND	No	4	50	No	0.01	Param Intra
Chemical Oxygen Demand (mg/L)	DW-31	120.4	n/a	1/20/2026	23	No	4	0	No	0.01	Param Intra
Chloride (mg/l)	DW-15	82.28	n/a	1/19/2026	74	No	17	0	No	0.01	Param Intra
Chloride (mg/l)	DW-16	118.9	n/a	1/20/2026	100	No	26	0	No	0.01	Param Intra
Chloride (mg/l)	DW-17	165.8	n/a	1/19/2026	150	No	17	0	No	0.01	Param Intra
Chloride (mg/l)	DW-29	112.3	n/a	1/20/2026	98	No	17	0	No	0.01	Param Intra
Chloride (mg/l)	DW-9	103.3	n/a	1/19/2026	78	No	8	0	No	0.01	Param Intra
Chloride (mg/l)	DW-30	74.59	n/a	1/19/2026	58	No	4	0	No	0.01	Param Intra
Chloride (mg/l)	DW-31	167.9	n/a	1/20/2026	84	No	4	0	No	0.01	Param Intra
Nitrate as N (mg/L)	DW-15	0.18	n/a	1/19/2026	0.05ND	No	17	88.24	n/a	0.05556	NP Intra (NDs)
Nitrate as N (mg/L)	DW-16	2.658	n/a	1/20/2026	2.1	No	26	0	No	0.01	Param Intra
Nitrate as N (mg/L)	DW-17	1.506	n/a	1/19/2026	0.77	No	19	0	No	0.01	Param Intra
Nitrate as N (mg/L)	DW-29	4.116	n/a	1/20/2026	2.1	No	17	0	No	0.01	Param Intra
Nitrate as N (mg/L)	DW-9	2.696	n/a	1/19/2026	2.2	No	8	0	No	0.01	Param Intra
Nitrate as N (mg/L)	DW-30	2.177	n/a	1/19/2026	0.25	No	4	0	No	0.01	Param Intra
Nitrate as N (mg/L)	DW-31	0.9592	n/a	1/20/2026	0.65	No	4	25	No	0.01	Param Intra
Potassium (mg/L)	DW-15	5.162	n/a	1/19/2026	2.9	No	18	0	No	0.01	Param Intra
Potassium (mg/L)	DW-16	1.906	n/a	1/20/2026	1.2	No	26	0	No	0.01	Param Intra
Potassium (mg/L)	DW-17	1.502	n/a	1/19/2026	0.65	No	18	0	No	0.01	Param Intra
Potassium (mg/L)	DW-29	2.873	n/a	1/20/2026	1.5	No	18	0	No	0.01	Param Intra
Potassium (mg/L)	DW-9	2.477	n/a	1/19/2026	1.5	No	8	0	No	0.01	Param Intra
Potassium (mg/L)	DW-30	2.844	n/a	1/19/2026	1.59	No	4	0	No	0.01	Param Intra Deseas
Potassium (mg/L)	DW-31	3.51	n/a	1/20/2026	1.5	No	4	0	No	0.01	Param Intra
Sodium (mg/L)	DW-15	504	n/a	1/19/2026	400	No	17	0	No	0.01	Param Intra
Sodium (mg/L)	DW-16	290.9	n/a	1/20/2026	250	No	26	0	No	0.01	Param Intra
Sodium (mg/L)	DW-17	269.7	n/a	1/19/2026	210	No	19	0	No	0.01	Param Intra
Sodium (mg/L)	DW-29	305	n/a	1/20/2026	230	No	17	0	No	0.01	Param Intra
Sodium (mg/L)	DW-9	559.9	n/a	1/19/2026	370	No	8	0	No	0.01	Param Intra
Sodium (mg/L)	DW-30	241.4	n/a	1/19/2026	190	No	4	0	No	0.01	Param Intra
Sodium (mg/L)	DW-31	191.5	n/a	1/20/2026	120	No	4	0	No	0.01	Param Intra
Sulfate (mg/L)	DW-15	1732	n/a	1/19/2026	1500	No	17	0	No	0.01	Param Intra
Sulfate (mg/L)	DW-16	219.2	n/a	1/20/2026	230	Yes	26	0	No	0.01	Param Intra
Sulfate (mg/L)	DW-17	207.6	n/a	1/19/2026	180	No	17	0	No	0.01	Param Intra

Prediction Limit

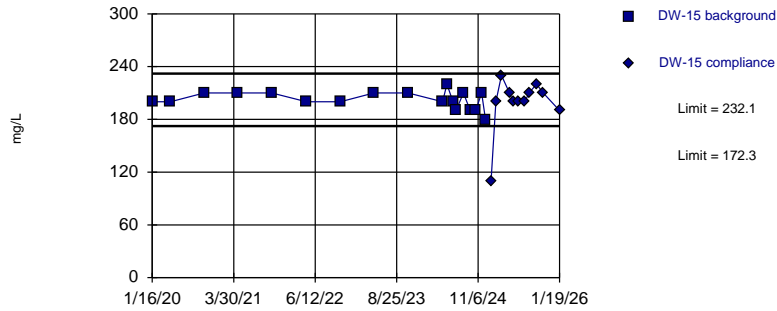
Chiquita Canyon LF Client: Chiquita Canyon LF Data: Stat file inorg MP2019 Printed 3/13/2026, 5:30 PM

<u>Constituent</u>	<u>Well</u>	<u>Upper Lim.</u>	<u>Lower Lim.</u>	<u>Date</u>	<u>Observ.</u>	<u>Sig.</u>	<u>Bg N</u>	<u>%NDs</u>	<u>Transform</u>	<u>Alpha</u>	<u>Method</u>
Sulfate (mg/L)	DW-29	459.4	n/a	1/20/2026	414	No	17	0	No	0.01	Param Intra Deseas
Sulfate (mg/L)	DW-9	750	n/a	1/19/2026	690	No	8	0	No	0.01	Param Intra
Sulfate (mg/L)	DW-30	421	n/a	1/19/2026	300	No	4	0	No	0.01	Param Intra
Sulfate (mg/L)	DW-31	623.6	n/a	1/20/2026	400	No	4	0	No	0.01	Param Intra
Total Dissolved Solids (mg/L)	DW-15	2540	n/a	1/19/2026	2400	No	17	0	No	0.01	Param Intra
Total Dissolved Solids (mg/L)	DW-16	864.9	n/a	1/20/2026	790	No	26	0	No	0.01	Param Intra
Total Dissolved Solids (mg/L)	DW-17	718.6	n/a	1/19/2026	680	No	17	0	No	0.01	Param Intra
Total Dissolved Solids (mg/L)	DW-29	1107	n/a	1/20/2026	1000	No	17	0	No	0.01	Param Intra
Total Dissolved Solids (mg/L)	DW-9	1502	n/a	1/19/2026	1300	No	8	0	No	0.01	Param Intra
Total Dissolved Solids (mg/L)	DW-30	1017	n/a	1/19/2026	770	No	4	0	No	0.01	Param Intra
Total Dissolved Solids (mg/L)	DW-31	1779	n/a	1/20/2026	1000	No	4	0	No	0.01	Param Intra
Total Organic Carbon (mg/L)	DW-15	6.139	n/a	1/19/2026	1.9	No	18	0	No	0.01	Param Intra
Total Organic Carbon (mg/L)	DW-16	4.783	n/a	1/20/2026	1.8	No	26	0	No	0.01	Param Intra
Total Organic Carbon (mg/L)	DW-17	5.405	n/a	1/19/2026	0.9J	No	19	0	No	0.01	Param Intra
Total Organic Carbon (mg/L)	DW-29	13.52	n/a	1/20/2026	7.6	No	18	0	No	0.01	Param Intra
Total Organic Carbon (mg/L)	DW-9	7.824	n/a	1/19/2026	1.9	No	8	0	No	0.01	Param Intra

Within Limits

Prediction Limit

Intrawell Parametric



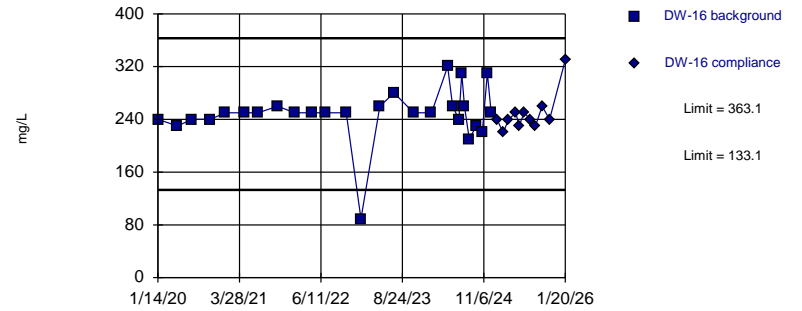
Background Data Summary: Mean=202.2, Std. Dev.=10.03, n=18. Seasonality was not detected with 95% confidence. Normality test was disabled. Report alpha = 0.01. Most recent point compared to limit.

Constituent: Alkalinity, Total as CaCO3 Analysis Run 3/13/2026 5:27 PM View: Stats - EMP
Chiquita Canyon LF Client: Chiquita Canyon LF Data: Stat file inorg MP2019

Within Limits

Prediction Limit

Intrawell Parametric



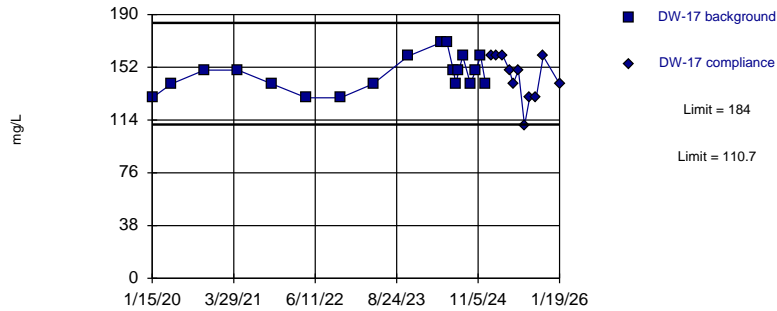
Background Data Summary: Mean=248.1, Std. Dev.=40.63, n=27. Seasonality was not detected with 95% confidence. Normality test was disabled. Report alpha = 0.01. Most recent point compared to limit.

Constituent: Alkalinity, Total as CaCO3 Analysis Run 3/13/2026 5:27 PM View: Stats - EMP
Chiquita Canyon LF Client: Chiquita Canyon LF Data: Stat file inorg MP2019

Within Limits

Prediction Limit

Intrawell Parametric



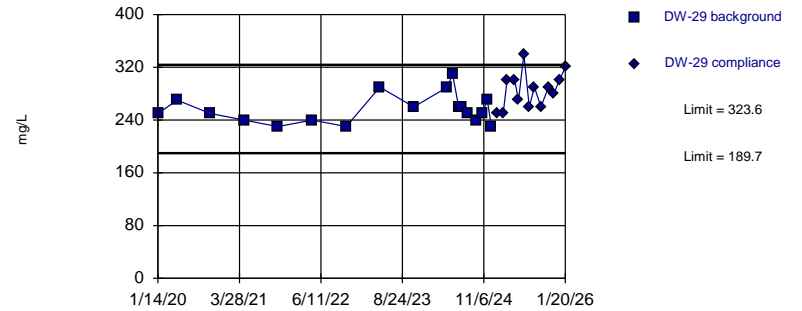
Background Data Summary: Mean=147.4, Std. Dev.=12.4, n=19. Seasonality was not detected with 95% confidence. Normality test was disabled. Report alpha = 0.01. Most recent point compared to limit.

Constituent: Alkalinity, Total as CaCO3 Analysis Run 3/13/2026 5:27 PM View: Stats - EMP
Chiquita Canyon LF Client: Chiquita Canyon LF Data: Stat file inorg MP2019

Within Limits

Prediction Limit

Intrawell Parametric



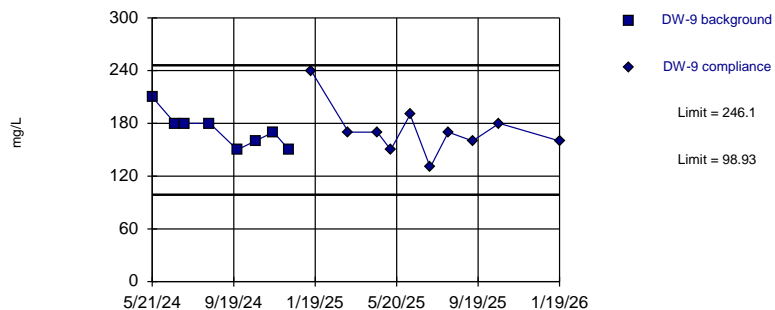
Background Data Summary: Mean=256.7, Std. Dev.=22.49, n=18. Seasonality was not detected with 95% confidence. Normality test was disabled. Report alpha = 0.01. Most recent point compared to limit.

Constituent: Alkalinity, Total as CaCO3 Analysis Run 3/13/2026 5:27 PM View: Stats - EMP
Chiquita Canyon LF Client: Chiquita Canyon LF Data: Stat file inorg MP2019

Within Limits

Prediction Limit

Intrawell Parametric



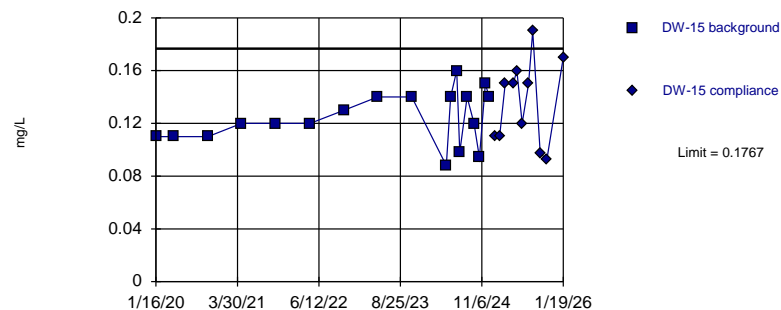
Background Data Summary: Mean=172.5, Std. Dev.=19.82, n=8. Insufficient data to test for seasonality: data were not deseasonalized. Normality test was disabled. Report alpha = 0.01. Most recent point compared to limit.

Constituent: Alkalinity, Total as CaCO3 Analysis Run 3/13/2026 5:27 PM View: Stats - EMP
 Chiquita Canyon LF Client: Chiquita Canyon LF Data: Stat file inorg MP2019

Within Limit

Prediction Limit

Intrawell Parametric



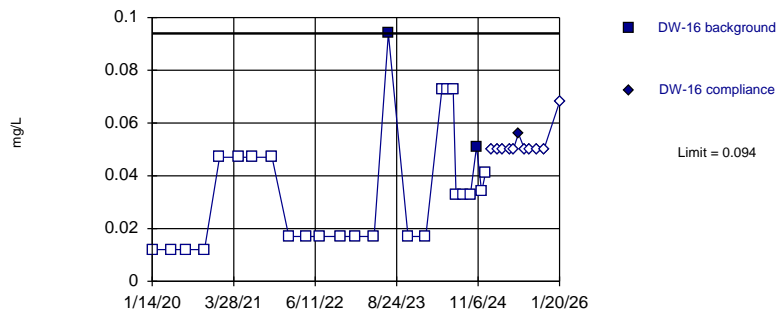
Background Data Summary: Mean=0.1239, Std. Dev.=0.02002, n=18. Seasonality was not detected with 95% confidence. Normality test was disabled. Report alpha = 0.01. Most recent point compared to limit.

Constituent: Ammonia-N Analysis Run 3/13/2026 5:27 PM View: Stats - EMP
 Chiquita Canyon LF Client: Chiquita Canyon LF Data: Stat file inorg MP2019

Within Limit

Prediction Limit

Intrawell Non-parametric



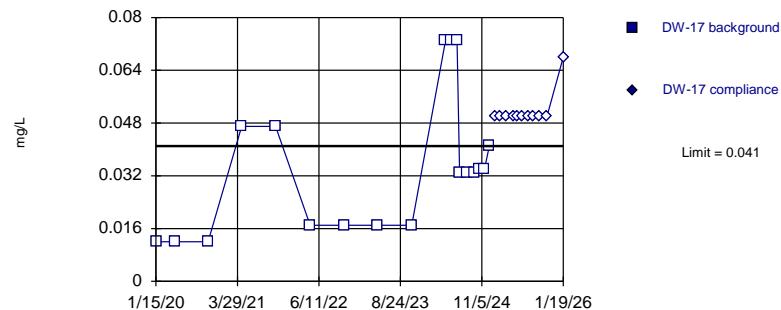
Non-parametric test used in lieu of parametric prediction limit because censored data exceeded 50%. Limit is highest of 26 background values. 92.31% NDs. Report alpha = 0.03704. Most recent point compared to limit. Seasonality was not detected with 95% confidence.

Constituent: Ammonia-N Analysis Run 3/13/2026 5:27 PM View: Stats - EMP
 Chiquita Canyon LF Client: Chiquita Canyon LF Data: Stat file inorg MP2019

Within Limit

Prediction Limit

Intrawell Non-parametric



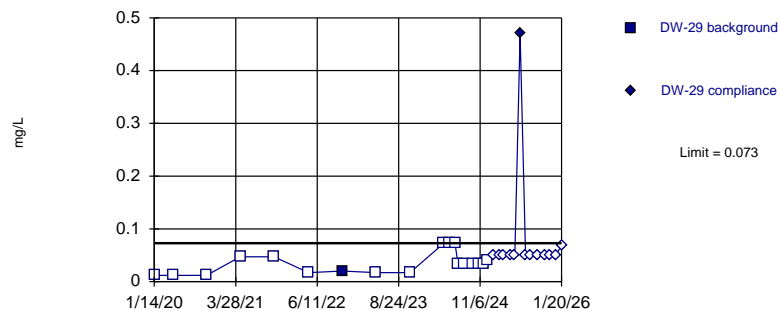
Non-parametric test used in lieu of parametric prediction limit because censored data exceeded 50%. All background values (n = 18) were censored; limit is most recent reporting limit. Report alpha = 0.05263. Most recent point compared to limit. Seasonality was not detected with 95% confidence.

Constituent: Ammonia-N Analysis Run 3/13/2026 5:27 PM View: Stats - EMP
 Chiquita Canyon LF Client: Chiquita Canyon LF Data: Stat file inorg MP2019

Within Limit

Prediction Limit

Intrawell Non-parametric



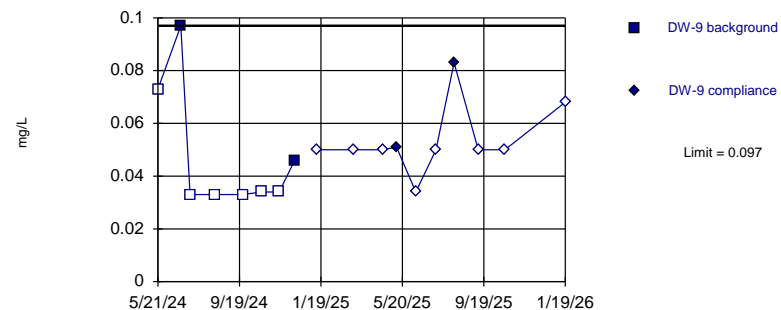
Non-parametric test used in lieu of parametric prediction limit because censored data exceeded 50%. Limit is highest of 18 background values. 94.44% NDs. Report alpha = 0.05263. Most recent point compared to limit. Seasonality was not detected with 95% confidence.

Constituent: Ammonia-N Analysis Run 3/13/2026 5:27 PM View: Stats - EMP
Chiquita Canyon LF Client: Chiquita Canyon LF Data: Stat file inorg MP2019

Within Limit

Prediction Limit

Intrawell Non-parametric



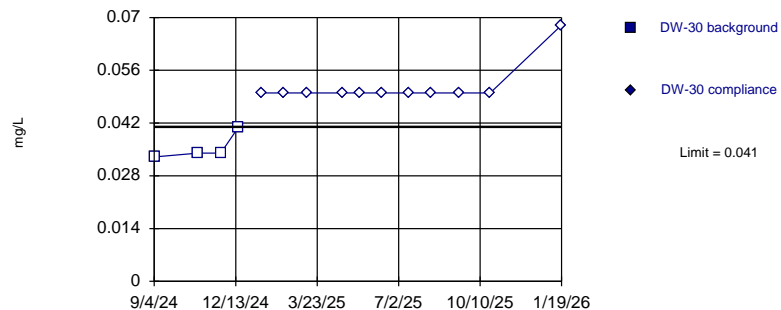
Non-parametric test used in lieu of parametric prediction limit because censored data exceeded 50%. Limit is highest of 8 background values. 75% NDs. Report alpha = 0.1111. Most recent point compared to limit. Insufficient data to test for seasonality: data were not deseasonalized.

Constituent: Ammonia-N Analysis Run 3/13/2026 5:27 PM View: Stats - EMP
Chiquita Canyon LF Client: Chiquita Canyon LF Data: Stat file inorg MP2019

Within Limit

Prediction Limit

Intrawell Non-parametric



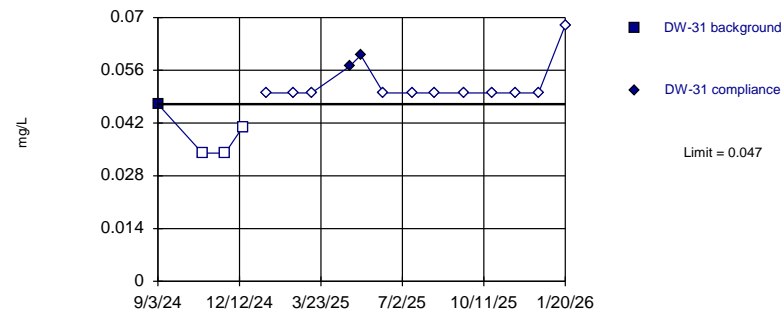
Non-parametric test used in lieu of parametric prediction limit because censored data exceeded 50%. All background values (n = 4) were censored; limit is most recent reporting limit. Report alpha = 0.2. Most recent point compared to limit. Seasonality was not detected with 95% confidence.

Constituent: Ammonia-N Analysis Run 3/13/2026 5:27 PM View: Stats - EMP
Chiquita Canyon LF Client: Chiquita Canyon LF Data: Stat file inorg MP2019

Within Limit

Prediction Limit

Intrawell Non-parametric

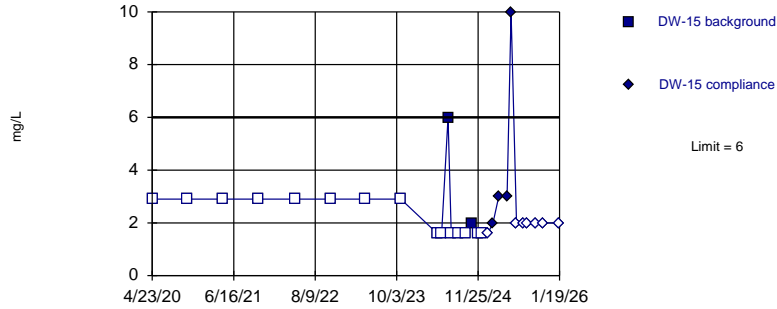


Non-parametric test used in lieu of parametric prediction limit because censored data exceeded 50%. Limit is highest of 4 background values. 75% NDs. Report alpha = 0.2. Most recent point compared to limit. Seasonality was not detected with 95% confidence.

Constituent: Ammonia-N Analysis Run 3/13/2026 5:27 PM View: Stats - EMP
Chiquita Canyon LF Client: Chiquita Canyon LF Data: Stat file inorg MP2019

Within Limit

Prediction Limit
Intrawell Non-parametric

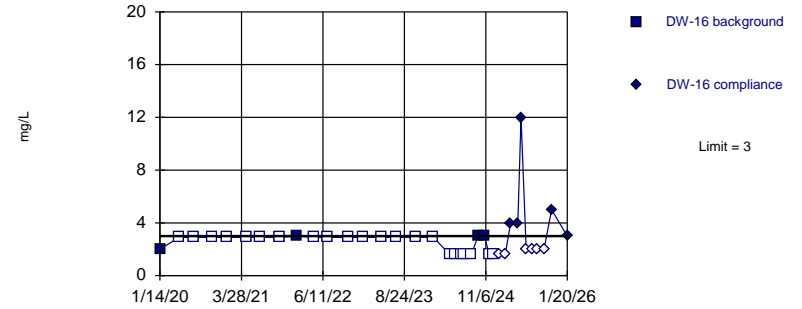


Non-parametric test used in lieu of parametric prediction limit because censored data exceeded 50%. Limit is highest of 17 background values. 88.24% NDs. Report alpha = 0.05556. Most recent point compared to limit. Seasonality was not detected with 95% confidence.

Constituent: Chemical Oxygen Demand Analysis Run 3/13/2026 5:27 PM View: Stats - EMP
Chiquita Canyon LF Client: Chiquita Canyon LF Data: Stat file inorg MP2019

Within Limit

Prediction Limit
Intrawell Non-parametric

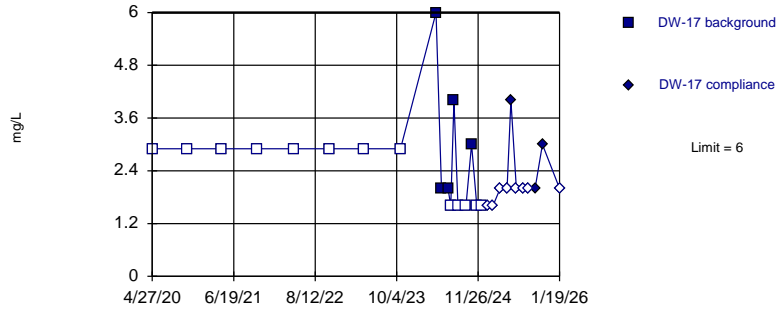


Non-parametric test used in lieu of parametric prediction limit because censored data exceeded 50%. Limit is highest of 26 background values. 84.62% NDs. Report alpha = 0.03704. Most recent point compared to limit. Seasonality was not detected with 95% confidence.

Constituent: Chemical Oxygen Demand Analysis Run 3/13/2026 5:27 PM View: Stats - EMP
Chiquita Canyon LF Client: Chiquita Canyon LF Data: Stat file inorg MP2019

Within Limit

Prediction Limit
Intrawell Non-parametric

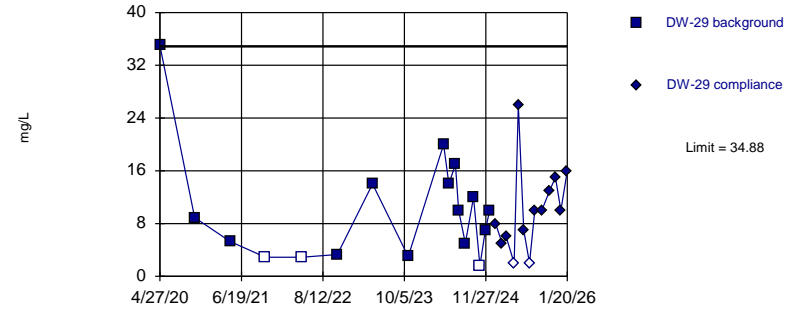


Non-parametric test used in lieu of parametric prediction limit because censored data exceeded 50%. Limit is highest of 18 background values. 72.22% NDs. Report alpha = 0.05263. Most recent point compared to limit. Seasonality was not detected with 95% confidence.

Constituent: Chemical Oxygen Demand Analysis Run 3/13/2026 5:27 PM View: Stats - EMP
Chiquita Canyon LF Client: Chiquita Canyon LF Data: Stat file inorg MP2019

Within Limit

Prediction Limit
Intrawell Parametric

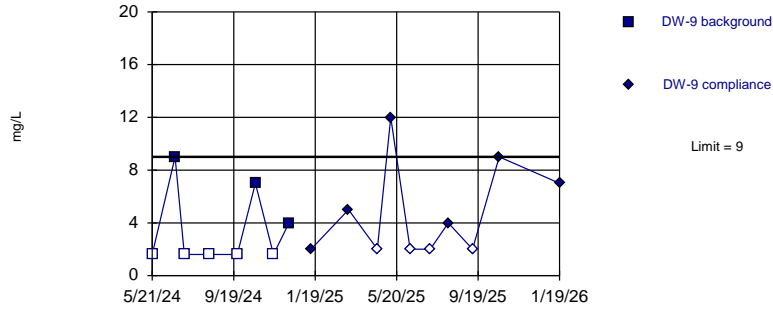


Background Data Summary (after Cohen's Adjustment): Mean=9.152, Std. Dev.=9.677, n=17, 17.65% NDs. Seasonality was not detected with 95% confidence. Normality test was disabled. Report alpha = 0.01. Most recent point compared to limit.

Constituent: Chemical Oxygen Demand Analysis Run 3/13/2026 5:27 PM View: Stats - EMP
Chiquita Canyon LF Client: Chiquita Canyon LF Data: Stat file inorg MP2019

Within Limit

Prediction Limit
Intrawell Non-parametric

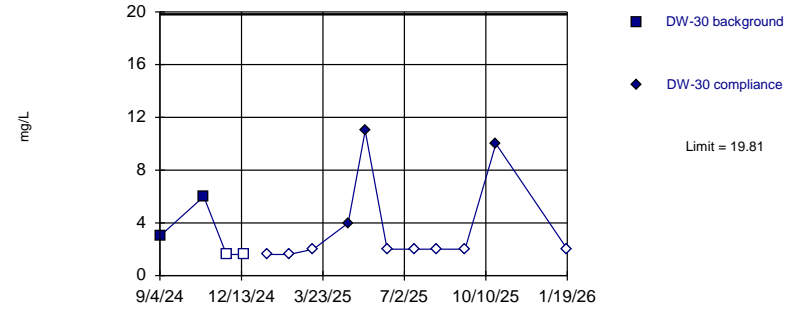


Non-parametric test used in lieu of parametric prediction limit because censored data exceeded 50%. Limit is highest of 8 background values. 62.5% NDs. Report alpha = 0.1111. Most recent point compared to limit. Insufficient data to test for seasonality: data were not deseasonalized.

Constituent: Chemical Oxygen Demand Analysis Run 3/13/2026 5:27 PM View: Stats - EMP
Chiquita Canyon LF Client: Chiquita Canyon LF Data: Stat file inorg MP2019

Within Limit

Prediction Limit
Intrawell Parametric

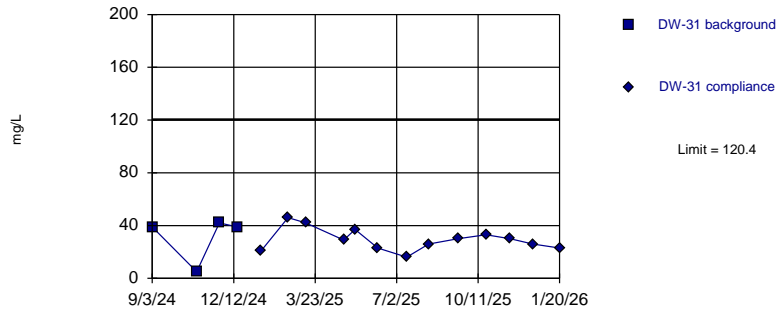


Background Data Summary (after Cohen's Adjustment): Mean=1.625, Std. Dev.=3.583, n=4, 50% NDs. Seasonality was not detected with 95% confidence. Normality test was disabled. Report alpha = 0.01. Most recent point compared to limit.

Constituent: Chemical Oxygen Demand Analysis Run 3/13/2026 5:27 PM View: Stats - EMP
Chiquita Canyon LF Client: Chiquita Canyon LF Data: Stat file inorg MP2019

Within Limit

Prediction Limit
Intrawell Parametric

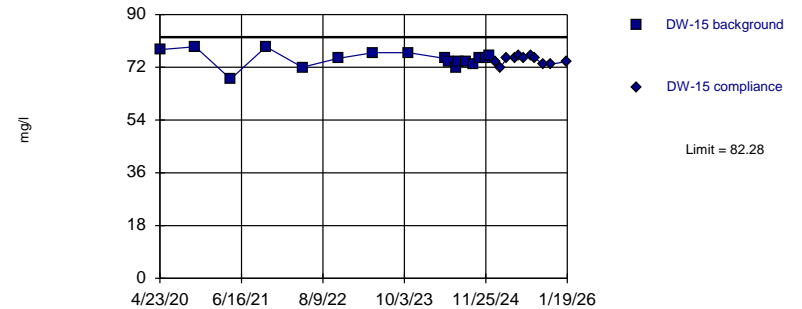


Background Data Summary: Mean=31.25, Std. Dev.=17.56, n=4. Seasonality was not detected with 95% confidence. Normality test was disabled. Report alpha = 0.01. Most recent point compared to limit.

Constituent: Chemical Oxygen Demand Analysis Run 3/13/2026 5:27 PM View: Stats - EMP
Chiquita Canyon LF Client: Chiquita Canyon LF Data: Stat file inorg MP2019

Within Limit

Prediction Limit
Intrawell Parametric



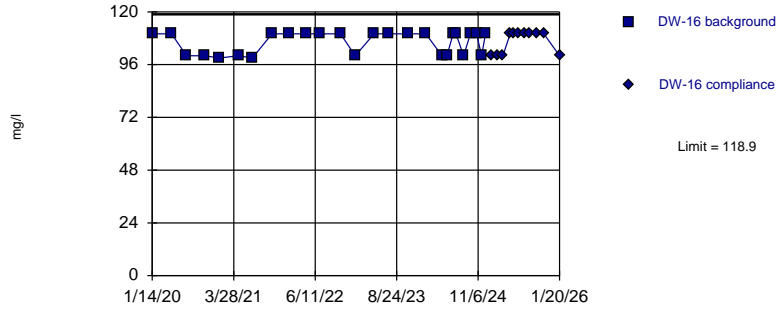
Background Data Summary: Mean=74.88, Std. Dev.=2.781, n=17. Seasonality was not detected with 95% confidence. Normality test was disabled. Report alpha = 0.01. Most recent point compared to limit.

Constituent: Chloride Analysis Run 3/13/2026 5:28 PM View: Stats - EMP
Chiquita Canyon LF Client: Chiquita Canyon LF Data: Stat file inorg MP2019

Within Limit

Prediction Limit

Intrawell Parametric



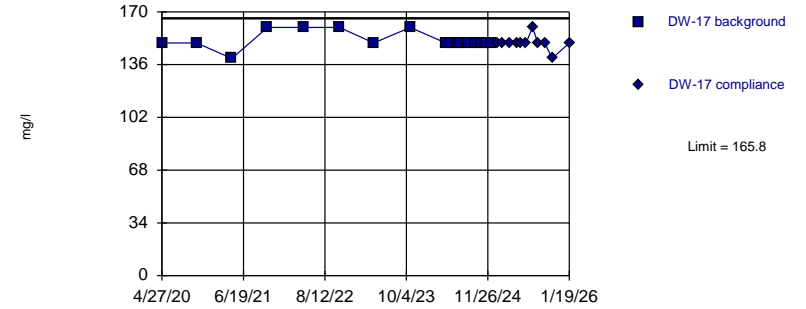
Background Data Summary: Mean=106.1, Std. Dev.=5.067, n=26. Seasonality was not detected with 95% confidence. Normality test was disabled. Report alpha = 0.01. Most recent point compared to limit.

Constituent: Chloride Analysis Run 3/13/2026 5:28 PM View: Stats - EMP
Chiquita Canyon LF Client: Chiquita Canyon LF Data: Stat file inorg MP2019

Within Limit

Prediction Limit

Intrawell Parametric



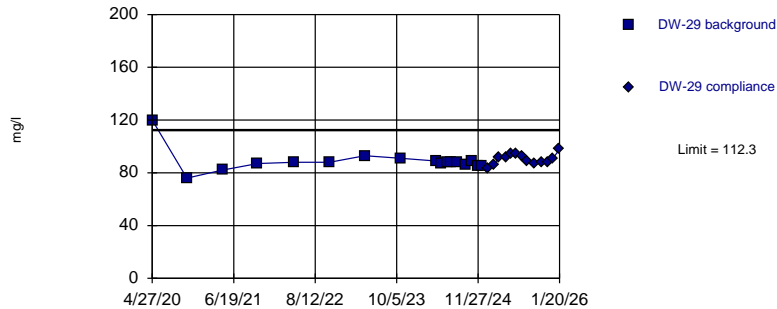
Background Data Summary: Mean=151.8, Std. Dev.=5.286, n=17. Seasonality was not detected with 95% confidence. Normality test was disabled. Report alpha = 0.01. Most recent point compared to limit.

Constituent: Chloride Analysis Run 3/13/2026 5:28 PM View: Stats - EMP
Chiquita Canyon LF Client: Chiquita Canyon LF Data: Stat file inorg MP2019

Within Limit

Prediction Limit

Intrawell Parametric



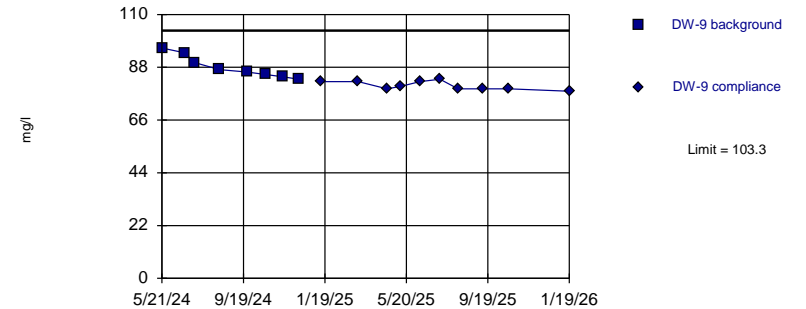
Background Data Summary: Mean=88.82, Std. Dev.=8.848, n=17. Seasonality was not detected with 95% confidence. Normality test was disabled. Report alpha = 0.01. Most recent point compared to limit.

Constituent: Chloride Analysis Run 3/13/2026 5:28 PM View: Stats - EMP
Chiquita Canyon LF Client: Chiquita Canyon LF Data: Stat file inorg MP2019

Within Limit

Prediction Limit

Intrawell Parametric

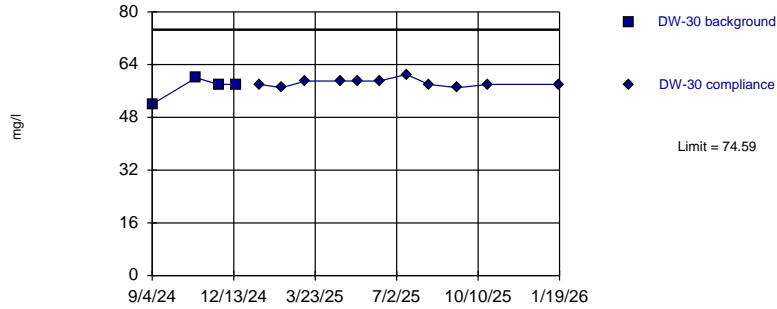


Background Data Summary: Mean=88.13, Std. Dev.=4.764, n=8. Insufficient data to test for seasonality: data were not deseasonalized. Normality test was disabled. Report alpha = 0.01. Most recent point compared to limit.

Constituent: Chloride Analysis Run 3/13/2026 5:28 PM View: Stats - EMP
Chiquita Canyon LF Client: Chiquita Canyon LF Data: Stat file inorg MP2019

Within Limit

Prediction Limit Intrawell Parametric

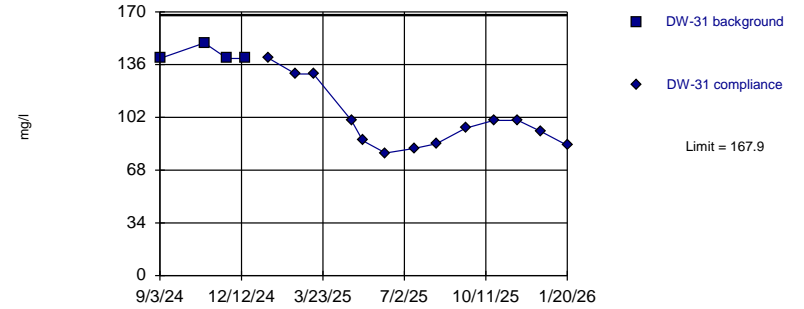


Background Data Summary: Mean=57, Std. Dev.=3.464, n=4. Seasonality was not detected with 95% confidence. Normality test was disabled. Report alpha = 0.01. Most recent point compared to limit.

Constituent: Chloride Analysis Run 3/13/2026 5:28 PM View: Stats - EMP
Chiquita Canyon LF Client: Chiquita Canyon LF Data: Stat file inorg MP2019

Within Limit

Prediction Limit Intrawell Parametric

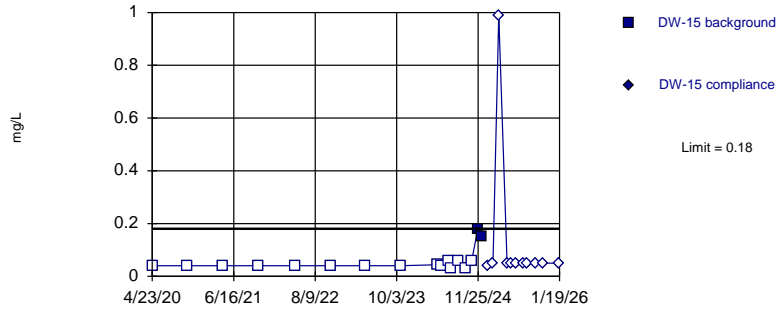


Background Data Summary: Mean=142.5, Std. Dev.=5, n=4. Seasonality was not detected with 95% confidence. Normality test was disabled. Report alpha = 0.01. Most recent point compared to limit.

Constituent: Chloride Analysis Run 3/13/2026 5:28 PM View: Stats - EMP
Chiquita Canyon LF Client: Chiquita Canyon LF Data: Stat file inorg MP2019

Within Limit

Prediction Limit Intrawell Non-parametric

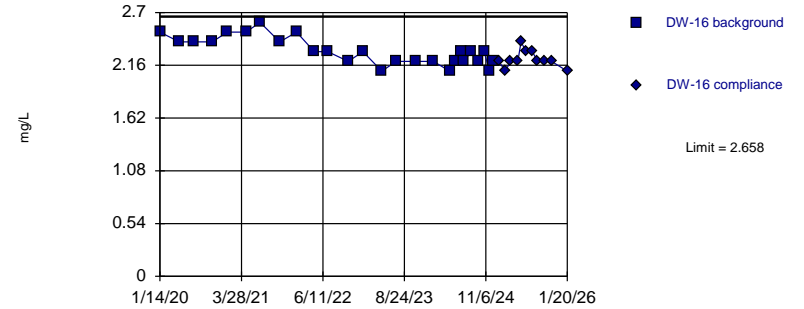


Non-parametric test used in lieu of parametric prediction limit because censored data exceeded 50%. Limit is highest of 17 background values. 88.24% NDs. Report alpha = 0.05556. Most recent point compared to limit. Seasonality was not detected with 95% confidence.

Constituent: Nitrate as N Analysis Run 3/13/2026 5:28 PM View: Stats - EMP
Chiquita Canyon LF Client: Chiquita Canyon LF Data: Stat file inorg MP2019

Within Limit

Prediction Limit Intrawell Parametric

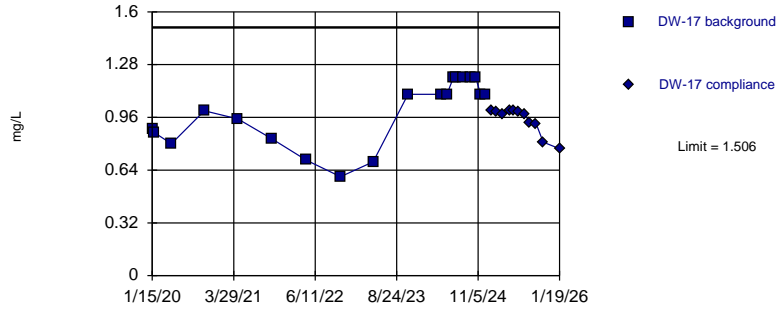


Background Data Summary: Mean=2.304, Std. Dev.=0.1399, n=26. Seasonality was not detected with 95% confidence. Normality test was disabled. Report alpha = 0.01. Most recent point compared to limit.

Constituent: Nitrate as N Analysis Run 3/13/2026 5:28 PM View: Stats - EMP
Chiquita Canyon LF Client: Chiquita Canyon LF Data: Stat file inorg MP2019

Within Limit

Prediction Limit Intrawell Parametric

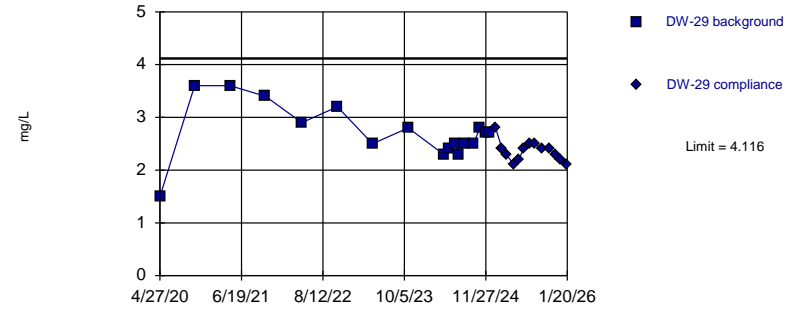


Background Data Summary: Mean=0.9911, Std. Dev.=0.1965, n=19. Seasonality was not detected with 95% confidence. Normality test was disabled. Report alpha = 0.01. Most recent point compared to limit.

Constituent: Nitrate as N Analysis Run 3/13/2026 5:28 PM View: Stats - EMP
Chiquita Canyon LF Client: Chiquita Canyon LF Data: Stat file inorg MP2019

Within Limit

Prediction Limit Intrawell Parametric

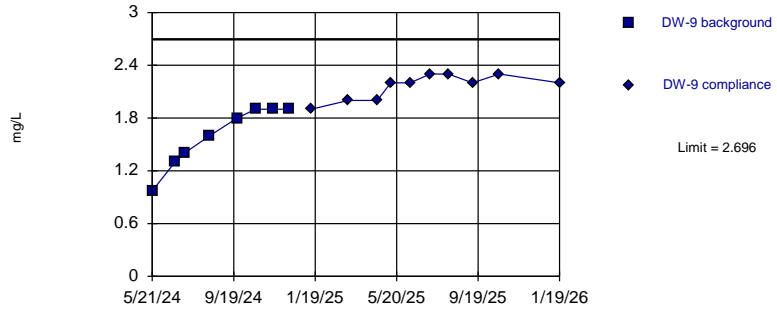


Background Data Summary: Mean=2.718, Std. Dev.=0.5259, n=17. Seasonality was not detected with 95% confidence. Normality test was disabled. Report alpha = 0.01. Most recent point compared to limit.

Constituent: Nitrate as N Analysis Run 3/13/2026 5:28 PM View: Stats - EMP
Chiquita Canyon LF Client: Chiquita Canyon LF Data: Stat file inorg MP2019

Within Limit

Prediction Limit Intrawell Parametric

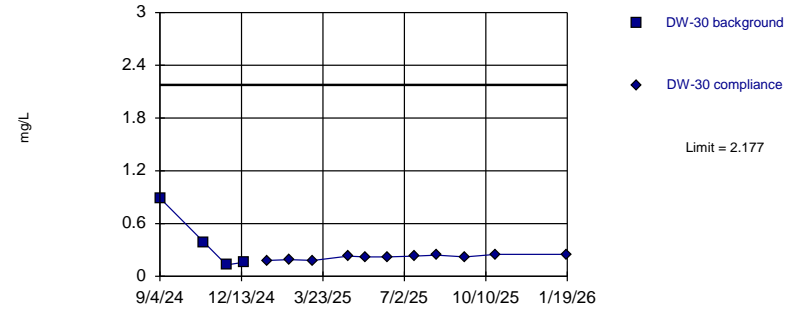


Background Data Summary: Mean=1.596, Std. Dev.=0.3457, n=8. Insufficient data to test for seasonality: data were not deseasonalized. Normality test was disabled. Report alpha = 0.01. Most recent point compared to limit.

Constituent: Nitrate as N Analysis Run 3/13/2026 5:28 PM View: Stats - EMP
Chiquita Canyon LF Client: Chiquita Canyon LF Data: Stat file inorg MP2019

Within Limit

Prediction Limit Intrawell Parametric



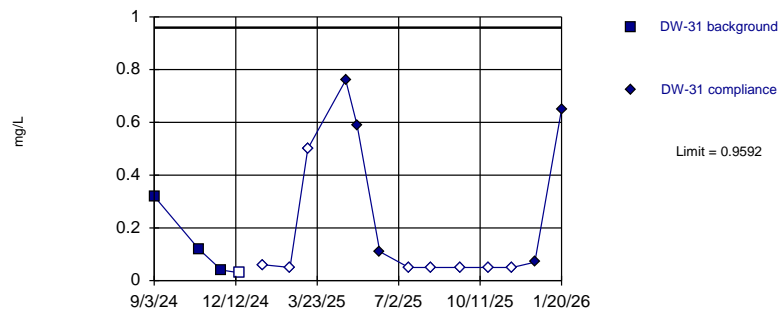
Background Data Summary: Mean=0.3925, Std. Dev.=0.3514, n=4. Seasonality was not detected with 95% confidence. Normality test was disabled. Report alpha = 0.01. Most recent point compared to limit.

Constituent: Nitrate as N Analysis Run 3/13/2026 5:28 PM View: Stats - EMP
Chiquita Canyon LF Client: Chiquita Canyon LF Data: Stat file inorg MP2019

Within Limit

Prediction Limit

Intrawell Parametric



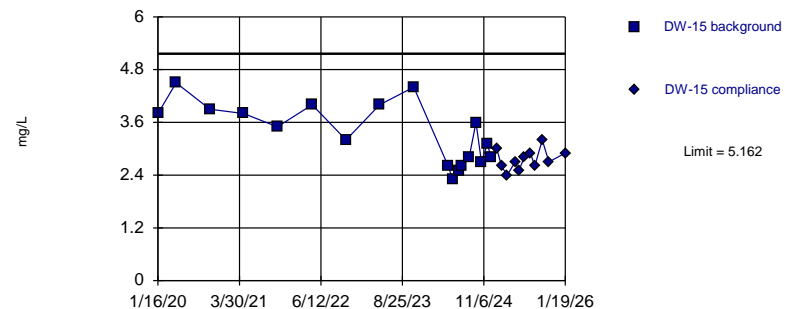
Background Data Summary (after Cohen's Adjustment): Mean=0.09929, Std. Dev.=0.1694, n=4, 25% NDs. Seasonality was not detected with 95% confidence. Normality test was disabled. Report alpha = 0.01. Most recent point compared to limit.

Constituent: Nitrate as N Analysis Run 3/13/2026 5:28 PM View: Stats - EMP
Chiquita Canyon LF Client: Chiquita Canyon LF Data: Stat file inorg MP2019

Within Limit

Prediction Limit

Intrawell Parametric



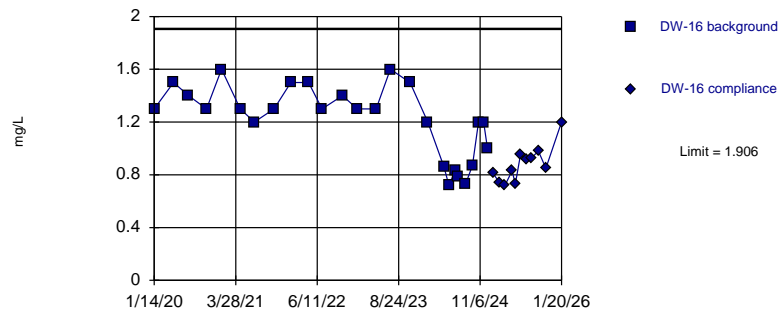
Background Data Summary: Mean=3.339, Std. Dev.=0.6912, n=18. Seasonality was not detected with 95% confidence. Normality test was disabled. Report alpha = 0.01. Most recent point compared to limit.

Constituent: Potassium Analysis Run 3/13/2026 5:28 PM View: Stats - EMP
Chiquita Canyon LF Client: Chiquita Canyon LF Data: Stat file inorg MP2019

Within Limit

Prediction Limit

Intrawell Parametric



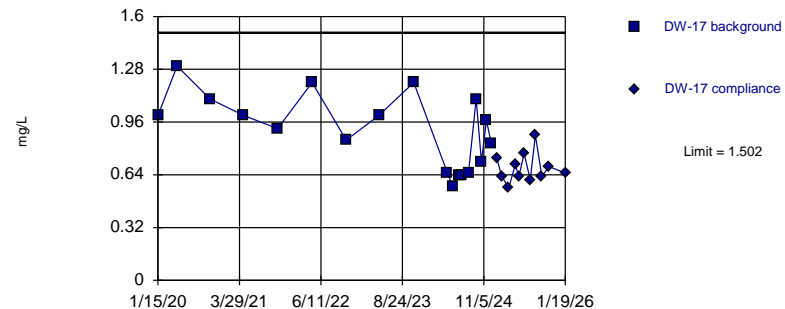
Background Data Summary: Mean=1.219, Std. Dev.=0.2714, n=26. Seasonality was not detected with 95% confidence. Normality test was disabled. Report alpha = 0.01. Most recent point compared to limit.

Constituent: Potassium Analysis Run 3/13/2026 5:28 PM View: Stats - EMP
Chiquita Canyon LF Client: Chiquita Canyon LF Data: Stat file inorg MP2019

Within Limit

Prediction Limit

Intrawell Parametric

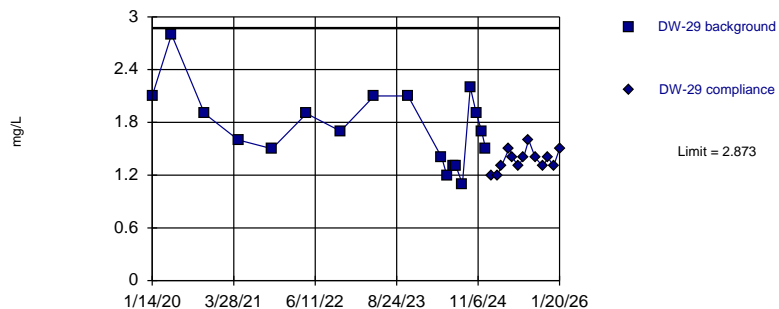


Background Data Summary: Mean=0.9078, Std. Dev.=0.2253, n=18. Seasonality was not detected with 95% confidence. Normality test was disabled. Report alpha = 0.01. Most recent point compared to limit.

Constituent: Potassium Analysis Run 3/13/2026 5:28 PM View: Stats - EMP
Chiquita Canyon LF Client: Chiquita Canyon LF Data: Stat file inorg MP2019

Within Limit

Prediction Limit
Intrawell Parametric

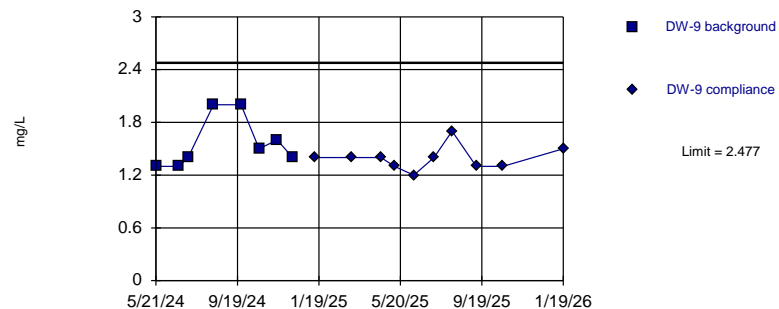


Background Data Summary: Mean=1.739, Std. Dev.=0.43, n=18. Seasonality was not detected with 95% confidence. Normality test was disabled. Report alpha = 0.01. Most recent point compared to limit.

Constituent: Potassium Analysis Run 3/13/2026 5:28 PM View: Stats - EMP
Chiquita Canyon LF Client: Chiquita Canyon LF Data: Stat file inorg MP2019

Within Limit

Prediction Limit
Intrawell Parametric

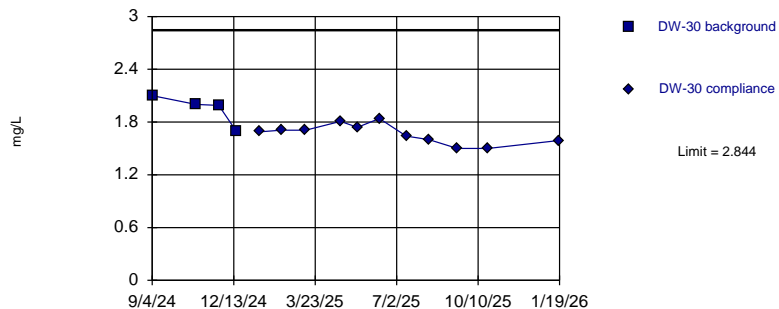


Background Data Summary: Mean=1.563, Std. Dev.=0.2875, n=8. Insufficient data to test for seasonality: data were not deseasonalized. Normality test was disabled. Report alpha = 0.01. Most recent point compared to limit.

Constituent: Potassium Analysis Run 3/13/2026 5:28 PM View: Stats - EMP
Chiquita Canyon LF Client: Chiquita Canyon LF Data: Stat file inorg MP2019

Within Limit

Prediction Limit
Intrawell Parametric

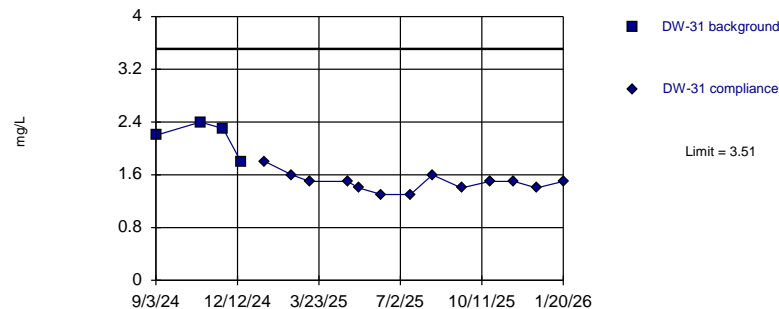


Background Data Summary: Mean=1.945, Std. Dev.=0.1771, n=4. Seasonality was detected with 95% confidence and data were deseasonalized. Normality test was disabled. Report alpha = 0.01. Most recent point compared to limit.

Constituent: Potassium Analysis Run 3/13/2026 5:28 PM View: Stats - EMP
Chiquita Canyon LF Client: Chiquita Canyon LF Data: Stat file inorg MP2019

Within Limit

Prediction Limit
Intrawell Parametric

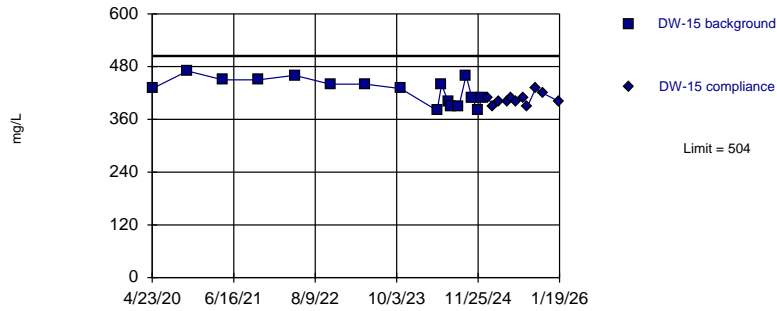


Background Data Summary: Mean=2.175, Std. Dev.=0.263, n=4. Seasonality was not detected with 95% confidence. Normality test was disabled. Report alpha = 0.01. Most recent point compared to limit.

Constituent: Potassium Analysis Run 3/13/2026 5:28 PM View: Stats - EMP
Chiquita Canyon LF Client: Chiquita Canyon LF Data: Stat file inorg MP2019

Within Limit

Prediction Limit Intrawell Parametric

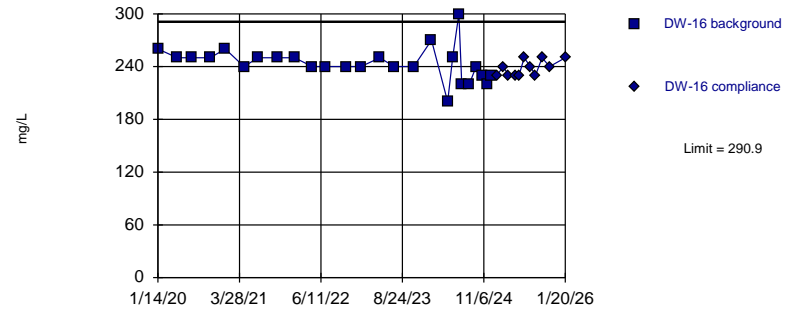


Background Data Summary: Mean=425.3, Std. Dev.=29.61, n=17. Seasonality was not detected with 95% confidence. Normality test was disabled. Report alpha = 0.01. Most recent point compared to limit.

Constituent: Sodium Analysis Run 3/13/2026 5:28 PM View: Stats - EMP
Chiquita Canyon LF Client: Chiquita Canyon LF Data: Stat file inorg MP2019

Within Limit

Prediction Limit Intrawell Parametric

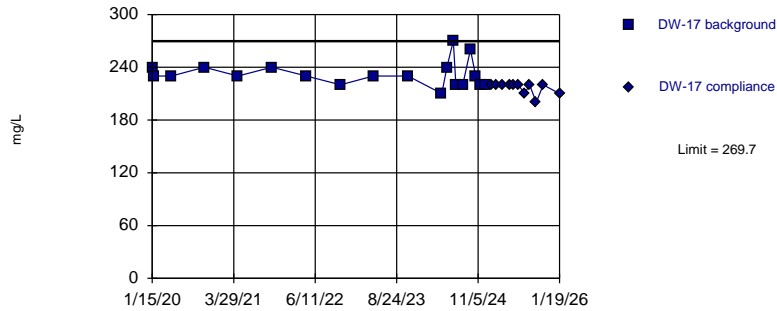


Background Data Summary: Mean=243.5, Std. Dev.=18.75, n=26. Seasonality was not detected with 95% confidence. Normality test was disabled. Report alpha = 0.01. Most recent point compared to limit.

Constituent: Sodium Analysis Run 3/13/2026 5:28 PM View: Stats - EMP
Chiquita Canyon LF Client: Chiquita Canyon LF Data: Stat file inorg MP2019

Within Limit

Prediction Limit Intrawell Parametric

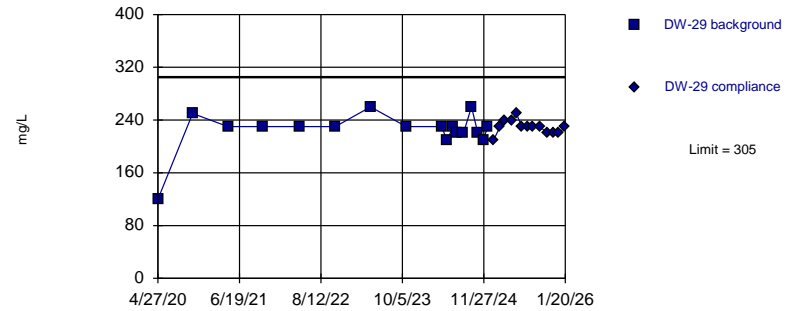


Background Data Summary: Mean=232.1, Std. Dev.=14.37, n=19. Seasonality was not detected with 95% confidence. Normality test was disabled. Report alpha = 0.01. Most recent point compared to limit.

Constituent: Sodium Analysis Run 3/13/2026 5:28 PM View: Stats - EMP
Chiquita Canyon LF Client: Chiquita Canyon LF Data: Stat file inorg MP2019

Within Limit

Prediction Limit Intrawell Parametric



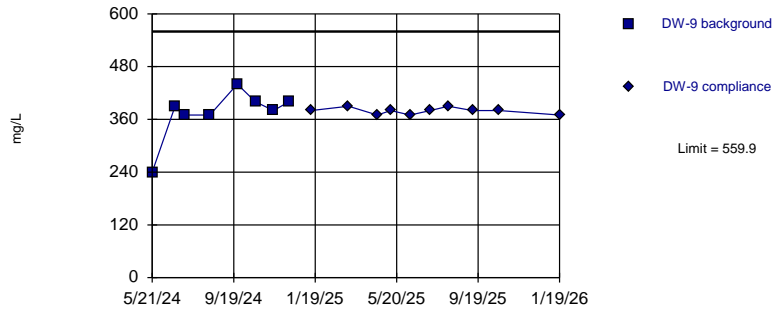
Background Data Summary: Mean=224.1, Std. Dev.=30.43, n=17. Seasonality was not detected with 95% confidence. Normality test was disabled. Report alpha = 0.01. Most recent point compared to limit.

Constituent: Sodium Analysis Run 3/13/2026 5:28 PM View: Stats - EMP
Chiquita Canyon LF Client: Chiquita Canyon LF Data: Stat file inorg MP2019

Within Limit

Prediction Limit

Intrawell Parametric



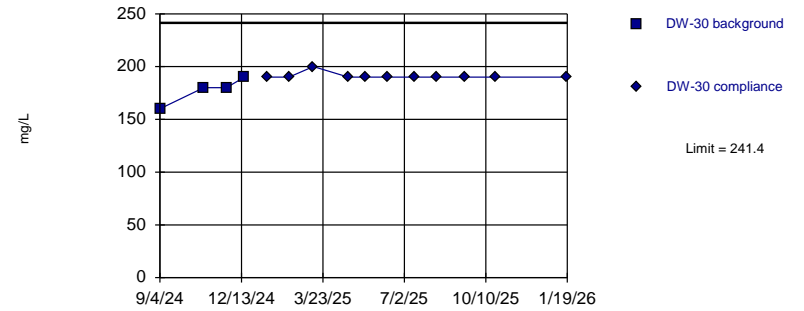
Background Data Summary: Mean=373.8, Std. Dev.=58.54, n=8. Insufficient data to test for seasonality: data were not deseasonalized. Normality test was disabled. Report alpha = 0.01. Most recent point compared to limit.

Constituent: Sodium Analysis Run 3/13/2026 5:28 PM View: Stats - EMP
Chiquita Canyon LF Client: Chiquita Canyon LF Data: Stat file inorg MP2019

Within Limit

Prediction Limit

Intrawell Parametric



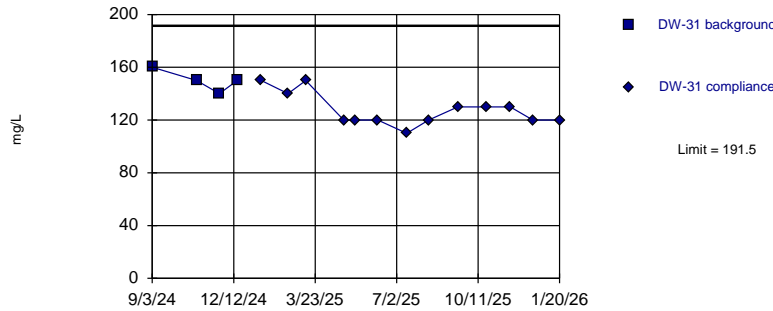
Background Data Summary: Mean=177.5, Std. Dev.=12.58, n=4. Seasonality was not detected with 95% confidence. Normality test was disabled. Report alpha = 0.01. Most recent point compared to limit.

Constituent: Sodium Analysis Run 3/13/2026 5:28 PM View: Stats - EMP
Chiquita Canyon LF Client: Chiquita Canyon LF Data: Stat file inorg MP2019

Within Limit

Prediction Limit

Intrawell Parametric



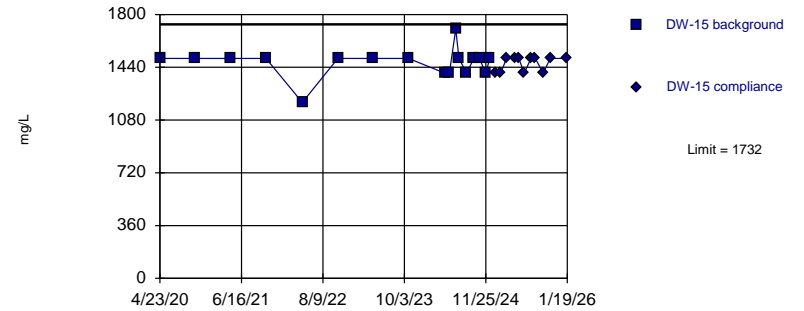
Background Data Summary: Mean=150, Std. Dev.=8.165, n=4. Seasonality was not detected with 95% confidence. Normality test was disabled. Report alpha = 0.01. Most recent point compared to limit.

Constituent: Sodium Analysis Run 3/13/2026 5:28 PM View: Stats - EMP
Chiquita Canyon LF Client: Chiquita Canyon LF Data: Stat file inorg MP2019

Within Limit

Prediction Limit

Intrawell Parametric

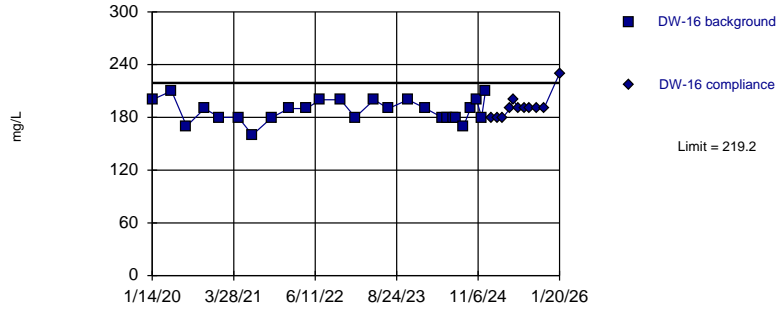


Background Data Summary: Mean=1471, Std. Dev.=98.52, n=17. Seasonality was not detected with 95% confidence. Normality test was disabled. Report alpha = 0.01. Most recent point compared to limit.

Constituent: Sulfate Analysis Run 3/13/2026 5:28 PM View: Stats - EMP
Chiquita Canyon LF Client: Chiquita Canyon LF Data: Stat file inorg MP2019

Exceeds Limit

Prediction Limit Intrawell Parametric

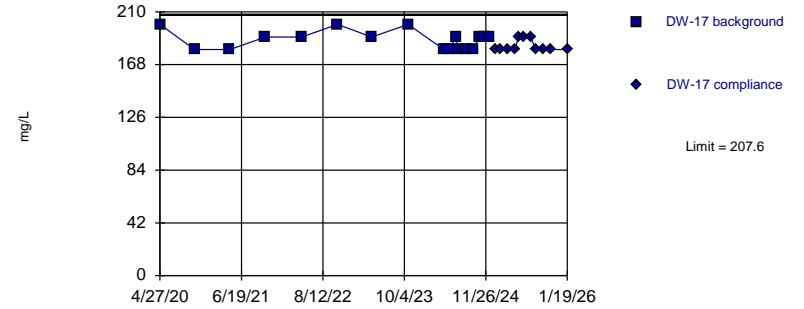


Background Data Summary: Mean=187.7, Std. Dev.=12.43, n=26. Seasonality was not detected with 95% confidence. Normality test was disabled. Report alpha = 0.01. Most recent point compared to limit.

Constituent: Sulfate Analysis Run 3/13/2026 5:28 PM View: Stats - EMP
Chiquita Canyon LF Client: Chiquita Canyon LF Data: Stat file inorg MP2019

Within Limit

Prediction Limit Intrawell Parametric

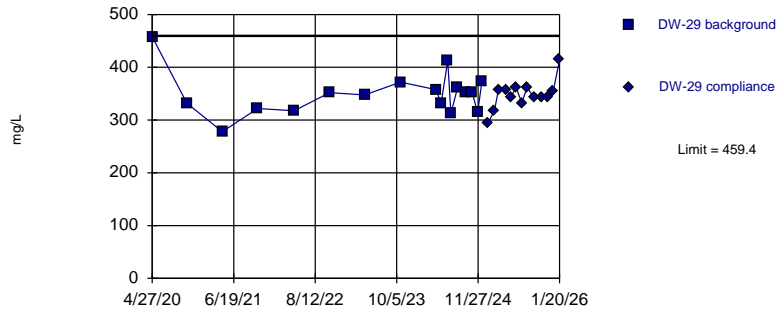


Background Data Summary: Mean=187.6, Std. Dev.=7.524, n=17. Seasonality was not detected with 95% confidence. Normality test was disabled. Report alpha = 0.01. Most recent point compared to limit.

Constituent: Sulfate Analysis Run 3/13/2026 5:28 PM View: Stats - EMP
Chiquita Canyon LF Client: Chiquita Canyon LF Data: Stat file inorg MP2019

Within Limit

Prediction Limit Intrawell Parametric

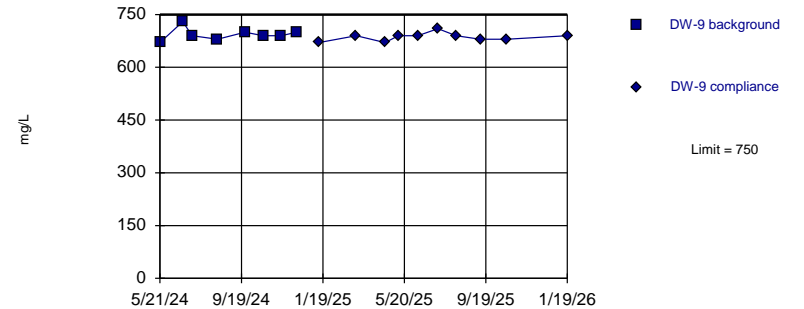


Background Data Summary: Mean=349.9, Std. Dev.=41.21, n=17. Seasonality was detected with 95% confidence and data were deseasonalized. Normality test was disabled. Report alpha = 0.01. Most recent point compared to limit.

Constituent: Sulfate Analysis Run 3/13/2026 5:28 PM View: Stats - EMP
Chiquita Canyon LF Client: Chiquita Canyon LF Data: Stat file inorg MP2019

Within Limit

Prediction Limit Intrawell Parametric

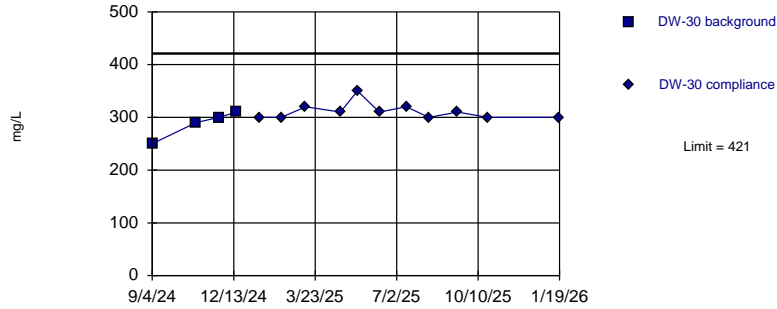


Background Data Summary: Mean=693.8, Std. Dev.=17.68, n=8. Insufficient data to test for seasonality: data were not deseasonalized. Normality test was disabled. Report alpha = 0.01. Most recent point compared to limit.

Constituent: Sulfate Analysis Run 3/13/2026 5:28 PM View: Stats - EMP
Chiquita Canyon LF Client: Chiquita Canyon LF Data: Stat file inorg MP2019

Within Limit

Prediction Limit Intrawell Parametric

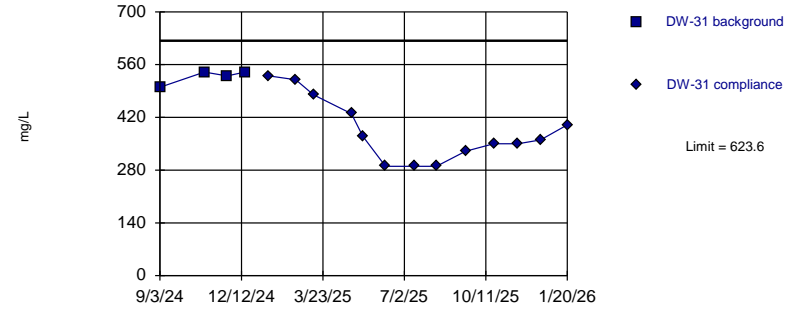


Background Data Summary: Mean=287.5, Std. Dev.=26.3, n=4. Seasonality was not detected with 95% confidence. Normality test was disabled. Report alpha = 0.01. Most recent point compared to limit.

Constituent: Sulfate Analysis Run 3/13/2026 5:28 PM View: Stats - EMP
Chiquita Canyon LF Client: Chiquita Canyon LF Data: Stat file inorg MP2019

Within Limit

Prediction Limit Intrawell Parametric

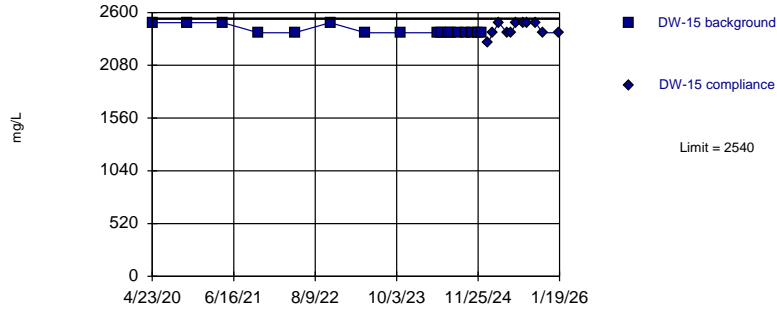


Background Data Summary: Mean=527.5, Std. Dev.=18.93, n=4. Seasonality was not detected with 95% confidence. Normality test was disabled. Report alpha = 0.01. Most recent point compared to limit.

Constituent: Sulfate Analysis Run 3/13/2026 5:28 PM View: Stats - EMP
Chiquita Canyon LF Client: Chiquita Canyon LF Data: Stat file inorg MP2019

Within Limit

Prediction Limit Intrawell Parametric

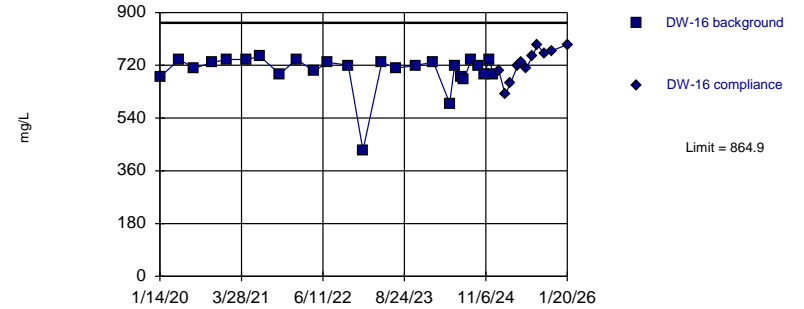


Background Data Summary: Mean=2424, Std. Dev.=43.72, n=17. Seasonality was not detected with 95% confidence. Normality test was disabled. Report alpha = 0.01. Most recent point compared to limit.

Constituent: Total Dissolved Solids Analysis Run 3/13/2026 5:28 PM View: Stats - EMP
Chiquita Canyon LF Client: Chiquita Canyon LF Data: Stat file inorg MP2019

Within Limit

Prediction Limit Intrawell Parametric

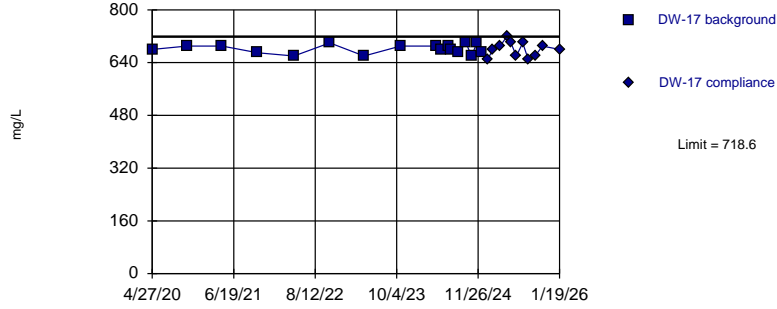


Background Data Summary: Mean=701.2, Std. Dev.=64.64, n=26. Seasonality was not detected with 95% confidence. Normality test was disabled. Report alpha = 0.01. Most recent point compared to limit.

Constituent: Total Dissolved Solids Analysis Run 3/13/2026 5:28 PM View: Stats - EMP
Chiquita Canyon LF Client: Chiquita Canyon LF Data: Stat file inorg MP2019

Within Limit

Prediction Limit Intrawell Parametric

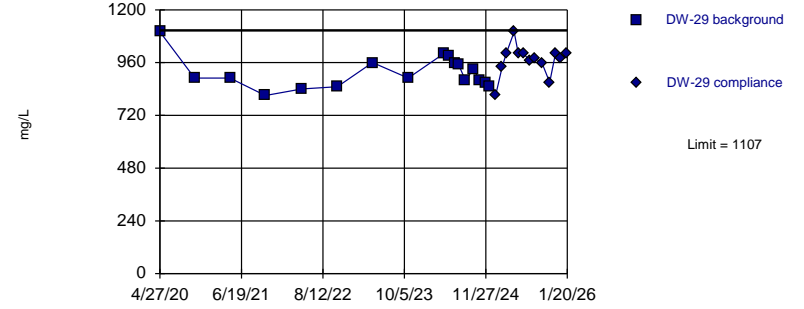


Background Data Summary: Mean=681.2, Std. Dev.=14.09, n=17. Seasonality was not detected with 95% confidence. Normality test was disabled. Report alpha = 0.01. Most recent point compared to limit.

Constituent: Total Dissolved Solids Analysis Run 3/13/2026 5:28 PM View: Stats - EMP
Chiquita Canyon LF Client: Chiquita Canyon LF Data: Stat file inorg MP2019

Within Limit

Prediction Limit Intrawell Parametric

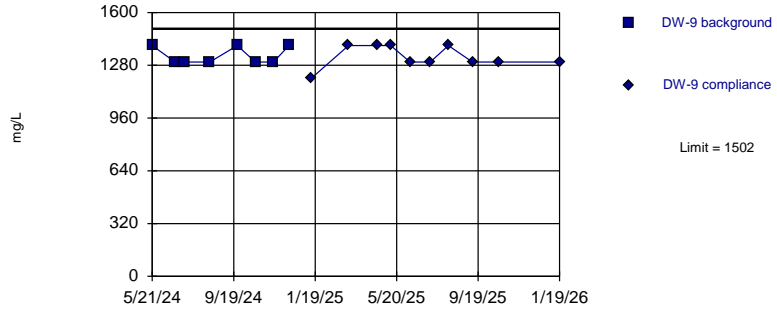


Background Data Summary: Mean=914.1, Std. Dev.=72.46, n=17. Seasonality was not detected with 95% confidence. Normality test was disabled. Report alpha = 0.01. Most recent point compared to limit.

Constituent: Total Dissolved Solids Analysis Run 3/13/2026 5:28 PM View: Stats - EMP
Chiquita Canyon LF Client: Chiquita Canyon LF Data: Stat file inorg MP2019

Within Limit

Prediction Limit Intrawell Parametric

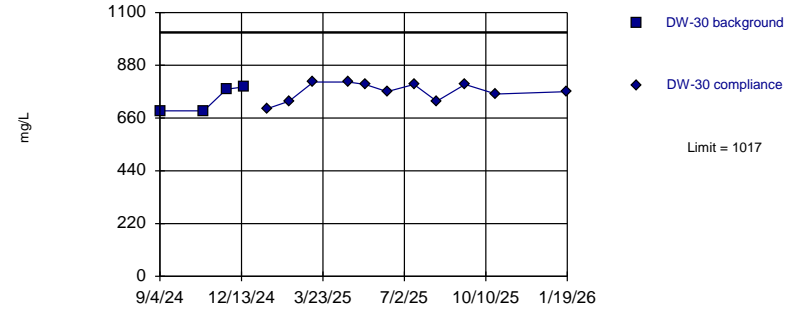


Background Data Summary: Mean=1338, Std. Dev.=51.75, n=8. Insufficient data to test for seasonality; data were not deseasonalized. Normality test was disabled. Report alpha = 0.01. Most recent point compared to limit.

Constituent: Total Dissolved Solids Analysis Run 3/13/2026 5:28 PM View: Stats - EMP
Chiquita Canyon LF Client: Chiquita Canyon LF Data: Stat file inorg MP2019

Within Limit

Prediction Limit Intrawell Parametric



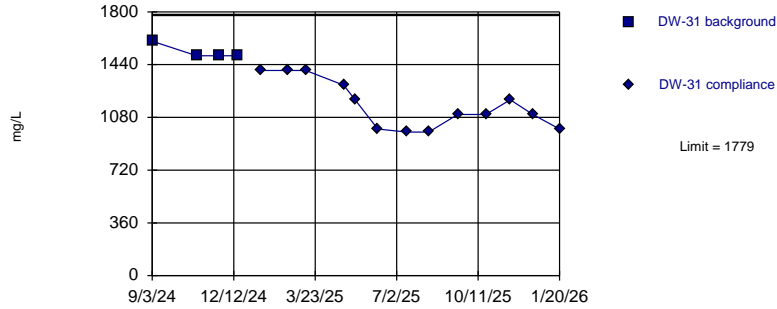
Background Data Summary: Mean=737.5, Std. Dev.=55, n=4. Seasonality was not detected with 95% confidence. Normality test was disabled. Report alpha = 0.01. Most recent point compared to limit.

Constituent: Total Dissolved Solids Analysis Run 3/13/2026 5:28 PM View: Stats - EMP
Chiquita Canyon LF Client: Chiquita Canyon LF Data: Stat file inorg MP2019

Within Limit

Prediction Limit

Intrawell Parametric



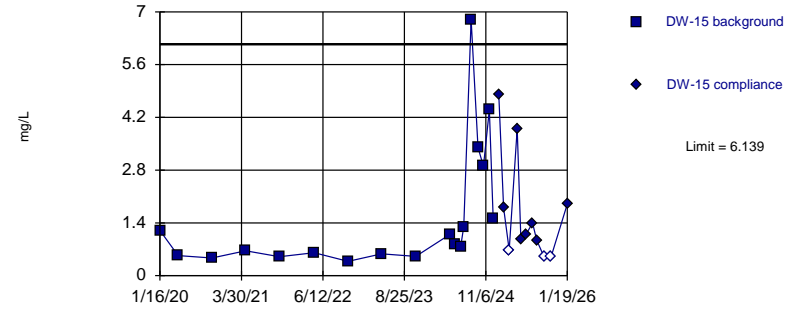
Background Data Summary: Mean=1525, Std. Dev.=50, n=4. Seasonality was not detected with 95% confidence. Normality test was disabled. Report alpha = 0.01. Most recent point compared to limit.

Constituent: Total Dissolved Solids Analysis Run 3/13/2026 5:28 PM View: Stats - EMP
Chiquita Canyon LF Client: Chiquita Canyon LF Data: Stat file inorg MP2019

Within Limit

Prediction Limit

Intrawell Parametric



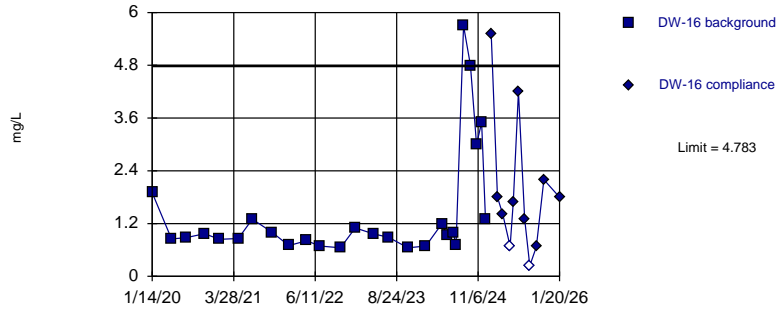
Background Data Summary: Mean=1.58, Std. Dev.=1.729, n=18. Seasonality was not detected with 95% confidence. Normality test was disabled. Report alpha = 0.01. Most recent point compared to limit.

Constituent: Total Organic Carbon Analysis Run 3/13/2026 5:28 PM View: Stats - EMP
Chiquita Canyon LF Client: Chiquita Canyon LF Data: Stat file inorg MP2019

Within Limit

Prediction Limit

Intrawell Parametric



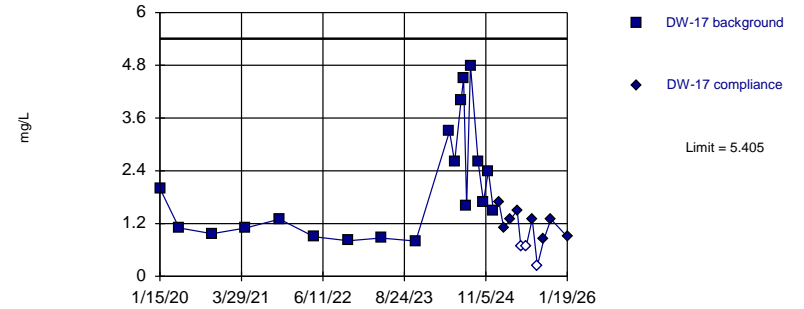
Background Data Summary: Mean=1.457, Std. Dev.=1.314, n=26. Seasonality was not detected with 95% confidence. Normality test was disabled. Report alpha = 0.01. Most recent point compared to limit.

Constituent: Total Organic Carbon Analysis Run 3/13/2026 5:28 PM View: Stats - EMP
Chiquita Canyon LF Client: Chiquita Canyon LF Data: Stat file inorg MP2019

Within Limit

Prediction Limit

Intrawell Parametric

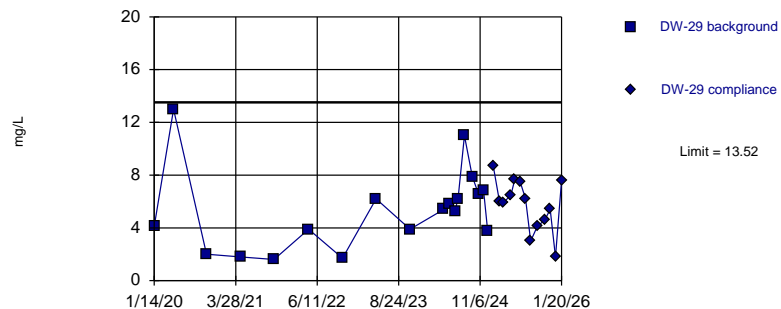


Background Data Summary: Mean=2.045, Std. Dev.=1.283, n=19. Seasonality was not detected with 95% confidence. Normality test was disabled. Report alpha = 0.01. Most recent point compared to limit.

Constituent: Total Organic Carbon Analysis Run 3/13/2026 5:28 PM View: Stats - EMP
Chiquita Canyon LF Client: Chiquita Canyon LF Data: Stat file inorg MP2019

Within Limit

Prediction Limit
Intrawell Parametric

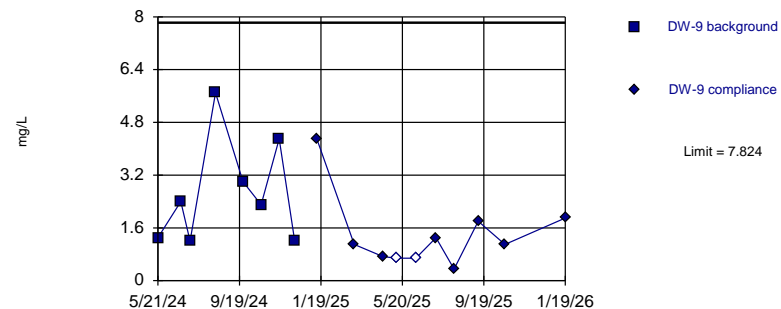


Background Data Summary: Mean=5.389, Std. Dev.=3.083, n=18. Seasonality was not detected with 95% confidence. Normality test was disabled. Report alpha = 0.01. Most recent point compared to limit.

Constituent: Total Organic Carbon Analysis Run 3/13/2026 5:28 PM View: Stats - EMP
Chiquita Canyon LF Client: Chiquita Canyon LF Data: Stat file inorg MP2019

Within Limit

Prediction Limit
Intrawell Parametric



Background Data Summary: Mean=2.675, Std. Dev.=1.619, n=8. Insufficient data to test for seasonality: data were not deseasonalized. Normality test was disabled. Report alpha = 0.01. Most recent point compared to limit.

Constituent: Total Organic Carbon Analysis Run 3/13/2026 5:28 PM View: Stats - EMP
Chiquita Canyon LF Client: Chiquita Canyon LF Data: Stat file inorg MP2019