



23 de enero de 2026

Enrique Casas
Junta Regional de Control de Calidad del Agua de Los Ángeles
320 W. 4th Street, Suite 200
Los Ángeles, California 90013
enrique.casas@waterboards.ca.gov

Ref.: Orden de Investigación No. R4-2024-0010
Junta Regional de Control de Calidad del Agua de Los Ángeles

Estimado Dr. Casas:

Esta presentación fue elaborada por Chiquita Canyon, LLC ("Chiquita") para la Junta Regional de Control de Calidad del Agua de Los Ángeles (la "Junta Regional"), como lo requiere la Orden de Investigación No. R4-2024-0010 (la "Orden"), emitida por la Junta Regional el 20 de marzo de 2024. En cumplimiento con las Condiciones 1(g) y (j) de la Orden, Chiquita produce la siguiente información relacionada con un evento de tormentas que comenzó el 24 de diciembre de 2025, que dio como resultado una descarga en y fuera de la Cuenca de Sedimentación del Sur (la "Cuenca").

I. Evaluación del Evento Después de la Tormenta y Análisis de la Cubierta Geosintética

La Condición 1(g) de la Orden indica lo siguiente:

Para tormentas que producen una descarga en la cuenca de sedimentación, se deben presentar una evaluación y un informe del evento después de la tormenta sobre la efectividad de la cubierta geosintética que será instalada sobre una parte del área impactada por la reacción para evitar que se mezclen lixiviados con las aguas pluviales hasta que se haya resuelto la condición de temperatura del Vertedero elevado. Este informe debe ser presentado dentro de los 30 días después del primer día del evento de tormentas que produjo una descarga.

El 24 de diciembre de 2025 comenzó un evento de tormenta que causó una descarga hacia la Cuenca por las entradas este y oeste. Desde el mismo evento de tormentas, la descarga que salió de la Cuenca ocurrió el 24 de diciembre de 2025. Chiquita siguió el protocolo según su Plan de Prevención de Contaminación de Desechos Pluviales ("SWPPP") actualizado y las mejores prácticas de gestión relacionadas, incluso las detalladas en la Sección 6.6 del SWPPP, para minimizar y evitar la migración de escurrimientos de lixiviados hacia los canales de descarga en el sitio, las entradas de drenaje y las entradas a la Cuenca. Chiquita también tomó muestras en cumplimiento con la Condición 1(j) como se indica a continuación.

La zona reactiva del vertedero se cubrió aproximadamente con 60 acres de cubierta de geomembrana de polietileno de alta densidad de 30 milésimas de pulgada y de alcohol vinílico de etileno/polietileno de alta densidad de 60 milésimas de pulgada

Sr. Enrique Casas

Junta Regional de Control de Calidad del Agua de Los Ángeles

(la "cubierta") para reducir las emisiones superficiales del vertedero, evitar la erosión de suelo y mitigar la posibilidad de que los lixiviados se mezclen con el escurrimiento de aguas pluviales. Además, se realizaron inspecciones dos veces al día en esta área para evaluar la efectividad de la cubierta, que incluye identificar cualquier filtración de lixiviados, problemas con la integridad de la cubierta o descargas de aguas pluviales hacia y desde la Cuenca. Al momento del evento de descarga, se observó que la cubierta es efectiva para evitar que se mezclen los lixiviados con el escurrimiento de aguas pluviales, entre sus otros propósitos previstos.

II. Análisis de las Muestras de Descarga

La Condición 1(j) de la Orden indica lo siguiente:

El Extractor deberá tomar muestras y presentar el análisis de cualquier y toda descarga que ingresa o sale de la cuenca de sedimentación del sur. Los analitos deben incluir los parámetros identificados en las pautas de limitación de efluentes del Subcapítulo N, Subparte B - RCRA Subtítulo D Vertederos de Desechos No Peligrosos, Mpars. parámetros. El Extractor debe tomar muestras de acuerdo con el Permiso Industrial General que incluye los requerimientos relacionados con TMDL en el Adjunto E y los constituyentes del Apéndice II. Todos los resultados deben ser presentados a la Junta del Agua de Los Ángeles dentro de los 30 días desde el primer día del evento de descarga.

Según la Condición 1(j) de la Orden, Chiquita tomó muestras representativas de la descarga hacia la Cuenca de las entradas este y oeste el 24 de diciembre de 2025. Se adjuntan los resultados a este documento como Adjunto A. Chiquita además tomó muestras representativas de la descarga que salió de la Cuenca el 24 de diciembre de 2025. Los resultados se adjuntan a este documento como Adjunto B.

Durante eventos de tormenta, ingresan escorrentías de aguas pluviales a la cuenca de sedimentación de dos etapas por las entradas del este y del oeste antes de cualquier potencial descarga. La cuenca de sedimentación de dos etapas está diseñada para capturar totalmente la escorrentía de eventos de tormenta típicos, permitiendo la sedimentación de sólidos suspendidos y otros contaminantes asociados a los sólidos suspendidos. Las aguas pluviales clarificadas generalmente se evaporan, se filtran o se utilizan para suprimir polvos. Como lo aprobó la Junta Regional en enero de 2025 y como se detalla aún más en la Sección 4 del SWPPP, las aguas pluviales clarificadas de la segunda etapa - dependiendo de las circunstancias y del pronóstico del tiempo - podrán descargarse manualmente utilizando una bomba para permitir una descarga controlada y dar capacidad a que se escurran ante futuros eventos de tormenta. Durante eventos de tormenta intensos o prolongados no típicos, la escorrentía de aguas pluviales también podrá descargarse por gravedad.

Sr. Enrique Casas
Junta Regional de Control de Calidad del Agua de Los Ángeles

* * * * *

Atentamente

Matt Breuer
Gerente Ambiental
Waste Connections

Adjunto A - Resultados de las Muestras de las Descargas (del 24-12-2025)
Adjunto B - Resultados de las Muestras de las Descargas (del 24-12-2025)

cc: (por e-mail)
Sarah Phillips, Waste Connections
Pavlova Vitale, Junta Regional de Control de Calidad del Agua de Los Ángeles
Robert Ragland, Departamento de Salud Pública del Condado de Los Ángeles
Liza Frías, Departamento de Salud Pública del Condado de Los Ángeles
Nichole Quick, M.D., Departamento de Salud Pública del Condado de Los Ángeles
Ken Habaradas, Departamento de Salud Pública del Condado de Los Ángeles
Karen Gork, LEA
Eric Morofuji, LEA
Renee Jensen, Asesor de LEA
Blaine McPhillips, Asesor del Condado
Emiko Thompson, Obras Públicas del Condado de Los Ángeles
Alex Garcia, Departamento de Planificación Regional del Condado de Los Ángeles
Philip Chen, Departamento de Planificación Regional del Condado de Los Ángeles
Steven Jareb, Departamento de Planificación Regional del Condado de Los Ángeles
Wes Mindermann, CalRecycle
Janelle Heinzler, CalRecycle
Jeff Lindberg, Junta de Recursos de Aire de California
Vanessa Águila, Junta de Recursos de Aire de California
Jack Cheng, Distrito de Gestión de la Calidad del Aire de la Costa Sur
Larry Israel, Distrito de Gestión de la Calidad del Aire de la Costa Sur
Tyler Holybee, Agencia de Protección Ambiental de Estados Unidos
Mark Anthony Relon, Agencia de Protección Ambiental de Estados Unidos
Laura Friedli, Agencia de Protección Ambiental de Estados Unidos



Enthalpy Analytical
931 West Barkley Ave
Orange, CA 92868
(714) 771-6900

enthalpy.com

Lab Job Number : 549730
Report Level : II
Report Date : 01/20/2026

Analytical Report *prepared for:*

Kate Logan
Waste Connections
Chiquita Canyon Landfill
29201 Henry Mayo Drive
Castaic, CA 91384

Project: CCLF STORMWATER - Chiquita Canyon Stormwater

Authorized for release by:

David Tripp, Project Manager
657-581-4710
david.tripp@enthalpy.com

This data package has been reviewed for technical correctness and completeness. Release of this data has been authorized by the Laboratory Manager or the Manager's designee, as verified by the above signature which applies to this PDF file as well as any associated electronic data deliverable files. The results contained in this report meet all requirements of NELAP and pertain only to those samples which were submitted for analysis. This report may be reproduced only in its entirety.

CA ELAP# 1338, CA ELAP #1338-S1, NELAP# 4038, SCAQMD LAP# 18LA0518, LACSD ID# 10105, ORELAP# 4197

Sample Summary

Kate Logan Waste Connections Chiquita Canyon Landfill 29201 Henry Mayo Drive Castaic, CA 91384	Lab Job #: 549730 Project No: CCLF STORMWATER Location: Chiquita Canyon Stormwater Date Received: 12/24/25
---	---

Sample ID	Lab ID	Collected	Matrix
SOUTH BASIN - WESTERN INLET	549730-001	12/24/25 07:25	Water
SOUTH BASIN - EASTERN INLET	549730-002	12/24/25 08:10	Water

Case Narrative

Waste Connections
Chiquita Canyon Landfill
29201 Henry Mayo Drive
Castaic, CA 91384
Kate Logan

Lab Job Number: 549730
Project No: CCLF STORMWATER
Location: Chiquita Canyon
Stormwater
Date Received: 12/24/25

This data package contains sample and QC results for two water samples, requested for the above referenced project on 12/24/25. The samples were received in good condition.

Volatile Organics by GC/MS (EPA 8260B):

- Low recoveries were observed for a number of analytes in the MS/MSD for batch 391133; the parent sample was not a project sample, the BS/BSD were within limits, and the associated RPDs were within limits.
- SOUTH BASIN - WESTERN INLET (lab # 549730-001) and SOUTH BASIN - EASTERN INLET (lab # 549730-002) had pH greater than 2.
- No other analytical problems were encountered.

Semivolatile Organics by GC/MS (EPA 8270C):

No analytical problems were encountered.

Semivolatile Organics by GC/MS (EPA 625.1):

- Low surrogate recovery was observed for 2-fluorobiphenyl in SOUTH BASIN - WESTERN INLET (lab # 549730-001).
- Low surrogate recovery was observed for terphenyl-d14 in SOUTH BASIN - WESTERN INLET (lab # 549730-001).
- No other analytical problems were encountered.

Semivolatile Organics by GC/MS SIM (EPA 8270C-SIM):

No analytical problems were encountered.

Pesticides (EPA 8081A):

No analytical problems were encountered.

Total Organic Carbon by IR (SM 5310B):

No analytical problems were encountered.

PCBs (EPA 8082):

No analytical problems were encountered.

Metals (EPA 200.7, EPA 200.8, and EPA 245.1):

- Boron was detected above the RL in the method blank for batch 390998; this analyte was detected in samples at a level at least 10 times that of the blank. Tin was detected between the MDL and the RL in the method blank for batch 390998; this analyte was not detected in samples at or above the RL.
- No other analytical problems were encountered.

Ion Chromatography (EPA 300.0):

No analytical problems were encountered.

Conductivity (SM2510B):

No analytical problems were encountered.

Total Oil & Grease (HEM) (EPA 1664A):

- Matrix spikes were not performed for this analysis due to insufficient sample volume.
- No analytical problems were encountered.

Total Phenolics (EPA 420.1):

No analytical problems were encountered.

Alkalinity (SM2320B):

No analytical problems were encountered.

Sulfide (SM 4500-S2-D):

No analytical problems were encountered.

Total Dissolved Solids (TDS) (SM2540C):

- High RPD was observed for total dissolved solids in the SDUP of SOUTH BASIN - WESTERN INLET (lab # 549730-001).
- No other analytical problems were encountered.

Total Suspended Solids (TSS) (SM2540D):

No analytical problems were encountered.

Chemical Oxygen Demand (SM5220D):

No analytical problems were encountered.

Biochemical Oxygen Demand (SM5210B):

No analytical problems were encountered.

Turbidity (SM2130B):

No analytical problems were encountered.

Cyanide - Semi-Automated Method (SM 4500-CN-E and SM 4500-CN-E):

- High RPD was observed for cyanide in the MS/MSD for batch 391320; the parent sample was not a project sample, and this analyte was not detected at or above the RL in the associated samples.
- No other analytical problems were encountered.

Coliform - 9221 Tests (SM 9221B and SM 9221F):

No analytical problems were encountered.

Ammonia and TKN- Semi-Automated Method (SM 4500-NH3-G):

No analytical problems were encountered.

Organophosphorus Pesticides (EPA 8141A):

Pace Laboratories in Bakersfield, CA performed the analysis (see sublab report section for certifications). Please see the Pace Laboratories case narrative.

8151A Chlorinated Herbicides (EPA 8151A):

McC Campbell Analytical, Inc. in Pittsburg, CA performed the analysis (NELAP certified). Please see the McC Campbell Analytical, Inc. case narrative.

RSK-175 CO2 (RSK-175):

McC Campbell Analytical, Inc. in Pittsburg, CA performed the analysis (see sublab report section for certifications). Please see the McC Campbell Analytical, Inc. case narrative.



Dioxins & Furans (EPA 8290):

Enthalpy - El Dorado Hills in El Dorado Hills, CA performed the analysis (see sublab report section for certifications). Please see the Enthalpy - El Dorado Hills case narrative.



Enthalpy Analytical - Orange

931 W. Barkley Avenue, Orange, CA 92868
Phone 714-771-6900

Chain of Custody Record

Lab No: **549730**
Page: **2** of **3**

Matrix: A = Air S = Soil/Solid
W = Water DW = Drinking Water SD = Sediment
PP = Pure Product SEA = Sea Water
SW = Swab T = Tissue WP = Wipe O = Other

Turn Around Time (rush by advanced notice only)

Standard: 5 Day: 1 Day:
3 Day: Custom TAT:

Preservatives:
1 = Na₂S₂O₃ 2 = HCl 3 = HNO₃
4 = H₂SO₄ 5 = NaOH 6 = Other
Sample Receipt Temp:
(lab use only)

PROJECT INFORMATION

Company: Chiquita Canyon, LLC
Report To: Kate Logan
Email: kate.logan@wasteconnections.com
Address: 29201 Henry Mayo Drive, Castaic, CA 91384
Phone: 682-559-3880
Fax:
SW - Inlets
Name:
Number:
P.O. #:
Address: 29201 Henry Mayo Drive, Castaic, CA 91384
Global ID:
Sampled By: CH, GA

Analysis Request

SM4500-S2-D Total Sulfide	X	420.1 Total Phenolics	X	1664A Oil and Grease	X	9221B Total Coliform	X	9221F E. Coli	X	300.0 Cl, Br, F, NO3, NO2, SO4	X	2540D TSS	X	5310B TOC	X	8270 SIM 1,4-Dioxane	X	SM2320B Alkalinity	X

Test Instructions / Comments

Additional email recipients:
matt.breuer@wasteconnections.com
stormwater@wasteconnections.com
tmb@swteng.com
aav@swteng.com

Direct invoices to:
Maribel Bolanos
(661) 257-3665

Sample ID	Sampling Date	Sampling Time	Matrix	Container No. / Size	Pres.	Temp.
1 South Basin - Western Inlet	12/24/25	0725	W	31	6,2,4,1	Temp: 16.7°C, pH 8.77
2 South Basin - Eastern Inlet	12/24/25	0810	W	31	6,2,4,1	Temp: 16.9°C, pH 8.34
3						
4						
5						
6						
7						
8						
9						
10						

CUSTOMER INFORMATION

Signature:
Print Name: G. Huarango
Company / Title: CTEA
Date / Time: 12/24/25 12:00
1 Relinquished By:
1 Received By:
2 Relinquished By:
2 Received By:
3 Relinquished By:
3 Received By:



Enthalpy Analytical - Orange
 931 W. Barkley Avenue, Orange, CA 92868
 Phone 714-771-6900

Chain of Custody Record
 Lab No: **599730**
 Page: **3** of **3**

Turn Around Time (rush by advanced notice only)
 Standard: 5 Day: 3 Day:
 1 Day: Custom TAT:

Matrix: A = Air S = Soil/Solid
 W = Water DW = Drinking Water SD = Sediment
 PP = Pure Product SEA = Sea Water
 SW = Swab T = Tissue WP = Wipe O = Other

Preservatives:
 1 = Na₂S₂O₃ 2 = HCl 3 = HNO₃
 4 = H₂SO₄ 5 = NaOH 6 = Other

Sample Receipt Temp:
 (lab use only)

CUSTOMER INFORMATION				PROJECT INFORMATION				Analysis Request				Test Instructions / Comments					
Company:	Chiquita Canyon, LLC	Name:	SW - Inlets	SW - Inlets													
Report To:	Kate Logan	Number:															
Email:	kate.logan@wasteconnections.com	P.O. #:															
Address:	29201 Henry Mayo Drive	Address:	29201 Henry Mayo Drive														
	Castaic, CA 91384		Castaic, CA 91384														
Phone:	682-559-3880	Global ID:															
Fax:		Sampled By:	CH, GA														
Sample ID	Sampling Date	Sampling Time	Matrix	Container No. / Size	Pres.	SM5220D Chemical Oxygen Demand	SM2510B Specific Conductance	RSK-175 Carbon Dioxide	2540E TDS	SM1230B Turbidity	350.1 Ammonia	625.1 - See Comments	625.1 Alpha-Terpineol	SM5210B BOD	Temp: 16.7°C, pH 8.77	Temp: 16.9°C, pH 8.34	
1 South Basin - Western Inlet	12/24/25	0725	W	31	6,2,4,1	X	X	X	X	X	X	X	X	X	X	X	
2 South Basin - Eastern Inlet	12/24/25	0810	W	31	6,2,4,1	X	X	X	X	X	X	X	X	X	X	X	
3																	
4																	
5																	
6																	
7																	
8																	
9																	
10																	

Signature	Print Name	Company / Title	Date / Time
	G. Anderson	CPRA	12/24/25 12:00
	EA	EA	12/24/25 12:00

SAMPLE RECEIPT CHECKLIST



Section 1: General Info

Date Received: 12/24/2015 WO# 549730 Client: Chiyuta Canyon LLC

Section 2: Shipping / Custody

Are custody seals present? Yes No

Custody seals intact on arrival? N/A Yes No On cooler / box On samples

Courier Walk-In Field Sampling Shipping Info: _____

Section 3a: Condition / Packaging

Outside 0.0 - 6.0°C (0.0 - 10.0°C for microbiology) (PM notified)

Date Opened 12/27/15 By (initials) JXR/AGR Type of ice used: Wet Blue/Gel None

Samples received on ice directly from the field; cooling process had begun. (if checked, skip temperatures)

Sample matrix doesn't require cooling (e.g. air, bulk PCB). (if checked, skip temperatures)

If no cooler: Observed/Adjusted Temp (°C): _____ / _____ Thermometer/IR Gun: 1210 CF: 0.2

Cooler Temp (°C) #1: 1.0/1.2 #2: 0.8/1.0 #3: 3.1/3.3 #4: 2.8/3.0 #5: 1.7/1.9 #6: 2.9/3.1

Section 3b: Microbiology Samples

No microbiology samples submitted (skip 3b)

Within temp range 0.0 - 10.0°C or received on ice directly from field.

Adequate headspace for microbiology analysis.

Section 3c: Air Samples

No air samples submitted (skip 3c)

1.4L Canisters 6L Canisters Tedlar Bags MCE Cassettes Sorbent Tubes Other _____

Section 4: Containers / Labels / Samples

	YES	NO	N/A
1) Were custody papers present, filled properly, and legible?	/		
2) Is the sampler's name present on the CoC?	/		
3) Were containers received in good condition (unbroken / unopened / uncompromised)?	/		
4) Were the samples bagged? (required for microbiology samples; recommended for soil samples)	① /		①
5) Were all of, and only, the correct samples received?	/		
6) Are sample labels present, legible, and in agreement with the CoC?	/		
7) Does the container count match the CoC?	/		
8) Was sufficient sample volume / mass received for the analyses requested?	/		
9) Were samples received in proper containers for the analyses requested?	/		
10) Were samples received with > 1/2 holding time remaining?	② /	①	
11) Are samples properly preserved as indicated by CoC / labels?	/		
12) Unpreserved VOAs received - If necessary, was the hold time changed in LIMS?			/
13) Are VOA vials free from headspace/bubbles > 6mm?	/		

Section 5: Explanations / Comments

(If no comments are made, then no discrepancies noted.)

① GCN 12/24/15 ② GCN 12/24/15: half hold left.

No additional discrepancies

Date Logged 12/24/15 By (print) GCK (sign) [Signature]
 Date Labeled 12/24/15 By (print) AGR/GCN (sign) [Signature]

Analysis Results for 549730

Kate Logan
 Waste Connections
 Chiquita Canyon Landfill
 29201 Henry Mayo Drive
 Castaic, CA 91384

Lab Job #: 549730
 Project No: CCLF STORMWATER
 Location: Chiquita Canyon Stormwater
 Date Received: 12/24/25

Sample ID: SOUTH BASIN - WESTERN INLET	Lab ID: 549730-001 Matrix: Water	Collected: 12/24/25 07:25
--	---	----------------------------------

549730-001 Analyte	Result	Qual	Units	RL	MDL	DF	Batch	Prepared	Analyzed	Chemist
Method: EPA 1664A Prep Method: METHOD										
Total Oil and Grease	ND		mg/L	5.1	0.99	1	391198	12/29/25	12/30/25	JAG
Method: EPA 200.7 Prep Method: EPA 3015A										
Calcium	110		mg/L	0.10	0.0095	1	391061	12/26/25	12/26/25	CAP
Iron	68		mg/L	0.50	0.17	10	391061	12/26/25	12/26/25	CAP
Magnesium	34		mg/L	0.10	0.017	1	391061	12/26/25	12/26/25	CAP
Potassium	32		mg/L	0.50	0.20	1	391061	12/26/25	12/26/25	CAP
Sodium	46		mg/L	0.50	0.017	1	391061	12/26/25	12/26/25	CAP
Method: EPA 200.8 Prep Method: EPA 3015A										
Antimony	0.94	J	ug/L	2.0	0.31	1	390998	12/24/25	12/25/25	KAM
Arsenic	13		ug/L	2.0	0.21	1	390998	12/24/25	12/25/25	KAM
Barium	490		ug/L	50	3.3	10	390998	12/24/25	12/24/25	KAM
Beryllium	2.5		ug/L	1.0	0.062	1	390998	12/24/25	12/25/25	KAM
Boron	170		ug/L	100	60	10	390998	12/24/25	12/24/25	KAM
Cadmium	0.76	J	ug/L	1.0	0.11	1	390998	12/24/25	12/25/25	KAM
Chromium	33		ug/L	5.0	0.34	1	390998	12/24/25	12/25/25	KAM
Cobalt	21		ug/L	1.0	0.068	1	390998	12/24/25	12/25/25	KAM
Copper	47		ug/L	3.0	0.71	1	390998	12/24/25	12/25/25	KAM
Lead	35		ug/L	5.0	0.16	1	390998	12/24/25	12/25/25	KAM
Manganese	750		ug/L	10	1.7	1	390998	12/24/25	12/25/25	KAM
Nickel	35		ug/L	5.0	1.3	1	390998	12/24/25	12/25/25	KAM
Selenium	3.6	J	ug/L	4.0	1.6	1	390998	12/24/25	12/25/25	KAM
Silver	ND		ug/L	5.0	0.50	1	390998	12/24/25	12/25/25	KAM
Thallium	0.42	J	ug/L	1.0	0.42	1	390998	12/24/25	12/25/25	KAM
Tin	ND		ug/L	5.0	0.33	1	390998	12/24/25	12/25/25	KAM
Vanadium	78		ug/L	5.0	0.26	1	390998	12/24/25	12/25/25	KAM
Zinc	260		ug/L	10	7.4	1	391111	12/26/25	12/27/25	DXC
Method: EPA 245.1 Prep Method: EPA 245.1										
Mercury	0.40	J	ug/L	0.40	0.032	1	391043	12/26/25	12/26/25	MLL
Method: EPA 300.0 Prep Method: METHOD										
Fluoride	ND		mg/L	0.20	0.072	1	391008	12/24/25 14:40	12/24/25 22:42	KUM
Chloride	31		mg/L	1.0	0.27	1	391008	12/24/25 14:40	12/24/25 22:42	KUM
Nitrogen, Nitrite	0.07	J	mg/L	0.10	0.02	1	391008	12/24/25 14:40	12/24/25 22:42	KUM

Analysis Results for 549730

549730-001 Analyte	Result	Qual	Units	RL	MDL	DF	Batch	Prepared	Analyzed	Chemist
Bromide	ND		mg/L	0.30	0.060	1	391008	12/24/25 14:40	12/24/25 22:42	KUM
Nitrogen, Nitrate	1.5		mg/L	0.10	0.05	1	391008	12/24/25 14:40	12/24/25 22:42	KUM
Sulfate	110		mg/L	10	2.5	10	391008	12/24/25 14:40	12/24/25 23:02	KUM
Method: EPA 350.1 Prep Method: METHOD										
Ammonia-N	0.22		mg/L	0.10	0.068	1	391593	01/05/26	01/05/26	JAK
Method: EPA 420.1 Prep Method: METHOD										
Total Phenolics	0.0070	J	mg/L	0.010	0.0065	1	391723	01/06/26	01/06/26	LVL
Method: EPA 625.1 Prep Method: EPA 3510C										
Pyridine	ND		ug/L	9.5	2.7	0.95	391341	12/30/25	01/04/26	MSS
Phenol	ND		ug/L	9.5	2.0	0.95	391341	12/30/25	01/04/26	MSS
2-Methylphenol	ND		ug/L	9.5	3.1	0.95	391341	12/30/25	01/04/26	MSS
3-,4-Methylphenol	ND		ug/L	9.5	2.9	0.95	391341	12/30/25	01/04/26	MSS
Benzoic acid	ND		ug/L	48	10	0.95	391341	12/30/25	01/04/26	MSS
Naphthalene	ND		ug/L	9.5	3.4	0.95	391341	12/30/25	01/04/26	MSS
Cresol	ND		ug/L	9.5		0.95	391341	12/30/25	01/04/26	MSS
a-Terpineol	ND		ug/L	9.5	2.0	0.95	391341	12/30/25	01/04/26	ZFA
Method: EPA 8081A Prep Method: EPA 3510C										
alpha-BHC	ND		ug/L	0.05	0.01	0.94	391164	12/28/25	01/02/26	KMB
beta-BHC	ND		ug/L	0.05	0.009	0.94	391164	12/28/25	01/02/26	KMB
gamma-BHC	ND		ug/L	0.05	0.008	0.94	391164	12/28/25	01/02/26	KMB
delta-BHC	ND		ug/L	0.05	0.008	0.94	391164	12/28/25	01/02/26	KMB
Heptachlor	ND		ug/L	0.05	0.02	0.94	391164	12/28/25	01/02/26	KMB
Aldrin	ND		ug/L	0.05	0.02	0.94	391164	12/28/25	01/02/26	KMB
Heptachlor epoxide	ND		ug/L	0.05	0.01	0.94	391164	12/28/25	01/02/26	KMB
Endosulfan I	ND		ug/L	0.05	0.01	0.94	391164	12/28/25	01/02/26	KMB
Dieldrin	ND		ug/L	0.09	0.01	0.94	391164	12/28/25	01/02/26	KMB
4,4'-DDE	ND		ug/L	0.09	0.02	0.94	391164	12/28/25	01/02/26	KMB
Endrin	ND		ug/L	0.09	0.01	0.94	391164	12/28/25	01/02/26	KMB
Endosulfan II	ND		ug/L	0.09	0.01	0.94	391164	12/28/25	01/02/26	KMB
Endosulfan sulfate	ND		ug/L	0.09	0.01	0.94	391164	12/28/25	01/02/26	KMB
4,4'-DDD	ND		ug/L	0.09	0.02	0.94	391164	12/28/25	01/02/26	KMB
Endrin aldehyde	ND		ug/L	0.09	0.02	0.94	391164	12/28/25	01/02/26	KMB
Endrin ketone	ND		ug/L	0.09	0.02	0.94	391164	12/28/25	01/02/26	KMB
4,4'-DDT	ND		ug/L	0.09	0.03	0.94	391164	12/28/25	01/02/26	KMB
Methoxychlor	ND		ug/L	0.09	0.02	0.94	391164	12/28/25	01/02/26	KMB
Toxaphene	ND		ug/L	1.9	0.5	0.94	391164	12/28/25	01/02/26	KMB
Chlordane (Technical)	ND		ug/L	0.9	0.2	0.94	391164	12/28/25	01/02/26	KMB
Surrogates				Limits						
TCMX	73%		%REC	29-120		0.94	391164	12/28/25	01/02/26	KMB
Decachlorobiphenyl	89%		%REC	33-132		0.94	391164	12/28/25	01/02/26	KMB
Method: EPA 8082 Prep Method: EPA 3510C										
Aroclor-1016	ND		ug/L	0.47	0.28	0.94	391164	12/28/25	01/02/26	KMB
Aroclor-1221	ND		ug/L	0.47	0.33	0.94	391164	12/28/25	01/02/26	KMB
Aroclor-1232	ND		ug/L	0.47	0.30	0.94	391164	12/28/25	01/02/26	KMB

Analysis Results for 549730

549730-001 Analyte	Result	Qual	Units	RL	MDL	DF	Batch	Prepared	Analyzed	Chemist
Aroclor-1242	ND		ug/L	0.47	0.39	0.94	391164	12/28/25	01/02/26	KMB
Aroclor-1248	ND		ug/L	0.47	0.22	0.94	391164	12/28/25	01/02/26	KMB
Aroclor-1254	ND		ug/L	0.47	0.33	0.94	391164	12/28/25	01/02/26	KMB
Aroclor-1260	ND		ug/L	0.47	0.31	0.94	391164	12/28/25	01/02/26	KMB
Aroclor-1262	ND		ug/L	0.47	0.38	0.94	391164	12/28/25	01/02/26	KMB
Aroclor-1268	ND		ug/L	0.47	0.33	0.94	391164	12/28/25	01/02/26	KMB

Surrogates	Limits									
Decachlorobiphenyl (PCB)	78%		%REC	28-138		0.94	391164	12/28/25	01/02/26	KMB

Method: EPA 8260B
Prep Method: EPA 5030B

Carbon Disulfide	ND		ug/L	5.0	0.1	1	391133	12/27/25	12/27/25	LYZ
Chloroprene	ND		ug/L	200	0.4	1	391133	12/27/25	12/27/25	LYZ
3-Chloropropene	ND		ug/L	5.0	0.3	1	391133	12/27/25	12/27/25	LYZ
Ethyl methacrylate	ND		ug/L	50	2.1	1	391133	12/27/25	12/27/25	LYZ
Ethanol	ND		ug/L	500	110	1	391133	12/27/25	12/27/25	LYZ
2-Hexanone	ND		ug/L	5.0	1.1	1	391133	12/27/25	12/27/25	LYZ
Isopropanol (IPA)	ND		ug/L	200	52	1	391133	12/27/25	12/27/25	LYZ
Methyl acrylonitrile	ND		ug/L	35	3.7	1	391133	12/27/25	12/27/25	LYZ
Vinyl Acetate	ND		ug/L	50	15	1	391133	12/27/25	12/27/25	LYZ
Acrolein	ND		ug/L	200	2.7	1	391133	12/27/25	12/27/25	LYZ
Acrylonitrile	ND		ug/L	10	0.7	1	391133	12/27/25	12/27/25	LYZ
Freon 12	ND		ug/L	5.0	0.08	1	391133	12/27/25	12/27/25	LYZ
Chloromethane	ND		ug/L	5.0	0.09	1	391133	12/27/25	12/27/25	LYZ
Vinyl Chloride	ND		ug/L	5.0	0.06	1	391133	12/27/25	12/27/25	LYZ
Bromomethane	ND		ug/L	5.0	0.1	1	391133	12/27/25	12/27/25	LYZ
Chloroethane	ND		ug/L	5.0	0.1	1	391133	12/27/25	12/27/25	LYZ
Trichlorofluoromethane	ND		ug/L	5.0	0.05	1	391133	12/27/25	12/27/25	LYZ
Iodomethane	ND		ug/L	5.0		1	391133	12/27/25	12/27/25	LYZ
Acetone	ND		ug/L	100	5.0	1	391133	12/27/25	12/27/25	LYZ
Freon 113	ND		ug/L	5.0	0.1	1	391133	12/27/25	12/27/25	LYZ
1,1-Dichloroethene	ND		ug/L	5.0	0.09	1	391133	12/27/25	12/27/25	LYZ
Methylene Chloride	ND		ug/L	10	0.2	1	391133	12/27/25	12/27/25	LYZ
MTBE	ND		ug/L	5.0	0.08	1	391133	12/27/25	12/27/25	LYZ
trans-1,2-Dichloroethene	ND		ug/L	5.0	0.1	1	391133	12/27/25	12/27/25	LYZ
1,1-Dichloroethane	ND		ug/L	5.0	0.06	1	391133	12/27/25	12/27/25	LYZ
2-Butanone	2.0	J	ug/L	10	1.5	1	391133	12/27/25	12/27/25	LYZ
cis-1,2-Dichloroethene	ND		ug/L	5.0	0.06	1	391133	12/27/25	12/27/25	LYZ
2,2-Dichloropropane	ND		ug/L	5.0	0.1	1	391133	12/27/25	12/27/25	LYZ
Chloroform	ND		ug/L	5.0	0.08	1	391133	12/27/25	12/27/25	LYZ
Bromochloromethane	ND		ug/L	5.0	0.2	1	391133	12/27/25	12/27/25	LYZ
1,1,1-Trichloroethane	ND		ug/L	5.0	0.07	1	391133	12/27/25	12/27/25	LYZ
1,1-Dichloropropene	ND		ug/L	5.0	0.07	1	391133	12/27/25	12/27/25	LYZ
Carbon Tetrachloride	ND		ug/L	5.0	0.07	1	391133	12/27/25	12/27/25	LYZ
1,2-Dichloroethane	ND		ug/L	5.0	0.1	1	391133	12/27/25	12/27/25	LYZ
Benzene	ND		ug/L	1.0	0.03	1	391133	12/27/25	12/27/25	LYZ
Trichloroethene	ND		ug/L	5.0	0.05	1	391133	12/27/25	12/27/25	LYZ
1,2-Dichloropropane	ND		ug/L	5.0	0.1	1	391133	12/27/25	12/27/25	LYZ
Bromodichloromethane	ND		ug/L	5.0	0.09	1	391133	12/27/25	12/27/25	LYZ
Dibromomethane	ND		ug/L	5.0	0.1	1	391133	12/27/25	12/27/25	LYZ
4-Methyl-2-Pentanone	ND		ug/L	5.0	1.0	1	391133	12/27/25	12/27/25	LYZ
cis-1,3-Dichloropropene	ND		ug/L	5.0	0.06	1	391133	12/27/25	12/27/25	LYZ
Toluene	ND		ug/L	5.0	0.06	1	391133	12/27/25	12/27/25	LYZ

Results for any subcontracted analyses are not included in this section.

Analysis Results for 549730

549730-001 Analyte	Result	Qual	Units	RL	MDL	DF	Batch	Prepared	Analyzed	Chemist
trans-1,3-Dichloropropene	ND		ug/L	5.0	0.08	1	391133	12/27/25	12/27/25	LYZ
1,1,2-Trichloroethane	ND		ug/L	5.0	0.2	1	391133	12/27/25	12/27/25	LYZ
1,3-Dichloropropane	ND		ug/L	5.0	0.1	1	391133	12/27/25	12/27/25	LYZ
Tetrachloroethene	ND		ug/L	5.0	0.1	1	391133	12/27/25	12/27/25	LYZ
Dibromochloromethane	ND		ug/L	5.0	0.09	1	391133	12/27/25	12/27/25	LYZ
1,2-Dibromoethane	ND		ug/L	5.0	0.1	1	391133	12/27/25	12/27/25	LYZ
Chlorobenzene	ND		ug/L	5.0	0.09	1	391133	12/27/25	12/27/25	LYZ
1,1,1,2-Tetrachloroethane	ND		ug/L	5.0	0.1	1	391133	12/27/25	12/27/25	LYZ
Ethylbenzene	ND		ug/L	5.0	0.09	1	391133	12/27/25	12/27/25	LYZ
m,p-Xylenes	ND		ug/L	5.0	0.1	1	391133	12/27/25	12/27/25	LYZ
o-Xylene	ND		ug/L	5.0	0.06	1	391133	12/27/25	12/27/25	LYZ
Styrene	ND		ug/L	5.0	0.09	1	391133	12/27/25	12/27/25	LYZ
Bromoform	ND		ug/L	5.0	0.07	1	391133	12/27/25	12/27/25	LYZ
Isopropylbenzene	ND		ug/L	5.0	0.05	1	391133	12/27/25	12/27/25	LYZ
1,1,2,2-Tetrachloroethane	ND		ug/L	5.0	0.07	1	391133	12/27/25	12/27/25	LYZ
1,2,3-Trichloropropane	ND		ug/L	5.0	0.1	1	391133	12/27/25	12/27/25	LYZ
Propylbenzene	ND		ug/L	5.0	0.07	1	391133	12/27/25	12/27/25	LYZ
Bromobenzene	ND		ug/L	5.0	0.03	1	391133	12/27/25	12/27/25	LYZ
1,3,5-Trimethylbenzene	ND		ug/L	5.0	0.06	1	391133	12/27/25	12/27/25	LYZ
2-Chlorotoluene	ND		ug/L	5.0	0.05	1	391133	12/27/25	12/27/25	LYZ
4-Chlorotoluene	ND		ug/L	5.0	0.06	1	391133	12/27/25	12/27/25	LYZ
tert-Butylbenzene	ND		ug/L	5.0	0.03	1	391133	12/27/25	12/27/25	LYZ
1,2,4-Trimethylbenzene	ND		ug/L	5.0	0.03	1	391133	12/27/25	12/27/25	LYZ
sec-Butylbenzene	ND		ug/L	5.0	0.06	1	391133	12/27/25	12/27/25	LYZ
para-Isopropyl Toluene	ND		ug/L	5.0	0.07	1	391133	12/27/25	12/27/25	LYZ
1,3-Dichlorobenzene	ND		ug/L	5.0	0.06	1	391133	12/27/25	12/27/25	LYZ
1,4-Dichlorobenzene	ND		ug/L	5.0	0.09	1	391133	12/27/25	12/27/25	LYZ
n-Butylbenzene	ND		ug/L	5.0	0.06	1	391133	12/27/25	12/27/25	LYZ
1,2-Dichlorobenzene	ND		ug/L	5.0	0.09	1	391133	12/27/25	12/27/25	LYZ
1,2-Dibromo-3-Chloropropane	ND		ug/L	5.0	0.5	1	391133	12/27/25	12/27/25	LYZ
1,2,4-Trichlorobenzene	ND		ug/L	5.0	0.07	1	391133	12/27/25	12/27/25	LYZ
Hexachlorobutadiene	ND		ug/L	5.0	0.2	1	391133	12/27/25	12/27/25	LYZ
1,2,3-Trichlorobenzene	ND		ug/L	5.0	0.08	1	391133	12/27/25	12/27/25	LYZ
cis-1,4-Dichloro-2-butene	ND		ug/L	5.0	0.4	1	391133	12/27/25	12/27/25	LYZ
trans-1,4-Dichloro-2-butene	ND		ug/L	5.0	0.4	1	391133	12/27/25	12/27/25	LYZ
Xylene (total)	ND		ug/L	5.0		1	391133	12/27/25	12/27/25	LYZ
Surrogates				Limits						
Dibromofluoromethane	97%		%REC	70-130		1	391133	12/27/25	12/27/25	LYZ
1,2-Dichloroethane-d4	97%		%REC	70-130		1	391133	12/27/25	12/27/25	LYZ
Toluene-d8	101%		%REC	70-130		1	391133	12/27/25	12/27/25	LYZ
Bromofluorobenzene	98%		%REC	70-130		1	391133	12/27/25	12/27/25	LYZ
Method: EPA 8270C-SIM Prep Method: EPA 3535										
1,4-Dioxane	1.7		ug/L	1.0	0.87	1	391062	12/26/25	12/29/25	TJW
Surrogates				Limits						
1,4-Dioxane-d8 (SUR)	95%		%REC	80-120		1	391062	12/26/25	12/29/25	TJW
Method: EPA 8270C Prep Method: EPA 3510C										
Carbazole	ND		ug/L	9.5	2.6	0.95	391341	12/30/25	01/04/26	MSS
N-Nitrosodimethylamine	ND		ug/L	9.5	2.7	0.95	391341	12/30/25	01/04/26	MSS

Analysis Results for 549730

549730-001 Analyte	Result	Qual	Units	RL	MDL	DF	Batch	Prepared	Analyzed	Chemist
Aniline	ND		ug/L	9.5	2.7	0.95	391341	12/30/25	01/04/26	MSS
bis(2-Chloroethyl)ether	ND		ug/L	24	3.5	0.95	391341	12/30/25	01/04/26	MSS
2-Chlorophenol	ND		ug/L	9.5	3.5	0.95	391341	12/30/25	01/04/26	MSS
1,3-Dichlorobenzene	ND		ug/L	9.5	3.1	0.95	391341	12/30/25	01/04/26	MSS
1,4-Dichlorobenzene	ND		ug/L	9.5	3.2	0.95	391341	12/30/25	01/04/26	MSS
Benzyl alcohol	ND		ug/L	24	5.5	0.95	391341	12/30/25	01/04/26	MSS
1,2-Dichlorobenzene	ND		ug/L	9.5	3.2	0.95	391341	12/30/25	01/04/26	MSS
bis(2-Chloroisopropyl) ether	ND		ug/L	9.5	3.7	0.95	391341	12/30/25	01/04/26	MSS
N-Nitroso-di-n-propylamine	ND		ug/L	9.5	3.7	0.95	391341	12/30/25	01/04/26	MSS
Hexachloroethane	ND		ug/L	9.5	2.9	0.95	391341	12/30/25	01/04/26	MSS
Nitrobenzene	ND		ug/L	24	8.0	0.95	391341	12/30/25	01/04/26	MSS
Isophorone	ND		ug/L	9.5	3.5	0.95	391341	12/30/25	01/04/26	MSS
2-Nitrophenol	ND		ug/L	9.5	5.2	0.95	391341	12/30/25	01/04/26	MSS
2,4-Dimethylphenol	ND		ug/L	9.5	3.1	0.95	391341	12/30/25	01/04/26	MSS
bis(2-Chloroethoxy)methane	ND		ug/L	9.5	3.5	0.95	391341	12/30/25	01/04/26	MSS
2,4-Dichlorophenol	ND		ug/L	9.5	3.5	0.95	391341	12/30/25	01/04/26	MSS
1,2,4-Trichlorobenzene	ND		ug/L	9.5	3.3	0.95	391341	12/30/25	01/04/26	MSS
4-Chloroaniline	ND		ug/L	9.5	2.9	0.95	391341	12/30/25	01/04/26	MSS
Hexachlorobutadiene	ND		ug/L	9.5	2.1	0.95	391341	12/30/25	01/04/26	MSS
4-Chloro-3-methylphenol	ND		ug/L	9.5	3.4	0.95	391341	12/30/25	01/04/26	MSS
2-Methylnaphthalene	ND		ug/L	9.5	3.2	0.95	391341	12/30/25	01/04/26	MSS
Hexachlorocyclopentadiene	ND		ug/L	24	7.4	0.95	391341	12/30/25	01/04/26	MSS
2,4,6-Trichlorophenol	ND		ug/L	9.5	3.9	0.95	391341	12/30/25	01/04/26	MSS
2,4,5-Trichlorophenol	ND		ug/L	9.5	3.5	0.95	391341	12/30/25	01/04/26	MSS
2-Chloronaphthalene	ND		ug/L	9.5	3.3	0.95	391341	12/30/25	01/04/26	MSS
2-Nitroaniline	ND		ug/L	48	4.1	0.95	391341	12/30/25	01/04/26	MSS
Dimethylphthalate	ND		ug/L	9.5	3.3	0.95	391341	12/30/25	01/04/26	MSS
Acenaphthylene	ND		ug/L	9.5	3.7	0.95	391341	12/30/25	01/04/26	MSS
2,6-Dinitrotoluene	ND		ug/L	9.5	4.2	0.95	391341	12/30/25	01/04/26	MSS
3-Nitroaniline	ND		ug/L	9.5	3.8	0.95	391341	12/30/25	01/04/26	MSS
Acenaphthene	ND		ug/L	9.5	3.1	0.95	391341	12/30/25	01/04/26	MSS
2,4-Dinitrophenol	ND		ug/L	48	14	0.95	391341	12/30/25	01/04/26	MSS
4-Nitrophenol	ND		ug/L	9.5	8.1	0.95	391341	12/30/25	01/04/26	MSS
Dibenzofuran	ND		ug/L	9.5	3.1	0.95	391341	12/30/25	01/04/26	MSS
2,4-Dinitrotoluene	ND		ug/L	9.5	4.1	0.95	391341	12/30/25	01/04/26	MSS
Diethylphthalate	ND		ug/L	9.5	2.8	0.95	391341	12/30/25	01/04/26	MSS
Fluorene	ND		ug/L	9.5	3.0	0.95	391341	12/30/25	01/04/26	MSS
4-Chlorophenyl-phenylether	ND		ug/L	9.5	2.9	0.95	391341	12/30/25	01/04/26	MSS
4-Nitroaniline	ND		ug/L	9.5	3.2	0.95	391341	12/30/25	01/04/26	MSS
4,6-Dinitro-2-methylphenol	ND		ug/L	48	16	0.95	391341	12/30/25	01/04/26	MSS
N-Nitrosodiphenylamine	ND		ug/L	9.5	3.8	0.95	391341	12/30/25	01/04/26	MSS
1,2-diphenylhydrazine (as azobenzene)	ND		ug/L	9.5	2.8	0.95	391341	12/30/25	01/04/26	MSS
4-Bromophenyl-phenylether	ND		ug/L	9.5	3.1	0.95	391341	12/30/25	01/04/26	MSS
Hexachlorobenzene	ND		ug/L	9.5	2.9	0.95	391341	12/30/25	01/04/26	MSS
Pentachlorophenol	ND		ug/L	24	5.4	0.95	391341	12/30/25	01/04/26	MSS
Phenanthrene	ND		ug/L	9.5	2.8	0.95	391341	12/30/25	01/04/26	MSS
Anthracene	ND		ug/L	9.5	2.7	0.95	391341	12/30/25	01/04/26	MSS
Di-n-butylphthalate	ND		ug/L	9.5	2.9	0.95	391341	12/30/25	01/04/26	MSS
Fluoranthene	ND		ug/L	9.5	2.7	0.95	391341	12/30/25	01/04/26	MSS
Benzidine	ND		ug/L	48	18	0.95	391341	12/30/25	01/04/26	MSS
Pyrene	ND		ug/L	9.5	2.6	0.95	391341	12/30/25	01/04/26	MSS

Analysis Results for 549730

549730-001 Analyte	Result	Qual	Units	RL	MDL	DF	Batch	Prepared	Analyzed	Chemist
Butylbenzylphthalate	ND		ug/L	9.5	3.5	0.95	391341	12/30/25	01/04/26	MSS
3,3'-Dichlorobenzidine	ND		ug/L	24	4.9	0.95	391341	12/30/25	01/04/26	MSS
Benzo(a)anthracene	ND		ug/L	9.5	2.3	0.95	391341	12/30/25	01/04/26	MSS
Chrysene	ND		ug/L	9.5	2.4	0.95	391341	12/30/25	01/04/26	MSS
bis(2-Ethylhexyl)phthalate	ND		ug/L	9.5	3.2	0.95	391341	12/30/25	01/04/26	MSS
Di-n-octylphthalate	ND		ug/L	9.5	4.5	0.95	391341	12/30/25	01/04/26	MSS
Benzo(b)fluoranthene	ND		ug/L	9.5	2.9	0.95	391341	12/30/25	01/04/26	MSS
Benzo(k)fluoranthene	ND		ug/L	9.5	3.0	0.95	391341	12/30/25	01/04/26	MSS
Benzo(a)pyrene	ND		ug/L	9.5	3.0	0.95	391341	12/30/25	01/04/26	MSS
Indeno(1,2,3-cd)pyrene	ND		ug/L	9.5	4.0	0.95	391341	12/30/25	01/04/26	MSS
Dibenz(a,h)anthracene	ND		ug/L	9.5	4.0	0.95	391341	12/30/25	01/04/26	MSS
Benzo(g,h,i)perylene	ND		ug/L	9.5	3.9	0.95	391341	12/30/25	01/04/26	MSS
Surrogates				Limits						
2-Fluorophenol	42%		%REC	15-120		0.95	391341	12/30/25	01/04/26	MSS
Phenol-d6	28%		%REC	15-120		0.95	391341	12/30/25	01/04/26	MSS
2,4,6-Tribromophenol	64%		%REC	15-140		0.95	391341	12/30/25	01/04/26	MSS
Nitrobenzene-d5	59%		%REC	15-123		0.95	391341	12/30/25	01/04/26	MSS
2-Fluorobiphenyl	47%		%REC	15-120		0.95	391341	12/30/25	01/04/26	MSS
Terphenyl-d14	53%		%REC	15-120		0.95	391341	12/30/25	01/04/26	MSS
Method: SM 4500-CN-E Prep Method: METHOD										
Cyanide	ND		mg/L	0.0050	0.0017	0.5	391320	12/30/25	12/31/25	JAK
Method: SM 4500-S2-D Prep Method: METHOD										
Sulfide	ND		mg/L	0.10		1	391121	12/26/25	12/26/25	TXC
Method: SM 5310B Prep Method: SM 5310B										
Total Organic Carbon	28		mg/L	1.0	0.49	1	391156	12/28/25	12/28/25	BDR
Method: SM 9221B Prep Method: METHOD										
Coliform, Total	>1,600		MPN/100ml	1.8		1	391012	12/24/25 12:53	12/26/25 12:21	BPH
Method: SM 9221F										
Coliform, E. Coli	>1,600		MPN/100ml	1.8		1	391012	12/24/25 12:53	12/26/25 12:21	BPH
Method: SM2130B										
Turbidity	2,300		NTU	0.80	0.50	4	391026	12/24/25 19:41	12/24/25 19:41	CDR
Method: SM2320B Prep Method: METHOD										
Bicarbonate	110		mg/L	6.0		2.5	391081	12/26/25	12/26/25	WWC
Alkalinity, Total as CaCO3	91		mg/L	5.0		2.5	391081	12/26/25	12/26/25	WWC
Method: SM2510B Prep Method: METHOD										
Specific Conductance	540		umhos/cm	1.0		1	391192	12/29/25	12/29/25	CDR
Method: SM2540C Prep Method: METHOD										
Total Dissolved Solids	440		mg/L	20		2	391172	12/29/25	12/31/25	CDR
Method: SM2540D Prep Method: METHOD										
Total Suspended Solids	2,900		mg/L	0.5		1	391097	12/26/25	12/29/25	CKN

Analysis Results for 549730

549730-001 Analyte	Result	Qual	Units	RL	MDL	DF	Batch	Prepared	Analyzed	Chemist
Method: SM5210B Prep Method: METHOD										
Biochemical Oxygen Demand	9.8		mg/L	3.0		1	390990	12/24/25 13:28	12/29/25 16:15	AAB
Method: SM5220D Prep Method: SM 5220D										
Chemical Oxygen Demand	110		mg/L	8.0	3.9	2	391311	12/31/25	12/31/25	ARM

Analysis Results for 549730

Sample ID: SOUTH BASIN - EASTERN INLET	Lab ID: 549730-002 Matrix: Water	Collected: 12/24/25 08:10
--	---	----------------------------------

549730-002 Analyte	Result	Qual	Units	RL	MDL	DF	Batch	Prepared	Analyzed	Chemist
Method: EPA 1664A Prep Method: METHOD										
Total Oil and Grease	1.9	J	mg/L	5.1	0.99	1	391198	12/29/25	12/30/25	JAG
Method: EPA 200.7 Prep Method: EPA 3015A										
Calcium	200		mg/L	0.10	0.0095	1	391061	12/26/25	12/26/25	CAP
Iron	76		mg/L	0.50	0.17	10	391061	12/26/25	12/26/25	CAP
Magnesium	41		mg/L	0.10	0.017	1	391061	12/26/25	12/26/25	CAP
Potassium	32		mg/L	0.50	0.20	1	391061	12/26/25	12/26/25	CAP
Sodium	71		mg/L	0.50	0.017	1	391061	12/26/25	12/26/25	CAP
Method: EPA 200.8 Prep Method: EPA 3015A										
Antimony	1.4	J	ug/L	2.0	0.31	1	390998	12/24/25	12/25/25	KAM
Arsenic	18		ug/L	2.0	0.21	1	390998	12/24/25	12/25/25	KAM
Barium	620		ug/L	50	3.3	10	390998	12/24/25	12/24/25	KAM
Beryllium	2.1		ug/L	1.0	0.062	1	390998	12/24/25	12/25/25	KAM
Boron	250		ug/L	100	60	10	390998	12/24/25	12/24/25	KAM
Cadmium	1.6		ug/L	1.0	0.11	1	390998	12/24/25	12/25/25	KAM
Chromium	40		ug/L	5.0	0.34	1	390998	12/24/25	12/25/25	KAM
Cobalt	24		ug/L	1.0	0.068	1	390998	12/24/25	12/25/25	KAM
Copper	81		ug/L	3.0	0.71	1	390998	12/24/25	12/25/25	KAM
Lead	77		ug/L	5.0	0.16	1	390998	12/24/25	12/25/25	KAM
Manganese	1,100		ug/L	100	17	10	390998	12/24/25	12/26/25	KAM
Nickel	43		ug/L	5.0	1.3	1	390998	12/24/25	12/25/25	KAM
Selenium	2.5	J	ug/L	4.0	1.6	1	390998	12/24/25	12/25/25	KAM
Silver	0.60	J	ug/L	5.0	0.50	1	390998	12/24/25	12/25/25	KAM
Thallium	ND		ug/L	1.0	0.42	1	390998	12/24/25	12/25/25	KAM
Tin	ND		ug/L	5.0	0.33	1	390998	12/24/25	12/25/25	KAM
Vanadium	82		ug/L	5.0	0.26	1	390998	12/24/25	12/25/25	KAM
Zinc	410		ug/L	10	7.4	1	391111	12/26/25	12/27/25	DXC
Method: EPA 245.1 Prep Method: EPA 245.1										
Mercury	0.46		ug/L	0.40	0.032	1	391043	12/26/25	12/26/25	MLL
Method: EPA 300.0 Prep Method: METHOD										
Fluoride	0.22		mg/L	0.20	0.072	1	391008	12/24/25 14:40	12/24/25 23:22	KUM
Chloride	42		mg/L	1.0	0.27	1	391008	12/24/25 14:40	12/24/25 23:22	KUM
Nitrogen, Nitrite	0.10		mg/L	0.10	0.02	1	391008	12/24/25 14:40	12/24/25 23:22	KUM
Bromide	0.076	J	mg/L	0.30	0.060	1	391008	12/24/25 14:40	12/24/25 23:22	KUM
Nitrogen, Nitrate	2.6		mg/L	0.10	0.05	1	391008	12/24/25 14:40	12/24/25 23:22	KUM
Sulfate	260		mg/L	10	2.5	10	391008	12/24/25 14:40	12/24/25 23:42	KUM

Analysis Results for 549730

549730-002 Analyte	Result	Qual	Units	RL	MDL	DF	Batch	Prepared	Analyzed	Chemist
Method: EPA 350.1 Prep Method: METHOD										
Ammonia-N	0.34		mg/L	0.10	0.068	1	391593	01/05/26	01/05/26	JAK
Method: EPA 420.1 Prep Method: METHOD										
Total Phenolics	ND		mg/L	0.010	0.0065	1	391723	01/06/26	01/06/26	LVL
Method: EPA 625.1 Prep Method: EPA 3510C										
a-Terpineol	ND		ug/L	20	4.1	2	391341	12/30/25	01/04/26	ZFA
Pyridine	ND		ug/L	20	5.6	2	391341	12/30/25	01/04/26	MSS
Phenol	ND		ug/L	20	4.2	2	391341	12/30/25	01/04/26	MSS
2-Methylphenol	ND		ug/L	20	6.5	2	391341	12/30/25	01/04/26	MSS
3-,4-Methylphenol	ND		ug/L	20	6.0	2	391341	12/30/25	01/04/26	MSS
Benzoic acid	ND		ug/L	100	22	2	391341	12/30/25	01/04/26	MSS
Naphthalene	ND		ug/L	20	7.2	2	391341	12/30/25	01/04/26	MSS
Cresol	ND		ug/L	20		2	391341	12/30/25	01/04/26	MSS
Method: EPA 8081A Prep Method: EPA 3510C										
alpha-BHC	ND		ug/L	0.05	0.01	0.94	391164	12/28/25	01/02/26	KMB
beta-BHC	ND		ug/L	0.05	0.009	0.94	391164	12/28/25	01/02/26	KMB
gamma-BHC	ND		ug/L	0.05	0.008	0.94	391164	12/28/25	01/02/26	KMB
delta-BHC	ND		ug/L	0.05	0.008	0.94	391164	12/28/25	01/02/26	KMB
Heptachlor	ND		ug/L	0.05	0.02	0.94	391164	12/28/25	01/02/26	KMB
Aldrin	ND		ug/L	0.05	0.02	0.94	391164	12/28/25	01/02/26	KMB
Heptachlor epoxide	ND		ug/L	0.05	0.01	0.94	391164	12/28/25	01/02/26	KMB
Endosulfan I	ND		ug/L	0.05	0.01	0.94	391164	12/28/25	01/02/26	KMB
Dieldrin	ND		ug/L	0.09	0.01	0.94	391164	12/28/25	01/02/26	KMB
4,4'-DDE	ND		ug/L	0.09	0.02	0.94	391164	12/28/25	01/02/26	KMB
Endrin	ND		ug/L	0.09	0.01	0.94	391164	12/28/25	01/02/26	KMB
Endosulfan II	ND		ug/L	0.09	0.01	0.94	391164	12/28/25	01/02/26	KMB
Endosulfan sulfate	ND		ug/L	0.09	0.01	0.94	391164	12/28/25	01/02/26	KMB
4,4'-DDD	ND		ug/L	0.09	0.02	0.94	391164	12/28/25	01/02/26	KMB
Endrin aldehyde	ND		ug/L	0.09	0.02	0.94	391164	12/28/25	01/02/26	KMB
Endrin ketone	ND		ug/L	0.09	0.02	0.94	391164	12/28/25	01/02/26	KMB
4,4'-DDT	ND		ug/L	0.09	0.03	0.94	391164	12/28/25	01/02/26	KMB
Methoxychlor	ND		ug/L	0.09	0.02	0.94	391164	12/28/25	01/02/26	KMB
Toxaphene	ND		ug/L	1.9	0.5	0.94	391164	12/28/25	01/02/26	KMB
Chlordane (Technical)	ND		ug/L	0.9	0.2	0.94	391164	12/28/25	01/02/26	KMB
Surrogates				Limits						
TCMX	79%		%REC	29-120		0.94	391164	12/28/25	01/02/26	KMB
Decachlorobiphenyl	87%		%REC	33-132		0.94	391164	12/28/25	01/02/26	KMB
Method: EPA 8082 Prep Method: EPA 3510C										
Aroclor-1016	ND		ug/L	0.47	0.28	0.94	391164	12/28/25	01/02/26	KMB
Aroclor-1221	ND		ug/L	0.47	0.33	0.94	391164	12/28/25	01/02/26	KMB
Aroclor-1232	ND		ug/L	0.47	0.30	0.94	391164	12/28/25	01/02/26	KMB
Aroclor-1242	ND		ug/L	0.47	0.39	0.94	391164	12/28/25	01/02/26	KMB
Aroclor-1248	ND		ug/L	0.47	0.22	0.94	391164	12/28/25	01/02/26	KMB
Aroclor-1254	ND		ug/L	0.47	0.33	0.94	391164	12/28/25	01/02/26	KMB
Aroclor-1260	ND		ug/L	0.47	0.31	0.94	391164	12/28/25	01/02/26	KMB
Aroclor-1262	ND		ug/L	0.47	0.38	0.94	391164	12/28/25	01/02/26	KMB

Analysis Results for 549730

549730-002 Analyte	Result	Qual	Units	RL	MDL	DF	Batch	Prepared	Analyzed	Chemist
Aroclor-1268	ND		ug/L	0.47	0.33	0.94	391164	12/28/25	01/02/26	KMB
Surrogates				Limits						
Decachlorobiphenyl (PCB)	77%		%REC	28-138		0.94	391164	12/28/25	01/02/26	KMB
Method: EPA 8260B										
Prep Method: EPA 5030B										
Carbon Disulfide	ND		ug/L	5.0	0.1	1	391133	12/27/25	12/27/25	LYZ
Chloroprene	ND		ug/L	200	0.4	1	391133	12/27/25	12/27/25	LYZ
3-Chloropropene	ND		ug/L	5.0	0.3	1	391133	12/27/25	12/27/25	LYZ
Ethyl methacrylate	ND		ug/L	50	2.1	1	391133	12/27/25	12/27/25	LYZ
Ethanol	ND		ug/L	500	110	1	391133	12/27/25	12/27/25	LYZ
2-Hexanone	ND		ug/L	5.0	1.1	1	391133	12/27/25	12/27/25	LYZ
Isopropanol (IPA)	ND		ug/L	200	52	1	391133	12/27/25	12/27/25	LYZ
Methyl acrylonitrile	ND		ug/L	35	3.7	1	391133	12/27/25	12/27/25	LYZ
Vinyl Acetate	ND		ug/L	50	15	1	391133	12/27/25	12/27/25	LYZ
Acrolein	ND		ug/L	200	2.7	1	391133	12/27/25	12/27/25	LYZ
Acrylonitrile	ND		ug/L	10	0.7	1	391133	12/27/25	12/27/25	LYZ
Freon 12	ND		ug/L	5.0	0.08	1	391133	12/27/25	12/27/25	LYZ
Chloromethane	ND		ug/L	5.0	0.09	1	391133	12/27/25	12/27/25	LYZ
Vinyl Chloride	ND		ug/L	5.0	0.06	1	391133	12/27/25	12/27/25	LYZ
Bromomethane	ND		ug/L	5.0	0.1	1	391133	12/27/25	12/27/25	LYZ
Chloroethane	ND		ug/L	5.0	0.1	1	391133	12/27/25	12/27/25	LYZ
Trichlorofluoromethane	ND		ug/L	5.0	0.05	1	391133	12/27/25	12/27/25	LYZ
Iodomethane	ND		ug/L	5.0		1	391133	12/27/25	12/27/25	LYZ
Acetone	ND		ug/L	100	5.0	1	391133	12/27/25	12/27/25	LYZ
Freon 113	ND		ug/L	5.0	0.1	1	391133	12/27/25	12/27/25	LYZ
1,1-Dichloroethene	ND		ug/L	5.0	0.09	1	391133	12/27/25	12/27/25	LYZ
Methylene Chloride	ND		ug/L	10	0.2	1	391133	12/27/25	12/27/25	LYZ
MTBE	ND		ug/L	5.0	0.08	1	391133	12/27/25	12/27/25	LYZ
trans-1,2-Dichloroethene	ND		ug/L	5.0	0.1	1	391133	12/27/25	12/27/25	LYZ
1,1-Dichloroethane	ND		ug/L	5.0	0.06	1	391133	12/27/25	12/27/25	LYZ
2-Butanone	ND		ug/L	10	1.5	1	391133	12/27/25	12/27/25	LYZ
cis-1,2-Dichloroethene	ND		ug/L	5.0	0.06	1	391133	12/27/25	12/27/25	LYZ
2,2-Dichloropropane	ND		ug/L	5.0	0.1	1	391133	12/27/25	12/27/25	LYZ
Chloroform	ND		ug/L	5.0	0.08	1	391133	12/27/25	12/27/25	LYZ
Bromochloromethane	ND		ug/L	5.0	0.2	1	391133	12/27/25	12/27/25	LYZ
1,1,1-Trichloroethane	ND		ug/L	5.0	0.07	1	391133	12/27/25	12/27/25	LYZ
1,1-Dichloropropene	ND		ug/L	5.0	0.07	1	391133	12/27/25	12/27/25	LYZ
Carbon Tetrachloride	ND		ug/L	5.0	0.07	1	391133	12/27/25	12/27/25	LYZ
1,2-Dichloroethane	ND		ug/L	5.0	0.1	1	391133	12/27/25	12/27/25	LYZ
Benzene	ND		ug/L	1.0	0.03	1	391133	12/27/25	12/27/25	LYZ
Trichloroethene	ND		ug/L	5.0	0.05	1	391133	12/27/25	12/27/25	LYZ
1,2-Dichloropropane	ND		ug/L	5.0	0.1	1	391133	12/27/25	12/27/25	LYZ
Bromodichloromethane	ND		ug/L	5.0	0.09	1	391133	12/27/25	12/27/25	LYZ
Dibromomethane	ND		ug/L	5.0	0.1	1	391133	12/27/25	12/27/25	LYZ
4-Methyl-2-Pentanone	ND		ug/L	5.0	1.0	1	391133	12/27/25	12/27/25	LYZ
cis-1,3-Dichloropropene	ND		ug/L	5.0	0.06	1	391133	12/27/25	12/27/25	LYZ
Toluene	ND		ug/L	5.0	0.06	1	391133	12/27/25	12/27/25	LYZ
trans-1,3-Dichloropropene	ND		ug/L	5.0	0.08	1	391133	12/27/25	12/27/25	LYZ
1,1,2-Trichloroethane	ND		ug/L	5.0	0.2	1	391133	12/27/25	12/27/25	LYZ
1,3-Dichloropropane	ND		ug/L	5.0	0.1	1	391133	12/27/25	12/27/25	LYZ
Tetrachloroethene	ND		ug/L	5.0	0.1	1	391133	12/27/25	12/27/25	LYZ
Dibromochloromethane	ND		ug/L	5.0	0.09	1	391133	12/27/25	12/27/25	LYZ

Analysis Results for 549730

549730-002 Analyte	Result	Qual	Units	RL	MDL	DF	Batch	Prepared	Analyzed	Chemist
1,2-Dibromoethane	ND		ug/L	5.0	0.1	1	391133	12/27/25	12/27/25	LYZ
Chlorobenzene	ND		ug/L	5.0	0.09	1	391133	12/27/25	12/27/25	LYZ
1,1,1,2-Tetrachloroethane	ND		ug/L	5.0	0.1	1	391133	12/27/25	12/27/25	LYZ
Ethylbenzene	ND		ug/L	5.0	0.09	1	391133	12/27/25	12/27/25	LYZ
m,p-Xylenes	ND		ug/L	5.0	0.1	1	391133	12/27/25	12/27/25	LYZ
o-Xylene	ND		ug/L	5.0	0.06	1	391133	12/27/25	12/27/25	LYZ
Styrene	ND		ug/L	5.0	0.09	1	391133	12/27/25	12/27/25	LYZ
Bromoform	ND		ug/L	5.0	0.07	1	391133	12/27/25	12/27/25	LYZ
Isopropylbenzene	ND		ug/L	5.0	0.05	1	391133	12/27/25	12/27/25	LYZ
1,1,2,2-Tetrachloroethane	ND		ug/L	5.0	0.07	1	391133	12/27/25	12/27/25	LYZ
1,2,3-Trichloropropane	ND		ug/L	5.0	0.1	1	391133	12/27/25	12/27/25	LYZ
Propylbenzene	ND		ug/L	5.0	0.07	1	391133	12/27/25	12/27/25	LYZ
Bromobenzene	ND		ug/L	5.0	0.03	1	391133	12/27/25	12/27/25	LYZ
1,3,5-Trimethylbenzene	ND		ug/L	5.0	0.06	1	391133	12/27/25	12/27/25	LYZ
2-Chlorotoluene	ND		ug/L	5.0	0.05	1	391133	12/27/25	12/27/25	LYZ
4-Chlorotoluene	ND		ug/L	5.0	0.06	1	391133	12/27/25	12/27/25	LYZ
tert-Butylbenzene	ND		ug/L	5.0	0.03	1	391133	12/27/25	12/27/25	LYZ
1,2,4-Trimethylbenzene	ND		ug/L	5.0	0.03	1	391133	12/27/25	12/27/25	LYZ
sec-Butylbenzene	ND		ug/L	5.0	0.06	1	391133	12/27/25	12/27/25	LYZ
para-Isopropyl Toluene	ND		ug/L	5.0	0.07	1	391133	12/27/25	12/27/25	LYZ
1,3-Dichlorobenzene	ND		ug/L	5.0	0.06	1	391133	12/27/25	12/27/25	LYZ
1,4-Dichlorobenzene	ND		ug/L	5.0	0.09	1	391133	12/27/25	12/27/25	LYZ
n-Butylbenzene	ND		ug/L	5.0	0.06	1	391133	12/27/25	12/27/25	LYZ
1,2-Dichlorobenzene	ND		ug/L	5.0	0.09	1	391133	12/27/25	12/27/25	LYZ
1,2-Dibromo-3-Chloropropane	ND		ug/L	5.0	0.5	1	391133	12/27/25	12/27/25	LYZ
1,2,4-Trichlorobenzene	ND		ug/L	5.0	0.07	1	391133	12/27/25	12/27/25	LYZ
Hexachlorobutadiene	ND		ug/L	5.0	0.2	1	391133	12/27/25	12/27/25	LYZ
1,2,3-Trichlorobenzene	ND		ug/L	5.0	0.08	1	391133	12/27/25	12/27/25	LYZ
cis-1,4-Dichloro-2-butene	ND		ug/L	5.0	0.4	1	391133	12/27/25	12/27/25	LYZ
trans-1,4-Dichloro-2-butene	ND		ug/L	5.0	0.4	1	391133	12/27/25	12/27/25	LYZ
Xylene (total)	ND		ug/L	5.0		1	391133	12/27/25	12/27/25	LYZ
Surrogates				Limits						
Dibromofluoromethane	96%		%REC	70-130		1	391133	12/27/25	12/27/25	LYZ
1,2-Dichloroethane-d4	99%		%REC	70-130		1	391133	12/27/25	12/27/25	LYZ
Toluene-d8	101%		%REC	70-130		1	391133	12/27/25	12/27/25	LYZ
Bromofluorobenzene	99%		%REC	70-130		1	391133	12/27/25	12/27/25	LYZ
Method: EPA 8270C-SIM Prep Method: EPA 3535										
1,4-Dioxane	ND		ug/L	1.0	0.87	1	391062	12/26/25	12/29/25	TJW
Surrogates				Limits						
1,4-Dioxane-d8 (SUR)	96%		%REC	80-120		1	391062	12/26/25	12/29/25	TJW
Method: EPA 8270C Prep Method: EPA 3510C										
Carbazole	ND		ug/L	20	5.5	2	391341	12/30/25	01/04/26	MSS
N-Nitrosodimethylamine	ND		ug/L	20	5.8	2	391341	12/30/25	01/04/26	MSS
Aniline	ND		ug/L	20	5.7	2	391341	12/30/25	01/04/26	MSS
bis(2-Chloroethyl)ether	ND		ug/L	50	7.4	2	391341	12/30/25	01/04/26	MSS
2-Chlorophenol	ND		ug/L	20	7.2	2	391341	12/30/25	01/04/26	MSS
1,3-Dichlorobenzene	ND		ug/L	20	6.5	2	391341	12/30/25	01/04/26	MSS
1,4-Dichlorobenzene	ND		ug/L	20	6.8	2	391341	12/30/25	01/04/26	MSS

Analysis Results for 549730

549730-002 Analyte	Result	Qual	Units	RL	MDL	DF	Batch	Prepared	Analyzed	Chemist
Benzyl alcohol	ND		ug/L	50	12	2	391341	12/30/25	01/04/26	MSS
1,2-Dichlorobenzene	ND		ug/L	20	6.7	2	391341	12/30/25	01/04/26	MSS
bis(2-Chloroisopropyl) ether	ND		ug/L	20	7.7	2	391341	12/30/25	01/04/26	MSS
N-Nitroso-di-n-propylamine	ND		ug/L	20	7.7	2	391341	12/30/25	01/04/26	MSS
Hexachloroethane	ND		ug/L	20	6.0	2	391341	12/30/25	01/04/26	MSS
Nitrobenzene	ND		ug/L	50	17	2	391341	12/30/25	01/04/26	MSS
Isophorone	ND		ug/L	20	7.4	2	391341	12/30/25	01/04/26	MSS
2-Nitrophenol	ND		ug/L	20	11	2	391341	12/30/25	01/04/26	MSS
2,4-Dimethylphenol	ND		ug/L	20	6.5	2	391341	12/30/25	01/04/26	MSS
bis(2-Chloroethoxy)methane	ND		ug/L	20	7.3	2	391341	12/30/25	01/04/26	MSS
2,4-Dichlorophenol	ND		ug/L	20	7.4	2	391341	12/30/25	01/04/26	MSS
1,2,4-Trichlorobenzene	ND		ug/L	20	6.9	2	391341	12/30/25	01/04/26	MSS
4-Chloroaniline	ND		ug/L	20	6.2	2	391341	12/30/25	01/04/26	MSS
Hexachlorobutadiene	ND		ug/L	20	4.4	2	391341	12/30/25	01/04/26	MSS
4-Chloro-3-methylphenol	ND		ug/L	20	7.2	2	391341	12/30/25	01/04/26	MSS
2-Methylnaphthalene	ND		ug/L	20	6.7	2	391341	12/30/25	01/04/26	MSS
Hexachlorocyclopentadiene	ND		ug/L	50	16	2	391341	12/30/25	01/04/26	MSS
2,4,6-Trichlorophenol	ND		ug/L	20	8.1	2	391341	12/30/25	01/04/26	MSS
2,4,5-Trichlorophenol	ND		ug/L	20	7.4	2	391341	12/30/25	01/04/26	MSS
2-Chloronaphthalene	ND		ug/L	20	6.8	2	391341	12/30/25	01/04/26	MSS
2-Nitroaniline	ND		ug/L	100	8.7	2	391341	12/30/25	01/04/26	MSS
Dimethylphthalate	ND		ug/L	20	6.9	2	391341	12/30/25	01/04/26	MSS
Acenaphthylene	ND		ug/L	20	7.7	2	391341	12/30/25	01/04/26	MSS
2,6-Dinitrotoluene	ND		ug/L	20	8.9	2	391341	12/30/25	01/04/26	MSS
3-Nitroaniline	ND		ug/L	20	8.0	2	391341	12/30/25	01/04/26	MSS
Acenaphthene	ND		ug/L	20	6.5	2	391341	12/30/25	01/04/26	MSS
2,4-Dinitrophenol	ND		ug/L	100	30	2	391341	12/30/25	01/04/26	MSS
4-Nitrophenol	ND		ug/L	20	17	2	391341	12/30/25	01/04/26	MSS
Dibenzofuran	ND		ug/L	20	6.4	2	391341	12/30/25	01/04/26	MSS
2,4-Dinitrotoluene	ND		ug/L	20	8.5	2	391341	12/30/25	01/04/26	MSS
Diethylphthalate	ND		ug/L	20	5.8	2	391341	12/30/25	01/04/26	MSS
Fluorene	ND		ug/L	20	6.2	2	391341	12/30/25	01/04/26	MSS
4-Chlorophenyl-phenylether	ND		ug/L	20	6.1	2	391341	12/30/25	01/04/26	MSS
4-Nitroaniline	ND		ug/L	20	6.7	2	391341	12/30/25	01/04/26	MSS
4,6-Dinitro-2-methylphenol	ND		ug/L	100	34	2	391341	12/30/25	01/04/26	MSS
N-Nitrosodiphenylamine	ND		ug/L	20	7.9	2	391341	12/30/25	01/04/26	MSS
1,2-diphenylhydrazine (as azobenzene)	ND		ug/L	20	5.8	2	391341	12/30/25	01/04/26	MSS
4-Bromophenyl-phenylether	ND		ug/L	20	6.6	2	391341	12/30/25	01/04/26	MSS
Hexachlorobenzene	ND		ug/L	20	6.1	2	391341	12/30/25	01/04/26	MSS
Pentachlorophenol	ND		ug/L	50	11	2	391341	12/30/25	01/04/26	MSS
Phenanthrene	ND		ug/L	20	5.8	2	391341	12/30/25	01/04/26	MSS
Anthracene	ND		ug/L	20	5.6	2	391341	12/30/25	01/04/26	MSS
Di-n-butylphthalate	ND		ug/L	20	6.0	2	391341	12/30/25	01/04/26	MSS
Fluoranthene	ND		ug/L	20	5.6	2	391341	12/30/25	01/04/26	MSS
Benzidine	ND		ug/L	100	37	2	391341	12/30/25	01/04/26	MSS
Pyrene	ND		ug/L	20	5.4	2	391341	12/30/25	01/04/26	MSS
Butylbenzylphthalate	ND		ug/L	20	7.3	2	391341	12/30/25	01/04/26	MSS
3,3'-Dichlorobenzidine	ND		ug/L	50	10	2	391341	12/30/25	01/04/26	MSS
Benzo(a)anthracene	ND		ug/L	20	4.8	2	391341	12/30/25	01/04/26	MSS
Chrysene	ND		ug/L	20	4.9	2	391341	12/30/25	01/04/26	MSS
bis(2-Ethylhexyl)phthalate	ND		ug/L	20	6.6	2	391341	12/30/25	01/04/26	MSS

Analysis Results for 549730

549730-002 Analyte	Result	Qual	Units	RL	MDL	DF	Batch	Prepared	Analyzed	Chemist
Di-n-octylphthalate	ND		ug/L	20	9.4	2	391341	12/30/25	01/04/26	MSS
Benzo(b)fluoranthene	ND		ug/L	20	6.0	2	391341	12/30/25	01/04/26	MSS
Benzo(k)fluoranthene	ND		ug/L	20	6.2	2	391341	12/30/25	01/04/26	MSS
Benzo(a)pyrene	ND		ug/L	20	6.3	2	391341	12/30/25	01/04/26	MSS
Indeno(1,2,3-cd)pyrene	ND		ug/L	20	8.5	2	391341	12/30/25	01/04/26	MSS
Dibenz(a,h)anthracene	ND		ug/L	20	8.3	2	391341	12/30/25	01/04/26	MSS
Benzo(g,h,i)perylene	ND		ug/L	20	8.2	2	391341	12/30/25	01/04/26	MSS
Surrogates				Limits						
2-Fluorophenol	37%		%REC	15-120		2	391341	12/30/25	01/04/26	MSS
Phenol-d6	29%		%REC	15-120		2	391341	12/30/25	01/04/26	MSS
2,4,6-Tribromophenol	85%		%REC	15-140		2	391341	12/30/25	01/04/26	MSS
Nitrobenzene-d5	53%		%REC	15-123		2	391341	12/30/25	01/04/26	MSS
2-Fluorobiphenyl	53%		%REC	15-120		2	391341	12/30/25	01/04/26	MSS
Terphenyl-d14	76%		%REC	15-120		2	391341	12/30/25	01/04/26	MSS
Method: SM 4500-CN-E Prep Method: METHOD										
Cyanide	ND		mg/L	0.0050	0.0017	0.5	391320	12/30/25	12/31/25	JAK
Method: SM 4500-S2-D Prep Method: METHOD										
Sulfide	ND		mg/L	0.10		1	391121	12/26/25	12/26/25	TXC
Method: SM 5310B Prep Method: SM 5310B										
Total Organic Carbon	39		mg/L	1.0	0.49	1	391156	12/28/25	12/28/25	BDR
Method: SM 9221B Prep Method: METHOD										
Coliform, Total	>1,600		MPN/100ml	1.8		1	391013	12/24/25 13:40	12/26/25 14:04	BPH
Method: SM 9221F										
Coliform, E. Coli	>1,600		MPN/100ml	1.8		1	391013	12/24/25 13:40	12/26/25 14:04	BPH
Method: SM2130B										
Turbidity	2,400		NTU	0.80	0.50	4	391026	12/24/25 19:41	12/24/25 19:41	CDR
Method: SM2320B Prep Method: METHOD										
Bicarbonate	86		mg/L	2.4		1	391081	12/26/25	12/26/25	WWC
Alkalinity, Total as CaCO3	96		mg/L	2.0		1	391081	12/26/25	12/26/25	WWC
Method: SM2510B Prep Method: METHOD										
Specific Conductance	900		umhos/cm	1.0		1	391192	12/29/25	12/29/25	CDR
Method: SM2540C Prep Method: METHOD										
Total Dissolved Solids	810		mg/L	20		2	391172	12/29/25	12/31/25	CDR
Method: SM2540D Prep Method: METHOD										
Total Suspended Solids	1,900		mg/L	0.5		1	391097	12/26/25	12/29/25	CKN
Method: SM5210B Prep Method: METHOD										
Biochemical Oxygen Demand	12		mg/L	3.0		1	390990	12/24/25 13:28	12/29/25 16:15	AAB

Analysis Results for 549730

549730-002 Analyte	Result	Qual	Units	RL	MDL	DF	Batch	Prepared	Analyzed	Chemist
Method: SM5220D										
Prep Method: SM 5220D										
Chemical Oxygen Demand	150		mg/L	8.0	3.9	2	391311	12/31/25	12/31/25	ARM

- > Value exceeds indicated concentration
- J Estimated value
- ND Not Detected

Batch QC

Type: Blank	Lab ID: QC1326378	Batch: 391198
Matrix: Water	Method: EPA 1664A	Prep Method: METHOD

QC1326378 Analyte	Result	Qual	Units	RL	MDL	Prepared	Analyzed
Total Oil and Grease	ND		mg/L	5.0	0.97	12/29/25	12/30/25

Type: Lab Control Sample	Lab ID: QC1326379	Batch: 391198
Matrix: Water	Method: EPA 1664A	Prep Method: METHOD

QC1326379 Analyte	Result	Spiked	Units	Recovery	Qual	Limits
Total Oil and Grease	37.10	40.00	mg/L	93%		78-114

Type: Lab Control Sample Duplicate	Lab ID: QC1326380	Batch: 391198
Matrix: Water	Method: EPA 1664A	Prep Method: METHOD

QC1326380 Analyte	Result	Spiked	Units	Recovery	Qual	Limits	RPD	RPD Lim
Total Oil and Grease	35.90	40.00	mg/L	90%		78-114	3	18

Type: Blank	Lab ID: QC1325777	Batch: 391061
Matrix: Water	Method: EPA 200.7	Prep Method: EPA 3015A

QC1325777 Analyte	Result	Qual	Units	RL	MDL	Prepared	Analyzed
Calcium	ND		mg/L	0.10	0.0095	12/26/25	12/26/25
Iron	ND		mg/L	0.050	0.017	12/26/25	12/26/25
Magnesium	ND		mg/L	0.10	0.017	12/26/25	12/26/25
Potassium	ND		mg/L	0.50	0.20	12/26/25	12/26/25
Sodium	ND		mg/L	0.50	0.017	12/26/25	12/26/25

Type: Lab Control Sample	Lab ID: QC1325778	Batch: 391061
Matrix: Water	Method: EPA 200.7	Prep Method: EPA 3015A

QC1325778 Analyte	Result	Spiked	Units	Recovery	Qual	Limits
Calcium	19.67	20.40	mg/L	96%		85-115
Iron	0.3801	0.4000	mg/L	95%		85-115
Magnesium	20.63	20.40	mg/L	101%		85-115
Potassium	23.56	24.00	mg/L	98%		85-115
Sodium	20.05	20.40	mg/L	98%		85-115

Batch QC

Type: Matrix Spike	Lab ID: QC1325779	Batch: 391061
Matrix (Source ID): Water (549730-001)	Method: EPA 200.7	Prep Method: EPA 3015A

QC1325779 Analyte	Result	Source Sample Result	Spiked	Units	Recovery	Qual	Limits	DF
Calcium	128.1	109.8	20.40	mg/L	90%	NM	75-125	1
Iron	77.68	68.15	0.4000	mg/L	2382%	NM	75-125	10
Magnesium	56.71	34.36	20.40	mg/L	110%		75-125	1
Potassium	55.73	31.63	24.00	mg/L	100%		75-125	1
Sodium	66.06	46.45	20.40	mg/L	96%		75-125	1

Type: Matrix Spike Duplicate	Lab ID: QC1325780	Batch: 391061
Matrix (Source ID): Water (549730-001)	Method: EPA 200.7	Prep Method: EPA 3015A

QC1325780 Analyte	Result	Source Sample Result	Spiked	Units	Recovery	Qual	Limits	RPD	RPD Lim	DF
Calcium	129.1	109.8	20.40	mg/L	95%	NM	75-125	1	20	1
Iron	86.84	68.15	0.4000	mg/L	4670%	NM	75-125	11	20	10
Magnesium	59.64	34.36	20.40	mg/L	124%		75-125	5	20	1
Potassium	57.68	31.63	24.00	mg/L	109%		75-125	3	20	1
Sodium	67.02	46.45	20.40	mg/L	101%		75-125	1	20	1

Type: Serial Dilution	Lab ID: QC1325842	Batch: 391061
Matrix (Source ID): Water (549730-001)	Method: EPA 200.7	Prep Method: EPA 3015A

QC1325842 Analyte	Result	Source Sample Result	Units	Qual	RPD	RPD Lim	DF
Calcium	115.4	109.8	mg/L				5
Iron	69.67	68.15	mg/L				50
Magnesium	36.21	34.36	mg/L				5
Potassium	31.55	31.63	mg/L				5
Sodium	47.70	46.45	mg/L				5

Batch QC

Type: Blank	Lab ID: QC1325533	Batch: 390998
Matrix: Water	Method: EPA 200.8	Prep Method: EPA 3015A

QC1325533 Analyte	Result	Qual	Units	RL	MDL	Prepared	Analyzed
Antimony	ND		ug/L	2.0	0.31	12/24/25	12/26/25
Arsenic	ND		ug/L	2.0	0.21	12/24/25	12/26/25
Barium	ND		ug/L	5.0	0.33	12/24/25	12/24/25
Beryllium	ND		ug/L	1.0	0.062	12/24/25	12/24/25
Boron	11		ug/L	10	6.0	12/24/25	12/24/25
Cadmium	ND		ug/L	1.0	0.11	12/24/25	12/24/25
Chromium	ND		ug/L	5.0	0.34	12/24/25	12/26/25
Cobalt	ND		ug/L	1.0	0.068	12/24/25	12/26/25
Copper	ND		ug/L	3.0	0.71	12/24/25	12/26/25
Lead	ND		ug/L	5.0	0.16	12/24/25	12/24/25
Manganese	ND		ug/L	10	1.7	12/24/25	12/26/25
Nickel	ND		ug/L	5.0	1.3	12/24/25	12/26/25
Selenium	ND		ug/L	2.0	1.6	12/24/25	12/26/25
Silver	ND		ug/L	5.0	0.50	12/24/25	12/24/25
Thallium	ND		ug/L	1.0	0.42	12/24/25	12/24/25
Tin	0.35	J	ug/L	5.0	0.33	12/24/25	12/26/25
Vanadium	ND		ug/L	5.0	0.26	12/24/25	12/26/25

Type: Lab Control Sample	Lab ID: QC1325534	Batch: 390998
Matrix: Water	Method: EPA 200.8	Prep Method: EPA 3015A

QC1325534 Analyte	Result	Spiked	Units	Recovery	Qual	Limits
Antimony	108.2	100.0	ug/L	108%		85-115
Arsenic	98.46	100.0	ug/L	98%		85-115
Barium	99.34	100.0	ug/L	99%		85-115
Beryllium	99.23	100.0	ug/L	99%		85-115
Boron	87.32	100.0	ug/L	87%		85-115
Cadmium	97.48	100.0	ug/L	97%		85-115
Chromium	94.76	100.0	ug/L	95%		85-115
Cobalt	97.40	100.0	ug/L	97%		85-115
Copper	96.11	100.0	ug/L	96%		85-115
Lead	99.62	100.0	ug/L	100%		85-115
Manganese	98.96	100.0	ug/L	99%		85-115
Nickel	96.76	100.0	ug/L	97%		85-115
Selenium	101.0	100.0	ug/L	101%		85-115
Silver	49.57	50.00	ug/L	99%		85-115
Thallium	99.37	100.0	ug/L	99%		85-115
Tin	98.14	100.0	ug/L	98%		85-115
Vanadium	95.49	100.0	ug/L	95%		85-115

Batch QC

Type: Matrix Spike	Lab ID: QC1325535	Batch: 390998
Matrix (Source ID): Water (549710-002)	Method: EPA 200.8	Prep Method: EPA 3015A

QC1325535 Analyte	Result	Source Sample Result	Spiked	Units	Recovery	Qual	Limits	DF
Antimony	108.3	0.9380	100.0	ug/L	107%		70-130	10
Arsenic	103.9	ND	100.0	ug/L	104%		70-130	10
Barium	107.6	9.618	100.0	ug/L	98%		70-130	10
Beryllium	99.78	ND	100.0	ug/L	100%		70-130	10
Boron	139.4	13.55	100.0	ug/L	126%		70-130	10
Cadmium	98.07	ND	100.0	ug/L	98%		70-130	10
Chromium	104.3	ND	100.0	ug/L	104%		70-130	10
Cobalt	102.6	0.3000	100.0	ug/L	102%		70-130	10
Copper	117.1	12.80	100.0	ug/L	104%		70-130	10
Lead	99.89	1.333	100.0	ug/L	99%		70-130	10
Manganese	107.5	5.140	100.0	ug/L	102%		70-130	10
Nickel	105.1	ND	100.0	ug/L	105%		70-130	10
Selenium	87.47	ND	100.0	ug/L	87%		70-130	10
Silver	51.18	ND	50.00	ug/L	102%		70-130	10
Thallium	97.26	ND	100.0	ug/L	97%		70-130	10
Tin	100.7	0.8240	100.0	ug/L	100%		70-130	10
Vanadium	98.58	ND	100.0	ug/L	99%		70-130	10

Type: Matrix Spike Duplicate	Lab ID: QC1325536	Batch: 390998
Matrix (Source ID): Water (549710-002)	Method: EPA 200.8	Prep Method: EPA 3015A

QC1325536 Analyte	Result	Source Sample Result	Spiked	Units	Recovery	Qual	Limits	RPD	RPD Lim	DF
Antimony	107.9	0.9380	100.0	ug/L	107%		70-130	0	20	10
Arsenic	103.9	ND	100.0	ug/L	104%		70-130	0	20	10
Barium	110.2	9.618	100.0	ug/L	101%		70-130	2	20	10
Beryllium	98.90	ND	100.0	ug/L	99%		70-130	1	20	10
Boron	135.5	13.55	100.0	ug/L	122%		70-130	3	20	10
Cadmium	95.67	ND	100.0	ug/L	96%		70-130	2	20	10
Chromium	99.54	ND	100.0	ug/L	100%		70-130	5	20	10
Cobalt	103.8	0.3000	100.0	ug/L	104%		70-130	1	20	10
Copper	118.1	12.80	100.0	ug/L	105%		70-130	1	20	10
Lead	102.2	1.333	100.0	ug/L	101%		70-130	2	20	10
Manganese	107.4	5.140	100.0	ug/L	102%		70-130	0	20	10
Nickel	104.6	ND	100.0	ug/L	105%		70-130	0	20	10
Selenium	87.51	ND	100.0	ug/L	88%		70-130	0	20	10
Silver	50.64	ND	50.00	ug/L	101%		70-130	1	20	10
Thallium	95.51	ND	100.0	ug/L	96%		70-130	2	20	10
Tin	100.2	0.8240	100.0	ug/L	99%		70-130	0	20	10
Vanadium	98.79	ND	100.0	ug/L	99%		70-130	0	20	10

Batch QC

Type: Matrix Spike	Lab ID: QC1325537	Batch: 390998
Matrix (Source ID): Water (549712-001)	Method: EPA 200.8	Prep Method: EPA 3015A

QC1325537 Analyte	Result	Source Sample Result	Spiked	Units	Recovery	Qual	Limits	DF
Antimony	105.7	1.349	100.0	ug/L	104%		70-130	10
Arsenic	103.4	1.747	100.0	ug/L	102%		70-130	10
Barium	118.2	14.32	100.0	ug/L	104%		70-130	10
Beryllium	97.90	ND	100.0	ug/L	98%		70-130	10
Boron	163.9	58.10	100.0	ug/L	106%		70-130	10
Cadmium	100.4	ND	100.0	ug/L	100%		70-130	10
Chromium	102.3	0.8840	100.0	ug/L	101%		70-130	10
Cobalt	105.2	0.4970	100.0	ug/L	105%		70-130	10
Copper	126.5	20.74	100.0	ug/L	106%		70-130	10
Lead	103.2	1.816	100.0	ug/L	101%		70-130	10
Manganese	153.2	48.03	100.0	ug/L	105%		70-130	10
Nickel	105.8	2.049	100.0	ug/L	104%		70-130	10
Selenium	94.11	ND	100.0	ug/L	94%		70-130	10
Silver	50.89	ND	50.00	ug/L	102%		70-130	10
Thallium	101.1	ND	100.0	ug/L	101%		70-130	10
Tin	97.86	0.5800	100.0	ug/L	97%		70-130	10
Vanadium	101.8	3.842	100.0	ug/L	98%		70-130	10

Type: Matrix Spike Duplicate	Lab ID: QC1325538	Batch: 390998
Matrix (Source ID): Water (549712-001)	Method: EPA 200.8	Prep Method: EPA 3015A

QC1325538 Analyte	Result	Source Sample Result	Spiked	Units	Recovery	Qual	Limits	RPD	RPD Lim	DF
Antimony	109.6	1.349	100.0	ug/L	108%		70-130	4	20	10
Arsenic	105.8	1.747	100.0	ug/L	104%		70-130	2	20	10
Barium	120.0	14.32	100.0	ug/L	106%		70-130	1	20	10
Beryllium	98.27	ND	100.0	ug/L	98%		70-130	0	20	10
Boron	169.9	58.10	100.0	ug/L	112%		70-130	4	20	10
Cadmium	96.62	ND	100.0	ug/L	97%		70-130	4	20	10
Chromium	104.4	0.8840	100.0	ug/L	104%		70-130	2	20	10
Cobalt	105.2	0.4970	100.0	ug/L	105%		70-130	0	20	10
Copper	130.3	20.74	100.0	ug/L	110%		70-130	3	20	10
Lead	100.6	1.816	100.0	ug/L	99%		70-130	3	20	10
Manganese	153.5	48.03	100.0	ug/L	105%		70-130	0	20	10
Nickel	107.0	2.049	100.0	ug/L	105%		70-130	1	20	10
Selenium	88.35	ND	100.0	ug/L	88%		70-130	6	20	10
Silver	48.25	ND	50.00	ug/L	97%		70-130	5	20	10
Thallium	94.61	ND	100.0	ug/L	95%		70-130	7	20	10
Tin	97.32	0.5800	100.0	ug/L	97%		70-130	1	20	10
Vanadium	102.5	3.842	100.0	ug/L	99%		70-130	1	20	10

Batch QC

Type: Blank	Lab ID: QC1325956	Batch: 391111
Matrix: Water	Method: EPA 200.8	Prep Method: EPA 3015A

QC1325956 Analyte	Result	Qual	Units	RL	MDL	Prepared	Analyzed
Zinc	ND		ug/L	10	7.4	12/26/25	12/26/25

Type: Lab Control Sample	Lab ID: QC1325957	Batch: 391111
Matrix: Water	Method: EPA 200.8	Prep Method: EPA 3015A

QC1325957 Analyte	Result	Spiked	Units	Recovery	Qual	Limits
Zinc	94.71	100.0	ug/L	95%		85-115

Type: Matrix Spike	Lab ID: QC1325958	Batch: 391111
Matrix (Source ID): Water (549710-003)	Method: EPA 200.8	Prep Method: EPA 3015A

QC1325958 Analyte	Result	Source Sample Result	Spiked	Units	Recovery	Qual	Limits	DF
Zinc	382.6	297.8	100.0	ug/L	85%		70-130	1

Type: Matrix Spike Duplicate	Lab ID: QC1325959	Batch: 391111
Matrix (Source ID): Water (549710-003)	Method: EPA 200.8	Prep Method: EPA 3015A

QC1325959 Analyte	Result	Source Sample Result	Spiked	Units	Recovery	Qual	Limits	RPD	RPD Lim	DF
Zinc	378.0	297.8	100.0	ug/L	80%		70-130	1	20	1

Type: Matrix Spike	Lab ID: QC1325960	Batch: 391111
Matrix (Source ID): Water (549710-004)	Method: EPA 200.8	Prep Method: EPA 3015A

QC1325960 Analyte	Result	Source Sample Result	Spiked	Units	Recovery	Qual	Limits	DF
Zinc	342.9	246.2	100.0	ug/L	97%		70-130	1

Type: Matrix Spike Duplicate	Lab ID: QC1325961	Batch: 391111
Matrix (Source ID): Water (549710-004)	Method: EPA 200.8	Prep Method: EPA 3015A

QC1325961 Analyte	Result	Source Sample Result	Spiked	Units	Recovery	Qual	Limits	RPD	RPD Lim	DF
Zinc	339.3	246.2	100.0	ug/L	93%		70-130	1	20	1

Type: Blank	Lab ID: QC1325708	Batch: 391043
Matrix: Water	Method: EPA 245.1	Prep Method: EPA 245.1

QC1325708 Analyte	Result	Qual	Units	RL	MDL	Prepared	Analyzed
Mercury	ND		ug/L	0.40	0.032	12/26/25	12/26/25

Batch QC

Type: Lab Control Sample	Lab ID: QC1325709	Batch: 391043
Matrix: Water	Method: EPA 245.1	Prep Method: EPA 245.1

QC1325709 Analyte	Result	Spiked	Units	Recovery	Qual	Limits
Mercury	5.001	5.000	ug/L	100%		85-115

Type: Matrix Spike	Lab ID: QC1325710	Batch: 391043
Matrix (Source ID): Water (549669-007)	Method: EPA 245.1	Prep Method: EPA 245.1

QC1325710 Analyte	Result	Source Sample Result	Spiked	Units	Recovery	Qual	Limits	DF
Mercury	4.260	0.04522	5.000	ug/L	84%		75-125	1

Type: Matrix Spike Duplicate	Lab ID: QC1325711	Batch: 391043
Matrix (Source ID): Water (549669-007)	Method: EPA 245.1	Prep Method: EPA 245.1

QC1325711 Analyte	Result	Source Sample Result	Spiked	Units	Recovery	Qual	Limits	RPD	RPD Lim	DF
Mercury	4.663	0.04522	5.000	ug/L	92%		75-125	9	20	1

Type: Matrix Spike	Lab ID: QC1325712	Batch: 391043
Matrix (Source ID): Water (549764-002)	Method: EPA 245.1	Prep Method: EPA 245.1

QC1325712 Analyte	Result	Source Sample Result	Spiked	Units	Recovery	Qual	Limits	DF
Mercury	969.7	ND	1000	ug/L	97%		75-125	200

Type: Matrix Spike Duplicate	Lab ID: QC1325713	Batch: 391043
Matrix (Source ID): Water (549764-002)	Method: EPA 245.1	Prep Method: EPA 245.1

QC1325713 Analyte	Result	Source Sample Result	Spiked	Units	Recovery	Qual	Limits	RPD	RPD Lim	DF
Mercury	888.3	ND	1000	ug/L	89%		75-125	9	20	200

Type: Blank	Lab ID: QC1325582	Batch: 391008
Matrix: Water	Method: EPA 300.0	Prep Method: METHOD

QC1325582 Analyte	Result	Qual	Units	RL	MDL	Prepared	Analyzed
Fluoride	ND		mg/L	0.20	0.072	12/24/25 14:40	12/24/25 14:45
Chloride	ND		mg/L	1.0	0.27	12/24/25 14:40	12/24/25 14:45
Nitrogen, Nitrite	ND		mg/L	0.10	0.02	12/24/25 14:40	12/24/25 14:45
Bromide	ND		mg/L	0.30	0.060	12/24/25 14:40	12/24/25 14:45
Nitrogen, Nitrate	ND		mg/L	0.10	0.05	12/24/25 14:40	12/24/25 14:45
Sulfate	ND		mg/L	1.0	0.25	12/24/25 14:40	12/24/25 14:45

Batch QC

Type: Lab Control Sample	Lab ID: QC1325583	Batch: 391008
Matrix: Water	Method: EPA 300.0	Prep Method: METHOD

QC1325583 Analyte	Result	Spiked	Units	Recovery	Qual	Limits
Fluoride	9.608	10.00	mg/L	96%		90-110
Chloride	46.84	50.00	mg/L	94%		90-110
Nitrogen, Nitrite	4.576	4.567	mg/L	100%		90-110
Bromide	14.64	15.00	mg/L	98%		90-110
Nitrogen, Nitrate	4.386	4.518	mg/L	97%		90-110
Sulfate	24.83	25.00	mg/L	99%		90-110

Type: Matrix Spike	Lab ID: QC1325586	Batch: 391008
Matrix (Source ID): Water (549746-001)	Method: EPA 300.0	Prep Method: METHOD

QC1325586 Analyte	Result	Source Sample Result	Spiked	Units	Recovery	Qual	Limits	DF
Fluoride	17.53	ND	20.00	mg/L	88%		80-129	1
Chloride	100.7	0.6569	100.0	mg/L	100%		80-123	1
Nitrogen, Nitrite	9.306	ND	9.134	mg/L	102%		80-122	1
Bromide	14.80	ND	15.00	mg/L	99%		80-121	1
Nitrogen, Nitrate	9.532	0.5585	9.036	mg/L	99%		80-123	1
Sulfate	52.37	2.623	50.00	mg/L	99%		79-124	1

Type: Matrix Spike Duplicate	Lab ID: QC1325587	Batch: 391008
Matrix (Source ID): Water (549746-001)	Method: EPA 300.0	Prep Method: METHOD

QC1325587 Analyte	Result	Source Sample Result	Spiked	Units	Recovery	Qual	Limits	RPD	Lim	DF
Fluoride	17.80	ND	20.00	mg/L	89%		80-129	2	21	1
Chloride	101.6	0.6569	100.0	mg/L	101%		80-123	1	20	1
Nitrogen, Nitrite	9.400	ND	9.134	mg/L	103%		80-122	1	21	1
Bromide	14.94	ND	15.00	mg/L	100%		80-121	1	20	1
Nitrogen, Nitrate	9.610	0.5585	9.036	mg/L	100%		80-123	1	20	1
Sulfate	52.65	2.623	50.00	mg/L	100%		79-124	1	20	1

Type: Blank	Lab ID: QC1327674	Batch: 391593
Matrix: Water	Method: EPA 350.1	Prep Method: METHOD

QC1327674 Analyte	Result	Qual	Units	RL	MDL	Prepared	Analyzed
Ammonia-N	ND		mg/L	0.10	0.068	01/05/26	01/05/26

Type: Lab Control Sample	Lab ID: QC1327675	Batch: 391593
Matrix: Water	Method: EPA 350.1	Prep Method: METHOD

QC1327675 Analyte	Result	Spiked	Units	Recovery	Qual	Limits
Ammonia-N	0.9693	1.000	mg/L	97%		90-110

Batch QC

Type: Matrix Spike	Lab ID: QC1327676	Batch: 391593
Matrix (Source ID): Water (549813-002)	Method: EPA 350.1	Prep Method: METHOD

QC1327676 Analyte	Result	Source Sample Result	Spiked	Units	Recovery	Qual	Limits	DF
Ammonia-N	1.046	ND	1.000	mg/L	105%		90-110	1

Type: Matrix Spike Duplicate	Lab ID: QC1327677	Batch: 391593
Matrix (Source ID): Water (549813-002)	Method: EPA 350.1	Prep Method: METHOD

QC1327677 Analyte	Result	Source Sample Result	Spiked	Units	Recovery	Qual	Limits	RPD	RPD Lim	DF
Ammonia-N	1.013	ND	1.000	mg/L	101%		90-110	3	20	1

Type: Matrix Spike	Lab ID: QC1327684	Batch: 391593
Matrix (Source ID): Water (549813-006)	Method: EPA 350.1	Prep Method: METHOD

QC1327684 Analyte	Result	Source Sample Result	Spiked	Units	Recovery	Qual	Limits	DF
Ammonia-N	0.9370	ND	1.000	mg/L	94%		90-110	1

Type: Matrix Spike Duplicate	Lab ID: QC1327685	Batch: 391593
Matrix (Source ID): Water (549813-006)	Method: EPA 350.1	Prep Method: METHOD

QC1327685 Analyte	Result	Source Sample Result	Spiked	Units	Recovery	Qual	Limits	RPD	RPD Lim	DF
Ammonia-N	0.9160	ND	1.000	mg/L	92%		90-110	2	20	1

Type: Blank	Lab ID: QC1328033	Batch: 391723
Matrix: Water	Method: EPA 420.1	Prep Method: METHOD

QC1328033 Analyte	Result	Qual	Units	RL	MDL	Prepared	Analyzed
Total Phenolics	ND		mg/L	0.010	0.0065	01/06/26	01/06/26

Type: Lab Control Sample	Lab ID: QC1328034	Batch: 391723
Matrix: Water	Method: EPA 420.1	Prep Method: METHOD

QC1328034 Analyte	Result	Spiked	Units	Recovery	Qual	Limits
Total Phenolics	0.07800	0.08000	mg/L	98%		80-120

Type: Lab Control Sample Duplicate	Lab ID: QC1328035	Batch: 391723
Matrix: Water	Method: EPA 420.1	Prep Method: METHOD

QC1328035 Analyte	Result	Spiked	Units	Recovery	Qual	Limits	RPD	RPD Lim
Total Phenolics	0.07500	0.08000	mg/L	94%		80-120	4	20

Batch QC

Batch QC

Type: Blank	Lab ID: QC1326760	Batch: 391341
Matrix: Water		

QC1326760 Analyte	Result	Qual	Units	RL	MDL	Prepared	Analyzed
Method: EPA 625.1							
Prep Method: EPA 3510C							
a-Terpineol	ND		ug/L	10	2.1	12/30/25	12/31/25
Pyridine	ND		ug/L	10	2.8	12/30/25	12/31/25
Phenol	ND		ug/L	10	2.1	12/30/25	12/31/25
2-Methylphenol	ND		ug/L	10	3.2	12/30/25	12/31/25
3-,4-Methylphenol	ND		ug/L	10	3.0	12/30/25	12/31/25
Benzoic acid	ND		ug/L	50	11	12/30/25	12/31/25
Naphthalene	ND		ug/L	10	3.6	12/30/25	12/31/25
Cresol	ND		ug/L	10		12/30/25	12/31/25
Method: EPA 8270C							
Prep Method: EPA 3510C							
Carbazole	ND		ug/L	10	2.8	12/30/25	12/31/25
N-Nitrosodimethylamine	ND		ug/L	10	2.9	12/30/25	12/31/25
Aniline	ND		ug/L	10	2.8	12/30/25	12/31/25
bis(2-Chloroethyl)ether	ND		ug/L	25	3.7	12/30/25	12/31/25
2-Chlorophenol	ND		ug/L	10	3.6	12/30/25	12/31/25
1,3-Dichlorobenzene	ND		ug/L	10	3.3	12/30/25	12/31/25
1,4-Dichlorobenzene	ND		ug/L	10	3.4	12/30/25	12/31/25
Benzyl alcohol	ND		ug/L	25	5.8	12/30/25	12/31/25
1,2-Dichlorobenzene	ND		ug/L	10	3.3	12/30/25	12/31/25
bis(2-Chloroisopropyl) ether	ND		ug/L	10	3.8	12/30/25	12/31/25
N-Nitroso-di-n-propylamine	ND		ug/L	10	3.9	12/30/25	12/31/25
Hexachloroethane	ND		ug/L	10	3.0	12/30/25	12/31/25
Nitrobenzene	ND		ug/L	25	8.4	12/30/25	12/31/25
Isophorone	ND		ug/L	10	3.7	12/30/25	12/31/25
2-Nitrophenol	ND		ug/L	10	5.4	12/30/25	12/31/25
2,4-Dimethylphenol	ND		ug/L	10	3.2	12/30/25	12/31/25
bis(2-Chloroethoxy)methane	ND		ug/L	10	3.7	12/30/25	12/31/25
2,4-Dichlorophenol	ND		ug/L	10	3.7	12/30/25	12/31/25
1,2,4-Trichlorobenzene	ND		ug/L	10	3.4	12/30/25	12/31/25
4-Chloroaniline	ND		ug/L	10	3.1	12/30/25	12/31/25
Hexachlorobutadiene	ND		ug/L	10	2.2	12/30/25	12/31/25
4-Chloro-3-methylphenol	ND		ug/L	10	3.6	12/30/25	12/31/25
2-Methylnaphthalene	ND		ug/L	10	3.4	12/30/25	12/31/25
Hexachlorocyclopentadiene	ND		ug/L	25	7.8	12/30/25	12/31/25
2,4,6-Trichlorophenol	ND		ug/L	10	4.1	12/30/25	12/31/25
2,4,5-Trichlorophenol	ND		ug/L	10	3.7	12/30/25	12/31/25
2-Chloronaphthalene	ND		ug/L	10	3.4	12/30/25	12/31/25
2-Nitroaniline	ND		ug/L	50	4.3	12/30/25	12/31/25
Dimethylphthalate	ND		ug/L	10	3.4	12/30/25	12/31/25
Acenaphthylene	ND		ug/L	10	3.9	12/30/25	12/31/25
2,6-Dinitrotoluene	ND		ug/L	10	4.4	12/30/25	12/31/25
3-Nitroaniline	ND		ug/L	10	4.0	12/30/25	12/31/25
Acenaphthene	ND		ug/L	10	3.2	12/30/25	12/31/25
2,4-Dinitrophenol	ND		ug/L	50	15	12/30/25	12/31/25
4-Nitrophenol	ND		ug/L	10	8.5	12/30/25	12/31/25

Batch QC

QC1326760 Analyte	Result	Qual	Units	RL	MDL	Prepared	Analyzed
Dibenzofuran	ND		ug/L	10	3.2	12/30/25	12/31/25
2,4-Dinitrotoluene	ND		ug/L	10	4.3	12/30/25	12/31/25
Diethylphthalate	ND		ug/L	10	2.9	12/30/25	12/31/25
Fluorene	ND		ug/L	10	3.1	12/30/25	12/31/25
4-Chlorophenyl-phenylether	ND		ug/L	10	3.1	12/30/25	12/31/25
4-Nitroaniline	ND		ug/L	10	3.3	12/30/25	12/31/25
4,6-Dinitro-2-methylphenol	ND		ug/L	50	17	12/30/25	12/31/25
N-Nitrosodiphenylamine	ND		ug/L	10	4.0	12/30/25	12/31/25
1,2-diphenylhydrazine (as azobenzene)	ND		ug/L	10	2.9	12/30/25	12/31/25
4-Bromophenyl-phenylether	ND		ug/L	10	3.3	12/30/25	12/31/25
Hexachlorobenzene	ND		ug/L	10	3.0	12/30/25	12/31/25
Pentachlorophenol	ND		ug/L	25	5.7	12/30/25	12/31/25
Phenanthrene	ND		ug/L	10	2.9	12/30/25	12/31/25
Anthracene	ND		ug/L	10	2.8	12/30/25	12/31/25
Di-n-butylphthalate	ND		ug/L	10	3.0	12/30/25	12/31/25
Fluoranthene	ND		ug/L	10	2.8	12/30/25	12/31/25
Benzidine	ND		ug/L	50	19	12/30/25	12/31/25
Pyrene	ND		ug/L	10	2.7	12/30/25	12/31/25
Butylbenzylphthalate	ND		ug/L	10	3.6	12/30/25	12/31/25
3,3'-Dichlorobenzidine	ND		ug/L	25	5.2	12/30/25	12/31/25
Benzo(a)anthracene	ND		ug/L	10	2.4	12/30/25	12/31/25
Chrysene	ND		ug/L	10	2.5	12/30/25	12/31/25
bis(2-Ethylhexyl)phthalate	ND		ug/L	10	3.3	12/30/25	12/31/25
Di-n-octylphthalate	ND		ug/L	10	4.7	12/30/25	12/31/25
Benzo(b)fluoranthene	ND		ug/L	10	3.0	12/30/25	12/31/25
Benzo(k)fluoranthene	ND		ug/L	10	3.1	12/30/25	12/31/25
Benzo(a)pyrene	ND		ug/L	10	3.1	12/30/25	12/31/25
Indeno(1,2,3-cd)pyrene	ND		ug/L	10	4.2	12/30/25	12/31/25
Dibenz(a,h)anthracene	ND		ug/L	10	4.2	12/30/25	12/31/25
Benzo(g,h,i)perylene	ND		ug/L	10	4.1	12/30/25	12/31/25
Surrogates				Limits			
2-Fluorophenol	56%		%REC	15-120		12/30/25	12/31/25
Phenol-d6	32%		%REC	15-120		12/30/25	12/31/25
2,4,6-Tribromophenol	86%		%REC	15-140		12/30/25	12/31/25
Nitrobenzene-d5	84%		%REC	15-123		12/30/25	12/31/25
2-Fluorobiphenyl	78%		%REC	15-120		12/30/25	12/31/25
Terphenyl-d14	98%		%REC	15-120		12/30/25	12/31/25

Batch QC

Type: Lab Control Sample	Lab ID: QC1326761	Batch: 391341
Matrix: Water	Method: EPA 8270C	Prep Method: EPA 3510C

QC1326761 Analyte	Result	Spiked	Units	Recovery	Qual	Limits
Phenol	27.20	75.00	ug/L	36%		14-120
2-Chlorophenol	57.46	75.00	ug/L	77%		46-120
1,4-Dichlorobenzene	58.80	75.00	ug/L	78%		42-120
3-,4-Methylphenol	52.34	75.00	ug/L	70%		40-120
N-Nitroso-di-n-propylamine	65.91	75.00	ug/L	88%		54-121
2,4-Dimethylphenol	62.22	75.00	ug/L	83%		48-120
1,2,4-Trichlorobenzene	61.56	75.00	ug/L	82%		45-120
4-Chloro-3-methylphenol	68.32	75.00	ug/L	91%		60-121
2,4,5-Trichlorophenol	67.06	75.00	ug/L	89%		62-124
Acenaphthene	61.89	75.00	ug/L	83%		56-120
4-Nitrophenol	33.07	75.00	ug/L	44%		17-120
2,4-Dinitrotoluene	74.04	75.00	ug/L	99%		69-127
Pentachlorophenol	65.20	75.00	ug/L	87%		51-120
Pyrene	75.70	75.00	ug/L	101%		68-123
Chrysene	71.54	75.00	ug/L	95%		66-120
Benzo(b)fluoranthene	79.87	75.00	ug/L	106%		67-120
Surrogates						
2-Fluorophenol	22.94	40.00	ug/L	57%		15-120
Phenol-d6	14.45	40.00	ug/L	36%		15-120
2,4,6-Tribromophenol	38.80	40.00	ug/L	97%		15-140
Nitrobenzene-d5	34.90	40.00	ug/L	87%		15-123
2-Fluorobiphenyl	33.70	40.00	ug/L	84%		15-120
Terphenyl-d14	43.13	40.00	ug/L	108%		15-120

Batch QC

Type: Lab Control Sample Duplicate	Lab ID: QC1326762	Batch: 391341
Matrix: Water	Method: EPA 8270C	Prep Method: EPA 3510C

QC1326762 Analyte	Result	Spiked	Units	Recovery	Qual	Limits	RPD	RPD Lim
Phenol	24.04	75.00	ug/L	32%		14-120	12	52
2-Chlorophenol	51.96	75.00	ug/L	69%		46-120	10	52
1,4-Dichlorobenzene	53.12	75.00	ug/L	71%		42-120	10	53
3-,4-Methylphenol	49.03	75.00	ug/L	65%		40-120	7	51
N-Nitroso-di-n-propylamine	64.87	75.00	ug/L	86%		54-121	2	52
2,4-Dimethylphenol	60.94	75.00	ug/L	81%		48-120	2	52
1,2,4-Trichlorobenzene	56.89	75.00	ug/L	76%		45-120	8	54
4-Chloro-3-methylphenol	67.30	75.00	ug/L	90%		60-121	2	47
2,4,5-Trichlorophenol	66.97	75.00	ug/L	89%		62-124	0	46
Acenaphthene	66.50	75.00	ug/L	89%		56-120	7	46
4-Nitrophenol	34.12	75.00	ug/L	45%		17-120	3	44
2,4-Dinitrotoluene	82.73	75.00	ug/L	110%		69-127	11	40
Pentachlorophenol	71.27	75.00	ug/L	95%		51-120	9	42
Pyrene	79.41	75.00	ug/L	106%		68-123	5	39
Chrysene	76.89	75.00	ug/L	103%		66-120	7	38
Benzo(b)fluoranthene	85.27	75.00	ug/L	114%		67-120	7	39
Surrogates								
2-Fluorophenol	19.55	40.00	ug/L	49%		15-120		
Phenol-d6	12.21	40.00	ug/L	31%		15-120		
2,4,6-Tribromophenol	43.27	40.00	ug/L	108%		15-140		
Nitrobenzene-d5	31.70	40.00	ug/L	79%		15-123		
2-Fluorobiphenyl	32.25	40.00	ug/L	81%		15-120		
Terphenyl-d14	44.38	40.00	ug/L	111%		15-120		

Batch QC

Type: Blank	Lab ID: QC1326135	Batch: 391164
Matrix: Water		

QC1326135 Analyte	Result	Qual	Units	RL	MDL	Prepared	Analyzed
Method: EPA 8081A							
Prep Method: EPA 3510C							
alpha-BHC	ND		ug/L	0.05	0.01	12/28/25	01/02/26
beta-BHC	ND		ug/L	0.05	0.01	12/28/25	01/02/26
gamma-BHC	ND		ug/L	0.05	0.008	12/28/25	01/02/26
delta-BHC	ND		ug/L	0.05	0.008	12/28/25	01/02/26
Heptachlor	ND		ug/L	0.05	0.02	12/28/25	01/02/26
Aldrin	ND		ug/L	0.05	0.02	12/28/25	01/02/26
Heptachlor epoxide	ND		ug/L	0.05	0.01	12/28/25	01/02/26
Endosulfan I	ND		ug/L	0.05	0.01	12/28/25	01/02/26
Dieldrin	ND		ug/L	0.1	0.01	12/28/25	01/02/26
4,4'-DDE	ND		ug/L	0.1	0.02	12/28/25	01/02/26
Endrin	ND		ug/L	0.1	0.01	12/28/25	01/02/26
Endosulfan II	ND		ug/L	0.1	0.01	12/28/25	01/02/26
Endosulfan sulfate	ND		ug/L	0.1	0.01	12/28/25	01/02/26
4,4'-DDD	ND		ug/L	0.1	0.02	12/28/25	01/02/26
Endrin aldehyde	ND		ug/L	0.1	0.02	12/28/25	01/02/26
Endrin ketone	ND		ug/L	0.1	0.02	12/28/25	01/02/26
4,4'-DDT	ND		ug/L	0.1	0.03	12/28/25	01/02/26
Methoxychlor	ND		ug/L	0.1	0.02	12/28/25	01/02/26
Toxaphene	ND		ug/L	2.0	0.6	12/28/25	01/02/26
Chlordane (Technical)	ND		ug/L	1.0	0.2	12/28/25	01/02/26
Surrogates				Limits			
TCMX	80%		%REC	29-120		12/28/25	01/02/26
Decachlorobiphenyl	111%		%REC	33-132		12/28/25	01/02/26
Method: EPA 8082							
Prep Method: EPA 3510C							
Aroclor-1016	ND		ug/L	0.50	0.30	12/28/25	01/02/26
Aroclor-1221	ND		ug/L	0.50	0.35	12/28/25	01/02/26
Aroclor-1232	ND		ug/L	0.50	0.31	12/28/25	01/02/26
Aroclor-1242	ND		ug/L	0.50	0.41	12/28/25	01/02/26
Aroclor-1248	ND		ug/L	0.50	0.23	12/28/25	01/02/26
Aroclor-1254	ND		ug/L	0.50	0.35	12/28/25	01/02/26
Aroclor-1260	ND		ug/L	0.50	0.33	12/28/25	01/02/26
Aroclor-1262	ND		ug/L	0.50	0.40	12/28/25	01/02/26
Aroclor-1268	ND		ug/L	0.50	0.35	12/28/25	01/02/26
Surrogates				Limits			
Decachlorobiphenyl (PCB)	97%		%REC	28-138		12/28/25	01/02/26

Batch QC

Type: Lab Control Sample	Lab ID: QC1326136	Batch: 391164
Matrix: Water	Method: EPA 8081A	Prep Method: EPA 3510C

QC1326136 Analyte	Result	Spiked	Units	Recovery	Qual	Limits
alpha-BHC	0.5056	0.5000	ug/L	101%		66-121
beta-BHC	0.5148	0.5000	ug/L	103%		73-120
gamma-BHC	0.5284	0.5000	ug/L	106%		68-125
delta-BHC	0.5067	0.5000	ug/L	101%		68-131
Heptachlor	0.4968	0.5000	ug/L	99%		63-120
Aldrin	0.4739	0.5000	ug/L	95%		56-120
Heptachlor epoxide	0.4759	0.5000	ug/L	95%		65-120
Endosulfan I	0.5002	0.5000	ug/L	100%		68-124
Dieldrin	0.4852	0.5000	ug/L	97%		66-124
4,4'-DDE	0.5087	0.5000	ug/L	102%		67-131
Endrin	0.5077	0.5000	ug/L	102%		68-135
Endosulfan II	0.5060	0.5000	ug/L	101%		71-130
Endosulfan sulfate	0.4924	0.5000	ug/L	98%		68-128
4,4'-DDD	0.4491	0.5000	ug/L	90%		65-130
Endrin aldehyde	0.4743	0.5000	ug/L	95%		67-124
Endrin ketone	0.5051	0.5000	ug/L	101%		69-137
4,4'-DDT	0.4808	0.5000	ug/L	96%		65-136
Methoxychlor	0.5280	0.5000	ug/L	106%		69-150
Surrogates						
TCMX	0.4326	0.5000	ug/L	87%		29-120
Decachlorobiphenyl	0.5334	0.5000	ug/L	107%		33-132

Batch QC

Type: Lab Control Sample Duplicate	Lab ID: QC1326137	Batch: 391164
Matrix: Water	Method: EPA 8081A	Prep Method: EPA 3510C

QC1326137 Analyte	Result	Spiked	Units	Recovery	Qual	Limits	RPD	RPD Lim
alpha-BHC	0.4945	0.5000	ug/L	99%		66-121	2	20
beta-BHC	0.5117	0.5000	ug/L	102%		73-120	1	20
gamma-BHC	0.5200	0.5000	ug/L	104%		68-125	2	20
delta-BHC	0.5048	0.5000	ug/L	101%		68-131	0	20
Heptachlor	0.4939	0.5000	ug/L	99%		63-120	1	24
Aldrin	0.4617	0.5000	ug/L	92%		56-120	3	30
Heptachlor epoxide	0.4768	0.5000	ug/L	95%		65-120	0	20
Endosulfan I	0.5040	0.5000	ug/L	101%		68-124	1	20
Dieldrin	0.4903	0.5000	ug/L	98%		66-124	1	22
4,4'-DDE	0.5144	0.5000	ug/L	103%		67-131	1	21
Endrin	0.5135	0.5000	ug/L	103%		68-135	1	20
Endosulfan II	0.5161	0.5000	ug/L	103%		71-130	2	21
Endosulfan sulfate	0.4974	0.5000	ug/L	99%		68-128	1	21
4,4'-DDD	0.4644	0.5000	ug/L	93%		65-130	3	22
Endrin aldehyde	0.4789	0.5000	ug/L	96%		67-124	1	20
Endrin ketone	0.5135	0.5000	ug/L	103%		69-137	2	21
4,4'-DDT	0.4884	0.5000	ug/L	98%		65-136	2	23
Methoxychlor	0.5445	0.5000	ug/L	109%		69-150	3	23
Surrogates								
TCMX	0.4280	0.5000	ug/L	86%		29-120		
Decachlorobiphenyl	0.5563	0.5000	ug/L	111%		33-132		

Type: Lab Control Sample	Lab ID: QC1326138	Batch: 391164
Matrix: Water	Method: EPA 8082	Prep Method: EPA 3510C

QC1326138 Analyte	Result	Spiked	Units	Recovery	Qual	Limits
Aroclor-1016	4.703	5.000	ug/L	94%		69-120
Aroclor-1260	4.570	5.000	ug/L	91%		72-124
Surrogates						
Decachlorobiphenyl (PCB)	0.4475	0.5000	ug/L	90%		28-138

Type: Lab Control Sample Duplicate	Lab ID: QC1326139	Batch: 391164
Matrix: Water	Method: EPA 8082	Prep Method: EPA 3510C

QC1326139 Analyte	Result	Spiked	Units	Recovery	Qual	Limits	RPD	RPD Lim
Aroclor-1016	4.725	5.000	ug/L	94%		69-120	0	22
Aroclor-1260	4.752	5.000	ug/L	95%		72-124	4	25
Surrogates								
Decachlorobiphenyl (PCB)	0.4812	0.5000	ug/L	96%		28-138		

Batch QC

Type: Lab Control Sample	Lab ID: QC1326028	Batch: 391133
Matrix: Water	Method: EPA 8260B	Prep Method: EPA 5030B

QC1326028 Analyte	Result	Spiked	Units	Recovery	Qual	Limits
1,1-Dichloroethene	47.15	50.00	ug/L	94%		69-128
MTBE	46.49	50.00	ug/L	93%		66-125
Benzene	45.17	50.00	ug/L	90%		76-121
Trichloroethene	46.72	50.00	ug/L	93%		76-124
Toluene	50.48	50.00	ug/L	101%		76-120
Chlorobenzene	47.43	50.00	ug/L	95%		78-120
Surrogates						
Dibromofluoromethane	49.24	50.00	ug/L	98%		70-130
1,2-Dichloroethane-d4	52.53	50.00	ug/L	105%		70-130
Toluene-d8	49.15	50.00	ug/L	98%		70-130
Bromofluorobenzene	49.11	50.00	ug/L	98%		70-130

Type: Lab Control Sample Duplicate	Lab ID: QC1326029	Batch: 391133
Matrix: Water	Method: EPA 8260B	Prep Method: EPA 5030B

QC1326029 Analyte	Result	Spiked	Units	Recovery	Qual	Limits	RPD	RPD Lim
1,1-Dichloroethene	46.48	50.00	ug/L	93%		69-128	1	23
MTBE	45.74	50.00	ug/L	91%		66-125	2	22
Benzene	44.69	50.00	ug/L	89%		76-121	1	21
Trichloroethene	44.05	50.00	ug/L	88%		76-124	6	22
Toluene	48.05	50.00	ug/L	96%		76-120	5	21
Chlorobenzene	44.71	50.00	ug/L	89%		78-120	6	20
Surrogates								
Dibromofluoromethane	50.77	50.00	ug/L	102%		70-130		
1,2-Dichloroethane-d4	51.51	50.00	ug/L	103%		70-130		
Toluene-d8	49.59	50.00	ug/L	99%		70-130		
Bromofluorobenzene	47.99	50.00	ug/L	96%		70-130		

Batch QC

Type: Blank	Lab ID: QC1326034	Batch: 391133
Matrix: Water	Method: EPA 8260B	Prep Method: EPA 5030B

QC1326034 Analyte	Result	Qual	Units	RL	MDL	Prepared	Analyzed
Carbon Disulfide	ND		ug/L	5.0	0.1	12/27/25	12/27/25
Chloroprene	ND		ug/L	200	0.4	12/27/25	12/27/25
3-Chloropropene	ND		ug/L	5.0	0.3	12/27/25	12/27/25
Ethyl methacrylate	ND		ug/L	50	2.1	12/27/25	12/27/25
Ethanol	ND		ug/L	500	110	12/27/25	12/27/25
2-Hexanone	ND		ug/L	5.0	1.1	12/27/25	12/27/25
Isopropanol (IPA)	ND		ug/L	200	52	12/27/25	12/27/25
Methyl acrylonitrile	ND		ug/L	35	3.7	12/27/25	12/27/25
Vinyl Acetate	ND		ug/L	50	15	12/27/25	12/27/25
Acrolein	ND		ug/L	200	2.7	12/27/25	12/27/25
Acrylonitrile	ND		ug/L	10	0.7	12/27/25	12/27/25
Freon 12	ND		ug/L	5.0	0.08	12/27/25	12/27/25
Chloromethane	ND		ug/L	5.0	0.09	12/27/25	12/27/25
Vinyl Chloride	ND		ug/L	5.0	0.06	12/27/25	12/27/25
Bromomethane	ND		ug/L	5.0	0.1	12/27/25	12/27/25
Chloroethane	ND		ug/L	5.0	0.1	12/27/25	12/27/25
Trichlorofluoromethane	ND		ug/L	5.0	0.05	12/27/25	12/27/25
Iodomethane	ND		ug/L	5.0		12/27/25	12/27/25
Acetone	ND		ug/L	100	5.0	12/27/25	12/27/25
Freon 113	ND		ug/L	5.0	0.1	12/27/25	12/27/25
1,1-Dichloroethene	ND		ug/L	5.0	0.09	12/27/25	12/27/25
Methylene Chloride	ND		ug/L	10	0.2	12/27/25	12/27/25
MTBE	ND		ug/L	5.0	0.08	12/27/25	12/27/25
trans-1,2-Dichloroethene	ND		ug/L	5.0	0.1	12/27/25	12/27/25
1,1-Dichloroethane	ND		ug/L	5.0	0.06	12/27/25	12/27/25
2-Butanone	ND		ug/L	10	1.5	12/27/25	12/27/25
cis-1,2-Dichloroethene	ND		ug/L	5.0	0.06	12/27/25	12/27/25
2,2-Dichloropropane	ND		ug/L	5.0	0.1	12/27/25	12/27/25
Chloroform	ND		ug/L	5.0	0.08	12/27/25	12/27/25
Bromochloromethane	ND		ug/L	5.0	0.2	12/27/25	12/27/25
1,1,1-Trichloroethane	ND		ug/L	5.0	0.07	12/27/25	12/27/25
1,1-Dichloropropene	ND		ug/L	5.0	0.07	12/27/25	12/27/25
Carbon Tetrachloride	ND		ug/L	5.0	0.07	12/27/25	12/27/25
1,2-Dichloroethane	ND		ug/L	5.0	0.1	12/27/25	12/27/25
Benzene	ND		ug/L	1.0	0.03	12/27/25	12/27/25
Trichloroethene	ND		ug/L	5.0	0.05	12/27/25	12/27/25
1,2-Dichloropropane	ND		ug/L	5.0	0.1	12/27/25	12/27/25
Bromodichloromethane	ND		ug/L	5.0	0.09	12/27/25	12/27/25
Dibromomethane	ND		ug/L	5.0	0.1	12/27/25	12/27/25
4-Methyl-2-Pentanone	ND		ug/L	5.0	1.0	12/27/25	12/27/25
cis-1,3-Dichloropropene	ND		ug/L	5.0	0.06	12/27/25	12/27/25
Toluene	ND		ug/L	5.0	0.06	12/27/25	12/27/25
trans-1,3-Dichloropropene	ND		ug/L	5.0	0.08	12/27/25	12/27/25
1,1,2-Trichloroethane	ND		ug/L	5.0	0.2	12/27/25	12/27/25
1,3-Dichloropropane	ND		ug/L	5.0	0.1	12/27/25	12/27/25
Tetrachloroethene	ND		ug/L	5.0	0.1	12/27/25	12/27/25
Dibromochloromethane	ND		ug/L	5.0	0.09	12/27/25	12/27/25

Batch QC

QC1326034 Analyte	Result	Qual	Units	RL	MDL	Prepared	Analyzed
1,2-Dibromoethane	ND		ug/L	5.0	0.1	12/27/25	12/27/25
Chlorobenzene	ND		ug/L	5.0	0.09	12/27/25	12/27/25
1,1,1,2-Tetrachloroethane	ND		ug/L	5.0	0.1	12/27/25	12/27/25
Ethylbenzene	ND		ug/L	5.0	0.09	12/27/25	12/27/25
m,p-Xylenes	ND		ug/L	5.0	0.1	12/27/25	12/27/25
o-Xylene	ND		ug/L	5.0	0.06	12/27/25	12/27/25
Styrene	ND		ug/L	5.0	0.09	12/27/25	12/27/25
Bromoform	ND		ug/L	5.0	0.07	12/27/25	12/27/25
Isopropylbenzene	ND		ug/L	5.0	0.05	12/27/25	12/27/25
1,1,2,2-Tetrachloroethane	ND		ug/L	5.0	0.07	12/27/25	12/27/25
1,2,3-Trichloropropane	ND		ug/L	5.0	0.1	12/27/25	12/27/25
Propylbenzene	ND		ug/L	5.0	0.07	12/27/25	12/27/25
Bromobenzene	ND		ug/L	5.0	0.03	12/27/25	12/27/25
1,3,5-Trimethylbenzene	ND		ug/L	5.0	0.06	12/27/25	12/27/25
2-Chlorotoluene	ND		ug/L	5.0	0.05	12/27/25	12/27/25
4-Chlorotoluene	ND		ug/L	5.0	0.06	12/27/25	12/27/25
tert-Butylbenzene	ND		ug/L	5.0	0.03	12/27/25	12/27/25
1,2,4-Trimethylbenzene	ND		ug/L	5.0	0.03	12/27/25	12/27/25
sec-Butylbenzene	ND		ug/L	5.0	0.06	12/27/25	12/27/25
para-Isopropyl Toluene	ND		ug/L	5.0	0.07	12/27/25	12/27/25
1,3-Dichlorobenzene	ND		ug/L	5.0	0.06	12/27/25	12/27/25
1,4-Dichlorobenzene	ND		ug/L	5.0	0.09	12/27/25	12/27/25
n-Butylbenzene	ND		ug/L	5.0	0.06	12/27/25	12/27/25
1,2-Dichlorobenzene	ND		ug/L	5.0	0.09	12/27/25	12/27/25
1,2-Dibromo-3-Chloropropane	ND		ug/L	5.0	0.5	12/27/25	12/27/25
1,2,4-Trichlorobenzene	ND		ug/L	5.0	0.07	12/27/25	12/27/25
Hexachlorobutadiene	ND		ug/L	5.0	0.2	12/27/25	12/27/25
1,2,3-Trichlorobenzene	ND		ug/L	5.0	0.08	12/27/25	12/27/25
cis-1,4-Dichloro-2-butene	ND		ug/L	5.0	0.4	12/27/25	12/27/25
trans-1,4-Dichloro-2-butene	ND		ug/L	5.0	0.4	12/27/25	12/27/25
Xylene (total)	ND		ug/L	5.0		12/27/25	12/27/25
Surrogates				Limits			
Dibromofluoromethane	95%		%REC	70-130		12/27/25	12/27/25
1,2-Dichloroethane-d4	96%		%REC	70-130		12/27/25	12/27/25
Toluene-d8	101%		%REC	70-130		12/27/25	12/27/25
Bromofluorobenzene	102%		%REC	70-130		12/27/25	12/27/25

Batch QC

Type: Matrix Spike	Lab ID: QC1326062	Batch: 391133
Matrix (Source ID): Water (549575-001)	Method: EPA 8260B	Prep Method: EPA 5030B

QC1326062 Analyte	Result	Source Sample Result	Spiked	Units	Recovery	Qual	Limits	DF
1,1-Dichloroethene	12.47	ND	20.00	ug/L	62%		62-131	1
MTBE	12.83	ND	20.00	ug/L	64%		61-124	1
Benzene	12.16	ND	20.00	ug/L	61%	*	70-123	1
Trichloroethene	11.50	ND	20.00	ug/L	57%	*	65-131	1
Toluene	12.40	ND	20.00	ug/L	62%	*	69-120	1
Chlorobenzene	12.33	ND	20.00	ug/L	62%	*	72-121	1
Surrogates								
Dibromofluoromethane	50.78		50.00	ug/L	102%		70-130	1
1,2-Dichloroethane-d4	51.09		50.00	ug/L	102%		70-130	1
Toluene-d8	48.57		50.00	ug/L	97%		70-130	1
Bromofluorobenzene	49.60		50.00	ug/L	99%		70-130	1

Type: Matrix Spike Duplicate	Lab ID: QC1326063	Batch: 391133
Matrix (Source ID): Water (549575-001)	Method: EPA 8260B	Prep Method: EPA 5030B

QC1326063 Analyte	Result	Source Sample Result	Spiked	Units	Recovery	Qual	Limits	RPD	RPD Lim	DF
1,1-Dichloroethene	13.02	ND	20.00	ug/L	65%		62-131	4	31	1
MTBE	13.58	ND	20.00	ug/L	68%		61-124	6	30	1
Benzene	12.72	ND	20.00	ug/L	64%	*	70-123	5	31	1
Trichloroethene	12.44	ND	20.00	ug/L	62%	*	65-131	8	31	1
Toluene	12.97	ND	20.00	ug/L	65%	*	69-120	5	29	1
Chlorobenzene	12.83	ND	20.00	ug/L	64%	*	72-121	4	29	1
Surrogates										
Dibromofluoromethane	50.82		50.00	ug/L	102%		70-130			1
1,2-Dichloroethane-d4	51.13		50.00	ug/L	102%		70-130			1
Toluene-d8	49.29		50.00	ug/L	99%		70-130			1
Bromofluorobenzene	50.28		50.00	ug/L	101%		70-130			1

Type: Blank	Lab ID: QC1325781	Batch: 391062
Matrix: Water	Method: EPA 8270C-SIM	Prep Method: EPA 3535

QC1325781 Analyte	Result	Qual	Units	RL	MDL	Prepared	Analyzed
1,4-Dioxane	ND		ug/L	1.0	0.87	12/26/25	12/28/25
Surrogates							
1,4-Dioxane-d8 (SUR)	95%		%REC	80-120		12/26/25	12/28/25

Batch QC

Type: Lab Control Sample	Lab ID: QC1325782	Batch: 391062
Matrix: Water	Method: EPA 8270C-SIM	Prep Method: EPA 3535

QC1325782 Analyte	Result	Spiked	Units	Recovery	Qual	Limits
1,4-Dioxane	11.09	10.00	ug/L	111%		79-120
Surrogates						
1,4-Dioxane-d8 (SUR)	10.05	10.00	ug/L	100%		80-120

Type: Lab Control Sample Duplicate	Lab ID: QC1325783	Batch: 391062
Matrix: Water	Method: EPA 8270C-SIM	Prep Method: EPA 3535

QC1325783 Analyte	Result	Spiked	Units	Recovery	Qual	Limits	RPD	RPD Lim
1,4-Dioxane	10.82	10.00	ug/L	108%		79-120	2	20
Surrogates								
1,4-Dioxane-d8 (SUR)	10.05	10.00	ug/L	101%		80-120		

Type: Blank	Lab ID: QC1326671	Batch: 391320
Matrix: Water	Method: SM 4500-CN-E	Prep Method: METHOD

QC1326671 Analyte	Result	Qual	Units	RL	MDL	Prepared	Analyzed
Cyanide	ND		mg/L	0.0050	0.0017	12/30/25	12/31/25

Type: Lab Control Sample	Lab ID: QC1326672	Batch: 391320
Matrix: Water	Method: SM 4500-CN-E	Prep Method: METHOD

QC1326672 Analyte	Result	Spiked	Units	Recovery	Qual	Limits
Cyanide	0.1066	0.1000	mg/L	107%		85-115

Type: Matrix Spike	Lab ID: QC1326673	Batch: 391320
Matrix (Source ID): Water (549637-003)	Method: SM 4500-CN-E	Prep Method: METHOD

QC1326673 Analyte	Result	Source Sample Result	Spiked	Units	Recovery	Qual	Limits	DF
Cyanide	0.1007	ND	0.1000	mg/L	101%		80-120	0.5

Type: Matrix Spike Duplicate	Lab ID: QC1326674	Batch: 391320
Matrix (Source ID): Water (549637-003)	Method: SM 4500-CN-E	Prep Method: METHOD

QC1326674 Analyte	Result	Source Sample Result	Spiked	Units	Recovery	Qual	Limits	RPD	RPD Lim	DF
Cyanide	0.1024	ND	0.1000	mg/L	102%		80-120	2	20	0.5

Batch QC

Type: Matrix Spike	Lab ID: QC1326709	Batch: 391320
Matrix (Source ID): Water (549849-001)	Method: SM 4500-CN-E	Prep Method: METHOD

QC1326709 Analyte	Result	Source Sample Result	Spiked	Units	Recovery	Qual	Limits	DF
Cyanide	0.0008465	ND	0.1000	mg/L	0%	ND,NM	80-120	0.5

Type: Matrix Spike Duplicate	Lab ID: QC1326710	Batch: 391320
Matrix (Source ID): Water (549849-001)	Method: SM 4500-CN-E	Prep Method: METHOD

QC1326710 Analyte	Result	Source Sample Result	Spiked	Units	Recovery	Qual	Limits	RPD	RPD Lim	DF
Cyanide	-0.0001608	ND	0.1000	mg/L	0%	ND,NM	80-120	294*	20	0.5

Type: Blank	Lab ID: QC1325998	Batch: 391121
Matrix: Water	Method: SM 4500-S2-D	Prep Method: METHOD

QC1325998 Analyte	Result	Qual	Units	RL	MDL	Prepared	Analyzed
Sulfide	ND		mg/L	0.10		12/26/25	12/26/25

Type: Lab Control Sample	Lab ID: QC1325999	Batch: 391121
Matrix: Water	Method: SM 4500-S2-D	Prep Method: METHOD

QC1325999 Analyte	Result	Spiked	Units	Recovery	Qual	Limits
Sulfide	0.9000	1.000	mg/L	90%		90-110

Type: Matrix Spike	Lab ID: QC1326002	Batch: 391121
Matrix (Source ID): Water (549605-001)	Method: SM 4500-S2-D	Prep Method: METHOD

QC1326002 Analyte	Result	Source Sample Result	Spiked	Units	Recovery	Qual	Limits	DF
Sulfide	0.9000	ND	1.000	mg/L	90%		80-120	1

Type: Matrix Spike Duplicate	Lab ID: QC1326003	Batch: 391121
Matrix (Source ID): Water (549605-001)	Method: SM 4500-S2-D	Prep Method: METHOD

QC1326003 Analyte	Result	Source Sample Result	Spiked	Units	Recovery	Qual	Limits	RPD	RPD Lim	DF
Sulfide	0.9000	ND	1.000	mg/L	90%		80-120	0	20	1

Type: Blank	Lab ID: QC1326104	Batch: 391156
Matrix: Water	Method: SM 5310B	Prep Method: SM 5310B

QC1326104 Analyte	Result	Qual	Units	RL	MDL	Prepared	Analyzed
Total Organic Carbon	ND		mg/L	1.0	0.49	12/28/25	12/28/25

Batch QC

Type: Lab Control Sample	Lab ID: QC1326105	Batch: 391156
Matrix: Water	Method: SM 5310B	Prep Method: SM 5310B

QC1326105 Analyte	Result	Spiked	Units	Recovery	Qual	Limits
Total Organic Carbon	22.35	25.00	mg/L	89%		85-115

Type: Matrix Spike	Lab ID: QC1326124	Batch: 391156
Matrix (Source ID): Water (549566-001)	Method: SM 5310B	Prep Method: SM 5310B

QC1326124 Analyte	Result	Source Sample Result	Spiked	Units	Recovery	Qual	Limits	DF
Total Organic Carbon	26.64	2.724	25.00	mg/L	96%		75-125	1

Type: Matrix Spike Duplicate	Lab ID: QC1326125	Batch: 391156
Matrix (Source ID): Water (549566-001)	Method: SM 5310B	Prep Method: SM 5310B

QC1326125 Analyte	Result	Source Sample Result	Spiked	Units	Recovery	Qual	Limits	RPD	RPD Lim	DF
Total Organic Carbon	27.64	2.724	25.00	mg/L	100%		75-125	4	25	1

Type: Sample Duplicate	Lab ID: QC1325644	Batch: 391026
Matrix (Source ID): Water (549730-001)	Method: SM2130B	

QC1325644 Analyte	Result	Source Sample Result	Units	Qual	RPD	RPD Lim	DF
Turbidity	2,344	2348	NTU		0	20	4

Type: Blank	Lab ID: QC1325855	Batch: 391081
Matrix: Water	Method: SM2320B	Prep Method: METHOD

QC1325855 Analyte	Result	Qual	Units	RL	MDL	Prepared	Analyzed
Bicarbonate	ND		mg/L	2.0		12/26/25	12/26/25
Alkalinity, Total as CaCO3	ND		mg/L	2.0		12/26/25	12/26/25

Type: Lab Control Sample	Lab ID: QC1325856	Batch: 391081
Matrix: Water	Method: SM2320B	Prep Method: METHOD

QC1325856 Analyte	Result	Spiked	Units	Recovery	Qual	Limits
Alkalinity, Total as CaCO3	964.2	1000	mg/L	96%		90-110

Batch QC

Type: Sample Duplicate	Lab ID: QC1325858	Batch: 391081
Matrix (Source ID): Water (549566-001)	Method: SM2320B	Prep Method: METHOD

QC1325858 Analyte	Result	Source Sample Result	Units	Qual	RPD	RPD Lim	DF
Bicarbonate	41.60	41.14	mg/L		1	20	1
Alkalinity, Total as CaCO ₃	34.10	33.72	mg/L		1	20	1

Type: Sample Duplicate	Lab ID: QC1326243	Batch: 391192
Matrix (Source ID): Water (549730-001)	Method: SM2510B	Prep Method: METHOD

QC1326243 Analyte	Result	Source Sample Result	Units	Qual	RPD	RPD Lim	DF
Specific Conductance	543.2	535.5	umhos/cm		1	20	1

Type: Sample Duplicate	Lab ID: QC1326299	Batch: 391192
Matrix (Source ID): Water (549322-001)	Method: SM2510B	Prep Method: METHOD

QC1326299 Analyte	Result	Source Sample Result	Units	Qual	RPD	RPD Lim	DF
Specific Conductance	16,510	16600	umhos/cm		1	20	1

Type: Blank	Lab ID: QC1326240	Batch: 391172
Matrix: Water	Method: SM2540C	Prep Method: METHOD

QC1326240 Analyte	Result	Qual	Units	RL	MDL	Prepared	Analyzed
Total Dissolved Solids	ND		mg/L	20		12/29/25	12/31/25

Type: Lab Control Sample	Lab ID: QC1326241	Batch: 391172
Matrix: Water	Method: SM2540C	Prep Method: METHOD

QC1326241 Analyte	Result	Spiked	Units	Recovery	Qual	Limits
Total Dissolved Solids	1,014	1000	mg/L	101%		90-110

Type: Sample Duplicate	Lab ID: QC1326242	Batch: 391172
Matrix (Source ID): Water (549730-001)	Method: SM2540C	Prep Method: METHOD

QC1326242 Analyte	Result	Source Sample Result	Units	Qual	RPD	RPD Lim	DF
Total Dissolved Solids	472.0	442.0	mg/L		7*	5	2

Type: Blank	Lab ID: QC1325899	Batch: 391097
Matrix: Water	Method: SM2540D	Prep Method: METHOD

QC1325899 Analyte	Result	Qual	Units	RL	MDL	Prepared	Analyzed
Total Suspended Solids	ND		mg/L	0.5		12/26/25	12/29/25

Batch QC

Type: Lab Control Sample	Lab ID: QC1325900	Batch: 391097
Matrix: Water	Method: SM2540D	Prep Method: METHOD

QC1325900 Analyte	Result	Spiked	Units	Recovery	Qual	Limits
Total Suspended Solids	102.2	100.0	mg/L	102%		90-110

Type: Lab Control Sample Duplicate	Lab ID: QC1325901	Batch: 391097
Matrix: Water	Method: SM2540D	Prep Method: METHOD

QC1325901 Analyte	Result	Spiked	Units	Recovery	Qual	Limits	RPD	RPD Lim
Total Suspended Solids	101.7	100.0	mg/L	102%		90-110	0	5

Type: Sample Duplicate	Lab ID: QC1325904	Batch: 391097
Matrix (Source ID): Water (549730-001)	Method: SM2540D	Prep Method: METHOD

QC1325904 Analyte	Result	Source Sample Result	Units	Qual	RPD	RPD Lim	DF
Total Suspended Solids	2,980	2935	mg/L		2	5	1

Type: Sample Duplicate	Lab ID: QC1325905	Batch: 391097
Matrix (Source ID): Water (549730-002)	Method: SM2540D	Prep Method: METHOD

QC1325905 Analyte	Result	Source Sample Result	Units	Qual	RPD	RPD Lim	DF
Total Suspended Solids	1,890	1890	mg/L		0	5	1

Type: Blank	Lab ID: QC1325511	Batch: 390990
Matrix: Water	Method: SM5210B	Prep Method: METHOD

QC1325511 Analyte	Result	Qual	Units	RL	MDL	Prepared	Analyzed
Biochemical Oxygen Demand	ND		mg/L	3.0		12/24/25 13:28	12/29/25 16:15

Type: Lab Control Sample	Lab ID: QC1325512	Batch: 390990
Matrix: Water	Method: SM5210B	Prep Method: METHOD

QC1325512 Analyte	Result	Spiked	Units	Recovery	Qual	Limits
Biochemical Oxygen Demand	180.8	198.0	mg/L	91%		84.6-115.4

Type: Sample Duplicate	Lab ID: QC1325521	Batch: 390990
Matrix (Source ID): Water (549544-003)	Method: SM5210B	Prep Method: METHOD

QC1325521 Analyte	Result	Source Sample Result	Units	Qual	RPD	RPD Lim	DF
Biochemical Oxygen Demand	2,773	2423	mg/L		13	30	1

Batch QC

Type: Blank	Lab ID: QC1326675	Batch: 391311
Matrix: Water	Method: SM5220D	Prep Method: SM 5220D

QC1326675 Analyte	Result	Qual	Units	RL	MDL	Prepared	Analyzed
Chemical Oxygen Demand	ND		mg/L	4.0	2.0	12/31/25	12/31/25

Type: Lab Control Sample	Lab ID: QC1326676	Batch: 391311
Matrix: Water	Method: SM5220D	Prep Method: SM 5220D

QC1326676 Analyte	Result	Spiked	Units	Recovery	Qual	Limits
Chemical Oxygen Demand	100.0	100.0	mg/L	100%		90-110

Type: Matrix Spike	Lab ID: QC1326678	Batch: 391311
Matrix (Source ID): Water (549965-001)	Method: SM5220D	Prep Method: SM 5220D

QC1326678 Analyte	Result	Source Sample Result	Spiked	Units	Recovery	Qual	Limits	DF
Chemical Oxygen Demand	172.0	77.00	100.0	mg/L	95%		75-125	2

Type: Matrix Spike Duplicate	Lab ID: QC1326679	Batch: 391311
Matrix (Source ID): Water (549965-001)	Method: SM5220D	Prep Method: SM 5220D

QC1326679 Analyte	Result	Source Sample Result	Spiked	Units	Recovery	Qual	Limits	RPD	RPD Lim	DF
Chemical Oxygen Demand	174.0	77.00	100.0	mg/L	97%		75-125	1	20	2

* Value is outside QC limits
 J Estimated value
 ND Not Detected
 NM Not Meaningful

Laboratory Job Number 549730

Subcontracted Products

Pace Laboratories



Date of Report: 01/06/2026

David Tripp

Enthalpy Laboratories-Orange
931 West Barkley Avenue
Orange, CA 92868

Client Project: EO-549730
Pace Project: Chiquita Canyon Landfill Stormwater
Pace Work Order: 2522095
Invoice ID: B529453

Enclosed are the results of analyses for samples received by the laboratory on 12/30/2025. If you have any questions concerning this report, please feel free to contact me.

Sincerely,

Contact Person: Ragen Williams
Client Service Rep

Steven Bennett
Operations Manager

Certifications: CA ELAP #1186; NV #CA00014; OR ELAP #4032-001; AK UST101

The results in this report apply to the samples analyzed in accordance with the chain of custody document. This analytical report must be reproduced in its entirety.
All results listed in this report are for the exclusive use of the submitting party. Pace Analytical assumes no responsibility for report alteration, separation, detachment or third party interpretation.

Table of Contents


Sample Information	
Chain of Custody and Cooler Receipt form.....	3
Laboratory / Client Sample Cross Reference.....	5
Sample Results	
2522095-01 - SOUTH BASIN - WESTERN INLET	
Organo-Phosphorus Pesticide Analysis (EPA Method 8141A).....	6
2522095-02 - SOUTH BASIN - EASTERN INLET	
Organo-Phosphorus Pesticide Analysis (EPA Method 8141A).....	7
Quality Control Reports	
Organo-Phosphorus Pesticide Analysis (EPA Method 8141A)	
Method Blank Analysis.....	8
Laboratory Control Sample.....	9
Notes	
Notes and Definitions.....	10

The results in this report apply to the samples analyzed in accordance with the chain of custody document. This analytical report must be reproduced in its entirety.

All results listed in this report are for the exclusive use of the submitting party. Pace Analytical assumes no responsibility for report alteration, separation, detachment or third party interpretation.



931 West Barkley #
Orange, CA 92868
(714) 771-6900



2522095

Subcontract Laboratory:

Pace Laboratories
4100 Atlas Court
Bakersfield, CA 93308
ATTN: Ragen Schallock
PO #: Required, to be sent via email

2522095

Enthalpy Order: EO-549730



PM: David Tripp
Email: david.tripp@enthalpy.com
CC: incomingreports@enthalpy.com
Phone: 657-581-4710

Results Due: Standard TAT
Report Level: II
Report To: MDL
EDDs: ELM_TransferOut (Standard Excel Transfer EDD, 3 tabs)

Notes:

Chiquita Canyon Stormwater

Sample ID	Collected	Lab ID	#	Cont.	Matrix	Analysis Requested	Comment
SOUTH BASIN - WESTERN INLET	24-DEC-2025 07:25	549730-001	1	Water	Organophosphorus Pesticides	Organophosphorus Pesticides	-1
SOUTH BASIN - EASTERN INLET	24-DEC-2025 08:10	549730-002	1	Water	Organophosphorus Pesticides	Organophosphorus Pesticides	-2

Notes:	Relinquished By:	Received By:
		
	Date: 12-29-25 14:49	Date: 12/30/25 09:23
	Date:	Date:
	Date:	Date:

PACE ANALYTICAL		COOLER RECEIPT FORM		Page <u> </u> Of <u> </u>	
Submission #: <u>2522095</u>					
SHIPPING INFORMATION Fed Ex <input checked="" type="checkbox"/> UPS <input type="checkbox"/> GSO / GLS <input type="checkbox"/> Hand Delivery <input type="checkbox"/> Pace Lab Field Service <input type="checkbox"/> Other <input type="checkbox"/> (Specify) _____		SHIPPING CONTAINER Ice Chest <input checked="" type="checkbox"/> None <input type="checkbox"/> Box <input type="checkbox"/> Other <input type="checkbox"/> (Specify) _____		FREE LIQUID YES <input checked="" type="checkbox"/> NO <input type="checkbox"/> <u>W / S</u>	
Refrigerant: Ice <input checked="" type="checkbox"/> Blue Ice <input type="checkbox"/> None <input type="checkbox"/> Other <input type="checkbox"/> Comments: _____					
Custody Seals Ice Chest <input type="checkbox"/> Containers <input type="checkbox"/> None <input checked="" type="checkbox"/> Comments: _____ Intact? Yes <input type="checkbox"/> No <input type="checkbox"/> Intact? Yes <input type="checkbox"/> No <input type="checkbox"/>					
All samples received? Yes <input checked="" type="checkbox"/> No <input type="checkbox"/> All samples containers intact? Yes <input checked="" type="checkbox"/> No <input type="checkbox"/> Description(s) match COC? Yes <input type="checkbox"/> No <input type="checkbox"/>					
COC Received <input checked="" type="checkbox"/> YES <input type="checkbox"/> NO		Emissivity: <u>0.97</u> Container: <u>MA</u> Thermometer ID: <u>337</u> Temperature: (A) <u>1.9</u> °C / (C) <u>1-8</u> °C		Date/Time <u>12/30/25</u> Analyst Init <u>707 0923</u>	

SAMPLE CONTAINERS	SAMPLE NUMBERS									
	1	2	3	4	5	6	7	8	9	10
QT PE UNPRES										
4oz / 8oz / 16oz PE UNPRES										
2oz Cr*										
QT INORGANIC CHEMICAL METALS										
INORGANIC CHEMICAL METALS 4oz / 8oz / 16oz										
PT CYANIDE										
PT NITROGEN FORMS										
PT TOTAL SULFIDE										
2oz. NITRATE / NITRITE										
PT TOTAL ORGANIC CARBON										
PT CHEMICAL OXYGEN DEMAND										
PIA PHENOLICS										
40ml VOA VIAL TRAVEL BLANK										
40ml VOA VIAL										
QT EPA 1664B										
PT ODOR										
RADIOLOGICAL										
BACTERIOLOGICAL										
40 ml VOA VIAL- 504										
QT EPA 508/608.3/8081A										
QT EPA 515.1/8151A										
QT EPA 525.2										
QT EPA 525.2 TRAVEL BLANK										
40ml EPA 547										
40ml EPA 531.1										
8oz EPA 548.1										
QT EPA 549.2										
QT EPA 8015M										
QT EPA 8270C										
8oz / 16oz / 32oz AMBER										
8oz / 16oz / 32oz JAR										
SOIL SLEEVE										
PCB VIAL										
PLASTIC BAG										
TEDLAR BAG										
FERROUS IRON										
ENCORE										
SMART KIT										
SUMMA CANISTER										

CHECK BY SW DISTRIBUTION
 SUB OUT

Comments: _____
 Sample Numbering Completed By: 707 Date/Time: 0939 12/30/25
 A = Actual / C = Corrected

Enthalpy Laboratories-Orange
931 West Barkley Avenue
Orange, CA 92868

Reported: 01/06/2026 14:56
Project: Chiquita Canyon Landfill Stormwater
Project Number: EO-549730
Project Manager: David Tripp

Laboratory / Client Sample Cross Reference

Laboratory	Client Sample Information			
2522095-01	COC Number:	---	Receive Date:	12/30/2025 09:23
	Project Number:	---	Sampling Date:	12/24/2025 07:25
	Sampling Location:	---	Sample Depth:	---
	Sampling Point:	SOUTH BASIN - WESTERN INLET	Lab Matrix:	Water
	Sampled By:	client	Sample Type:	Water
2522095-02	COC Number:	---	Receive Date:	12/30/2025 09:23
	Project Number:	---	Sampling Date:	12/24/2025 08:10
	Sampling Location:	---	Sample Depth:	---
	Sampling Point:	SOUTH BASIN - EASTERN INLET	Lab Matrix:	Water
	Sampled By:	client	Sample Type:	Water

Enthalpy Laboratories-Orange
931 West Barkley Avenue
Orange, CA 92868

Reported: 01/06/2026 14:56
Project: Chiquita Canyon Landfill Stormwater
Project Number: EO-549730
Project Manager: David Tripp

Organo-Phosphorus Pesticide Analysis (EPA Method 8141A)

Pace Sample ID: 2522095-01 **Client Sample Name:** SOUTH BASIN - WESTERN INLET, 12/24/2025 7:25:00AM, client

Constituent	Result	Units	PQL	MDL	Method	MB Bias	Lab Quals	DCN
Azinphos methyl	ND	ug/L	0.50	0.12	EPA-8141A	ND		1
Bolstar	ND	ug/L	0.20	0.050	EPA-8141A	ND		1
Chlorpyrifos	ND	ug/L	0.20	0.050	EPA-8141A	ND		1
Coumaphos	ND	ug/L	0.50	0.11	EPA-8141A	ND		1
Demeton O/S	ND	ug/L	0.20	0.056	EPA-8141A	ND		1
Diazinon	ND	ug/L	0.20	0.050	EPA-8141A	ND		1
Dichlorvos	ND	ug/L	0.20	0.050	EPA-8141A	ND		1
Disulfoton	ND	ug/L	0.20	0.050	EPA-8141A	ND		1
Ethoprop	ND	ug/L	0.20	0.052	EPA-8141A	ND		1
Fensulfothion	ND	ug/L	0.20	0.051	EPA-8141A	ND		1
Fenthion	ND	ug/L	0.20	0.050	EPA-8141A	ND		1
Merphos	ND	ug/L	0.20	0.050	EPA-8141A	ND		1
Methyl parathion	ND	ug/L	0.20	0.050	EPA-8141A	ND		1
Mevinphos	ND	ug/L	0.20	0.050	EPA-8141A	ND		1
Naled	ND	ug/L	0.50	0.17	EPA-8141A	ND		1
Phorate	ND	ug/L	0.20	0.066	EPA-8141A	ND		1
Ronnel (Fenchlorphos)	ND	ug/L	0.20	0.050	EPA-8141A	ND		1
Stirophos (Tetrachlorvinphos)	ND	ug/L	0.20	0.082	EPA-8141A	ND		1
Tokuthion (Prothiofos)	ND	ug/L	0.20	0.050	EPA-8141A	ND		1
Trichloronate	ND	ug/L	0.20	0.050	EPA-8141A	ND		1
Triphenylphosphate (Surrogate)	55.4	%	50 - 130 (LCL - UCL)		EPA-8141A			1

DCN	Method	Prep Date	Run		Analyst	Instrument	Dilution	QC	
			Date/Time					Batch ID	Prep Method
1	EPA-8141A	12/31/25 08:30	01/06/26	06:21	HAH	GC-18	1	B224902	EPA 3510C

DCN = Data Continuation Number

Enthalpy Laboratories-Orange
931 West Barkley Avenue
Orange, CA 92868

Reported: 01/06/2026 14:56
Project: Chiquita Canyon Landfill Stormwater
Project Number: EO-549730
Project Manager: David Tripp

Organo-Phosphorus Pesticide Analysis (EPA Method 8141A)

Pace Sample ID:	2522095-02	Client Sample Name:	SOUTH BASIN - EASTERN INLET, 12/24/2025 8:10:00AM, client					
Constituent	Result	Units	PQL	MDL	Method	MB Bias	Lab Quals	DCN
Azinphos methyl	ND	ug/L	0.50	0.12	EPA-8141A	ND		1
Bolstar	ND	ug/L	0.20	0.050	EPA-8141A	ND		1
Chlorpyrifos	ND	ug/L	0.20	0.050	EPA-8141A	ND		1
Coumaphos	ND	ug/L	0.50	0.11	EPA-8141A	ND		1
Demeton O/S	ND	ug/L	0.20	0.056	EPA-8141A	ND		1
Diazinon	ND	ug/L	0.20	0.050	EPA-8141A	ND		1
Dichlorvos	ND	ug/L	0.20	0.050	EPA-8141A	ND		1
Disulfoton	ND	ug/L	0.20	0.050	EPA-8141A	ND		1
Ethoprop	ND	ug/L	0.20	0.052	EPA-8141A	ND		1
Fensulfothion	ND	ug/L	0.20	0.051	EPA-8141A	ND		1
Fenthion	ND	ug/L	0.20	0.050	EPA-8141A	ND		1
Merphos	ND	ug/L	0.20	0.050	EPA-8141A	ND		1
Methyl parathion	ND	ug/L	0.20	0.050	EPA-8141A	ND		1
Mevinphos	ND	ug/L	0.20	0.050	EPA-8141A	ND		1
Naled	ND	ug/L	0.50	0.17	EPA-8141A	ND		1
Phorate	ND	ug/L	0.20	0.066	EPA-8141A	ND		1
Ronnel (Fenclorvos)	ND	ug/L	0.20	0.050	EPA-8141A	ND		1
Stirophos (Tetrachlorvinphos)	ND	ug/L	0.20	0.082	EPA-8141A	ND		1
Tokuthion (Prothiofos)	ND	ug/L	0.20	0.050	EPA-8141A	ND		1
Trichloronate	ND	ug/L	0.20	0.050	EPA-8141A	ND		1
Triphenylphosphate (Surrogate)	23.6	%	50 - 130 (LCL - UCL)		EPA-8141A		S09	1

DCN	Method	Prep Date	Run		Analyst	Instrument	Dilution	QC	
			Date/Time					Batch ID	Prep Method
1	EPA-8141A	12/31/25 08:30	01/06/26	07:50	HAH	GC-18	1	B224902	EPA 3510C

DCN = Data Continuation Number

Enthalpy Laboratories-Orange
931 West Barkley Avenue
Orange, CA 92868

Reported: 01/06/2026 14:56
Project: Chiquita Canyon Landfill Stormwater
Project Number: EO-549730
Project Manager: David Tripp

Organo-Phosphorus Pesticide Analysis (EPA Method 8141A)

Quality Control Report - Method Blank Analysis

Constituent	QC Sample ID	MB Result	Units	PQL	MDL	Lab Quals	Run #
QC Batch ID: B224902							
Azinphos methyl	B224902-BLK1	ND	ug/L	0.50	0.12		1
Bolstar	B224902-BLK1	ND	ug/L	0.20	0.050		1
Chlorpyrifos	B224902-BLK1	ND	ug/L	0.20	0.050		1
Coumaphos	B224902-BLK1	ND	ug/L	0.50	0.11		1
Demeton O/S	B224902-BLK1	ND	ug/L	0.20	0.056		1
Diazinon	B224902-BLK1	ND	ug/L	0.20	0.050		1
Dichlorvos	B224902-BLK1	ND	ug/L	0.20	0.050		1
Disulfoton	B224902-BLK1	ND	ug/L	0.20	0.050		1
Ethoprop	B224902-BLK1	ND	ug/L	0.20	0.052		1
Fensulfothion	B224902-BLK1	ND	ug/L	0.20	0.051		1
Fenthion	B224902-BLK1	ND	ug/L	0.20	0.050		1
Merphos	B224902-BLK1	ND	ug/L	0.20	0.050		1
Methyl parathion	B224902-BLK1	ND	ug/L	0.20	0.050		1
Mevinphos	B224902-BLK1	ND	ug/L	0.20	0.050		1
Naled	B224902-BLK1	ND	ug/L	0.50	0.17		1
Phorate	B224902-BLK1	ND	ug/L	0.20	0.066		1
Ronnel (Fenchlorphos)	B224902-BLK1	ND	ug/L	0.20	0.050		1
Stirophos (Tetrachlorvinphos)	B224902-BLK1	ND	ug/L	0.20	0.082		1
Tokuthion (Prothiofos)	B224902-BLK1	ND	ug/L	0.20	0.050		1
Trichloronate	B224902-BLK1	ND	ug/L	0.20	0.050		1
Triphenylphosphate (Surrogate)	B224902-BLK1	91.6	%	50 - 130 (LCL - UCL)			1

Run #	QC Sample ID	QC Type	Method	Prep Date	Run Date Time	Analyst	Instrument	Dilution
1	B224902-BLK1	PB	EPA-8141A	12/31/25	01/06/26 03:53	HAH	GC-18	1

The results in this report apply to the samples analyzed in accordance with the chain of custody document. This analytical report must be reproduced in its entirety.
All results listed in this report are for the exclusive use of the submitting party. Pace Analytical assumes no responsibility for report alteration, separation, detachment or third party interpretation.

Enthalpy Laboratories-Orange
931 West Barkley Avenue
Orange, CA 92868

Reported: 01/06/2026 14:56
Project: Chiquita Canyon Landfill Stormwater
Project Number: EO-549730
Project Manager: David Tripp

Organo-Phosphorus Pesticide Analysis (EPA Method 8141A)

Quality Control Report - Laboratory Control Sample

Constituent	QC Sample ID	Type	Result	Spike Level	Units	Percent Recovery	RPD	Control Limits		Lab	Run #
								Percent Recovery	RPD		
QC Batch ID: B224902											
Bolstar	B224902-BS1	LCS	1.7200	2.0000	ug/L	86.0		50 - 130			1
	B224902-BSD1	LCSD	1.6700	2.0000	ug/L	83.5	2.9	50 - 130	30		2
Chlorpyrifos	B224902-BS1	LCS	1.8450	2.0000	ug/L	92.2		60 - 120			1
	B224902-BSD1	LCSD	1.8150	2.0000	ug/L	90.8	1.6	60 - 120	30		2
Diazinon	B224902-BS1	LCS	1.6050	2.0000	ug/L	80.2		60 - 130			1
	B224902-BSD1	LCSD	1.8150	2.0000	ug/L	90.8	12.3	60 - 130	30		2
Methyl parathion	B224902-BS1	LCS	1.6800	2.0000	ug/L	84.0		60 - 120			1
	B224902-BSD1	LCSD	1.7050	2.0000	ug/L	85.2	1.5	60 - 120	30		2
Mevinphos	B224902-BS1	LCS	1.4050	2.0000	ug/L	70.2		50 - 120			1
	B224902-BSD1	LCSD	1.5000	2.0000	ug/L	75.0	6.5	50 - 120	30		2
Ronnel (Fenclorphos)	B224902-BS1	LCS	1.7900	2.0000	ug/L	89.5		50 - 120			1
	B224902-BSD1	LCSD	1.8900	2.0000	ug/L	94.5	5.4	50 - 120	30		2
Stirophos (Tetrachlorvinphos)	B224902-BS1	LCS	1.7850	2.0000	ug/L	89.2		50 - 120			1
	B224902-BSD1	LCSD	1.8000	2.0000	ug/L	90.0	0.8	50 - 120	30		2
Triphenylphosphate (Surrogate)	B224902-BS1	LCS	2.3600	2.5000	ug/L	94.4		50 - 130			1
	B224902-BSD1	LCSD	2.1750	2.5000	ug/L	87.0	8.2	50 - 130			2

Run #	QC Sample ID	QC Type	Method	Prep Date	Run		Analyst	Instrument	Dilution
					Date Time				
1	B224902-BS1	LCS	EPA-8141A	12/31/25	01/06/26 04:23		HAH	GC-18	1
2	B224902-BSD1	LCSD	EPA-8141A	12/31/25	01/06/26 04:52		HAH	GC-18	1

The results in this report apply to the samples analyzed in accordance with the chain of custody document. This analytical report must be reproduced in its entirety.
All results listed in this report are for the exclusive use of the submitting party. Pace Analytical assumes no responsibility for report alteration, separation, detachment or third party interpretation.



Enthalpy Laboratories-Orange
931 West Barkley Avenue
Orange, CA 92868

Reported: 01/06/2026 14:56
Project: Chiquita Canyon Landfill Stormwater
Project Number: EO-549730
Project Manager: David Tripp

Notes And Definitions

- MDL Method Detection Limit
- ND Analyte Not Detected
- PQL Practical Quantitation Limit
- S09 The surrogate recovery for this compound was not within the control limits.

The results in this report apply to the samples analyzed in accordance with the chain of custody document. This analytical report must be reproduced in its entirety.
All results listed in this report are for the exclusive use of the submitting party. Pace Analytical assumes no responsibility for report alteration, separation, detachment or third party interpretation.

Laboratory Job Number 549730

Subcontracted Products

McCampbell Analytical, Inc.



McC Campbell Analytical, Inc.

"When Quality Counts"

Analytical Report

WorkOrder: 2512J13

Report Created for: Enthalpy Analytical

931 West Barkley Avenue
Orange, CA 92868

Project Contact: David Tripp

Project P.O.: 079649

Project: EO-549730

Project Location:

Project Received: 12/30/2025

Analytical Report reviewed & approved for release on 01/06/2026 by:

Ana Venegas
Project Manager

The report shall not be reproduced except in full, without the written approval of the laboratory. The analytical results relate only to the items tested. Results reported conform to the most current regulatory standards, where applicable, unless otherwise stated.





Glossary of Terms & Qualifier Definitions

Client: Enthalpy Analytical

WorkOrder: 2512J13

Project: EO-549730

Glossary Abbreviation

%D	Serial Dilution Percent Difference
95% Interval	95% Confident Interval
CCV	Continuing Calibration Verification.
CCV REC (%)	% recovery of Continuing Calibration Verification.
CPT	Consumer Product Testing not NELAP Accredited
DF	Dilution Factor
DI WET	(DISTLC) Waste Extraction Test using DI water
DISS	Dissolved (direct analysis of 0.45 µm filtered and acidified water sample)
DLT	Dilution Test (Serial Dilution)
DUP	Duplicate
EDL	Estimated Detection Limit
ERS	External reference sample. Second source calibration verification.
ITEF	International Toxicity Equivalence Factor
LCS	Laboratory Control Sample
LCS2	Second LCS for the batch. Spike level is lower than that for the first LCS; applicable to method 1633.
LQL	Lowest Quantitation Level
MB	Method Blank
MB IS/SS % Rec	% Recovery of Internal Standard or Surrogate in Method Blank, if applicable
MB SS % Rec	% Recovery of Surrogate in Method Blank, if applicable
MDL	Method Detection Limit ¹
ML	Minimum Level of Quantitation
MS	Matrix Spike
MSD	Matrix Spike Duplicate
NA	Not Applicable
ND	Not detected at or above the indicated MDL or RL.
NR	Data Not Reported due to matrix interference or insufficient sample amount.
PDS	Post Digestion Spike
PF	Prep Factor
RD	Relative Difference
RL	Reporting Limit ²
RPD	Relative Percent Difference
RRT	Relative Retention Time
RSD	Relative Standard Deviation
SNR	Surrogate is diluted out of the calibration range

¹ MDL is the minimum measured concentration of a substance that can be reported with 99% confidence that the measured concentration is distinguishable from method blank results. Definition and Procedure for the Determination of the Method Detection Limit, Revision 2, 40CFR, Part 136, Appendix B, EPA 821-R-16-006, December 2016. Values are based upon our default extraction volume/amount and are subject to change.

² RL is the lowest level that can be reliably determined within specified limits of precision and accuracy during routine laboratory operating conditions. (The RL cannot be lower than the lowest calibration standard used in the initial calibration of the instrument and must be greater than the MDL.) Values are based upon our default extraction volume/amount and are subject to change.



Glossary of Terms & Qualifier Definitions

Client: Enthalpy Analytical

WorkOrder: 2512J13

Project: EO-549730

SPK Val	Spike Value
SPKRef Val	Spike Reference Value
SPLP	Synthetic Precipitation Leachate Procedure
ST	Sorbent Tube
TCLP	Toxicity Characteristic Leachate Procedure
TEQ	Toxicity Equivalents
TNTC	"Too Numerous to Count;" greater than 250 colonies observed on the plate.
TPH-Diesel	Sample results for semi-volatile TPH (diesel, kerosene, oil, etc) were calculated using a background subtraction procedure to correct for instrument baseline rise (column bleed) as described in Sec 7.7.2.2 of EPA 8015 B, C.
TZA	TimeZone Net Adjustment for sample collected outside of MAI's Coordinated Universal Time (UTC). (Adjustment for Daylight Saving is not accounted.)
WET (STLC)	Waste Extraction Test (Soluble Threshold Limit Concentration)

Analytical Qualifiers

a3	Sample diluted due to high organic content interfering with quantitative/or qualitative analysis.
b1	Aqueous sample that contains greater than ~1 vol. % sediment

Quality Control Qualifiers

F5	LCS/LCSD recovery is outside of acceptance limits; however, the data is acceptable based upon the TNI allowable marginal exceedances.
----	---



Analytical Report

Client: Enthelpy Analytical
Date Received: 12/30/2025 9:43
Date Prepared: 12/31/2025
Project: EO-549730

WorkOrder: 2512J13
Extraction Method: E8151A
Analytical Method: E8151A
Unit: µg/L

Chlorinated Herbicides by GC-ECD

Client ID	Lab ID	Matrix	Date Collected	Instrument FileID	Batch ID
SOUTH BASIN-WESTERN INLET	2512J13-001A	Water	12/24/2025 07:25	GC15A 01052619.D	332928

Analytes	Result	MDL	RL	DF	Date Analyzed
Acifluorfen	ND	5.3	10	10	01/05/2026 20:51
Bentazon	ND	3.2	10	10	01/05/2026 20:51
Chloramben	ND	6.4	10	10	01/05/2026 20:51
2,4-D (Dichlorophenoxyacetic acid)	ND	0.79	2.0	10	01/05/2026 20:51
2,4-DB	ND	4.2	10	10	01/05/2026 20:51
Dalapon	ND	7.7	10	10	01/05/2026 20:51
D CPA (mono & diacid)	ND	5.0	10	10	01/05/2026 20:51
Dicamba	ND	0.74	2.0	10	01/05/2026 20:51
3,5-Dichlorobenzoic Acid	ND	2.4	10	10	01/05/2026 20:51
Dichloroprop	ND	3.5	10	10	01/05/2026 20:51
Dinoseb (DNBP)	ND	3.0	10	10	01/05/2026 20:51
MCPA	ND	13	20	10	01/05/2026 20:51
MCPP	ND	12	20	10	01/05/2026 20:51
4-Nitrophenol	ND	7.7	10	10	01/05/2026 20:51
Pentachlorophenol (PCP)	ND	0.55	2.0	10	01/05/2026 20:51
Picloram	ND	3.8	10	10	01/05/2026 20:51
2,4,5-T (Trichlorophenoxy acetic acid)	ND	1.0	2.0	10	01/05/2026 20:51
2,4,5-TP (Silvex)	ND	1.6	5.0	10	01/05/2026 20:51

Surrogates	REC (%)	Limits	DF	Date Analyzed
DCAA	94	60-140	10	01/05/2026 20:51

Analyst(s): DP

Analytical Comments: a3,b1



Analytical Report

Client: Enthelpy Analytical
Date Received: 12/30/2025 9:43
Date Prepared: 12/31/2025
Project: EO-549730

WorkOrder: 2512J13
Extraction Method: E8151A
Analytical Method: E8151A
Unit: µg/L

Chlorinated Herbicides by GC-ECD

Client ID	Lab ID	Matrix	Date Collected	Instrument FileID	Batch ID
SOUTH BASIN-EASTERN INLET	2512J13-002A	Water	12/24/2025 08:10	GC15A 01052620.D	332928

Analytes	Result	MDL	RL	DF	Date Analyzed
Acifluorfen	ND	5.3	10	10	01/05/2026 21:16
Bentazon	ND	3.2	10	10	01/05/2026 21:16
Chloramben	ND	6.4	10	10	01/05/2026 21:16
2,4-D (Dichlorophenoxyacetic acid)	ND	0.79	2.0	10	01/05/2026 21:16
2,4-DB	ND	4.2	10	10	01/05/2026 21:16
Dalapon	ND	7.7	10	10	01/05/2026 21:16
D CPA (mono & diacid)	ND	5.0	10	10	01/05/2026 21:16
Dicamba	ND	0.74	2.0	10	01/05/2026 21:16
3,5-Dichlorobenzoic Acid	ND	2.4	10	10	01/05/2026 21:16
Dichloroprop	ND	3.5	10	10	01/05/2026 21:16
Dinoseb (DNBP)	ND	3.0	10	10	01/05/2026 21:16
MCPA	ND	13	20	10	01/05/2026 21:16
MCPP	ND	12	20	10	01/05/2026 21:16
4-Nitrophenol	ND	7.7	10	10	01/05/2026 21:16
Pentachlorophenol (PCP)	ND	0.55	2.0	10	01/05/2026 21:16
Picloram	ND	3.8	10	10	01/05/2026 21:16
2,4,5-T (Trichlorophenoxy acetic acid)	ND	1.0	2.0	10	01/05/2026 21:16
2,4,5-TP (Silvex)	ND	1.6	5.0	10	01/05/2026 21:16

Surrogates	REC (%)	Limits	DF	Date Analyzed
DCAA	99	60-140	10	01/05/2026 21:16

Analyst(s): DP

Analytical Comments: a3,b1



Analytical Report

Client: Enthalpy Analytical
Date Received: 12/30/2025 9:43
Date Prepared: 12/30/2025
Project: EO-549730

WorkOrder: 2512J13
Extraction Method: RSK175
Analytical Method: RSK175
Unit: µg/L

Dissolved Carbon Dioxide by RSK 175

Client ID	Lab ID	Matrix	Date Collected	Instrument FileID	Batch ID
SOUTH BASIN-WESTERN INLET	2512J13-001B	Water	12/24/2025 07:25	GC26 1230250304.D	332910

Analytes	Result	MDL	RL	DF	Date Analyzed
Carbon Dioxide	1400	50	50	1	12/30/2025 16:11

Analyst(s): CLO

Analytical Comments: b1

Client ID	Lab ID	Matrix	Date Collected	Instrument FileID	Batch ID
SOUTH BASIN-EASTERN INLET	2512J13-002B	Water	12/24/2025 08:10	GC26 1230250305.D	332910

Analytes	Result	MDL	RL	DF	Date Analyzed
Carbon Dioxide	300	50	50	1	12/30/2025 16:24

Analyst(s): CLO

Analytical Comments: b1



Quality Control Report

Client: Enthelphy Analytical
Date Prepared: 12/31/2025
Date Analyzed: 01/05/2026
Instrument: GC15A
Matrix: Water
Project: EO-549730

WorkOrder: 2512J13
BatchID: 332928
Extraction Method: E8151A
Analytical Method: E8151A
Unit: µg/L
Sample ID: MB/LCS/LCSD-332928

QC Summary Report for E8151A

Analyte	MB Result	MDL	RL	SPK Val	MB IS/SS %REC	MB IS/SS Limits
Acifluorfen	ND	0.53	1.0	-	-	-
Bentazon	ND	0.32	1.0	-	-	-
Chloramben	ND	0.64	1.0	-	-	-
2,4-D (Dichlorophenoxyacetic acid)	ND	0.079	0.20	-	-	-
2,4-DB	ND	0.42	1.0	-	-	-
Dalapon	ND	0.77	1.0	-	-	-
DCPA (mono & diacid)	ND	0.50	1.0	-	-	-
Dicamba	ND	0.074	0.20	-	-	-
3,5-Dichlorobenzoic Acid	ND	0.24	1.0	-	-	-
Dichloroprop	ND	0.35	1.0	-	-	-
Dinoseb (DNBP)	ND	0.30	1.0	-	-	-
MCPA	ND	1.3	2.0	-	-	-
MCPP	ND	1.2	2.0	-	-	-
4-Nitrophenol	ND	0.77	1.0	-	-	-
Pentachlorophenol (PCP)	ND	0.055	0.20	-	-	-
Picloram	ND	0.38	1.0	-	-	-
2,4,5-T (Trichlorophenoxy acetic acid)	ND	0.10	0.20	-	-	-
2,4,5-TP (Silvex)	ND	0.16	0.50	-	-	-
Surrogate Recovery						
DCAA	9.7			10	97	70-130



Quality Control Report

Client: Enthalpy Analytical
Date Prepared: 12/31/2025
Date Analyzed: 01/05/2026
Instrument: GC15A
Matrix: Water
Project: EO-549730

WorkOrder: 2512J13
BatchID: 332928
Extraction Method: E8151A
Analytical Method: E8151A
Unit: µg/L
Sample ID: MB/LCS/LCSD-332928

QC Summary Report for E8151A

Analyte	LCS Result	LCSD Result	SPK Val	LCS %REC	LCSD %REC	LCS/LCSD Limits	RPD	RPD Limit
Acifluorfen	8.6	8.7	10	86	87	70-130	0.280	30
Bentazon	10	10	10	104	104	70-130	0.0107	30
Chloramben	11	11	10	112	112	70-130	0.0992	30
2,4-D (Dichlorophenoxyacetic acid)	9.8	9.0	10	98	90	70-130	8.81	30
2,4-DB	9.8	9.7	10	98	97	70-130	1.45	30
Dalapon	10	9.9	10	102	99	70-130	2.44	30
DCPA (mono & diacid)	9.0	8.8	10	90	88	70-130	2.09	30
Dicamba	9.5	9.2	10	95	92	70-130	3.71	30
3,5-Dichlorobenzoic Acid	9.5	9.2	10	95	92	70-130	3.17	30
Dichloroprop	9.6	9.0	10	96	90	70-130	6.86	30
Dinoseb (DNBP)	9.9	9.8	10	99	98	70-130	0.973	30
MCPA	110	86	100	110	86	70-130	24.8	30
MCPP	110	94	100	112	94	70-130	17.4	30
4-Nitrophenol	6.8	6.6	10	68,F5	66,F5	70-130	2.22	30
Pentachlorophenol (PCP)	9.7	9.4	10	97	94	70-130	2.97	30
Picloram	8.8	8.6	10	88	86	70-130	2.06	30
2,4,5-T (Trichlorophenoxy acetic acid)	9.5	9.4	10	95	94	70-130	1.19	30
2,4,5-TP (Silvex)	9.6	9.3	10	96	93	70-130	3.92	30
Surrogate Recovery								
DCAA	10	9.9	10	103	99	70-130	3.75	30



Quality Control Report

Client: Enthalpy Analytical
Date Prepared: 12/30/2025
Date Analyzed: 12/30/2025
Instrument: GC26
Matrix: Water
Project: EO-549730

WorkOrder: 2512J13
BatchID: 332910
Extraction Method: RSK175
Analytical Method: RSK175
Unit: µg/L
Sample ID: MB/LCS/LCSD-332910

QC Summary Report for RSK175

Analyte	MB Result	MDL	RL			
Carbon Dioxide	ND	50	50	-	-	-

Analyte	LCS Result	LCSD Result	SPK Val	LCS %REC	LCSD %REC	LCS/LCSD Limits	RPD	RPD Limit
Carbon Dioxide	140	140	187.2	76	75	70-130	0.907	30



Certified Analyte List

Client: Enthalpy Analytical

WorkOrder: 2512J13

Project: EO-549730

Analyte	Cert 1	Cert 2	Cert 3	Cert 4	Cert 5	Analytical Method	Matrix
2,4,5-T (Trichlorophenoxy acetic acid)	<input checked="" type="radio"/>	<input checked="" type="radio"/>	<input type="radio"/>	<input type="radio"/>	<input type="radio"/>	E8151A	Water
2,4,5-TP (Silvex)	<input checked="" type="radio"/>	<input checked="" type="radio"/>	<input type="radio"/>	<input type="radio"/>	<input type="radio"/>	E8151A	Water
2,4-D (Dichlorophenoxyacetic acid)	<input checked="" type="radio"/>	<input checked="" type="radio"/>	<input type="radio"/>	<input type="radio"/>	<input type="radio"/>	E8151A	Water
2,4-DB	<input checked="" type="radio"/>	<input checked="" type="radio"/>	<input type="radio"/>	<input type="radio"/>	<input type="radio"/>	E8151A	Water
3,5-Dichlorobenzoic Acid	<input type="radio"/>	<input checked="" type="radio"/>	<input type="radio"/>	<input type="radio"/>	<input type="radio"/>	E8151A	Water
4-Nitrophenol	<input checked="" type="radio"/>	<input checked="" type="radio"/>	<input type="radio"/>	<input type="radio"/>	<input type="radio"/>	E8151A	Water
Acifluorfen	<input type="radio"/>	<input checked="" type="radio"/>	<input type="radio"/>	<input type="radio"/>	<input type="radio"/>	E8151A	Water
Bentazon	<input type="radio"/>	<input checked="" type="radio"/>	<input type="radio"/>	<input type="radio"/>	<input type="radio"/>	E8151A	Water
Chloramben	<input type="radio"/>	<input checked="" type="radio"/>	<input type="radio"/>	<input type="radio"/>	<input type="radio"/>	E8151A	Water
Dalapon	<input checked="" type="radio"/>	<input checked="" type="radio"/>	<input type="radio"/>	<input type="radio"/>	<input type="radio"/>	E8151A	Water
DCPA (mono & diacid)	<input type="radio"/>	<input checked="" type="radio"/>	<input type="radio"/>	<input type="radio"/>	<input type="radio"/>	E8151A	Water
Dicamba	<input checked="" type="radio"/>	<input checked="" type="radio"/>	<input type="radio"/>	<input type="radio"/>	<input type="radio"/>	E8151A	Water
Dichloroprop	<input checked="" type="radio"/>	<input checked="" type="radio"/>	<input type="radio"/>	<input type="radio"/>	<input type="radio"/>	E8151A	Water
Dinoseb (DNBP)	<input checked="" type="radio"/>	<input checked="" type="radio"/>	<input type="radio"/>	<input type="radio"/>	<input type="radio"/>	E8151A	Water
MCPA	<input checked="" type="radio"/>	<input checked="" type="radio"/>	<input type="radio"/>	<input type="radio"/>	<input type="radio"/>	E8151A	Water
MCPP	<input checked="" type="radio"/>	<input checked="" type="radio"/>	<input type="radio"/>	<input type="radio"/>	<input type="radio"/>	E8151A	Water
Pentachlorophenol (PCP)	<input checked="" type="radio"/>	<input checked="" type="radio"/>	<input type="radio"/>	<input type="radio"/>	<input type="radio"/>	E8151A	Water
Picloram	<input type="radio"/>	<input checked="" type="radio"/>	<input type="radio"/>	<input type="radio"/>	<input type="radio"/>	E8151A	Water

Certifications

Cert 1 CA ELAP 1644

Cert 2 ORELAP (NELAP) 4033

The Certified Analyte Report lists the compounds for which MAI is accredited at the time of issuance. Although MAI holds multiple accreditations, methods with extensive compound lists may not be fully accredited due to state agency availability.



1534 Willow Pass Rd
Pittsburg, CA 94565-1701
(925) 252-9262

WaterTrax CLIP EDF

CHAIN-OF-CUSTODY RECORD

WorkOrder: 2512J13

ClientCode: ENO

QuoteID: 252619

EQuIS Dry-Weight Email HardCopy ThirdParty J-flag

Detection Summary Excel [A1_Standard_QC]

Report to:

David Tripp
Enthalpy Analytical
931 West Barkley Avenue
Orange, CA 92868
657-581-4710 FAX:

Email: david.tripp@enthalpy.com
cc/3rd Party: incomingreports@enthalpy.com;
PO: 079649
Project: EO-549730

Bill to:

Accounts Payable/Enthalpy SoCal
Montrose Environmental Group
PO Box 842165
Boston, MA 02284-2165
003EL_ap@montrose-env.com

Requested TAT: 1 day;

Date Received: 12/30/2025

Date Logged: 12/30/2025

Lab ID	ClientSampID	Matrix	Collection Date	Hold	Requested Tests (See legend below)											
					1	2	3	4	5	6	7	8	9	10	11	12
2512J13-001	SOUTH BASIN-WESTERN INLET	Water	12/24/2025 07:25	<input type="checkbox"/>	A	A	B									
2512J13-002	SOUTH BASIN-EASTERN INLET	Water	12/24/2025 08:10	<input type="checkbox"/>	A	A	B									

Test Legend:

1	8151_W	2	PRDisposal Fee	3	RSK175_CO2_W	4	
5		6		7		8	
9		10		11		12	

Prepared by: Agustina Venegas

Comments:

NOTE: Soil samples are discarded 60 days after receipt unless other arrangements are made (Water samples are 30 days).
Hazardous samples will be returned to client or disposed of at client expense.



WORK ORDER SUMMARY

Client Name: ENTHALPY ANALYTICAL

Project: EO-549730

Work Order: 2512J13

Client Contact: David Tripp

QC Level: LEVEL 2

Contact's Email: david.tripp@enthalpy.com

Comments:

Date Logged: 12/30/2025

WaterTrax CLIP EDF Excel EQUIS Email HardCopy ThirdParty J-flag

LabID	ClientSampID	Matrix	Test Name	Cont./Comp.	Bottle & Preservative	U**	Head Space	Dry-Weight	Collection Date & Time	TAT	Test Due Date	Sediment Content	Hold	Sub Out
001A	SOUTH BASIN-WESTERN INLET	Water	E8151A (Chlorinated Herbicides)	1	1LA Narrow Mouth, Unpres	<input type="checkbox"/>	<input type="checkbox"/>	<input type="checkbox"/>	12/24/2025 7:25	1 day	12/31/2025	1%+	<input type="checkbox"/>	<input type="checkbox"/>
001B	SOUTH BASIN-WESTERN INLET	Water	RSK175 (CO2)	2	VOA, Unpres	<input type="checkbox"/>	<input type="checkbox"/>	<input type="checkbox"/>	12/24/2025 7:25	1 day	12/31/2025	1%+	<input type="checkbox"/>	<input type="checkbox"/>
002A	SOUTH BASIN-EASTERN INLET	Water	E8151A (Chlorinated Herbicides)	1	1LA Narrow Mouth, Unpres	<input type="checkbox"/>	<input type="checkbox"/>	<input type="checkbox"/>	12/24/2025 8:10	1 day	12/31/2025	1%+	<input type="checkbox"/>	<input type="checkbox"/>
002B	SOUTH BASIN-EASTERN INLET	Water	RSK175 (CO2)	2	VOA, Unpres	<input type="checkbox"/>	<input type="checkbox"/>	<input type="checkbox"/>	12/24/2025 8:10	1 day	12/31/2025	1%+	<input type="checkbox"/>	<input type="checkbox"/>

NOTES: * STLC and TCLP extractions require 2 days to complete; therefore, all TATs begin after the extraction is completed (i.e., One-day TAT yields results in 3 days from sample submission).

- ISM prep requires 5 to 10 days to complete; therefore, all TATs begin after the extraction is completed (i.e., One-day TAT yields results in 6 to 11 days from sample submission). Due date listed on WO summary will not accurately reflect the time needed for sample preparation.

- Organic extracts are held for 40 days before disposal; Inorganic extract are held for 30 days.

- MAI assumes that all material present in the provided sampling container is considered part of the sample - MAI does not exclude any material from the sample prior to sample preparation unless requested in writing by the client.

U** = An unpreserved container was received for a method that suggests a preservation in order to extend hold time for analysis.

HOLD TIME RUSH

2512J13



931 West Barkley Ave
Orange, CA 92868
(714) 771-6900

Subcontract Laboratory:

McC Campbell Analytical, Inc.
1534 Willow Pass Rd.
Pittsburg, CA 94565
ATTN: Quote ID: 252619
PO #: PO-079649

Enthalpy Order: EO-549730

PM: David Tripp
Email: david.tripp@enthalpy.com
CC: incomingreports@enthalpy.com
Phone: 657-581-4710

Results Due: Standard TAT
Report Level: II
Report To: MDL
EDDs: Standard Excel
EDD

Notes:

Sample ID	Collected	Lab ID	# Cont.	Matrix	Analysis Requested	Comment
SOUTH BASIN - WESTERN INLET	24-DEC-2025 07:25	549730-001	1	Water	EPA 8151A Chlorinated Herbicides	
			2	Water	RSK-175 CO2	
SOUTH BASIN - EASTERN INLET	24-DEC-2025 08:10	549730-002	1	Water	EPA 8151A Chlorinated Herbicides	
			2	Water	RSK-175 CO2	

Notes:	Relinquished By:	Received By:
	<i>[Signature]</i>	<i>[Signature]</i>
	Date: 12-29-25 14:49	Date: 12/30/25 0943
	Date:	Date:
	Date:	Date:

0.20 mEq
1RA1

1 of 1
FEDEX: 887494489839



Sample Receipt Checklist

Client Name: Enthalpy Analytical
 Project: EO-549730

Date and Time Received: 12/30/2025 09:43
 Date Logged: 12/30/2025

WorkOrder No: 2512J13 Matrix: Water
 Carrier: FedEx

Received by: Agustina Venegas
 Logged by: Agustina Venegas

Chain of Custody (COC) Information

Chain of custody present?	Yes <input checked="" type="checkbox"/>	No <input type="checkbox"/>	
Chain of custody signed when relinquished and received?	Yes <input checked="" type="checkbox"/>	No <input type="checkbox"/>	
Chain of custody agrees with sample labels?	Yes <input checked="" type="checkbox"/>	No <input type="checkbox"/>	
Sample IDs noted by Client on COC?	Yes <input checked="" type="checkbox"/>	No <input type="checkbox"/>	
Date and Time of collection noted by Client on COC?	Yes <input checked="" type="checkbox"/>	No <input type="checkbox"/>	
Sampler's name noted on COC?	Yes <input type="checkbox"/>	No <input checked="" type="checkbox"/>	
COC agrees with Quote?	Yes <input checked="" type="checkbox"/>	No <input type="checkbox"/>	NA <input type="checkbox"/>
COC quote NOT expired?	Yes <input checked="" type="checkbox"/>	No <input type="checkbox"/>	NA <input type="checkbox"/>

Sample Receipt Information

Custody seals intact on shipping container/cooler?	Yes <input type="checkbox"/>	No <input type="checkbox"/>	NA <input checked="" type="checkbox"/>
Custody seals intact on sample bottles?	Yes <input type="checkbox"/>	No <input type="checkbox"/>	NA <input checked="" type="checkbox"/>
Shipping container/cooler in good condition?	Yes <input checked="" type="checkbox"/>	No <input type="checkbox"/>	
Samples in proper containers/bottles?	Yes <input checked="" type="checkbox"/>	No <input type="checkbox"/>	
Sample containers intact?	Yes <input checked="" type="checkbox"/>	No <input type="checkbox"/>	
Sufficient sample volume for indicated test?	Yes <input checked="" type="checkbox"/>	No <input type="checkbox"/>	

Sample Preservation and Hold Time (HT) Information

All samples received within holding time?	Yes <input checked="" type="checkbox"/>	No <input type="checkbox"/>	NA <input type="checkbox"/>
Samples Received on Ice?	Yes <input checked="" type="checkbox"/>	No <input type="checkbox"/>	

(Ice Type: WET ICE)

Sample/Temp Blank temperature		Temp: 0.2°C	NA <input type="checkbox"/>
ZHS conditional analyses: VOA meets zero headspace requirement (VOCs, TPHg/BTEX, RSK)?	Yes <input checked="" type="checkbox"/>	No <input type="checkbox"/>	NA <input type="checkbox"/>
Sample labels checked for correct preservation?	Yes <input checked="" type="checkbox"/>	No <input type="checkbox"/>	
pH acceptable upon receipt (Metal: <2)?	Yes <input type="checkbox"/>	No <input type="checkbox"/>	NA <input checked="" type="checkbox"/>

UCMR Samples:

pH tested and acceptable upon receipt (200.7: ≤2; 533: 6 - 8; 537.1: 6 - 8)?	Yes <input type="checkbox"/>	No <input type="checkbox"/>	NA <input checked="" type="checkbox"/>
Free Chlorine tested and acceptable upon receipt (<0.1mg/L) [not applicable to 200.7]?	Yes <input type="checkbox"/>	No <input type="checkbox"/>	NA <input checked="" type="checkbox"/>

Comments:

Laboratory Job Number 549730

Subcontracted Products

Enthalpy - El Dorado Hills



January 20, 2026

**Enthalpy Analytical - El Dorado Hills
Work Order No. 2512238**

Mr. David Tripp
Enthalpy Analytical
931 W. Barkley Avenue
Orange, CA 92868

Dear Mr. Tripp,

Enclosed are the results for the sample set received at Enthalpy Analytical - EDH on December 30, 2025 under your Project Name 'EO-549730'.

Enthalpy Analytical - EDH is committed to serving you effectively. If you require additional information, please contact me at 916-673-1520 or by email at mark.rein@enthalpy.com.

Thank you for choosing Enthalpy Analytical - EDH as part of your analytical support team.

Sincerely,

A handwritten signature in black ink, appearing to read 'Mark Rein', is displayed within a light grey rectangular box.

Mark Rein
Project Manager

Enthalpy Analytical -EDH certifies that the report herein meets all the requirements set forth by NELAP for those applicable test methods. Results relate only to the samples as received by the laboratory. This report should not be reproduced except in full without the written approval of Enthalpy Analytical -EDH.

Enthalpy Analytical - EDH Work Order No. 2512238

Case Narrative

Sample Condition on Receipt:

Two water samples were received and stored securely in accordance with Enthalpy Analytical - EDH standard operating procedures and EPA methodology. The samples were received in good condition and within the method temperature requirements.

Analytical Notes:

EPA Method 8290A

The samples were extracted and analyzed for 2,3,7,8 TCDD by EPA Method 8290A using a ZB-DIOXIN GC column.

Holding Times

The method holding time criteria were met for these samples.

Quality Control

The Initial Calibration and Continuing Calibration Verifications met the method acceptance criteria.

A Method Blank and Ongoing Precision and Recovery (OPR) sample were extracted and analyzed with the preparation batch. No analytes were detected above the sample quantitation limits in the Method Blank. The OPR recoveries were within the method acceptance criteria.

Labeled standard recoveries for all QC and field samples were within method acceptance criteria.

TABLE OF CONTENTS

Case Narrative.....	1
Table of Contents.....	3
Sample Inventory.....	4
Analytical Results.....	5
Qualifiers.....	10
Certifications.....	11
Sample Receipt.....	12

Sample Inventory Report

Sample ID	Client Sample ID	Sampled	Received	Components/Containers
2512238-01	SOUTH BASIN - WESTERN INLET	24-Dec-25 07:25	30-Dec-25 09:20	Amber Glass NM Bottle, 1L
2512238-02	SOUTH BASIN - EASTERN INLET	24-Dec-25 08:10	30-Dec-25 09:20	Amber Glass NM Bottle, 1L

ANALYTICAL RESULTS

Sample ID: Method Blank
EPA Method 8290A

Client Data		Laboratory Data			
Name:	Enthalpy Analytical	Lab Sample:	B26A139-BLK1		
Project:	EO-549730	QC Batch:	B26A139	Date Extracted:	16-Jan-26
Matrix:	Aqueous	Sample Size:	0.500 L	Column:	ZB-DIOXIN

Analyte	Conc. (pg/L)	MDL	RL	Qualifiers	Analyzed	Dilution
2,3,7,8-TCDD	ND	3.56	10.0		17-Jan-26 18:55	1
Labeled Standards	Type	% Recovery	Limits	Qualifiers	Analyzed	Dilution
13C-2,3,7,8-TCDD	IS	82.8	40 - 135		17-Jan-26 18:55	1
37Cl-2,3,7,8-TCDD	CRS	89.2	40 - 135		17-Jan-26 18:55	1

MDL - Method Detection Limit

Results reported to MDL.

RL - Reporting limit

Sample ID: OPR
EPA Method 8290A

Client Data		Laboratory Data			
Name:	Enthalpy Analytical	Lab Sample:	B26A139-BS1		
Project:	EO-549730	QC Batch:	B26A139	Date Extracted:	16-Jan-26 03:19
Matrix:	Aqueous	Sample Size:	0.500 L	Column:	ZB-DIOXIN

Analyte	Amt Found (pg/L)	Spike Amt	% Recovery	Limits	Qualifiers	Analyzed	Dilution
2,3,7,8-TCDD	355	400	88.9	70 - 130		17-Jan-26 15:57	1
Labeled Standards	Type		% Recovery	Limits	Qualifiers	Analyzed	Dilution
13C-2,3,7,8-TCDD	IS		75.4	40 - 135		17-Jan-26 15:57	1
37Cl-2,3,7,8-TCDD	CRS		79.1	40 - 135		17-Jan-26 15:57	1

Sample ID: SOUTH BASIN - WESTERN INLET
EPA Method 8290A

Client Data		Laboratory Data				
Name:	Enthalpy Analytical	Lab Sample:	2512238-01	Date Received:	30-Dec-25 09:20	
Project:	EO-549730	QC Batch:	B26A139	Date Extracted:	16-Jan-26	
Matrix:	Water	Sample Size:	0.500 L	Column:	ZB-DIOXIN	
Date Collected:	24-Dec-25 07:25					

Analyte	Conc. (pg/L)	MDL	RL	Qualifiers	Analyzed	Dilution
2,3,7,8-TCDD	ND	3.56	9.99		18-Jan-26 08:27	1

Labeled Standards	Type	% Recovery	Limits	Qualifiers	Analyzed	Dilution
13C-2,3,7,8-TCDD	IS	72.5	40 - 135		18-Jan-26 08:27	1
37Cl-2,3,7,8-TCDD	CRS	87.9	40 - 135		18-Jan-26 08:27	1

MDL - Method Detection Limit

RL - Reporting limit

Results reported to MDL.

Sample ID: SOUTH BASIN - EASTERN INLET
EPA Method 8290A

Client Data		Laboratory Data			
Name:	Enthalpy Analytical	Lab Sample:	2512238-02	Date Received:	30-Dec-25 09:20
Project:	EO-549730	QC Batch:	B26A139	Date Extracted:	16-Jan-26
Matrix:	Water	Sample Size:	0.500 L	Column:	ZB-DIOXIN
Date Collected:	24-Dec-25 08:10				

Analyte	Conc. (pg/L)	MDL	RL	Qualifiers	Analyzed	Dilution
2,3,7,8-TCDD	ND	3.56	10.0		18-Jan-26 09:12	1
Labeled Standards	Type	% Recovery	Limits	Qualifiers	Analyzed	Dilution
13C-2,3,7,8-TCDD	IS	63.1	40 - 135		18-Jan-26 09:12	1
37Cl-2,3,7,8-TCDD	CRS	95.3	40 - 135		18-Jan-26 09:12	1

MDL - Method Detection Limit

RL - Reporting limit

Results reported to MDL.

DATA QUALIFIERS & ABBREVIATIONS

B	Compound was also detected in the method blank
Conc.	Concentration
CRS	Cleanup Recovery Standard
D	Dilution
DL	Detection Limit
E	Concentration exceeded the calibration range
EDL	Estimated Detection Limit
EMPC	Estimated Maximum Possible Concentration
H	Recovery and/or RPD was outside laboratory acceptance limits
I	Chemical Interference
IS	Internal Standard
J	Estimated Concentration below the Reporting Limit/LOQ
LOD	Limit of Detection
LOQ	Limit of Quantitation
MDL	Method Detection Limit
NA	Not Applicable
ND	Not Detected
OPR	Ongoing Precision and Recovery sample
P	Concentration may include contribution from chlorinated diphenyl ether(s).
Q	Ion transition ratio is outside of the acceptance criteria.
RL	Reporting Limit (MRL)
TEQ	Toxic Equivalency, sum of the toxic equivalency factors (TEF) multiplied by the sample concentrations.
TEQMax	TEQ calculated using the detection limit as the concentration for non-detects
TEQMin	TEQ calculated using zero as the concentration for non-detects
TEQRisk	TEQ calculated using ½ the detection limit as the concentration for non-detects
U	Not Detected (specific projects only)
*	See Cover Letter

Unless otherwise noted, solid sample results are reported in dry weight. Tissue samples are reported in wet weight.

Enthalpy Analytical - EDH Certifications

Accrediting Authority	Certificate Number
Alaska Department of Environmental Conservation	17-013
Arkansas Department of Environmental Quality	21-023-0
California Department of Health – ELAP	2892
DoD ELAP - A2LA Accredited - ISO/IEC 17025	3091.01
Florida Department of Health	E87777
Hawaii Department of Health	N/A
Louisiana Department of Environmental Quality	01977
Maine Department of Health	2020018
Michigan Department of Environmental Quality	9932
Minnesota Department of Health	2211390
Nevada Division of Environmental Protection	CA00413
New Hampshire Environmental Accreditation Program	207721
New Jersey Department of Environmental Protection	CA003
New York Department of Health	11411
Ohio Environmental Protection Agency	87778
Oregon Laboratory Accreditation Program	4042-021
Texas Commission on Environmental Quality	T104704189-22-13
Vermont Department of Health	VT-4042
Virginia Department of General Services	11276
Washington Department of Ecology	C584
Wisconsin Department of Natural Resources	998036160

Current certificates and lists of licensed parameters can be found at Enthalpy.com/Resources/Accreditations.



931 West Barkley Ave
 Orange, CA 92868
 (714) 771-6900

Subcontract Laboratory:

Enthalpy - El Dorado Hills
 1104 Windfield Way
 El Dorado Hills, CA 95762
 ATTN: Mark Rein
 PO #: Required, to be sent via email

Enthalpy Order: EO-549730

PM: David Tripp
 Email: david.tripp@enthalpy.com
 CC: incomingreports@enthalpy.com
 Phone: 657-581-4710

2512238

Results Due: Standard TAT
 Report Level: II
 Report To: MDL
 EDDs: BLDR:Enthalpy (the normal EDD you send to Orange)

1.2°C

Notes:

Chiquita Canyon Stormwater

Sample ID	Collected	Lab ID	# Cont.	Matrix	Analysis Requested	Comment
SOUTH BASIN - WESTERN INLET	24-DEC-2025 07:25	549730-001	1	Water	EPA 8290 - 2,3,7,8-TCDD Only	
SOUTH BASIN - EASTERN INLET	24-DEC-2025 08:10	549730-002	1	Water	EPA 8290 - 2,3,7,8-TCDD Only	

Notes:	Relinquished By:	Received By:
	Date: 12-29-25 14:49	Date: 12/30/25 09:20
	Date:	Date:
	Date:	Date:

CoC/Label Reconciliation Report WO# 2512238

LabNumber	CoC Sample ID	SampleAlias	Sample Date/Time	Container	BaseMatrix	Sample Comments
2512238-01	A SOUTH BASIN - WESTERN INLET	549730-001	24-Dec-25 07:25	Amber Glass NM Bottle, 1L	Aqueous	
2512238-02	A SOUTH BASIN - EASTERN INLET	549730-002	24-Dec-25 08:10	Amber Glass NM Bottle, 1L	Aqueous	

Checkmarks indicate that information on the COC reconciled with the sample label.
Any discrepancies are noted in the following columns.

CONDITION	Yes	No	NA
Sample Container Intact?	✓		
Sample Container(s) Custody Seals Intact?			✓
Custody Seals On Cooler Intact?			✓
Adequate Sample Volume?	✓		
Container Type Appropriate for Analysis(es)?	✓		

Comments:

A) No back up volume

Preservation Documented: Na2S2O3 Trizma NH4CH3CO2 None Other

Verified by/Date: KYA 12/30/25
XAO 12/30/25



ENTHALPY
ANALYTICAL

Enthalpy Analytical
931 West Barkley Ave
Orange, CA 92868
(714) 771-6900

enthalpy.com

Lab Job Number : 549733
Report Level : II
Report Date : 01/20/2026

Analytical Report *prepared for:*

Dylan Smith
Waste Connections
Chiquita Canyon Landfill
29201 Henry Mayo Drive
Castaic, CA 91384

Project: CCLF STORMWATER - Chiquita Canyon Stormwater

Authorized for release by:

David Tripp, Project Manager
657-581-4710
david.tripp@enthalpy.com

This data package has been reviewed for technical correctness and completeness. Release of this data has been authorized by the Laboratory Manager or the Manager's designee, as verified by the above signature which applies to this PDF file as well as any associated electronic data deliverable files. The results contained in this report meet all requirements of NELAP and pertain only to those samples which were submitted for analysis. This report may be reproduced only in its entirety.

CA ELAP# 1338, CA ELAP #1338-S1, NELAP# 4038, SCAQMD LAP# 18LA0518, LACSD ID# 10105, ORELAP# 4197

Sample Summary

Dylan Smith	Lab Job #:	549733
Waste Connections	Project No:	CCLF STORMWATER
Chiquita Canyon Landfill	Location:	Chiquita Canyon Stormwater
29201 Henry Mayo	Date Received:	12/24/25
Drive		
Castaic, CA 91384		

Sample ID	Lab ID	Collected	Matrix
SOUTH	549733-001	12/24/25 09:10	Water

Case Narrative

Waste Connections
Chiquita Canyon Landfill
29201 Henry Mayo Drive
Castaic, CA 91384
Dylan Smith

Lab Job Number: 549733
Project No: CCLF STORMWATER
Location: Chiquita Canyon
Stormwater
Date Received: 12/24/25

This data package contains sample and QC results for one water sample, requested for the above referenced project on 12/24/25. The sample was received in good condition.

Volatile Organics by GC/MS (EPA 8260B):

- Low recoveries were observed for a number of analytes in the MS/MSD for batch 391133; the parent sample was not a project sample, the BS/BSD were within limits, and the associated RPDs were within limits.
- SOUTH (lab # 549733-001) had pH greater than 2.
- No other analytical problems were encountered.

Semivolatile Organics by GC/MS (EPA 8270C):

No analytical problems were encountered.

Semivolatile Organics by GC/MS (EPA 625.1):

No analytical problems were encountered.

Semivolatile Organics by GC/MS SIM (EPA 8270C-SIM):

No analytical problems were encountered.

Pesticides (EPA 8081A):

No analytical problems were encountered.

Total Organic Carbon by IR (SM 5310B):

No analytical problems were encountered.

PCBs (EPA 8082):

No analytical problems were encountered.

Metals (EPA 200.7, EPA 200.8, and EPA 245.1):

- High recovery was observed for zinc in the MS for batch 391007; the parent sample was not a project sample, the LCS was within limits, and the associated RPD was within limits.
- No other analytical problems were encountered.

Ion Chromatography (EPA 300.0):

No analytical problems were encountered.

Total Phosphorus as P (SM 4500-P-B5-E):

No analytical problems were encountered.

Conductivity (SM2510B):

No analytical problems were encountered.

Total Oil & Grease (HEM) (EPA 1664A):

- Matrix spikes were not performed for this analysis due to insufficient sample volume.
- No analytical problems were encountered.

Total Phenolics (EPA 420.1):

No analytical problems were encountered.

Alkalinity (SM2320B):

No analytical problems were encountered.

Sulfide (SM 4500-S2-D):

No analytical problems were encountered.

Total Dissolved Solids (TDS) (SM2540C):

- High RPD was observed for total dissolved solids in the SDUP of SOUTH BASIN - WESTERN INLET (lab # 549730-001).
- No other analytical problems were encountered.

Total Suspended Solids (TSS) (SM2540D):

- High RPD was observed for total suspended solids in the SDUP for batch 391103; the parent sample was not a project sample.
- No other analytical problems were encountered.

Chemical Oxygen Demand (SM5220D):

No analytical problems were encountered.

Biochemical Oxygen Demand (SM5210B):

No analytical problems were encountered.

Turbidity (SM2130B):

No analytical problems were encountered.

Cyanide - Semi-Automated Method (SM 4500-CN-E and SM 4500-CN-E):

- High RPD was observed for cyanide in the MS/MSD for batch 391320; the parent sample was not a project sample, and this analyte was not detected at or above the RL in the associated sample.
- No other analytical problems were encountered.

Coliform - 9221 Tests (SM 9221B and SM 9221F):

No analytical problems were encountered.

Ammonia and TKN- Semi-Automated Method (SM 4500-NH3-G):

No analytical problems were encountered.

Organophosphorus Pesticides (EPA 8141A):

Pace Laboratories in Bakersfield, CA performed the analysis (see sublab report section for certifications). Please see the Pace Laboratories case narrative.

8151A Chlorinated Herbicides (EPA 8151A):

McC Campbell Analytical, Inc. in Pittsburg, CA performed the analysis (NELAP certified). Please see the McC Campbell Analytical, Inc. case narrative.

RSK-175 CO2 (RSK-175):

McC Campbell Analytical, Inc. in Pittsburg, CA performed the analysis (see sublab report section for certifications). Please see the McC Campbell Analytical, Inc. case narrative.

Dioxins & Furans (EPA 8290):

Enthalpy - El Dorado Hills in El Dorado Hills, CA performed the analysis (see sublab report section for certifications). Please see the Enthalpy - El Dorado Hills case narrative.



Login 549733



En

931 W. Barkley Avenue, Orange, CA 92868
Phone 714-771-6900

Chain of Custody Record

Lab No: **549733**
Page: 1 of 3

Standard: X
2 Day: 3
3 Day: Custom TAT

Turn Around Time (rush by advanced notice only)

Sample Receipt Temp: (lab use only)

CUSTOMER INFORMATION		PROJECT INFORMATION	
Company:	Chiquita Canyon, LLC	Name:	SW - Inlets
Report To:	Kate Logan	Number:	
Email:	kate.logan@wasteconnections.com	P.O. #:	
Address:	29201 Henry Mayo Drive	Address:	29201 Henry Mayo Drive
	Castaic, CA 91384		Castaic, CA 91384
Phone:	682-559-3880	Global ID:	
Fax:		Sampled By:	CH, GA

Sample ID	Sampling Date	Sampling Time	Matrix	Container No. / Size	Pres.	Analysis Request		Test Instructions / Comments
						200.7/200.8 Metals (see comments)	200.8 - Ag, As, B, Ba, Be, Cd, Co, Cr, Cu, Ni, Mn, Pb, Sb, Se, Sn, Tl, V, Zn	
1 Outlet	12/24/25	0910	W	31	6,2,4,1	X	X	200.8 - Ag, As, B, Ba, Be, Cd, Co, Cr, Cu, Ni, Mn, Pb, Sb, Se, Sn, Tl, V, Zn 200.7 - Fe, Ca, K, Mg, Na Additional email recipients: matt.breuer@wasteconnections.com stormwater@wasteconnections.com tmb@swteng.com aav@swteng.com Direct invoices to: Maribel Bolanos (661) 257-3665 Temp: 15.0°C, pH 8.19
2						X	X	8290 2,3,7,8-TCDD
3						X	X	8270C
4						X	X	8260 VOCs
5						X	X	8151 Herbicides
6						X	X	8141 Organophosphorus Pesticides
7						X	X	8081 Pesticides / 8082 PCBs
8						X	X	4500-CN-E Cyanide
9						X	X	245.1 Mercury
10								

Signature	Print Name	Company / Title	Date / Time
	G. Alvarado	CT&E	12/24/25 12:00
	HR	EO	12/26/25 12:00
1 Relinquished By:			
1 Received By:			
2 Relinquished By:			
2 Received By:			
3 Relinquished By:			
3 Received By:			



Enthalpy Analytical - Orange

931 W. Barkley Avenue, Orange, CA 92868

Phone 714-771-6900

Chain of Custody Record

Lab No: **549733**
 Page: **2** of **3**

Matrix: A = Air S = Soil/Solid
 W = Water DW = Drinking Water SD = Sediment
 PP = Pure Product SEA = Sea Water
 SW = Swab T = Tissue WP = Wipe O = Other

Turn Around Time (rush by advanced notice only)

Standard: 3 Day:
 2 Day:
 1 Day:
 Custom TAT:

Sample Receipt Temp:

Preservatives:
 1 = Na₂S₂O₃ 2 = HCl 3 = HNO₃
 4 = H₂SO₄ 5 = NaOH 6 = Other

(lab use only)

PROJECT INFORMATION

Company: Chiquita Canyon, LLC Name: SW - inlets
 Report To: Kate Logan Number:
 Email: kate.logan@wasteconnections.com P.O. #:
 Address: 29201 Henry Mayo Drive Address: 29201 Henry Mayo Drive
 Castaic, CA 91384 Castaic, CA 91384
 Phone: 682-559-3880 Global ID:
 Sampled By: CH, GA

Analysis Request

SM4500-S2-D Total Sulfide X
 420.1 Total Phenolics X
 1664A Oil and Grease X
 9221B Total Coliform X
 9221F E. Coll X
 300.0 Cl, Br, Fl, NO3, NO2, SO4 X
 2540D TSS X
 5310B TOC X
 8270 SIM 1,4-Dioxane X
 SM2320B Alkalinity X

Test Instructions / Comments

Additional email recipients:
 matt.breuer@wasteconnections.com
 stormwater@wasteconnections.com
 tmb@swteng.com
 aav@swteng.com

Direct invoices to:
 Maribel Bolanos
 (661) 257-3665

Temp: 15.0°C, pH 8.19

Sample ID	Sampling Date	Sampling Time	Matrix	Container No. / Size	Pres.
1 Outlet	12/24/25	0910	W	31	6,2,4,1
2					
3					
4					
5					
6					
7					
8					
9					
10					

Signature: *[Signature]* Print Name: **G. Aureng**
 Relinquished By: *[Signature]* Company / Title: **CTBH**
 Received By: *[Signature]* Date / Time: **12/24/25 12:00**
 Relinquished By: *[Signature]* **EA**
 Received By: *[Signature]* **EA**



Enthalpy Analytical - Orange

931 W. Barkley Avenue, Orange, CA 92868
Phone 714-771-6900

Chain of Custody Record
Lab No: 549733
Page: 3 of 3

Turn Around Time (rush by advanced notice only)
Standard: 5 Day: 3 Day:
2 Day: 1 Day: Custom TAT:

Matrix: A = Air S = Soil/Solid
W = Water DW = Drinking Water SD = Sediment
PP = Pure Product SEA = Sea Water
SW = Swab T = Tissue WP = Wipe O = Other

Preservatives:
1 = Na₂S₂O₃ 2 = HCl 3 = HNO₃
4 = H₂SO₄ 5 = NaOH 6 = Other

Sample Receipt Temp:
(lab use only)

CUSTOMER INFORMATION		PROJECT INFORMATION	
Company:	Chiquita Canyon, LLC	Name:	SW - inlets
Report To:	Kate Logan	Number:	
Email:	kate.logan@wasteconnections.com	P.O. #:	
Address:	29201 Henry Mayo Drive	Address:	29201 Henry Mayo Drive
	Castaic, CA 91384		Castaic, CA 91384
Phone:	682-559-3880	Global ID:	
Fax:		Sampled By:	CH, GA

Sample ID	Sampling Date	Sampling Time	Matrix	Container No. / Size	Pres.	Analysis Request										Test Instructions / Comments
						SM5220D Chemical Oxygen Demand	SM2510B Specific Conductance	RSK-175 Carbon Dioxide	2540E TDS	SM2130B Turbidity	350.1 Ammonia	625.1 - See Comments	625.1 Alpha-Terpineol	SM5210B BOD		
1 Outlet	12/24/25	0910	W	31	6,2,4,1	X	X	X	X	X	X	X	X	X	X	625.1 - Benzoic Acid, Pyridine, Phenol, 2-methylphenol, 3,4-methylphenol, Cresol, Naphthalene, alpha-terpineol Additional email recipients: matt.breuer@wasteconnections.com stormwater@wasteconnections.com tmb@swteng.com aav@swteng.com Direct invoices to: Maribel Bolanos (661) 257-3665 Temp: 15.0°C, pH 8.19
2																
3																
4																
5																
6																
7																
8																
9																
10																

Signature	Print Name	Company / Title	Date / Time
	P. Alvarez	CTSA	12/24/25 12:00
1 Relinquished By:			
1 Received By:			
2 Relinquished By:			
2 Received By:			
3 Relinquished By:			
3 Received By:			

SAMPLE RECEIPT CHECKLIST



Section 1: General Info

Date Received: 12/24/23 WO# 549730 Client: Chiquita Canyon

Section 2: Shipping / Custody

Are custody seals present? Yes No

Custody seals intact on arrival? N/A Yes No On cooler / box On samples

Courier Walk-In Field Sampling Shipping Info: _____

Section 3a: Condition / Packaging

Outside 0.0 - 6.0°C (0.0 - 10.0°C for microbiology) (PM notified)

Date Opened 12/24/23 By (initials) JXR/AGN Type of ice used: Wet Blue/Gel None

Samples received on ice directly from the field; cooling process had begun. (if checked, skip temperatures)

Sample matrix doesn't require cooling (e.g. air, bulk PCB). (if checked, skip temperatures)

If no cooler: Observed/Adjusted Temp (°C): _____ / _____ Thermometer/IR Gun: _____ CF: _____

Cooler Temp (°C) #1: 1.0 / 1.2 #2: 0.8 / 1.0 #3: 3.1 / 3.3 #4: 2.8 / 3.0 #5: 1.7 / 1.9 #6: 2.9 / 3.1

Section 3b: Microbiology Samples

No microbiology samples submitted (skip 3b)

Within temp range 0.0 - 10.0°C or received on ice directly from field.

Adequate headspace for microbiology analysis.

Section 3c: Air Samples

No air samples submitted (skip 3c)

1.4L Canisters 6L Canisters Tedlar Bags MCE Cassettes Sorbent Tubes Other _____

Section 4: Containers / Labels / Samples

	YES	NO	N/A
1) Were custody papers present, filled properly, and legible?	/		
2) Is the sampler's name present on the CoC?	/		
3) Were containers received in good condition (unbroken / unopened / uncompromised)?	/		
4) Were the samples bagged? (required for microbiology samples; recommended for soil samples)	/		
5) Were all of, and only, the correct samples received?	/		
6) Are sample labels present, legible, and in agreement with the CoC?	/		
7) Does the container count match the CoC?	/		
8) Was sufficient sample volume / mass received for the analyses requested?	/		
9) Were samples received in proper containers for the analyses requested?	/		
10) Were samples received with > 1/2 holding time remaining?		/	
11) Are samples properly preserved as indicated by CoC / labels?	/		
12) Unpreserved VOAs received - If necessary, was the hold time changed in LIMS?			/
13) Are VOA vials free from headspace/bubbles > 6mm?	/		

Section 5: Explanations / Comments

(If no comments are made, then no discrepancies noted.)

No additional discrepancies

Date Logged 12/24/23 By (print) GCN (sign) [Signature]
 Date Labeled 12/24/23 By (print) AGN (sign) [Signature] for AGN

[External] - Sample ID Correction - 12/24 Stormwater

From Matt Tuggle <mtuggle@cteh.com>
Date Wed 12/31/2025 8:35 AM
To David Tripp <david.tripp@enthalpy.com>
Cc chercyk@cteh.com <chercyk@cteh.com>

EXTERNAL EMAIL - This email was sent by a person from outside your organization. Exercise caution when clicking links, opening attachments or taking further action, before validating its authenticity.

Hi Dave,

The sample ID for the "Outlet" stormwater sample on 12/24 should be "South". Could you please change that on your end?

Thanks,
Matt

Matt Tuggle
CTEH, LLC
Mobile: 979-229-5300
mtuggle@cteh.com | www.cteh.com

CONFIDENTIALITY NOTICE: The contents of this email message and any attachments are intended solely for the addressee(s) and may contain confidential, proprietary and/or privileged information and may be legally protected from disclosure. If you are not the intended recipient of this message or their agent, or if this message has been addressed to you in error, please immediately alert the sender by reply email and then delete this message and any attachments and the reply from your system. If you are not the intended recipient, you are hereby notified that any disclosure, use, dissemination, copying, or storage of this message or its attachments is strictly prohibited.

Analysis Results for 549733

Dylan Smith
 Waste Connections
 Chiquita Canyon Landfill
 29201 Henry Mayo Drive
 Castaic, CA 91384

Lab Job #: 549733
 Project No: CCLF STORMWATER
 Location: Chiquita Canyon Stormwater
 Date Received: 12/24/25

Sample ID: SOUTH	Lab ID: 549733-001	Collected: 12/24/25 09:10
Matrix: Water		

549733-001 Analyte	Result	Qual	Units	RL	MDL	DF	Batch	Prepared	Analyzed	Chemist
Method: EPA 1664A Prep Method: METHOD										
Total Oil and Grease	ND		mg/L	5.0	0.96	0.99	391287	12/30/25	12/31/25	JAG
Method: EPA 200.7 Prep Method: EPA 3015A										
Calcium	120		mg/L	0.10	0.0095	1	391061	12/26/25	12/26/25	CAP
Iron	34		mg/L	0.050	0.017	1	391061	12/26/25	12/26/25	CAP
Magnesium	24		mg/L	0.10	0.017	1	391061	12/26/25	12/26/25	CAP
Potassium	22		mg/L	0.50	0.20	1	391061	12/26/25	12/26/25	CAP
Sodium	61		mg/L	0.50	0.017	1	391061	12/26/25	12/26/25	CAP
Method: EPA 200.8 Prep Method: EPA 3015A										
Antimony	1.6	J	ug/L	2.0	0.31	1	391007	12/24/25	12/24/25	KAM
Arsenic	14		ug/L	2.0	0.21	1	391007	12/24/25	12/24/25	KAM
Barium	300		ug/L	5.0	0.33	1	391007	12/24/25	12/24/25	KAM
Beryllium	1.2		ug/L	1.0	0.062	1	391007	12/24/25	12/24/25	KAM
Boron	210		ug/L	100	57	10	391007	12/24/25	12/26/25	KAM
Cadmium	0.56	J	ug/L	1.0	0.11	1	391007	12/24/25	12/24/25	KAM
Chromium	31		ug/L	5.0	0.34	1	391007	12/24/25	12/24/25	KAM
Cobalt	14		ug/L	1.0	0.068	1	391007	12/24/25	12/24/25	KAM
Copper	42		ug/L	3.0	0.71	1	391007	12/24/25	12/24/25	KAM
Lead	26		ug/L	5.0	0.16	1	391007	12/24/25	12/24/25	KAM
Manganese	490		ug/L	10	1.7	1	391007	12/24/25	12/24/25	KAM
Nickel	28		ug/L	5.0	1.3	1	391007	12/24/25	12/24/25	KAM
Selenium	1.9	J	ug/L	4.0	1.6	1	391007	12/24/25	12/24/25	KAM
Silver	ND		ug/L	5.0	0.50	1	391007	12/24/25	12/24/25	KAM
Thallium	ND		ug/L	1.0	0.42	1	391007	12/24/25	12/24/25	KAM
Tin	0.33	J	ug/L	5.0	0.33	1	391007	12/24/25	12/24/25	KAM
Vanadium	64		ug/L	5.0	0.26	1	391007	12/24/25	12/24/25	KAM
Zinc	120		ug/L	10	7.6	1	391007	12/24/25	12/24/25	KAM
Method: EPA 245.1 Prep Method: EPA 245.1										
Mercury	0.16	J	ug/L	0.40	0.032	1	391043	12/26/25	12/26/25	MLL
Method: EPA 300.0 Prep Method: METHOD										
Fluoride	0.19	J	mg/L	0.20	0.072	1	391008	12/24/25 14:40	12/25/25 00:02	KUM
Chloride	40		mg/L	1.0	0.27	1	391008	12/24/25 14:40	12/25/25 00:02	KUM
Nitrogen, Nitrite	0.13		mg/L	0.10	0.02	1	391008	12/24/25 14:40	12/25/25 00:02	KUM

Analysis Results for 549733

549733-001 Analyte	Result	Qual	Units	RL	MDL	DF	Batch	Prepared	Analyzed	Chemist
Bromide	0.089	J	mg/L	0.30	0.060	1	391008	12/24/25 14:40	12/25/25 00:02	KUM
Nitrogen, Nitrate	1.9		mg/L	0.10	0.05	1	391008	12/24/25 14:40	12/25/25 00:02	KUM
Sulfate	210		mg/L	10	2.5	10	391008	12/24/25 14:40	12/25/25 00:22	KUM
Method: EPA 350.1 Prep Method: METHOD										
Ammonia-N	0.30		mg/L	0.10	0.068	1	391593	01/05/26	01/05/26	JAK
Method: EPA 420.1 Prep Method: METHOD										
Total Phenolics	0.0080	J	mg/L	0.010	0.0065	1	391723	01/06/26	01/06/26	LVL
Method: EPA 625.1 Prep Method: EPA 3510C										
Pyridine	ND		ug/L	20	5.6	2	391341	12/30/25	12/31/25	ZFA
Phenol	ND		ug/L	20	4.2	2	391341	12/30/25	12/31/25	ZFA
2-Methylphenol	ND		ug/L	20	6.5	2	391341	12/30/25	12/31/25	ZFA
3-,4-Methylphenol	ND		ug/L	20	6.0	2	391341	12/30/25	12/31/25	ZFA
Benzoic acid	ND		ug/L	100	22	2	391341	12/30/25	12/31/25	ZFA
Naphthalene	ND		ug/L	20	7.2	2	391341	12/30/25	12/31/25	ZFA
Cresol	ND		ug/L	20		2	391341	12/30/25	12/31/25	ZFA
a-Terpineol	ND		ug/L	20	4.1	2	391341	12/30/25	01/04/26	ZFA
Method: EPA 8081A Prep Method: EPA 3510C										
alpha-BHC	ND		ug/L	0.05	0.01	0.94	391164	12/28/25	01/02/26	KMB
beta-BHC	ND		ug/L	0.05	0.009	0.94	391164	12/28/25	01/02/26	KMB
gamma-BHC	ND		ug/L	0.05	0.008	0.94	391164	12/28/25	01/02/26	KMB
delta-BHC	ND		ug/L	0.05	0.008	0.94	391164	12/28/25	01/02/26	KMB
Heptachlor	ND		ug/L	0.05	0.02	0.94	391164	12/28/25	01/02/26	KMB
Aldrin	ND		ug/L	0.05	0.02	0.94	391164	12/28/25	01/02/26	KMB
Heptachlor epoxide	ND		ug/L	0.05	0.01	0.94	391164	12/28/25	01/02/26	KMB
Endosulfan I	ND		ug/L	0.05	0.01	0.94	391164	12/28/25	01/02/26	KMB
Dieldrin	ND		ug/L	0.09	0.01	0.94	391164	12/28/25	01/02/26	KMB
4,4'-DDE	ND		ug/L	0.09	0.02	0.94	391164	12/28/25	01/02/26	KMB
Endrin	ND		ug/L	0.09	0.01	0.94	391164	12/28/25	01/02/26	KMB
Endosulfan II	ND		ug/L	0.09	0.01	0.94	391164	12/28/25	01/02/26	KMB
Endosulfan sulfate	ND		ug/L	0.09	0.01	0.94	391164	12/28/25	01/02/26	KMB
4,4'-DDD	ND		ug/L	0.09	0.02	0.94	391164	12/28/25	01/02/26	KMB
Endrin aldehyde	ND		ug/L	0.09	0.02	0.94	391164	12/28/25	01/02/26	KMB
Endrin ketone	ND		ug/L	0.09	0.02	0.94	391164	12/28/25	01/02/26	KMB
4,4'-DDT	ND		ug/L	0.09	0.03	0.94	391164	12/28/25	01/02/26	KMB
Methoxychlor	ND		ug/L	0.09	0.02	0.94	391164	12/28/25	01/02/26	KMB
Toxaphene	ND		ug/L	1.9	0.5	0.94	391164	12/28/25	01/02/26	KMB
Chlordane (Technical)	ND		ug/L	0.9	0.2	0.94	391164	12/28/25	01/02/26	KMB
Surrogates				Limits						
TCMX	70%		%REC	29-120		0.94	391164	12/28/25	01/02/26	KMB
Decachlorobiphenyl	76%		%REC	33-132		0.94	391164	12/28/25	01/02/26	KMB
Method: EPA 8082 Prep Method: EPA 3510C										
Aroclor-1016	ND		ug/L	0.47	0.28	0.94	391164	12/28/25	01/02/26	KMB
Aroclor-1221	ND		ug/L	0.47	0.33	0.94	391164	12/28/25	01/02/26	KMB
Aroclor-1232	ND		ug/L	0.47	0.30	0.94	391164	12/28/25	01/02/26	KMB

Analysis Results for 549733

549733-001 Analyte	Result	Qual	Units	RL	MDL	DF	Batch	Prepared	Analyzed	Chemist
Aroclor-1242	ND		ug/L	0.47	0.39	0.94	391164	12/28/25	01/02/26	KMB
Aroclor-1248	ND		ug/L	0.47	0.22	0.94	391164	12/28/25	01/02/26	KMB
Aroclor-1254	ND		ug/L	0.47	0.33	0.94	391164	12/28/25	01/02/26	KMB
Aroclor-1260	ND		ug/L	0.47	0.31	0.94	391164	12/28/25	01/02/26	KMB
Aroclor-1262	ND		ug/L	0.47	0.38	0.94	391164	12/28/25	01/02/26	KMB
Aroclor-1268	ND		ug/L	0.47	0.33	0.94	391164	12/28/25	01/02/26	KMB
Surrogates				Limits						
Decachlorobiphenyl (PCB)	67%		%REC	28-138		0.94	391164	12/28/25	01/02/26	KMB

Method: EPA 8260B
 Prep Method: EPA 5030B

Carbon Disulfide	ND		ug/L	5.0	0.1	1	391133	12/27/25	12/27/25	LYZ
Chloroprene	ND		ug/L	200	0.4	1	391133	12/27/25	12/27/25	LYZ
3-Chloropropene	ND		ug/L	5.0	0.3	1	391133	12/27/25	12/27/25	LYZ
Ethyl methacrylate	ND		ug/L	50	2.1	1	391133	12/27/25	12/27/25	LYZ
Ethanol	ND		ug/L	500	110	1	391133	12/27/25	12/27/25	LYZ
2-Hexanone	ND		ug/L	5.0	1.1	1	391133	12/27/25	12/27/25	LYZ
Isopropanol (IPA)	ND		ug/L	200	52	1	391133	12/27/25	12/27/25	LYZ
Methyl acrylonitrile	ND		ug/L	35	3.7	1	391133	12/27/25	12/27/25	LYZ
Vinyl Acetate	ND		ug/L	50	15	1	391133	12/27/25	12/27/25	LYZ
Acrolein	ND		ug/L	200	2.7	1	391133	12/27/25	12/27/25	LYZ
Acrylonitrile	ND		ug/L	10	0.7	1	391133	12/27/25	12/27/25	LYZ
Freon 12	ND		ug/L	5.0	0.08	1	391133	12/27/25	12/27/25	LYZ
Chloromethane	ND		ug/L	5.0	0.09	1	391133	12/27/25	12/27/25	LYZ
Vinyl Chloride	ND		ug/L	5.0	0.06	1	391133	12/27/25	12/27/25	LYZ
Bromomethane	ND		ug/L	5.0	0.1	1	391133	12/27/25	12/27/25	LYZ
Chloroethane	ND		ug/L	5.0	0.1	1	391133	12/27/25	12/27/25	LYZ
Trichlorofluoromethane	ND		ug/L	5.0	0.05	1	391133	12/27/25	12/27/25	LYZ
Iodomethane	ND		ug/L	5.0		1	391133	12/27/25	12/27/25	LYZ
Acetone	ND		ug/L	100	5.0	1	391133	12/27/25	12/27/25	LYZ
Freon 113	ND		ug/L	5.0	0.1	1	391133	12/27/25	12/27/25	LYZ
1,1-Dichloroethene	ND		ug/L	5.0	0.09	1	391133	12/27/25	12/27/25	LYZ
Methylene Chloride	ND		ug/L	10	0.2	1	391133	12/27/25	12/27/25	LYZ
MTBE	ND		ug/L	5.0	0.08	1	391133	12/27/25	12/27/25	LYZ
trans-1,2-Dichloroethene	ND		ug/L	5.0	0.1	1	391133	12/27/25	12/27/25	LYZ
1,1-Dichloroethane	ND		ug/L	5.0	0.06	1	391133	12/27/25	12/27/25	LYZ
2-Butanone	ND		ug/L	10	1.5	1	391133	12/27/25	12/27/25	LYZ
cis-1,2-Dichloroethene	ND		ug/L	5.0	0.06	1	391133	12/27/25	12/27/25	LYZ
2,2-Dichloropropane	ND		ug/L	5.0	0.1	1	391133	12/27/25	12/27/25	LYZ
Chloroform	ND		ug/L	5.0	0.08	1	391133	12/27/25	12/27/25	LYZ
Bromochloromethane	ND		ug/L	5.0	0.2	1	391133	12/27/25	12/27/25	LYZ
1,1,1-Trichloroethane	ND		ug/L	5.0	0.07	1	391133	12/27/25	12/27/25	LYZ
1,1-Dichloropropene	ND		ug/L	5.0	0.07	1	391133	12/27/25	12/27/25	LYZ
Carbon Tetrachloride	ND		ug/L	5.0	0.07	1	391133	12/27/25	12/27/25	LYZ
1,2-Dichloroethane	ND		ug/L	5.0	0.1	1	391133	12/27/25	12/27/25	LYZ
Benzene	ND		ug/L	1.0	0.03	1	391133	12/27/25	12/27/25	LYZ
Trichloroethene	ND		ug/L	5.0	0.05	1	391133	12/27/25	12/27/25	LYZ
1,2-Dichloropropane	ND		ug/L	5.0	0.1	1	391133	12/27/25	12/27/25	LYZ
Bromodichloromethane	ND		ug/L	5.0	0.09	1	391133	12/27/25	12/27/25	LYZ
Dibromomethane	ND		ug/L	5.0	0.1	1	391133	12/27/25	12/27/25	LYZ
4-Methyl-2-Pentanone	ND		ug/L	5.0	1.0	1	391133	12/27/25	12/27/25	LYZ
cis-1,3-Dichloropropene	ND		ug/L	5.0	0.06	1	391133	12/27/25	12/27/25	LYZ
Toluene	ND		ug/L	5.0	0.06	1	391133	12/27/25	12/27/25	LYZ

Results for any subcontracted analyses are not included in this section.

Analysis Results for 549733

549733-001 Analyte	Result	Qual	Units	RL	MDL	DF	Batch	Prepared	Analyzed	Chemist
trans-1,3-Dichloropropene	ND		ug/L	5.0	0.08	1	391133	12/27/25	12/27/25	LYZ
1,1,2-Trichloroethane	ND		ug/L	5.0	0.2	1	391133	12/27/25	12/27/25	LYZ
1,3-Dichloropropane	ND		ug/L	5.0	0.1	1	391133	12/27/25	12/27/25	LYZ
Tetrachloroethene	ND		ug/L	5.0	0.1	1	391133	12/27/25	12/27/25	LYZ
Dibromochloromethane	ND		ug/L	5.0	0.09	1	391133	12/27/25	12/27/25	LYZ
1,2-Dibromoethane	ND		ug/L	5.0	0.1	1	391133	12/27/25	12/27/25	LYZ
Chlorobenzene	ND		ug/L	5.0	0.09	1	391133	12/27/25	12/27/25	LYZ
1,1,1,2-Tetrachloroethane	ND		ug/L	5.0	0.1	1	391133	12/27/25	12/27/25	LYZ
Ethylbenzene	ND		ug/L	5.0	0.09	1	391133	12/27/25	12/27/25	LYZ
m,p-Xylenes	ND		ug/L	5.0	0.1	1	391133	12/27/25	12/27/25	LYZ
o-Xylene	ND		ug/L	5.0	0.06	1	391133	12/27/25	12/27/25	LYZ
Styrene	ND		ug/L	5.0	0.09	1	391133	12/27/25	12/27/25	LYZ
Bromoform	ND		ug/L	5.0	0.07	1	391133	12/27/25	12/27/25	LYZ
Isopropylbenzene	ND		ug/L	5.0	0.05	1	391133	12/27/25	12/27/25	LYZ
1,1,2,2-Tetrachloroethane	ND		ug/L	5.0	0.07	1	391133	12/27/25	12/27/25	LYZ
1,2,3-Trichloropropane	ND		ug/L	5.0	0.1	1	391133	12/27/25	12/27/25	LYZ
Propylbenzene	ND		ug/L	5.0	0.07	1	391133	12/27/25	12/27/25	LYZ
Bromobenzene	ND		ug/L	5.0	0.03	1	391133	12/27/25	12/27/25	LYZ
1,3,5-Trimethylbenzene	ND		ug/L	5.0	0.06	1	391133	12/27/25	12/27/25	LYZ
2-Chlorotoluene	ND		ug/L	5.0	0.05	1	391133	12/27/25	12/27/25	LYZ
4-Chlorotoluene	ND		ug/L	5.0	0.06	1	391133	12/27/25	12/27/25	LYZ
tert-Butylbenzene	ND		ug/L	5.0	0.03	1	391133	12/27/25	12/27/25	LYZ
1,2,4-Trimethylbenzene	ND		ug/L	5.0	0.03	1	391133	12/27/25	12/27/25	LYZ
sec-Butylbenzene	ND		ug/L	5.0	0.06	1	391133	12/27/25	12/27/25	LYZ
para-Isopropyl Toluene	ND		ug/L	5.0	0.07	1	391133	12/27/25	12/27/25	LYZ
1,3-Dichlorobenzene	ND		ug/L	5.0	0.06	1	391133	12/27/25	12/27/25	LYZ
1,4-Dichlorobenzene	ND		ug/L	5.0	0.09	1	391133	12/27/25	12/27/25	LYZ
n-Butylbenzene	ND		ug/L	5.0	0.06	1	391133	12/27/25	12/27/25	LYZ
1,2-Dichlorobenzene	ND		ug/L	5.0	0.09	1	391133	12/27/25	12/27/25	LYZ
1,2-Dibromo-3-Chloropropane	ND		ug/L	5.0	0.5	1	391133	12/27/25	12/27/25	LYZ
1,2,4-Trichlorobenzene	ND		ug/L	5.0	0.07	1	391133	12/27/25	12/27/25	LYZ
Hexachlorobutadiene	ND		ug/L	5.0	0.2	1	391133	12/27/25	12/27/25	LYZ
1,2,3-Trichlorobenzene	ND		ug/L	5.0	0.08	1	391133	12/27/25	12/27/25	LYZ
cis-1,4-Dichloro-2-butene	ND		ug/L	5.0	0.4	1	391133	12/27/25	12/27/25	LYZ
trans-1,4-Dichloro-2-butene	ND		ug/L	5.0	0.4	1	391133	12/27/25	12/27/25	LYZ
Xylene (total)	ND		ug/L	5.0		1	391133	12/27/25	12/27/25	LYZ
Surrogates				Limits						
Dibromofluoromethane	96%		%REC	70-130		1	391133	12/27/25	12/27/25	LYZ
1,2-Dichloroethane-d4	99%		%REC	70-130		1	391133	12/27/25	12/27/25	LYZ
Toluene-d8	100%		%REC	70-130		1	391133	12/27/25	12/27/25	LYZ
Bromofluorobenzene	98%		%REC	70-130		1	391133	12/27/25	12/27/25	LYZ
Method: EPA 8270C-SIM Prep Method: EPA 3535										
1,4-Dioxane	ND		ug/L	1.0	0.87	1	391062	12/26/25	12/29/25	MSS
Surrogates				Limits						
1,4-Dioxane-d8 (SUR)	96%		%REC	80-120		1	391062	12/26/25	12/29/25	MSS
Method: EPA 8270C Prep Method: EPA 3510C										
Carbazole	ND		ug/L	20	5.5	2	391341	12/30/25	12/31/25	ZFA
N-Nitrosodimethylamine	ND		ug/L	20	5.8	2	391341	12/30/25	12/31/25	ZFA

Analysis Results for 549733

549733-001 Analyte	Result	Qual	Units	RL	MDL	DF	Batch	Prepared	Analyzed	Chemist
Aniline	ND		ug/L	20	5.7	2	391341	12/30/25	12/31/25	ZFA
bis(2-Chloroethyl)ether	ND		ug/L	50	7.4	2	391341	12/30/25	12/31/25	ZFA
2-Chlorophenol	ND		ug/L	20	7.2	2	391341	12/30/25	12/31/25	ZFA
1,3-Dichlorobenzene	ND		ug/L	20	6.5	2	391341	12/30/25	12/31/25	ZFA
1,4-Dichlorobenzene	ND		ug/L	20	6.8	2	391341	12/30/25	12/31/25	ZFA
Benzyl alcohol	ND		ug/L	50	12	2	391341	12/30/25	12/31/25	ZFA
1,2-Dichlorobenzene	ND		ug/L	20	6.7	2	391341	12/30/25	12/31/25	ZFA
bis(2-Chloroisopropyl) ether	ND		ug/L	20	7.7	2	391341	12/30/25	12/31/25	ZFA
N-Nitroso-di-n-propylamine	ND		ug/L	20	7.7	2	391341	12/30/25	12/31/25	ZFA
Hexachloroethane	ND		ug/L	20	6.0	2	391341	12/30/25	12/31/25	ZFA
Nitrobenzene	ND		ug/L	50	17	2	391341	12/30/25	12/31/25	ZFA
Isophorone	ND		ug/L	20	7.4	2	391341	12/30/25	12/31/25	ZFA
2-Nitrophenol	ND		ug/L	20	11	2	391341	12/30/25	12/31/25	ZFA
2,4-Dimethylphenol	ND		ug/L	20	6.5	2	391341	12/30/25	12/31/25	ZFA
bis(2-Chloroethoxy)methane	ND		ug/L	20	7.3	2	391341	12/30/25	12/31/25	ZFA
2,4-Dichlorophenol	ND		ug/L	20	7.4	2	391341	12/30/25	12/31/25	ZFA
1,2,4-Trichlorobenzene	ND		ug/L	20	6.9	2	391341	12/30/25	12/31/25	ZFA
4-Chloroaniline	ND		ug/L	20	6.2	2	391341	12/30/25	12/31/25	ZFA
Hexachlorobutadiene	ND		ug/L	20	4.4	2	391341	12/30/25	12/31/25	ZFA
4-Chloro-3-methylphenol	ND		ug/L	20	7.2	2	391341	12/30/25	12/31/25	ZFA
2-Methylnaphthalene	ND		ug/L	20	6.7	2	391341	12/30/25	12/31/25	ZFA
Hexachlorocyclopentadiene	ND		ug/L	50	16	2	391341	12/30/25	12/31/25	ZFA
2,4,6-Trichlorophenol	ND		ug/L	20	8.1	2	391341	12/30/25	12/31/25	ZFA
2,4,5-Trichlorophenol	ND		ug/L	20	7.4	2	391341	12/30/25	12/31/25	ZFA
2-Chloronaphthalene	ND		ug/L	20	6.8	2	391341	12/30/25	12/31/25	ZFA
2-Nitroaniline	ND		ug/L	100	8.7	2	391341	12/30/25	12/31/25	ZFA
Dimethylphthalate	ND		ug/L	20	6.9	2	391341	12/30/25	12/31/25	ZFA
Acenaphthylene	ND		ug/L	20	7.7	2	391341	12/30/25	12/31/25	ZFA
2,6-Dinitrotoluene	ND		ug/L	20	8.9	2	391341	12/30/25	12/31/25	ZFA
3-Nitroaniline	ND		ug/L	20	8.0	2	391341	12/30/25	12/31/25	ZFA
Acenaphthene	ND		ug/L	20	6.5	2	391341	12/30/25	12/31/25	ZFA
2,4-Dinitrophenol	ND		ug/L	100	30	2	391341	12/30/25	12/31/25	ZFA
4-Nitrophenol	ND		ug/L	20	17	2	391341	12/30/25	12/31/25	ZFA
Dibenzofuran	ND		ug/L	20	6.4	2	391341	12/30/25	12/31/25	ZFA
2,4-Dinitrotoluene	ND		ug/L	20	8.5	2	391341	12/30/25	12/31/25	ZFA
Diethylphthalate	ND		ug/L	20	5.8	2	391341	12/30/25	12/31/25	ZFA
Fluorene	ND		ug/L	20	6.2	2	391341	12/30/25	12/31/25	ZFA
4-Chlorophenyl-phenylether	ND		ug/L	20	6.1	2	391341	12/30/25	12/31/25	ZFA
4-Nitroaniline	ND		ug/L	20	6.7	2	391341	12/30/25	12/31/25	ZFA
4,6-Dinitro-2-methylphenol	ND		ug/L	100	34	2	391341	12/30/25	12/31/25	ZFA
N-Nitrosodiphenylamine	ND		ug/L	20	7.9	2	391341	12/30/25	12/31/25	ZFA
1,2-diphenylhydrazine (as azobenzene)	ND		ug/L	20	5.8	2	391341	12/30/25	12/31/25	ZFA
4-Bromophenyl-phenylether	ND		ug/L	20	6.6	2	391341	12/30/25	12/31/25	ZFA
Hexachlorobenzene	ND		ug/L	20	6.1	2	391341	12/30/25	12/31/25	ZFA
Pentachlorophenol	ND		ug/L	50	11	2	391341	12/30/25	12/31/25	ZFA
Phenanthrene	ND		ug/L	20	5.8	2	391341	12/30/25	12/31/25	ZFA
Anthracene	ND		ug/L	20	5.6	2	391341	12/30/25	12/31/25	ZFA
Di-n-butylphthalate	ND		ug/L	20	6.0	2	391341	12/30/25	12/31/25	ZFA
Fluoranthene	ND		ug/L	20	5.6	2	391341	12/30/25	12/31/25	ZFA
Benzidine	ND		ug/L	100	37	2	391341	12/30/25	12/31/25	ZFA
Pyrene	ND		ug/L	20	5.4	2	391341	12/30/25	12/31/25	ZFA

Analysis Results for 549733

549733-001 Analyte	Result	Qual	Units	RL	MDL	DF	Batch	Prepared	Analyzed	Chemist
Butylbenzylphthalate	ND		ug/L	20	7.3	2	391341	12/30/25	12/31/25	ZFA
3,3'-Dichlorobenzidine	ND		ug/L	50	10	2	391341	12/30/25	12/31/25	ZFA
Benzo(a)anthracene	ND		ug/L	20	4.8	2	391341	12/30/25	12/31/25	ZFA
Chrysene	ND		ug/L	20	4.9	2	391341	12/30/25	12/31/25	ZFA
bis(2-Ethylhexyl)phthalate	ND		ug/L	20	6.6	2	391341	12/30/25	12/31/25	ZFA
Di-n-octylphthalate	ND		ug/L	20	9.4	2	391341	12/30/25	12/31/25	ZFA
Benzo(b)fluoranthene	ND		ug/L	20	6.0	2	391341	12/30/25	12/31/25	ZFA
Benzo(k)fluoranthene	ND		ug/L	20	6.2	2	391341	12/30/25	12/31/25	ZFA
Benzo(a)pyrene	ND		ug/L	20	6.3	2	391341	12/30/25	12/31/25	ZFA
Indeno(1,2,3-cd)pyrene	ND		ug/L	20	8.5	2	391341	12/30/25	12/31/25	ZFA
Dibenz(a,h)anthracene	ND		ug/L	20	8.3	2	391341	12/30/25	12/31/25	ZFA
Benzo(g,h,i)perylene	ND		ug/L	20	8.2	2	391341	12/30/25	12/31/25	ZFA
Surrogates				Limits						
2-Fluorophenol	63%		%REC	15-120		2	391341	12/30/25	12/31/25	ZFA
Phenol-d6	37%		%REC	15-120		2	391341	12/30/25	12/31/25	ZFA
2,4,6-Tribromophenol	92%		%REC	15-140		2	391341	12/30/25	12/31/25	ZFA
Nitrobenzene-d5	93%		%REC	15-123		2	391341	12/30/25	12/31/25	ZFA
2-Fluorobiphenyl	78%		%REC	15-120		2	391341	12/30/25	12/31/25	ZFA
Terphenyl-d14	75%		%REC	15-120		2	391341	12/30/25	12/31/25	ZFA
Method: SM 4500-CN-E Prep Method: METHOD										
Cyanide	0.0025	B,J	mg/L	0.0050	0.0017	0.5	391320	12/30/25	12/31/25	JAK
Method: SM 4500-P-B5-E										
Phosphorus	1.8		mg/L	0.10	0.071	5	391411	12/31/25	01/05/26	RDL
Method: SM 4500-S2-D Prep Method: METHOD										
Sulfide	ND		mg/L	0.10		1	391121	12/26/25	12/26/25	TXC
Method: SM 5310B Prep Method: SM 5310B										
Total Organic Carbon	34		mg/L	1.0	0.49	1	391156	12/28/25	12/28/25	BDR
Method: SM 9221B Prep Method: METHOD										
Coliform, Total	>1,600		MPN/100ml	1.8		1	391013	12/24/25 13:40	12/26/25 14:04	BPH
Method: SM 9221F										
Coliform, E. Coli	>1,600		MPN/100ml	1.8		1	391013	12/24/25 13:40	12/26/25 14:04	BPH
Method: SM2130B										
Turbidity	840		NTU	1.0	0.62	5	391026	12/24/25 19:41	12/24/25 19:41	CDR
Method: SM2320B Prep Method: METHOD										
Bicarbonate	81		mg/L	2.4		1	391081	12/26/25	12/26/25	WWC
Alkalinity, Total as CaCO3	92		mg/L	2.0		1	391081	12/26/25	12/26/25	WWC
Method: SM2510B Prep Method: METHOD										
Specific Conductance	810		umhos/cm	1.0		1	391192	12/29/25	12/29/25	CDR
Method: SM2540C Prep Method: METHOD										
Total Dissolved Solids	660		mg/L	20		2	391172	12/29/25	12/31/25	CDR

Analysis Results for 549733

549733-001 Analyte	Result	Qual	Units	RL	MDL	DF	Batch	Prepared	Analyzed	Chemist
Method: SM2540D Prep Method: METHOD										
Total Suspended Solids	1,400		mg/L	0.5		1	391103	12/26/25	12/26/25	CKN
Method: SM5210B Prep Method: METHOD										
Biochemical Oxygen Demand	8.8		mg/L	3.0		1	390990	12/24/25 13:28	12/29/25 16:15	AAB
Method: SM5220D Prep Method: SM 5220D										
Chemical Oxygen Demand	110		mg/L	8.0	3.9	2	391311	12/31/25	12/31/25	ARM

- > Value exceeds indicated concentration
- B Contamination found in associated Method Blank
- J Estimated value
- ND Not Detected

Batch QC

Type: Blank	Lab ID: QC1326666	Batch: 391287
Matrix: Water	Method: EPA 1664A	Prep Method: METHOD

QC1326666 Analyte	Result	Qual	Units	RL	MDL	Prepared	Analyzed
Total Oil and Grease	ND		mg/L	5.0	0.97	12/30/25	12/31/25

Type: Lab Control Sample	Lab ID: QC1326667	Batch: 391287
Matrix: Water	Method: EPA 1664A	Prep Method: METHOD

QC1326667 Analyte	Result	Spiked	Units	Recovery	Qual	Limits
Total Oil and Grease	36.10	40.00	mg/L	90%		78-114

Type: Lab Control Sample Duplicate	Lab ID: QC1326668	Batch: 391287
Matrix: Water	Method: EPA 1664A	Prep Method: METHOD

QC1326668 Analyte	Result	Spiked	Units	Recovery	Qual	Limits	RPD	RPD Lim
Total Oil and Grease	35.00	40.00	mg/L	88%		78-114	3	18

Type: Blank	Lab ID: QC1325777	Batch: 391061
Matrix: Water	Method: EPA 200.7	Prep Method: EPA 3015A

QC1325777 Analyte	Result	Qual	Units	RL	MDL	Prepared	Analyzed
Calcium	ND		mg/L	0.10	0.0095	12/26/25	12/26/25
Iron	ND		mg/L	0.050	0.017	12/26/25	12/26/25
Magnesium	ND		mg/L	0.10	0.017	12/26/25	12/26/25
Potassium	ND		mg/L	0.50	0.20	12/26/25	12/26/25
Sodium	ND		mg/L	0.50	0.017	12/26/25	12/26/25

Type: Lab Control Sample	Lab ID: QC1325778	Batch: 391061
Matrix: Water	Method: EPA 200.7	Prep Method: EPA 3015A

QC1325778 Analyte	Result	Spiked	Units	Recovery	Qual	Limits
Calcium	19.67	20.40	mg/L	96%		85-115
Iron	0.3801	0.4000	mg/L	95%		85-115
Magnesium	20.63	20.40	mg/L	101%		85-115
Potassium	23.56	24.00	mg/L	98%		85-115
Sodium	20.05	20.40	mg/L	98%		85-115

Batch QC

Type: Matrix Spike	Lab ID: QC1325779	Batch: 391061
Matrix (Source ID): Water (549730-001)	Method: EPA 200.7	Prep Method: EPA 3015A

QC1325779 Analyte	Result	Source Sample Result	Spiked	Units	Recovery	Qual	Limits	DF
Calcium	128.1	109.8	20.40	mg/L	90%	NM	75-125	1
Iron	77.68	68.15	0.4000	mg/L	2382%	NM	75-125	10
Magnesium	56.71	34.36	20.40	mg/L	110%		75-125	1
Potassium	55.73	31.63	24.00	mg/L	100%		75-125	1
Sodium	66.06	46.45	20.40	mg/L	96%		75-125	1

Type: Matrix Spike Duplicate	Lab ID: QC1325780	Batch: 391061
Matrix (Source ID): Water (549730-001)	Method: EPA 200.7	Prep Method: EPA 3015A

QC1325780 Analyte	Result	Source Sample Result	Spiked	Units	Recovery	Qual	Limits	RPD	RPD Lim	DF
Calcium	129.1	109.8	20.40	mg/L	95%	NM	75-125	1	20	1
Iron	86.84	68.15	0.4000	mg/L	4670%	NM	75-125	11	20	10
Magnesium	59.64	34.36	20.40	mg/L	124%		75-125	5	20	1
Potassium	57.68	31.63	24.00	mg/L	109%		75-125	3	20	1
Sodium	67.02	46.45	20.40	mg/L	101%		75-125	1	20	1

Type: Serial Dilution	Lab ID: QC1325842	Batch: 391061
Matrix (Source ID): Water (549730-001)	Method: EPA 200.7	Prep Method: EPA 3015A

QC1325842 Analyte	Result	Source Sample Result	Units	Qual	RPD	RPD Lim	DF
Calcium	115.4	109.8	mg/L				5
Iron	69.67	68.15	mg/L				50
Magnesium	36.21	34.36	mg/L				5
Potassium	31.55	31.63	mg/L				5
Sodium	47.70	46.45	mg/L				5

Batch QC

Type: Blank	Lab ID: QC1325569	Batch: 391007
Matrix: Water	Method: EPA 200.8	Prep Method: EPA 3015A

QC1325569 Analyte	Result	Qual	Units	RL	MDL	Prepared	Analyzed
Antimony	ND		ug/L	2.0	0.31	12/24/25	12/24/25
Arsenic	ND		ug/L	2.0	0.21	12/24/25	12/24/25
Barium	ND		ug/L	5.0	0.33	12/24/25	12/24/25
Beryllium	ND		ug/L	1.0	0.062	12/24/25	12/24/25
Boron	ND		ug/L	10	5.7	12/24/25	12/26/25
Cadmium	ND		ug/L	1.0	0.11	12/24/25	12/24/25
Chromium	ND		ug/L	5.0	0.34	12/24/25	12/24/25
Cobalt	ND		ug/L	1.0	0.068	12/24/25	12/24/25
Copper	ND		ug/L	3.0	0.71	12/24/25	12/24/25
Lead	ND		ug/L	5.0	0.16	12/24/25	12/24/25
Manganese	ND		ug/L	10	1.7	12/24/25	12/24/25
Nickel	ND		ug/L	5.0	1.3	12/24/25	12/24/25
Selenium	ND		ug/L	4.0	1.6	12/24/25	12/24/25
Silver	ND		ug/L	5.0	0.50	12/24/25	12/24/25
Thallium	ND		ug/L	1.0	0.42	12/24/25	12/24/25
Tin	ND		ug/L	5.0	1.5	12/24/25	12/26/25
Vanadium	ND		ug/L	5.0	0.26	12/24/25	12/24/25
Zinc	ND		ug/L	10	7.6	12/24/25	12/24/25

Type: Lab Control Sample	Lab ID: QC1325570	Batch: 391007
Matrix: Water	Method: EPA 200.8	Prep Method: EPA 3015A

QC1325570 Analyte	Result	Spiked	Units	Recovery	Qual	Limits
Antimony	104.4	100.0	ug/L	104%		85-115
Arsenic	93.90	100.0	ug/L	94%		85-115
Barium	95.55	100.0	ug/L	96%		85-115
Beryllium	95.29	100.0	ug/L	95%		85-115
Boron	91.33	100.0	ug/L	91%		85-115
Cadmium	91.74	100.0	ug/L	92%		85-115
Chromium	93.91	100.0	ug/L	94%		85-115
Cobalt	98.33	100.0	ug/L	98%		85-115
Copper	96.33	100.0	ug/L	96%		85-115
Lead	96.34	100.0	ug/L	96%		85-115
Manganese	96.93	100.0	ug/L	97%		85-115
Nickel	96.50	100.0	ug/L	96%		85-115
Selenium	95.27	100.0	ug/L	95%		85-115
Silver	49.00	50.00	ug/L	98%		85-115
Thallium	91.98	100.0	ug/L	92%		85-115
Tin	97.51	100.0	ug/L	98%		85-115
Vanadium	95.09	100.0	ug/L	95%		85-115
Zinc	93.29	100.0	ug/L	93%		85-115

Batch QC

Type: Matrix Spike	Lab ID: QC1325571	Batch: 391007
Matrix (Source ID): Water (549731-003)	Method: EPA 200.8	Prep Method: EPA 3015A

QC1325571 Analyte	Result	Source Sample Result	Spiked	Units	Recovery	Qual	Limits	DF
Antimony	115.4	2.732	100.0	ug/L	113%		70-130	10
Arsenic	106.1	2.661	100.0	ug/L	103%		70-130	10
Barium	131.4	20.38	100.0	ug/L	111%		70-130	10
Beryllium	98.85	ND	100.0	ug/L	99%		70-130	10
Boron	352.9	283.5	100.0	ug/L	69%	NM	70-130	10
Cadmium	99.38	ND	100.0	ug/L	99%		70-130	10
Chromium	107.4	1.744	100.0	ug/L	106%		70-130	10
Cobalt	109.6	0.9720	100.0	ug/L	109%		70-130	10
Copper	131.3	18.42	100.0	ug/L	113%		70-130	10
Lead	101.7	2.473	100.0	ug/L	99%		70-130	10
Manganese	143.1	35.74	100.0	ug/L	107%		70-130	10
Nickel	124.4	10.93	100.0	ug/L	113%		70-130	10
Selenium	86.53	ND	100.0	ug/L	87%		70-130	10
Silver	55.18	ND	50.00	ug/L	110%		70-130	10
Thallium	95.68	ND	100.0	ug/L	96%		70-130	10
Tin	75.79	0.6310	100.0	ug/L	75%		70-130	10
Vanadium	103.6	3.119	100.0	ug/L	100%		70-130	10
Zinc	367.5	240.6	100.0	ug/L	127%		70-130	10

Type: Matrix Spike Duplicate	Lab ID: QC1325572	Batch: 391007
Matrix (Source ID): Water (549731-003)	Method: EPA 200.8	Prep Method: EPA 3015A

QC1325572 Analyte	Result	Source Sample Result	Spiked	Units	Recovery	Qual	Limits	RPD	RPD Lim	DF
Antimony	132.4	2.732	100.0	ug/L	130%		70-130	14	20	10
Arsenic	102.8	2.661	100.0	ug/L	100%		70-130	3	20	10
Barium	117.4	20.38	100.0	ug/L	97%		70-130	11	20	10
Beryllium	93.68	ND	100.0	ug/L	94%		70-130	5	20	10
Boron	343.9	283.5	100.0	ug/L	60%	NM	70-130	3	20	10
Cadmium	98.88	ND	100.0	ug/L	99%		70-130	1	20	10
Chromium	105.8	1.744	100.0	ug/L	104%		70-130	2	20	10
Cobalt	107.8	0.9720	100.0	ug/L	107%		70-130	2	20	10
Copper	125.7	18.42	100.0	ug/L	107%		70-130	4	20	10
Lead	100.6	2.473	100.0	ug/L	98%		70-130	1	20	10
Manganese	140.3	35.74	100.0	ug/L	105%		70-130	2	20	10
Nickel	119.7	10.93	100.0	ug/L	109%		70-130	4	20	10
Selenium	82.89	ND	100.0	ug/L	83%		70-130	4	20	10
Silver	50.02	ND	50.00	ug/L	100%		70-130	10	20	10
Thallium	96.53	ND	100.0	ug/L	97%		70-130	1	20	10
Tin	79.30	0.6310	100.0	ug/L	79%		70-130	5	20	10
Vanadium	103.2	3.119	100.0	ug/L	100%		70-130	0	20	10
Zinc	348.8	240.6	100.0	ug/L	108%		70-130	5	20	10

Batch QC

Type: Matrix Spike	Lab ID: QC1325573	Batch: 391007
Matrix (Source ID): Water (549736-001)	Method: EPA 200.8	Prep Method: EPA 3015A

QC1325573 Analyte	Result	Source Sample Result	Spiked	Units	Recovery	Qual	Limits	DF
Antimony	105.9	1.048	100.0	ug/L	105%		70-130	10
Arsenic	106.8	5.774	100.0	ug/L	101%		70-130	10
Barium	114.1	17.00	100.0	ug/L	97%		70-130	10
Beryllium	99.08	ND	100.0	ug/L	99%		70-130	10
Boron	105.7	30.19	100.0	ug/L	76%		70-130	10
Cadmium	94.54	ND	100.0	ug/L	95%		70-130	10
Chromium	110.1	3.054	100.0	ug/L	107%		70-130	10
Cobalt	107.0	0.5300	100.0	ug/L	106%		70-130	10
Copper	118.0	11.27	100.0	ug/L	107%		70-130	10
Lead	98.91	1.531	100.0	ug/L	97%		70-130	10
Manganese	129.0	24.12	100.0	ug/L	105%		70-130	10
Nickel	109.1	2.882	100.0	ug/L	106%		70-130	10
Selenium	78.26	ND	100.0	ug/L	78%		70-130	10
Silver	48.78	ND	50.00	ug/L	98%		70-130	10
Thallium	98.64	ND	100.0	ug/L	99%		70-130	10
Tin	90.39	0.6830	100.0	ug/L	90%		70-130	10
Vanadium	103.6	3.907	100.0	ug/L	100%		70-130	10
Zinc	472.1	340.8	100.0	ug/L	131%	*	70-130	10

Type: Matrix Spike Duplicate	Lab ID: QC1325574	Batch: 391007
Matrix (Source ID): Water (549736-001)	Method: EPA 200.8	Prep Method: EPA 3015A

QC1325574 Analyte	Result	Source Sample Result	Spiked	Units	Recovery	Qual	Limits	RPD	RPD Lim	DF
Antimony	113.4	1.048	100.0	ug/L	112%		70-130	7	20	10
Arsenic	107.2	5.774	100.0	ug/L	101%		70-130	0	20	10
Barium	117.4	17.00	100.0	ug/L	100%		70-130	3	20	10
Beryllium	98.91	ND	100.0	ug/L	99%		70-130	0	20	10
Boron	110.0	30.19	100.0	ug/L	80%		70-130	4	20	10
Cadmium	98.51	ND	100.0	ug/L	99%		70-130	4	20	10
Chromium	104.1	3.054	100.0	ug/L	101%		70-130	6	20	10
Cobalt	106.1	0.5300	100.0	ug/L	106%		70-130	1	20	10
Copper	116.0	11.27	100.0	ug/L	105%		70-130	2	20	10
Lead	101.1	1.531	100.0	ug/L	100%		70-130	2	20	10
Manganese	124.4	24.12	100.0	ug/L	100%		70-130	4	20	10
Nickel	108.7	2.882	100.0	ug/L	106%		70-130	0	20	10
Selenium	86.73	ND	100.0	ug/L	87%		70-130	10	20	10
Silver	52.06	ND	50.00	ug/L	104%		70-130	7	20	10
Thallium	97.21	ND	100.0	ug/L	97%		70-130	1	20	10
Tin	95.13	0.6830	100.0	ug/L	94%		70-130	5	20	10
Vanadium	101.4	3.907	100.0	ug/L	97%		70-130	2	20	10
Zinc	458.3	340.8	100.0	ug/L	117%		70-130	3	20	10

Batch QC

Type: Blank	Lab ID: QC1325708	Batch: 391043
Matrix: Water	Method: EPA 245.1	Prep Method: EPA 245.1

QC1325708 Analyte	Result	Qual	Units	RL	MDL	Prepared	Analyzed
Mercury	ND		ug/L	0.40	0.032	12/26/25	12/26/25

Type: Lab Control Sample	Lab ID: QC1325709	Batch: 391043
Matrix: Water	Method: EPA 245.1	Prep Method: EPA 245.1

QC1325709 Analyte	Result	Spiked	Units	Recovery	Qual	Limits
Mercury	5.001	5.000	ug/L	100%		85-115

Type: Matrix Spike	Lab ID: QC1325710	Batch: 391043
Matrix (Source ID): Water (549669-007)	Method: EPA 245.1	Prep Method: EPA 245.1

QC1325710 Analyte	Result	Source Sample Result	Spiked	Units	Recovery	Qual	Limits	DF
Mercury	4.260	0.04522	5.000	ug/L	84%		75-125	1

Type: Matrix Spike Duplicate	Lab ID: QC1325711	Batch: 391043
Matrix (Source ID): Water (549669-007)	Method: EPA 245.1	Prep Method: EPA 245.1

QC1325711 Analyte	Result	Source Sample Result	Spiked	Units	Recovery	Qual	Limits	RPD	RPD Lim	DF
Mercury	4.663	0.04522	5.000	ug/L	92%		75-125	9	20	1

Type: Matrix Spike	Lab ID: QC1325712	Batch: 391043
Matrix (Source ID): Water (549764-002)	Method: EPA 245.1	Prep Method: EPA 245.1

QC1325712 Analyte	Result	Source Sample Result	Spiked	Units	Recovery	Qual	Limits	DF
Mercury	969.7	ND	1000	ug/L	97%		75-125	200

Type: Matrix Spike Duplicate	Lab ID: QC1325713	Batch: 391043
Matrix (Source ID): Water (549764-002)	Method: EPA 245.1	Prep Method: EPA 245.1

QC1325713 Analyte	Result	Source Sample Result	Spiked	Units	Recovery	Qual	Limits	RPD	RPD Lim	DF
Mercury	888.3	ND	1000	ug/L	89%		75-125	9	20	200

Batch QC

Type: Blank	Lab ID: QC1325582	Batch: 391008
Matrix: Water	Method: EPA 300.0	Prep Method: METHOD

QC1325582 Analyte	Result	Qual	Units	RL	MDL	Prepared	Analyzed
Fluoride	ND		mg/L	0.20	0.072	12/24/25 14:40	12/24/25 14:45
Chloride	ND		mg/L	1.0	0.27	12/24/25 14:40	12/24/25 14:45
Nitrogen, Nitrite	ND		mg/L	0.10	0.02	12/24/25 14:40	12/24/25 14:45
Bromide	ND		mg/L	0.30	0.060	12/24/25 14:40	12/24/25 14:45
Nitrogen, Nitrate	ND		mg/L	0.10	0.05	12/24/25 14:40	12/24/25 14:45
Sulfate	ND		mg/L	1.0	0.25	12/24/25 14:40	12/24/25 14:45

Type: Lab Control Sample	Lab ID: QC1325583	Batch: 391008
Matrix: Water	Method: EPA 300.0	Prep Method: METHOD

QC1325583 Analyte	Result	Spiked	Units	Recovery	Qual	Limits
Fluoride	9.608	10.00	mg/L	96%		90-110
Chloride	46.84	50.00	mg/L	94%		90-110
Nitrogen, Nitrite	4.576	4.567	mg/L	100%		90-110
Bromide	14.64	15.00	mg/L	98%		90-110
Nitrogen, Nitrate	4.386	4.518	mg/L	97%		90-110
Sulfate	24.83	25.00	mg/L	99%		90-110

Type: Matrix Spike	Lab ID: QC1325586	Batch: 391008
Matrix (Source ID): Water (549746-001)	Method: EPA 300.0	Prep Method: METHOD

QC1325586 Analyte	Result	Source Sample Result	Spiked	Units	Recovery	Qual	Limits	DF
Fluoride	17.53	ND	20.00	mg/L	88%		80-129	1
Chloride	100.7	0.6569	100.0	mg/L	100%		80-123	1
Nitrogen, Nitrite	9.306	ND	9.134	mg/L	102%		80-122	1
Bromide	14.80	ND	15.00	mg/L	99%		80-121	1
Nitrogen, Nitrate	9.532	0.5585	9.036	mg/L	99%		80-123	1
Sulfate	52.37	2.623	50.00	mg/L	99%		79-124	1

Type: Matrix Spike Duplicate	Lab ID: QC1325587	Batch: 391008
Matrix (Source ID): Water (549746-001)	Method: EPA 300.0	Prep Method: METHOD

QC1325587 Analyte	Result	Source Sample Result	Spiked	Units	Recovery	Qual	Limits	RPD	RPD Lim	DF
Fluoride	17.80	ND	20.00	mg/L	89%		80-129	2	21	1
Chloride	101.6	0.6569	100.0	mg/L	101%		80-123	1	20	1
Nitrogen, Nitrite	9.400	ND	9.134	mg/L	103%		80-122	1	21	1
Bromide	14.94	ND	15.00	mg/L	100%		80-121	1	20	1
Nitrogen, Nitrate	9.610	0.5585	9.036	mg/L	100%		80-123	1	20	1
Sulfate	52.65	2.623	50.00	mg/L	100%		79-124	1	20	1

Batch QC

Type: Blank	Lab ID: QC1327674	Batch: 391593
Matrix: Water	Method: EPA 350.1	Prep Method: METHOD

QC1327674 Analyte	Result	Qual	Units	RL	MDL	Prepared	Analyzed
Ammonia-N	ND		mg/L	0.10	0.068	01/05/26	01/05/26

Type: Lab Control Sample	Lab ID: QC1327675	Batch: 391593
Matrix: Water	Method: EPA 350.1	Prep Method: METHOD

QC1327675 Analyte	Result	Spiked	Units	Recovery	Qual	Limits
Ammonia-N	0.9693	1.000	mg/L	97%		90-110

Type: Matrix Spike	Lab ID: QC1327676	Batch: 391593
Matrix (Source ID): Water (549813-002)	Method: EPA 350.1	Prep Method: METHOD

QC1327676 Analyte	Result	Source Sample Result	Spiked	Units	Recovery	Qual	Limits	DF
Ammonia-N	1.046	ND	1.000	mg/L	105%		90-110	1

Type: Matrix Spike Duplicate	Lab ID: QC1327677	Batch: 391593
Matrix (Source ID): Water (549813-002)	Method: EPA 350.1	Prep Method: METHOD

QC1327677 Analyte	Result	Source Sample Result	Spiked	Units	Recovery	Qual	Limits	RPD	RPD Lim	DF
Ammonia-N	1.013	ND	1.000	mg/L	101%		90-110	3	20	1

Type: Matrix Spike	Lab ID: QC1327684	Batch: 391593
Matrix (Source ID): Water (549813-006)	Method: EPA 350.1	Prep Method: METHOD

QC1327684 Analyte	Result	Source Sample Result	Spiked	Units	Recovery	Qual	Limits	DF
Ammonia-N	0.9370	ND	1.000	mg/L	94%		90-110	1

Type: Matrix Spike Duplicate	Lab ID: QC1327685	Batch: 391593
Matrix (Source ID): Water (549813-006)	Method: EPA 350.1	Prep Method: METHOD

QC1327685 Analyte	Result	Source Sample Result	Spiked	Units	Recovery	Qual	Limits	RPD	RPD Lim	DF
Ammonia-N	0.9160	ND	1.000	mg/L	92%		90-110	2	20	1

Type: Blank	Lab ID: QC1328033	Batch: 391723
Matrix: Water	Method: EPA 420.1	Prep Method: METHOD

QC1328033 Analyte	Result	Qual	Units	RL	MDL	Prepared	Analyzed
Total Phenolics	ND		mg/L	0.010	0.0065	01/06/26	01/06/26

Batch QC

Type: Lab Control Sample	Lab ID: QC1328034	Batch: 391723
Matrix: Water	Method: EPA 420.1	Prep Method: METHOD

QC1328034 Analyte	Result	Spiked	Units	Recovery	Qual	Limits
Total Phenolics	0.07800	0.08000	mg/L	98%		80-120

Type: Lab Control Sample Duplicate	Lab ID: QC1328035	Batch: 391723
Matrix: Water	Method: EPA 420.1	Prep Method: METHOD

QC1328035 Analyte	Result	Spiked	Units	Recovery	Qual	Limits	RPD	Lim
Total Phenolics	0.07500	0.08000	mg/L	94%		80-120	4	20

Batch QC

Type: Blank	Lab ID: QC1326760	Batch: 391341
Matrix: Water		

QC1326760 Analyte	Result	Qual	Units	RL	MDL	Prepared	Analyzed
Method: EPA 625.1							
Prep Method: EPA 3510C							
a-Terpineol	ND		ug/L	10	2.1	12/30/25	12/31/25
Pyridine	ND		ug/L	10	2.8	12/30/25	12/31/25
Phenol	ND		ug/L	10	2.1	12/30/25	12/31/25
2-Methylphenol	ND		ug/L	10	3.2	12/30/25	12/31/25
3-,4-Methylphenol	ND		ug/L	10	3.0	12/30/25	12/31/25
Benzoic acid	ND		ug/L	50	11	12/30/25	12/31/25
Naphthalene	ND		ug/L	10	3.6	12/30/25	12/31/25
Cresol	ND		ug/L	10		12/30/25	12/31/25
Method: EPA 8270C							
Prep Method: EPA 3510C							
Carbazole	ND		ug/L	10	2.8	12/30/25	12/31/25
N-Nitrosodimethylamine	ND		ug/L	10	2.9	12/30/25	12/31/25
Aniline	ND		ug/L	10	2.8	12/30/25	12/31/25
bis(2-Chloroethyl)ether	ND		ug/L	25	3.7	12/30/25	12/31/25
2-Chlorophenol	ND		ug/L	10	3.6	12/30/25	12/31/25
1,3-Dichlorobenzene	ND		ug/L	10	3.3	12/30/25	12/31/25
1,4-Dichlorobenzene	ND		ug/L	10	3.4	12/30/25	12/31/25
Benzyl alcohol	ND		ug/L	25	5.8	12/30/25	12/31/25
1,2-Dichlorobenzene	ND		ug/L	10	3.3	12/30/25	12/31/25
bis(2-Chloroisopropyl) ether	ND		ug/L	10	3.8	12/30/25	12/31/25
N-Nitroso-di-n-propylamine	ND		ug/L	10	3.9	12/30/25	12/31/25
Hexachloroethane	ND		ug/L	10	3.0	12/30/25	12/31/25
Nitrobenzene	ND		ug/L	25	8.4	12/30/25	12/31/25
Isophorone	ND		ug/L	10	3.7	12/30/25	12/31/25
2-Nitrophenol	ND		ug/L	10	5.4	12/30/25	12/31/25
2,4-Dimethylphenol	ND		ug/L	10	3.2	12/30/25	12/31/25
bis(2-Chloroethoxy)methane	ND		ug/L	10	3.7	12/30/25	12/31/25
2,4-Dichlorophenol	ND		ug/L	10	3.7	12/30/25	12/31/25
1,2,4-Trichlorobenzene	ND		ug/L	10	3.4	12/30/25	12/31/25
4-Chloroaniline	ND		ug/L	10	3.1	12/30/25	12/31/25
Hexachlorobutadiene	ND		ug/L	10	2.2	12/30/25	12/31/25
4-Chloro-3-methylphenol	ND		ug/L	10	3.6	12/30/25	12/31/25
2-Methylnaphthalene	ND		ug/L	10	3.4	12/30/25	12/31/25
Hexachlorocyclopentadiene	ND		ug/L	25	7.8	12/30/25	12/31/25
2,4,6-Trichlorophenol	ND		ug/L	10	4.1	12/30/25	12/31/25
2,4,5-Trichlorophenol	ND		ug/L	10	3.7	12/30/25	12/31/25
2-Chloronaphthalene	ND		ug/L	10	3.4	12/30/25	12/31/25
2-Nitroaniline	ND		ug/L	50	4.3	12/30/25	12/31/25
Dimethylphthalate	ND		ug/L	10	3.4	12/30/25	12/31/25
Acenaphthylene	ND		ug/L	10	3.9	12/30/25	12/31/25
2,6-Dinitrotoluene	ND		ug/L	10	4.4	12/30/25	12/31/25
3-Nitroaniline	ND		ug/L	10	4.0	12/30/25	12/31/25
Acenaphthene	ND		ug/L	10	3.2	12/30/25	12/31/25
2,4-Dinitrophenol	ND		ug/L	50	15	12/30/25	12/31/25
4-Nitrophenol	ND		ug/L	10	8.5	12/30/25	12/31/25

Batch QC

QC1326760 Analyte	Result	Qual	Units	RL	MDL	Prepared	Analyzed
Dibenzofuran	ND		ug/L	10	3.2	12/30/25	12/31/25
2,4-Dinitrotoluene	ND		ug/L	10	4.3	12/30/25	12/31/25
Diethylphthalate	ND		ug/L	10	2.9	12/30/25	12/31/25
Fluorene	ND		ug/L	10	3.1	12/30/25	12/31/25
4-Chlorophenyl-phenylether	ND		ug/L	10	3.1	12/30/25	12/31/25
4-Nitroaniline	ND		ug/L	10	3.3	12/30/25	12/31/25
4,6-Dinitro-2-methylphenol	ND		ug/L	50	17	12/30/25	12/31/25
N-Nitrosodiphenylamine	ND		ug/L	10	4.0	12/30/25	12/31/25
1,2-diphenylhydrazine (as azobenzene)	ND		ug/L	10	2.9	12/30/25	12/31/25
4-Bromophenyl-phenylether	ND		ug/L	10	3.3	12/30/25	12/31/25
Hexachlorobenzene	ND		ug/L	10	3.0	12/30/25	12/31/25
Pentachlorophenol	ND		ug/L	25	5.7	12/30/25	12/31/25
Phenanthrene	ND		ug/L	10	2.9	12/30/25	12/31/25
Anthracene	ND		ug/L	10	2.8	12/30/25	12/31/25
Di-n-butylphthalate	ND		ug/L	10	3.0	12/30/25	12/31/25
Fluoranthene	ND		ug/L	10	2.8	12/30/25	12/31/25
Benzidine	ND		ug/L	50	19	12/30/25	12/31/25
Pyrene	ND		ug/L	10	2.7	12/30/25	12/31/25
Butylbenzylphthalate	ND		ug/L	10	3.6	12/30/25	12/31/25
3,3'-Dichlorobenzidine	ND		ug/L	25	5.2	12/30/25	12/31/25
Benzo(a)anthracene	ND		ug/L	10	2.4	12/30/25	12/31/25
Chrysene	ND		ug/L	10	2.5	12/30/25	12/31/25
bis(2-Ethylhexyl)phthalate	ND		ug/L	10	3.3	12/30/25	12/31/25
Di-n-octylphthalate	ND		ug/L	10	4.7	12/30/25	12/31/25
Benzo(b)fluoranthene	ND		ug/L	10	3.0	12/30/25	12/31/25
Benzo(k)fluoranthene	ND		ug/L	10	3.1	12/30/25	12/31/25
Benzo(a)pyrene	ND		ug/L	10	3.1	12/30/25	12/31/25
Indeno(1,2,3-cd)pyrene	ND		ug/L	10	4.2	12/30/25	12/31/25
Dibenz(a,h)anthracene	ND		ug/L	10	4.2	12/30/25	12/31/25
Benzo(g,h,i)perylene	ND		ug/L	10	4.1	12/30/25	12/31/25
Surrogates				Limits			
2-Fluorophenol	56%		%REC	15-120		12/30/25	12/31/25
Phenol-d6	32%		%REC	15-120		12/30/25	12/31/25
2,4,6-Tribromophenol	86%		%REC	15-140		12/30/25	12/31/25
Nitrobenzene-d5	84%		%REC	15-123		12/30/25	12/31/25
2-Fluorobiphenyl	78%		%REC	15-120		12/30/25	12/31/25
Terphenyl-d14	98%		%REC	15-120		12/30/25	12/31/25

Batch QC

Type: Lab Control Sample	Lab ID: QC1326761	Batch: 391341
Matrix: Water	Method: EPA 8270C	Prep Method: EPA 3510C

QC1326761 Analyte	Result	Spiked	Units	Recovery	Qual	Limits
Phenol	27.20	75.00	ug/L	36%		14-120
2-Chlorophenol	57.46	75.00	ug/L	77%		46-120
1,4-Dichlorobenzene	58.80	75.00	ug/L	78%		42-120
3-,4-Methylphenol	52.34	75.00	ug/L	70%		40-120
N-Nitroso-di-n-propylamine	65.91	75.00	ug/L	88%		54-121
2,4-Dimethylphenol	62.22	75.00	ug/L	83%		48-120
1,2,4-Trichlorobenzene	61.56	75.00	ug/L	82%		45-120
4-Chloro-3-methylphenol	68.32	75.00	ug/L	91%		60-121
2,4,5-Trichlorophenol	67.06	75.00	ug/L	89%		62-124
Acenaphthene	61.89	75.00	ug/L	83%		56-120
4-Nitrophenol	33.07	75.00	ug/L	44%		17-120
2,4-Dinitrotoluene	74.04	75.00	ug/L	99%		69-127
Pentachlorophenol	65.20	75.00	ug/L	87%		51-120
Pyrene	75.70	75.00	ug/L	101%		68-123
Chrysene	71.54	75.00	ug/L	95%		66-120
Benzo(b)fluoranthene	79.87	75.00	ug/L	106%		67-120
Surrogates						
2-Fluorophenol	22.94	40.00	ug/L	57%		15-120
Phenol-d6	14.45	40.00	ug/L	36%		15-120
2,4,6-Tribromophenol	38.80	40.00	ug/L	97%		15-140
Nitrobenzene-d5	34.90	40.00	ug/L	87%		15-123
2-Fluorobiphenyl	33.70	40.00	ug/L	84%		15-120
Terphenyl-d14	43.13	40.00	ug/L	108%		15-120

Batch QC

Type: Lab Control Sample Duplicate	Lab ID: QC1326762	Batch: 391341
Matrix: Water	Method: EPA 8270C	Prep Method: EPA 3510C

QC1326762 Analyte	Result	Spiked	Units	Recovery	Qual	Limits	RPD	RPD Lim
Phenol	24.04	75.00	ug/L	32%		14-120	12	52
2-Chlorophenol	51.96	75.00	ug/L	69%		46-120	10	52
1,4-Dichlorobenzene	53.12	75.00	ug/L	71%		42-120	10	53
3-,4-Methylphenol	49.03	75.00	ug/L	65%		40-120	7	51
N-Nitroso-di-n-propylamine	64.87	75.00	ug/L	86%		54-121	2	52
2,4-Dimethylphenol	60.94	75.00	ug/L	81%		48-120	2	52
1,2,4-Trichlorobenzene	56.89	75.00	ug/L	76%		45-120	8	54
4-Chloro-3-methylphenol	67.30	75.00	ug/L	90%		60-121	2	47
2,4,5-Trichlorophenol	66.97	75.00	ug/L	89%		62-124	0	46
Acenaphthene	66.50	75.00	ug/L	89%		56-120	7	46
4-Nitrophenol	34.12	75.00	ug/L	45%		17-120	3	44
2,4-Dinitrotoluene	82.73	75.00	ug/L	110%		69-127	11	40
Pentachlorophenol	71.27	75.00	ug/L	95%		51-120	9	42
Pyrene	79.41	75.00	ug/L	106%		68-123	5	39
Chrysene	76.89	75.00	ug/L	103%		66-120	7	38
Benzo(b)fluoranthene	85.27	75.00	ug/L	114%		67-120	7	39
Surrogates								
2-Fluorophenol	19.55	40.00	ug/L	49%		15-120		
Phenol-d6	12.21	40.00	ug/L	31%		15-120		
2,4,6-Tribromophenol	43.27	40.00	ug/L	108%		15-140		
Nitrobenzene-d5	31.70	40.00	ug/L	79%		15-123		
2-Fluorobiphenyl	32.25	40.00	ug/L	81%		15-120		
Terphenyl-d14	44.38	40.00	ug/L	111%		15-120		

Batch QC

Type: Blank	Lab ID: QC1326135	Batch: 391164
Matrix: Water		

QC1326135 Analyte	Result	Qual	Units	RL	MDL	Prepared	Analyzed
Method: EPA 8081A							
Prep Method: EPA 3510C							
alpha-BHC	ND		ug/L	0.05	0.01	12/28/25	01/02/26
beta-BHC	ND		ug/L	0.05	0.01	12/28/25	01/02/26
gamma-BHC	ND		ug/L	0.05	0.008	12/28/25	01/02/26
delta-BHC	ND		ug/L	0.05	0.008	12/28/25	01/02/26
Heptachlor	ND		ug/L	0.05	0.02	12/28/25	01/02/26
Aldrin	ND		ug/L	0.05	0.02	12/28/25	01/02/26
Heptachlor epoxide	ND		ug/L	0.05	0.01	12/28/25	01/02/26
Endosulfan I	ND		ug/L	0.05	0.01	12/28/25	01/02/26
Dieldrin	ND		ug/L	0.1	0.01	12/28/25	01/02/26
4,4'-DDE	ND		ug/L	0.1	0.02	12/28/25	01/02/26
Endrin	ND		ug/L	0.1	0.01	12/28/25	01/02/26
Endosulfan II	ND		ug/L	0.1	0.01	12/28/25	01/02/26
Endosulfan sulfate	ND		ug/L	0.1	0.01	12/28/25	01/02/26
4,4'-DDD	ND		ug/L	0.1	0.02	12/28/25	01/02/26
Endrin aldehyde	ND		ug/L	0.1	0.02	12/28/25	01/02/26
Endrin ketone	ND		ug/L	0.1	0.02	12/28/25	01/02/26
4,4'-DDT	ND		ug/L	0.1	0.03	12/28/25	01/02/26
Methoxychlor	ND		ug/L	0.1	0.02	12/28/25	01/02/26
Toxaphene	ND		ug/L	2.0	0.6	12/28/25	01/02/26
Chlordane (Technical)	ND		ug/L	1.0	0.2	12/28/25	01/02/26
Surrogates				Limits			
TCMX	80%		%REC	29-120		12/28/25	01/02/26
Decachlorobiphenyl	111%		%REC	33-132		12/28/25	01/02/26
Method: EPA 8082							
Prep Method: EPA 3510C							
Aroclor-1016	ND		ug/L	0.50	0.30	12/28/25	01/02/26
Aroclor-1221	ND		ug/L	0.50	0.35	12/28/25	01/02/26
Aroclor-1232	ND		ug/L	0.50	0.31	12/28/25	01/02/26
Aroclor-1242	ND		ug/L	0.50	0.41	12/28/25	01/02/26
Aroclor-1248	ND		ug/L	0.50	0.23	12/28/25	01/02/26
Aroclor-1254	ND		ug/L	0.50	0.35	12/28/25	01/02/26
Aroclor-1260	ND		ug/L	0.50	0.33	12/28/25	01/02/26
Aroclor-1262	ND		ug/L	0.50	0.40	12/28/25	01/02/26
Aroclor-1268	ND		ug/L	0.50	0.35	12/28/25	01/02/26
Surrogates				Limits			
Decachlorobiphenyl (PCB)	97%		%REC	28-138		12/28/25	01/02/26

Batch QC

Type: Lab Control Sample	Lab ID: QC1326136	Batch: 391164
Matrix: Water	Method: EPA 8081A	Prep Method: EPA 3510C

QC1326136 Analyte	Result	Spiked	Units	Recovery	Qual	Limits
alpha-BHC	0.5056	0.5000	ug/L	101%		66-121
beta-BHC	0.5148	0.5000	ug/L	103%		73-120
gamma-BHC	0.5284	0.5000	ug/L	106%		68-125
delta-BHC	0.5067	0.5000	ug/L	101%		68-131
Heptachlor	0.4968	0.5000	ug/L	99%		63-120
Aldrin	0.4739	0.5000	ug/L	95%		56-120
Heptachlor epoxide	0.4759	0.5000	ug/L	95%		65-120
Endosulfan I	0.5002	0.5000	ug/L	100%		68-124
Dieldrin	0.4852	0.5000	ug/L	97%		66-124
4,4'-DDE	0.5087	0.5000	ug/L	102%		67-131
Endrin	0.5077	0.5000	ug/L	102%		68-135
Endosulfan II	0.5060	0.5000	ug/L	101%		71-130
Endosulfan sulfate	0.4924	0.5000	ug/L	98%		68-128
4,4'-DDD	0.4491	0.5000	ug/L	90%		65-130
Endrin aldehyde	0.4743	0.5000	ug/L	95%		67-124
Endrin ketone	0.5051	0.5000	ug/L	101%		69-137
4,4'-DDT	0.4808	0.5000	ug/L	96%		65-136
Methoxychlor	0.5280	0.5000	ug/L	106%		69-150
Surrogates						
TCMX	0.4326	0.5000	ug/L	87%		29-120
Decachlorobiphenyl	0.5334	0.5000	ug/L	107%		33-132

Batch QC

Type: Lab Control Sample Duplicate	Lab ID: QC1326137	Batch: 391164
Matrix: Water	Method: EPA 8081A	Prep Method: EPA 3510C

QC1326137 Analyte	Result	Spiked	Units	Recovery	Qual	Limits	RPD	RPD Lim
alpha-BHC	0.4945	0.5000	ug/L	99%		66-121	2	20
beta-BHC	0.5117	0.5000	ug/L	102%		73-120	1	20
gamma-BHC	0.5200	0.5000	ug/L	104%		68-125	2	20
delta-BHC	0.5048	0.5000	ug/L	101%		68-131	0	20
Heptachlor	0.4939	0.5000	ug/L	99%		63-120	1	24
Aldrin	0.4617	0.5000	ug/L	92%		56-120	3	30
Heptachlor epoxide	0.4768	0.5000	ug/L	95%		65-120	0	20
Endosulfan I	0.5040	0.5000	ug/L	101%		68-124	1	20
Dieldrin	0.4903	0.5000	ug/L	98%		66-124	1	22
4,4'-DDE	0.5144	0.5000	ug/L	103%		67-131	1	21
Endrin	0.5135	0.5000	ug/L	103%		68-135	1	20
Endosulfan II	0.5161	0.5000	ug/L	103%		71-130	2	21
Endosulfan sulfate	0.4974	0.5000	ug/L	99%		68-128	1	21
4,4'-DDD	0.4644	0.5000	ug/L	93%		65-130	3	22
Endrin aldehyde	0.4789	0.5000	ug/L	96%		67-124	1	20
Endrin ketone	0.5135	0.5000	ug/L	103%		69-137	2	21
4,4'-DDT	0.4884	0.5000	ug/L	98%		65-136	2	23
Methoxychlor	0.5445	0.5000	ug/L	109%		69-150	3	23
Surrogates								
TCMX	0.4280	0.5000	ug/L	86%		29-120		
Decachlorobiphenyl	0.5563	0.5000	ug/L	111%		33-132		

Type: Lab Control Sample	Lab ID: QC1326138	Batch: 391164
Matrix: Water	Method: EPA 8082	Prep Method: EPA 3510C

QC1326138 Analyte	Result	Spiked	Units	Recovery	Qual	Limits
Aroclor-1016	4.703	5.000	ug/L	94%		69-120
Aroclor-1260	4.570	5.000	ug/L	91%		72-124
Surrogates						
Decachlorobiphenyl (PCB)	0.4475	0.5000	ug/L	90%		28-138

Type: Lab Control Sample Duplicate	Lab ID: QC1326139	Batch: 391164
Matrix: Water	Method: EPA 8082	Prep Method: EPA 3510C

QC1326139 Analyte	Result	Spiked	Units	Recovery	Qual	Limits	RPD	RPD Lim
Aroclor-1016	4.725	5.000	ug/L	94%		69-120	0	22
Aroclor-1260	4.752	5.000	ug/L	95%		72-124	4	25
Surrogates								
Decachlorobiphenyl (PCB)	0.4812	0.5000	ug/L	96%		28-138		

Batch QC

Type: Lab Control Sample	Lab ID: QC1326028	Batch: 391133
Matrix: Water	Method: EPA 8260B	Prep Method: EPA 5030B

QC1326028 Analyte	Result	Spiked	Units	Recovery	Qual	Limits
1,1-Dichloroethene	47.15	50.00	ug/L	94%		69-128
MTBE	46.49	50.00	ug/L	93%		66-125
Benzene	45.17	50.00	ug/L	90%		76-121
Trichloroethene	46.72	50.00	ug/L	93%		76-124
Toluene	50.48	50.00	ug/L	101%		76-120
Chlorobenzene	47.43	50.00	ug/L	95%		78-120
Surrogates						
Dibromofluoromethane	49.24	50.00	ug/L	98%		70-130
1,2-Dichloroethane-d4	52.53	50.00	ug/L	105%		70-130
Toluene-d8	49.15	50.00	ug/L	98%		70-130
Bromofluorobenzene	49.11	50.00	ug/L	98%		70-130

Type: Lab Control Sample Duplicate	Lab ID: QC1326029	Batch: 391133
Matrix: Water	Method: EPA 8260B	Prep Method: EPA 5030B

QC1326029 Analyte	Result	Spiked	Units	Recovery	Qual	Limits	RPD	RPD Lim
1,1-Dichloroethene	46.48	50.00	ug/L	93%		69-128	1	23
MTBE	45.74	50.00	ug/L	91%		66-125	2	22
Benzene	44.69	50.00	ug/L	89%		76-121	1	21
Trichloroethene	44.05	50.00	ug/L	88%		76-124	6	22
Toluene	48.05	50.00	ug/L	96%		76-120	5	21
Chlorobenzene	44.71	50.00	ug/L	89%		78-120	6	20
Surrogates								
Dibromofluoromethane	50.77	50.00	ug/L	102%		70-130		
1,2-Dichloroethane-d4	51.51	50.00	ug/L	103%		70-130		
Toluene-d8	49.59	50.00	ug/L	99%		70-130		
Bromofluorobenzene	47.99	50.00	ug/L	96%		70-130		

Batch QC

Type: Blank	Lab ID: QC1326034	Batch: 391133
Matrix: Water	Method: EPA 8260B	Prep Method: EPA 5030B

QC1326034 Analyte	Result	Qual	Units	RL	MDL	Prepared	Analyzed
Carbon Disulfide	ND		ug/L	5.0	0.1	12/27/25	12/27/25
Chloroprene	ND		ug/L	200	0.4	12/27/25	12/27/25
3-Chloropropene	ND		ug/L	5.0	0.3	12/27/25	12/27/25
Ethyl methacrylate	ND		ug/L	50	2.1	12/27/25	12/27/25
Ethanol	ND		ug/L	500	110	12/27/25	12/27/25
2-Hexanone	ND		ug/L	5.0	1.1	12/27/25	12/27/25
Isopropanol (IPA)	ND		ug/L	200	52	12/27/25	12/27/25
Methyl acrylonitrile	ND		ug/L	35	3.7	12/27/25	12/27/25
Vinyl Acetate	ND		ug/L	50	15	12/27/25	12/27/25
Acrolein	ND		ug/L	200	2.7	12/27/25	12/27/25
Acrylonitrile	ND		ug/L	10	0.7	12/27/25	12/27/25
Freon 12	ND		ug/L	5.0	0.08	12/27/25	12/27/25
Chloromethane	ND		ug/L	5.0	0.09	12/27/25	12/27/25
Vinyl Chloride	ND		ug/L	5.0	0.06	12/27/25	12/27/25
Bromomethane	ND		ug/L	5.0	0.1	12/27/25	12/27/25
Chloroethane	ND		ug/L	5.0	0.1	12/27/25	12/27/25
Trichlorofluoromethane	ND		ug/L	5.0	0.05	12/27/25	12/27/25
Iodomethane	ND		ug/L	5.0		12/27/25	12/27/25
Acetone	ND		ug/L	100	5.0	12/27/25	12/27/25
Freon 113	ND		ug/L	5.0	0.1	12/27/25	12/27/25
1,1-Dichloroethene	ND		ug/L	5.0	0.09	12/27/25	12/27/25
Methylene Chloride	ND		ug/L	10	0.2	12/27/25	12/27/25
MTBE	ND		ug/L	5.0	0.08	12/27/25	12/27/25
trans-1,2-Dichloroethene	ND		ug/L	5.0	0.1	12/27/25	12/27/25
1,1-Dichloroethane	ND		ug/L	5.0	0.06	12/27/25	12/27/25
2-Butanone	ND		ug/L	10	1.5	12/27/25	12/27/25
cis-1,2-Dichloroethene	ND		ug/L	5.0	0.06	12/27/25	12/27/25
2,2-Dichloropropane	ND		ug/L	5.0	0.1	12/27/25	12/27/25
Chloroform	ND		ug/L	5.0	0.08	12/27/25	12/27/25
Bromochloromethane	ND		ug/L	5.0	0.2	12/27/25	12/27/25
1,1,1-Trichloroethane	ND		ug/L	5.0	0.07	12/27/25	12/27/25
1,1-Dichloropropene	ND		ug/L	5.0	0.07	12/27/25	12/27/25
Carbon Tetrachloride	ND		ug/L	5.0	0.07	12/27/25	12/27/25
1,2-Dichloroethane	ND		ug/L	5.0	0.1	12/27/25	12/27/25
Benzene	ND		ug/L	1.0	0.03	12/27/25	12/27/25
Trichloroethene	ND		ug/L	5.0	0.05	12/27/25	12/27/25
1,2-Dichloropropane	ND		ug/L	5.0	0.1	12/27/25	12/27/25
Bromodichloromethane	ND		ug/L	5.0	0.09	12/27/25	12/27/25
Dibromomethane	ND		ug/L	5.0	0.1	12/27/25	12/27/25
4-Methyl-2-Pentanone	ND		ug/L	5.0	1.0	12/27/25	12/27/25
cis-1,3-Dichloropropene	ND		ug/L	5.0	0.06	12/27/25	12/27/25
Toluene	ND		ug/L	5.0	0.06	12/27/25	12/27/25
trans-1,3-Dichloropropene	ND		ug/L	5.0	0.08	12/27/25	12/27/25
1,1,2-Trichloroethane	ND		ug/L	5.0	0.2	12/27/25	12/27/25
1,3-Dichloropropane	ND		ug/L	5.0	0.1	12/27/25	12/27/25
Tetrachloroethene	ND		ug/L	5.0	0.1	12/27/25	12/27/25
Dibromochloromethane	ND		ug/L	5.0	0.09	12/27/25	12/27/25

Batch QC

QC1326034 Analyte	Result	Qual	Units	RL	MDL	Prepared	Analyzed
1,2-Dibromoethane	ND		ug/L	5.0	0.1	12/27/25	12/27/25
Chlorobenzene	ND		ug/L	5.0	0.09	12/27/25	12/27/25
1,1,1,2-Tetrachloroethane	ND		ug/L	5.0	0.1	12/27/25	12/27/25
Ethylbenzene	ND		ug/L	5.0	0.09	12/27/25	12/27/25
m,p-Xylenes	ND		ug/L	5.0	0.1	12/27/25	12/27/25
o-Xylene	ND		ug/L	5.0	0.06	12/27/25	12/27/25
Styrene	ND		ug/L	5.0	0.09	12/27/25	12/27/25
Bromoform	ND		ug/L	5.0	0.07	12/27/25	12/27/25
Isopropylbenzene	ND		ug/L	5.0	0.05	12/27/25	12/27/25
1,1,2,2-Tetrachloroethane	ND		ug/L	5.0	0.07	12/27/25	12/27/25
1,2,3-Trichloropropane	ND		ug/L	5.0	0.1	12/27/25	12/27/25
Propylbenzene	ND		ug/L	5.0	0.07	12/27/25	12/27/25
Bromobenzene	ND		ug/L	5.0	0.03	12/27/25	12/27/25
1,3,5-Trimethylbenzene	ND		ug/L	5.0	0.06	12/27/25	12/27/25
2-Chlorotoluene	ND		ug/L	5.0	0.05	12/27/25	12/27/25
4-Chlorotoluene	ND		ug/L	5.0	0.06	12/27/25	12/27/25
tert-Butylbenzene	ND		ug/L	5.0	0.03	12/27/25	12/27/25
1,2,4-Trimethylbenzene	ND		ug/L	5.0	0.03	12/27/25	12/27/25
sec-Butylbenzene	ND		ug/L	5.0	0.06	12/27/25	12/27/25
para-Isopropyl Toluene	ND		ug/L	5.0	0.07	12/27/25	12/27/25
1,3-Dichlorobenzene	ND		ug/L	5.0	0.06	12/27/25	12/27/25
1,4-Dichlorobenzene	ND		ug/L	5.0	0.09	12/27/25	12/27/25
n-Butylbenzene	ND		ug/L	5.0	0.06	12/27/25	12/27/25
1,2-Dichlorobenzene	ND		ug/L	5.0	0.09	12/27/25	12/27/25
1,2-Dibromo-3-Chloropropane	ND		ug/L	5.0	0.5	12/27/25	12/27/25
1,2,4-Trichlorobenzene	ND		ug/L	5.0	0.07	12/27/25	12/27/25
Hexachlorobutadiene	ND		ug/L	5.0	0.2	12/27/25	12/27/25
1,2,3-Trichlorobenzene	ND		ug/L	5.0	0.08	12/27/25	12/27/25
cis-1,4-Dichloro-2-butene	ND		ug/L	5.0	0.4	12/27/25	12/27/25
trans-1,4-Dichloro-2-butene	ND		ug/L	5.0	0.4	12/27/25	12/27/25
Xylene (total)	ND		ug/L	5.0		12/27/25	12/27/25
Surrogates				Limits			
Dibromofluoromethane	95%		%REC	70-130		12/27/25	12/27/25
1,2-Dichloroethane-d4	96%		%REC	70-130		12/27/25	12/27/25
Toluene-d8	101%		%REC	70-130		12/27/25	12/27/25
Bromofluorobenzene	102%		%REC	70-130		12/27/25	12/27/25

Batch QC

Type: Matrix Spike	Lab ID: QC1326062	Batch: 391133
Matrix (Source ID): Water (549575-001)	Method: EPA 8260B	Prep Method: EPA 5030B

QC1326062 Analyte	Result	Source Sample Result	Spiked	Units	Recovery	Qual	Limits	DF
1,1-Dichloroethene	12.47	ND	20.00	ug/L	62%		62-131	1
MTBE	12.83	ND	20.00	ug/L	64%		61-124	1
Benzene	12.16	ND	20.00	ug/L	61%	*	70-123	1
Trichloroethene	11.50	ND	20.00	ug/L	57%	*	65-131	1
Toluene	12.40	ND	20.00	ug/L	62%	*	69-120	1
Chlorobenzene	12.33	ND	20.00	ug/L	62%	*	72-121	1
Surrogates								
Dibromofluoromethane	50.78		50.00	ug/L	102%		70-130	1
1,2-Dichloroethane-d4	51.09		50.00	ug/L	102%		70-130	1
Toluene-d8	48.57		50.00	ug/L	97%		70-130	1
Bromofluorobenzene	49.60		50.00	ug/L	99%		70-130	1

Type: Matrix Spike Duplicate	Lab ID: QC1326063	Batch: 391133
Matrix (Source ID): Water (549575-001)	Method: EPA 8260B	Prep Method: EPA 5030B

QC1326063 Analyte	Result	Source Sample Result	Spiked	Units	Recovery	Qual	Limits	RPD	RPD Lim	DF
1,1-Dichloroethene	13.02	ND	20.00	ug/L	65%		62-131	4	31	1
MTBE	13.58	ND	20.00	ug/L	68%		61-124	6	30	1
Benzene	12.72	ND	20.00	ug/L	64%	*	70-123	5	31	1
Trichloroethene	12.44	ND	20.00	ug/L	62%	*	65-131	8	31	1
Toluene	12.97	ND	20.00	ug/L	65%	*	69-120	5	29	1
Chlorobenzene	12.83	ND	20.00	ug/L	64%	*	72-121	4	29	1
Surrogates										
Dibromofluoromethane	50.82		50.00	ug/L	102%		70-130			1
1,2-Dichloroethane-d4	51.13		50.00	ug/L	102%		70-130			1
Toluene-d8	49.29		50.00	ug/L	99%		70-130			1
Bromofluorobenzene	50.28		50.00	ug/L	101%		70-130			1

Type: Blank	Lab ID: QC1326671	Batch: 391320
Matrix: Water	Method: SM 4500-CN-E	Prep Method: METHOD

QC1326671 Analyte	Result	Qual	Units	RL	MDL	Prepared	Analyzed
Cyanide	ND		mg/L	0.0050	0.0017	12/30/25	12/31/25

Type: Lab Control Sample	Lab ID: QC1326672	Batch: 391320
Matrix: Water	Method: SM 4500-CN-E	Prep Method: METHOD

QC1326672 Analyte	Result	Spiked	Units	Recovery	Qual	Limits
Cyanide	0.1066	0.1000	mg/L	107%		85-115

Batch QC

Type: Matrix Spike	Lab ID: QC1326673	Batch: 391320
Matrix (Source ID): Water (549637-003)	Method: SM 4500-CN-E	Prep Method: METHOD

QC1326673 Analyte	Result	Source Sample Result	Spiked	Units	Recovery	Qual	Limits	DF
Cyanide	0.1007	ND	0.1000	mg/L	101%		80-120	0.5

Type: Matrix Spike Duplicate	Lab ID: QC1326674	Batch: 391320
Matrix (Source ID): Water (549637-003)	Method: SM 4500-CN-E	Prep Method: METHOD

QC1326674 Analyte	Result	Source Sample Result	Spiked	Units	Recovery	Qual	Limits	RPD	RPD Lim	DF
Cyanide	0.1024	ND	0.1000	mg/L	102%		80-120	2	20	0.5

Type: Matrix Spike	Lab ID: QC1326709	Batch: 391320
Matrix (Source ID): Water (549849-001)	Method: SM 4500-CN-E	Prep Method: METHOD

QC1326709 Analyte	Result	Source Sample Result	Spiked	Units	Recovery	Qual	Limits	DF
Cyanide	0.0008465	ND	0.1000	mg/L	0%	ND,NM	80-120	0.5

Type: Matrix Spike Duplicate	Lab ID: QC1326710	Batch: 391320
Matrix (Source ID): Water (549849-001)	Method: SM 4500-CN-E	Prep Method: METHOD

QC1326710 Analyte	Result	Source Sample Result	Spiked	Units	Recovery	Qual	Limits	RPD	RPD Lim	DF
Cyanide	-0.0001608	ND	0.1000	mg/L	0%	ND,NM	80-120	294*	20	0.5

Type: Matrix Spike	Lab ID: QC1327015	Batch: 391411
Matrix (Source ID): Water (549813-006)	Method: SM 4500-P-B5-E	

QC1327015 Analyte	Result	Source Sample Result	Spiked	Units	Recovery	Qual	Limits	DF
Phosphorus	0.3890	ND	0.4000	mg/L	97%		75-125	1

Type: Matrix Spike Duplicate	Lab ID: QC1327016	Batch: 391411
Matrix (Source ID): Water (549813-006)	Method: SM 4500-P-B5-E	

QC1327016 Analyte	Result	Source Sample Result	Spiked	Units	Recovery	Qual	Limits	RPD	RPD Lim	DF
Phosphorus	0.3950	ND	0.4000	mg/L	99%		75-125	2	20	1

Batch QC

Type: Blank	Lab ID: QC1327017	Batch: 391411
Matrix: Water	Method: SM 4500-P-B5-E	

QC1327017 Analyte	Result	Qual	Units	RL	MDL	Prepared	Analyzed
Phosphorus	ND		mg/L	0.020	0.014	12/31/25	01/05/26

Type: Lab Control Sample	Lab ID: QC1327018	Batch: 391411
Matrix: Water	Method: SM 4500-P-B5-E	

QC1327018 Analyte	Result	Spiked	Units	Recovery	Qual	Limits
Phosphorus	0.4000	0.4000	mg/L	100%		80-120

Type: Blank	Lab ID: QC1325998	Batch: 391121
Matrix: Water	Method: SM 4500-S2-D	Prep Method: METHOD

QC1325998 Analyte	Result	Qual	Units	RL	MDL	Prepared	Analyzed
Sulfide	ND		mg/L	0.10		12/26/25	12/26/25

Type: Lab Control Sample	Lab ID: QC1325999	Batch: 391121
Matrix: Water	Method: SM 4500-S2-D	Prep Method: METHOD

QC1325999 Analyte	Result	Spiked	Units	Recovery	Qual	Limits
Sulfide	0.9000	1.000	mg/L	90%		90-110

Type: Matrix Spike	Lab ID: QC1326002	Batch: 391121
Matrix (Source ID): Water (549605-001)	Method: SM 4500-S2-D	Prep Method: METHOD

QC1326002 Analyte	Result	Source Sample Result	Spiked	Units	Recovery	Qual	Limits	DF
Sulfide	0.9000	ND	1.000	mg/L	90%		80-120	1

Type: Matrix Spike Duplicate	Lab ID: QC1326003	Batch: 391121
Matrix (Source ID): Water (549605-001)	Method: SM 4500-S2-D	Prep Method: METHOD

QC1326003 Analyte	Result	Source Sample Result	Spiked	Units	Recovery	Qual	Limits	RPD	Lim	DF
Sulfide	0.9000	ND	1.000	mg/L	90%		80-120	0	20	1

Type: Blank	Lab ID: QC1326104	Batch: 391156
Matrix: Water	Method: SM 5310B	Prep Method: SM 5310B

QC1326104 Analyte	Result	Qual	Units	RL	MDL	Prepared	Analyzed
Total Organic Carbon	ND		mg/L	1.0	0.49	12/28/25	12/28/25

Batch QC

Type: Lab Control Sample	Lab ID: QC1326105	Batch: 391156
Matrix: Water	Method: SM 5310B	Prep Method: SM 5310B

QC1326105 Analyte	Result	Spiked	Units	Recovery	Qual	Limits
Total Organic Carbon	22.35	25.00	mg/L	89%		85-115

Type: Matrix Spike	Lab ID: QC1326124	Batch: 391156
Matrix (Source ID): Water (549566-001)	Method: SM 5310B	Prep Method: SM 5310B

QC1326124 Analyte	Result	Source Sample Result	Spiked	Units	Recovery	Qual	Limits	DF
Total Organic Carbon	26.64	2.724	25.00	mg/L	96%		75-125	1

Type: Matrix Spike Duplicate	Lab ID: QC1326125	Batch: 391156
Matrix (Source ID): Water (549566-001)	Method: SM 5310B	Prep Method: SM 5310B

QC1326125 Analyte	Result	Source Sample Result	Spiked	Units	Recovery	Qual	Limits	RPD	RPD Lim	DF
Total Organic Carbon	27.64	2.724	25.00	mg/L	100%		75-125	4	25	1

Type: Sample Duplicate	Lab ID: QC1325644	Batch: 391026
Matrix (Source ID): Water (549730-001)	Method: SM2130B	

QC1325644 Analyte	Result	Source Sample Result	Units	Qual	RPD	RPD Lim	DF
Turbidity	2,344	2348	NTU		0	20	4

Type: Blank	Lab ID: QC1325855	Batch: 391081
Matrix: Water	Method: SM2320B	Prep Method: METHOD

QC1325855 Analyte	Result	Qual	Units	RL	MDL	Prepared	Analyzed
Bicarbonate	ND		mg/L	2.0		12/26/25	12/26/25
Alkalinity, Total as CaCO3	ND		mg/L	2.0		12/26/25	12/26/25

Type: Lab Control Sample	Lab ID: QC1325856	Batch: 391081
Matrix: Water	Method: SM2320B	Prep Method: METHOD

QC1325856 Analyte	Result	Spiked	Units	Recovery	Qual	Limits
Alkalinity, Total as CaCO3	964.2	1000	mg/L	96%		90-110

Batch QC

Type: Sample Duplicate	Lab ID: QC1325858	Batch: 391081
Matrix (Source ID): Water (549566-001)	Method: SM2320B	Prep Method: METHOD

QC1325858 Analyte	Result	Source Sample Result	Units	Qual	RPD	RPD Lim	DF
Bicarbonate	41.60	41.14	mg/L		1	20	1
Alkalinity, Total as CaCO ₃	34.10	33.72	mg/L		1	20	1

Type: Sample Duplicate	Lab ID: QC1326243	Batch: 391192
Matrix (Source ID): Water (549730-001)	Method: SM2510B	Prep Method: METHOD

QC1326243 Analyte	Result	Source Sample Result	Units	Qual	RPD	RPD Lim	DF
Specific Conductance	543.2	535.5	umhos/cm		1	20	1

Type: Sample Duplicate	Lab ID: QC1326299	Batch: 391192
Matrix (Source ID): Water (549322-001)	Method: SM2510B	Prep Method: METHOD

QC1326299 Analyte	Result	Source Sample Result	Units	Qual	RPD	RPD Lim	DF
Specific Conductance	16,510	16600	umhos/cm		1	20	1

Type: Blank	Lab ID: QC1326240	Batch: 391172
Matrix: Water	Method: SM2540C	Prep Method: METHOD

QC1326240 Analyte	Result	Qual	Units	RL	MDL	Prepared	Analyzed
Total Dissolved Solids	ND		mg/L	20		12/29/25	12/31/25

Type: Lab Control Sample	Lab ID: QC1326241	Batch: 391172
Matrix: Water	Method: SM2540C	Prep Method: METHOD

QC1326241 Analyte	Result	Spiked	Units	Recovery	Qual	Limits
Total Dissolved Solids	1,014	1000	mg/L	101%		90-110

Type: Sample Duplicate	Lab ID: QC1326242	Batch: 391172
Matrix (Source ID): Water (549730-001)	Method: SM2540C	Prep Method: METHOD

QC1326242 Analyte	Result	Source Sample Result	Units	Qual	RPD	RPD Lim	DF
Total Dissolved Solids	472.0	442.0	mg/L		7*	5	2

Type: Blank	Lab ID: QC1325925	Batch: 391103
Matrix: Water	Method: SM2540D	Prep Method: METHOD

QC1325925 Analyte	Result	Qual	Units	RL	MDL	Prepared	Analyzed
Total Suspended Solids	ND		mg/L	0.5		12/26/25	12/26/25

Batch QC

Type: Lab Control Sample	Lab ID: QC1325926	Batch: 391103
Matrix: Water	Method: SM2540D	Prep Method: METHOD

QC1325926 Analyte	Result	Spiked	Units	Recovery	Qual	Limits
Total Suspended Solids	99.30	100.0	mg/L	99%		90-110

Type: Lab Control Sample Duplicate	Lab ID: QC1325927	Batch: 391103
Matrix: Water	Method: SM2540D	Prep Method: METHOD

QC1325927 Analyte	Result	Spiked	Units	Recovery	Qual	Limits	RPD	RPD Lim
Total Suspended Solids	99.70	100.0	mg/L	100%		90-110	0	5

Type: Sample Duplicate	Lab ID: QC1325928	Batch: 391103
Matrix (Source ID): Water (549651-001)	Method: SM2540D	Prep Method: METHOD

QC1325928 Analyte	Result	Source Sample Result	Units	Qual	RPD	RPD Lim	DF
Total Suspended Solids	46.50	44.00	mg/L		6*	5	1

Type: Sample Duplicate	Lab ID: QC1325929	Batch: 391103
Matrix (Source ID): Water (549812-001)	Method: SM2540D	Prep Method: METHOD

QC1325929 Analyte	Result	Source Sample Result	Units	Qual	RPD	RPD Lim	DF
Total Suspended Solids	400.0	390.0	mg/L		3	5	1

Type: Blank	Lab ID: QC1325511	Batch: 390990
Matrix: Water	Method: SM5210B	Prep Method: METHOD

QC1325511 Analyte	Result	Qual	Units	RL	MDL	Prepared	Analyzed
Biochemical Oxygen Demand	ND		mg/L	3.0		12/24/25 13:28	12/29/25 16:15

Type: Lab Control Sample	Lab ID: QC1325512	Batch: 390990
Matrix: Water	Method: SM5210B	Prep Method: METHOD

QC1325512 Analyte	Result	Spiked	Units	Recovery	Qual	Limits
Biochemical Oxygen Demand	180.8	198.0	mg/L	91%		84.6-115.4

Type: Sample Duplicate	Lab ID: QC1325521	Batch: 390990
Matrix (Source ID): Water (549544-003)	Method: SM5210B	Prep Method: METHOD

QC1325521 Analyte	Result	Source Sample Result	Units	Qual	RPD	RPD Lim	DF
Biochemical Oxygen Demand	2,773	2423	mg/L		13	30	1

Batch QC

Type: Blank	Lab ID: QC1326675	Batch: 391311
Matrix: Water	Method: SM5220D	Prep Method: SM 5220D

QC1326675 Analyte	Result	Qual	Units	RL	MDL	Prepared	Analyzed
Chemical Oxygen Demand	ND		mg/L	4.0	2.0	12/31/25	12/31/25

Type: Lab Control Sample	Lab ID: QC1326676	Batch: 391311
Matrix: Water	Method: SM5220D	Prep Method: SM 5220D

QC1326676 Analyte	Result	Spiked	Units	Recovery	Qual	Limits
Chemical Oxygen Demand	100.0	100.0	mg/L	100%		90-110

Type: Matrix Spike	Lab ID: QC1326678	Batch: 391311
Matrix (Source ID): Water (549965-001)	Method: SM5220D	Prep Method: SM 5220D

QC1326678 Analyte	Result	Source Sample Result	Spiked	Units	Recovery	Qual	Limits	DF
Chemical Oxygen Demand	172.0	77.00	100.0	mg/L	95%		75-125	2

Type: Matrix Spike Duplicate	Lab ID: QC1326679	Batch: 391311
Matrix (Source ID): Water (549965-001)	Method: SM5220D	Prep Method: SM 5220D

QC1326679 Analyte	Result	Source Sample Result	Spiked	Units	Recovery	Qual	Limits	RPD	RPD Lim	DF
Chemical Oxygen Demand	174.0	77.00	100.0	mg/L	97%		75-125	1	20	2

* Value is outside QC limits
 ND Not Detected
 NM Not Meaningful

Laboratory Job Number 549733

Subcontracted Products

Pace Laboratories



Date of Report: 01/10/2026

David Tripp

Enthalpy Laboratories-Orange
931 West Barkley Avenue
Orange, CA 92868

Client Project: EO-549733
Pace Project: Chiquita Canyon Landfill Stormwater
Pace Work Order: 2522096
Invoice ID: B529619

Enclosed are the results of analyses for samples received by the laboratory on 12/30/2025. If you have any questions concerning this report, please feel free to contact me.

Revised Report: This report supersedes Report ID 1001646184
Reason: Updated sample name

Sincerely,

Contact Person: Ragen Williams
Client Service Rep

Steven Bennett
Operations Manager

Certifications: CA ELAP #1186; NV #CA00014; OR ELAP #4032-001; AK UST101

The results in this report apply to the samples analyzed in accordance with the chain of custody document. This analytical report must be reproduced in its entirety.
All results listed in this report are for the exclusive use of the submitting party. Pace Analytical assumes no responsibility for report alteration, separation, detachment or third party interpretation.

Table of Contents

Sample Information	
Chain of Custody and Cooler Receipt form.....	3
Laboratory / Client Sample Cross Reference.....	5
Sample Results	
2522096-01 - SOUTH	
Organo-Phosphorus Pesticide Analysis (EPA Method 8141A).....	6
Quality Control Reports	
Organo-Phosphorus Pesticide Analysis (EPA Method 8141A)	
Method Blank Analysis.....	7
Laboratory Control Sample.....	8
Notes	
Notes and Definitions.....	9

The results in this report apply to the samples analyzed in accordance with the chain of custody document. This analytical report must be reproduced in its entirety.

All results listed in this report are for the exclusive use of the submitting party. Pace Analytical assumes no responsibility for report alteration, separation, detachment or third party interpretation.



931 West Barkley ,
Orange, CA 92868
(714) 771-6900



2522096

Subcontract Laboratory:

Pace Laboratories
4100 Atlas Court
Bakersfield, CA 93308
ATTN: Ragen Schallock
PO #: Required, to be sent via email

2522096

Enthalpy Order: EO-549733

PM: David Tripp
Email: david.tripp@enthalpy.com
CC: incomingreports@enthalpy.com
Phone: 657-581-4710

Results Due: Standard TAT

Report Level: II

Report To: MDL

EDDs: ELM_TransferOut (Standard Excel Transfer EDD, 3 tabs)

Notes:

Chiquita Canyon Landfill

Sample ID	Collected	Lab ID	# Cont.	Matrix	Analysis Requested	Comment
OUTLET	24-DEC-2025 09:10	549733-001	1	Water	Organophosphorus Pesticides	

Notes:	Relinquished By:	Received By:
		<i>[Signature]</i>
	Date: 12-29-25 14:49	Date: 02/30/25 0923
	Date:	Date:
	Date:	Date:

PACE ANALYTICAL		COOLER RECEIPT FORM		Page 1 Of 1	
Submission #: <u>2522096</u>					
SHIPPING INFORMATION Fed Ex <input checked="" type="checkbox"/> UPS <input type="checkbox"/> GSO / GLS <input type="checkbox"/> Hand Delivery <input type="checkbox"/> Pace Lab Field Service <input type="checkbox"/> Other <input type="checkbox"/> (Specify) _____			SHIPPING CONTAINER Ice Chest <input checked="" type="checkbox"/> None <input type="checkbox"/> Box <input type="checkbox"/> Other <input type="checkbox"/> (Specify) _____		FREE LIQUID YES <input checked="" type="checkbox"/> NO <input type="checkbox"/> <u>W/S</u>
Refrigerant: Ice <input checked="" type="checkbox"/> Blue Ice <input type="checkbox"/> None <input type="checkbox"/> Other <input type="checkbox"/> Comments: _____					
Custody Seals: Ice Chest <input type="checkbox"/> Containers <input type="checkbox"/> None <input checked="" type="checkbox"/> Comments: _____ Intact? Yes <input type="checkbox"/> No <input type="checkbox"/> Intact? Yes <input type="checkbox"/> No <input type="checkbox"/>					
All samples received? Yes <input checked="" type="checkbox"/> No <input type="checkbox"/> All samples containers intact? Yes <input checked="" type="checkbox"/> No <input type="checkbox"/> Description(s) match COC? Yes <input type="checkbox"/> No <input type="checkbox"/>					
COC Received <input checked="" type="checkbox"/> YES <input type="checkbox"/> NO		Emissivity: <u>0.97</u> Container: <u>NA</u> Thermometer ID: <u>337</u>		Date/Time: <u>12/30/25</u>	
		Temperature: (A) <u>1.9</u> °C / (C) <u>1-8</u> °C		Analyst Init: <u>HTL 0923</u>	

SAMPLE CONTAINERS	SAMPLE NUMBERS									
	1	2	3	4	5	6	7	8	9	10
QT PE UNPRES										
4oz / 8oz / 16oz PE UNPRES										
2oz Cr*										
QT INORGANIC CHEMICAL METALS										
INORGANIC CHEMICAL METALS 4oz / 8oz / 16oz										
PT CYANIDE										
PT NITROGEN FORMS										
PT TOTAL SULFIDE										
2oz. NITRATE / NITRITE										
PT TOTAL ORGANIC CARBON										
PT CHEMICAL OXYGEN DEMAND										
PA PHENOLICS										
40ml VOA VIAL TRAVEL BLANK										
40ml VOA VIAL										
QT EPA 1664B										
PT ODOR										
RADIOLOGICAL										
BACTERIOLOGICAL										
40 ml VOA VIAL- 504										
QT EPA 508/608.3/8081A										
QT EPA 515.1/8151A										
QT EPA 525.2										
QT EPA 525.2 TRAVEL BLANK										
40ml EPA 547										
40ml EPA 531.1										
8oz EPA 548.1										
QT EPA 549.2										
QT EPA 8015M										
QT EPA 8270C										
8oz / 16oz / 32oz AMBER										
8oz / 16oz / 32oz JAR										
SOIL SLEEVE										
PCB VIAL										
PLASTIC BAG										
TEDLAR BAG										
FERROUS IRON										
ENCORE										
SMART KIT										
SUMMA CANISTER										

CHK BY: [Signature] DISTRIBUTION
 SUB OUT

Comments: _____ Date/Time: 0939 12/30/25 Rev 23 05/20/22
 Sample Numbering Completed By: TOC
 A = Actual / C = Corrected (S:\WPDoc\WordPerfect\LAB_Docs\FORMS\ISAMRECrev 29)

Enthalpy Laboratories-Orange
931 West Barkley Avenue
Orange, CA 92868

Reported: 01/10/2026 19:20
Project: Chiquita Canyon Landfill Stormwater
Project Number: EO-549733
Project Manager: David Tripp

Laboratory / Client Sample Cross Reference

Laboratory	Client Sample Information		Receive Date:	12/30/2025 09:23
2522096-01	COC Number:	---	Sampling Date:	12/24/2025 09:10
	Project Number:	---	Sample Depth:	---
	Sampling Location:	---	Lab Matrix:	Water
	Sampling Point:	SOUTH	Sample Type:	Water
	Sampled By:	client		



Enthalpy Laboratories-Orange
 931 West Barkley Avenue
 Orange, CA 92868

Reported: 01/10/2026 19:20
 Project: Chiquita Canyon Landfill Stormwater
 Project Number: EO-549733
 Project Manager: David Tripp

Organo-Phosphorus Pesticide Analysis (EPA Method 8141A)

Pace Sample ID: 2522096-01 **Client Sample Name:** SOUTH, 12/24/2025 9:10:00AM, client

Constituent	Result	Units	PQL	MDL	Method	MB Bias	Lab Quals	DCN
Azinphos methyl	ND	ug/L	0.50	0.12	EPA-8141A	ND		1
Bolstar	ND	ug/L	0.20	0.050	EPA-8141A	ND		1
Chlorpyrifos	ND	ug/L	0.20	0.050	EPA-8141A	ND		1
Coumaphos	ND	ug/L	0.50	0.11	EPA-8141A	ND		1
Demeton O/S	ND	ug/L	0.20	0.056	EPA-8141A	ND		1
Diazinon	ND	ug/L	0.20	0.050	EPA-8141A	ND		1
Dichlorvos	ND	ug/L	0.20	0.050	EPA-8141A	ND		1
Disulfoton	ND	ug/L	0.20	0.050	EPA-8141A	ND		1
Ethoprop	ND	ug/L	0.20	0.052	EPA-8141A	ND		1
Fensulfothion	ND	ug/L	0.20	0.051	EPA-8141A	ND		1
Fenthion	ND	ug/L	0.20	0.050	EPA-8141A	ND		1
Merphos	ND	ug/L	0.20	0.050	EPA-8141A	ND		1
Methyl parathion	ND	ug/L	0.20	0.050	EPA-8141A	ND		1
Mevinphos	ND	ug/L	0.20	0.050	EPA-8141A	ND		1
Naled	ND	ug/L	0.50	0.17	EPA-8141A	ND		1
Phorate	ND	ug/L	0.20	0.066	EPA-8141A	ND		1
Ronnel (Fenclorvos)	ND	ug/L	0.20	0.050	EPA-8141A	ND		1
Stirophos (Tetrachlorvinphos)	ND	ug/L	0.20	0.082	EPA-8141A	ND		1
Tokuthion (Prothiofos)	ND	ug/L	0.20	0.050	EPA-8141A	ND		1
Trichloronate	ND	ug/L	0.20	0.050	EPA-8141A	ND		1
Triphenylphosphate (Surrogate)	26.0	%	50 - 130 (LCL - UCL)		EPA-8141A		S09	1

DCN	Method	Prep Date	Run		Analyst	Instrument	Dilution	QC	
			Date/Time					Batch ID	Prep Method
1	EPA-8141A	12/31/25 08:30	01/06/26	08:19	HAH	GC-18	1	B224902	EPA 3510C

DCN = Data Continuation Number

The results in this report apply to the samples analyzed in accordance with the chain of custody document. This analytical report must be reproduced in its entirety.
 All results listed in this report are for the exclusive use of the submitting party. Pace Analytical assumes no responsibility for report alteration, separation, detachment or third party interpretation.

Enthalpy Laboratories-Orange
931 West Barkley Avenue
Orange, CA 92868

Reported: 01/10/2026 19:20
Project: Chiquita Canyon Landfill Stormwater
Project Number: EO-549733
Project Manager: David Tripp

Organo-Phosphorus Pesticide Analysis (EPA Method 8141A)

Quality Control Report - Method Blank Analysis

Constituent	QC Sample ID	MB Result	Units	PQL	MDL	Lab Quals	Run #
QC Batch ID: B224902							
Azinphos methyl	B224902-BLK1	ND	ug/L	0.50	0.12		1
Bolstar	B224902-BLK1	ND	ug/L	0.20	0.050		1
Chlorpyrifos	B224902-BLK1	ND	ug/L	0.20	0.050		1
Coumaphos	B224902-BLK1	ND	ug/L	0.50	0.11		1
Demeton O/S	B224902-BLK1	ND	ug/L	0.20	0.056		1
Diazinon	B224902-BLK1	ND	ug/L	0.20	0.050		1
Dichlorvos	B224902-BLK1	ND	ug/L	0.20	0.050		1
Disulfoton	B224902-BLK1	ND	ug/L	0.20	0.050		1
Ethoprop	B224902-BLK1	ND	ug/L	0.20	0.052		1
Fensulfothion	B224902-BLK1	ND	ug/L	0.20	0.051		1
Fenthion	B224902-BLK1	ND	ug/L	0.20	0.050		1
Merphos	B224902-BLK1	ND	ug/L	0.20	0.050		1
Methyl parathion	B224902-BLK1	ND	ug/L	0.20	0.050		1
Mevinphos	B224902-BLK1	ND	ug/L	0.20	0.050		1
Naled	B224902-BLK1	ND	ug/L	0.50	0.17		1
Phorate	B224902-BLK1	ND	ug/L	0.20	0.066		1
Ronnel (Fenchlorphos)	B224902-BLK1	ND	ug/L	0.20	0.050		1
Stirophos (Tetrachlorvinphos)	B224902-BLK1	ND	ug/L	0.20	0.082		1
Tokuthion (Prothiofos)	B224902-BLK1	ND	ug/L	0.20	0.050		1
Trichloronate	B224902-BLK1	ND	ug/L	0.20	0.050		1
Triphenylphosphate (Surrogate)	B224902-BLK1	91.6	%	50 - 130 (LCL - UCL)			1

Run #	QC Sample ID	QC Type	Method	Prep Date	Run	Analyst	Instrument	Dilution
					Date Time			
1	B224902-BLK1	PB	EPA-8141A	12/31/25	01/06/26 03:53	HAH	GC-18	1

The results in this report apply to the samples analyzed in accordance with the chain of custody document. This analytical report must be reproduced in its entirety.
All results listed in this report are for the exclusive use of the submitting party. Pace Analytical assumes no responsibility for report alteration, separation, detachment or third party interpretation.

Enthalpy Laboratories-Orange
931 West Barkley Avenue
Orange, CA 92868

Reported: 01/10/2026 19:20
Project: Chiquita Canyon Landfill Stormwater
Project Number: EO-549733
Project Manager: David Tripp

Organo-Phosphorus Pesticide Analysis (EPA Method 8141A)

Quality Control Report - Laboratory Control Sample

Constituent	QC Sample ID	Type	Result	Spike Level	Units	Percent Recovery	RPD	Control Limits		Lab Quals	Run #
								Percent Recovery	RPD		
QC Batch ID: B224902											
Bolstar	B224902-BS1	LCS	1.7200	2.0000	ug/L	86.0		50 - 130			1
	B224902-BSD1	LCSD	1.6700	2.0000	ug/L	83.5	2.9	50 - 130	30		2
Chlorpyrifos	B224902-BS1	LCS	1.8450	2.0000	ug/L	92.2		60 - 120			1
	B224902-BSD1	LCSD	1.8150	2.0000	ug/L	90.8	1.6	60 - 120	30		2
Diazinon	B224902-BS1	LCS	1.6050	2.0000	ug/L	80.2		60 - 130			1
	B224902-BSD1	LCSD	1.8150	2.0000	ug/L	90.8	12.3	60 - 130	30		2
Methyl parathion	B224902-BS1	LCS	1.6800	2.0000	ug/L	84.0		60 - 120			1
	B224902-BSD1	LCSD	1.7050	2.0000	ug/L	85.2	1.5	60 - 120	30		2
Mevinphos	B224902-BS1	LCS	1.4050	2.0000	ug/L	70.2		50 - 120			1
	B224902-BSD1	LCSD	1.5000	2.0000	ug/L	75.0	6.5	50 - 120	30		2
Ronnel (Fenclorphos)	B224902-BS1	LCS	1.7900	2.0000	ug/L	89.5		50 - 120			1
	B224902-BSD1	LCSD	1.8900	2.0000	ug/L	94.5	5.4	50 - 120	30		2
Stirophos (Tetrachlorvinphos)	B224902-BS1	LCS	1.7850	2.0000	ug/L	89.2		50 - 120			1
	B224902-BSD1	LCSD	1.8000	2.0000	ug/L	90.0	0.8	50 - 120	30		2
Triphenylphosphate (Surrogate)	B224902-BS1	LCS	2.3600	2.5000	ug/L	94.4		50 - 130			1
	B224902-BSD1	LCSD	2.1750	2.5000	ug/L	87.0	8.2	50 - 130			2

Run #	QC Sample ID	QC Type	Method	Prep Date	Run		Analyst	Instrument	Dilution
					Date	Time			
1	B224902-BS1	LCS	EPA-8141A	12/31/25	01/06/26	04:23	HAH	GC-18	1
2	B224902-BSD1	LCSD	EPA-8141A	12/31/25	01/06/26	04:52	HAH	GC-18	1

The results in this report apply to the samples analyzed in accordance with the chain of custody document. This analytical report must be reproduced in its entirety.
All results listed in this report are for the exclusive use of the submitting party. Pace Analytical assumes no responsibility for report alteration, separation, detachment or third party interpretation.



Enthalpy Laboratories-Orange
931 West Barkley Avenue
Orange, CA 92868

Reported: 01/10/2026 19:20
Project: Chiquita Canyon Landfill Stormwater
Project Number: EO-549733
Project Manager: David Tripp

Notes And Definitions

- MDL Method Detection Limit
- ND Analyte Not Detected
- PQL Practical Quantitation Limit
- S09 The surrogate recovery for this compound was not within the control limits.

Laboratory Job Number 549733

Subcontracted Products

McCampbell Analytical, Inc.



McC Campbell Analytical, Inc.

"When Quality Counts"

Analytical Report

WorkOrder: 2512J14

Report Created for: Enthalpy Analytical

931 West Barkley Avenue
Orange, CA 92868

Project Contact: David Tripp

Project P.O.: 079649

Project: EO-549733

Project Location:

Project Received: 12/30/2025

Analytical Report reviewed & approved for release on 01/06/2026 by:

Ana Venegas
Project Manager

The report shall not be reproduced except in full, without the written approval of the laboratory. The analytical results relate only to the items tested. Results reported conform to the most current regulatory standards, where applicable, unless otherwise stated.





Glossary of Terms & Qualifier Definitions

Client: Enthalpy Analytical

WorkOrder: 2512J14

Project: EO-549733

Glossary Abbreviation

%D	Serial Dilution Percent Difference
95% Interval	95% Confident Interval
CCV	Continuing Calibration Verification.
CCV REC (%)	% recovery of Continuing Calibration Verification.
CPT	Consumer Product Testing not NELAP Accredited
DF	Dilution Factor
DI WET	(DISTLC) Waste Extraction Test using DI water
DISS	Dissolved (direct analysis of 0.45 µm filtered and acidified water sample)
DLT	Dilution Test (Serial Dilution)
DUP	Duplicate
EDL	Estimated Detection Limit
ERS	External reference sample. Second source calibration verification.
ITEF	International Toxicity Equivalence Factor
LCS	Laboratory Control Sample
LCS2	Second LCS for the batch. Spike level is lower than that for the first LCS; applicable to method 1633.
LQL	Lowest Quantitation Level
MB	Method Blank
MB IS/SS % Rec	% Recovery of Internal Standard or Surrogate in Method Blank, if applicable
MB SS % Rec	% Recovery of Surrogate in Method Blank, if applicable
MDL	Method Detection Limit ¹
ML	Minimum Level of Quantitation
MS	Matrix Spike
MSD	Matrix Spike Duplicate
NA	Not Applicable
ND	Not detected at or above the indicated MDL or RL.
NR	Data Not Reported due to matrix interference or insufficient sample amount.
PDS	Post Digestion Spike
PF	Prep Factor
RD	Relative Difference
RL	Reporting Limit ²
RPD	Relative Percent Difference
RRT	Relative Retention Time
RSD	Relative Standard Deviation
SNR	Surrogate is diluted out of the calibration range

¹ MDL is the minimum measured concentration of a substance that can be reported with 99% confidence that the measured concentration is distinguishable from method blank results. Definition and Procedure for the Determination of the Method Detection Limit, Revision 2, 40CFR, Part 136, Appendix B, EPA 821-R-16-006, December 2016. Values are based upon our default extraction volume/amount and are subject to change.

² RL is the lowest level that can be reliably determined within specified limits of precision and accuracy during routine laboratory operating conditions. (The RL cannot be lower than the lowest calibration standard used in the initial calibration of the instrument and must be greater than the MDL.) Values are based upon our default extraction volume/amount and are subject to change.



Glossary of Terms & Qualifier Definitions

Client: Enthalpy Analytical

WorkOrder: 2512J14

Project: EO-549733

SPK Val	Spike Value
SPKRef Val	Spike Reference Value
SPLP	Synthetic Precipitation Leachate Procedure
ST	Sorbent Tube
TCLP	Toxicity Characteristic Leachate Procedure
TEQ	Toxicity Equivalents
TNTC	"Too Numerous to Count;" greater than 250 colonies observed on the plate.
TPH-Diesel	Sample results for semi-volatile TPH (diesel, kerosene, oil, etc) were calculated using a background subtraction procedure to correct for instrument baseline rise (column bleed) as described in Sec 7.7.2.2 of EPA 8015 B, C.
TZA	TimeZone Net Adjustment for sample collected outside of MAI's Coordinated Universal Time (UTC). (Adjustment for Daylight Saving is not accounted.)
WET (STLC)	Waste Extraction Test (Soluble Threshold Limit Concentration)

Analytical Qualifiers

a3	Sample diluted due to high organic content interfering with quantitative/or qualitative analysis.
b1	Aqueous sample that contains greater than ~1 vol. % sediment

Quality Control Qualifiers

F5	LCS/LCSD recovery is outside of acceptance limits; however, the data is acceptable based upon the TNI allowable marginal exceedances.
----	---



Analytical Report

Client: Enthelpy Analytical
Date Received: 12/30/2025 9:43
Date Prepared: 12/31/2025
Project: EO-549733

WorkOrder: 2512J14
Extraction Method: E8151A
Analytical Method: E8151A
Unit: µg/L

Chlorinated Herbicides by GC-ECD

Client ID	Lab ID	Matrix	Date Collected	Instrument FileID	Batch ID
SOUTH	2512J14-001A	Water	12/24/2025 09:10	GC15A 01052621.D	332928

Analytes	Result	MDL	RL	DF	Date Analyzed
Acifluorfen	ND	5.3	10	10	01/05/2026 21:41
Bentazon	ND	3.2	10	10	01/05/2026 21:41
Chloramben	ND	6.4	10	10	01/05/2026 21:41
2,4-D (Dichlorophenoxyacetic acid)	ND	0.79	2.0	10	01/05/2026 21:41
2,4-DB	ND	4.2	10	10	01/05/2026 21:41
Dalapon	ND	7.7	10	10	01/05/2026 21:41
D CPA (mono & diacid)	ND	5.0	10	10	01/05/2026 21:41
Dicamba	ND	0.74	2.0	10	01/05/2026 21:41
3,5-Dichlorobenzoic Acid	ND	2.4	10	10	01/05/2026 21:41
Dichloroprop	ND	3.5	10	10	01/05/2026 21:41
Dinoseb (DNBP)	ND	3.0	10	10	01/05/2026 21:41
MCPA	ND	13	20	10	01/05/2026 21:41
MCPP	ND	12	20	10	01/05/2026 21:41
4-Nitrophenol	ND	7.7	10	10	01/05/2026 21:41
Pentachlorophenol (PCP)	ND	0.55	2.0	10	01/05/2026 21:41
Picloram	ND	3.8	10	10	01/05/2026 21:41
2,4,5-T (Trichlorophenoxy acetic acid)	ND	1.0	2.0	10	01/05/2026 21:41
2,4,5-TP (Silvex)	ND	1.6	5.0	10	01/05/2026 21:41

Surrogates	REC (%)	Limits	DF	Date Analyzed
DCAA	97	60-140	10	01/05/2026 21:41

Analyst(s): DP

Analytical Comments: a3,b1



Analytical Report

Client: Enthalpy Analytical
Date Received: 12/30/2025 9:43
Date Prepared: 12/30/2025
Project: EO-549733

WorkOrder: 2512J14
Extraction Method: RSK175
Analytical Method: RSK175
Unit: µg/L

Dissolved Carbon Dioxide by RSK 175

Client ID	Lab ID	Matrix	Date Collected	Instrument FileID	Batch ID
SOUTH	2512J14-001B	Water	12/24/2025 09:10	GC26 1230250306.D	332910

Analytes	Result	MDL	RL	DF	Date Analyzed
Carbon Dioxide	1100	50	50	1	12/30/2025 16:39

Analyst(s): CLO

Analytical Comments: b1



Quality Control Report

Client: Enthelpy Analytical
Date Prepared: 12/31/2025
Date Analyzed: 01/05/2026
Instrument: GC15A
Matrix: Water
Project: EO-549733

WorkOrder: 2512J14
BatchID: 332928
Extraction Method: E8151A
Analytical Method: E8151A
Unit: µg/L
Sample ID: MB/LCS/LCSD-332928

QC Summary Report for E8151A

Analyte	MB Result	MDL	RL	SPK Val	MB IS/SS %REC	MB IS/SS Limits
Acifluorfen	ND	0.53	1.0	-	-	-
Bentazon	ND	0.32	1.0	-	-	-
Chloramben	ND	0.64	1.0	-	-	-
2,4-D (Dichlorophenoxyacetic acid)	ND	0.079	0.20	-	-	-
2,4-DB	ND	0.42	1.0	-	-	-
Dalapon	ND	0.77	1.0	-	-	-
DCPA (mono & diacid)	ND	0.50	1.0	-	-	-
Dicamba	ND	0.074	0.20	-	-	-
3,5-Dichlorobenzoic Acid	ND	0.24	1.0	-	-	-
Dichloroprop	ND	0.35	1.0	-	-	-
Dinoseb (DNBP)	ND	0.30	1.0	-	-	-
MCPA	ND	1.3	2.0	-	-	-
MCPP	ND	1.2	2.0	-	-	-
4-Nitrophenol	ND	0.77	1.0	-	-	-
Pentachlorophenol (PCP)	ND	0.055	0.20	-	-	-
Picloram	ND	0.38	1.0	-	-	-
2,4,5-T (Trichlorophenoxy acetic acid)	ND	0.10	0.20	-	-	-
2,4,5-TP (Silvex)	ND	0.16	0.50	-	-	-
Surrogate Recovery						
DCAA	9.7			10	97	70-130

(Cont.)



Quality Control Report

Client: Enthalpy Analytical
Date Prepared: 12/31/2025
Date Analyzed: 01/05/2026
Instrument: GC15A
Matrix: Water
Project: EO-549733

WorkOrder: 2512J14
BatchID: 332928
Extraction Method: E8151A
Analytical Method: E8151A
Unit: µg/L
Sample ID: MB/LCS/LCSD-332928

QC Summary Report for E8151A

Analyte	LCS Result	LCSD Result	SPK Val	LCS %REC	LCSD %REC	LCS/LCSD Limits	RPD	RPD Limit
Acifluorfen	8.6	8.7	10	86	87	70-130	0.280	30
Bentazon	10	10	10	104	104	70-130	0.0107	30
Chloramben	11	11	10	112	112	70-130	0.0992	30
2,4-D (Dichlorophenoxyacetic acid)	9.8	9.0	10	98	90	70-130	8.81	30
2,4-DB	9.8	9.7	10	98	97	70-130	1.45	30
Dalapon	10	9.9	10	102	99	70-130	2.44	30
DCPA (mono & diacid)	9.0	8.8	10	90	88	70-130	2.09	30
Dicamba	9.5	9.2	10	95	92	70-130	3.71	30
3,5-Dichlorobenzoic Acid	9.5	9.2	10	95	92	70-130	3.17	30
Dichloroprop	9.6	9.0	10	96	90	70-130	6.86	30
Dinoseb (DNBP)	9.9	9.8	10	99	98	70-130	0.973	30
MCPA	110	86	100	110	86	70-130	24.8	30
MCPP	110	94	100	112	94	70-130	17.4	30
4-Nitrophenol	6.8	6.6	10	68,F5	66,F5	70-130	2.22	30
Pentachlorophenol (PCP)	9.7	9.4	10	97	94	70-130	2.97	30
Picloram	8.8	8.6	10	88	86	70-130	2.06	30
2,4,5-T (Trichlorophenoxy acetic acid)	9.5	9.4	10	95	94	70-130	1.19	30
2,4,5-TP (Silvex)	9.6	9.3	10	96	93	70-130	3.92	30
Surrogate Recovery								
DCAA	10	9.9	10	103	99	70-130	3.75	30



Quality Control Report

Client: Enthalpy Analytical
Date Prepared: 12/30/2025
Date Analyzed: 12/30/2025
Instrument: GC26
Matrix: Water
Project: EO-549733

WorkOrder: 2512J14
BatchID: 332910
Extraction Method: RSK175
Analytical Method: RSK175
Unit: µg/L
Sample ID: MB/LCS/LCSD-332910

QC Summary Report for RSK175

Analyte	MB Result	MDL	RL			
Carbon Dioxide	ND	50	50	-	-	-

Analyte	LCS Result	LCSD Result	SPK Val	LCS %REC	LCSD %REC	LCS/LCSD Limits	RPD	RPD Limit
Carbon Dioxide	140	140	187.2	76	75	70-130	0.907	30



Certified Analyte List

Client: Enthalpy Analytical

WorkOrder: 2512J14

Project: EO-549733

Analyte	Cert 1	Cert 2	Cert 3	Cert 4	Cert 5	Analytical Method	Matrix
2,4,5-T (Trichlorophenoxy acetic acid)	<input checked="" type="radio"/>	<input checked="" type="radio"/>	<input type="radio"/>	<input type="radio"/>	<input type="radio"/>	E8151A	Water
2,4,5-TP (Silvex)	<input checked="" type="radio"/>	<input checked="" type="radio"/>	<input type="radio"/>	<input type="radio"/>	<input type="radio"/>	E8151A	Water
2,4-D (Dichlorophenoxyacetic acid)	<input checked="" type="radio"/>	<input checked="" type="radio"/>	<input type="radio"/>	<input type="radio"/>	<input type="radio"/>	E8151A	Water
2,4-DB	<input checked="" type="radio"/>	<input checked="" type="radio"/>	<input type="radio"/>	<input type="radio"/>	<input type="radio"/>	E8151A	Water
3,5-Dichlorobenzoic Acid	<input type="radio"/>	<input checked="" type="radio"/>	<input type="radio"/>	<input type="radio"/>	<input type="radio"/>	E8151A	Water
4-Nitrophenol	<input checked="" type="radio"/>	<input checked="" type="radio"/>	<input type="radio"/>	<input type="radio"/>	<input type="radio"/>	E8151A	Water
Acifluorfen	<input type="radio"/>	<input checked="" type="radio"/>	<input type="radio"/>	<input type="radio"/>	<input type="radio"/>	E8151A	Water
Bentazon	<input type="radio"/>	<input checked="" type="radio"/>	<input type="radio"/>	<input type="radio"/>	<input type="radio"/>	E8151A	Water
Chloramben	<input type="radio"/>	<input checked="" type="radio"/>	<input type="radio"/>	<input type="radio"/>	<input type="radio"/>	E8151A	Water
Dalapon	<input checked="" type="radio"/>	<input checked="" type="radio"/>	<input type="radio"/>	<input type="radio"/>	<input type="radio"/>	E8151A	Water
DCPA (mono & diacid)	<input type="radio"/>	<input checked="" type="radio"/>	<input type="radio"/>	<input type="radio"/>	<input type="radio"/>	E8151A	Water
Dicamba	<input checked="" type="radio"/>	<input checked="" type="radio"/>	<input type="radio"/>	<input type="radio"/>	<input type="radio"/>	E8151A	Water
Dichloroprop	<input checked="" type="radio"/>	<input checked="" type="radio"/>	<input type="radio"/>	<input type="radio"/>	<input type="radio"/>	E8151A	Water
Dinoseb (DNBP)	<input checked="" type="radio"/>	<input checked="" type="radio"/>	<input type="radio"/>	<input type="radio"/>	<input type="radio"/>	E8151A	Water
MCPA	<input checked="" type="radio"/>	<input checked="" type="radio"/>	<input type="radio"/>	<input type="radio"/>	<input type="radio"/>	E8151A	Water
MCPP	<input checked="" type="radio"/>	<input checked="" type="radio"/>	<input type="radio"/>	<input type="radio"/>	<input type="radio"/>	E8151A	Water
Pentachlorophenol (PCP)	<input checked="" type="radio"/>	<input checked="" type="radio"/>	<input type="radio"/>	<input type="radio"/>	<input type="radio"/>	E8151A	Water
Picloram	<input type="radio"/>	<input checked="" type="radio"/>	<input type="radio"/>	<input type="radio"/>	<input type="radio"/>	E8151A	Water

Certifications

Cert 1 CA ELAP 1644
 Cert 2 ORELAP (NELAP) 4033

The Certified Analyte Report lists the compounds for which MAI is accredited at the time of issuance. Although MAI holds multiple accreditations, methods with extensive compound lists may not be fully accredited due to state agency availability.



1534 Willow Pass Rd
Pittsburg, CA 94565-1701
(925) 252-9262

WaterTrax CLIP EDF

CHAIN-OF-CUSTODY RECORD

WorkOrder: 2512J14

ClientCode: ENO

QuoteID: 252619

EQulS Dry-Weight Email HardCopy ThirdParty J-flag

Detection Summary Excel [A1_Standard_QC]

Report to:

David Tripp
Enthalpy Analytical
931 West Barkley Avenue
Orange, CA 92868
714-771-9908 FAX:

Email: david.tripp@enthalpy.com
cc/3rd Party: incomingreports@enthalpy.com;
PO: 079649
Project: EO-549733

Bill to:

Accounts Payable/Enthalpy SoCal
Montrose Environmental Group
PO Box 842165
Boston, MA 02284-2165
003EL_ap@montrose-env.com

Requested TAT: 1 day;

Date Received: 12/30/2025

Date Logged: 12/30/2025

Lab ID	ClientSampID	Matrix	Collection Date	Hold	Requested Tests (See legend below)												
					1	2	3	4	5	6	7	8	9	10	11	12	
2512J14-001	SOUTH	Water	12/24/2025 09:10	<input type="checkbox"/>	A	A	B										

Test Legend:

1	8151_W	2	PRDisposal Fee	3	RSK175_CO2_W	4	
5		6		7		8	
9		10		11		12	

Prepared by: Agustina Venegas

Comments: Sample name updated per client request. 1/2/26 A.V

NOTE: Soil samples are discarded 60 days after receipt unless other arrangements are made (Water samples are 30 days).
Hazardous samples will be returned to client or disposed of at client expense.



WORK ORDER SUMMARY

Client Name: ENTHALPY ANALYTICAL

Project: EO-549733

Work Order: 2512J14

Client Contact: David Tripp

QC Level: LEVEL 2

Contact's Email: david.tripp@enthalpy.com

Comments: Sample name updated per client request. 1/2/26 A.V

Date Logged: 12/30/2025

WaterTrax CLIP EDF Excel EQUIS Email HardCopy ThirdParty J-flag

LabID	ClientSampID	Matrix	Test Name	Cont./Comp.	Bottle & Preservative	U**	Head Space	Dry-Weight	Collection Date & Time	TAT	Test Due Date	Sediment Content	Hold	Sub Out
001A	SOUTH	Water	E8151A (Chlorinated Herbicides)	1	1LA Narrow Mouth, Unpres	<input type="checkbox"/>	<input type="checkbox"/>	<input type="checkbox"/>	12/24/2025 9:10	1 day	12/31/2025	1%+	<input type="checkbox"/>	<input type="checkbox"/>
001B	SOUTH	Water	RSK175 (CO2)	2	VOA, Unpres	<input type="checkbox"/>	<input type="checkbox"/>	<input type="checkbox"/>	12/24/2025 9:10	1 day	12/31/2025	1%+	<input type="checkbox"/>	<input type="checkbox"/>

NOTES: * STLC and TCLP extractions require 2 days to complete; therefore, all TATs begin after the extraction is completed (i.e., One-day TAT yields results in 3 days from sample submission).

- ISM prep requires 5 to 10 days to complete; therefore, all TATs begin after the extraction is completed (i.e., One-day TAT yields results in 6 to 11 days from sample submission). Due date listed on WO summary will not accurately reflect the time needed for sample preparation.

- Organic extracts are held for 40 days before disposal; Inorganic extract are held for 30 days.

- MAI assumes that all material present in the provided sampling container is considered part of the sample - MAI does not exclude any material from the sample prior to sample preparation unless requested in writing by the client.

U** = An unpreserved container was received for a method that suggests a preservation in order to extend hold time for analysis.

2512514

HOLD TIME RUSH



931 West Barkley Ave
Orange, CA 92868
(714) 771-6900

Subcontract Laboratory:

McCampbell Analytical, Inc.
1534 Willow Pass Rd.
Pittsburg, CA 94565
ATTN: Quote ID: 252619
PO #: PO-079649



Enthalpy Order: EO-549733

PM: David Tripp
Email: david.tripp@enthalpy.com
CC: incomingreports@enthalpy.com
Phone: 657-581-4710

Results Due: Standard TAT
Report Level: II
Report To: MDL
EDDs: Standard Excel
EDD

Notes:

Sample ID	Collected	Lab ID	# Cont.	Matrix	Analysis Requested	Comment
OUTLET	24-DEC-2025 09:10	549733-001	1	Water	EPA 8151A Chlorinated Herbicides	
			2	Water	RSK-175 CO2	

Notes:	Relinquished By:	Received By:
		
	Date: 12-29-25 14:49	Date: 12/30/25 0943
	Date:	Date:
	Date:	Date:

0.20174
1R41



Sample Receipt Checklist

Client Name: Enthalpy Analytical
 Project: EO-549733

Date and Time Received: 12/30/2025 09:43
 Date Logged: 12/30/2025

WorkOrder No: 2512J14 Matrix: Water
 Carrier: FedEx

Received by: Agustina Venegas
 Logged by: Agustina Venegas

Chain of Custody (COC) Information

Chain of custody present?	Yes <input checked="" type="checkbox"/>	No <input type="checkbox"/>	
Chain of custody signed when relinquished and received?	Yes <input checked="" type="checkbox"/>	No <input type="checkbox"/>	
Chain of custody agrees with sample labels?	Yes <input checked="" type="checkbox"/>	No <input type="checkbox"/>	
Sample IDs noted by Client on COC?	Yes <input checked="" type="checkbox"/>	No <input type="checkbox"/>	
Date and Time of collection noted by Client on COC?	Yes <input checked="" type="checkbox"/>	No <input type="checkbox"/>	
Sampler's name noted on COC?	Yes <input type="checkbox"/>	No <input checked="" type="checkbox"/>	
COC agrees with Quote?	Yes <input checked="" type="checkbox"/>	No <input type="checkbox"/>	NA <input type="checkbox"/>
COC quote NOT expired?	Yes <input checked="" type="checkbox"/>	No <input type="checkbox"/>	NA <input type="checkbox"/>

Sample Receipt Information

Custody seals intact on shipping container/cooler?	Yes <input type="checkbox"/>	No <input type="checkbox"/>	NA <input checked="" type="checkbox"/>
Custody seals intact on sample bottles?	Yes <input type="checkbox"/>	No <input type="checkbox"/>	NA <input checked="" type="checkbox"/>
Shipping container/cooler in good condition?	Yes <input checked="" type="checkbox"/>	No <input type="checkbox"/>	
Samples in proper containers/bottles?	Yes <input checked="" type="checkbox"/>	No <input type="checkbox"/>	
Sample containers intact?	Yes <input checked="" type="checkbox"/>	No <input type="checkbox"/>	
Sufficient sample volume for indicated test?	Yes <input checked="" type="checkbox"/>	No <input type="checkbox"/>	

Sample Preservation and Hold Time (HT) Information

All samples received within holding time?	Yes <input checked="" type="checkbox"/>	No <input type="checkbox"/>	NA <input type="checkbox"/>
Samples Received on Ice?	Yes <input checked="" type="checkbox"/>	No <input type="checkbox"/>	

(Ice Type: WET ICE)

Sample/Temp Blank temperature		Temp: 0.2°C	NA <input type="checkbox"/>
ZHS conditional analyses: VOA meets zero headspace requirement (VOCs, TPHg/BTEX, RSK)?	Yes <input checked="" type="checkbox"/>	No <input type="checkbox"/>	NA <input type="checkbox"/>
Sample labels checked for correct preservation?	Yes <input checked="" type="checkbox"/>	No <input type="checkbox"/>	
pH acceptable upon receipt (Metal: <2)?	Yes <input type="checkbox"/>	No <input type="checkbox"/>	NA <input checked="" type="checkbox"/>

UCMR Samples:

pH tested and acceptable upon receipt (200.7: ≤2; 533: 6 - 8; 537.1: 6 - 8)?	Yes <input type="checkbox"/>	No <input type="checkbox"/>	NA <input checked="" type="checkbox"/>
Free Chlorine tested and acceptable upon receipt (<0.1mg/L) [not applicable to 200.7]?	Yes <input type="checkbox"/>	No <input type="checkbox"/>	NA <input checked="" type="checkbox"/>

Comments:

Laboratory Job Number 549733

Subcontracted Products

Enthalpy - El Dorado Hills



January 20, 2026

**Enthalpy Analytical - El Dorado Hills
Work Order No. 2512239**

Mr. David Tripp
Enthalpy Analytical
931 W. Barkley Avenue
Orange, CA 92868

Dear Mr. Tripp,

Enclosed are the results for the sample set received at Enthalpy Analytical - EDH on December 30, 2025 under your Project Name 'EO-549733'.

Enthalpy Analytical - EDH is committed to serving you effectively. If you require additional information, please contact me at 916-673-1520 or by email at mark.rein@enthalpy.com.

Thank you for choosing Enthalpy Analytical - EDH as part of your analytical support team.

Sincerely,

A handwritten signature in black ink, appearing to read 'Mark Rein', is displayed within a light grey rectangular box.

Mark Rein
Project Manager

Enthalpy Analytical -EDH certifies that the report herein meets all the requirements set forth by NELAP for those applicable test methods. Results relate only to the samples as received by the laboratory. This report should not be reproduced except in full without the written approval of Enthalpy Analytical -EDH.

Enthalpy Analytical - EDH Work Order No. 2512239

Case Narrative

Sample Condition on Receipt:

One water sample was received and stored securely in accordance with Enthalpy Analytical - EDH standard operating procedures and EPA methodology. The sample was received in good condition and within the method temperature requirements.

Analytical Notes:

EPA Method 8290A

The sample was extracted and analyzed for 2,3,7,8 TCDD by EPA Method 8290A using a ZB-DIOXIN GC column.

Holding Times

The method holding time criteria was met for this sample.

Quality Control

The Initial Calibration and Continuing Calibration Verifications met the method acceptance criteria.

A Method Blank and Ongoing Precision and Recovery (OPR) sample were extracted and analyzed with the preparation batch. No analytes were detected above the sample quantitation limits in the Method Blank. The OPR recoveries were within the method acceptance criteria.

Labeled standard recoveries for all QC and field samples were within method acceptance criteria.

TABLE OF CONTENTS

Case Narrative.....	1
Table of Contents.....	3
Sample Inventory.....	4
Analytical Results.....	5
Qualifiers.....	9
Certifications.....	10
Sample Receipt.....	11

Sample Inventory Report

Sample ID	Client Sample ID	Sampled	Received	Components/Containers
2512239-01	SOUTH	24-Dec-25 09:10	30-Dec-25 09:20	Amber Glass NM Bottle, 1L

ANALYTICAL RESULTS

Sample ID: Method Blank
EPA Method 8290A

Client Data		Laboratory Data					
Name:	Enthalpy Analytical	Lab Sample:	B26A139-BLK1	Date Extracted:	16-Jan-26		
Project:	EO-549733	QC Batch:	B26A139	Sample Size:	0.500 L	Column:	ZB-DIOXIN
Matrix:	Aqueous						

Analyte	Conc. (pg/L)	MDL	RL	Qualifiers	Analyzed	Dilution
2,3,7,8-TCDD	ND	3.56	10.0		17-Jan-26 18:55	1
Labeled Standards	Type	% Recovery	Limits	Qualifiers	Analyzed	Dilution
13C-2,3,7,8-TCDD	IS	82.8	40 - 135		17-Jan-26 18:55	1
37Cl-2,3,7,8-TCDD	CRS	89.2	40 - 135		17-Jan-26 18:55	1

MDL - Method Detection Limit

RL - Reporting limit

Results reported to MDL.

Sample ID: OPR
EPA Method 8290A

Client Data		Laboratory Data			
Name:	Enthalpy Analytical	Lab Sample:	B26A139-BS1		
Project:	EO-549733	QC Batch:	B26A139	Date Extracted:	16-Jan-26 03:19
Matrix:	Aqueous	Sample Size:	0.500 L	Column:	ZB-DIOXIN

Analyte	Amt Found (pg/L)	Spike Amt	% Recovery	Limits	Qualifiers	Analyzed	Dilution
2,3,7,8-TCDD	355	400	88.9	70 - 130		17-Jan-26 15:57	1
Labeled Standards	Type		% Recovery	Limits	Qualifiers	Analyzed	Dilution
13C-2,3,7,8-TCDD	IS		75.4	40 - 135		17-Jan-26 15:57	1
37Cl-2,3,7,8-TCDD	CRS		79.1	40 - 135		17-Jan-26 15:57	1

Sample ID: SOUTH
EPA Method 8290A

Client Data		Laboratory Data				
Name:	Enthalpy Analytical	Lab Sample:	2512239-01	Date Received:	30-Dec-25 09:20	
Project:	EO-549733	QC Batch:	B26A139	Date Extracted:	16-Jan-26	
Matrix:	Water	Sample Size:	0.500 L	Column:	ZB-DIOXIN	
Date Collected:	24-Dec-25 09:10					

Analyte	Conc. (pg/L)	MDL	RL	Qualifiers	Analyzed	Dilution
2,3,7,8-TCDD	ND	3.56	9.99		18-Jan-26 09:57	1

Labeled Standards	Type	% Recovery	Limits	Qualifiers	Analyzed	Dilution
13C-2,3,7,8-TCDD	IS	73.8	40 - 135		18-Jan-26 09:57	1
37Cl-2,3,7,8-TCDD	CRS	91.9	40 - 135		18-Jan-26 09:57	1

MDL - Method Detection Limit

RL - Reporting limit

Results reported to MDL.

DATA QUALIFIERS & ABBREVIATIONS

B	Compound was also detected in the method blank
Conc.	Concentration
CRS	Cleanup Recovery Standard
D	Dilution
DL	Detection Limit
E	Concentration exceeded the calibration range
EDL	Estimated Detection Limit
EMPC	Estimated Maximum Possible Concentration
H	Recovery and/or RPD was outside laboratory acceptance limits
I	Chemical Interference
IS	Internal Standard
J	Estimated Concentration below the Reporting Limit/LOQ
LOD	Limit of Detection
LOQ	Limit of Quantitation
MDL	Method Detection Limit
NA	Not Applicable
ND	Not Detected
OPR	Ongoing Precision and Recovery sample
P	Concentration may include contribution from chlorinated diphenyl ether(s).
Q	Ion transition ratio is outside of the acceptance criteria.
RL	Reporting Limit (MRL)
TEQ	Toxic Equivalency, sum of the toxic equivalency factors (TEF) multiplied by the sample concentrations.
TEQMax	TEQ calculated using the detection limit as the concentration for non-detects
TEQMin	TEQ calculated using zero as the concentration for non-detects
TEQRisk	TEQ calculated using ½ the detection limit as the concentration for non-detects
U	Not Detected (specific projects only)
*	See Cover Letter

Unless otherwise noted, solid sample results are reported in dry weight. Tissue samples are reported in wet weight.

Enthalpy Analytical - EDH Certifications

Accrediting Authority	Certificate Number
Alaska Department of Environmental Conservation	17-013
Arkansas Department of Environmental Quality	21-023-0
California Department of Health – ELAP	2892
DoD ELAP - A2LA Accredited - ISO/IEC 17025	3091.01
Florida Department of Health	E87777
Hawaii Department of Health	N/A
Louisiana Department of Environmental Quality	01977
Maine Department of Health	2020018
Michigan Department of Environmental Quality	9932
Minnesota Department of Health	2211390
Nevada Division of Environmental Protection	CA00413
New Hampshire Environmental Accreditation Program	207721
New Jersey Department of Environmental Protection	CA003
New York Department of Health	11411
Ohio Environmental Protection Agency	87778
Oregon Laboratory Accreditation Program	4042-021
Texas Commission on Environmental Quality	T104704189-22-13
Vermont Department of Health	VT-4042
Virginia Department of General Services	11276
Washington Department of Ecology	C584
Wisconsin Department of Natural Resources	998036160

Current certificates and lists of licensed parameters can be found at Enthalpy.com/Resources/Accreditations.



931 West Barkley Ave
 Orange, CA 92868
 (714) 771-6900

Subcontract Laboratory:

Enthalpy - El Dorado Hills
 1104 Windfield Way
 El Dorado Hills, CA 95762
 ATTN: Mark Rein
 PO #: Required, to be sent via email

Enthalpy Order: EO-549733

PM: David Tripp
 Email: david.tripp@enthalpy.com
 CC: incomingreports@enthalpy.com
 Phone: 657-581-4710

Results Due: Standard TAT
 Report Level: II
 Report To: MDL
 EDDs: BLDR:Enthalpy (the normal EDD you send to Orange)

2512239

1.2 °C

Notes:

Chiquita Canyon Stormwater

Sample ID	Collected	Lab ID	# Cont.	Matrix	Analysis Requested	Comment
OUTLET	24-DEC-2025 09:10	549733-001	1	Water	EPA 8290 - 2,3,7,8-TCDD Only	

Notes:	Relinquished By:	Received By:
		<i>[Signature]</i>
	Date: 12-29-25 14:49	Date: 12/29/25 09:20
	Date:	Date:
	Date:	Date:

CoC/Label Reconciliation Report WO# 2512239

LabNumber	CoC Sample ID	SampleAlias	Sample Date/Time	Container	BaseMatrix	Sample Comments
2512239-01	A OUTLET	549733-001	24-Dec-25 09:10	Amber Glass NM Bottle, 1L	Aqueous	

Checkmarks indicate that information on the COC reconciled with the sample label.
Any discrepancies are noted in the following columns.

CONDITION	Yes	No	NA
Sample Container Intact?	✓		
Sample Container(s) Custody Seals Intact?			✓
Custody Seals On Cooler Intact?			✓
Adequate Sample Volume?	✓		
Container Type Appropriate for Analysis(es)?	✓		

Comments:

A) no backing volume

Preservation Documented: Na2S2O3 Trizma NH4CH3CO2 None Other

Verified by/Date: *KYA 12/30/25*
XAG 12/30/25