CHIQUITA CANYON
*A Waste Connections Company*

July 31, 2026

California Regional Water Quality Control Board
Los Angeles Region
320 W. 4th Street, Suite 200
Los Angeles, CA 90013
ATTN: Information Technology Unit

CHIQUITA CANYON LANDFILL, COMPLIANCE FILE NO. CI-6231
SEMIANNUAL MONITORING REPORT, FIRST AND SECOND QUARTER 2026

Per the Waste Discharge Requirements No. R4-2018-0172 (WDR) and Monitoring and Reporting Program No. CI-6231 (MRP), attached is the Chiquita Canyon Landfill Semiannual Monitoring Report for the First and Second Quarters of 2026 for your review. The results of the groundwater monitoring and sampling event conducted in January and April 2026 and other site monitoring activities conducted during 2026 at the Chiquita Canyon Landfill are included in this report.

Per MRP Condition B.I.a, Chiquita Canyon Landfill notes that no violations have occurred since submittal of the last semiannual monitoring report, with the exception of the information presented in the Summary of Non-Compliance detailed in Section 1.1 of this report.

> I certify under the penalty of law that this document and all attachments were prepared under my direction or supervision in accordance with a system designed to assure that qualified personnel properly gather and evaluate the information submitted. Based on my inquiry of the person or persons who manage the system or those persons directly responsible for gathering the information, the information submitted is, to the best of my knowledge and belief, true, accurate, and complete. I am aware that there are significant penalties for submitting false information, including the possibility of fine and imprisonment for known violations.

Please contact me at (661) 812-5846 if you have any questions or need further information.



KEVIN GREEN – DISTRICT MANAGER
CHIQUITA CANYON LANDFILL

Enclosures

# SEMIANNUAL GROUNDWATER MONITORING REPORT

**FIRST AND SECOND QUARTER 2026**
**(January 1 through June 30, 2026)**

**CHIQUITA CANYON LANDFILL**

**COMPLIANCE FILE NO. CI-6231**

**CASTAIC, CALIFORNIA**

**FOR**

**CHIQUITA CANYON LANDFILL**

**PREPARED BY**

•CHANG ENVIRONMENTAL•

**JULY 31, 2026**

**SEMIANNUAL GROUNDWATER MONITORING REPORT**
**FIRST AND SECOND QUARTERS 2026**

**CHIQUITA CANYON LANDFILL**

This report was prepared consistent with current and generally accepted environmental consulting principles and practices that are within the limits described herein.




Chang Environmental

Paul D. Chang, C. Hg.
Environmental Geologist

## TABLE OF CONTENTS

**CERTIFICATION**

**1.0 INTRODUCTION …….. 1**
- 1.1 Summary of Non-Compliance and Corrective Actions ……. 1
- 1.2 Site Conditions …….. 2
- 1.3 Groundwater Flow Direction and Velocity …… 2

**2.0 MONITORING ACTIVITIES ……..…….. 4**
- 2.1 Groundwater Monitoring Network ……. 4
- 2.2 Description of Monitoring Activities …….. 4
- 2.3 Field Procedure for Monitoring Activities …….. 5

**3.0 LABORATORY RESULTS ……... 7**
- 3.1 Summary of Results …… 7
- 3.2 DMP/EMP Groundwater Quality Analysis …… 7
- 3.3 CAP Groundwater Quality Analysis …….. 8
- 3.4 Demonstration of CAP Effectiveness ……. 8
- 3.5 Leachate Retest Results …… ……. 8

**4.0 OTHER SITE MONITORING PROGRAMS ……. 10**

**5.0 STANDARD OBSERVATIONS ……..……. 11**

**6.0 WASTE DISPOSAL REPORTING ……..……. 12**

**7.0 MANAGEMENT OF LIQUIDS AND SPECIAL WASTE ……. 13**

**8.0 LIMITATIONS ……... 14**

**9.0 REFERENCES ……..……. 15**

**10.0 TABLES**
- TABLE 1 DETECTED VOCS
- TABLE 2 SUMMARY OF STATISTICAL ANALYSIS

**11.0 FIGURES**
- FIGURE 1 - GROUNDWATER ELEVATION CONTOUR MAP – 1ST QUARTER 2026
- FIGURE 2 - GROUNDWATER ELEVATION CONTOUR MAP – 2ND QUARTER 2026

**12.0 APPENDICES**
- APPENDIX A – SAMPLING PROCEDURES AND FIELD DATA SHEETS
- APPENDIX B – GROUNDWATER ELEVATIONS
- APPENDIX C – PREDICTION LIMIT PLOTS
- APPENDIX D – LABORATORY ANALYTICAL REPORTS
- APPENDIX E – EMP/CAP TIME-SERIES PLOTS
- APPENDIX F – LANDFILL GAS MONITORING REPORTS
- APPENDIX G – STORMWATER SAMPLE RESULTS
- APPENDIX H – STANDARD OBSERVATIONS
- APPENDIX I – WASTE DISPOSAL REPORT
- APPENDIX J – SPECIAL WASTE REPORT

# 1.0 INTRODUCTION

On behalf of Chiquita Canyon, LLC (CCL), Chang Environmental has prepared this Semiannual Groundwater Monitoring Report for the Chiquita Canyon Landfill. This report includes the First and Second Quarters 2026 Detection Monitoring Program (DMP), Evaluation Monitoring Program (EMP), and Corrective Action Program (CAP) Groundwater Monitoring Report for the reporting period of January through June 2026. The primary purpose of this report is to provide groundwater quality data collected pursuant to Waste Discharge Requirements (WDRs) Order No. R4-2018-0172, issued by the California Regional Water Quality Control Board – Los Angeles Region (RWQCB). This report also includes the Waste Acceptance Report for the Fourth Quarter of 2026 and First Quarter of 2026, as described in CCL's Waste Acceptance Plan (EnviroSolve Corporation, 2011), which was submitted to meet the requirements of RWQCB Order No. R4-2011-0052.

## 1.1 Summary of Non-Compliance and Corrective Actions

Pursuant to Section B.1.b of the Monitoring and Reporting Program (No, CI-6231), CCL is required to provide details of the compliance record and corrective actions taken or planned during the reporting period. CCL received the following orders during the reporting period:

- Investigative Order No. R4-2024-0010-A01 (as amended on February 11, 2026). The Order was withdrawn except for enforcement purposes on June 12, 2026.
- Investigative Order No. R4-2026-0156 (issued June 12, 2026).

CCL did not receive any notices of violation from the RWQCB during the January 1 through June 30, 2026 reporting period. However, the following corrective actions were taken during the current reporting period in response to prior orders or notices of violation:

- Pursuant to Investigative Order No. R4-2024-0010-A01 (as amended on February 11, 2026) and Investigative Order No. R4-2026-0156 (issued June 12, 2026), respectively, CCL has continued to submit Quarterly Groundwater EMP Reports and Quarterly Liner and LCRS Integrity Reports. In addition, CCL has been submitting 30-day reports to the RWQCB following storm events that have resulted in a discharge into or out of the east and south detention basins, and in accordance with the Investigative Order.
- Pursuant to Investigative Order No. R4-2024-0010-A01 (as amended on February 11, 2026), CCL submitted an updated Stormwater Pollution Prevention Plan on April 19, 2026.
- The RWQCB and USEPA approved controlled discharge from the south detention basin in order for CCL to comply with USEPA's Additional Work Letter for West Toe Improvements, dated March 17, 2026. The discharge was completed on April 22 and was sampled at the discharge point.

## 1.2 Site Conditions

The Chiquita Canyon Landfill is a Class III solid waste disposal facility owned and operated by CCL. The landfill is in the Santa Clara River basin, approximately three miles west of Castaic Junction in Los Angeles County, California. The landfill includes three disposal areas designated

as Primary Canyon, Canyon B, and Main Canyon. Effective January 1, 2025, the landfill closed active waste disposal operations and is no longer accepting waste.

The site is located at the eastern end of the Ventura Basin within the Transverse Ranges geomorphic province. Sedimentary rock units at and near the site are the Pliocene age Pico Formation and the Plio-Pleistocene age Saugus Formation. The marine sediments of the Pico Formation outcrop in the northwest portion of the site. The Saugus Formation overlies the Pico Formation at the site, and Saugus Formation units extend south and east to the Castaic-Newhall area. The Saugus Formation is composed of interbedded shallow-water marine, brackish water, and nonmarine units. Other geologic materials exposed nearby include terrace deposits of Pleistocene age and Holocene alluvium mantling the valley floor. Groundwater beneath the landfill occurs in the sedimentary bedrock (Pico and Saugus formations) and generally flows southward into the Santa Clara River Valley.

Climate at the site is that of semiarid climate typical of the Transverse Ranges. The entire site is well above the 100-year floodplain based on the Federal Emergency Management Agency Flood Insurance Rate Map (FEMA) for Los Angeles County, California. The 100-year, 24-hour rainfall amount was calculated to be 6.51 inches (Golder, 2017). The site lies in a canyon east of San Martinez Chiquito Canyon and south of Hasley Canyon, and is separated from both by relatively steep ridgelines. The ridgelines define the northern and western boundaries of the site, resulting in minimal contributory drainage areas to the landfill. Surface water runoff within the site's drainage basin is directed to the south and east. Most of the site drains south toward the Santa Clara River, which runs along the southern border of the site. The northeast portion of the site drains eastward into a large unnamed canyon, then southeast into Castaic Creek, approximately 3,000 feet from the site boundary.

### 1.3 Groundwater Flow Direction and Velocity

Determinations of groundwater flow direction and velocity are based on groundwater elevations measured each quarter. The groundwater elevations, interpreted groundwater elevation contours, and the groundwater flow directions are shown for each quarter in Figures 1 (First Quarter) and 2 (Second Quarter). At each well monitored, groundwater elevations were similar in both quarters, so the groundwater elevation contour maps show similar gradients and flow directions for the periods monitored. East Canyon area could not be accessed during the First Quarter because of the basin construction. Roads were graded and area was accessible for the Second Quarter monitoring event.

Within the Main Canyon area, groundwater flow in the Pico Formation is south, away from the steep topographic ridge to the north. Based on water elevation contours in Figures 1 and 2, a hydraulic gradient of 0.05 feet per feet (ft/ft) was estimated for groundwater in Pico Formation bedrock along the upgradient (north) perimeter of the Main Canyon.

Across the central and southern portion of the site, including all downgradient portions of the waste management units, the uppermost groundwater occurs in the Saugus Formation. Groundwater flow is generally south beneath the Primary Canyon and the Main Canyon, with the exception of flow variations in the vicinity of well DW-17, where higher groundwater elevations indicate a radial flow pattern away from this area. Groundwater beneath Canyon B appears to flow eastward

down the canyon. Water level in well PZ-4 is higher than prior to 2019, likely due to the groundwater recharge from the stormwater basin in the area.

Based on water elevations measured both quarters, a range of hydraulic gradients was calculated for the uppermost water-bearing zone in the Saugus Formation. Groundwater gradients are variable, with the steepest gradients in the vicinity of well DW-17, where the local hydraulic gradient is 0.08 ft/ft southwest towards well DW-16. Across the Primary Canyon and downgradient from the Main Canyon, the estimated hydraulic gradient is 0.03 to 0.07 ft/ft.

A range of hydraulic conductivity values has been measured in the Saugus Formation at the site (EMCON, 1990; RTF&A, 2005c). The best estimate of in-situ hydraulic conductivity is based on slug test results, and ranges from $1.1 \times 10^{-3}$ centimeters per second (cm/sec) to $1.1 \times 10^{-5}$ cm/sec. Laboratory results of Saugus Formation samples from the site showed porosity values range from 0.25 to 0.38 (EMCON, 1990). Assuming 75 percent of the pore spaces are interconnected and contributing to effective porosity, the estimated effective porosity is 0.19 to 0.28. Using the range of aquifer properties described above and a hydraulic gradient of approximately 0.05 ft/ft for the POC at the Primary Canyon and the Main Canyon, the calculated linear flow velocity for the Saugus Formation varies from approximately 2.0 to 299 feet per year.

## 2.1 Groundwater Monitoring Well Network

The groundwater monitoring network consists of 18 monitoring wells (DW-1, DW-3, DW 7, DW-8, DW-9, DW-12, DW-14, DW-15, DW-16, DW-17, DW-18, DW-21, DW-28, DW-29, DW-30, DW-31, FP-01, and PZ-4). Additional points DW 23, DW-24, DW-26, PZ 3, PZ-5, PZ-6, PZ-7, GP-15, GP-16, GP-17, GP 21, GP-22, GP-24, GP-25, and GP-26 are sounded for water levels only. Monitoring points DW-8, DW-25, DW-27, DW-28, PZ-5, PZ-6, GP-25, and GP-26 are completed within the Pico Formation, and the remaining wells and piezometers are monitoring the Saugus Formation.

In accordance with the Investigative Order No. R4-2024-0010, Chiquita placed five existing groundwater monitoring wells (DW-9, DW-15, DW-16, DW-17, and DW-29) and three new monitoring wells (DW-30, DW-31, and FP-01) installed downgradient of the reaction area into an evaluation monitoring program (EMP). Two onsite monitoring wells (DW-30 and DW-31) were installed in September 2024 by Geo-Logic Associates (GLA) pursuant to Investigative Order Item 1(b). One offsite monitoring well (FP-01) was installed in April 2025 by GLA. A well installation report for DW-30, DW- 31, and FP-01 was prepared by GLA and submitted in May 2025. No surface monitoring network is present at the site.

## 2.2 Description of Monitoring Activities

Sampling and analytical requirements include quarterly and semiannual groundwater monitoring for monitoring parameters specified in the Monitoring and Reporting Program (MRP). Additional monitoring for constituents of concern (COCs) is annually, at five-year intervals, for background sampling for new constituents when new wells are installed, or when "triggered" by the release discovery response process. The latest five-year COC scan was conducted in April 2016 (R. T. Frankian & Associates (RTF&A), 2016b). The COC sampling is currently conducted annually in accordance with the MRP. CCL has complied with Section C (Required Water Quality Monitoring and Inspection Program) of this MRP.

A CAP is in progress at wells DW-1 near Primary Canyon, and DW-3 at Canyon B. Previous CAP well DW-20 was destroyed and replaced with detection well DW-29. Volatile organic compounds (VOCs) have been historically reported in groundwater samples from these wells. Implemented corrective action measures at these disposal areas include landfill gas (LFG) collection and control system improvements aimed at reducing subsurface gas migration to groundwater.

Quarterly monitoring and semiannual reporting are required by the MRP, which contains the requirements for groundwater sampling and analysis, and evaluation of analytical results. The WDR Order No. R4-2018-0173 adopted on December 13, 2018 included the revised MRP No. CI-6231 which changed the reporting periods as follows:

| Period | Sampling Month | Reporting |
|---|---|---|
| **Semiannual** | | |
| First | January & April | July 31 |
| Second | July & October | January 31 |
| **Annual Summary** | | |
| January 1 – December 31 | | January 31 |

Eight groundwater monitoring wells (DW-9, DW-15, DW-16, DW-17, DW-29, DW-30, DW-31, and FP-01) are sampled in accordance with Investigative Order R4-2024-0010 (as amended on February 11, 2026) for the current reporting period, and future sampling will be conducted in accordance with the new Investigative Order No. R4-2026-0156. Quarterly monitoring began in April 2024, and the most recent quarterly report was submitted on July 15, 2026.

## 2.3 Field Procedures for Monitoring Activities

The quarterly groundwater monitoring consisted of the following:

- measuring groundwater levels in all wells;
- collecting quarterly groundwater samples from the EMP/CAP wells DW-1, DW-3, and DW-16
- collecting quarterly groundwater samples from the EMP wells DW-9, DW-15, DW-16, DW-17, DW-29, and new wells DW-30, DW-31, and FP-01 in response to the reaction area
- collecting semiannual groundwater samples from the background monitoring wells DW-8, DW-14, DW-17, and DW-28
- collecting semiannual groundwater samples from the DMP wells DW-7, DW-12, DW-15, DW-18, DW-21, DW-29, and PZ-4; and,
- analyzing these groundwater samples for the site monitoring parameters.

Static water levels in all monitoring network wells were measured using an electric water level sounder prior to purging and sampling. Quarterly water level measurements were collected in January and April. The measurements were recorded on well gauging forms (Appendix A), and the historical calculated elevations are tabulated in Appendix B.

The first quarter groundwater samples for this reporting period were collected in January 2026, and the second quarter samples were collected in April 2026. The low-flow groundwater sampling field data sheets are provided in Appendix A. Field parameters that were monitored and recorded during low-flow purging consist of specific conductance, pH, temperature, dissolved oxygen (DO), and oxygen reduction potential (ORP).

Water samples were kept on ice in coolers and transported to Enthalpy Analytics, a State-certified laboratory, for analysis. The groundwater samples were analyzed for the selected parameters specified in the MRP. As required by MRP No. 6231, analytical results reported as "less than…" (or "nondetect") are reported as less than a numeric value. Both Practical Quantitation Limits (PQLs) and Method Detection Limits (MDLs) are reported for each analyte tested.

Annual leachate sample was collected in September 2025, results of which were reported in the 2025 Annual Summary Report. Retest sampling for select analytes was conducted in March 2026, results of which are discussed below.

## 3.1 Summary of Results.

The intent of the groundwater monitoring program is to assess groundwater quality and determine whether it is being affected by the landfill. This quarterly assessment of monitoring parameters is made through both nonstatistical and statistical analyses, as described in the WDRs.

The concentration limit analysis for the nonstatistical organic (VOC/SVOC) is a comparison of each detected organic compound with its respective MDL and PQL. Detected organic compounds in samples for this monitoring period are tabulated in Table 1.

The concentration limit analysis of the indicator monitoring parameters for the DMP is the statistical intrawell prediction limit method. This intrawell approach involves using the historical water chemistry for each well as the background data for that well, rather than comparing current water chemistry to data from a different, hydraulically upgradient well. The intrawell background data pool for each well/monitoring parameter was updated prior to the April 2025 monitoring period. The next intrawell background update will be prior to April 2027 monitoring period. The statistical results are summarized in Table 2 and prediction limit plots for each well/indicator monitoring parameter pair are included in Appendix C. The laboratory analytical reports for this reporting period are included in Appendix D. The electronic laboratory analytical results were uploaded to the State GeoTracker website in the required electronic deliverable format (EDF).

## 3.2 DMP/EMP Groundwater Quality Analysis

The detected organic compound results are summarized in Table 1. Most organic compounds were not detected from the DMP monitoring wells during the current reporting period. VOCs detected include:

- a trace concentration detection of Freon 12 in the April sample from well PZ-4.
- a trace concentration detection of 1,4-dichlorobenzene in the April sample from well DW-15.
- a trace concentration detection of tetrachloroethene in the January and April samples from well DW-30.

In addition, relatively low concentrations of semi-volatile organic compound (SVOC) 1,4-dioxane were detected in the monthly samples from wells DW-31 and FP-01. Because only a trace concentration of a single VOC – below the PQL – was detected in these wells, CCL concluded that these results does not indicate a measurably significant change in the nature or extent of the release (MRP Section (C)(2)(i)(i)(B)).

In general, the analytical results for indicator monitoring parameters and supplemental monitoring parameters are within historical ranges at the site. The statistical analytical results for each monitoring parameter/well pair are presented in Appendix C, and the statistical summary is provided on Table 2. For the monitoring parameters evaluated statistically, alkalinity in well DW-3, ammonia-N and chemical oxygen demand (COD) in well DW-17, and nitrate in wells DW-3 and DW-31 exceeded their respective statistical prediction limit. Of these, alkalinity in well DW-3 and nitrate in well DW-3 are being monitored in Tracking Mode, and therefore, no further action is required. Retest sampling was conducted in July for ammonia-N and COD at well DW-17. For nitrate exceedance at well DW-31 for the April sampling event, subsequent nitrate results

for samples from May and June were below the statistical limit. Using the May and June sample data as "retest" samples, CCL concludes that the nitrate exceedance at well DW-31 is not an indication of a release and will not be monitored in tracking mode.

The landfill release identified at well DW-16 was initially indicated by the presence of trace concentrations of VOCs (TCE and PCE). Trace to low concentrations of various VOCs were present in the January and April 2026 DW-16 samples (Table 1). The proposed EMP evaluation method is to plot VOC concentrations versus time (time-series plots) and evaluate trends (Appendix E). The recent VOC concentrations in samples from DW-16 have remained relatively consistent at low levels of 1.3 μg/L or less. For the monitoring parameters evaluated statistically, there was no exceedance of the statistical prediction limit.

The Investigative Order R4-2024-0010 placed five existing groundwater monitoring wells (DW-9, 15, 16, 17, and 29) and three new monitoring wells (DW-30, DW-31, and FP-01) installed downgradient of the reaction area into the EMP. Quarterly reporting began in April 2024. Quarterly reports for the current monitoring period were submitted on April 15, 2026 and July 15, 2026.

### 3.3 CAP Groundwater Quality Analysis

As specified in the CAP, the COCs at wells DW-1 and DW-3 are those VOCs identified using USEPA Method 8260, and their concentration limits are the respective MDLs. At well DW-1, the lab reported a trace detection of PCE in the January and April 2026 samples. At well DW-3, trace to low detections of 1,1-Dichloroethane, Freon 12, PCE, and TCE were reported. These results are similar to previous sampling results from these CAP wells.

### 3.4 Demonstration of CAP Effectiveness

Time-series plots of VOCs detected this reporting period illustrate trends in VOC concentrations through time at well DW-1 and DW-3 (Appendix E). Samples with analyte concentrations less than the MDL ("nondetected") were plotted at one-half the MDL. The VOC concentrations in the DW-1 and DW-3 samples are within historical ranges.

Corrective action measures are continuing to be implemented at the landfill. Corrective action measures at both the Primary Canyon and Canyon B disposal areas include LFG collection and control system improvements aimed at reducing gas migration to groundwater. The LFG collection system appears to be effective at reducing VOC concentrations in groundwater at wells DW-1 and DW-3, so no further changes to the CAP are recommended at this time.

### 3.5 Leachate Retest Results

The MRP requires sampling of leachate for Appendix II constituents annually in September of each year. If any Appendix II constituent is detected in the leachate sample that is not yet on the site COC list, a retest sample is required in March of the following year. If the retest result confirms the initial detection, the Appendix II constituent is added to the site COC list.

The leachate sample collected in September 2025 detected three VOC compounds, 4-methyl-2-pentanone, 2-butanone, and acetone, plus one semi-VOC compounds phenanthrene above the PQL that are not already on the site COC list. A retest sample was collected in March 2026 to verify these detections, the results of which are included in Appendix D. Acetone and 2-butanone were

detected above the PQL in the retest sample, and therefore, will be added to the site COC list and monitored during the COC sampling events.

## 4.0 OTHER SITE MONITORING PROGRAMS

During the reporting period, approximately 9,183,804 gallons of water were used for irrigation, site operation construction, and dust control on the roadways as well as other areas of the Landfill with a high potential for fugitive dust. Sampling and analysis of the water used on site for dust control and other purposes is required by the MRP if the water is not considered potable. Quarterly site water samples (JS-1) were collected in January and April 2026, results of which are included in Appendix D.

Quarterly landfill gas monitoring reports are required by the WDRs in order to comply with the vadose-zone monitoring requirements. Landfill gas monitoring reports completed during the current reporting period are included as Appendix F.

Qualifying storm event (QSE) discharge and other required samples were collected from the inlets and outlets of the site's two stormwater sedimentation basins between July 1, 2025 to June 30, 2026. Laboratory reports for these sampling events are included in Appendix G.

The WDR Order No. R4-2011-0052 specified benchmark values were exceeded by the QSE discharge samples for chemical oxygen demand and total iron (Table G-1). These results were previously determined to be not related to stormwater coming in contact with contaminated soil or related waste (RTF&A, 2017). Based on these results, there was no requirement for corrective measures. Stormwater monitoring reports consistent with the site's Industrial General Permit requirements are reported electronically in SMARTS.

## 5.0 STANDARD OBSERVATIONS

The WDR Order No. R4-2018-0173 requires semiannual reporting of standard observations in accordance with the NPDES Stormwater Permit requirements. The standard observation forms for the current reporting period are included as Appendix H.

## 6.0 WASTE DISPOSAL REPORTING

The site Waste Disposal Report including monthly waste disposal quantities, remaining capacity estimate, and report of all unacceptable wastes are included as Appendix I. All accepted wastes were deposited in compliance with the RWQCB requirements and no wastes were deposited outside of the boundaries of the waste management area. The landfill is closed effective January 1, 2025, and is no longer accepting waste.

## 7.0 MANAGEMENT OF LIQUIDS AND SPECIAL WASTE

Semiannual reporting of the managements of leachate and condensate are required and is included as part of the Waste Disposal Report (Appendix I).

As required by RWQCB Order No. R4-2011-0052, CCL submitted a Waste Acceptance Plan (Plan) to the RWQCB for review (EnviroSolve Corporation, 2011). The Waste Acceptance Report under the Plan is attached in Appendix J.

## 8.0 LIMITATIONS

The services described in this report were performed consistent with generally accepted professional consulting principles and practices. No other warranty, expressed or implied, is made. These services were performed consistent with our agreement with our client. This report is solely for the use and information of our client unless otherwise noted. Any reliance on this report by a third party is at such party's sole risk.

Opinions and recommendations contained in this report apply to conditions existing when services were performed and are intended only for the client, purposes, locations, time frames, and project parameters indicated. We are not responsible for the impacts of any changes in environmental standards, practices, or regulations subsequent to performance of services. We do not warrant the accuracy of information supplied by others, nor the use of segregated portions of this report.

## 9.0 REFERENCES


EMCON, 1990, "Geologic/Hydrogeologic Report, Chiquita Canyon Landfill Expansion, Los Angeles County, California," for Laidlaw Waste Systems, dated May 1990.

EMCON, 1997, "Joint Technical Document, Chiquita Canyon Landfill, Los Angeles County, California," for Laidlaw Waste Systems, dated September 1997.

EnviroSolve Corporation, 2011, "Waste Acceptance Plan, Chiquita Canyon Landfill, Los Angeles County, California," for Chiquita Canyon Landfill, dated April 29, 2011.

Frankian, R. T., & Associates, 2004, "Well DW-16 Retest Results," for Chiquita Canyon Landfill, dated December 14, 2004, Job No. 2004-001-90.

Frankian, R. T., & Associates, 2005a, "Amended Joint Technical Document (Appendix E-6) Proposed Evaluation Monitoring Program for Primary Canyon, Chiquita Canyon Landfill, File No. CI-6231, Valencia California," for California Regional Water Quality Control Board, Los Angeles Region, dated March 9, 2005, Job No. 2004-001-90.

Frankian, R. T., & Associates, 2005b, "Engineering Feasibility Study for Primary Canyon, Chiquita Canyon Landfill, Compliance File No. CI-6231, Los Angeles County California," for Chiquita Canyon Landfill, dated June 7, 2005, Job No. 2004-001-91.

Frankian, R. T., & Associates, 2005c, "Well Installation and Aquifer Testing Report," for Chiquita Canyon Landfill, dated August 26, 2005, Job No. 2002-036-91.

Frankian, R., T., & Associates, 2016a, "Evaluation Monitoring Program Assessment Report for Canyon D Landfill, Compliance File No. CI-6231," for Chiquita Canyon Landfill, dated October 14, 2016, Job No. 2002-036-005.

Frankian, R. T., & Associates, 2016b, "Annual Groundwater Monitoring Report, Chiquita Canyon Landfill, Compliance File No. CI-6231, Castaic, California" for Chiquita Canyon Landfill, dated February 28, 2017, Job No. 2004-001-090.

Frankian, R. T., & Associates, 2017, "Semi-annual Groundwater Monitoring Report, First and Second Quarters 2017, Chiquita Canyon Landfill, Compliance File No. CI-6231, Castaic, California" for Chiquita Canyon Landfill, dated June 28, 2017, Job No. 2004-001-090.

Geo_Logic Associates, 2025, "Groundwater Monitoring Well Installation Report, Chiquita Canyon Landfill, Castaic, California," for Chiquita Canyon Landfill, dated May 2025, Project No. RM22.1077.00.

Golder Associates, Inc., 2017, "Joint Technical Document, Chiquita Canyon Landfill, 29201 Henry Mayo Drive, Castaic, CA, 91384," for Chiquita Canyon Landfill, dated December, 2017, Project No. 093-97453.

Montrose Environmental, 2026, "Stormwater Pollution Prevention Plan and Monitoring Implementation Plan" for Chiquita Canyon Landfill, dated April 17, 2026.

# 10.0 TABLES

**TABLE 1**

**DETECTED ORGANIC COMPOUNDS**
**CHIQUITA CANYON LANDFILL**
**JANUARY - JUNE 2026**

| Well ID | Sample Date | Compound | Concentration (ug/L) |
|---|---|---|---|
| **DMP** | | | |
| PZ-4 | 4/28/26 | Freon 12 | 0.4 J |
| **EMP** | | | |
| DW-15 | 4/23/26 | 1,4-Dichlorobenzene | 0.3 J |
| DW-16 | 1/20/26 | 1,1-Dichloroethane | 1.3 |
| DW-16 | 1/20/26 | 1,4-Dichlorobenzene | 1.0 |
| DW-16 | 1/20/26 | Benzene | 0.3 J |
| DW-16 | 1/20/26 | cis-1,2-Dichloroethene | 2.0 |
| DW-16 | 1/20/26 | Freon 12 | 0.2 J |
| DW-16 | 1/20/26 | Methylene Chloride | 1.2 J |
| DW-16 | 1/20/26 | Tetrachloroethene | 0.3 J |
| DW-16 | 1/20/26 | Trichloroethene | 0.5 |
| DW-16 | 4/28/26 | 1,1-Dichloroethane | 1.0 |
| DW-16 | 4/28/26 | 1,4-Dichlorobenzene | 0.2 J |
| DW-16 | 4/28/26 | Benzene | 0.2 J |
| DW-16 | 4/28/26 | cis-1,2-Dichloroethene | 0.8 |
| DW-16 | 4/28/26 | Freon 12 | 0.1 J |
| DW-16 | 4/28/26 | Methylene Chloride | 0.3 J |
| DW-16 | 4/28/26 | Tetrachloroethene | 0.6 |
| DW-16 | 4/28/26 | Trichloroethene | 0.6 |
| DW-30 | 1/19/26 | Tetrachloroethene | 0.2 J |
| DW-30 | 4/23/26 | Tetrachloroethene | 0.4 J |
| DW-31 | 1/20/26 | 1,4-Dioxane | 4.1 |
| DW-31 | 2/18/26 | 1,4-Dioxane | 5.5 |
| DW-31 | 3/19/26 | 1,4-Dioxane | 2.1 |
| DW-31 | 4/22/26 | 1,4-Dioxane | 1.3 |
| DW-31 | 5/21/26 | 1,4-Dioxane | 1.6 |
| DW-31 | 6/18/26 | 1,4-Dioxane | 3.0 |
| FP-01 | 1/15/26 | 1,4-Dioxane | 4.7 |
| FP-01 | 2/18/26 | 1,4-Dioxane | 3.8 |
| FP-01 | 3/19/26 | 1,4-Dioxane | 4.7 |
| FP-01 | 4/21/26 | 1,4-Dioxane | 3.3 |
| FP-01 | 5/21/26 | 1,4-Dioxane | 3.4 |
| FP-01 | 6/18/26 | 1,4-Dioxane | 3.8 |
| **CAP** | | | |
| DW-1 | 1/20/26 | Tetrachloroethene | 0.2 J |
| DW-1 | 4/28/26 | Tetrachloroethene | 0.2 J |
| DW-3 | 1/20/26 | Freon 12 | 5.3 |
| DW-3 | 1/20/26 | Tetrachloroethene | 1.7 |
| DW-3 | 1/20/26 | Trichloroethene | 0.2 J |
| DW-3 | 4/28/26 | 1,1-Dichloroethane | 0.3 J |
| DW-3 | 4/28/26 | Freon 12 | 4.3 |
| DW-3 | 4/28/26 | Tetrachloroethene | 1.7 |
| DW-3 | 4/28/26 | Trichloroethene | 0.2 J |

**TABLE 1**

**DETECTED ORGANIC COMPOUNDS**
**CHIQUITA CANYON LANDFILL**
**JANUARY - JUNE 2026**

| Well ID | Sample Date | Compound | Concentration (ug/L) |
|---|---|---|---|
| **BLANKS** | | | |
| Field Blank | 1/15/26 | Methylene Chloride | 0.4 J |
| Field Blank | 1/19/26 | Methylene Chloride | 0.3 J |
| Field Blank | 1/20/26 | Methylene Chloride | 0.3 J |
| Field Blank | 2/18/26 | Methylene Chloride | 0.6 J |
| Field Blank | 3/19/26 | Methylene Chloride | 0.6 J |
| Field Blank | 4/20/26 | Methylene Chloride | 0.4 J |
| Field Blank | 4/21/26 | Methylene Chloride | 0.5 J |
| Field Blank | 4/22/26 | Methylene Chloride | 0.3 J |
| Field Blank | 4/23/26 | Methylene Chloride | 0.4 J |
| Field Blank | 4/28/26 | Methylene Chloride | 0.4 J |
| Field Blank | 5/21/26 | Methylene Chloride | 0.3 J |
| Field Blank | 6/18/26 | Methylene Chloride | 0.2 J |
| Trip Blank | 1/15/26 | Methylene Chloride | 0.4 J |
| Trip Blank | 1/15/26 | Tetrachloroethene | 0.2 J |
| Trip Blank | 1/19/26 | Methylene Chloride | 0.3 J |
| Trip Blank | 1/20/26 | Methylene Chloride | 0.4 J |
| Trip Blank | 2/18/26 | Methylene Chloride | 0.4 J |
| Trip Blank | 3/19/26 | Methylene Chloride | 0.5 J |
| Trip Blank | 4/20/26 | Methylene Chloride | 0.7 J |
| Trip Blank | 4/21/26 | Methylene Chloride | 0.7 J |
| Trip Blank | 4/22/26 | Methylene Chloride | 0.4 J |
| Trip Blank | 4/23/26 | Methylene Chloride | 0.7 J |
| Trip Blank | 4/28/26 | Methylene Chloride | 0.4 J |
| Trip Blank | 5/21/26 | Methylene Chloride | 0.6 J |

Notes: VOC/SVOC concentrations in micrograms per liter (ug/L): J = trace concentration

* = also detected in field/trip blank: B = also detected in method blank

**TABLE 2**

**SUMMARY OF STATISTICAL ANALYSIS**
**Chiquita Canyon Landfill, Valencia, California**

| Groundwater Monitoring Point | First Semiannual 2026 | | | | | | | | | |
|---|---|---|---|---|---|---|---|---|---|---|
| | Alkalinity as CaCO3 | Ammonia as N | Chemical Oxygen Demand (COD) | Chloride | Nitrate as N | Potassium, Total | Sodium, Total | Sulfate | Total Dissolved Solids (TDS) | Total Organic Carbon (TOC) |
| DW-1 | W | W | W | W | W | W | W | W | W | W |
| DW-3 | **E** | W | W | W | **E** | W | W | W | W | W |
| DW-7 | W | W | **E** | W | W | W | W | W | W | W |
| DW-8 | W | W | W | W | W | W | W | W | W | W |
| DW-12 | W | W | W | W | W | W | W | W | W | W |
| DW-14 | W | W | W | W | W | W | W | W | W | W |
| DW-15 | W | W | W | W | W | W | W | W | W | W |
| DW-16 | W | W | W | W | W | W | W | W | W | W |
| DW-17 | W | **E** | **E** | W | W | W | W | W | W | W |
| DW-18 | W | W | W | W | W | W | W | W | W | W |
| DW-21 | W | W | W | W | W | W | W | W | W | W |
| DW-28 | W | W | W | W | W | W | W | W | W | W |
| DW-29 | W | W | W | W | W | W | W | W | W | W |
| DW-30 | n/a | W | W | W | W | W | W | W | W | W |
| DW-31 | n/a | W | W | W | **E** | W | W | W | W | W |
| FP-01 | n/a | n/a | n/a | n/a | n/a | n/a | n/a | n/a | n/a | n/a |
| PZ-4 | W | W | W | W | W | W | W | W | W | W |

Statistical analysis performed using all values past 5 years as background and values for the current sampling period as compliance value.

Notes:
Shaded cells are well/parameter pairs monitored in tracking mode
Prediction Limit Results: W = Within limit, E = Exceeds limit.
n/a = Not analyzed due to insufficient number of data.

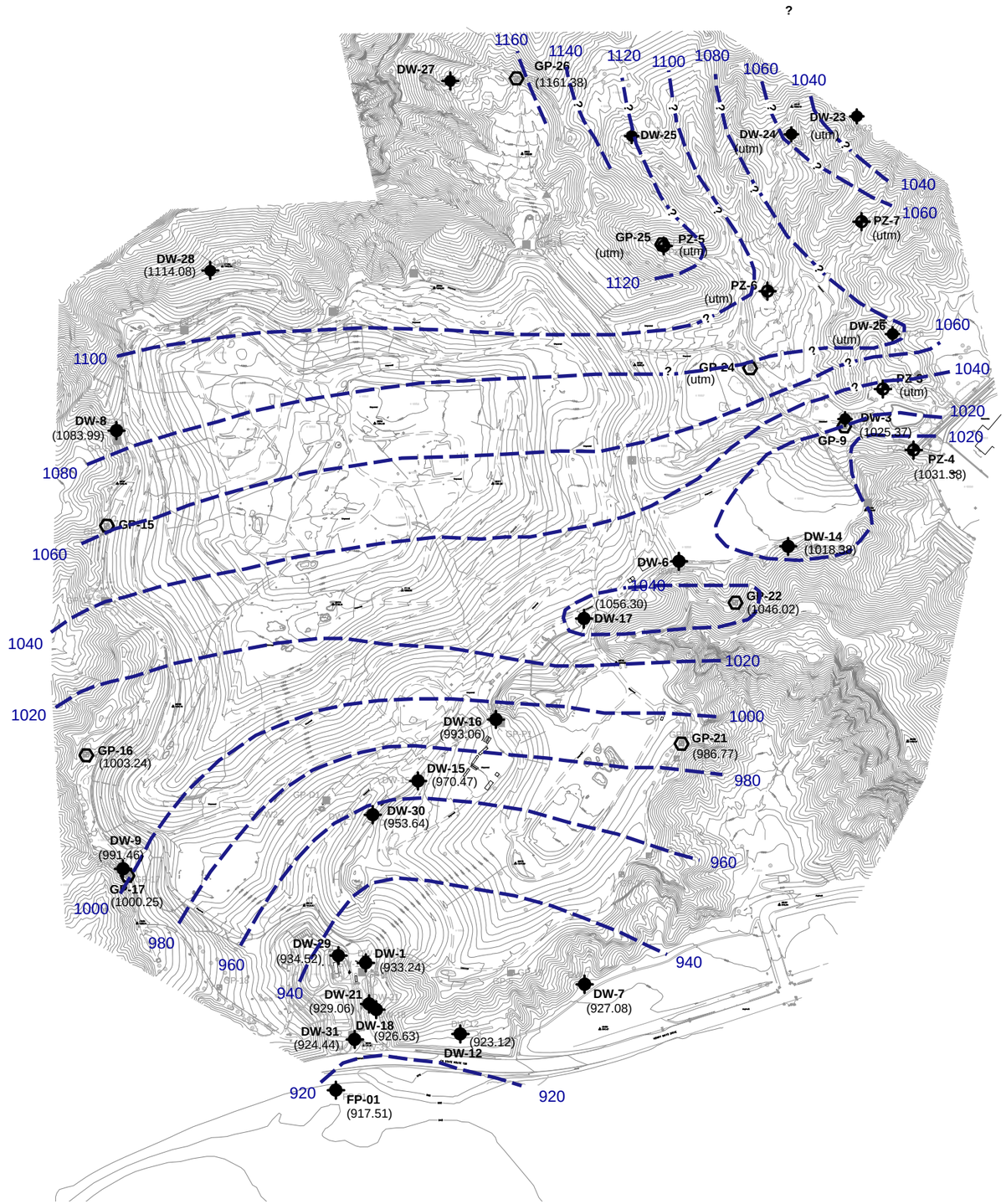


## EXPLANATION

GP-9 — VADOSE ZONE GAS PROBE

DW-3 — GROUNDWATER MONITORING WELL

PZ-3 — PIEZOMETER

(1044.79) GROUNDWATER ELEVATION (FT.-MSL) MEASURED JANUARY 15, 2026

(utm) = unable to measure

N

800’ 0’ 400’ 800’

SCALE: 1” = 800’

Topography updated January 2025

Chiquita Canyon Landfill
Castaic, California

FIGURE 1
GROUNDWATER ELEVATION CONTOUR MAP
1st Quarter 2026

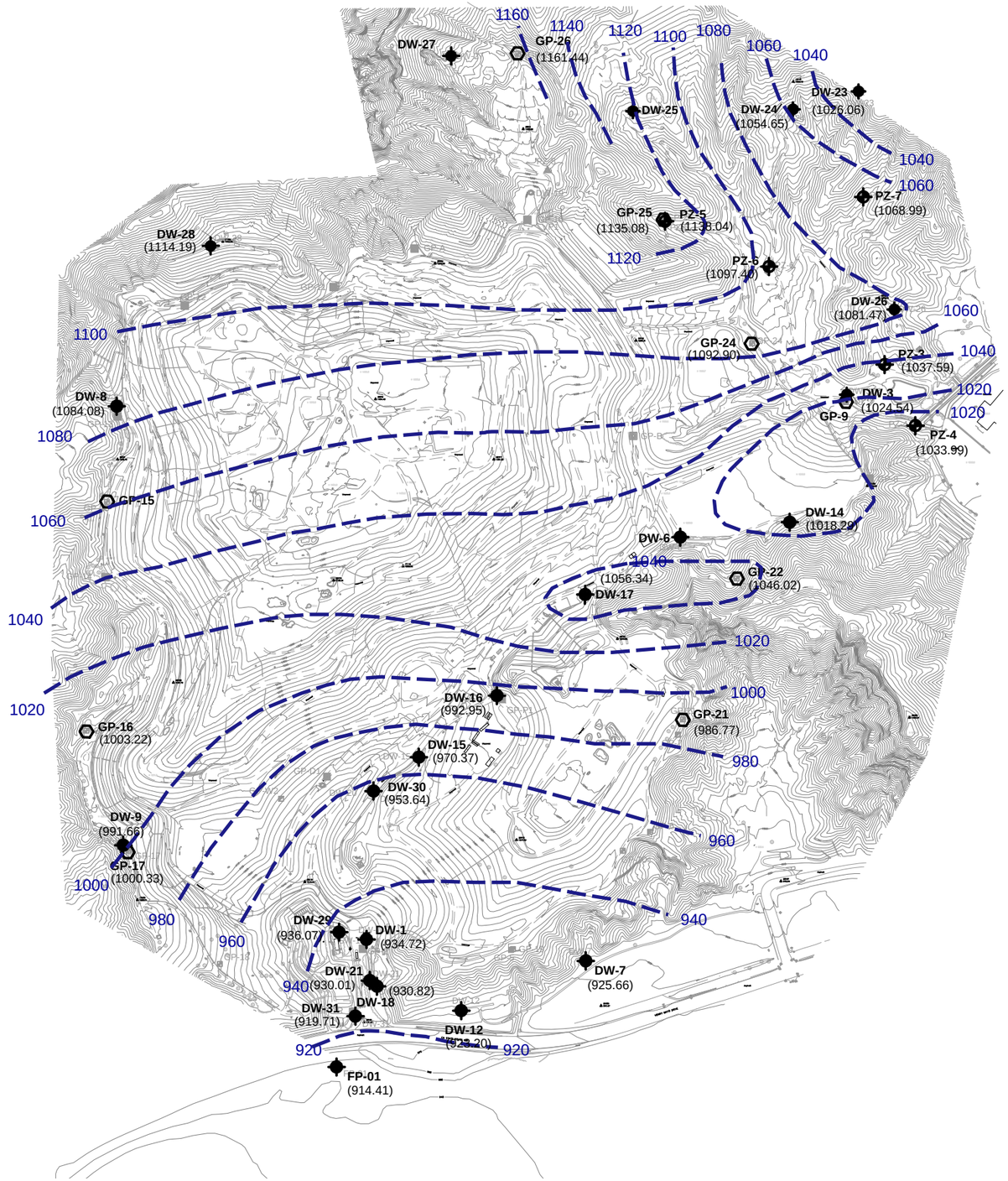


## EXPLANATION

**GP-9** VADOSE ZONE GAS PROBE

**DW-3** GROUNDWATER MONITORING WELL

**PZ-3** PIEZOMETER

(1044.79) GROUNDWATER ELEVATION (FT.-MSL)
MEASURED APRIL 21, 2026
(utm) = unable to measure

800’ 0’ 400’ 800’

SCALE: 1” = 800’

Topography updated January 2025

Chiquita Canyon Landfill
Castaic, California

FIGURE 2
GROUNDWATER ELEVATION CONTOUR MAP
2nd Quarter 2026

# 12.0 APPENDICES

# APPENDIX A

## SAMPLING AND FIELD DATA SHEETS

## (WELL GAUGING FORMS)

•CHANG ENVIRONMENTAL•

# WELL GAUGING FORM
## Chiquita Canyon Landfill

Project No. CCL-01 Field Personnel: P. Chang Date: 1/15/26

| Well Id | Date | Time of Reading | Depth to Water (ft) | Total Depth (ft) | Comments | Well Id | Date | Time of Reading | Depth to Water (ft) | Total Depth (ft) | Comments |
|---|---|---|---|---|---|---|---|---|---|---|---|
| DW-1 | 1/15/26 | 11:42 | 51.07 | | | DW-30 | 1/15/26 | 9:53 | 140.74 | | |
| DW-3 | 1/15/26 | 12:13 | 78.80 | | | DW-31 | 1/15/26 | 9:58 | 55.66 | | |
| DW-7 | 1/15/26 | 11:30 | 31.89 | | | FP-01 | 1/15/26 | 10:08 | 34.05 | | |
| DW-8 | 1/15/26 | 8:34 | 181.14 | | | PZ-3 | 1/15/26 | | utm | | not accessible: no road |
| DW-9 | 1/15/26 | 9:14 | 232.88 | | | PZ-4 | 1/15/26 | 12:18 | 75.91 | | |
| DW-12 | 1/15/26 | 11:24 | 104.45 | | | PZ-5 | 1/15/26 | | utm | | not accessible: no road |
| DW-14 | 1/15/26 | 12:07 | 219.11 | | | PZ-6 | 1/15/26 | | utm | | not accessible: no road |
| DW-15 | 1/15/26 | 9:32 | 140.69 | | | PZ-7 | 1/15/26 | | utm | | not accessible: no road |
| DW-16 | 1/15/26 | 9:36 | 183.02 | | | GP-15 115' | 1/15/26 | 8:54 | DRY | 114.2 | |
| DW-17 | 1/15/26 | 11:51 | 141.29 | | | GP-16 255' | 1/15/26 | 9:06 | 253.87 | | |
| DW-18 | 1/15/26 | 11:35 | 60.75 | | | GP-17 235' | 1/15/26 | 9:18 | 216.07 | | |
| DW-21 | 1/15/26 | 11:39 | 61.10 | | | GP-21 232' | 1/15/26 | 9:44 | 234.04 | | |
| DW-23 | 1/15/26 | | utm | | not accessible: no road | GP-22 305' | 1/15/26 | 11:59 | 280.39 | | |
| DW-24 | 1/15/26 | | utm | | not accessible: no road | GP-24 70' | 1/15/26 | | utm | | not accessible: no road |
| DW-26 | 1/15/26 | | utm | | not accessible: no road | GP-25 80' | 1/15/26 | | utm | | not accessible: no road |
| DW-28 | 1/15/26 | 8:25 | 333.07 | | | GP-26 255' | 1/15/26 | 8:03 | 217.13 | | |
| DW-29 | 1/15/26 | 9:24 | 49.30 | | | | | | | | |

# FIELD DATA SHEET
# LOW-FLOW PURGE

Project No. CCL-01 Field Tech: P. Chang **Well ID:** DW-1

Site Name & Location: Chiquita Canyon Landfill, Valencia, CA Date: 1/20/26

Initial DTW (Date/Time): 51.07 (1/13/26 1142) Syst. Vol: **1217** (ml)

**Initial Setup:** Controller ID: **74** Pressure: **50** (psi) Flow: **920** (ml/min)

| | Time | Depth to Water | Flow (ml/min) | |
|---|---|---|---|---|
| Begin Purging: | 949 | 50.97 | 600 | |
| Adjust Purging: | 951 | 51.22 | 350 | (4 min) |
| Begin Scan: | 955 | 51.30 | 300 | |
| Complete Scan: | 1011 | 51.33 | 300 | |
| Collect Samples: | 1014 | | | |
| Complete Samples: | 1829 | 51.33 | 260 | |

**Field Readings:**

| Elapsed Time | Temp (deg - C) | S. Cond. (mS/cm) | DO (mg/L) | pH (st. units) | ORP | Turb (NTU) | Notes |
|---|---|---|---|---|---|---|---|
| 0:00 | 22.66 | 1.58 | 7.41 | 7.87 | 163 | 7.2 | |
| 2:00 | 22.80 | 1.58 | 6.69 | 7.99 | 145 | 7.9 | |
| 4:00 | 22.98 | 1.58 | 6.03 | 8.03 | 129 | 8.0 | |
| 6:00 | 23.06 | 1.57 | 5.49 | 8.08 | 109 | 7.8 | |
| 8:00 | 23.15 | 1.57 | 3.62 | 8.09 | 89 | 5.1 | |
| 10:00 | 23.16 | 1.57 | 2.93 | 8.07 | 78 | 4.1 | |
| 12:00 | 23.20 | 1.56 | 1.99 | 8.04 | 64 | 3.2 | |
| 14:00 | 23.25 | 1.56 | 1.93 | 8.08 | 55 | 3.4 | |
| 16:00 | 23.27 | 1.56 | 1.85 | 8.04 | 49 | 2.6 | |
| | | | | | | | |
| | | | | | | | |
| | | | | | | | |
| | | | | | | | |

**Wellhead Inspection:**

☑ Good ☐ Needs attention: _____

# FIELD DATA SHEET
# LOW-FLOW PURGE

Project No. CCL-01 Field Tech: P. Chang **Well ID:** DW-3

Site Name & Location: Chiquita Canyon Landfill, Valencia, CA Date: 1/20/26

Initial DTW (Date/Time): 78.80 (1/13/26 1213) Syst. Vol: **1549** (ml)

**Initial Setup:** Controller ID: **72** Pressure: **75** (psi) Flow: **700** (ml/min)

| | Time | Depth to Water | Flow (ml/min) |
|---|---|---|---|
| Begin Purging: | 1148 | 77.63 | 300 (5 min) |
| Adjust Purging: | – | – | – |
| Begin Scan: | 1154 | 77.93 | 300 |
| Complete Scan: | 1202 | 77.88 | 300 |
| Collect Samples: | 1206 | | |
| Complete Samples: | 1220 | 77.87 | 270 |

**Field Readings:**

| Elapsed Time | Temp (deg - C) | S. Cond. (mS/cm) | DO (mg/L) | pH (st. units) | ORP | Turb (NTU) | Notes |
|---|---|---|---|---|---|---|---|
| 0:00 | 22.49 | 0.929 | 9.30 | 7.93 | 201 | 0.0 | |
| 2:00 | 22.34 | 0.947 | 2.70 | 7.91 | 199 | 0.0 | |
| 4:00 | 22.36 | 0.949 | 2.44 | 7.84 | 199 | 0.0 | |
| 6:00 | 22.33 | 0.951 | 2.26 | 7.83 | 201 | 0.0 | |
| 8:00 | 22.50 | 0.951 | 2.28 | 7.82 | 197 | 0.0 | |
| | | | | | | | |
| | | | | | | | |
| | | | | | | | |
| | | | | | | | |
| | | | | | | | |
| | | | | | | | |
| | | | | | | | |
| | | | | | | | |

**Wellhead Inspection:**

☑ Good ☐ Needs attention: _____

# FIELD DATA SHEET
# LOW-FLOW PURGE

Project No. CCL-01 Field Tech: P. Chang **Well ID:** DW-9

Site Name & Location: Chiquita Canyon Landfill, Valencia, CA Date: 1/19/26

Initial DTW (Date/Time): 232.88 (1/13/26 914) Syst. Vol: **2860** (ml)

**Initial Setup:** Controller ID: **81 PO** Pressure: **140**(psi)(psi) Flow: **180** (ml/min)

| | Time | Depth to Water | Flow (ml/min) | |
|---|---|---|---|---|
| Begin Purging: | 1018 | 232.86 | 300 | |
| Adjust Purging: | 1021 | 232.99 | 180 | (16 min) |
| Begin Scan: | 1037 | 233.08 | 170 | |
| Complete Scan: | 1041 | 233.08 | 150 | |
| Collect Samples: | 1044 | | | |
| Complete Samples: | 1113 | 233.08 | 140 | |

**Field Readings:**

| Elapsed Time | Temp (deg - C) | S. Cond. (mS/cm) | DO (mg/L) | pH (st. units) | ORP | Turb (NTU) | Notes |
|---|---|---|---|---|---|---|---|
| 0:00 | 21.25 | 2.11 | 11.65 | 8.46 | 186 | 16.8 | |
| 2:00 | 21.28 | 2.12 | 11.43 | 8.44 | 187 | 16.1 | |
| 4:00 | 21.39 | 2.11 | 11.21 | 8.46 | 187 | 14.3 | |
| | | | | | | | |
| | | | | | | | |
| | | | | | | | |
| | | | | | | | |
| | | | | | | | |
| | | | | | | | |
| | | | | | | | |
| | | | | | | | |
| | | | | | | | |
| | | | | | | | |

**Wellhead Inspection:**

☑ Good ☐ Needs attention: _____

# FIELD DATA SHEET
# LOW-FLOW PURGE

Project No. CCL-01 Field Tech: P. Chang **Well ID:** DW-15

Site Name & Location: Chiquita Canyon Landfill, Valencia, CA Date: 1/19/26

Initial DTW (Date/Time): 140.69 (1/13/26 932) Syst. Vol: **1781** (ml)

**Initial Setup:** Controller ID: **74** Pressure: **90** (psi) Flow: **600** (ml/min)

| | Time | Depth to Water | Flow (ml/min) | |
|---|---|---|---|---|
| Begin Purging: | 1136 | 140.62 | 360 | (5 min) |
| Adjust Purging: | – | – | – | |
| Begin Scan: | 1141 | 140.81 | 315 | |
| Complete Scan: | 1153 | 140.82 | 300 | |
| Collect Samples: | 1156 | | | |
| Complete Samples: | 1209 | 140.85 | 270 | |

**Field Readings:**

| Elapsed Time | Temp (deg - C) | S. Cond. (mS/cm) | DO (mg/L) | pH (st. units) | ORP | Turb (NTU) | Notes |
|---|---|---|---|---|---|---|---|
| 0:00 | 24.20 | 3.12 | 10.75 | 6.65 | 116 | 9.5 | |
| 2:00 | 24.45 | 3.17 | 9.94 | 6.82 | -19 | 34.4 | |
| 4:00 | 24.50 | 3.18 | 9.70 | 7.05 | -40 | 17.9 | |
| 6:00 | 24.52 | 3.18 | 9.40 | 7.23 | -59 | 11.8 | |
| 8:00 | 24.55 | 3.17 | 8.99 | 7.31 | -78 | 9.4 | |
| 10:00 | 24.58 | 3.17 | 8.87 | 7.34 | -87 | 8.7 | |
| 12:00 | 24.61 | 3.17 | 8.74 | 7.35 | -98 | 7.8 | |
| | | | | | | | |
| | | | | | | | |
| | | | | | | | |
| | | | | | | | |
| | | | | | | | |
| | | | | | | | |

**Wellhead Inspection:**

☑ Good ☐ Needs attention: _____

# FIELD DATA SHEET
# LOW-FLOW PURGE

Project No. CCL-01 Field Tech: P. Chang **Well ID:** DW-16

Site Name & Location: Chiquita Canyon Landfill, Valencia, CA Date: 1/20/26

Initial DTW (Date/Time): 183.02 (1/13/26 932) Syst. Vol: **2363** (ml)

**Initial Setup:** Controller ID: **78** Pressure: **120** (psi) Flow: **520** (ml/min)

| | Time | Depth to Water | Flow (ml/min) |
|---|---|---|---|
| Begin Purging: | 1051 | 183.07 | 390 (6 min) |
| Adjust Purging: | – | – | – |
| Begin Scan: | 1057 | 183.19 | 330 |
| Complete Scan: | 1107 | 183.20 | 360 |
| Collect Samples: | 1110 | | |
| Complete Samples: | 1121 | 183.19 | 330 |

**Field Readings:**

| Elapsed Time | Temp (deg - C) | S. Cond. (mS/cm) | DO (mg/L) | pH (st. units) | ORP | Turb (NTU) | Notes |
|---|---|---|---|---|---|---|---|
| 0:00 | 24.85 | 1.28 | 10.42 | 7.60 | 119 | 3.3 | |
| 2:00 | 24.81 | 1.35 | 10.09 | 8.01 | 123 | 2.6 | |
| 4:00 | 24.71 | 1.47 | 9.62 | 8.29 | 122 | 3.3 | |
| 6:00 | 24.68 | 1.49 | 9.18 | 8.33 | 117 | 3.5 | |
| 8:00 | 24.60 | 1.48 | 8.72 | 8.38 | 118 | 3.9 | |
| 10:00 | 24.64 | 1.47 | 8.63 | 8.39 | 113 | 4.1 | |
| | | | | | | | |
| | | | | | | | |
| | | | | | | | |
| | | | | | | | |
| | | | | | | | |
| | | | | | | | |
| | | | | | | | |

**Wellhead Inspection:**

☑ Good ☐ Needs attention: _____

# FIELD DATA SHEET
# LOW-FLOW PURGE

Project No. CCL-01 Field Tech: P. Chang **Well ID:** DW-17

Site Name & Location: Chiquita Canyon Landfill, Valencia, CA Date: 1/19/26

Initial DTW (Date/Time): 141.27 (1/13/26 1151) Syst. Vol: **2227** (ml)

**Initial Setup:** Controller ID: **74** Pressure: **110** (psi) Flow: **130** (ml/min)

| | Time | Depth to Water | Flow (ml/min) |
|---|---|---|---|
| Begin Purging: | 840 | 141.34 | 280 |
| Adjust Purging: | 842 | 141.49 | 125 (1.5 min) |
| Begin Scan: | 900 | 141.78 | 125 |
| Complete Scan: | 908 | 141.86 | 130 |
| Collect Samples: | 911 | | |
| Complete Samples: | 943 | 141.94 | 125 |

**Field Readings:**

| Elapsed Time | Temp (deg - C) | S. Cond. (mS/cm) | DO (mg/L) | pH (st. units) | ORP | Turb (NTU) | Notes |
|---|---|---|---|---|---|---|---|
| 0:00 | 18.71 | 1.25 | 4.73 | 8.68 | 129 | 27.8 | |
| 2:00 | 18.90 | 1.25 | 4.41 | 8.68 | 139 | 27.1 | |
| 4:00 | 18.90 | 1.25 | 3.91 | 8.84 | 135 | 26.1 | |
| 6:00 | 18.84 | 1.25 | 3.70 | 8.83 | 140 | 24.7 | |
| 8:00 | 18.88 | 1.26 | 3.82 | 8.86 | 138 | 22.7 | |
| | | | | | | | |
| | | | | | | | |
| | | | | | | | |
| | | | | | | | |
| | | | | | | | |
| | | | | | | | |
| | | | | | | | |
| | | | | | | | |

**Wellhead Inspection:**

☑ Good ☐ Needs attention: _____

# FIELD DATA SHEET
# LOW-FLOW PURGE

Project No. CCL-01 Field Tech: P. Chang **Well ID:** DW-29

Site Name & Location: Chiquita Canyon Landfill, Valencia, CA Date: 1/20/26

Initial DTW (Date/Time): 49.30 (1/13/26 924) Syst. Vol: **1165** (ml)

**Initial Setup:** Controller ID: **74** Pressure: **40** (psi) Flow: **350** (ml/min)

| | Time | Depth to Water | Flow (ml/min) | |
|---|---|---|---|---|
| Begin Purging: | 801 | 49.20 | 475 | |
| Adjust Purging: | 802 | 49.29 | 340 | (4 MW) |
| Begin Scan: | 807 | 49.22 | 300 | |
| Complete Scan: | 819 | 49.21 | 340 | |
| Collect Samples: | 822 | QCFB 824 | | |
| Complete Samples: | 835 | 49.21 | 320 | |

**Field Readings:**

| Elapsed Time | Temp (deg - C) | S. Cond. (mS/cm) | DO (mg/L) | pH (st. units) | ORP | Turb (NTU) | Notes |
|---|---|---|---|---|---|---|---|
| 0:00 | 18.18 | 1.59 | 2.48 | 7.51 | 44 | 24.2 | |
| 2:00 | 18.50 | 1.59 | 1.51 | 7.52 | 57 | 26.3 | |
| 4:00 | 18.73 | 1.59 | 1.07 | 7.58 | 67 | 27.7 | |
| 6:00 | 18.74 | 1.59 | 0.78 | 7.55 | 77 | 24.3 | |
| 8:00 | 18.87 | 1.58 | 0.69 | 7.61 | 81 | 22.7 | |
| 10:00 | 18.89 | 1.59 | 0.56 | 7.62 | 88 | 21.2 | |
| 12:00 | 18.95 | 1.59 | 0.61 | 7.62 | 93 | 19.7 | |
| | | | | | | | |
| | | | | | | | |
| | | | | | | | |
| | | | | | | | |
| | | | | | | | |
| | | | | | | | |

**Wellhead Inspection:**

☑ Good ☐ Needs attention: _____

# FIELD DATA SHEET
# LOW-FLOW PURGE

Project No. CCL-01 Field Tech: P. Chang **Well ID:** DW-30

Site Name & Location: Chiquita Canyon Landfill, Valencia, CA Date: 1/19/26

Initial DTW (Date/Time): 140.74 (1/13/26 953) Syst. Vol: **1842** (ml)

**Initial Setup:** Controller ID: **76** Pressure: **78** (psi) Flow: **315** (ml/min)

| | Time | Depth to Water | Flow (ml/min) | |
|---|---|---|---|---|
| Begin Purging: | 1231 | 140.62 | 400 | |
| Adjust Purging: | 1233 | 140.93 | 260 | (7 min) |
| Begin Scan: | 1240 | 140.96 | 280 | |
| Complete Scan: | 1250 | 140.98 | 280 | |
| Collect Samples: | 1254 | QCFB: 1256 | | |
| Complete Samples: | 1309 | 141.02 | 260 | |

**Field Readings:**

| Elapsed Time | Temp (deg - C) | S. Cond. (mS/cm) | DO (mg/L) | pH (st. units) | ORP | Turb (NTU) | Notes |
|---|---|---|---|---|---|---|---|
| 0:00 | 23.79 | 1.38 | 10.23 | 7.96 | -88 | 0.0 | |
| 2:00 | 23.71 | 1.35 | 9.68 | 7.98 | -89 | 0.0 | |
| 4:00 | 23.54 | 1.32 | 9.13 | 8.00 | -94 | 0.0 | |
| 6:00 | 23.62 | 1.31 | 8.57 | 8.01 | -94 | 0.0 | |
| 8:00 | 23.64 | 1.31 | 8.25 | 8.02 | -95 | 0.0 | |
| 10:00 | 23.67 | 1.30 | 8.13 | 8.02 | -95 | 0.0 | |
| | | | | | | | |
| | | | | | | | |
| | | | | | | | |
| | | | | | | | |
| | | | | | | | |
| | | | | | | | |
| | | | | | | | |

**Wellhead Inspection:**

☑ Good ☐ Needs attention: _____

# FIELD DATA SHEET
# LOW-FLOW PURGE

Project No. CCL-01 Field Tech: P. Chang **Well ID:** DW-31

Site Name & Location: Chiquita Canyon Landfill, Valencia, CA Date: 1/20/26

Initial DTW (Date/Time): 55.66 (1/13/26 958) Syst. Vol: **1068** (ml)

**Initial Setup:** Controller ID: **74** Pressure: **38** (psi) Flow: **420** (ml/min)

| | Time | Depth to Water | Flow (ml/min) | |
|---|---|---|---|---|
| Begin Purging: | 859 | 55.50 | 450 | |
| Adjust Purging: | 900 | 55.58 | 300 | (4 min) |
| Begin Scan: | 904 | 55.58 | 300 | |
| Complete Scan: | 912 | 55.57 | 260 | |
| Collect Samples: | 915 | | | |
| Complete Samples: | 931 | 55.57 | 250 | |

**Field Readings:**

| Elapsed Time | Temp (deg - C) | S. Cond. (mS/cm) | DO (mg/L) | pH (st. units) | ORP | Turb (NTU) | Notes |
|---|---|---|---|---|---|---|---|
| 0:00 | 17.97 | 1.63 | 12.68 | 7.24 | 158 | 8.2 | |
| 2:00 | 18.13 | 1.62 | 11.61 | 7.20 | 162 | 7.8 | |
| 4:00 | 18.42 | 1.61 | 10.99 | 7.18 | 167 | 8.7 | |
| 6:00 | 18.50 | 1.60 | 10.66 | 7.16 | 168 | 5.8 | |
| 8:00 | 18.52 | 1.60 | 10.45 | 7.17 | 172 | 5.7 | |
| | | | | | | | |
| | | | | | | | |
| | | | | | | | |
| | | | | | | | |
| | | | | | | | |
| | | | | | | | |
| | | | | | | | |
| | | | | | | | |

**Wellhead Inspection:**

☑ Good ☐ Needs attention: _____

# FIELD DATA SHEET
# LOW-FLOW PURGE

Project No. CCL-01 Field Tech: P. Chang **Well ID:** FP-01

Site Name & Location: Chiquita Canyon Landfill, Valencia, CA Date: 1/15/26

Initial DTW (Date/Time): 34.05 (1/15/26 1008) Syst. Vol: **918** (ml)

**Initial Setup:** Controller ID: ~~82~~ 78 Pressure: **32** (psi) Flow: 750 (ml/min)

| | Time | Depth to Water | Flow (ml/min) | |
|---|---|---|---|---|
| Begin Purging: | 1023 | 34.05 | 900 | |
| Adjust Purging: | 1025 | 34.08 | 350 | (3 min) |
| Begin Scan: | 1030 | 34.06 | 350 | |
| Complete Scan: | 1038 | 34.06 | 300 | |
| Collect Samples: | 1042 | QCFB: 1044 | | |
| Complete Samples: | 1110 | 34.06 | 260 | |

**Field Readings:**

| Elapsed Time | Temp (deg - C) | S. Cond. (mS/cm) | DO (mg/L) | pH (st. units) | ORP | Turb (NTU) | Notes |
|---|---|---|---|---|---|---|---|
| 0:00 | 20.43 | 1.61 | 2.36 | 7.22 | 108 | 3.1 | |
| 2:00 | 20.36 | 1.60 | 0.82 | 7.22 | 117 | 4.7 | |
| 4:00 | 20.26 | 1.59 | 0.28 | 7.22 | 122 | 5.9 | |
| 6:00 | 20.27 | 1.58 | 0.22 | 7.20 | 132 | 7.1 | |
| 8:00 | 20.28 | 1.58 | 0.21 | 7.18 | 134 | 8.3 | |
| | | | | | | | |
| | | | | | | | |
| | | | | | | | |
| | | | | | | | |
| | | | | | | | |
| | | | | | | | |
| | | | | | | | |
| | | | | | | | |

**Wellhead Inspection:**

☑ Good ☐ Needs attention: _____

# FIELD DATA SHEET
# LOW-FLOW PURGE

Project No. CCL-01 Field Tech: P. Chang **Well ID:** DW-29

Site Name & Location: Chiquita Canyon Landfill, Valencia, CA Date: 2/18/26

Initial DTW (Date/Time): 48.71 (2/18/26 1023) Syst. Vol: **1165** (ml)

**Initial Setup:** Controller ID: **74** Pressure: **40** (psi) Flow: **350** (ml/min)

| | Time | Depth to Water | Flow (ml/min) |
|---|---|---|---|
| Begin Purging: | 1027 | 48.71 | 120 |
| Adjust Purging: | 1030 | 48.73 | 300 (4 min) |
| Begin Scan: | 1034 | 48.73 | 300 |
| Complete Scan: | 1046 | 48.73 | 300 |
| Collect Samples: | 1049 | QCFB: 1051 | |
| Complete Samples: | 1104 | 48.72 | 270 |

**Field Readings:**

| Elapsed Time | Temp (deg - C) | S. Cond. (mS/cm) | DO (mg/L) | pH (st. units) | ORP | Turb (NTU) | Notes |
|---|---|---|---|---|---|---|---|
| 0:00 | 20.04 | 1.56 | 2.61 | 7.54 | 195 | 4.6 | |
| 2:00 | 19.50 | 1.57 | 1.34 | 7.55 | 194 | 4.5 | |
| 4:00 | 19.47 | 1.57 | 0.96 | 7.56 | 194 | 4.5 | |
| 6:00 | 1945 | 1.57 | 0.65 | 7.59 | 191 | 5.1 | |
| 8:00 | 1939 | 1.57 | 0.46 | 7.57 | 191 | 4.2 | |
| 10:00 | 1942 | 1.57 | 0.34 | 7.60 | 189 | 4.8 | |
| 12:00 | 1943 | 1.57 | 0.31 | 7.58 | 187 | 4.4 | |
| | | | | | | | |
| | | | | | | | |
| | | | | | | | |
| | | | | | | | |
| | | | | | | | |
| | | | | | | | |

**Wellhead Inspection:**

☑ Good ☐ Needs attention: _____

# FIELD DATA SHEET
# LOW-FLOW PURGE

Project No. CCL-01 Field Tech: P. Chang **Well ID:** DW-31

Site Name & Location: Chiquita Canyon Landfill, Valencia, CA Date: 2/18/26

Initial DTW (Date/Time): 55.61 (2/18/26 1123) Syst. Vol: **1068** (ml)

**Initial Setup:** Controller ID: **74** Pressure: **38** (psi) Flow: **420** (ml/min)

| | Time | Depth to Water | Flow (ml/min) |
|---|---|---|---|
| Begin Purging: | 1130 | 55.61 | 500 |
| Adjust Purging: | 1132 | 55.62 | 350 (3 min) |
| Begin Scan: | 1135 | 55.62 | 320 |
| Complete Scan: | 1141 | 55.62 | 340 |
| Collect Samples: | 1145 | | |
| Complete Samples: | 1158 | 55.62 | 300 |

**Field Readings:**

| Elapsed Time | Temp (deg - C) | S. Cond. (mS/cm) | DO (mg/L) | pH (st. units) | ORP | Turb (NTU) | Notes |
|---|---|---|---|---|---|---|---|
| 0:00 | 21.08 | 1.58 | 4.24 | 7.19 | 209 | 3.6 | |
| 2:00 | 20.31 | 1.56 | 3.48 | 7.13 | 209 | 3.1 | |
| 4:00 | 19.99 | 1.58 | 3.56 | 7.11 | 212 | 3.2 | |
| 6:00 | 19.43 | 1.59 | 3.43 | 7.09 | 217 | 3.2 | |
| | | | | | | | |
| | | | | | | | |
| | | | | | | | |
| | | | | | | | |
| | | | | | | | |
| | | | | | | | |
| | | | | | | | |
| | | | | | | | |
| | | | | | | | |

**Wellhead Inspection:**

☐ Good ☐ Needs attention: _____

# FIELD DATA SHEET
# LOW-FLOW PURGE

Project No. CCL-01 Field Tech: P. Chang **Well ID:** FP-01

Site Name & Location: Chiquita Canyon Landfill, Valencia, CA Date: 2/18/26

Initial DTW (Date/Time): 35.69 (2/18/26 907) Syst. Vol: 918 (ml)

**Initial Setup:** Controller ID: 8276 Pressure: 32 (psi) Flow: 750 (ml/min)

| | Time | Depth to Water | Flow (ml/min) | |
|---|---|---|---|---|
| Begin Purging: | 915 | 35.69 | 600 | |
| Adjust Purging: | 918 | 35.69 | 350 | (3 min) |
| Begin Scan: | 922 | 35.69 | 300 | |
| Complete Scan: | 936 | 35.67 | 300 | |
| Collect Samples: | 939 | | | |
| Complete Samples: | 1004 | 35.66 | 280 | |

**Field Readings:**

| Elapsed Time | Temp (deg - C) | S. Cond. (mS/cm) | DO (mg/L) | pH (st. units) | ORP | Turb (NTU) | Notes |
|---|---|---|---|---|---|---|---|
| 0:00 | 18.14 | 1.56 | 8.28 | 7.20 | 53 | 12.3 | |
| 2:00 | 18.71 | 1.55 | 5.74 | 7.23 | 63 | 13.1 | |
| 4:00 | 18.80 | 1.55 | 4.20 | 7.24 | 69 | 11.7 | |
| 6:00 | 18.89 | 1.55 | 2.45 | 7.17 | 78 | 8.2 | |
| 8:00 | 18.93 | 1.55 | 1.38 | 7.24 | 76 | 5.0 | |
| 10:00 | 19.05 | 1.54 | 0.56 | 7.28 | 79 | 3.3 | |
| 12:00 | 19.03 | 1.54 | 0.41 | 7.26 | 83 | 1.9 | |
| 14:00 | 19.08 | 1.54 | 0.44 | 7.29 | 82 | 1.0 | |
| | | | | | | | |
| | | | | | | | |
| | | | | | | | |
| | | | | | | | |
| | | | | | | | |

**Wellhead Inspection:**

☑ Good ☐ Needs attention: _____

# FIELD DATA SHEET
# LOW-FLOW PURGE

Project No. CCL-01 Field Tech: P. Chang **Well ID:** DW-29

Site Name & Location: Chiquita Canyon Landfill, Valencia, CA Date: 3/19/26

Initial DTW (Date/Time): 47.75 (3/19/26 1118) Syst. Vol: 1165 (ml)

**Initial Setup:** Controller ID: 74 Pressure: 40 (psi) Flow: 350 (ml/min)

| | Time | Depth to Water | Flow (ml/min) | |
|---|---|---|---|---|
| Begin Purging: | 1120 | 47.75 | 150 | |
| Adjust Purging: | 1122 | 47.77 | 270 | (5 min) |
| Begin Scan: | 1127 | 47.78 | 240 | |
| Complete Scan: | 1131 | 47.78 | 300 | |
| Collect Samples: | 1135 | | | |
| Complete Samples: | 1149 | 47.78 | 270 | |

**Field Readings:**

| Elapsed Time | Temp (deg - C) | S. Cond. (mS/cm) | DO (mg/L) | pH (st. units) | ORP | Turb (NTU) | Notes |
|---|---|---|---|---|---|---|---|
| 0:00 | 21.96 | 1.58 | 5.63 | 7.72 | 200 | 8.7 | |
| 2:00 | 21.40 | 1.60 | 5.34 | 7.75 | 198 | 9.5 | |
| 4:00 | 21.11 | 1.61 | 5.33 | 7.75 | 197 | 9.2 | |
| | | | | | | | |
| | | | | | | | |
| | | | | | | | |
| | | | | | | | |
| | | | | | | | |
| | | | | | | | |
| | | | | | | | |
| | | | | | | | |
| | | | | | | | |

**Wellhead Inspection:**

☑ Good ☐ Needs attention: _____

# FIELD DATA SHEET
# LOW-FLOW PURGE

Project No. CCL-01 Field Tech: P. Chang **Well ID:** DW-31

Site Name & Location: Chiquita Canyon Landfill, Valencia, CA Date: 3/19/26

Initial DTW (Date/Time): 55.18 (3/19/26 1031) Syst. Vol: 1068 (ml)

**Initial Setup:** Controller ID: 74 Pressure: 38 (psi) Flow: 420 (ml/min)

| | Time | Depth to Water | Flow (ml/min) |
|---|---|---|---|
| Begin Purging: | 1035 | 55.18 | 300 (4 min) |
| Adjust Purging: | — | — | — |
| Begin Scan: | 1040 | 55.22 | 300 |
| Complete Scan: | 1050 | 55.24 | 320 |
| Collect Samples: | 1053 | QCFB: 1056 | |
| Complete Samples: | 1105 | 55.22 | 300 |

**Field Readings:**

| Elapsed Time | Temp (deg - C) | S. Cond. (mS/cm) | DO (mg/L) | pH (st. units) | ORP | Turb (NTU) | Notes |
|---|---|---|---|---|---|---|---|
| 0:00 | 21.43 | 1.58 | 5.34 | 7.09 | 212 | 5.2 | |
| 2:00 | 20.79 | 1.58 | 4.24 | 7.06 | 213 | 7.6 | |
| 4:00 | 20.43 | 1.58 | 3.67 | 7.05 | 213 | 8.2 | |
| 6:00 | 20.38 | 1.58 | 3.44 | 7.07 | 212 | 8.2 | |
| 8:00 | 20.33 | 1.58 | 3.21 | 7.07 | 212 | 7.8 | |
| 10:00 | 20.34 | 1.58 | 3.24 | 7.08 | 211 | 7.3 | |
| | | | | | | | |
| | | | | | | | |
| | | | | | | | |
| | | | | | | | |
| | | | | | | | |
| | | | | | | | |
| | | | | | | | |

**Wellhead Inspection:**

☑ Good ☐ Needs attention: _____

# FIELD DATA SHEET
# LOW-FLOW PURGE

Project No. CCL-01 Field Tech: P. Chang **Well ID:** FP-01

Site Name & Location: Chiquita Canyon Landfill, Valencia, CA Date: 3/19/26

Initial DTW (Date/Time): 36.68 (3/19/26 912) Syst. Vol: 918 (ml)

**Initial Setup:** Controller ID: 8274 Pressure: 32 (psi) Flow: 750 (ml/min)

| | Time | Depth to Water | Flow (ml/min) | |
|---|---|---|---|---|
| Begin Purging: | 935 | 36.68 | 550 | |
| Adjust Purging: | 936 | 36.67 | 300 | (3 min) |
| Begin Scan: | 940 | 36.67 | 300 | |
| Complete Scan: | 950 | 36.66 | 320 | |
| Collect Samples: | 953 | - | - | |
| Complete Samples: | 1015 | 36.66 | 300 | |

**Field Readings:**

| Elapsed Time | Temp (deg - C) | S. Cond. (mS/cm) | DO (mg/L) | pH (st. units) | ORP | Turb (NTU) | Notes |
|---|---|---|---|---|---|---|---|
| 0:00 | 20.70 | 1.56 | 5.39 | 7.29 | 28 | 4.2 | |
| 2:00 | 20.64 | 1.56 | 9.33 | 7.20 | 57 | 4.3 | |
| 4:00 | 20.70 | 1.56 | 8.63 | 7.23 | 63 | 5.5 | |
| 6:00 | 20.76 | 1.56 | 7.69 | 7.26 | 66 | 4.3 | |
| 8:00 | 20.69 | 1.56 | 7.17 | 7.28 | 68 | 4.4 | |
| 10:00 | 20.74 | 1.56 | 7.21 | 7.29 | 70 | 4.5 | |
| | | | | | | | |
| | | | | | | | |
| | | | | | | | |
| | | | | | | | |
| | | | | | | | |
| | | | | | | | |
| | | | | | | | |

**Wellhead Inspection:**

☑ Good ☐ Needs attention: _____

•CHANG ENVIRONMENTAL•

# WELL GAUGING FORM
## Chiquita Canyon Landfill

Project No. CCL-01 Field Personnel: P. Chang Date: 4/21/26

| Well Id | Date | Time of Reading | Depth to Water (ft) | Total Depth (ft) | Comments | Well Id | Date | Time of Reading | Depth to Water (ft) | Total Depth (ft) | Comments |
|---|---|---|---|---|---|---|---|---|---|---|---|
| DW-1 | 4/21/26 | 8:45 | 49.59 | | | DW-30 | 4/21/26 | 10:32 | 140.74 | | |
| DW-3 | 4/21/26 | 11:32 | 79.63 | | | DW-31 | 4/21/26 | 8:34 | 55.39 | | |
| DW-7 | 4/21/26 | 9:02 | 33.31 | | | FP-01 | 4/21/26 | 9:12 | 37.15 | | |
| DW-8 | 4/21/26 | 7:58 | 181.05 | | | PZ-3 | 4/21/26 | 11:45 | 68.64 | | |
| DW-9 | 4/21/26 | 8:17 | 232.68 | | | PZ-4 | 4/21/26 | 11:37 | 73.30 | | |
| DW-12 | 4/21/26 | 8:57 | 104.37 | | | PZ-5 | 4/21/26 | 13:12 | 76.54 | | |
| DW-14 | 4/21/26 | 11:28 | 219.20 | | | PZ-6 | 4/21/26 | 12:35 | 85.20 | | |
| DW-15 | 4/21/26 | 10:36 | 140.79 | | | PZ-7 | 4/21/26 | 12:28 | 126.65 | | |
| DW-16 | 4/21/26 | 10:42 | 183.13 | | | GP-15 115' | 4/21/26 | 8:05 | DRY | 114.3 | |
| DW-17 | 4/21/26 | 11:04 | 141.25 | | | GP-16 255' | 4/21/26 | 8:12 | 253.89 | | |
| DW-18 | 4/21/26 | 8:37 | 58.56 | | | GP-17 235' | 4/21/26 | 8:23 | 215.99 | | |
| DW-21 | 4/21/26 | 8:42 | 60.15 | | | GP-21 232' | 4/21/26 | 10:50 | 233.62 | | |
| DW-23 | 4/21/26 | 12:51 | 346.44 | | | GP-22 305' | 4/21/26 | 11:19 | 280.39 | | |
| DW-24 | 4/21/26 | 12:40 | 235.27 | | | GP-24 70' | 4/21/26 | 13:03 | 27.93 | | |
| DW-26 | 4/21/26 | 12:19 | 95.84 | | | GP-25 80' | 4/21/26 | 13:08 | 78.27 | | |
| DW-28 | 4/21/26 | 7:46 | 332.96 | | | GP-26 255' | 4/21/26 | 7:27 | 217.07 | | |
| DW-29 | 4/21/26 | 8:28 | 47.75 | | | | | | | | |

# FIELD DATA SHEET
# LOW-FLOW PURGE

Project No. CCL-01 Field Tech: P. Chang **Well ID:** DW-1

Site Name & Location: Chiquita Canyon Landfill, Valencia, CA Date: 4/28/26

Initial DTW (Date/Time): 49.59 (4/21/26 845) Syst. Vol: **1217** (ml)

**Initial Setup:** Controller ID: **74** Pressure: **50** (psi) Flow: **920** (ml/min)

| | Time | Depth to Water | Flow (ml/min) |
|---|---|---|---|
| Begin Purging: | 729 | 49.78 | 550 |
| Adjust Purging: | 731 | 50.01 | 340 (4 mL) |
| Begin Scan: | 735 | 50.07 | 320 |
| Complete Scan: | 743 | 50.18 | 340 |
| Collect Samples: | 746 | | |
| Complete Samples: | 802 | 50.11 | 280 |

**Field Readings:**

| Elapsed Time | Temp (deg - C) | S. Cond. (mS/cm) | DO (mg/L) | pH (st. units) | ORP | Turb (NTU) | Notes |
|---|---|---|---|---|---|---|---|
| 0:00 | 21.30 | 1.54 | 1.72 | 7.59 | 201 | 48.7 | |
| 2:00 | 21.67 | 0.64 | 1.53 | 7.58 | 204 | 53.3 | |
| 4:00 | 21.92 | 0.21 | 1.53 | 7.60 | 204 | 55.2 | |
| 6:00 | 22.20 | 0.10 | 1.53 | 7.62 | 203 | 53.0 | |
| 8:00 | 22.33 | 0.10 | 1.52 | 7.61 | 202 | 49.9 | |
| | | | | | | | |
| | | | | | | | |
| | | | | | | | |
| | | | | | | | |
| | | | | | | | |
| | | | | | | | |
| | | | | | | | |
| | | | | | | | |

**Wellhead Inspection:**

☐ Good ☐ Needs attention: _____

# FIELD DATA SHEET
# LOW-FLOW PURGE

Project No. CCL-01 Field Tech: P. Chang **Well ID:** DW-3

Site Name & Location: Chiquita Canyon Landfill, Valencia, CA Date: 4/28/26

Initial DTW (Date/Time): 79.63 (4/21/26 1132) Syst. Vol: **1549** (ml)

**Initial Setup:** Controller ID: **72** Pressure: **75** (psi) Flow: **700** (ml/min)

| | Time | Depth to Water | Flow (ml/min) |
|---|---|---|---|
| Begin Purging: | 935 | 79.74 | 600 |
| Adjust Purging: | 937 | 79.96 | 350 (5 min) |
| Begin Scan: | 942 | 79.94 | 300 |
| Complete Scan: | 950 | 79.96 | 320 |
| Collect Samples: | 953 | | |
| Complete Samples: | 1009 | 79.93 | 240 |

**Field Readings:**

| Elapsed Time | Temp (deg - C) | S. Cond. (mS/cm) | DO (mg/L) | pH (st. units) | ORP | Turb (NTU) | Notes |
|---|---|---|---|---|---|---|---|
| 0:00 | 21.45 | 0.940 | 1.70 | 7.39 | 242 | 5.6 | |
| 2:00 | 21.24 | 0.910 | 1.64 | 7.36 | 243 | 5.8 | |
| 4:00 | 21.28 | 0.905 | 1.46 | 7.36 | 243 | 5.7 | |
| 6:00 | 21.29 | 0.898 | 1.38 | 7.37 | 242 | 5.4 | |
| 8:00 | 21.28 | 0.897 | 1.41 | 7.38 | 242 | 5.7 | |
| | | | | | | | |
| | | | | | | | |
| | | | | | | | |
| | | | | | | | |
| | | | | | | | |
| | | | | | | | |
| | | | | | | | |
| | | | | | | | |

**Wellhead Inspection:**

☑ Good ☐ Needs attention: _____

# FIELD DATA SHEET
# LOW-FLOW PURGE

Project No. CCL-01 Field Tech: P. Chang **Well ID:** DW-7

Site Name & Location: Chiquita Canyon Landfill, Valencia, CA Date: 4/22/26

Initial DTW (Date/Time): 33.31 (4/21/26 902) Syst. Vol: 866 (ml)

**Initial Setup:** Controller ID: 72 Pressure: 35 (psi) Flow: 450 (ml/min)

| | Time | Depth to Water | Flow (ml/min) | |
|---|---|---|---|---|
| Begin Purging: | 949 | 33.37 | 480 | |
| Adjust Purging: | 951 | 33.55 | 300 | (3 min) |
| Begin Scan: | 954 | 33.53 | 240 | |
| Complete Scan: | 1004 | 33.56 | 300 | |
| Collect Samples: | 1007 | | | |
| Complete Samples: | 1021 | 33.56 | 300 | |

**Field Readings:**

| Elapsed Time | Temp (deg - C) | S. Cond. (mS/cm) | DO (mg/L) | pH (st. units) | ORP | Turb (NTU) | Notes |
|---|---|---|---|---|---|---|---|
| 0:00 | 21.85 | 1.63 | 4.87 | 7.84 | 231 | 2.7 | |
| 2:00 | 21.75 | 1.71 | 2.30 | 7.97 | 227 | 2.6 | |
| 4:00 | 21.71 | 1.75 | 1.71 | 8.04 | 224 | 2.5 | |
| 6:00 | 21.78 | 1.76 | 1.07 | 8.06 | 221 | 2.3 | |
| 8:00 | 21.80 | 1.77 | 1.01 | 8.08 | 218 | 2.4 | |
| 10:00 | 21.81 | 1.78 | 0.97 | 8.08 | 216 | 2.1 | |
| | | | | | | | |
| | | | | | | | |
| | | | | | | | |
| | | | | | | | |
| | | | | | | | |
| | | | | | | | |
| | | | | | | | |

**Wellhead Inspection:**

☑ Good ☐ Needs attention: _____

# FIELD DATA SHEET
# LOW-FLOW PURGE

Project No. CCL-01 Field Tech: P. Chang **Well ID:** DW-8

Site Name & Location: Chiquita Canyon Landfill, Valencia, CA Date: 4/23/26

Initial DTW (Date/Time): 181.05 (4/2/26 755) Syst. Vol: **3036** (ml)

**Initial Setup:** Controller ID: **82** Pressure: **145** (psi) Flow: **225** (ml/min)

| | Time | Depth to Water | Flow (ml/min) |
|---|---|---|---|
| Begin Purging: | 729 | 181.10 | 240 |
| Adjust Purging: | 730 | 181.23 | 160 (1 min) |
| Begin Scan: | 749 | 181.82 | 160 |
| Complete Scan: | 757 | 182.09 | 160 |
| Collect Samples: | 800 | QCFD: 802 | |
| Complete Samples: | 826 | 182.81 | 140 |

**Field Readings:**

| Elapsed Time | Temp (deg - C) | S. Cond. (mS/cm) | DO (mg/L) | pH (st. units) | ORP | Turb (NTU) | Notes |
|---|---|---|---|---|---|---|---|
| 0400 | 20.16 | 4.91 | 2.26 | 6.84 | 134 | 6.6 | |
| 2:00 | 20.19 | 4.93 | 1.77 | 6.82 | 94 | 3.8 | |
| 4:00 | 20.29 | 4.92 | 1.42 | 6.81 | 71 | 2.3 | |
| 6:00 | 20.31 | 4.93 | 1.32 | 6.81 | 59 | 2.6 | |
| 8:00 | 20.40 | 4.92 | 1.34 | 6.81 | 44 | 2.6 | |
| | | | | | | | |
| | | | | | | | |
| | | | | | | | |
| | | | | | | | |
| | | | | | | | |
| | | | | | | | |
| | | | | | | | |
| | | | | | | | |

**Wellhead Inspection:**

☑ Good ☐ Needs attention: _____

# FIELD DATA SHEET
# LOW-FLOW PURGE

Project No. CCL-01 Field Tech: P. Chang **Well ID:** DW-9

Site Name & Location: Chiquita Canyon Landfill, Valencia, CA Date: 4/20/26

Initial DTW (Date/Time): 232.49 (4/20/26 1121) Syst. Vol: **2860** (ml)

**Initial Setup:** Controller ID: **81** Pressure: **140**(psi)(psi) Flow: **180** (ml/min)

| | Time | Depth to Water | Flow (ml/min) |
|---|---|---|---|
| Begin Purging: | 1132 | 232.49 | 300 |
| Adjust Purging: | 1134 | 232.56 | 180 (16 mL) |
| Begin Scan: | 1150 | 232.93 | 175 |
| Complete Scan: | 1156 | 232.94 | 180 |
| Collect Samples: | 1159 | | |
| Complete Samples: | 1224 | 232.94 | 170 |

**Field Readings:**

| Elapsed Time | Temp (deg - C) | S. Cond. (mS/cm) | DO (mg/L) | pH (st. units) | ORP | Turb (NTU) | Notes |
|---|---|---|---|---|---|---|---|
| 0:00 | 26.11 | 1.83 | 1.89 | 8.03 | 162 | 3.2 | |
| 2:00 | 25.99 | 1.83 | 1.64 | 8.04 | 160 | 3.1 | |
| 4:00 | 25.92 | 1.84 | 1.72 | 8.04 | 160 | 2.9 | |
| 6:00 | 25.89 | 1.84 | 1.64 | 8.05 | 159 | 3.1 | |
| | | | | | | | |
| | | | | | | | |
| | | | | | | | |
| | | | | | | | |
| | | | | | | | |
| | | | | | | | |
| | | | | | | | |
| | | | | | | | |

**Wellhead Inspection:**

☑ Good ☐ Needs attention: _____

# FIELD DATA SHEET
# LOW-FLOW PURGE

Project No. CCL-01 Field Tech: P. Chang **Well ID:** DW-12

Site Name & Location: Chiquita Canyon Landfill, Valencia, CA Date: 4/22/26

Initial DTW (Date/Time): 104.37 (4/21/26 AM) Syst. Vol: **1543** (ml)

**Initial Setup:** Controller ID: **76** Pressure: **65** (psi) Flow: **210** (ml/min)

| | Time | Depth to Water | Flow (ml/min) | |
|---|---|---|---|---|
| Begin Purging: | 841 | 104.46 | 300 | |
| Adjust Purging: | 843 | 104.58 | 200 | (8 min) |
| Begin Scan: | 851 | 104.71 | 200 | |
| Complete Scan: | 857 | 104.80 | 200 | |
| Collect Samples: | 900 | QCFB: 902 | | |
| Complete Samples: | 919 | 104.92 | 200 | |

**Field Readings:**

| Elapsed Time | Temp (deg - C) | S. Cond. (mS/cm) | DO (mg/L) | pH (st. units) | ORP | Turb (NTU) | Notes |
|---|---|---|---|---|---|---|---|
| 0:00 | 21.40 | 1.54 | 4.01 | 7.58 | 223 | 3.0 | |
| 2:00 | 21.51 | 1.55 | 3.58 | 7.74 | 219 | 2.2 | |
| 4:00 | 21.56 | 1.55 | 3.62 | 7.76 | 217 | 2.3 | |
| 6:00 | 21.63 | 1.56 | 3.59 | 7.80 | 216 | 2.2 | |
| | | | | | | | |
| | | | | | | | |
| | | | | | | | |
| | | | | | | | |
| | | | | | | | |
| | | | | | | | |
| | | | | | | | |
| | | | | | | | |
| | | | | | | | |

**Wellhead Inspection:**

☑ Good ☐ Needs attention: _____

# FIELD DATA SHEET
# LOW-FLOW PURGE

Project No. CCL-01 Field Tech: P. Chang **Well ID:** DW-14

Site Name & Location: Chiquita Canyon Landfill, Valencia, CA Date: 4/23/26

Initial DTW (Date/Time): 219.20 (4/21/26 1128) Syst. Vol: **2816** (ml)

**Initial Setup:** Controller ID: **78** Pressure: **135** (psi) Flow: **150** (ml/min)

| | Time | Depth to Water | Flow (ml/min) |
|---|---|---|---|
| Begin Purging: | 1100 | 219.15 | 280 |
| Adjust Purging: | 1103 | 219.41 | 130 (22 min) |
| Begin Scan: | 1125 | 220.18 | 130 |
| Complete Scan: | 1133 | 220.44 | 125 |
| Collect Samples: | 1137 | | |
| Complete Samples: | 1206 | 220.97 | 125 |

**Field Readings:**

| Elapsed Time | Temp (deg - C) | S. Cond. (mS/cm) | DO (mg/L) | pH (st. units) | ORP | Turb (NTU) | Notes |
|---|---|---|---|---|---|---|---|
| 0:00 | 21.48 | 0.749 | 2.01 | 8.26 | 65 | 25.4 | |
| 2:00 | 21.44 | 0.743 | 1.66 | 8.45 | 52 | 21.6 | |
| 4:00 | 21.58 | 0.740 | 1.31 | 8.55 | 44 | 20.0 | |
| 6:00 | 21.57 | 0.740 | 1.24 | 8.61 | 39 | 17.1 | |
| 8:00 | 21.46 | 0.739 | 1.19 | 8.62 | 38 | 16.5 | |
| | | | | | | | |
| | | | | | | | |
| | | | | | | | |
| | | | | | | | |
| | | | | | | | |
| | | | | | | | |
| | | | | | | | |
| | | | | | | | |

**Wellhead Inspection:**

☑ Good ☐ Needs attention: _____

# FIELD DATA SHEET
# LOW-FLOW PURGE

Project No. CCL-01 Field Tech: P. Chang **Well ID:** DW-15

Site Name & Location: Chiquita Canyon Landfill, Valencia, CA Date: 4/23/26

Initial DTW (Date/Time): 140.79 (4/21/26 1036) Syst. Vol: **1781** (ml)

**Initial Setup:** Controller ID: **74** Pressure: **90** (psi) Flow: **600** (ml/min)

| | Time | Depth to Water | Flow (ml/min) |
|---|---|---|---|
| Begin Purging: | 956 | 140.72 | 300 (6 min) |
| Adjust Purging: | — | — | — |
| Begin Scan: | 1002 | 140.81 | 300 |
| Complete Scan: | 1014 | 140.86 | 240 |
| Collect Samples: | 1017 | | |
| Complete Samples: | 1032 | 140.85 | 270 |

**Field Readings:**

| Elapsed Time | Temp (deg - C) | S. Cond. (mS/cm) | DO (mg/L) | pH (st. units) | ORP | Turb (NTU) | Notes |
|---|---|---|---|---|---|---|---|
| 0:00 | 24.76 | 2.70 | 0.24 | 6.53 | 79 | 4.8 | |
| 2:00 | 24.86 | 2.85 | 0.20 | 6.54 | 61 | 3.5 | |
| 4:00 | 24.89 | 2.92 | 0.20 | 6.63 | 20 | 3.6 | |
| 6:00 | 24.86 | 2.95 | 0.20 | 6.75 | -14 | 2.5 | |
| 8:00 | 24.82 | 2.95 | 0.20 | 6.82 | -37 | 2.4 | |
| 10:00 | 24.87 | 2.96 | 0.20 | 6.87 | -60 | 3.4 | |
| 12:00 | 24.85 | 2.97 | 0.20 | 6.88 | -68 | 2.7 | |
| | | | | | | | |
| | | | | | | | |
| | | | | | | | |
| | | | | | | | |
| | | | | | | | |
| | | | | | | | |

**Wellhead Inspection:**

☑ Good ☐ Needs attention: _____

# FIELD DATA SHEET
# LOW-FLOW PURGE

Project No. CCL-01 Field Tech: P. Chang **Well ID:** DW-16

Site Name & Location: Chiquita Canyon Landfill, Valencia, CA Date: 4/28/26

Initial DTW (Date/Time): 183.13 (4/21/26 1128) Syst. Vol: **2363** (ml)

**Initial Setup:** Controller ID: **78** Pressure: **120** (psi) Flow: **520** (ml/min)

| | Time | Depth to Water | Flow (ml/min) |
|---|---|---|---|
| Begin Purging: | 829 | 183.20 | 500 |
| Adjust Purging: | 831 | 183.29 | 300 (8 min) |
| Begin Scan: | 839 | 183.24 | 300 |
| Complete Scan: | 849 | 183.25 | 300 |
| Collect Samples: | 852 | | |
| Complete Samples: | 907 | 183.25 | 280 |

**Field Readings:**

| Elapsed Time | Temp (deg - C) | S. Cond. (mS/cm) | DO (mg/L) | pH (st. units) | ORP | Turb (NTU) | Notes |
|---|---|---|---|---|---|---|---|
| 0:00 | 23.12 | 1.32 | 1.59 | 7.84 | 204 | 26.8 | |
| 2:00 | 23.34 | 1.27 | 1.23 | 8.03 | 200 | 24.1 | |
| 4:00 | 23.30 | 1.26 | 0.90 | 8.12 | 197 | 19.6 | |
| 6:00 | 23.24 | 1.25 | 0.64 | 8.17 | 196 | 14.7 | |
| 8:00 | 23.34 | 1.24 | 0.53 | 8.18 | 194 | 11.0 | |
| 10:00 | 23.39 | 1.24 | 0.50 | 8.20 | 193 | 9.7 | |
| | | | | | | | |
| | | | | | | | |
| | | | | | | | |
| | | | | | | | |
| | | | | | | | |
| | | | | | | | |
| | | | | | | | |

**Wellhead Inspection:**

☑ Good ☐ Needs attention: _____

# FIELD DATA SHEET
# LOW-FLOW PURGE

Project No. CCL-01 Field Tech: P. Chang **Well ID:** DW-17

Site Name & Location: Chiquita Canyon Landfill, Valencia, CA Date: 4/20/26

Initial DTW (Date/Time): 141.17 (4/20/26 947) Syst. Vol: **2227** (ml)

**Initial Setup:** Controller ID: **74** Pressure: **110** (psi) Flow: **130** (ml/min)

| | Time | Depth to Water | Flow (ml/min) | |
|---|---|---|---|---|
| Begin Purging: | 950 | 141.17 | 250 | |
| Adjust Purging: | 953 | 141.44 | 130 | (17 mw) |
| Begin Scan: | 1010 | 141.70 | 120 | |
| Complete Scan: | 1018 | 141.68 | 120 | |
| Collect Samples: | 1021 | | | |
| Complete Samples: | 1057 | 141.76 | 100 | |

**Field Readings:**

| Elapsed Time | Temp (deg - C) | S. Cond. (mS/cm) | DO (mg/L) | pH (st. units) | ORP | Turb (NTU) | Notes |
|---|---|---|---|---|---|---|---|
| 0:00 | 22.24 | 1.19 | 2.44 | 8.55 | 30 | 2.7 | |
| 2:00 | 22.33 | 1.19 | 2.23 | 8.59 | 34 | 2.7 | |
| 4:00 | 22.23 | 1.19 | 1.94 | 8.61 | 36 | 3.0 | |
| 6:00 | 22.21 | 1.18 | 1.89 | 8.63 | 38 | 2.8 | |
| 8:00 | 2225 | 1.18 | 1.96 | 8.64 | 40 | 2.8 | |
| | | | | | | | |
| | | | | | | | |
| | | | | | | | |
| | | | | | | | |
| | | | | | | | |
| | | | | | | | |
| | | | | | | | |

**Wellhead Inspection:**

☑ Good ☐ Needs attention: _____

# FIELD DATA SHEET
# LOW-FLOW PURGE

Project No. CCL-01 Field Tech: P. Chang **Well ID:** DW-18

Site Name & Location: Chiquita Canyon Landfill, Valencia, CA Date: 4/22/26

Initial DTW (Date/Time): 58.56 (4/21/26 837) Syst. Vol: **1059** (ml)

**Initial Setup:** Controller ID: **72** Pressure: **40** (psi) Flow: **320** (ml/min)

| | Time | Depth to Water | Flow (ml/min) |
|---|---|---|---|
| Begin Purging: | 1159 | 58.60 | 270 (4 min) |
| Adjust Purging: | — | — | — |
| Begin Scan: | 1203 | 58.74 | 250 |
| Complete Scan: | 1215 | 58.91 | 270 |
| Collect Samples: | 1219 | | |
| Complete Samples: | 1234 | 58.95 | 250 |

**Field Readings:**

| Elapsed Time | Temp (deg - C) | S. Cond. (mS/cm) | DO (mg/L) | pH (st. units) | ORP | Turb (NTU) | Notes |
|---|---|---|---|---|---|---|---|
| 0:00 | 21.53 | 1.13 | 3.85 | 7.23 | 239 | 2.9 | |
| 2:00 | 21.23 | 1.40 | 3.13 | 7.25 | 241 | 2.4 | |
| 4:00 | 21.17 | 1.48 | 2.48 | 7.26 | 242 | 2.8 | |
| 6:00 | 21.11 | 1.51 | 2.02 | 7.29 | 242 | 2.7 | |
| 8:00 | 21.01 | 1.54 | 1.66 | 7.27 | 241 | 2.6 | |
| 10:00 | 21.05 | 1.54 | 1.58 | 7.26 | 240 | 2.9 | |
| 12:00 | 21.04 | 1.54 | 1.52 | 7.26 | 239 | 2.6 | |
| | | | | | | | |
| | | | | | | | |
| | | | | | | | |
| | | | | | | | |
| | | | | | | | |
| | | | | | | | |

**Wellhead Inspection:**

☑ Good ☐ Needs attention: _____

# FIELD DATA SHEET
# LOW-FLOW PURGE

Project No. CCL-01 Field Tech: P. Chang **Well ID:** DW-21

Site Name & Location: Chiquita Canyon Landfill, Valencia, CA Date: 4/22/26

Initial DTW (Date/Time): 60.15 (4/21/26 824) Syst. Vol: **1355** (ml)

**Initial Setup:** Controller ID: **70** Pressure: **65** (psi) Flow: **120** (ml/min)

| | Time | Depth to Water | Flow (ml/min) | |
|---|---|---|---|---|
| Begin Purging: | 1053 | 60.20 | 310 | |
| Adjust Purging: | 1055 | 60.39 | 105 | (13 min) |
| Begin Scan: | 1108 | 60.87 | 105 | |
| Complete Scan: | passive sampling | | | |
| Collect Samples: | 1111 | | | |
| Complete Samples: | 1148 | 62.13 | 100 | |

**Field Readings:**

| Elapsed Time | Temp (deg - C) | S. Cond. (mS/cm) | DO (mg/L) | pH (st. units) | ORP | Turb (NTU) | Notes |
|---|---|---|---|---|---|---|---|
| 0:00 | 20.82 | 0.805 | 2.39 | 7.50 | 213 | 4.7 | |
| | | | | | | | |
| | | | | | | | |
| | | | | | | | |
| | | | | | | | |
| | | | | | | | |
| | | | | | | | |
| | | | | | | | |
| | | | | | | | |
| | | | | | | | |
| | | | | | | | |
| | | | | | | | |
| | | | | | | | |

**Wellhead Inspection:**

☑ Good ☐ Needs attention: _____

# FIELD DATA SHEET
# LOW-FLOW PURGE

Project No. CCL-01 Field Tech: P. Chang **Well ID: DW-28**

Site Name & Location: Chiquita Canyon Landfill, Valencia, CA Date: 4/20/26

Initial DTW (Date/Time): ~~335.12~~ 332.91 (4/20/26 812) Syst. Vol: **3909** (ml)

**Initial Setup:** Controller ID: **52** Pressure: **175** (psi) Flow: **150** (ml/min)

| | Time | Depth to Water | Flow (ml/min) |
|---|---|---|---|
| Begin Purging: | 820 | ~~335.12~~ 332.91 | 100 |
| Adjust Purging: | 824 | 333.02 | 150 (26 min) |
| Begin Scan: | 850 | 333.18 | 150 |
| Complete Scan: | 854 | 333.25 | 130 |
| Collect Samples: | 857 | QCFB: 900 | |
| Complete Samples: | 929 | 333.34 | 120 |

**Field Readings:**

| Elapsed Time | Temp (deg - C) | S. Cond. (mS/cm) | DO (mg/L) | pH (st. units) | ORP | Turb (NTU) | Notes |
|---|---|---|---|---|---|---|---|
| 0:00 | 20.71 | 1.77 | 0.23 | 8.13 | -214 | 2.9 | |
| 2:00 | 20.84 | 1.77 | 0.20 | 8.16 | -216 | 2.7 | |
| 4:00 | 20.82 | 1.77 | 0.20 | 8.20 | -216 | 2.8 | |
| | | | | | | | |
| | | | | | | | |
| | | | | | | | |
| | | | | | | | |
| | | | | | | | |
| | | | | | | | |
| | | | | | | | |
| | | | | | | | |
| | | | | | | | |
| | | | | | | | |

**Wellhead Inspection:**

☑ Good ☐ Needs attention: _____

# FIELD DATA SHEET
# LOW-FLOW PURGE

Project No. CCL-01 Field Tech: P. Chang **Well ID:** DW-29

Site Name & Location: Chiquita Canyon Landfill, Valencia, CA Date: 4/20/26

Initial DTW (Date/Time): 47.70 (4/20/26 1243) Syst. Vol: **1165** (ml)

**Initial Setup:** Controller ID: **74** Pressure: **40** (psi) Flow: **350** (ml/min)

| | Time | Depth to Water | Flow (ml/min) |
|---|---|---|---|
| Begin Purging: | 1254 | 47.70 | 375 |
| Adjust Purging: | 1256 | 47.73 | 250 (5 min) |
| Begin Scan: | 1301 | 47.71 | 250 |
| Complete Scan: | 1309 | 47.72 | 260 |
| Collect Samples: | 1312 | | |
| Complete Samples: | 1328 | 47.71 | 250 |

**Field Readings:**

| Elapsed Time | Temp (deg - C) | S. Cond. (mS/cm) | DO (mg/L) | pH (st. units) | ORP | Turb (NTU) | Notes |
|---|---|---|---|---|---|---|---|
| 0:00 | 22.21 | 1.55 | 1.58 | 7.23 | 201 | 8.0 | |
| 2:00 | 21.32 | 1.52 | 0.88 | 7.17 | 201 | 8.6 | |
| 4:00 | 21.45 | 1.51 | 0.51 | 7.14 | 200 | 9.2 | |
| 6:00 | 21.40 | 1.51 | 0.62 | 7.14 | 196 | 8.0 | |
| 8:00 | 21.21 | 1.52 | 0.54 | 7.13 | 194 | 8.5 | |
| | | | | | | | |
| | | | | | | | |
| | | | | | | | |
| | | | | | | | |
| | | | | | | | |
| | | | | | | | |
| | | | | | | | |
| | | | | | | | |

**Wellhead Inspection:**

☑ Good ☐ Needs attention: _____

# FIELD DATA SHEET
# LOW-FLOW PURGE

Project No. CCL-01 Field Tech: P. Chang **Well ID:** DW-30

Site Name & Location: Chiquita Canyon Landfill, Valencia, CA Date: 4/23/26

Initial DTW (Date/Time): 140.74 (4/21/26 1032) Syst. Vol: **1842** (ml)

**Initial Setup:** Controller ID: **76** Pressure: **78** (psi) Flow: **315** (ml/min)

| | Time | Depth to Water | Flow (ml/min) | |
|---|---|---|---|---|
| Begin Purging: | 902 | 140.70 | 450 | |
| Adjust Purging: | 905 | 140.98 | 300 | (6 min) |
| Begin Scan: | 911 | 141.04 | 300 | |
| Complete Scan: | 919 | 141.09 | 280 | |
| Collect Samples: | 922 | | | |
| Complete Samples: | 938 | 141.10 | 280 | |

**Field Readings:**

| Elapsed Time | Temp (deg - C) | S. Cond. (mS/cm) | DO (mg/L) | pH (st. units) | ORP | Turb (NTU) | Notes |
|---|---|---|---|---|---|---|---|
| 0:00 | 22.24 | 1.46 | 0.25 | 7.29 | -31 | 28.1 | |
| 2:00 | 22.31 | 1.34 | 0.20 | 7.37 | -52 | 24.4 | |
| 4:00 | 22.40 | 1.28 | 0.20 | 7.44 | -70 | 24.9 | |
| 6:00 | 22.42 | 1.26 | 0.20 | 7.46 | -77 | 18.0 | |
| 8:00 | 22.45 | 1.24 | 0.20 | 7.47 | -80 | 12.2 | |
| | | | | | | | |
| | | | | | | | |
| | | | | | | | |
| | | | | | | | |
| | | | | | | | |
| | | | | | | | |
| | | | | | | | |
| | | | | | | | |

**Wellhead Inspection:**

☑ Good ☐ Needs attention: _____

# FIELD DATA SHEET
# LOW-FLOW PURGE

Project No. CCL-01 Field Tech: P. Chang **Well ID:** DW-31

Site Name & Location: Chiquita Canyon Landfill, Valencia, CA Date: 4/22/26

Initial DTW (Date/Time): 55.39 (4/21/26 834) Syst. Vol: 1068 (ml)

**Initial Setup:** Controller ID: 74 Pressure: 38 (psi) Flow: 420 (ml/min)

| | Time | Depth to Water | Flow (ml/min) |
|---|---|---|---|
| Begin Purging: | 741 | 55.44 | 120 |
| Adjust Purging: | 743 | 55.45 | 270 (4 min) |
| Begin Scan: | 747 | 55.49 | 240 |
| Complete Scan: | 759 | 55.49 | 270 |
| Collect Samples: | 802 | | |
| Complete Samples: | 815 | 55.48 | 270 |

**Field Readings:**

| Elapsed Time | Temp (deg - C) | S. Cond. (mS/cm) | DO (mg/L) | pH (st. units) | ORP | Turb (NTU) | Notes |
|---|---|---|---|---|---|---|---|
| 0:00 | 17.40 | 1.52 | 3.52 | 6.76 | 207 | 17.2 | |
| 2:00 | 17.98 | 1.51 | 2.06 | 6.67 | 217 | 21.7 | |
| 4:00 | 18.12 | 1.50 | 1.71 | 6.68 | 220 | 21.9 | |
| 6:00 | 18.19 | 1.49 | 1.46 | 6.69 | 223 | 18.7 | |
| 8:00 | 18.33 | 1.48 | 1.25 | 6.69 | 225 | 14.8 | |
| 10:00 | 18.42 | 1.48 | 1.18 | 6.69 | 226 | 9.5 | |
| 12:00 | 18.40 | 1.48 | 1.13 | 6.70 | 228 | 6.8 | |
| | | | | | | | |
| | | | | | | | |
| | | | | | | | |
| | | | | | | | |
| | | | | | | | |
| | | | | | | | |

**Wellhead Inspection:**

☑ Good ☐ Needs attention: _____

# FIELD DATA SHEET
# LOW-FLOW PURGE

Project No. CCL-01 Field Tech: P. Chang **Well ID:** PZ-4

Site Name & Location: Chiquita Canyon Landfill, Valencia, CA Date: 4/28/26

Initial DTW (Date/Time): 73.30 (4/21/26 1137) Syst. Vol: **1508** (ml)

**Initial Setup:** Controller ID: **103** Pressure: **70** (psi) Flow: **440** (ml/min)

| | Time | Depth to Water | Flow (ml/min) |
|---|---|---|---|
| Begin Purging: | 1040 | 73.21 | 520 |
| Adjust Purging: | 1042 | 74.09 | 260 (6 min) |
| Begin Scan: | 1048 | 74.18 | 260 |
| Complete Scan: | 1054 | 74.30 | 260 |
| Collect Samples: | 1058 | QCFB: 1100 | |
| Complete Samples: | 1113 | 74.37 | 250 |

**Field Readings:**

| Elapsed Time | Temp (deg - C) | S. Cond. (mS/cm) | DO (mg/L) | pH (st. units) | ORP | Turb (NTU) | Notes |
|---|---|---|---|---|---|---|---|
| 0:00 | 21.42 | 1.09 | 0.77 | 7.31 | 257 | 6.3 | |
| 2:00 | 21.13 | 1.12 | 0.22 | 7.30 | 254 | 7.0 | |
| 4:00 | 21.08 | 1.12 | 0.14 | 7.29 | 251 | 6.4 | |
| 6:00 | 21.12 | 1.12 | 0.10 | 7.30 | 248 | 6.0 | |
| | | | | | | | |
| | | | | | | | |
| | | | | | | | |
| | | | | | | | |
| | | | | | | | |
| | | | | | | | |
| | | | | | | | |
| | | | | | | | |
| | | | | | | | |

**Wellhead Inspection:**

☑ Good ☐ Needs attention: _____

# FIELD DATA SHEET
# LOW-FLOW PURGE

Project No. CCL-01 Field Tech: P. Chang **Well ID:** FP-01

Site Name & Location: Chiquita Canyon Landfill, Valencia, CA Date: 4/21/26

Initial DTW (Date/Time): 37.15 (4/21/26 912) Syst. Vol: **918** (ml)

**Initial Setup:** Controller ID: 82 Pressure: **32** (psi) Flow: 750 (ml/min)

| | Time | Depth to Water | Flow (ml/min) | |
|---|---|---|---|---|
| Begin Purging: | 924 | 37.15 | 600 | |
| Adjust Purging: | 926 | 37.18 | 350 | (3 min) |
| Begin Scan: | 930 | 37.25 | 340 | |
| Complete Scan: | 936 | 37.19 | 350 | |
| Collect Samples: | 939 | QCFB: 941 | | |
| Complete Samples: | 1001 | 37.18 | 360 | |

**Field Readings:**

| Elapsed Time | Temp (deg - C) | S. Cond. (mS/cm) | DO (mg/L) | pH (st. units) | ORP | Turb (NTU) | Notes |
|---|---|---|---|---|---|---|---|
| 0:00 | 19.24 | 1.54 | 1.26 | 6.84 | 205 | 11.9 | |
| 2:00 | 19.48 | 1.53 | 0.28 | 6.87 | 210 | 10.5 | |
| 4:00 | 1952 | 1.53 | 0.25 | 6.86 | 210 | 8.7 | |
| 6:00 | 1954 | 1.53 | 0.22 | 6.88 | 211 | 8.8 | |
| | | | | | | | |
| | | | | | | | |
| | | | | | | | |
| | | | | | | | |
| | | | | | | | |
| | | | | | | | |
| | | | | | | | |
| | | | | | | | |
| | | | | | | | |

**Wellhead Inspection:**

☑ Good ☐ Needs attention: _____

# FIELD DATA SHEET
# LOW-FLOW PURGE

Project No. CCL-01 Field Tech: P. Chang **Well ID:** DW-29

Site Name & Location: Chiquita Canyon Landfill, Valencia, CA Date: 5/21/26

Initial DTW (Date/Time): 49.29 (5/21/26 1053) Syst. Vol: **1165** (ml)

**Initial Setup:** Controller ID: **74** Pressure: **40** (psi) Flow: **350** (ml/min)

| | Time | Depth to Water | Flow (ml/min) |
|---|---|---|---|
| Begin Purging: | 1056 | 49.29 | 75 |
| Adjust Purging: | 1059 | 49.32 | 225 (5 min) |
| Begin Scan: | 1104 | 49.33 | 230 |
| Complete Scan: | 1110 | 49.34 | 225 |
| Collect Samples: | 1114 | | |
| Complete Samples: | 1132 | 49.34 | 225 |

**Field Readings:**

| Elapsed Time | Temp (deg - C) | S. Cond. (mS/cm) | DO (mg/L) | pH (st. units) | ORP | Turb (NTU) | Notes |
|---|---|---|---|---|---|---|---|
| 0:00 | 25.48 | 1.49 | 0.50 | 7.22 | 318 | 0.0 | |
| 2:00 | 23.89 | 1.53 | 0.26 | 7.27 | 315 | 0.0 | |
| 4:00 | 22.82 | 1.55 | 0.23 | 7.30 | 314 | 0.0 | |
| 6:00 | 22.86 | 1.55 | 0.20 | 7.30 | 313 | 0.0 | |
| | | | | | | | |
| | | | | | | | |
| | | | | | | | |
| | | | | | | | |
| | | | | | | | |
| | | | | | | | |
| | | | | | | | |
| | | | | | | | |
| | | | | | | | |

**Wellhead Inspection:**

☑ Good ☐ Needs attention: _____

# FIELD DATA SHEET
# LOW-FLOW PURGE

Project No. CCL-01 Field Tech: P. Chang **Well ID:** DW-31

Site Name & Location: Chiquita Canyon Landfill, Valencia, CA Date: 5/21/26

Initial DTW (Date/Time): 56.38 (5/21/26 1008) Syst. Vol: **1068** (ml)

**Initial Setup:** Controller ID: **74** Pressure: **38** (psi) Flow: **420** (ml/min)

| | Time | Depth to Water | Flow (ml/min) |
|---|---|---|---|
| Begin Purging: | 1013 | 56.38 | 120 |
| Adjust Purging: | 1015 | 56.42 | 240 (5 min) |
| Begin Scan: | 1020 | 56.42 | 240 |
| Complete Scan: | 1026 | 5644 | 250 |
| Collect Samples: | 1029 | @CFB : 1032 | |
| Complete Samples: | 1044 | 56.45 | 250 |

**Field Readings:**

| Elapsed Time | Temp (deg - C) | S. Cond. (mS/cm) | DO (mg/L) | pH (st. units) | ORP | Turb (NTU) | Notes |
|---|---|---|---|---|---|---|---|
| 0:00 | 23.94 | 1.39 | 1.25 | 6.92 | 321 | 0.0 | |
| 2:00 | 22.11 | 1.41 | 0.85 | 6.88 | 324 | 0.0 | |
| 4:00 | 22.08 | 1.39 | 0.74 | 6.86 | 325 | 0.0 | |
| 6:00 | 21.71 | 1.39 | 0.68 | 6.84 | 327 | 0.6 | |
| | | | | | | | |
| | | | | | | | |
| | | | | | | | |
| | | | | | | | |
| | | | | | | | |
| | | | | | | | |
| | | | | | | | |
| | | | | | | | |

**Wellhead Inspection:**

☑ Good ☐ Needs attention: _____

# FIELD DATA SHEET
# LOW-FLOW PURGE

Project No. CCL-01 Field Tech: P. Chang **Well ID:** FP-01

Site Name & Location: Chiquita Canyon Landfill, Valencia, CA Date: 5/21/26

Initial DTW (Date/Time): 37.98 (5/21/26 906) Syst. Vol: 918 (ml)

**Initial Setup:** Controller ID: 82 Pressure: 32 (psi) Flow: 750 (ml/min)

| | Time | Depth to Water | Flow (ml/min) | |
|---|---|---|---|---|
| Begin Purging: | 914 | 37.98 | 600 | |
| Adjust Purging: | 916 | 38.01 | 350 | (3min) |
| Begin Scan: | 919 | 38.02 | 320 | |
| Complete Scan: | 929 | 38.02 | 340 | |
| Collect Samples: | 932 | | | |
| Complete Samples: | 954 | 38.02 | 340 | |

**Field Readings:**

| Elapsed Time | Temp (deg - C) | S. Cond. (mS/cm) | DO (mg/L) | pH (st. units) | ORP | Turb (NTU) | Notes |
|---|---|---|---|---|---|---|---|
| 0:00 | 20.82 | 1.63 | 2.96 | 6.91 | 261 | 6.3 | |
| 2:00 | 20.74 | 1.64 | 1.85 | 6.86 | 275 | 5.9 | |
| 4:00 | 20.65 | 1.62 | 0.97 | 6.85 | 283 | 7.2 | |
| 6:00 | 20.61 | 1.61 | 0.43 | 6.86 | 288 | 5.7 | |
| 8:00 | 20.68 | 1.60 | 0.35 | 6.84 | 293 | 5.6 | |
| 10:00 | 20.69 | 1.60 | 0.34 | 6.84 | 296 | 5.4 | |
| | | | | | | | |
| | | | | | | | |
| | | | | | | | |
| | | | | | | | |
| | | | | | | | |
| | | | | | | | |
| | | | | | | | |

**Wellhead Inspection:**

☑ Good ☐ Needs attention: _____

# FIELD DATA SHEET
# LOW-FLOW PURGE

Project No. CCL-01 Field Tech: P. Chang **Well ID:** DW-29

Site Name & Location: Chiquita Canyon Landfill, Valencia, CA Date: 6/18/26

Initial DTW (Date/Time): 50.97 (6/18/26 1102) Syst. Vol: **1165** (ml)

**Initial Setup:** Controller ID: **74** Pressure: **40** (psi) Flow: **350** (ml/min)

| | Time | Depth to Water | Flow (ml/min) | |
|---|---|---|---|---|
| Begin Purging: | 1109 | 50.97 | 120 | |
| Adjust Purging: | 1112 | 50.98 | 270 | (5 min) |
| Begin Scan: | 1117 | 50.99 | 270 | |
| Complete Scan: | 1129 | 50.98 | 255 | |
| Collect Samples: | 1134 | QCFB : 1136 | | |
| Complete Samples: | 1148 | 50.98 | 270 | |

**Field Readings:**

| Elapsed Time | Temp (deg - C) | S. Cond. (mS/cm) | DO (mg/L) | pH (st. units) | ORP | Turb (NTU) | Notes |
|---|---|---|---|---|---|---|---|
| 0:00 | 20.70 | 1.52 | 1.71 | 7.11 | 316 | 10.3 | |
| 2:00 | 20.54 | 1.54 | 1.03 | 7.13 | 315 | 10.7 | |
| 4:00 | 20.52 | 1.54 | 0.63 | 7.13 | 316 | 9.6 | |
| 6:00 | 20.54 | 1.54 | 0.44 | 7.13 | 317 | 9.3 | |
| 8:00 | 20.55 | 1.53 | 0.28 | 7.13 | 317 | 7.8 | |
| 10:00 | 20.55 | 1.53 | 0.23 | 7.13 | 318 | 8.5 | |
| 12:00 | 20.54 | 1.53 | 0.25 | 7.13 | 318 | 9.4 | |
| | | | | | | | |
| | | | | | | | |
| | | | | | | | |
| | | | | | | | |
| | | | | | | | |
| | | | | | | | |

**Wellhead Inspection:**

☑ Good ☐ Needs attention: _____

# FIELD DATA SHEET
# LOW-FLOW PURGE

Project No. CCL-01 Field Tech: P. Chang **Well ID:** DW-31

Site Name & Location: Chiquita Canyon Landfill, Valencia, CA Date: 6/18/26

Initial DTW (Date/Time): 57.70 (6/18/26 1009) Syst. Vol: **1068** (ml)

**Initial Setup:** Controller ID: **74** Pressure: **38** (psi) Flow: **420** (ml/min)

| | Time | Depth to Water | Flow (ml/min) |
|---|---|---|---|
| Begin Purging: | 1017 | 57.70 | 150 |
| Adjust Purging: | 1018 | 57.72 | 270 (14 min) |
| Begin Scan: | 1022 | 57.73 | 270 |
| Complete Scan: | 1032 | 57.73 | 270 |
| Collect Samples: | 1035 | | |
| Complete Samples: | 1048 | 57.75 | 270 |

**Field Readings:**

| Elapsed Time | Temp (deg - C) | S. Cond. (mS/cm) | DO (mg/L) | pH (st. units) | ORP | Turb (NTU) | Notes |
|---|---|---|---|---|---|---|---|
| 0:00 | 19.92 | 1.48 | 2.58 | 6.80 | 331 | 7.1 | |
| 2:00 | 19.54 | 1.44 | 1.51 | 6.75 | 333 | 6.6 | |
| 4:00 | 19.41 | 1.43 | 0.75 | 6.73 | 334 | 6.8 | |
| 6:00 | 19.34 | 1.42 | 0.25 | 6.74 | 334 | 6.8 | |
| 8:00 | 19.29 | 1.42 | 0.22 | 6.75 | 334 | 6.9 | |
| 10:00 | 19.27 | 1.42 | 0.25 | 6.75 | 334 | 6.7 | |
| | | | | | | | |
| | | | | | | | |
| | | | | | | | |
| | | | | | | | |
| | | | | | | | |
| | | | | | | | |
| | | | | | | | |

**Wellhead Inspection:**

☑ Good ☐ Needs attention: _____

# FIELD DATA SHEET
# LOW-FLOW PURGE

Project No. CCL-01 Field Tech: P. Chang **Well ID:** FP-01

Site Name & Location: Chiquita Canyon Landfill, Valencia, CA Date: 6/18/26

Initial DTW (Date/Time): 38.67 (6/18/26 910) Syst. Vol: **918** (ml)

**Initial Setup:** Controller ID: 82 Pressure: **32** (psi) Flow: 750 (ml/min)

| | Time | Depth to Water | Flow (ml/min) |
|---|---|---|---|
| Begin Purging: | 915 | 38.67 | 600 |
| Adjust Purging: | 917 | 38.72 | 320 (3 min) |
| Begin Scan: | 920 | 38.70 | 350 |
| Complete Scan: | 932 | 38.70 | 350 |
| Collect Samples: | 935 | | |
| Complete Samples: | 953 | 38.70 | 350 |

**Field Readings:**

| Elapsed Time | Temp (deg - C) | S. Cond. (mS/cm) | DO (mg/L) | pH (st. units) | ORP | Turb (NTU) | Notes |
|---|---|---|---|---|---|---|---|
| 0:00 | 23.12 | 1.48 | ~~3.71~~ | 6.64 | 259 | 7.2 | |
| 2:00 | 22.03 | 1.51 | 2.80 | 6.58 | 269 | 7.0 | |
| 4:00 | 21.71 | 1.53 | 1.79 | 6.58 | 278 | 6.8 | |
| 6:00 | 21.21 | 1.54 | 1.08 | 6.60 | 285 | 6.5 | |
| 8:00 | 21.12 | 1.54 | 0.57 | 6.61 | 289 | 6.3 | |
| 10:00 | 20.93 | 1.54 | 0.38 | 6.62 | 291 | 6.4 | |
| 12:00 | 20.96 | 1.55 | 0.44 | 6.63 | 294 | 6.2 | |
| | | | | | | | |
| | | | | | | | |
| | | | | | | | |
| | | | | | | | |
| | | | | | | | |
| | | | | | | | |

**Wellhead Inspection:**

☑ Good ☐ Needs attention: _____

# APPENDIX B

## GROUNDWATER ELEVATIONS

# APPENDIX B
## GROUNDWATER ELEVATIONS
## Chiquita Canyon Landfill

All elevations are in feet, relative to mean sea level.

| Sample Date | DW-1 | DW-3 | DW-7 | DW-8 | DW-9 | DW-12 | DW-14 | DW-15 | DW-16 | DW-17 | DW-18 | DW-21 | DW-23 | DW-24 | DW-26 | DW-28 | DW-29 | DW-30 | DW-31 |
|---|---|---|---|---|---|---|---|---|---|---|---|---|---|---|---|---|---|---|---|
| 1/28/1986 | 920.10 | 1007.90 | -- | -- | -- | -- | -- | -- | -- | -- | -- | -- | -- | -- | -- | -- | -- | -- | -- |
| 4/2/1986 | 921.20 | 1008.70 | -- | -- | -- | -- | -- | -- | -- | -- | -- | -- | -- | -- | -- | -- | -- | -- | -- |
| 6/16/1986 | 921.40 | 1008.80 | -- | -- | -- | -- | -- | -- | -- | -- | -- | -- | -- | -- | -- | -- | -- | -- | -- |
| 9/10/1986 | 921.70 | 1008.50 | -- | -- | -- | -- | -- | -- | -- | -- | -- | -- | -- | -- | -- | -- | -- | -- | -- |
| 12/17/1986 | 922.10 | 1008.60 | -- | -- | -- | -- | -- | -- | -- | -- | -- | -- | -- | -- | -- | -- | -- | -- | -- |
| 3/24/1987 | 919.60 | 1008.70 | -- | -- | -- | -- | -- | -- | -- | -- | -- | -- | -- | -- | -- | -- | -- | -- | -- |
| 6/16/1987 | 919.30 | 1008.60 | -- | -- | -- | -- | -- | -- | -- | -- | -- | -- | -- | -- | -- | -- | -- | -- | -- |
| 9/17/1987 | 919.70 | 1008.60 | -- | -- | -- | -- | -- | -- | -- | -- | -- | -- | -- | -- | -- | -- | -- | -- | -- |
| 12/4/1987 | 918.40 | 1008.40 | -- | -- | -- | -- | -- | -- | -- | -- | -- | -- | -- | -- | -- | -- | -- | -- | -- |
| 3/18/1988 | 918.11 | 1008.30 | 926.06 | -- | -- | -- | -- | -- | -- | -- | -- | -- | -- | -- | -- | -- | -- | -- | -- |
| 6/17/1988 | 917.83 | 1008.47 | 926.05 | -- | -- | -- | -- | -- | -- | -- | -- | -- | -- | -- | -- | -- | -- | -- | -- |
| 9/15/1988 | 917.28 | 1008.09 | 924.94 | -- | -- | -- | -- | -- | -- | -- | -- | -- | -- | -- | -- | -- | -- | -- | -- |
| 10/4/1988 | 917.35 | 1008.40 | 925.00 | -- | -- | -- | -- | -- | -- | -- | -- | -- | -- | -- | -- | -- | -- | -- | -- |
| 12/5/1988 | -- | -- | -- | -- | -- | -- | -- | -- | -- | -- | -- | -- | -- | -- | -- | -- | -- | -- | -- |
| 12/6/1988 | 917.80 | 1008.11 | 925.54 | -- | -- | -- | -- | -- | -- | -- | -- | -- | -- | -- | -- | -- | -- | -- | -- |
| 12/7/1988 | -- | -- | -- | -- | -- | -- | -- | -- | -- | -- | -- | -- | -- | -- | -- | -- | -- | -- | -- |
| 3/14/1989 | 918.70 | 1009.50 | 922.40 | -- | -- | -- | -- | -- | -- | -- | -- | -- | -- | -- | -- | -- | -- | -- | -- |
| 6/8/1989 | 918.48 | 1009.38 | -- | -- | 976.94 | -- | -- | -- | -- | -- | -- | -- | -- | -- | -- | -- | -- | -- | -- |
| 6/9/1989 | -- | -- | 921.48 | -- | -- | -- | -- | -- | -- | -- | -- | -- | -- | -- | -- | -- | -- | -- | -- |
| 8/1/1989 | -- | -- | -- | 1078.49 | 977.00 | -- | -- | -- | -- | -- | -- | -- | -- | -- | -- | -- | -- | -- | -- |
| 8/2/1989 | -- | -- | 920.98 | -- | -- | -- | -- | -- | -- | -- | -- | -- | -- | -- | -- | -- | -- | -- | -- |
| 8/3/1989 | -- | 1009.29 | -- | -- | -- | -- | -- | -- | -- | -- | -- | -- | -- | -- | -- | -- | -- | -- | -- |
| 8/4/1989 | 918.36 | -- | -- | -- | -- | -- | -- | -- | -- | -- | -- | -- | -- | -- | -- | -- | -- | -- | -- |
| 9/28/1989 | -- | -- | -- | 1078.42 | 977.50 | -- | -- | -- | -- | -- | -- | -- | -- | -- | -- | -- | -- | -- | -- |
| 10/3/1989 | -- | -- | 921.08 | -- | -- | -- | -- | -- | -- | -- | -- | -- | -- | -- | -- | -- | -- | -- | -- |
| 10/4/1989 | -- | 1009.37 | -- | -- | -- | -- | -- | -- | -- | -- | -- | -- | -- | -- | -- | -- | -- | -- | -- |
| 10/6/1989 | 918.10 | -- | -- | -- | -- | -- | -- | -- | -- | -- | -- | -- | -- | -- | -- | -- | -- | -- | -- |
| 1/29/1990 | -- | -- | 921.90 | 1078.64 | 977.40 | -- | -- | -- | -- | -- | -- | -- | -- | -- | -- | -- | -- | -- | -- |
| 1/30/1990 | -- | 1008.97 | -- | -- | -- | -- | -- | -- | -- | -- | -- | -- | -- | -- | -- | -- | -- | -- | -- |
| 1/31/1990 | 917.92 | -- | -- | -- | -- | -- | -- | -- | -- | -- | -- | -- | -- | -- | -- | -- | -- | -- | -- |
| 2/27/1990 | 919.09 | 1009.14 | 922.32 | 1078.91 | 977.53 | -- | -- | -- | -- | -- | -- | -- | -- | -- | -- | -- | -- | -- | -- |
| 3/14/1990 | 918.00 | 1009.12 | 922.39 | 1078.84 | 977.54 | -- | -- | -- | -- | -- | -- | -- | -- | -- | -- | -- | -- | -- | -- |
| 4/11/1990 | -- | -- | -- | 1078.68 | 977.33 | -- | -- | -- | -- | -- | -- | -- | -- | -- | -- | -- | -- | -- | -- |
| 4/12/1990 | -- | 1008.85 | 921.92 | -- | -- | -- | -- | -- | -- | -- | -- | -- | -- | -- | -- | -- | -- | -- | -- |

# APPENDIX B
## GROUNDWATER ELEVATIONS
## Chiquita Canyon Landfill

All elevations are in feet, relative to mean sea level.

| Sample Date | DW-1 | DW-3 | DW-7 | DW-8 | DW-9 | DW-12 | DW-14 | DW-15 | DW-16 | DW-17 | DW-18 | DW-21 | DW-23 | DW-24 | DW-26 | DW-28 | DW-29 | DW-30 | DW-31 |
|---|---|---|---|---|---|---|---|---|---|---|---|---|---|---|---|---|---|---|---|
| 4/13/1990 | -- | -- | -- | -- | -- | -- | -- | -- | -- | -- | -- | -- | -- | -- | -- | -- | -- | -- | -- |
| 5/16/1990 | 919.12 | 1009.04 | 921.59 | 1078.96 | 977.68 | -- | -- | -- | -- | -- | -- | -- | -- | -- | -- | -- | -- | -- | -- |
| 6/19/1990 | 918.98 | 1009.07 | 921.36 | 1078.98 | 977.77 | -- | -- | -- | -- | -- | -- | -- | -- | -- | -- | -- | -- | -- | -- |
| 7/11/1990 | 918.56 | 1009.20 | 920.78 | 1078.64 | 977.41 | -- | -- | -- | -- | -- | -- | -- | -- | -- | -- | -- | -- | -- | -- |
| 8/17/1990 | 919.18 | 1008.88 | -- | 1078.91 | 977.61 | -- | -- | -- | -- | -- | -- | -- | -- | -- | -- | -- | -- | -- | -- |
| 9/17/1990 | -- | -- | 920.76 | -- | -- | -- | -- | -- | -- | -- | -- | -- | -- | -- | -- | -- | -- | -- | -- |
| 10/16/1990 | -- | 1008.64 | -- | 1078.68 | 977.48 | -- | -- | -- | -- | -- | -- | -- | -- | -- | -- | -- | -- | -- | -- |
| 10/17/1990 | -- | -- | 920.88 | -- | -- | -- | -- | -- | -- | -- | -- | -- | -- | -- | -- | -- | -- | -- | -- |
| 10/18/1990 | 918.49 | -- | -- | -- | -- | -- | -- | -- | -- | -- | -- | -- | -- | -- | -- | -- | -- | -- | -- |
| 12/15/1990 | 917.30 | 1008.70 | -- | 1078.87 | 977.66 | -- | -- | -- | -- | -- | -- | -- | -- | -- | -- | -- | -- | -- | -- |
| 1/21/1991 | -- | -- | -- | 1078.64 | 977.39 | -- | -- | -- | -- | -- | -- | -- | -- | -- | -- | -- | -- | -- | -- |
| 1/22/1991 | -- | -- | -- | -- | -- | -- | -- | -- | -- | -- | -- | -- | -- | -- | -- | -- | -- | -- | -- |
| 1/23/1991 | 917.00 | 1008.38 | 921.33 | -- | -- | -- | -- | -- | -- | -- | -- | -- | -- | -- | -- | -- | -- | -- | -- |
| 2/6/1991 | -- | -- | -- | -- | -- | 919.18 | -- | -- | -- | -- | -- | -- | -- | -- | -- | -- | -- | -- | -- |
| 2/19/1991 | 918.21 | 1008.45 | 921.24 | 1078.76 | 977.50 | -- | -- | -- | -- | -- | -- | -- | -- | -- | -- | -- | -- | -- | -- |
| 4/8/1991 | 918.33 | -- | 922.60 | 1078.89 | 977.71 | 919.03 | -- | -- | -- | -- | -- | -- | -- | -- | -- | -- | -- | -- | -- |
| 4/23/1991 | 918.87 | 1011.65 | 922.71 | 1078.65 | 977.33 | 918.98 | -- | -- | -- | -- | -- | -- | -- | -- | -- | -- | -- | -- | -- |
| 5/18/1991 | 919.12 | 1009.25 | 922.27 | 1078.87 | 977.57 | 918.96 | -- | -- | -- | -- | -- | -- | -- | -- | -- | -- | -- | -- | -- |
| 6/20/1991 | 918.89 | 1009.05 | 921.95 | 1078.82 | 977.52 | 919.00 | -- | -- | -- | -- | -- | -- | -- | -- | -- | -- | -- | -- | -- |
| 7/22/1991 | 918.79 | 1008.89 | 921.69 | 1078.78 | 977.55 | 916.99 | -- | -- | -- | -- | -- | -- | -- | -- | -- | -- | -- | -- | -- |
| 8/1/1991 | 918.55 | -- | 921.50 | 1078.53 | 977.23 | 918.74 | -- | -- | -- | -- | -- | -- | -- | -- | -- | -- | -- | -- | -- |
| 8/2/1991 | -- | 1008.71 | -- | -- | -- | -- | -- | -- | -- | -- | -- | -- | -- | -- | -- | -- | -- | -- | -- |
| 9/17/1991 | 918.56 | 1008.59 | 921.38 | 1078.89 | 977.73 | 918.95 | -- | -- | -- | -- | -- | -- | -- | -- | -- | -- | -- | -- | -- |
| 10/21/1991 | -- | 1008.40 | 921.17 | 1078.73 | 977.46 | 918.68 | -- | -- | -- | -- | -- | -- | -- | -- | -- | -- | -- | -- | -- |
| 10/22/1991 | 918.18 | -- | -- | -- | -- | -- | -- | -- | -- | -- | -- | -- | -- | -- | -- | -- | -- | -- | -- |
| 1/28/1992 | 918.11 | 1009.07 | 921.95 | 1078.47 | 977.38 | 918.72 | -- | -- | -- | -- | -- | -- | -- | -- | -- | -- | -- | -- | -- |
| 3/3/1992 | -- | -- | 923.05 | -- | -- | -- | -- | -- | -- | -- | -- | -- | -- | -- | -- | -- | -- | -- | -- |
| 3/16/1992 | 920.48 | -- | -- | 1078.84 | 977.20 | 919.16 | -- | -- | -- | -- | -- | -- | -- | -- | -- | -- | -- | -- | -- |
| 4/20/1992 | 921.50 | -- | 922.96 | 1078.64 | 977.50 | 918.90 | -- | -- | -- | -- | -- | -- | -- | -- | -- | -- | -- | -- | -- |
| 6/16/1992 | 920.23 | 1013.56 | 921.64 | 1078.82 | 977.80 | 918.99 | -- | -- | -- | -- | -- | -- | -- | -- | -- | -- | -- | -- | -- |
| 7/20/1992 | 921.33 | 1012.53 | 921.85 | 1078.63 | 977.78 | 918.93 | -- | -- | -- | -- | -- | -- | -- | -- | -- | -- | -- | -- | -- |
| 8/14/1992 | 920.01 | -- | 922.17 | 1078.76 | 977.82 | 919.19 | -- | -- | -- | -- | -- | -- | -- | -- | -- | -- | -- | -- | -- |
| 9/23/1992 | 921.79 | 1007.93 | 921.69 | 1078.82 | 978.00 | 918.92 | -- | -- | -- | -- | -- | -- | -- | -- | -- | -- | -- | -- | -- |
| 10/19/1992 | 921.18 | 1007.88 | 921.46 | 1078.51 | 977.64 | 918.80 | -- | -- | -- | -- | -- | -- | -- | -- | -- | -- | -- | -- | -- |

# APPENDIX B
## GROUNDWATER ELEVATIONS
## Chiquita Canyon Landfill

All elevations are in feet, relative to mean sea level.

| Sample Date | DW-1 | DW-3 | DW-7 | DW-8 | DW-9 | DW-12 | DW-14 | DW-15 | DW-16 | DW-17 | DW-18 | DW-21 | DW-23 | DW-24 | DW-26 | DW-28 | DW-29 | DW-30 | DW-31 |
|---|---|---|---|---|---|---|---|---|---|---|---|---|---|---|---|---|---|---|---|
| 11/16/1992 | 921.33 | 1007.98 | 921.69 | 1078.84 | 977.82 | 918.89 | -- | -- | -- | -- | -- | -- | -- | -- | -- | -- | -- | -- | -- |
| 12/16/1992 | 921.38 | 1007.93 | 921.99 | 1078.74 | 977.80 | 918.79 | -- | -- | -- | -- | -- | -- | -- | -- | -- | -- | -- | -- | -- |
| 1/19/1993 | 921.63 | 1007.61 | 922.67 | 1078.60 | 977.63 | 918.61 | -- | -- | -- | -- | -- | -- | -- | -- | -- | -- | -- | -- | -- |
| 3/16/1993 | 922.03 | 1007.91 | 922.69 | 1078.94 | 977.95 | 919.12 | -- | -- | -- | -- | -- | -- | -- | -- | -- | -- | -- | -- | -- |
| 3/24/1993 | -- | -- | -- | -- | -- | -- | -- | -- | -- | -- | -- | -- | -- | -- | -- | -- | -- | -- | -- |
| 4/19/1993 | 927.18 | 1007.95 | 924.05 | 1078.52 | 977.85 | 919.39 | -- | -- | -- | -- | -- | -- | -- | -- | -- | -- | -- | -- | -- |
| 5/18/1993 | 922.36 | 1007.88 | 922.99 | 1078.74 | 978.00 | 918.99 | -- | -- | -- | -- | -- | -- | -- | -- | -- | -- | -- | -- | -- |
| 6/15/1993 | 922.28 | 1008.13 | 923.24 | 1078.84 | 978.10 | 918.74 | -- | -- | -- | -- | -- | -- | -- | -- | -- | -- | -- | -- | -- |
| 7/19/1993 | 927.01 | 1008.33 | 922.61 | 1078.49 | 977.77 | 919.24 | -- | -- | -- | -- | -- | -- | -- | -- | -- | -- | -- | -- | -- |
| 8/17/1993 | 922.78 | 1008.10 | 923.24 | 1078.84 | 978.00 | 918.79 | -- | -- | -- | -- | -- | -- | -- | -- | -- | -- | -- | -- | -- |
| 9/16/1993 | 922.83 | 1008.08 | 923.24 | 1078.79 | 978.00 | 918.74 | -- | -- | -- | -- | -- | -- | -- | -- | -- | -- | -- | -- | -- |
| 10/18/1993 | 926.56 | 1008.43 | 922.64 | 1078.64 | 977.93 | 919.21 | -- | -- | -- | -- | -- | -- | -- | -- | -- | -- | -- | -- | -- |
| 11/16/1993 | 923.00 | 1008.43 | 922.69 | 1078.84 | 978.20 | 918.56 | -- | -- | -- | -- | -- | -- | -- | -- | -- | -- | -- | -- | -- |
| 12/16/1993 | 923.03 | 1008.48 | 922.59 | 1078.84 | 978.15 | 918.54 | -- | -- | -- | -- | -- | -- | -- | -- | -- | -- | -- | -- | -- |
| 1/31/1994 | 925.43 | 1007.43 | 922.54 | 1075.13 | 974.82 | 918.69 | -- | -- | -- | -- | -- | -- | -- | -- | -- | -- | -- | -- | -- |
| 2/16/1994 | 923.18 | 1008.63 | 922.69 | 1078.64 | 978.00 | 918.69 | -- | -- | -- | -- | -- | -- | -- | -- | -- | -- | -- | -- | -- |
| 3/16/1994 | 925.33 | 1007.72 | 923.26 | 1077.22 | 975.62 | 919.42 | -- | -- | -- | -- | -- | -- | -- | -- | -- | -- | -- | -- | -- |
| 4/18/1994 | 925.05 | 1007.74 | -- | 1077.30 | 976.65 | 919.35 | -- | -- | -- | -- | -- | -- | -- | -- | -- | -- | -- | -- | -- |
| 4/19/1994 | -- | -- | 923.27 | -- | -- | -- | -- | -- | -- | -- | -- | -- | -- | -- | -- | -- | -- | -- | -- |
| 5/18/1994 | 925.33 | 1007.70 | 923.24 | 1077.24 | 975.67 | 919.41 | -- | -- | -- | -- | -- | -- | -- | -- | -- | -- | -- | -- | -- |
| 7/18/1994 | 924.33 | 1007.62 | 922.13 | 1077.28 | 976.91 | 919.21 | -- | -- | -- | -- | -- | -- | -- | -- | -- | -- | -- | -- | -- |
| 10/10/1994 | 923.60 | 1007.70 | 922.14 | 1077.40 | 977.33 | 919.20 | -- | -- | -- | -- | -- | -- | -- | -- | -- | -- | -- | -- | -- |
| 12/7/1994 | -- | -- | -- | -- | -- | -- | -- | -- | -- | -- | -- | -- | -- | -- | -- | -- | -- | -- | -- |
| 1/5/1995 | 922.98 | 1007.58 | 922.04 | -- | 977.45 | 919.14 | -- | -- | -- | -- | -- | -- | -- | -- | -- | -- | -- | -- | -- |
| 2/3/1995 | 924.69 | 1007.63 | 923.48 | 1077.37 | -- | 919.25 | -- | -- | -- | -- | -- | -- | -- | -- | -- | -- | -- | -- | -- |
| 2/10/1995 | -- | 1007.64 | -- | -- | -- | -- | -- | -- | -- | -- | -- | -- | -- | -- | -- | -- | -- | -- | -- |
| 4/17/1995 | 925.99 | 1007.59 | 923.88 | 1077.57 | 977.80 | 919.48 | -- | -- | -- | -- | -- | -- | -- | -- | -- | -- | -- | -- | -- |
| 7/12/1995 | 925.82 | 1007.55 | 923.46 | 1077.47 | 978.00 | 919.72 | -- | -- | -- | -- | -- | -- | -- | -- | -- | -- | -- | -- | -- |
| 10/11/1995 | -- | -- | -- | -- | -- | -- | -- | -- | -- | -- | -- | -- | -- | -- | -- | -- | -- | -- | -- |
| 10/12/1995 | 925.41 | 1007.73 | 922.09 | 1077.55 | 978.12 | 919.89 | -- | -- | -- | -- | -- | -- | -- | -- | -- | -- | -- | -- | -- |
| 1/9/1996 | 924.44 | 1007.66 | 923.07 | 1077.45 | 978.20 | 919.66 | -- | -- | -- | -- | -- | -- | -- | -- | -- | -- | -- | -- | -- |
| 2/13/1996 | 923.65 | 1007.29 | 922.40 | -- | 977.88 | 919.26 | -- | -- | -- | -- | -- | -- | -- | -- | -- | -- | -- | -- | -- |
| 2/14/1996 | -- | -- | -- | 1077.39 | -- | -- | -- | -- | -- | -- | -- | -- | -- | -- | -- | -- | -- | -- | -- |
| 4/8/1996 | 924.51 | 1007.66 | 923.00 | 1077.54 | 978.26 | 919.56 | -- | -- | -- | -- | -- | -- | -- | -- | -- | -- | -- | -- | -- |

# APPENDIX B
## GROUNDWATER ELEVATIONS
## Chiquita Canyon Landfill

All elevations are in feet, relative to mean sea level.

| Sample Date | DW-1 | DW-3 | DW-7 | DW-8 | DW-9 | DW-12 | DW-14 | DW-15 | DW-16 | DW-17 | DW-18 | DW-21 | DW-23 | DW-24 | DW-26 | DW-28 | DW-29 | DW-30 | DW-31 |
|---|---|---|---|---|---|---|---|---|---|---|---|---|---|---|---|---|---|---|---|
| 5/24/1996 | -- | -- | -- | -- | -- | -- | 1020.39 | -- | -- | -- | -- | -- | -- | -- | -- | -- | -- | -- | -- |
| 7/8/1996 | 924.03 | 1007.37 | 921.75 | 1077.63 | 978.23 | 919.46 | 1020.79 | -- | -- | -- | -- | -- | -- | -- | -- | -- | -- | -- | -- |
| 10/9/1996 | 923.24 | 1007.24 | 921.55 | 1077.52 | 978.37 | 919.21 | 1021.05 | -- | -- | -- | -- | -- | -- | -- | -- | -- | -- | -- | -- |
| 1/29/1997 | 924.07 | 1007.26 | 922.65 | 1077.50 | 978.47 | 919.23 | 1020.87 | -- | -- | -- | -- | -- | -- | -- | -- | -- | -- | -- | -- |
| 4/8/1997 | 925.37 | 1007.22 | 922.34 | 1077.59 | 978.72 | 919.26 | 1021.01 | -- | -- | -- | -- | -- | -- | -- | -- | -- | -- | -- | -- |
| 4/11/1997 | -- | -- | -- | -- | -- | -- | -- | -- | -- | -- | -- | -- | -- | -- | -- | -- | -- | -- | -- |
| 7/7/1997 | 924.66 | 1007.25 | 920.22 | 1077.67 | 978.91 | 918.80 | 1021.07 | -- | -- | -- | -- | -- | -- | -- | -- | -- | -- | -- | -- |
| 10/7/1997 | 923.79 | 1007.12 | 920.08 | 1077.49 | 978.86 | 918.58 | 1020.97 | -- | -- | -- | -- | -- | -- | -- | -- | -- | -- | -- | -- |
| 1/19/1998 | 923.90 | 1007.23 | 921.70 | 1073.51 | 975.04 | 918.69 | -- | -- | -- | -- | -- | -- | -- | -- | -- | -- | -- | -- | -- |
| 4/22/1998 | 931.00 | 1006.98 | 922.25 | 1077.48 | 979.04 | 918.81 | 1020.79 | -- | -- | -- | -- | -- | -- | -- | -- | -- | -- | -- | -- |
| 7/22/1998 | 931.41 | 1007.62 | 921.25 | 1077.84 | 979.61 | 918.86 | 1020.88 | -- | -- | -- | -- | -- | -- | -- | -- | -- | -- | -- | -- |
| 10/19/1998 | 930.34 | 1007.94 | 921.25 | 1077.87 | 979.18 | 918.86 | 1020.72 | -- | -- | -- | -- | -- | -- | -- | -- | -- | -- | -- | -- |
| 1/22/1999 | 929.54 | 1008.17 | 921.03 | 1077.96 | 978.51 | 918.66 | 1020.82 | -- | -- | -- | -- | -- | -- | -- | -- | -- | -- | -- | -- |
| 4/16/1999 | 928.79 | 1008.17 | 921.75 | 1077.84 | 979.46 | 918.91 | 1020.67 | -- | -- | -- | -- | -- | -- | -- | -- | -- | -- | -- | -- |
| 7/26/1999 | 927.84 | 1008.62 | 919.69 | 1078.19 | 978.81 | 918.41 | 1020.92 | -- | -- | -- | -- | -- | -- | -- | -- | -- | -- | -- | -- |
| 7/29/1999 | -- | -- | -- | -- | -- | -- | -- | -- | -- | -- | -- | -- | -- | -- | -- | -- | -- | -- | -- |
| 10/19/1999 | 927.91 | 1008.97 | 921.45 | 1077.94 | 978.81 | 918.06 | 1020.52 | -- | -- | -- | -- | -- | -- | -- | -- | -- | -- | -- | -- |
| 1/24/2000 | 925.62 | -- | -- | -- | -- | -- | -- | -- | -- | -- | -- | -- | -- | -- | -- | -- | -- | -- | -- |
| 1/25/2000 | -- | -- | -- | -- | -- | -- | -- | -- | -- | -- | -- | -- | -- | -- | -- | -- | -- | -- | -- |
| 2/2/2000 | -- | 1008.67 | 920.48 | -- | -- | -- | -- | -- | -- | -- | 922.28 | 919.53 | -- | -- | -- | -- | -- | -- | -- |
| 2/3/2000 | -- | -- | -- | 1077.74 | 978.61 | 918.11 | 1020.72 | -- | -- | -- | -- | -- | -- | -- | -- | -- | -- | -- | -- |
| 5/1/2000 | 926.10 | 1009.07 | 920.60 | 1078.22 | 980.44 | 918.31 | 1020.93 | -- | -- | -- | 927.22 | 920.83 | -- | -- | -- | -- | -- | -- | -- |
| 7/21/2000 | 926.01 | 1010.13 | 919.58 | 1078.06 | 979.78 | 918.05 | 1020.73 | -- | -- | -- | 924.84 | 920.25 | -- | -- | -- | -- | -- | -- | -- |
| 10/19/2000 | 924.86 | 1009.08 | 919.14 | 1077.98 | 980.27 | 917.83 | 1020.58 | -- | -- | -- | 922.80 | 919.46 | -- | -- | -- | -- | -- | -- | -- |
| 1/22/2001 | 923.92 | 1009.05 | 919.76 | 1078.06 | 980.35 | 917.82 | 1020.50 | -- | -- | -- | 921.59 | 918.81 | -- | -- | -- | -- | -- | -- | -- |
| 4/16/2001 | 930.88 | 1008.64 | 921.27 | 1078.12 | 980.46 | 918.14 | 1020.45 | -- | -- | -- | 929.42 | 921.97 | -- | -- | -- | -- | -- | -- | -- |
| 7/13/2001 | 926.92 | 1009.04 | 919.80 | 1078.16 | 980.62 | 918.51 | 1020.44 | -- | -- | -- | 925.68 | 921.19 | -- | -- | -- | -- | -- | -- | -- |
| 10/5/2001 | 926.17 | 1008.97 | 919.32 | 1078.19 | 980.68 | 918.52 | 1020.36 | -- | -- | -- | 923.88 | 920.72 | -- | -- | -- | -- | -- | -- | -- |
| 1/18/2002 | 925.18 | 1009.02 | 919.55 | 1078.47 | 981.01 | 918.61 | 1020.52 | -- | -- | -- | 923.18 | 919.91 | -- | -- | -- | -- | -- | -- | -- |
| 4/5/2002 | 924.40 | 1009.01 | 919.15 | 1078.57 | 981.17 | 918.51 | 1020.49 | -- | -- | -- | 922.51 | 919.41 | -- | -- | -- | -- | -- | -- | -- |
| 7/8/2002 | 923.07 | 1011.45 | 924.19 | -- | 983.84 | 921.10 | 1022.39 | -- | -- | -- | 924.37 | 921.55 | -- | -- | -- | -- | -- | -- | -- |
| 10/7/2002 | 923.11 | 1011.57 | 921.30 | 1080.88 | 984.28 | 920.95 | 1022.69 | -- | -- | -- | 923.83 | 921.51 | -- | -- | -- | -- | -- | -- | -- |
| 1/13/2003 | -- | 1011.62 | 922.62 | 1080.88 | 984.04 | 920.86 | 1022.10 | 973.21 | 993.70 | 1043.76 | 924.15 | 921.44 | -- | -- | -- | -- | -- | -- | -- |
| 4/7/2003 | 929.32 | 1011.17 | 923.03 | 1080.75 | 983.16 | 920.80 | 1022.50 | 972.80 | 993.45 | 1043.95 | 924.97 | 924.14 | -- | -- | -- | -- | -- | -- | -- |

# APPENDIX B
## GROUNDWATER ELEVATIONS
## Chiquita Canyon Landfill

All elevations are in feet, relative to mean sea level.

| Sample Date | DW-1 | DW-3 | DW-7 | DW-8 | DW-9 | DW-12 | DW-14 | DW-15 | DW-16 | DW-17 | DW-18 | DW-21 | DW-23 | DW-24 | DW-26 | DW-28 | DW-29 | DW-30 | DW-31 |
|---|---|---|---|---|---|---|---|---|---|---|---|---|---|---|---|---|---|---|---|
| 7/15/2003 | 929.34 | 1011.19 | 923.27 | -- | 985.94 | 920.99 | 1022.63 | 972.96 | 993.80 | 1044.63 | 925.46 | 923.83 | 1025.43 | 1060.77 | -- | -- | -- | -- | -- |
| 7/23/2003 | -- | -- | -- | 1079.42 | -- | -- | -- | -- | -- | -- | -- | -- | -- | -- | -- | -- | -- | -- | -- |
| 9/11/2003 | -- | -- | -- | -- | -- | -- | 1022.39 | -- | -- | -- | -- | -- | -- | -- | -- | -- | -- | -- | -- |
| 10/13/2003 | 928.35 | 1011.06 | 922.05 | 1079.80 | 985.47 | 920.66 | 1022.40 | 972.68 | 993.67 | 1044.67 | 924.75 | 922.83 | 1025.22 | 1060.38 | -- | -- | -- | -- | -- |
| 1/12/2004 | 929.11 | 1010.97 | 922.24 | 1079.92 | 985.10 | 920.57 | 1022.23 | 972.52 | 993.57 | 1044.75 | 924.86 | 924.75 | -- | 1060.11 | -- | -- | -- | -- | -- |
| 1/15/2004 | -- | -- | -- | -- | -- | -- | -- | -- | -- | -- | -- | -- | 1025.32 | -- | -- | -- | -- | -- | -- |
| 4/19/2004 | 928.81 | 1010.99 | 922.31 | 1079.90 | 984.92 | 920.56 | 1022.06 | 972.29 | 993.44 | 1044.70 | 925.15 | 923.70 | 1025.02 | 1059.07 | -- | -- | -- | -- | -- |
| 7/9/2004 | 927.42 | 1010.93 | 921.95 | 1080.26 | 985.32 | 920.58 | 1022.21 | 972.44 | 993.71 | 1044.95 | 924.28 | 922.48 | 1025.11 | 1059.10 | -- | -- | -- | -- | -- |
| 10/6/2004 | 925.97 | 1010.84 | 922.16 | 1080.21 | 985.23 | 920.49 | 1022.21 | 972.32 | 993.77 | 1044.99 | 923.44 | 921.44 | 1025.05 | 1059.11 | -- | -- | -- | -- | -- |
| 11/10/2004 | 926.37 | 1010.77 | 923.14 | 1080.14 | 985.14 | 920.63 | 1022.01 | 972.24 | 993.68 | 1044.92 | 923.45 | 921.99 | 1025.03 | 1058.88 | -- | -- | -- | -- | -- |
| 12/3/2004 | -- | -- | -- | -- | -- | -- | -- | -- | -- | -- | -- | -- | -- | -- | -- | -- | -- | -- | -- |
| 12/7/2004 | -- | -- | -- | -- | -- | -- | -- | -- | -- | -- | -- | -- | -- | -- | -- | -- | -- | -- | -- |
| 12/9/2004 | 926.18 | 1010.62 | 922.97 | 1080.17 | 985.19 | 920.53 | 1021.89 | 972.13 | 993.55 | 1044.76 | 923.33 | 921.67 | 1024.87 | 1058.76 | -- | -- | -- | -- | -- |
| 12/15/2004 | -- | -- | -- | -- | -- | -- | -- | -- | -- | -- | -- | -- | -- | -- | 1078.71 | -- | -- | -- | -- |
| 12/16/2004 | 926.06 | -- | 922.97 | -- | -- | 920.42 | -- | 972.02 | 993.47 | -- | 923.18 | 921.60 | -- | -- | -- | -- | -- | -- | -- |
| 12/23/2004 | 926.16 | -- | 923.00 | -- | -- | 920.48 | -- | 972.10 | 993.56 | -- | 923.27 | 921.85 | -- | -- | -- | -- | -- | -- | -- |
| 12/30/2004 | 926.35 | -- | 923.27 | -- | -- | 920.51 | -- | 972.11 | 993.55 | -- | 923.30 | 922.05 | -- | -- | -- | -- | -- | -- | -- |
| 1/6/2005 | 927.25 | -- | 923.99 | -- | -- | 920.79 | -- | 972.27 | 993.73 | -- | 923.59 | 922.45 | -- | -- | -- | -- | -- | -- | -- |
| 1/14/2005 | 929.59 | 1010.70 | 925.04 | 1080.18 | 985.29 | 920.89 | 1022.01 | 972.16 | 993.61 | 1044.88 | 923.79 | 923.26 | 1024.99 | 1058.81 | 1079.68 | -- | -- | -- | -- |
| 1/21/2005 | 933.15 | -- | 925.37 | -- | -- | 921.01 | -- | 972.31 | 993.75 | -- | 924.20 | 924.17 | -- | -- | -- | -- | -- | -- | -- |
| 1/28/2005 | 931.89 | -- | 925.23 | -- | -- | 920.98 | -- | 972.22 | 993.63 | -- | 924.59 | 924.78 | -- | -- | -- | -- | -- | -- | -- |
| 2/4/2005 | 933.88 | -- | 924.96 | -- | -- | 921.05 | -- | 972.26 | 993.67 | -- | 924.98 | 925.14 | -- | -- | -- | -- | -- | -- | -- |
| 2/10/2005 | 932.64 | 1010.76 | 924.81 | 1080.33 | 985.49 | 921.24 | 1022.23 | 972.44 | 993.82 | 1045.14 | 925.39 | 925.41 | 1024.99 | 1058.82 | 1079.93 | -- | -- | -- | -- |
| 2/18/2005 | 932.99 | -- | 924.78 | -- | -- | 921.39 | -- | 972.51 | 993.85 | -- | 925.66 | 925.62 | -- | -- | -- | -- | -- | -- | -- |
| 2/25/2005 | 933.62 | -- | 925.52 | -- | -- | 921.49 | -- | 972.35 | 993.71 | -- | 925.91 | 925.76 | -- | -- | -- | -- | -- | -- | -- |
| 3/4/2005 | 934.46 | -- | 926.10 | -- | -- | 921.81 | -- | 972.45 | 993.77 | -- | 926.11 | 926.11 | -- | -- | -- | -- | -- | -- | -- |
| 3/11/2005 | 934.90 | 1010.81 | 926.07 | 1080.46 | 985.54 | 922.01 | 1022.14 | 972.50 | 993.81 | 1045.15 | 926.38 | 926.46 | 1025.00 | 1058.85 | 1080.26 | -- | -- | -- | -- |
| 3/18/2005 | 935.12 | -- | 925.82 | -- | -- | 922.29 | -- | 972.52 | 993.83 | -- | 926.70 | 926.80 | -- | -- | -- | -- | -- | -- | -- |
| 3/25/2005 | 935.22 | -- | 925.45 | -- | -- | 922.41 | -- | 972.39 | 993.70 | -- | 926.87 | 926.97 | -- | -- | -- | -- | -- | -- | -- |
| 4/1/2005 | 935.40 | -- | 925.27 | -- | -- | 922.71 | -- | 972.50 | 993.82 | -- | 927.20 | 927.13 | -- | -- | -- | -- | -- | -- | -- |
| 4/8/2005 | 935.39 | -- | 924.99 | -- | -- | 922.66 | -- | 972.56 | 993.86 | -- | 927.36 | 927.27 | -- | -- | -- | -- | -- | -- | -- |
| 4/15/2005 | 935.35 | -- | 924.86 | -- | -- | 922.81 | -- | 972.56 | 993.87 | -- | 927.58 | 927.31 | -- | -- | -- | -- | -- | -- | -- |
| 4/20/2005 | 935.23 | 1011.89 | 924.66 | 1080.46 | 985.45 | 923.05 | 1022.02 | 972.48 | 993.78 | 1045.14 | 927.63 | 927.26 | 1025.20 | 1058.72 | 1080.66 | -- | -- | -- | -- |
| 4/28/2005 | 935.06 | -- | 924.46 | -- | -- | 923.30 | -- | 972.59 | 993.86 | -- | 927.83 | 927.25 | -- | -- | -- | -- | -- | -- | -- |

# APPENDIX B
## GROUNDWATER ELEVATIONS
## Chiquita Canyon Landfill

All elevations are in feet, relative to mean sea level.

| Sample Date | DW-1 | DW-3 | DW-7 | DW-8 | DW-9 | DW-12 | DW-14 | DW-15 | DW-16 | DW-17 | DW-18 | DW-21 | DW-23 | DW-24 | DW-26 | DW-28 | DW-29 | DW-30 | DW-31 |
|---|---|---|---|---|---|---|---|---|---|---|---|---|---|---|---|---|---|---|---|
| 5/6/2005 | 935.10 | -- | 924.40 | -- | -- | 923.42 | -- | 972.60 | 993.86 | -- | 927.90 | 927.23 | -- | -- | -- | -- | -- | -- | -- |
| 5/17/2005 | 934.96 | 1012.42 | 924.42 | 1080.55 | 985.66 | 923.66 | 1022.19 | 972.67 | 993.93 | 1045.39 | 928.05 | 927.21 | 1025.64 | 1058.84 | 1080.92 | -- | -- | -- | -- |
| 5/20/2005 | 934.90 | -- | 924.38 | -- | -- | 923.70 | -- | 972.69 | 993.92 | -- | 928.06 | 927.15 | -- | -- | -- | -- | -- | -- | -- |
| 5/27/2005 | 934.76 | -- | 924.27 | -- | -- | 923.76 | -- | 972.69 | 993.96 | -- | 928.10 | 927.12 | -- | -- | -- | -- | -- | -- | -- |
| 6/3/2005 | 934.61 | -- | 924.19 | -- | -- | 923.79 | -- | 972.70 | 993.93 | -- | 928.12 | 927.04 | -- | -- | -- | -- | -- | -- | -- |
| 6/10/2005 | 934.45 | 1012.72 | 924.03 | 1080.55 | 985.60 | 923.90 | 1022.13 | 972.76 | 993.99 | 1045.56 | 928.14 | 926.98 | 1025.85 | 1058.80 | 1081.30 | -- | -- | -- | -- |
| 7/8/2005 | 933.85 | 1012.94 | 923.42 | 1080.30 | 985.51 | 924.02 | 1022.02 | 972.73 | 993.93 | 1045.69 | 928.00 | 926.66 | 1026.04 | 1058.77 | 1081.43 | -- | -- | -- | -- |
| 7/15/2005 | -- | -- | -- | -- | -- | -- | -- | -- | -- | -- | -- | -- | -- | -- | -- | -- | -- | -- | -- |
| 8/9/2005 | 933.36 | 1013.11 | 922.80 | 1080.84 | 985.54 | 924.14 | 1022.02 | 972.80 | 993.94 | 1045.93 | 927.80 | 926.41 | 1026.47 | 1058.75 | 1081.67 | -- | -- | -- | -- |
| 9/9/2005 | 932.81 | 1013.29 | 922.40 | 1080.71 | 985.56 | 924.19 | 1022.03 | 972.80 | 993.87 | 1046.15 | 927.56 | 926.07 | -- | 1058.73 | 1081.91 | -- | -- | -- | -- |
| 10/14/2005 | 932.30 | 1013.55 | 922.34 | 1080.54 | 985.59 | 924.12 | 1022.02 | 972.90 | 993.94 | 1046.35 | 927.36 | 925.81 | 1027.02 | 1058.64 | 1082.18 | -- | -- | -- | -- |
| 11/21/2005 | 932.10 | 1013.64 | 922.46 | 1080.48 | 985.41 | 924.12 | 1021.87 | 972.79 | 993.72 | 1046.39 | 927.29 | 926.01 | 1027.38 | 1058.75 | 1082.35 | -- | -- | -- | -- |
| 12/9/2005 | 931.85 | 1013.77 | 922.60 | 1080.45 | 985.51 | 924.09 | 1021.92 | 972.74 | 993.85 | 1046.49 | 927.16 | 925.85 | 1027.28 | 1058.66 | 1082.45 | -- | -- | -- | -- |
| 1/13/2006 | 931.83 | 1014.00 | 922.57 | 1080.69 | 985.77 | 924.04 | 1022.11 | 972.95 | 993.96 | 1046.75 | 927.25 | 926.03 | 1027.36 | 1058.69 | 1082.86 | -- | -- | -- | -- |
| 2/10/2006 | 931.44 | 1013.91 | 922.76 | 1080.67 | 985.64 | 923.89 | 1021.99 | 972.80 | 993.75 | 1046.63 | 926.97 | 925.60 | 1027.19 | 1058.59 | 1082.87 | -- | -- | -- | -- |
| 3/9/2006 | 931.61 | 1014.27 | 923.59 | 1080.83 | 985.91 | 924.21 | 1022.29 | 973.11 | 994.12 | 1047.04 | 927.14 | 925.85 | 1027.56 | 1058.88 | 1083.35 | -- | -- | -- | -- |
| 4/24/2006 | 932.11 | 1014.31 | 923.81 | 1080.87 | 985.76 | 923.85 | 1022.02 | 972.71 | 993.73 | 1046.78 | 927.17 | 926.02 | 1027.30 | 1058.57 | 1083.39 | -- | -- | -- | -- |
| 5/10/2006 | 932.21 | 1014.37 | 923.68 | 1080.95 | 985.94 | 923.89 | 1022.15 | 972.90 | 993.85 | 1046.97 | 927.37 | 926.12 | 1027.30 | 1058.57 | 1083.53 | -- | -- | -- | -- |
| 6/13/2006 | 931.87 | 1014.41 | 923.62 | 1080.82 | 985.92 | 923.74 | 1022.01 | 972.71 | 993.72 | 1046.89 | 927.05 | 925.72 | 1027.21 | 1058.51 | 1083.58 | -- | -- | -- | -- |
| 7/6/2006 | 931.57 | 1014.56 | 922.76 | 1080.86 | 985.90 | 923.72 | 1022.07 | 972.76 | 993.81 | 1047.02 | 926.95 | 925.49 | 1027.30 | 1058.60 | 1083.73 | -- | -- | -- | -- |
| 8/9/2006 | 931.13 | 1014.65 | -- | 1080.91 | 986.00 | -- | 1022.10 | 972.83 | 993.87 | 1047.14 | 926.78 | 925.10 | 1027.35 | 1058.56 | 1083.78 | -- | -- | -- | -- |
| 9/8/2006 | -- | -- | -- | -- | -- | -- | 1022.12 | -- | 993.87 | 1047.14 | -- | -- | 1027.28 | 1058.56 | -- | -- | -- | -- | -- |
| 10/9/2006 | 930.23 | 1014.76 | 921.32 | 1080.81 | 985.87 | 923.30 | 1022.02 | 972.77 | 993.74 | 1047.20 | 926.23 | 923.38 | 1027.31 | 1058.45 | 1083.91 | -- | -- | -- | -- |
| 11/14/2006 | 929.69 | 1014.88 | 921.57 | 1080.97 | 986.04 | 923.05 | 1022.10 | 972.76 | 993.91 | 1047.22 | 925.90 | 923.93 | 1027.30 | 1058.51 | 1084.03 | -- | -- | -- | -- |
| 12/7/2006 | 929.26 | 1014.86 | 921.66 | 1080.93 | 985.88 | 922.99 | 1021.92 | 972.71 | 993.90 | 1047.21 | 925.54 | 923.61 | 1027.30 | 1058.50 | 1084.05 | -- | -- | -- | -- |
| 1/15/2007 | 928.80 | 1014.80 | 921.64 | 1080.91 | 985.82 | 922.49 | 1021.77 | 972.41 | 993.63 | 1046.93 | 925.14 | 923.41 | 1027.10 | 1058.22 | 1084.01 | -- | -- | -- | -- |
| 2/21/2007 | 928.83 | 1014.96 | 921.83 | 1081.12 | 986.09 | 922.66 | 1022.02 | 972.48 | 993.70 | 1047.13 | 925.32 | 923.89 | 1027.33 | 1058.41 | 1084.35 | -- | -- | -- | -- |
| 3/14/2007 | 929.16 | 1014.98 | 921.37 | 1081.13 | 986.14 | 922.68 | 1022.06 | 972.49 | 993.71 | 1047.16 | 925.47 | 924.44 | 1027.35 | 1058.42 | 1084.44 | -- | -- | -- | -- |
| 4/17/2007 | 928.61 | 1014.98 | 920.90 | 1081.02 | 986.12 | 922.22 | 1021.94 | 972.33 | 993.58 | 1047.08 | 925.18 | 923.63 | 1027.24 | 1058.25 | 1084.38 | -- | -- | -- | -- |
| 5/11/2007 | 928.32 | 1015.12 | 920.90 | 1081.14 | 986.33 | 922.19 | 1022.07 | 972.51 | 993.75 | 1047.26 | 925.05 | 923.37 | 1027.37 | 1058.37 | 1084.56 | -- | -- | -- | -- |
| 6/8/2007 | 927.97 | 1015.19 | 920.88 | 1081.24 | 986.48 | 922.13 | 1022.20 | 972.53 | 993.79 | 1047.33 | 924.84 | 922.97 | 1027.48 | 1058.47 | 1084.86 | -- | -- | -- | -- |
| 7/7/2007 | 927.56 | 1015.18 | 920.61 | 1081.34 | 986.49 | 922.00 | 1022.14 | 972.49 | 993.77 | 1047.35 | 924.57 | 922.73 | 1027.52 | 1058.39 | 1084.71 | -- | -- | -- | -- |
| 8/10/2007 | 927.17 | 1015.20 | 920.17 | 1081.22 | 986.49 | 921.78 | 1022.09 | 972.46 | 993.70 | 1047.27 | 924.34 | 922.51 | 1027.58 | 1058.35 | 1084.72 | -- | -- | -- | -- |
| 9/10/2007 | 926.84 | 1015.17 | 920.62 | 1081.40 | 986.47 | 921.66 | 1022.03 | 972.29 | 993.61 | 1047.20 | 924.07 | 922.27 | 1027.55 | 1058.27 | 1084.72 | -- | -- | -- | -- |

# APPENDIX B
## GROUNDWATER ELEVATIONS
## Chiquita Canyon Landfill

All elevations are in feet, relative to mean sea level.

| Sample Date | DW-1 | DW-3 | DW-7 | DW-8 | DW-9 | DW-12 | DW-14 | DW-15 | DW-16 | DW-17 | DW-18 | DW-21 | DW-23 | DW-24 | DW-26 | DW-28 | DW-29 | DW-30 | DW-31 |
|---|---|---|---|---|---|---|---|---|---|---|---|---|---|---|---|---|---|---|---|
| 10/12/2007 | 926.50 | 1015.27 | 920.89 | 1081.58 | 986.63 | 921.72 | 1022.17 | 972.43 | 993.76 | 1047.37 | 923.91 | 921.90 | 1027.75 | 1058.42 | 1084.91 | -- | -- | -- | -- |
| 11/8/2007 | 926.20 | 1015.21 | 920.98 | 1081.42 | 986.53 | 921.47 | 1022.06 | 972.32 | 993.68 | 1047.24 | 923.63 | 921.60 | 1026.66 | 1058.27 | 1084.84 | -- | -- | -- | -- |
| 12/14/2007 | 925.73 | 1015.26 | 921.48 | 1081.32 | 986.37 | 921.48 | 1022.05 | 972.13 | 993.53 | 1047.32 | 923.22 | 921.42 | 1026.98 | 1058.22 | 1085.01 | -- | -- | -- | -- |
| 1/15/2008 | 927.12 | 1015.31 | 922.08 | 1081.63 | 986.75 | 921.58 | 1021.98 | 972.42 | 993.84 | 1047.39 | 924.05 | 923.05 | 1027.96 | 1058.31 | 1085.10 | -- | -- | -- | -- |
| 2/26/2008 | 928.60 | 1015.20 | 921.92 | 1081.54 | 986.66 | 921.28 | 1021.85 | 972.11 | 993.58 | 1047.23 | 924.65 | 923.79 | 1027.90 | 1058.17 | 1085.15 | -- | -- | -- | -- |
| 3/18/2008 | 928.69 | 1015.25 | 921.89 | 1081.70 | 986.65 | 921.19 | 1021.89 | 971.98 | 993.46 | 1047.13 | 924.69 | 923.77 | 1027.90 | 1058.13 | 1085.18 | -- | -- | -- | -- |
| 4/8/2008 | 928.44 | 1015.37 | 921.50 | 1081.82 | 986.91 | 921.32 | 1022.12 | 972.25 | 993.73 | 1047.46 | 924.77 | 923.29 | 1028.15 | 1058.32 | 1085.41 | -- | -- | -- | -- |
| 5/9/2008 | 927.76 | 1015.37 | 920.33 | 1081.48 | 986.96 | 921.10 | 1022.14 | 972.19 | 993.63 | 1047.40 | 924.32 | 922.56 | 1026.66 | 1058.29 | 1085.41 | -- | -- | -- | -- |
| 6/17/2008 | 926.98 | 1015.27 | 920.26 | 1081.68 | 986.94 | 920.86 | 1022.03 | 972.07 | 993.55 | 1047.29 | 923.78 | 921.78 | 1028.18 | 1058.15 | 1085.38 | -- | -- | -- | -- |
| 7/9/2008 | 926.62 | 1015.32 | 920.44 | 1081.93 | 987.17 | 920.80 | 1022.17 | 972.16 | 993.63 | 1047.43 | 923.57 | 921.46 | 1028.40 | 1058.26 | 1085.50 | -- | -- | -- | -- |
| 8/13/2008 | 925.94 | 1015.33 | 920.02 | 1081.87 | 987.14 | 920.71 | 1022.12 | 972.11 | 993.63 | 1047.44 | 923.19 | 921.02 | 1028.40 | 1058.26 | 1085.53 | -- | -- | -- | -- |
| 9/10/2008 | 925.58 | 1015.30 | 919.75 | 1081.91 | 987.15 | 920.56 | 1022.06 | 972.02 | 993.52 | 1047.37 | 922.91 | 920.68 | 1028.28 | 1058.14 | 1085.49 | -- | -- | -- | -- |
| 10/13/2008 | 925.20 | 1015.09 | 919.93 | 1081.56 | 986.76 | 920.25 | 1021.67 | 971.67 | 993.26 | 1047.06 | 922.55 | 920.48 | 1028.08 | 1058.00 | 1085.21 | -- | -- | -- | -- |
| 11/14/2008 | 924.98 | 1015.23 | 920.35 | 1081.81 | 987.08 | 920.45 | 1021.93 | 971.97 | 993.49 | 1047.32 | 922.47 | 920.30 | 1028.32 | 1058.11 | 1085.48 | -- | -- | -- | -- |
| 12/19/2008 | 924.70 | 1015.13 | 920.36 | 1081.64 | 987.10 | 920.19 | 1021.71 | 971.73 | 993.21 | 1047.07 | 922.15 | 920.19 | 1028.09 | 1057.86 | 1085.33 | -- | -- | -- | -- |
| 1/9/2009 | 924.88 | 1015.14 | 920.52 | 1081.75 | 987.12 | 920.19 | 1021.76 | 971.79 | 993.33 | 1047.18 | 922.20 | 920.48 | 1028.12 | 1057.98 | 1085.45 | -- | -- | -- | -- |
| 2/12/2009 | 924.79 | 1015.17 | 920.34 | 1081.58 | 987.19 | 920.16 | 1021.72 | 971.83 | 993.44 | 1047.26 | 922.15 | 920.40 | 1027.98 | 1057.84 | 1085.50 | -- | -- | -- | -- |
| 3/10/2009 | 926.15 | 1015.21 | 921.30 | 1081.86 | 987.34 | 920.16 | 1021.93 | 971.91 | 993.55 | 1047.42 | 922.73 | 921.55 | 1028.03 | 1058.02 | 1085.65 | -- | -- | -- | -- |
| 4/13/2009 | 926.07 | 1015.24 | 920.74 | 1081.85 | 987.45 | 920.25 | 1021.90 | 971.89 | 993.54 | 1047.39 | 922.81 | 921.16 | 1027.98 | 1058.01 | 1085.66 | -- | -- | -- | -- |
| 5/12/2009 | 925.62 | 1015.23 | 919.89 | 1081.98 | 987.63 | 920.05 | 1022.03 | 971.86 | 993.54 | 1047.43 | 922.57 | 920.68 | 1027.91 | 1058.03 | 1085.70 | -- | -- | -- | -- |
| 6/15/2009 | 925.03 | 1015.18 | 919.16 | 1081.97 | 987.55 | 919.85 | 1021.90 | 971.77 | 993.46 | 1047.38 | 922.15 | 920.13 | 1027.75 | 1057.96 | 1085.59 | -- | -- | -- | -- |
| 7/10/2009 | 924.70 | 1015.13 | 918.89 | 1081.95 | 987.47 | 919.71 | 1021.80 | 971.67 | 993.27 | 1047.37 | 922.00 | 919.90 | 1027.68 | 1057.91 | 1085.60 | -- | -- | -- | -- |
| 8/14/2009 | 924.43 | 1015.10 | 918.12 | 1081.93 | 987.56 | 919.53 | 1021.83 | 971.69 | 993.38 | 1047.31 | 921.77 | 919.58 | 1027.51 | 1057.88 | 1085.56 | -- | -- | -- | -- |
| 9/16/2009 | 924.24 | 1015.19 | 918.06 | 1081.89 | 987.76 | 919.54 | 1021.89 | 971.79 | 993.50 | 1047.37 | 921.71 | 919.53 | 1027.43 | 1057.94 | 1085.62 | -- | -- | -- | -- |
| 10/19/2009 | 925.06 | 1015.07 | 918.66 | 1081.96 | 987.69 | 919.33 | 1021.78 | 971.60 | 993.35 | 1047.24 | 921.70 | 922.13 | 1027.27 | 1057.88 | 1085.59 | -- | -- | -- | -- |
| 11/13/2009 | 926.52 | 1015.08 | 919.17 | 1082.09 | 987.90 | 919.34 | 1021.94 | 971.73 | 993.46 | 1047.38 | 922.87 | 922.07 | 1027.29 | 1057.97 | 1085.67 | -- | -- | -- | -- |
| 12/15/2009 | 927.29 | 1014.84 | 919.34 | 1081.79 | 987.52 | 919.13 | 1021.54 | 971.43 | 993.19 | 1047.04 | 922.96 | 923.40 | 1026.89 | 1057.60 | 1085.40 | -- | -- | -- | -- |
| 1/9/2010 | 928.93 | 1014.98 | -- | 1081.90 | 987.70 | -- | 1021.65 | 971.55 | 993.33 | 1047.16 | 924.47 | 924.97 | 1027.07 | 1057.80 | 1085.57 | -- | -- | -- | -- |
| 1/11/2010 | -- | -- | 919.65 | -- | -- | 919.06 | -- | -- | -- | -- | -- | -- | -- | -- | -- | -- | -- | -- | -- |
| 2/17/2010 | 929.62 | 1014.96 | 920.97 | 1081.96 | 987.89 | 919.30 | 1021.72 | 971.63 | 993.41 | 1047.23 | 925.15 | 924.69 | 1026.97 | 1057.81 | 1085.71 | -- | -- | -- | -- |
| 3/16/2010 | 929.49 | 1014.80 | 921.15 | 1081.78 | 987.63 | 919.19 | 1021.46 | 971.35 | 993.15 | 1046.96 | 925.00 | 924.35 | 1026.72 | 1057.59 | 1085.54 | -- | -- | -- | -- |
| 4/13/2010 | 929.42 | 1014.88 | 921.55 | 1082.04 | 987.98 | 919.33 | 1021.76 | 971.51 | 993.32 | 1047.22 | 925.17 | 924.32 | 1026.76 | 1057.76 | 1085.69 | -- | -- | -- | -- |
| 5/13/2010 | 929.33 | 1014.96 | 920.88 | 1082.11 | 987.93 | 919.44 | 1021.75 | 971.62 | 993.42 | 1047.35 | 925.27 | 924.16 | 1026.85 | 1057.86 | 1085.76 | -- | -- | -- | -- |
| 6/9/2010 | 928.69 | 1014.81 | 919.18 | 1082.03 | 988.01 | 919.14 | 1021.65 | 971.42 | 993.26 | 1047.20 | 924.84 | 923.45 | 1026.65 | 1057.68 | 1085.56 | -- | -- | -- | -- |

# APPENDIX B
## GROUNDWATER ELEVATIONS
## Chiquita Canyon Landfill

All elevations are in feet, relative to mean sea level.

| Sample Date | DW-1 | DW-3 | DW-7 | DW-8 | DW-9 | DW-12 | DW-14 | DW-15 | DW-16 | DW-17 | DW-18 | DW-21 | DW-23 | DW-24 | DW-26 | DW-28 | DW-29 | DW-30 | DW-31 |
|---|---|---|---|---|---|---|---|---|---|---|---|---|---|---|---|---|---|---|---|
| 7/6/2010 | 928.68 | 1014.87 | 919.36 | 1082.17 | 987.96 | 919.09 | 1021.60 | 971.59 | 993.44 | 1047.37 | 924.87 | 923.49 | 1026.68 | 1057.63 | 1085.63 | -- | -- | -- | -- |
| 8/12/2010 | 927.70 | 1014.82 | 917.84 | 1082.21 | 988.37 | 918.91 | 1021.81 | 971.54 | 993.44 | 1047.42 | 924.27 | 922.41 | 1026.94 | 1057.85 | 1085.53 | 1111.29 | -- | -- | -- |
| 9/16/2010 | 926.89 | 1014.75 | 917.46 | 1082.27 | 988.36 | 918.80 | 1021.76 | 971.52 | 993.44 | 1047.41 | 923.66 | 921.57 | 1026.84 | 1057.76 | 1085.43 | 1111.50 | -- | -- | -- |
| 10/15/2010 | 926.19 | 1014.60 | 917.58 | 1082.18 | 988.01 | 919.51 | 1021.52 | 971.29 | 993.20 | 1047.16 | 923.14 | 921.06 | 1026.69 | 1057.52 | 1085.26 | 1111.57 | -- | -- | -- |
| 11/12/2010 | 926.48 | 1014.44 | 918.25 | 1081.97 | 987.83 | 918.39 | 1021.22 | 971.09 | 992.99 | 1046.98 | 923.07 | 922.12 | 1026.48 | 1057.28 | 1085.05 | 1111.52 | -- | -- | -- |
| 12/8/2010 | 926.46 | 1014.56 | 918.20 | 1082.09 | 988.06 | 918.49 | 1021.43 | 971.37 | 992.26 | 1047.25 | 923.27 | 921.85 | 1026.71 | 1057.49 | 1085.24 | 1111.74 | -- | -- | -- |
| 1/11/2011 | 928.67 | 1014.44 | 919.75 | 1082.09 | 988.06 | 918.44 | 1021.34 | 971.15 | 993.05 | 1047.10 | 924.17 | 924.11 | 1026.59 | 1057.53 | 1085.34 | 1111.74 | -- | -- | -- |
| 2/15/2011 | 928.84 | 1014.55 | 919.37 | 1082.31 | 988.36 | 918.53 | 1021.59 | 971.39 | 993.31 | 1047.35 | 924.70 | 923.82 | 1026.67 | 1057.63 | 1085.42 | 1111.93 | -- | -- | -- |
| 3/15/2011 | 930.00 | 1014.53 | 920.56 | 1082.32 | 988.47 | 918.57 | 1021.62 | 971.39 | 993.31 | 1047.41 | 925.32 | 925.47 | 1026.67 | 1057.67 | 1085.52 | 1112.04 | -- | -- | -- |
| 4/15/2011 | 932.42 | 1014.46 | 922.13 | 1082.24 | 988.55 | 918.85 | 1021.51 | 971.44 | 993.36 | 1047.47 | 926.77 | 927.12 | 1026.62 | 1057.58 | 1085.59 | 1112.04 | -- | -- | -- |
| 5/12/2011 | 931.85 | 1014.40 | 921.06 | 1082.32 | 988.54 | 919.23 | 1021.58 | 971.25 | 993.14 | 1047.35 | 926.67 | 926.11 | 1026.55 | 1057.63 | 1085.63 | 1112.17 | -- | -- | -- |
| 6/16/2011 | 931.09 | 1014.29 | 919.93 | 1082.48 | 988.77 | 918.69 | 1021.75 | 971.38 | 993.30 | 1047.57 | 926.40 | 925.13 | 1026.63 | 1057.76 | 1085.79 | 1112.19 | -- | -- | -- |
| 7/11/2011 | 930.43 | 1014.26 | 919.36 | 1082.40 | 988.71 | 918.53 | 1021.40 | 971.39 | 993.20 | 1047.50 | 925.97 | 924.45 | 1026.47 | 1057.62 | 1085.66 | 1112.26 | -- | -- | -- |
| 8/17/2011 | 929.50 | 1014.28 | 918.08 | 1082.43 | 988.70 | 918.34 | 1021.53 | 971.28 | 993.22 | 1047.66 | 925.41 | 921.59 | 1026.47 | 1057.64 | 1085.64 | 1112.25 | -- | -- | -- |
| 9/16/2011 | 928.68 | 1014.31 | 917.15 | 1082.27 | 988.52 | 918.12 | 1021.82 | 971.22 | 993.13 | 1047.64 | 924.87 | 922.86 | 1026.55 | 1057.53 | 1085.58 | 1112.26 | -- | -- | -- |
| 10/17/2011 | 928.77 | 1014.32 | 917.86 | 1082.23 | 988.49 | 918.09 | 1021.34 | 971.46 | 993.10 | 1047.68 | 924.72 | 923.18 | 1026.48 | 1057.46 | 1085.82 | 1112.34 | -- | -- | -- |
| 1/6/2012 | 929.47 | 1014.25 | 918.77 | 1082.45 | 988.68 | 918.07 | 1021.32 | 971.33 | 993.26 | 1047.90 | 925.47 | 924.04 | 1026.55 | 1057.60 | 1085.55 | 1112.41 | -- | -- | -- |
| 2/16/2012 | 930.06 | 1014.16 | 918.49 | 1082.36 | 988.61 | 917.80 | 1021.22 | 970.96 | 992.95 | 1047.80 | 925.48 | 924.94 | 1028.38 | 1057.43 | 1085.47 | 1112.35 | -- | -- | -- |
| 3/15/2012 | 929.06 | 1014.21 | 918.39 | 1082.38 | 988.65 | 917.72 | 1021.22 | 971.04 | 993.14 | 1047.91 | 925.16 | 923.46 | 1026.40 | 1057.50 | 1085.46 | 1112.36 | -- | -- | -- |
| 4/17/2012 | 935.30 | 1014.28 | 919.48 | 1082.56 | 988.62 | 917.97 | 1021.13 | 971.37 | 993.08 | 1048.00 | 927.15 | 924.00 | 1026.53 | 1057.57 | 1085.85 | 1112.57 | -- | -- | -- |
| 5/17/2012 | 935.90 | 1014.23 | 918.67 | 1082.72 | 988.73 | 917.96 | 1021.36 | 971.20 | 993.21 | 1047.96 | 928.63 | 929.05 | 1026.50 | 1057.62 | 1085.58 | 1112.87 | -- | -- | -- |
| 6/15/2012 | 933.93 | 1014.19 | 917.47 | 1082.68 | 988.73 | 917.75 | 1021.36 | 971.08 | 993.27 | 1048.12 | 928.03 | 927.08 | 1026.39 | 1057.70 | 1085.50 | 1112.85 | -- | -- | -- |
| 7/6/2012 | 932.80 | 1014.10 | 917.32 | 1082.54 | 988.52 | 917.67 | 1021.21 | 971.01 | 993.11 | 1048.05 | 927.47 | 926.08 | 1026.30 | 1057.61 | 1085.35 | 1112.78 | -- | -- | -- |
| 8/16/2012 | 930.99 | 1014.13 | 917.23 | 1082.52 | 988.77 | 917.61 | 1021.29 | 971.06 | 993.23 | 1048.14 | 926.51 | 924.65 | 1026.11 | 1057.45 | 1085.36 | 1112.93 | -- | -- | -- |
| 9/13/2012 | 929.96 | 1014.04 | 917.06 | 1082.46 | 988.52 | 917.33 | 1021.09 | 970.99 | 993.19 | 1048.08 | 925.87 | 923.84 | 1026.27 | 1057.12 | 1085.20 | 1112.70 | -- | -- | -- |
| 10/15/2012 | 929.10 | 1014.12 | 917.34 | 1082.57 | 988.75 | 917.50 | 1021.14 | 971.40 | 993.40 | 1048.26 | 925.38 | 923.27 | 1026.48 | 1057.51 | 1085.28 | 1112.77 | -- | -- | -- |
| 11/15/2012 | 928.18 | 1014.01 | 917.31 | 1082.48 | 988.71 | 917.45 | 1021.00 | 971.00 | 993.26 | 1048.15 | 924.74 | 922.59 | 1026.30 | 1057.38 | 1085.12 | 1112.72 | -- | -- | -- |
| 12/20/2012 | 928.65 | 1013.99 | 917.76 | 1082.05 | 988.38 | 917.23 | 1020.88 | 970.85 | 993.13 | 1047.99 | 924.81 | 923.53 | 1026.33 | 1057.22 | 1085.02 | 1112.54 | -- | -- | -- |
| 1/4/2013 | 928.76 | 1013.81 | 917.89 | 1082.34 | 988.56 | 917.29 | 1020.85 | 970.92 | 993.21 | 1048.01 | 924.82 | 923.49 | 1026.09 | 1057.20 | 1084.94 | 1112.60 | -- | -- | -- |
| 2/14/2013 | 929.74 | 1013.87 | 917.47 | 1082.46 | 988.53 | 917.24 | 1020.89 | 970.93 | 993.18 | 1048.13 | 924.84 | 923.76 | 1026.25 | 1057.27 | 1084.99 | 1112.75 | -- | -- | -- |
| 3/7/2013 | 929.25 | 1014.09 | 917.39 | 1082.66 | 988.99 | 917.31 | 1021.15 | 971.13 | 993.40 | 1048.21 | 924.85 | 923.36 | 1026.33 | 1057.44 | 1085.10 | 1112.90 | -- | -- | -- |
| 4/10/2013 | 929.29 | 1013.90 | 917.42 | 1082.53 | 989.09 | 917.19 | 1021.05 | 970.91 | 993.14 | 1048.13 | 924.77 | 923.40 | 1026.04 | 1057.34 | 1084.95 | 1112.75 | -- | -- | -- |
| 5/15/2013 | 928.30 | 1013.90 | 917.25 | 1082.61 | 989.02 | 917.15 | 1021.03 | 970.97 | 993.20 | 1048.22 | 923.72 | 922.59 | 1026.20 | 1057.32 | 1084.96 | 1112.80 | -- | -- | -- |
| 6/13/2013 | 927.69 | 1013.81 | 917.21 | 1082.59 | 989.07 | 917.14 | 1020.96 | 970.97 | 993.21 | 1048.07 | 924.00 | 922.10 | 1026.15 | 1057.26 | 1084.87 | 1112.80 | -- | -- | -- |

# APPENDIX B
## GROUNDWATER ELEVATIONS
## Chiquita Canyon Landfill

All elevations are in feet, relative to mean sea level.

| Sample Date | DW-1 | DW-3 | DW-7 | DW-8 | DW-9 | DW-12 | DW-14 | DW-15 | DW-16 | DW-17 | DW-18 | DW-21 | DW-23 | DW-24 | DW-26 | DW-28 | DW-29 | DW-30 | DW-31 |
|---|---|---|---|---|---|---|---|---|---|---|---|---|---|---|---|---|---|---|---|
| 7/12/2013 | 927.06 | 1013.89 | 916.93 | 1082.77 | 989.15 | 917.11 | 1021.08 | 971.19 | 993.30 | 1048.45 | 923.68 | 921.54 | 1026.23 | 1057.52 | 1084.90 | 1112.84 | -- | -- | -- |
| 8/14/2013 | 926.43 | 1013.84 | 916.67 | 1082.71 | 989.20 | 917.01 | 1021.05 | 971.06 | 993.25 | 1048.34 | 923.24 | 921.03 | 1026.19 | 1057.33 | 1084.81 | 1112.88 | -- | -- | -- |
| 9/20/2013 | 925.78 | 1013.88 | 916.94 | 1082.93 | 989.72 | 917.03 | 1021.19 | 971.11 | 993.32 | 1048.37 | 922.82 | 920.52 | 1026.05 | 1057.38 | 1084.80 | 1112.88 | -- | -- | -- |
| 10/11/2013 | 925.38 | 1013.85 | 917.36 | 1082.77 | 989.24 | 916.87 | 1021.05 | 971.08 | 993.19 | 1048.28 | 922.53 | 920.18 | 1026.10 | 1057.33 | 1084.70 | 1112.88 | -- | -- | -- |
| 11/18/2013 | 924.78 | 1013.80 | 917.81 | 1082.73 | 989.22 | 916.83 | 1020.96 | 970.97 | 993.16 | 1048.21 | 922.08 | 919.67 | 1025.94 | 1057.21 | 1084.57 | 1112.72 | -- | -- | -- |
| 12/12/2013 | 924.71 | 1013.77 | 918.44 | 1082.61 | 989.18 | 916.93 | 1021.02 | 971.10 | 993.29 | 1048.28 | 922.06 | 919.74 | 1026.06 | 1057.33 | 1084.57 | 1112.66 | -- | -- | -- |
| 1/10/2014 | 924.40 | 1013.83 | 918.16 | 1082.73 | 989.31 | 916.86 | 1020.99 | 971.11 | 993.30 | 1048.31 | 921.70 | 919.40 | 1026.18 | 1057.34 | 1084.57 | 1112.74 | -- | -- | -- |
| 2/19/2014 | 923.95 | 1013.76 | 918.62 | 1082.83 | 989.50 | 916.96 | 1021.08 | 971.24 | 993.44 | 1048.39 | 921.45 | 919.14 | 1026.03 | 1057.35 | 1084.53 | 1112.93 | -- | -- | -- |
| 3/14/2014 | 937.80 | 1013.66 | 919.17 | 1082.79 | 989.41 | 916.90 | 1020.96 | 971.12 | 993.32 | 1048.27 | 927.90 | 935.59 | 1025.88 | 1057.24 | 1084.41 | 1112.79 | -- | -- | -- |
| 4/11/2014 | 938.19 | 1013.73 | 919.02 | 1082.86 | 989.57 | 917.04 | 1021.09 | 971.27 | 993.50 | 1048.42 | 931.74 | 933.25 | 1025.99 | 1057.34 | 1084.48 | 1112.94 | -- | -- | -- |
| 5/19/2014 | 935.72 | 1013.65 | 917.57 | 1082.92 | 989.62 | 916.84 | 1021.04 | 971.21 | 993.42 | 1048.40 | 930.56 | 930.25 | 1025.88 | 1057.27 | 1084.34 | 1112.93 | -- | -- | -- |
| 6/20/2014 | 934.80 | 1013.60 | 917.31 | 1082.85 | 989.59 | 916.80 | 1021.00 | 971.19 | 993.44 | 1048.33 | 929.65 | 929.01 | 1025.85 | 1057.26 | 1084.22 | 1112.88 | -- | -- | -- |
| 7/14/2014 | 933.04 | 1013.53 | 917.00 | 1082.81 | 989.58 | 916.71 | 1020.88 | 971.10 | 993.42 | 1048.30 | 928.55 | 927.26 | 1025.74 | 1057.17 | 1084.09 | 1112.82 | -- | -- | -- |
| 8/18/2014 | 931.77 | 1013.61 | 916.89 | 1082.82 | 989.66 | 916.69 | 1020.98 | 971.24 | 993.51 | 1048.40 | 927.80 | 926.00 | 1025.90 | 1057.28 | 1084.16 | 1112.93 | -- | -- | -- |
| 9/15/2014 | 930.68 | 1013.47 | 917.05 | 1082.93 | 989.40 | 916.56 | 1020.90 | 971.15 | 993.41 | 1048.32 | 926.99 | 924.98 | 1026.26 | 1057.13 | 1084.05 | 1112.75 | -- | -- | -- |
| 10/13/2014 | 929.73 | 1013.40 | 917.77 | 1082.78 | 989.55 | 916.54 | 1020.76 | 971.04 | 993.27 | 1048.20 | 926.28 | 924.12 | 1025.65 | 1057.03 | 1083.89 | 1112.78 | -- | -- | -- |
| 11/17/2014 | 929.03 | 1013.36 | 918.33 | 1082.62 | 989.52 | 916.49 | 1020.60 | 971.04 | 993.40 | 1048.14 | 925.66 | 923.56 | 1025.64 | 1056.94 | 1083.76 | 1112.64 | -- | -- | -- |
| 12/15/2014 | 936.59 | 1013.44 | 918.88 | 1082.80 | 989.67 | 916.61 | 1020.84 | 971.11 | 993.45 | 1048.28 | 927.83 | 934.43 | 1025.75 | 1057.13 | 1083.93 | 1112.84 | -- | -- | -- |
| 1/5/2015 | 944.29 | 1013.25 | 919.18 | 1082.60 | 989.35 | 916.65 | 1020.48 | 970.97 | 993.35 | 1048.05 | 937.77 | 941.64 | 1025.65 | 1056.90 | 1083.68 | 1112.61 | -- | -- | -- |
| 2/16/2015 | 944.37 | 1013.34 | 918.97 | 1082.90 | 989.42 | 916.68 | 1020.81 | 971.19 | 993.53 | 1048.30 | 938.49 | 939.15 | 1025.74 | 1057.11 | 1083.79 | 1112.95 | -- | -- | -- |
| 3/20/2015 | 941.93 | 1013.23 | 918.96 | 1082.80 | 989.68 | 916.65 | 1020.66 | 971.05 | 993.41 | 1048.16 | 936.41 | 936.08 | 1025.60 | 1056.90 | 1083.62 | 1112.84 | -- | -- | -- |
| 4/13/2015 | 940.18 | 1013.19 | 918.35 | 1082.82 | 989.69 | 916.63 | 1020.63 | 971.04 | 993.39 | 1048.10 | 934.74 | 933.91 | 1025.58 | 1056.88 | 1083.53 | 1112.94 | -- | -- | -- |
| 5/20/2015 | 938.35 | 1013.15 | 917.64 | 1082.87 | 989.82 | 916.53 | 1020.66 | 971.17 | 993.53 | 1048.22 | 932.99 | 932.00 | 1025.67 | 1056.92 | 1083.52 | 1112.90 | -- | -- | -- |
| 6/18/2015 | 937.12 | 1013.10 | 917.39 | 1082.93 | 989.83 | 916.39 | 1020.66 | 971.09 | 993.48 | 1048.16 | 931.81 | 930.44 | 1025.72 | 1056.84 | 1083.40 | 1112.90 | -- | -- | -- |
| 7/7/2015 | 936.36 | 1013.09 | 916.99 | 1082.88 | 989.77 | 916.37 | 1020.65 | 971.06 | 993.49 | 1048.15 | 931.16 | 929.65 | 1025.63 | 1056.90 | 1083.35 | 1112.83 | -- | -- | -- |
| 8/17/2015 | 935.35 | 1013.04 | 917.22 | 1082.99 | 989.92 | 916.31 | 1020.69 | 971.14 | 993.53 | 1048.19 | 930.32 | 928.73 | 1025.55 | 1056.90 | 1083.29 | 1112.95 | -- | -- | -- |
| 9/22/2015 | 934.47 | 1012.98 | 917.03 | 1082.95 | 989.87 | 916.13 | 1020.61 | 971.01 | 993.90 | 1048.09 | 929.51 | 928.18 | 1025.51 | 1056.74 | 1083.17 | 1112.91 | -- | -- | -- |
| 10/13/2015 | 933.82 | 1012.92 | 917.30 | 1082.86 | 989.72 | 916.12 | 1020.46 | 970.96 | 993.37 | 1047.97 | 928.96 | 927.35 | 1025.61 | 1056.70 | 1082.99 | 1112.93 | -- | -- | -- |
| 11/13/2015 | 933.00 | 1012.99 | 917.87 | 1082.83 | 989.76 | 916.17 | 1020.49 | 971.13 | 993.52 | 1048.09 | 928.50 | 926.57 | 1025.59 | 1056.80 | 1083.03 | 1112.80 | -- | -- | -- |
| 12/23/2015 | 932.03 | 1012.96 | 918.21 | 1083.07 | 989.05 | 916.15 | 1020.77 | 971.23 | 993.64 | 1048.25 | 927.84 | 925.82 | 1025.61 | 1056.91 | 1083.13 | 1113.05 | -- | -- | -- |
| 1/8/2016 | 932.29 | 1012.75 | 918.38 | 1083.00 | 989.89 | 916.11 | 1020.52 | 970.98 | 993.43 | 1047.95 | 927.60 | 927.10 | 1025.31 | 1056.60 | 1082.88 | 1112.88 | -- | -- | -- |
| 2/12/2016 | 941.42 | 1012.87 | 919.23 | 1082.83 | 989.77 | 916.29 | 1020.47 | 971.08 | 993.58 | 1047.98 | 935.56 | 937.77 | 1025.55 | 1056.70 | 1082.88 | 1112.84 | -- | -- | -- |
| 3/23/2016 | 939.38 | 1012.69 | 919.19 | 1082.82 | 989.72 | 916.21 | 1020.28 | 970.89 | 993.44 | 1047.81 | 933.91 | 933.81 | 1025.30 | 1056.54 | 1082.74 | 1112.78 | -- | -- | -- |
| 4/11/2016 | 938.49 | 1012.60 | 918.44 | 1082.93 | 989.85 | 916.23 | 1020.39 | 970.96 | 993.50 | 1047.86 | 932.99 | 932.53 | 1025.29 | 1056.50 | 1082.65 | 1112.88 | -- | -- | -- |

# APPENDIX B
## GROUNDWATER ELEVATIONS
## Chiquita Canyon Landfill

All elevations are in feet, relative to mean sea level.

| Sample Date | DW-1 | DW-3 | DW-7 | DW-8 | DW-9 | DW-12 | DW-14 | DW-15 | DW-16 | DW-17 | DW-18 | DW-21 | DW-23 | DW-24 | DW-26 | DW-28 | DW-29 | DW-30 | DW-31 |
|---|---|---|---|---|---|---|---|---|---|---|---|---|---|---|---|---|---|---|---|
| 5/19/2016 | 937.03 | 1012.65 | 917.20 | 1083.01 | 989.99 | 916.24 | 1020.47 | 971.13 | 993.70 | 1048.02 | 931.67 | 930.57 | 1025.41 | 1056.61 | 1082.64 | 1112.95 | -- | -- | -- |
| 6/14/2016 | 936.05 | 1012.65 | 917.17 | 1082.98 | 989.97 | 916.24 | 1020.41 | 971.15 | 993.76 | 1048.01 | 930.84 | 929.54 | 1025.43 | 1056.58 | 1082.51 | 1112.92 | -- | -- | -- |
| 7/7/2016 | 935.32 | 1012.58 | 916.90 | 1082.95 | 989.99 | 916.07 | 1020.41 | 971.09 | 993.76 | 1047.97 | 930.21 | 928.77 | 1025.34 | 1056.57 | 1082.45 | 1112.91 | -- | -- | -- |
| 8/22/2016 | 933.97 | 1012.46 | 916.78 | 1083.03 | 990.01 | 915.95 | 1020.39 | 971.09 | 993.75 | 1047.94 | 929.08 | 927.45 | 1025.15 | 1056.45 | 1082.27 | 1112.99 | -- | -- | -- |
| 9/15/2016 | 933.25 | 1012.47 | 916.71 | 1082.91 | 989.90 | 915.92 | 1020.36 | 971.07 | 993.75 | 1047.93 | 928.61 | 926.84 | 1025.19 | 1056.45 | 1082.19 | 1112.91 | -- | -- | -- |
| 10/18/2016 | 932.35 | 1012.45 | 916.65 | 1083.07 | 989.95 | 915.90 | 1020.32 | 971.03 | 993.73 | 1047.90 | 928.00 | 926.26 | 1025.27 | 1056.44 | 1082.11 | 1112.99 | -- | -- | -- |
| 11/18/2016 | 931.81 | 1012.32 | 916.61 | 1083.02 | 989.86 | 915.87 | 1020.18 | 970.95 | 993.63 | 1047.75 | 927.54 | 925.95 | 1025.12 | 1056.29 | 1081.95 | 1112.90 | -- | -- | -- |
| 12/13/2016 | 931.55 | 1012.25 | 916.68 | 1083.15 | 989.89 | 915.86 | 1020.21 | 971.04 | 993.72 | 1047.84 | 927.41 | 925.80 | 1025.11 | 1056.27 | 1081.87 | 1112.91 | -- | -- | -- |
| 1/6/2017 | 940.82 | 1012.23 | 918.00 | 1083.12 | 989.96 | 915.93 | 1020.24 | 970.93 | 993.63 | 1047.76 | 933.26 | 937.56 | 1025.08 | 1056.28 | 1081.94 | 1112.98 | -- | -- | -- |
| 2/15/2017 | 952.18 | 1012.31 | 920.07 | 1083.07 | 989.96 | 916.43 | 1020.23 | 971.05 | 993.75 | 1047.86 | 946.05 | 948.52 | -- | -- | -- | 1112.97 | -- | -- | -- |
| 3/15/2017 | 949.69 | 1012.25 | 920.03 | 1083.15 | 990.04 | 915.66 | 1020.22 | 971.08 | 993.74 | 1047.86 | 944.27 | 945.44 | -- | -- | -- | 1113.02 | -- | -- | -- |
| 4/13/2017 | 947.47 | 1012.14 | 919.96 | 1083.25 | 990.09 | 916.97 | 1020.16 | 971.04 | 993.74 | 1047.84 | 941.49 | 941.18 | 1025.15 | 1056.23 | 1081.96 | 1113.10 | -- | -- | -- |
| 5/18/2017 | 945.12 | 1012.24 | 919.11 | 1083.28 | 990.20 | 916.93 | 1020.22 | 971.10 | 993.80 | 1047.92 | 939.18 | 938.42 | 1025.19 | 1056.29 | 1081.99 | 1113.18 | -- | -- | -- |
| 6/23/2017 | 942.97 | 1012.08 | 921.04 | 1083.27 | 990.15 | 917.04 | 1020.19 | 971.05 | 993.74 | 1047.96 | 937.05 | 936.01 | 1025.21 | 1056.28 | 1081.95 | 1113.17 | -- | -- | -- |
| 7/7/2017 | 942.24 | 1012.16 | 921.18 | 1083.20 | 990.18 | 917.26 | 1020.17 | 971.14 | 993.86 | 1048.06 | 936.45 | 935.26 | 1025.24 | 1056.31 | 1081.93 | 1113.12 | -- | -- | -- |
| 8/22/2017 | 940.02 | 1011.99 | 918.95 | 1083.21 | 990.08 | 917.17 | 1020.03 | 971.01 | 993.74 | 1048.01 | 934.29 | 933.10 | 1025.21 | 1056.10 | 1081.66 | 1113.26 | -- | -- | -- |
| 9/9/2017 | 939.41 | 1011.95 | 918.50 | 1083.22 | 990.12 | 917.06 | 1020.03 | 970.99 | 993.72 | 1048.03 | 933.75 | 932.32 | 1025.17 | 1056.09 | 1081.60 | 1113.20 | -- | -- | -- |
| 10/13/2017 | 938.09 | 1011.87 | 917.28 | 1083.20 | 990.09 | 916.78 | 1020.01 | 970.98 | 993.70 | 1048.08 | 932.59 | 931.29 | 1025.04 | 1056.03 | 1081.53 | 1113.07 | -- | -- | -- |
| 11/24/2017 | 937.28 | 1011.81 | 916.86 | 1083.18 | 990.09 | 916.70 | 1019.98 | 970.95 | 993.69 | 1048.06 | 932.00 | 930.44 | 1025.00 | 1056.00 | 1081.48 | 1112.99 | -- | -- | -- |
| 12/20/2017 | 936.35 | 1011.78 | 917.44 | 1083.24 | 990.03 | 916.48 | 1019.94 | 970.93 | 993.64 | 1048.12 | 931.20 | 930.50 | 1025.03 | 1055.98 | 1081.43 | 1113.11 | -- | -- | -- |
| 1/12/2018 | 935.88 | 1011.74 | 918.21 | 1083.27 | 989.96 | 916.27 | 1019.90 | 970.90 | 993.60 | 1048.14 | 930.68 | 930.58 | 1025.08 | 1055.95 | 1081.40 | 1113.17 | -- | -- | -- |
| 2/15/2018 | 935.54 | 1011.73 | 918.27 | 1083.29 | 989.95 | 916.24 | 1019.91 | 970.87 | 993.58 | 1048.19 | 930.24 | 930.76 | 1025.06 | 1055.96 | 1081.37 | 1113.13 | -- | -- | -- |
| 3/16/2018 | 938.13 | 1011.70 | 918.54 | 1083.30 | 989.92 | 916.34 | 1019.94 | 970.92 | 993.60 | 1048.21 | 933.47 | 936.03 | 1025.09 | 1055.93 | 1081.36 | 1113.11 | -- | -- | -- |
| 4/18/2018 | 945.92 | 1011.65 | 919.16 | 1083.39 | 990.16 | 916.64 | 1019.92 | 971.03 | 993.66 | 1048.47 | 941.08 | 941.60 | 1025.10 | 1055.94 | 1081.34 | 1113.17 | -- | -- | -- |
| 7/10/2018 | 940.92 | 1011.43 | 917.91 | 1083.43 | 990.21 | 916.70 | 1019.95 | 971.05 | 993.68 | 1048.61 | 935.61 | 934.75 | 1024.89 | 1055.84 | 1081.03 | 1113.29 | 941.80 | -- | -- |
| 10/12/2018 | 936.72 | 1011.44 | 918.38 | 1083.53 | 990.28 | 916.54 | 1019.93 | 971.04 | 993.66 | 1048.74 | 931.78 | 930.48 | 1024.98 | 1055.83 | 1080.96 | 1113.44 | 937.48 | -- | -- |
| 1/25/2019 | 946.26 | 1011.26 | 919.86 | 1083.29 | 990.02 | 916.61 | 1019.64 | 970.95 | 993.60 | 1048.71 | 939.87 | 942.50 | 1024.87 | 1055.64 | 1080.69 | 1113.26 | 946.97 | -- | -- |
| 4/22/2019 | 952.12 | 1011.07 | 921.78 | 1083.49 | 990.25 | 917.53 | 1019.76 | 971.00 | 993.67 | 1048.83 | 946.80 | 946.77 | 1024.82 | 1055.59 | 1080.74 | 1113.45 | 953.08 | -- | -- |
| 7/5/2019 | 945.87 | 1010.96 | 918.88 | 1083.61 | 989.29 | 917.37 | 1019.65 | 970.92 | 993.56 | 1049.01 | 940.27 | 939.43 | 1024.76 | 1055.46 | 1080.51 | 1113.40 | 946.89 | -- | -- |
| 10/10/2019 | 940.29 | 1010.76 | 916.86 | 1083.63 | 989.91 | 916.61 | 1019.67 | 970.85 | 993.54 | 1049.26 | 934.98 | 933.87 | 1024.81 | 1055.44 | 1080.22 | 1113.71 | 941.23 | -- | -- |
| 1/10/2020 | 945.73 | 1010.69 | 919.93 | 1083.57 | 989.65 | 916.72 | 1019.41 | 970.75 | 993.22 | 1049.45 | 940.00 | 940.89 | 1024.64 | 1055.21 | 1080.17 | 1113.41 | 946.36 | -- | -- |
| 4/21/2020 | 953.03 | 1010.60 | 921.10 | 1083.60 | 989.96 | 917.33 | 1019.40 | 970.87 | 993.37 | 1050.39 | 947.99 | 948.95 | 1024.88 | 1055.19 | 1080.20 | 1113.61 | 953.80 | -- | -- |
| 7/16/2020 | 945.04 | 1010.57 | 920.37 | 1083.55 | 990.17 | 917.56 | 1019.47 | 970.98 | 993.38 | 1050.23 | 939.90 | 939.01 | 1024.96 | 1055.21 | 1080.07 | 1113.74 | 945.98 | -- | -- |
| 10/19/2020 | 939.22 | 1010.49 | 918.89 | 1083.62 | 990.19 | 917.36 | 1019.37 | 970.94 | 993.27 | 1050.61 | 934.24 | 933.03 | 1024.97 | 1055.19 | 1079.91 | 1113.67 | 940.11 | -- | -- |

# APPENDIX B
## GROUNDWATER ELEVATIONS
## Chiquita Canyon Landfill

All elevations are in feet, relative to mean sea level.

| Sample Date | DW-1 | DW-3 | DW-7 | DW-8 | DW-9 | DW-12 | DW-14 | DW-15 | DW-16 | DW-17 | DW-18 | DW-21 | DW-23 | DW-24 | DW-26 | DW-28 | DW-29 | DW-30 | DW-31 |
|---|---|---|---|---|---|---|---|---|---|---|---|---|---|---|---|---|---|---|---|
| 7/6/2021 | 932.05 | 1010.26 | 917.57 | 1083.68 | 990.39 | 917.19 | 1019.27 | 971.20 | 993.19 | 1051.16 | 928.77 | 927.13 | 1025.01 | 1055.18 | 1079.59 | 1113.69 | 932.58 | -- | -- |
| 10/18/2021 | 930.58 | 1010.21 | 918.65 | 1083.71 | 990.28 | 916.72 | 1019.28 | 971.30 | 993.31 | 1051.38 | 927.41 | 925.64 | 1024.91 | 1055.22 | 1079.50 | 1113.77 | 930.92 | -- | -- |
| 1/20/2022 | 942.05 | 1010.06 | 920.29 | 1083.77 | 990.24 | 916.90 | 1019.12 | 971.08 | 993.14 | 1051.35 | 937.12 | 939.01 | 1024.71 | 1055.08 | 1079.51 | 1113.68 | 942.23 | -- | -- |
| 4/20/2022 | 938.30 | 1010.06 | 919.09 | 1083.88 | 990.32 | 916.90 | 1019.20 | 971.33 | 993.35 | 1051.55 | 933.83 | 933.35 | 1024.72 | 1055.10 | 1079.47 | 1113.83 | 938.84 | -- | -- |
| 7/6/2022 | 934.57 | 1010.03 | 917.90 | 1083.86 | 990.28 | 916.56 | 1019.15 | 971.42 | 993.44 | 1051.62 | 930.93 | 929.48 | 1024.69 | 1055.01 | 1079.29 | 1113.80 | 935.24 | -- | -- |
| 10/20/2022 | 930.61 | 1009.89 | 917.21 | 1083.77 | 990.19 | 916.04 | 1018.93 | 971.37 | 993.37 | 1051.61 | 927.96 | 926.08 | 1024.65 | 1054.86 | 1079.03 | 1113.80 | 931.18 | -- | -- |
| 1/12/2023 | 938.16 | 1009.86 | 920.20 | 1083.80 | 990.30 | 917.05 | 1018.92 | 971.42 | 993.44 | 1051.70 | 933.92 | 932.38 | -- | -- | -- | 1113.88 | 940.43 | -- | -- |
| 4/18/2023 | 940.49 | 1009.83 | 925.73 | 1083.84 | 990.40 | 918.16 | 1018.89 | 971.49 | 993.44 | 1051.76 | 934.44 | 934.11 | 1024.66 | 1054.79 | -- | 1113.96 | 942.33 | -- | -- |
| 7/10/2023 | 936.30 | 1010.58 | 924.44 | 1084.04 | 990.63 | 919.22 | 1018.87 | 971.55 | 993.42 | 1052.46 | 931.66 | 930.58 | 1024.62 | 1054.76 | 1079.56 | 1113.94 | 937.38 | -- | -- |
| 10/20/2023 | 933.09 | 1011.16 | 924.64 | 1083.94 | 990.15 | 920.09 | 1018.86 | 971.49 | 993.26 | 1053.19 | 929.27 | 927.90 | 1024.60 | 1054.73 | -- | 1113.94 | 933.83 | -- | -- |
| 1/11/2024 | 931.79 | 1011.47 | 925.14 | 1084.08 | 990.92 | 920.46 | 1019.04 | -- | 993.27 | 1053.71 | 927.78 | 926.69 | -- | 1054.84 | 1079.83 | -- | 933.41 | -- | -- |
| 4/19/2024 | 933.97 | 1011.98 | 926.23 | 1084.03 | 991.14 | 921.42 | 1018.67 | -- | 993.22 | 1054.10 | 929.13 | 928.83 | 1024.61 | 1054.73 | -- | 1114.24 | 935.37 | -- | -- |
| 7/3/2024 | 933.16 | 1012.40 | 925.55 | 1084.08 | 991.26 | 921.85 | 1018.64 | 970.27 | 993.15 | 1054.68 | 929.04 | 928.36 | 1025.53 | 1054.68 | 1080.25 | 1114.01 | 934.28 | -- | -- |
| 10/21/2024 | 929.54 | 1013.20 | 925.21 | 1083.90 | 991.00 | 922.27 | 1018.40 | 970.43 | 993.10 | 1055.29 | 926.93 | 925.53 | 1025.73 | 1054.67 | 1080.27 | 1113.92 | 930.20 | 953.53 | 921.67 |
| 1/9/2025 | 927.56 | 1013.68 | 925.40 | 1085.92 | 991.15 | 922.69 | 1018.48 | 970.43 | 993.11 | 1055.62 | 925.64 | 924.03 | 1025.82 | 1054.80 | 1080.48 | 1114.04 | 927.95 | 953.66 | 920.46 |
| 4/21/2025 | 935.01 | 1014.27 | 925.14 | 1084.09 | 991.43 | 922.98 | 1018.65 | 970.55 | 993.28 | 1056.05 | 929.36 | 929.79 | 1026.09 | 1055.02 | 1080.90 | 1113.23 | 937.05 | 953.74 | 924.47 |
| 7/8/2025 | 931.39 | 1014.37 | 924.21 | 1083.90 | 991.23 | 922.69 | 1018.31 | 970.25 | 992.94 | 1055.94 | 927.74 | 926.56 | 1025.97 | 1054.70 | 1080.80 | 1114.01 | 932.30 | 953.64 | 922.01 |
| 10/20/2025 | 927.76 | 1014.64 | 924.08 | 1083.89 | 991.33 | 922.60 | 1018.24 | 970.27 | 992.94 | 1056.02 | 925.13 | 923.53 | 1026.05 | 1054.71 | 1080.90 | 1114.03 | 929.34 | 953.62 | 919.71 |
| 1/15/2026 | 933.24 | 1025.37 | 927.08 | 1083.99 | 991.46 | 923.12 | 1018.38 | 970.47 | 993.06 | 1056.30 | 928.63 | 929.06 | -- | -- | -- | 1114.08 | 934.52 | 953.64 | 924.44 |
| 4/21/2026 | 934.72 | 1024.54 | 925.66 | 1084.08 | 991.66 | 923.20 | 1018.29 | 970.37 | 992.95 | 1056.34 | 930.82 | 930.01 | 1026.06 | 1054.65 | 1081.47 | 1114.19 | 936.07 | 953.64 | 924.71 |

# APPENDIX B
## GROUNDWATER ELEVATIONS
## Chiquita Canyon Landfill

All elevations are in feet, relative to mean sea level.

| Sample Date | DW-1 | DW-3 | DW-7 | DW-8 | DW-9 | DW-12 | DW-14 | DW-15 | DW-16 | DW-17 | DW-18 | DW-21 | DW-23 | DW-24 | DW-26 | DW-28 | DW-29 | DW-30 | DW-31 |
|---|---|---|---|---|---|---|---|---|---|---|---|---|---|---|---|---|---|---|---|
| **Most Recent Elevation Calculation:** | | | | | | | | | | | | | | | | | | | |
| 4/21/2026 | | | | | | | | | | | | | | | | | | | |
| TOCE | 984.31 | 1104.17 | 958.97 | 1265.13 | 1224.34 | 1027.57 | 1237.49 | 1111.16 | 1176.08 | 1197.59 | 989.38 | 990.16 | 1372.5 | 1289.92 | 1177.31 | 1447.15 | 983.82 | 1094.38 | 980.1 |
| DTW | 49.59 | 79.63 | 33.31 | 181.05 | 232.68 | 104.37 | 219.2 | 140.79 | 183.13 | 141.25 | 58.56 | 60.15 | 346.44 | 235.27 | 95.84 | 332.96 | 47.75 | 140.74 | 55.39 |
| GWE | 934.72 | 1024.54 | 925.66 | 1084.08 | 991.66 | 923.20 | 1018.29 | 970.37 | 992.95 | 1056.34 | 930.82 | 930.01 | 1026.06 | 1054.65 | 1081.47 | 1114.19 | 936.07 | 953.64 | 924.71 |

Notes:

-- = Not Measured
TOCE = Top of Casing Elevation
DTW = Depth to Water
GWE = Groundwater Elevation

# APPENDIX B
## GROUNDWATER ELEVATIONS
## Chiquita Canyon Landfill

All elevations are in feet, relative to mean sea level.

| Sample Date - | FP-01 | PZ-3 | PZ-4 | PZ-5 | PZ-6 | PZ-7 | GP-16 | GP-17 | GP-21 | GP-22 | GP-24 | GP-25 | GP-26 |
|---|---|---|---|---|---|---|---|---|---|---|---|---|---|
| 1/28/1986 | -- | -- | -- | -- | -- | -- | -- | -- | -- | -- | -- | -- | -- |
| 4/2/1986 | -- | -- | -- | -- | -- | -- | -- | -- | -- | -- | -- | -- | -- |
| 6/16/1986 | -- | -- | -- | -- | -- | -- | -- | -- | -- | -- | -- | -- | -- |
| 9/10/1986 | -- | -- | -- | -- | -- | -- | -- | -- | -- | -- | -- | -- | -- |
| 12/17/1986 | -- | -- | -- | -- | -- | -- | -- | -- | -- | -- | -- | -- | -- |
| 3/24/1987 | -- | -- | -- | -- | -- | -- | -- | -- | -- | -- | -- | -- | -- |
| 6/16/1987 | -- | -- | -- | -- | -- | -- | -- | -- | -- | -- | -- | -- | -- |
| 9/17/1987 | -- | -- | -- | -- | -- | -- | -- | -- | -- | -- | -- | -- | -- |
| 12/4/1987 | -- | -- | -- | -- | -- | -- | -- | -- | -- | -- | -- | -- | -- |
| 3/18/1988 | -- | -- | -- | -- | -- | -- | -- | -- | -- | -- | -- | -- | -- |
| 6/17/1988 | -- | -- | -- | -- | -- | -- | -- | -- | -- | -- | -- | -- | -- |
| 9/15/1988 | -- | -- | -- | -- | -- | -- | -- | -- | -- | -- | -- | -- | -- |
| 10/4/1988 | -- | -- | -- | -- | -- | -- | -- | -- | -- | -- | -- | -- | -- |
| 12/5/1988 | -- | -- | -- | -- | -- | -- | -- | -- | -- | -- | -- | -- | -- |
| 12/6/1988 | -- | -- | -- | -- | -- | -- | -- | -- | -- | -- | -- | -- | -- |
| 12/7/1988 | -- | -- | -- | -- | -- | -- | -- | -- | -- | -- | -- | -- | -- |
| 3/14/1989 | -- | -- | -- | -- | -- | -- | -- | -- | -- | -- | -- | -- | -- |
| 6/8/1989 | -- | -- | -- | -- | -- | -- | -- | -- | -- | -- | -- | -- | -- |
| 6/9/1989 | -- | -- | -- | -- | -- | -- | -- | -- | -- | -- | -- | -- | -- |
| 8/1/1989 | -- | -- | -- | -- | -- | -- | -- | -- | -- | -- | -- | -- | -- |
| 8/2/1989 | -- | -- | -- | -- | -- | -- | -- | -- | -- | -- | -- | -- | -- |
| 8/3/1989 | -- | -- | -- | -- | -- | -- | -- | -- | -- | -- | -- | -- | -- |
| 8/4/1989 | -- | -- | -- | -- | -- | -- | -- | -- | -- | -- | -- | -- | -- |
| 9/28/1989 | -- | -- | -- | -- | -- | -- | -- | -- | -- | -- | -- | -- | -- |
| 10/3/1989 | -- | -- | -- | -- | -- | -- | -- | -- | -- | -- | -- | -- | -- |
| 10/4/1989 | -- | -- | -- | -- | -- | -- | -- | -- | -- | -- | -- | -- | -- |
| 10/6/1989 | -- | -- | -- | -- | -- | -- | -- | -- | -- | -- | -- | -- | -- |
| 1/29/1990 | -- | -- | -- | -- | -- | -- | -- | -- | -- | -- | -- | -- | -- |
| 1/30/1990 | -- | -- | -- | -- | -- | -- | -- | -- | -- | -- | -- | -- | -- |
| 1/31/1990 | -- | -- | -- | -- | -- | -- | -- | -- | -- | -- | -- | -- | -- |
| 2/27/1990 | -- | -- | -- | -- | -- | -- | -- | -- | -- | -- | -- | -- | -- |
| 3/14/1990 | -- | -- | -- | -- | -- | -- | -- | -- | -- | -- | -- | -- | -- |
| 4/11/1990 | -- | -- | -- | -- | -- | -- | -- | -- | -- | -- | -- | -- | -- |
| 4/12/1990 | -- | -- | -- | -- | -- | -- | -- | -- | -- | -- | -- | -- | -- |

# APPENDIX B
## GROUNDWATER ELEVATIONS
## Chiquita Canyon Landfill

All elevations are in feet, relative to mean sea level.

| Sample Date - | FP-01 | PZ-3 | PZ-4 | PZ-5 | PZ-6 | PZ-7 | GP-16 | GP-17 | GP-21 | GP-22 | GP-24 | GP-25 | GP-26 |
|---|---|---|---|---|---|---|---|---|---|---|---|---|---|
| 4/13/1990 | -- | -- | -- | -- | -- | -- | -- | -- | -- | -- | -- | -- | -- |
| 5/16/1990 | -- | -- | -- | -- | -- | -- | -- | -- | -- | -- | -- | -- | -- |
| 6/19/1990 | -- | -- | -- | -- | -- | -- | -- | -- | -- | -- | -- | -- | -- |
| 7/11/1990 | -- | -- | -- | -- | -- | -- | -- | -- | -- | -- | -- | -- | -- |
| 8/17/1990 | -- | -- | -- | -- | -- | -- | -- | -- | -- | -- | -- | -- | -- |
| 9/17/1990 | -- | -- | -- | -- | -- | -- | -- | -- | -- | -- | -- | -- | -- |
| 10/16/1990 | -- | -- | -- | -- | -- | -- | -- | -- | -- | -- | -- | -- | -- |
| 10/17/1990 | -- | -- | -- | -- | -- | -- | -- | -- | -- | -- | -- | -- | -- |
| 10/18/1990 | -- | -- | -- | -- | -- | -- | -- | -- | -- | -- | -- | -- | -- |
| 12/15/1990 | -- | -- | -- | -- | -- | -- | -- | -- | -- | -- | -- | -- | -- |
| 1/21/1991 | -- | -- | -- | -- | -- | -- | -- | -- | -- | -- | -- | -- | -- |
| 1/22/1991 | -- | -- | -- | -- | -- | -- | -- | -- | -- | -- | -- | -- | -- |
| 1/23/1991 | -- | -- | -- | -- | -- | -- | -- | -- | -- | -- | -- | -- | -- |
| 2/6/1991 | -- | -- | -- | -- | -- | -- | -- | -- | -- | -- | -- | -- | -- |
| 2/19/1991 | -- | -- | -- | -- | -- | -- | -- | -- | -- | -- | -- | -- | -- |
| 4/8/1991 | -- | -- | -- | -- | -- | -- | -- | -- | -- | -- | -- | -- | -- |
| 4/23/1991 | -- | -- | -- | -- | -- | -- | -- | -- | -- | -- | -- | -- | -- |
| 5/18/1991 | -- | -- | -- | -- | -- | -- | -- | -- | -- | -- | -- | -- | -- |
| 6/20/1991 | -- | -- | -- | -- | -- | -- | -- | -- | -- | -- | -- | -- | -- |
| 7/22/1991 | -- | -- | -- | -- | -- | -- | -- | -- | -- | -- | -- | -- | -- |
| 8/1/1991 | -- | -- | -- | -- | -- | -- | -- | -- | -- | -- | -- | -- | -- |
| 8/2/1991 | -- | -- | -- | -- | -- | -- | -- | -- | -- | -- | -- | -- | -- |
| 9/17/1991 | -- | -- | -- | -- | -- | -- | -- | -- | -- | -- | -- | -- | -- |
| 10/21/1991 | -- | -- | -- | -- | -- | -- | -- | -- | -- | -- | -- | -- | -- |
| 10/22/1991 | -- | -- | -- | -- | -- | -- | -- | -- | -- | -- | -- | -- | -- |
| 1/28/1992 | -- | -- | -- | -- | -- | -- | -- | -- | -- | -- | -- | -- | -- |
| 3/3/1992 | -- | -- | -- | -- | -- | -- | -- | -- | -- | -- | -- | -- | -- |
| 3/16/1992 | -- | -- | -- | -- | -- | -- | -- | -- | -- | -- | -- | -- | -- |
| 4/20/1992 | -- | -- | -- | -- | -- | -- | -- | -- | -- | -- | -- | -- | -- |
| 6/16/1992 | -- | -- | -- | -- | -- | -- | -- | -- | -- | -- | -- | -- | -- |
| 7/20/1992 | -- | -- | -- | -- | -- | -- | -- | -- | -- | -- | -- | -- | -- |
| 8/14/1992 | -- | -- | -- | -- | -- | -- | -- | -- | -- | -- | -- | -- | -- |
| 9/23/1992 | -- | -- | -- | -- | -- | -- | -- | -- | -- | -- | -- | -- | -- |
| 10/19/1992 | -- | -- | -- | -- | -- | -- | -- | -- | -- | -- | -- | -- | -- |

# APPENDIX B
## GROUNDWATER ELEVATIONS
## Chiquita Canyon Landfill

All elevations are in feet, relative to mean sea level.

| Sample Date - | FP-01 | PZ-3 | PZ-4 | PZ-5 | PZ-6 | PZ-7 | GP-16 | GP-17 | GP-21 | GP-22 | GP-24 | GP-25 | GP-26 |
|---|---|---|---|---|---|---|---|---|---|---|---|---|---|
| 11/16/1992 | -- | -- | -- | -- | -- | -- | -- | -- | -- | -- | -- | -- | -- |
| 12/16/1992 | -- | -- | -- | -- | -- | -- | -- | -- | -- | -- | -- | -- | -- |
| 1/19/1993 | -- | -- | -- | -- | -- | -- | -- | -- | -- | -- | -- | -- | -- |
| 3/16/1993 | -- | -- | -- | -- | -- | -- | -- | -- | -- | -- | -- | -- | -- |
| 3/24/1993 | -- | -- | -- | -- | -- | -- | -- | -- | -- | -- | -- | -- | -- |
| 4/19/1993 | -- | -- | -- | -- | -- | -- | -- | -- | -- | -- | -- | -- | -- |
| 5/18/1993 | -- | -- | -- | -- | -- | -- | -- | -- | -- | -- | -- | -- | -- |
| 6/15/1993 | -- | -- | -- | -- | -- | -- | -- | -- | -- | -- | -- | -- | -- |
| 7/19/1993 | -- | -- | -- | -- | -- | -- | -- | -- | -- | -- | -- | -- | -- |
| 8/17/1993 | -- | -- | -- | -- | -- | -- | -- | -- | -- | -- | -- | -- | -- |
| 9/16/1993 | -- | -- | -- | -- | -- | -- | -- | -- | -- | -- | -- | -- | -- |
| 10/18/1993 | -- | -- | -- | -- | -- | -- | -- | -- | -- | -- | -- | -- | -- |
| 11/16/1993 | -- | -- | -- | -- | -- | -- | -- | -- | -- | -- | -- | -- | -- |
| 12/16/1993 | -- | -- | -- | -- | -- | -- | -- | -- | -- | -- | -- | -- | -- |
| 1/31/1994 | -- | -- | -- | -- | -- | -- | -- | -- | -- | -- | -- | -- | -- |
| 2/16/1994 | -- | -- | -- | -- | -- | -- | -- | -- | -- | -- | -- | -- | -- |
| 3/16/1994 | -- | -- | -- | -- | -- | -- | -- | -- | -- | -- | -- | -- | -- |
| 4/18/1994 | -- | -- | -- | -- | -- | -- | -- | -- | -- | -- | -- | -- | -- |
| 4/19/1994 | -- | -- | -- | -- | -- | -- | -- | -- | -- | -- | -- | -- | -- |
| 5/18/1994 | -- | -- | -- | -- | -- | -- | -- | -- | -- | -- | -- | -- | -- |
| 7/18/1994 | -- | -- | -- | -- | -- | -- | -- | -- | -- | -- | -- | -- | -- |
| 10/10/1994 | -- | -- | -- | -- | -- | -- | -- | -- | -- | -- | -- | -- | -- |
| 12/7/1994 | -- | -- | -- | -- | -- | -- | -- | -- | -- | -- | -- | -- | -- |
| 1/5/1995 | -- | -- | -- | -- | -- | -- | -- | -- | -- | -- | -- | -- | -- |
| 2/3/1995 | -- | -- | -- | -- | -- | -- | -- | -- | -- | -- | -- | -- | -- |
| 2/10/1995 | -- | -- | -- | -- | -- | -- | -- | -- | -- | -- | -- | -- | -- |
| 4/17/1995 | -- | -- | -- | -- | -- | -- | -- | -- | -- | -- | -- | -- | -- |
| 7/12/1995 | -- | -- | -- | -- | -- | -- | -- | -- | -- | -- | -- | -- | -- |
| 10/11/1995 | -- | -- | -- | -- | -- | -- | -- | -- | -- | -- | -- | -- | -- |
| 10/12/1995 | -- | -- | -- | -- | -- | -- | -- | -- | -- | -- | -- | -- | -- |
| 1/9/1996 | -- | -- | -- | -- | -- | -- | -- | -- | -- | -- | -- | -- | -- |
| 2/13/1996 | -- | 1036.77 | 1000.31 | -- | -- | -- | -- | -- | -- | -- | -- | -- | -- |
| 2/14/1996 | -- | -- | -- | -- | -- | -- | -- | -- | -- | -- | -- | -- | -- |
| 4/8/1996 | -- | 1036.72 | 1000.31 | -- | -- | -- | -- | -- | -- | -- | -- | -- | -- |

# APPENDIX B
## GROUNDWATER ELEVATIONS
## Chiquita Canyon Landfill

All elevations are in feet, relative to mean sea level.

| Sample Date - | FP-01 | PZ-3 | PZ-4 | PZ-5 | PZ-6 | PZ-7 | GP-16 | GP-17 | GP-21 | GP-22 | GP-24 | GP-25 | GP-26 |
|---|---|---|---|---|---|---|---|---|---|---|---|---|---|
| 5/24/1996 | -- | -- | -- | -- | -- | -- | -- | -- | -- | -- | -- | -- | -- |
| 7/8/1996 | -- | 1036.60 | 1000.21 | -- | -- | -- | -- | -- | -- | -- | -- | -- | -- |
| 10/9/1996 | -- | 1036.31 | 1000.06 | -- | -- | -- | -- | -- | -- | -- | -- | -- | -- |
| 1/29/1997 | -- | 1036.15 | 1000.07 | -- | -- | -- | -- | -- | -- | -- | -- | -- | -- |
| 4/8/1997 | -- | 1036.05 | 999.96 | -- | -- | -- | -- | -- | -- | -- | -- | -- | -- |
| 4/11/1997 | -- | -- | 999.97 | -- | -- | -- | -- | -- | -- | -- | -- | -- | -- |
| 7/7/1997 | -- | 1035.97 | 999.91 | -- | -- | -- | -- | -- | -- | -- | -- | -- | -- |
| 10/7/1997 | -- | 1035.62 | 999.83 | -- | -- | -- | -- | -- | -- | -- | -- | -- | -- |
| 1/19/1998 | -- | 1035.45 | 999.76 | -- | -- | -- | -- | -- | -- | -- | -- | -- | -- |
| 4/22/1998 | -- | 1035.81 | 999.43 | -- | -- | -- | -- | -- | -- | -- | -- | -- | -- |
| 7/22/1998 | -- | 1036.57 | 999.58 | -- | -- | -- | -- | -- | -- | -- | -- | -- | -- |
| 10/19/1998 | -- | 1041.28 | 999.58 | -- | -- | -- | -- | -- | -- | -- | -- | -- | -- |
| 1/22/1999 | -- | 1041.09 | 999.10 | -- | -- | -- | -- | -- | -- | -- | -- | -- | -- |
| 4/16/1999 | -- | 1037.72 | 999.61 | -- | -- | -- | -- | -- | -- | -- | -- | -- | -- |
| 7/26/1999 | -- | 1036.77 | 999.51 | -- | -- | -- | -- | -- | -- | -- | -- | -- | -- |
| 7/29/1999 | -- | -- | -- | -- | -- | -- | -- | -- | -- | -- | -- | -- | -- |
| 10/19/1999 | -- | 1037.62 | 998.91 | -- | -- | -- | -- | -- | -- | -- | -- | -- | -- |
| 1/24/2000 | -- | -- | -- | -- | -- | -- | -- | -- | -- | -- | -- | -- | -- |
| 1/25/2000 | -- | -- | -- | -- | -- | -- | -- | -- | -- | -- | -- | -- | -- |
| 2/2/2000 | -- | 1037.62 | -- | -- | -- | -- | -- | -- | -- | -- | -- | -- | -- |
| 2/3/2000 | -- | -- | 999.31 | -- | -- | -- | -- | -- | -- | -- | -- | -- | -- |
| 5/1/2000 | -- | 1037.82 | 999.60 | -- | -- | -- | -- | -- | -- | -- | -- | -- | -- |
| 7/21/2000 | -- | 1037.61 | 999.45 | -- | -- | -- | -- | -- | -- | -- | -- | -- | -- |
| 10/19/2000 | -- | 1037.44 | 999.44 | -- | -- | -- | -- | -- | -- | -- | -- | -- | -- |
| 1/22/2001 | -- | 1037.27 | 999.44 | -- | -- | -- | -- | -- | -- | -- | -- | -- | -- |
| 4/16/2001 | -- | 1037.12 | 999.64 | -- | -- | -- | -- | -- | -- | -- | -- | -- | -- |
| 7/13/2001 | -- | 1036.90 | 999.58 | -- | -- | -- | -- | -- | -- | -- | -- | -- | -- |
| 10/5/2001 | -- | 1036.65 | 996.63 | -- | -- | -- | -- | -- | -- | -- | -- | -- | -- |
| 1/18/2002 | -- | 1036.49 | 999.82 | -- | -- | -- | -- | -- | -- | -- | -- | -- | -- |
| 4/5/2002 | -- | 1036.30 | 999.87 | -- | -- | -- | -- | -- | -- | -- | -- | -- | -- |
| 7/8/2002 | -- | 1039.72 | 1002.48 | -- | -- | -- | -- | -- | -- | -- | -- | -- | -- |
| 10/7/2002 | -- | 1038.44 | 1002.54 | -- | -- | -- | -- | -- | -- | -- | -- | -- | -- |
| 1/13/2003 | -- | 1038.25 | 1002.51 | -- | -- | -- | -- | -- | -- | -- | -- | -- | -- |
| 4/7/2003 | -- | 1037.88 | 1002.38 | -- | -- | -- | -- | -- | -- | -- | -- | -- | -- |

# APPENDIX B
## GROUNDWATER ELEVATIONS
## Chiquita Canyon Landfill

All elevations are in feet, relative to mean sea level.

| Sample Date - | FP-01 | PZ-3 | PZ-4 | PZ-5 | PZ-6 | PZ-7 | GP-16 | GP-17 | GP-21 | GP-22 | GP-24 | GP-25 | GP-26 |
|---|---|---|---|---|---|---|---|---|---|---|---|---|---|
| 7/15/2003 | -- | 1037.73 | 1002.47 | -- | -- | -- | -- | -- | -- | -- | -- | -- | -- |
| 7/23/2003 | -- | -- | -- | -- | -- | -- | -- | -- | -- | -- | -- | -- | -- |
| 9/11/2003 | -- | -- | -- | -- | -- | -- | -- | -- | -- | -- | -- | -- | -- |
| 10/13/2003 | -- | 1037.52 | 1002.50 | -- | -- | -- | -- | -- | -- | -- | -- | -- | -- |
| 1/12/2004 | -- | 1037.34 | 1002.44 | -- | -- | -- | -- | -- | -- | -- | -- | -- | -- |
| 1/15/2004 | -- | -- | -- | -- | -- | -- | -- | -- | -- | -- | -- | -- | -- |
| 4/19/2004 | -- | 1037.13 | 1002.47 | -- | -- | -- | -- | -- | -- | -- | -- | -- | -- |
| 7/9/2004 | -- | 1037.04 | 1002.57 | -- | -- | -- | -- | -- | -- | -- | -- | -- | -- |
| 10/6/2004 | -- | 1036.86 | 1002.57 | -- | -- | -- | -- | -- | -- | -- | -- | -- | -- |
| 11/10/2004 | -- | 1036.75 | 1002.59 | -- | -- | -- | -- | -- | -- | -- | -- | -- | -- |
| 12/3/2004 | -- | -- | -- | 1137.00 | 1099.60 | -- | -- | -- | -- | -- | -- | -- | -- |
| 12/7/2004 | -- | -- | -- | 1135.67 | 1094.85 | -- | -- | -- | -- | -- | -- | -- | -- |
| 12/9/2004 | -- | 1036.62 | 1002.52 | 1134.30 | 1096.65 | -- | -- | -- | -- | -- | -- | -- | -- |
| 12/15/2004 | -- | -- | -- | -- | -- | 1072.29 | -- | -- | -- | -- | -- | -- | -- |
| 12/16/2004 | -- | -- | -- | -- | -- | -- | -- | -- | -- | -- | -- | -- | -- |
| 12/23/2004 | -- | -- | -- | -- | -- | -- | -- | -- | -- | -- | -- | -- | -- |
| 12/30/2004 | -- | -- | -- | -- | -- | -- | -- | -- | -- | -- | -- | -- | -- |
| 1/6/2005 | -- | -- | -- | -- | -- | -- | -- | -- | -- | -- | -- | -- | -- |
| 1/14/2005 | -- | 1036.72 | 1002.71 | 1139.01 | 1097.90 | 1071.87 | -- | -- | -- | -- | -- | -- | -- |
| 1/21/2005 | -- | -- | -- | -- | -- | -- | -- | -- | -- | -- | -- | -- | -- |
| 1/28/2005 | -- | -- | -- | -- | -- | -- | -- | -- | -- | -- | -- | -- | -- |
| 2/4/2005 | -- | -- | -- | -- | -- | -- | -- | -- | -- | -- | -- | -- | -- |
| 2/10/2005 | -- | 1037.04 | 1002.74 | 1138.72 | 1098.02 | 1075.22 | -- | -- | -- | -- | -- | -- | -- |
| 2/18/2005 | -- | -- | -- | -- | -- | -- | -- | -- | -- | -- | -- | -- | -- |
| 2/25/2005 | -- | -- | -- | -- | -- | -- | -- | -- | -- | -- | -- | -- | -- |
| 3/4/2005 | -- | -- | -- | -- | -- | -- | -- | -- | -- | -- | -- | -- | -- |
| 3/11/2005 | -- | 1037.43 | 1002.69 | 1138.92 | 1098.40 | 1076.84 | -- | -- | -- | -- | -- | -- | -- |
| 3/18/2005 | -- | -- | -- | -- | -- | -- | -- | -- | -- | -- | -- | -- | -- |
| 3/25/2005 | -- | -- | -- | -- | -- | -- | -- | -- | -- | -- | -- | -- | -- |
| 4/1/2005 | -- | -- | -- | -- | -- | -- | -- | -- | -- | -- | -- | -- | -- |
| 4/8/2005 | -- | -- | -- | -- | -- | -- | -- | -- | -- | -- | -- | -- | -- |
| 4/15/2005 | -- | -- | -- | -- | -- | -- | -- | -- | -- | -- | -- | -- | -- |
| 4/20/2005 | -- | 1041.98 | 1002.67 | 1138.77 | 1100.01 | 1077.57 | -- | -- | -- | -- | -- | -- | -- |
| 4/28/2005 | -- | -- | -- | -- | -- | -- | -- | -- | -- | -- | -- | -- | -- |

# APPENDIX B
## GROUNDWATER ELEVATIONS
## Chiquita Canyon Landfill

All elevations are in feet, relative to mean sea level.

| Sample Date - | FP-01 | PZ-3 | PZ-4 | PZ-5 | PZ-6 | PZ-7 | GP-16 | GP-17 | GP-21 | GP-22 | GP-24 | GP-25 | GP-26 |
|---|---|---|---|---|---|---|---|---|---|---|---|---|---|
| 5/6/2005 | -- | -- | -- | -- | -- | -- | -- | -- | -- | -- | -- | -- | -- |
| 5/17/2005 | -- | 1038.37 | 1002.74 | 1138.48 | 1102.14 | 1078.13 | -- | -- | -- | -- | -- | -- | -- |
| 5/20/2005 | -- | -- | -- | -- | -- | -- | -- | -- | -- | -- | -- | -- | -- |
| 5/27/2005 | -- | -- | -- | -- | -- | -- | -- | -- | -- | -- | -- | -- | -- |
| 6/3/2005 | -- | -- | -- | -- | -- | -- | -- | -- | -- | -- | -- | -- | -- |
| 6/10/2005 | -- | 1038.68 | 1002.82 | 1138.76 | 1104.04 | 1078.59 | -- | -- | -- | -- | -- | -- | -- |
| 7/8/2005 | -- | 1039.01 | 1002.82 | 1138.67 | 1105.99 | 1079.07 | -- | -- | -- | -- | -- | -- | -- |
| 7/15/2005 | -- | -- | -- | -- | -- | -- | -- | -- | -- | -- | -- | -- | -- |
| 8/9/2005 | -- | 1039.37 | 1002.87 | 1138.62 | 1107.84 | 1079.57 | -- | -- | -- | -- | -- | -- | -- |
| 9/9/2005 | -- | 1039.70 | 1002.91 | 1138.62 | 1109.00 | 1079.99 | -- | -- | -- | -- | -- | -- | -- |
| 10/14/2005 | -- | 1040.10 | 1003.06 | 1138.62 | 1109.72 | 1080.39 | -- | -- | -- | -- | -- | -- | -- |
| 11/21/2005 | -- | 1040.37 | 1003.04 | 1138.52 | 1110.20 | 1080.66 | -- | -- | -- | -- | -- | -- | -- |
| 12/9/2005 | -- | 1040.54 | 1003.09 | 1138.57 | 1110.27 | 1080.80 | -- | -- | -- | -- | -- | -- | -- |
| 1/13/2006 | -- | 1040.86 | 1003.23 | 1138.71 | 1110.50 | 1081.17 | -- | -- | -- | -- | -- | -- | -- |
| 2/10/2006 | -- | 1040.93 | 1003.09 | 1138.67 | 1110.41 | 1081.32 | -- | -- | -- | -- | -- | -- | -- |
| 3/9/2006 | -- | 1041.26 | 1003.36 | 1138.69 | 1110.81 | 1081.65 | -- | -- | -- | -- | -- | -- | -- |
| 4/24/2006 | -- | 1041.44 | 1003.32 | 1138.90 | 1110.40 | 1082.02 | -- | -- | -- | -- | -- | -- | -- |
| 5/10/2006 | -- | 1041.52 | 1003.34 | 1138.79 | 1110.27 | 1082.04 | -- | -- | -- | -- | -- | -- | -- |
| 6/13/2006 | -- | 1041.63 | 1003.36 | 1138.80 | 1109.93 | 1082.14 | -- | -- | -- | -- | -- | -- | -- |
| 7/6/2006 | -- | 1041.76 | 1003.48 | 1138.74 | 1109.74 | 1082.13 | -- | -- | -- | -- | -- | -- | -- |
| 8/9/2006 | -- | 1041.84 | 1003.51 | 1138.70 | 1109.45 | 1082.26 | -- | -- | -- | -- | -- | -- | -- |
| 9/8/2006 | -- | -- | 1003.48 | 1138.81 | 1109.19 | 1082.38 | -- | -- | -- | -- | -- | -- | -- |
| 10/9/2006 | -- | 1041.95 | 1003.52 | 1138.73 | 1108.84 | 1082.55 | -- | -- | -- | -- | -- | -- | -- |
| 11/14/2006 | -- | 1041.98 | 1003.65 | 1138.77 | 1108.49 | 1082.68 | -- | -- | -- | -- | -- | -- | -- |
| 12/7/2006 | -- | 1041.97 | 1003.66 | 1138.72 | 1108.27 | 1082.72 | -- | -- | -- | -- | -- | -- | -- |
| 1/15/2007 | -- | 1041.88 | 1003.64 | 1138.73 | 1107.89 | 1082.87 | -- | -- | -- | -- | -- | -- | -- |
| 2/21/2007 | -- | 1041.60 | 1003.79 | 1138.88 | 1107.83 | 1083.07 | -- | -- | -- | -- | -- | -- | -- |
| 3/14/2007 | -- | 1041.99 | 1003.78 | 1138.86 | 1107.69 | 1083.13 | -- | -- | -- | -- | -- | -- | -- |
| 4/17/2007 | -- | 1041.91 | 1003.78 | 1138.93 | 1107.38 | 1083.25 | -- | -- | -- | -- | -- | -- | -- |
| 5/11/2007 | -- | 1041.96 | 1003.91 | 1138.95 | 1107.25 | 1083.34 | -- | -- | -- | -- | -- | -- | -- |
| 6/8/2007 | -- | 1041.99 | 1003.96 | 1139.01 | 1107.14 | 1083.41 | -- | -- | -- | -- | -- | -- | -- |
| 7/7/2007 | -- | 1041.91 | 1003.98 | 1139.02 | 1106.88 | 1083.44 | -- | -- | -- | -- | -- | -- | -- |
| 8/10/2007 | -- | 1041.85 | 1004.00 | 1138.99 | 1106.55 | 1083.46 | -- | -- | -- | -- | -- | -- | -- |
| 9/10/2007 | -- | 1041.76 | 1004.01 | 1139.05 | 1106.29 | 1083.62 | -- | -- | -- | -- | -- | -- | -- |

# APPENDIX B
## GROUNDWATER ELEVATIONS
## Chiquita Canyon Landfill

All elevations are in feet, relative to mean sea level.

| Sample Date - | FP-01 | PZ-3 | PZ-4 | PZ-5 | PZ-6 | PZ-7 | GP-16 | GP-17 | GP-21 | GP-22 | GP-24 | GP-25 | GP-26 |
|---|---|---|---|---|---|---|---|---|---|---|---|---|---|
| 10/12/2007 | -- | 1041.76 | 1004.11 | 1139.03 | 1106.13 | 1083.66 | -- | -- | -- | -- | -- | -- | -- |
| 11/8/2007 | -- | 1041.65 | 1004.08 | 1138.95 | 1105.77 | 1083.69 | -- | -- | -- | -- | -- | -- | -- |
| 12/14/2007 | -- | 1041.52 | 1004.15 | 1139.06 | 1105.64 | 1083.82 | -- | -- | -- | -- | -- | -- | -- |
| 1/15/2008 | -- | 1040.62 | 1004.29 | 1139.19 | 1105.49 | 1083.99 | -- | -- | -- | -- | -- | -- | -- |
| 2/26/2008 | -- | 1041.48 | 1004.21 | 1139.27 | 1105.30 | 1084.19 | -- | -- | -- | -- | -- | -- | -- |
| 3/18/2008 | -- | 1041.47 | 1004.23 | 1139.17 | 1105.10 | 1084.10 | -- | -- | -- | -- | -- | -- | -- |
| 4/8/2008 | -- | 1041.53 | 1004.35 | 1139.16 | 1105.03 | 1084.02 | -- | -- | -- | -- | -- | -- | -- |
| 5/9/2008 | -- | 1041.43 | 1004.35 | 1139.16 | 1104.73 | 1084.00 | -- | -- | -- | -- | -- | -- | -- |
| 6/17/2008 | -- | 1041.33 | 1004.36 | 1139.21 | 1104.42 | 1084.04 | -- | -- | -- | -- | -- | -- | -- |
| 7/9/2008 | -- | 1041.32 | 1004.37 | 1139.25 | 1104.35 | 1084.03 | -- | -- | -- | -- | -- | -- | -- |
| 8/13/2008 | -- | 1041.28 | 1004.47 | 1139.22 | 1104.09 | 1084.10 | -- | -- | -- | -- | -- | -- | -- |
| 9/10/2008 | -- | 1041.17 | 1004.48 | 1139.26 | 1103.87 | 1084.18 | -- | -- | -- | -- | -- | -- | -- |
| 10/13/2008 | -- | 1040.97 | 1004.41 | 1139.17 | 1103.41 | 1084.11 | -- | -- | -- | -- | -- | -- | -- |
| 11/14/2008 | -- | 1041.02 | 1004.60 | 1139.17 | 1103.32 | 1084.02 | -- | -- | -- | -- | -- | -- | -- |
| 12/19/2008 | -- | 1040.86 | 1004.57 | 1139.26 | 1103.09 | 1084.15 | -- | -- | -- | -- | -- | -- | -- |
| 1/9/2009 | -- | 1040.87 | 1004.60 | 1139.24 | 1103.02 | 1083.91 | -- | -- | -- | -- | -- | -- | -- |
| 2/12/2009 | -- | 1040.81 | 1004.69 | 1139.36 | 1102.90 | 1084.10 | -- | -- | -- | -- | -- | -- | -- |
| 3/10/2009 | -- | 1040.78 | 1004.75 | 1139.36 | 1102.85 | 1084.17 | -- | -- | -- | -- | -- | -- | -- |
| 4/13/2009 | -- | 1040.75 | 1004.85 | 1139.37 | 1102.65 | 1084.14 | -- | -- | -- | -- | -- | -- | -- |
| 5/12/2009 | -- | 1040.66 | 1004.85 | 1139.36 | 1102.48 | 1083.92 | -- | -- | -- | -- | -- | -- | -- |
| 6/15/2009 | -- | 1040.54 | 1004.86 | 1139.37 | 1102.20 | 1083.89 | -- | -- | -- | -- | -- | -- | -- |
| 7/10/2009 | -- | 1040.47 | 1004.88 | 1139.44 | 1102.06 | 1083.87 | -- | -- | -- | -- | -- | -- | -- |
| 8/14/2009 | -- | 1040.38 | 1004.90 | 1139.35 | 1101.81 | 1083.73 | -- | -- | -- | -- | -- | -- | -- |
| 9/16/2009 | -- | 1040.36 | 1005.04 | 1139.41 | 1101.69 | 1083.77 | 1002.74 | 999.90 | 989.97 | 1037.56 | 1058.92 | 1136.23 | -- |
| 10/19/2009 | -- | 1040.22 | 1005.04 | 1139.51 | 1101.54 | 1083.68 | 1002.90 | 999.91 | 989.78 | 1036.39 | 1058.69 | 1136.45 | -- |
| 11/13/2009 | -- | 1040.19 | 1005.06 | 1139.41 | 1101.45 | 1083.53 | 1003.00 | 999.96 | 989.78 | 1036.30 | 1058.68 | 1136.64 | -- |
| 12/15/2009 | -- | 1039.96 | 1005.05 | 1139.53 | 1101.14 | 1083.62 | 1002.88 | 999.88 | 989.27 | 1036.50 | 1058.26 | 1136.42 | -- |
| 1/9/2010 | -- | 1040.02 | 1005.20 | 1139.42 | 1101.11 | 1083.49 | 1002.94 | 999.91 | 989.35 | 1036.50 | 1058.26 | 1136.55 | -- |
| 1/11/2010 | -- | -- | -- | -- | -- | -- | -- | -- | -- | -- | -- | -- | -- |
| 2/17/2010 | -- | 1039.92 | 1005.27 | 1139.66 | 1101.13 | 1083.60 | 1002.97 | 999.95 | 989.21 | 1036.77 | 1058.15 | 1136.74 | -- |
| 3/16/2010 | -- | 1039.75 | 1005.24 | 1139.54 | 1100.88 | 1083.51 | 1002.93 | 999.91 | 988.97 | 1036.87 | 1057.99 | 1136.59 | -- |
| 4/13/2010 | -- | 1039.77 | 1005.31 | 1139.55 | 1100.86 | 1084.02 | 1002.99 | 999.97 | 989.05 | 1037.00 | 1058.10 | 1136.91 | -- |
| 5/13/2010 | -- | 1039.76 | 1005.45 | 1139.52 | 1100.72 | 1083.95 | 1003.04 | 1000.02 | 988.97 | 1037.10 | 1058.04 | 1137.00 | -- |
| 6/9/2010 | -- | 1039.60 | 1005.41 | 1139.54 | 1100.46 | 1083.83 | 1003.00 | 999.96 | 988.77 | 1037.24 | 1057.87 | 1136.96 | -- |

# APPENDIX B
## GROUNDWATER ELEVATIONS
## Chiquita Canyon Landfill

All elevations are in feet, relative to mean sea level.

| Sample Date - | FP-01 | PZ-3 | PZ-4 | PZ-5 | PZ-6 | PZ-7 | GP-16 | GP-17 | GP-21 | GP-22 | GP-24 | GP-25 | GP-26 |
|---|---|---|---|---|---|---|---|---|---|---|---|---|---|
| 7/6/2010 | -- | 1039.59 | 1005.55 | 1139.61 | 1100.38 | 1083.88 | 1002.90 | 999.94 | 988.61 | 1037.28 | 1057.81 | 1137.09 | -- |
| 8/12/2010 | -- | 1039.49 | 1005.58 | 1139.60 | 1100.17 | 1083.76 | 1003.23 | 1000.16 | 988.71 | 1037.70 | 1057.68 | 1135.09 | 1163.06 |
| 9/16/2010 | -- | 1039.38 | 1005.63 | 1139.55 | 1099.92 | 1083.59 | 1003.24 | 1000.16 | 988.57 | 1037.78 | 1057.52 | 1137.09 | 1162.97 |
| 10/15/2010 | -- | 1039.21 | 1005.53 | 1139.47 | 1099.68 | 1083.36 | 1002.97 | 999.95 | 988.28 | 1037.59 | 1057.31 | 1136.97 | 1162.85 |
| 11/12/2010 | -- | 1039.05 | 1005.45 | 1139.40 | 1100.33 | 1083.33 | 1002.95 | 999.89 | 988.07 | 1037.85 | 1057.05 | 1136.84 | 1162.64 |
| 12/8/2010 | -- | 1039.06 | 1005.61 | 1139.47 | 1099.40 | 1083.20 | 1003.03 | 999.95 | 988.10 | 1037.63 | 1057.08 | 1136.95 | 1162.83 |
| 1/11/2011 | -- | 1038.99 | 1005.57 | 1139.73 | 1099.48 | 1083.43 | 1002.98 | 999.91 | 988.01 | 1037.84 | 1056.88 | 1137.00 | 1162.85 |
| 2/15/2011 | -- | 1038.99 | 1005.78 | 1139.62 | 1099.37 | 1083.18 | 1003.24 | 1000.11 | 988.08 | 1037.82 | 1056.85 | 1137.14 | 1162.93 |
| 3/15/2011 | -- | 1038.92 | 1005.83 | 1139.70 | 1099.34 | 1083.13 | 1003.25 | 1000.14 | 988.05 | 1038.20 | 1056.73 | 1137.22 | 1163.03 |
| 4/15/2011 | -- | 1038.89 | 1005.87 | 1139.80 | 1099.29 | 1083.13 | 1003.25 | 1000.14 | 987.95 | 1038.35 | 1056.63 | 1137.20 | 1163.09 |
| 5/12/2011 | -- | 1038.80 | 1005.83 | 1139.74 | 1099.16 | 1082.93 | 1003.27 | 1000.10 | 987.93 | 1038.47 | 1056.61 | 1137.33 | 1163.17 |
| 6/16/2011 | -- | 1038.76 | 1005.93 | 1139.80 | 1099.09 | 1082.72 | 1003.29 | 1000.14 | 987.91 | 1038.60 | 1056.63 | 1137.47 | 1163.23 |
| 7/11/2011 | -- | 1038.66 | 1005.76 | 1139.81 | 1098.89 | 1082.68 | 1003.25 | 1000.14 | 987.81 | 1038.75 | 1056.48 | 1137.44 | 1163.20 |
| 8/17/2011 | -- | 1038.61 | 1005.91 | 1139.82 | 1098.70 | 1082.49 | 1003.27 | 1000.15 | 987.77 | 1038.82 | 1056.36 | 1137.41 | 1162.92 |
| 9/16/2011 | -- | 1038.53 | 1005.85 | 1139.73 | 1098.53 | 1082.23 | 1003.17 | 1000.07 | 987.53 | 1038.91 | 1056.34 | 1137.44 | 1163.07 |
| 10/17/2011 | -- | 1038.45 | 1005.91 | 1139.74 | 1098.40 | 1082.19 | 1003.03 | 999.97 | 987.47 | 1038.97 | 1056.17 | 1136.86 | 1163.00 |
| 1/6/2012 | -- | 1038.26 | 1006.01 | 1139.67 | 1098.21 | 1081.68 | 1003.09 | 1000.00 | 987.45 | 1038.98 | 1056.24 | 1137.32 | 1163.25 |
| 2/16/2012 | -- | 1038.13 | 1005.91 | 1139.76 | 1098.19 | 1081.67 | 1003.08 | 999.92 | 987.34 | 1039.23 | 1056.12 | 1137.41 | 1163.28 |
| 3/15/2012 | -- | 1038.28 | 1006.19 | 1139.77 | 1098.05 | 1081.55 | 1003.04 | 999.96 | 987.37 | 1039.09 | 1056.13 | 1137.41 | 1163.01 |
| 4/17/2012 | -- | 1038.08 | 1006.34 | 1139.96 | 1098.09 | 1081.62 | 1003.23 | 999.97 | 987.19 | 1039.40 | 1056.13 | 1137.48 | 1163.06 |
| 5/17/2012 | -- | 1037.98 | 1006.37 | 1139.88 | 1098.00 | 1081.48 | 1003.09 | 1000.05 | 987.29 | 1039.65 | 1056.18 | 1137.40 | 1163.28 |
| 6/15/2012 | -- | 1037.92 | 1006.38 | 1139.91 | 1097.85 | 1081.27 | 1003.07 | 999.99 | 987.22 | 1039.18 | 1056.08 | 1137.61 | 1163.34 |
| 7/6/2012 | -- | 1037.81 | 1006.34 | 1139.65 | 1097.68 | 1081.14 | 1002.89 | 999.86 | 987.16 | 1039.16 | 1055.98 | 1137.47 | 1163.41 |
| 8/16/2012 | -- | 1037.76 | 1006.36 | 1139.91 | 1097.61 | 1081.02 | 1002.97 | 1000.02 | 987.15 | 1039.99 | 1055.92 | 1137.61 | 1163.26 |
| 9/13/2012 | -- | 1037.65 | 1006.32 | 1139.83 | 1097.45 | 1080.84 | 1003.01 | 999.86 | 987.05 | 1039.81 | 1055.74 | 1137.46 | 1163.15 |
| 10/15/2012 | -- | 1037.67 | 1006.45 | 1139.78 | 1097.47 | 1080.67 | 1003.06 | 999.89 | 986.99 | 1039.84 | 1055.78 | 1137.45 | 1163.21 |
| 11/15/2012 | -- | 1037.52 | 1006.35 | 1139.78 | 1097.27 | 1080.46 | 1003.04 | 999.86 | 986.94 | 1039.81 | 1055.62 | 1137.44 | 1163.09 |
| 12/20/2012 | -- | 1037.45 | 1006.39 | 1139.86 | 1097.17 | 1080.43 | 1002.97 | 999.80 | 986.77 | 1039.89 | 1055.38 | 1137.31 | 1163.02 |
| 1/4/2013 | -- | 1037.35 | 1006.29 | 1139.80 | 1097.08 | 1080.32 | 1003.01 | 999.82 | 986.82 | 1039.95 | 1055.33 | 1137.35 | 1163.05 |
| 2/14/2013 | -- | 1037.32 | 1006.42 | 1139.83 | 1097.03 | 1080.14 | 1003.00 | 999.87 | 986.75 | 1040.14 | 1055.31 | 1137.42 | 1163.06 |
| 3/7/2013 | -- | 1037.33 | 1006.50 | 1139.87 | 1097.09 | 1080.06 | 1003.07 | 999.89 | 986.89 | 1040.16 | 1052.34 | 1137.58 | 1163.22 |
| 4/10/2013 | -- | 1037.23 | 1006.47 | 1139.93 | 1096.96 | 1080.11 | 1003.06 | 999.87 | 986.84 | 1040.56 | 1055.11 | 1137.68 | 1163.19 |
| 5/15/2013 | -- | 1037.18 | 1006.56 | 1139.93 | 1096.87 | 1079.86 | 1003.09 | 999.89 | 986.78 | 1040.44 | 1055.07 | 1137.57 | 1163.39 |
| 6/13/2013 | -- | 1037.11 | 1006.58 | 1140.03 | 1096.79 | 1079.78 | 1003.08 | 999.91 | 986.72 | 1040.68 | 1055.01 | 1137.61 | 1163.27 |

# APPENDIX B
## GROUNDWATER ELEVATIONS
## Chiquita Canyon Landfill

All elevations are in feet, relative to mean sea level.

| Sample Date - | FP-01 | PZ-3 | PZ-4 | PZ-5 | PZ-6 | PZ-7 | GP-16 | GP-17 | GP-21 | GP-22 | GP-24 | GP-25 | GP-26 |
|---|---|---|---|---|---|---|---|---|---|---|---|---|---|
| 7/12/2013 | -- | 1037.09 | 1006.72 | 1140.01 | 1096.74 | 1079.65 | 1003.10 | 999.93 | 986.69 | 1040.95 | 1055.03 | 1137.94 | 1163.47 |
| 8/14/2013 | -- | 1037.02 | 1006.73 | 1139.99 | 1096.66 | 1079.50 | 1003.32 | 999.95 | 986.70 | 1040.79 | 1054.86 | 1137.63 | 1163.46 |
| 9/20/2013 | -- | 1037.04 | 1006.92 | 1140.15 | 1096.69 | 1079.51 | 1003.32 | 1000.13 | 986.84 | 1041.14 | 1054.85 | 1137.85 | 1163.49 |
| 10/11/2013 | -- | 1036.99 | 1006.97 | 1140.09 | 1096.52 | 1079.36 | 1003.30 | 1000.09 | 986.77 | 1041.18 | 1054.75 | 1137.69 | 1163.38 |
| 11/18/2013 | -- | 1036.88 | 1006.97 | 1140.04 | 1096.41 | 1079.18 | 1003.27 | 1000.07 | 986.65 | 1041.10 | 1054.61 | 1137.67 | 1163.24 |
| 12/12/2013 | -- | 1036.87 | 1007.04 | 1139.97 | 1096.30 | 1079.03 | 1003.28 | 1000.05 | 986.62 | 1041.03 | 1054.54 | 1137.60 | 1163.15 |
| 1/10/2014 | -- | 1036.83 | 1007.07 | 1139.99 | 1096.39 | 1078.93 | 1003.30 | 1000.06 | 986.68 | 1041.27 | 1054.51 | 1137.66 | 1163.24 |
| 2/19/2014 | -- | 1036.73 | 1007.02 | 1140.07 | 1096.31 | 1078.78 | 1003.32 | 1000.13 | 986.65 | 1041.39 | 1054.44 | 1137.76 | 1163.33 |
| 3/14/2014 | -- | 1036.65 | 1006.95 | 1140.22 | 1096.25 | 1078.86 | 1003.30 | 1000.09 | 986.61 | 1041.49 | 1054.29 | 1137.70 | 1163.35 |
| 4/11/2014 | -- | 1036.65 | 1007.07 | 1140.19 | 1096.32 | 1078.68 | 1003.33 | 1000.16 | 986.64 | 1041.62 | 1054.33 | 1137.78 | 1163.35 |
| 5/19/2014 | -- | 1036.55 | 1007.00 | 1140.16 | 1096.12 | 1078.46 | 1003.40 | 1000.15 | 986.66 | 1041.61 | 1054.21 | 1137.83 | 1163.42 |
| 6/20/2014 | -- | 1036.47 | 1006.94 | 1140.16 | 1096.02 | 1078.34 | 1003.37 | 1000.15 | 986.57 | 1041.70 | 1054.10 | 1137.79 | 1163.39 |
| 7/14/2014 | -- | 1036.42 | 1006.87 | 1140.13 | 1095.89 | 1078.18 | 1003.36 | 1000.14 | 986.51 | 1041.90 | 1053.94 | 1137.67 | 1163.38 |
| 8/18/2014 | -- | 1036.41 | 1006.90 | 1140.12 | 1096.48 | 1078.04 | 1003.36 | 1000.13 | 986.51 | 1042.01 | 1053.98 | 1137.70 | 1163.39 |
| 9/15/2014 | -- | 1036.33 | 1006.88 | 1140.19 | 1096.36 | 1078.00 | 1003.00 | 1000.10 | 986.62 | 1042.04 | 1053.89 | 1137.73 | 1163.36 |
| 10/13/2014 | -- | 1036.25 | 1006.77 | 1140.15 | 1096.01 | 1077.81 | 1003.30 | 1000.11 | 986.41 | 1042.17 | 1053.73 | 1137.54 | 1163.26 |
| 11/17/2014 | -- | 1036.15 | 1006.73 | 1140.09 | 1095.82 | 1077.63 | 1003.31 | 1000.11 | 986.27 | 1042.15 | 1053.58 | 1137.39 | 1163.03 |
| 12/15/2014 | -- | 1036.19 | 1006.80 | 1140.24 | 1095.97 | 1077.70 | 1003.41 | 1000.15 | 986.37 | 1042.25 | 1053.64 | 1137.55 | 1163.05 |
| 1/5/2015 | -- | 1036.05 | 1006.65 | 1140.09 | 1095.72 | 1077.51 | 1003.27 | 1000.05 | 986.21 | 1041.98 | 1053.43 | 1137.33 | 1163.00 |
| 2/16/2015 | -- | 1036.04 | 1006.68 | 1140.12 | 1095.80 | 1077.35 | 1003.37 | 1000.17 | 980.41 | 1042.13 | 1053.47 | 1137.59 | 1163.33 |
| 3/20/2015 | -- | 1035.94 | 1006.59 | 1140.10 | 1095.58 | 1077.22 | 1003.23 | 1000.10 | 986.29 | 1042.28 | 1053.31 | 1137.53 | 1163.14 |
| 4/13/2015 | -- | 1035.87 | 1006.53 | 1140.07 | 1095.49 | 1077.09 | 1003.26 | 1000.11 | 986.27 | 1042.33 | 1053.24 | 1137.55 | 1163.09 |
| 5/20/2015 | -- | 1035.85 | 1006.55 | 1140.08 | 1095.37 | 1076.93 | 1003.31 | 1000.15 | 986.22 | 1042.48 | 1053.23 | 1137.59 | 1163.04 |
| 6/18/2015 | -- | 1035.76 | 1006.48 | 1140.10 | 1095.28 | 1076.88 | 1003.27 | 1000.15 | 986.22 | 1042.61 | 1053.11 | 1137.62 | 1163.03 |
| 7/7/2015 | -- | 1035.70 | 1006.45 | 1140.12 | 1095.18 | 1076.72 | 1003.28 | 1000.15 | 986.19 | 1042.80 | 1053.02 | 1137.50 | 1163.00 |
| 8/17/2015 | -- | 1035.64 | 1006.40 | 1140.18 | 1095.14 | 1076.61 | 1003.49 | 1000.19 | 986.17 | 1042.72 | 1053.00 | 1137.65 | 1162.96 |
| 9/22/2015 | -- | 1035.58 | 1006.35 | 1140.19 | 1095.07 | 1076.46 | 1003.30 | 1000.17 | 986.17 | 1042.81 | 1052.88 | 1137.60 | 1162.94 |
| 10/13/2015 | -- | 1035.52 | 1006.27 | 1140.12 | 1094.91 | 1076.36 | 1003.26 | 1000.13 | 986.11 | 1042.77 | 1052.75 | 1137.46 | 1162.77 |
| 11/13/2015 | -- | 1035.52 | 1006.33 | 1140.11 | 1094.88 | 1076.16 | 1003.31 | 1000.15 | 986.10 | 1042.73 | 1052.76 | 1137.44 | 1162.90 |
| 12/23/2015 | -- | 1035.47 | 1006.31 | 1140.17 | 1094.93 | 1076.05 | 1003.35 | 1000.24 | 986.24 | 1042.87 | 1052.78 | 1137.69 | 1162.92 |
| 1/8/2016 | -- | 1035.32 | 1006.17 | 1140.20 | 1094.83 | 1076.08 | 1003.25 | 1000.13 | 986.13 | 1042.87 | 1052.60 | 1137.57 | 1162.97 |
| 2/12/2016 | -- | 1035.32 | 1005.82 | 1140.12 | 1094.75 | 1075.87 | 1003.27 | 1000.13 | 986.08 | 1042.77 | 1052.54 | 1137.42 | 1162.83 |
| 3/23/2016 | -- | 1035.21 | 1005.95 | 1140.15 | 1094.62 | 1075.74 | 1003.15 | 1000.12 | 985.96 | 1042.94 | 1052.38 | 1137.45 | 1162.87 |
| 4/11/2016 | -- | 1035.13 | 1005.99 | 1140.19 | 1094.59 | 1075.68 | 1003.21 | 1000.13 | 986.01 | 1043.01 | 1052.32 | 1137.49 | 1162.87 |

# APPENDIX B
## GROUNDWATER ELEVATIONS
## Chiquita Canyon Landfill

All elevations are in feet, relative to mean sea level.

| Sample Date - | FP-01 | PZ-3 | PZ-4 | PZ-5 | PZ-6 | PZ-7 | GP-16 | GP-17 | GP-21 | GP-22 | GP-24 | GP-25 | GP-26 |
|---|---|---|---|---|---|---|---|---|---|---|---|---|---|
| 5/19/2016 | -- | 1035.07 | 1006.05 | 1140.25 | 1094.54 | 1075.49 | 1003.25 | 1000.18 | 985.99 | 1043.13 | 1062.29 | 1137.57 | 1162.99 |
| 6/14/2016 | -- | 1035.04 | 1006.03 | 1140.23 | 1094.45 | 1075.40 | 1003.24 | 1000.19 | 985.91 | 1043.18 | 1052.23 | 1137.50 | 1162.98 |
| 7/7/2016 | -- | 1034.97 | 1005.97 | 1140.20 | 1094.38 | 1075.28 | 1003.45 | 1000.17 | 985.93 | 1043.54 | 1052.18 | 1137.49 | 1162.94 |
| 8/22/2016 | -- | 1034.86 | 1005.85 | 1140.20 | 1094.28 | 1075.09 | 1003.25 | 1000.16 | 985.93 | 1043.30 | 1052.03 | 1137.49 | 1162.88 |
| 9/15/2016 | -- | 1034.79 | 1005.81 | 1140.17 | 1094.13 | 1074.91 | 1003.27 | 1000.14 | 985.99 | 1043.31 | 1051.98 | 1137.47 | 1162.87 |
| 10/18/2016 | -- | 1034.74 | 1005.76 | 1140.16 | 1094.06 | 1074.82 | 1003.26 | 1000.14 | 985.91 | 1043.31 | 1051.90 | 1137.44 | 1162.84 |
| 11/18/2016 | -- | 1034.65 | 1005.63 | 1140.09 | 1094.00 | 1074.67 | 1003.23 | 1000.12 | 985.87 | 1043.30 | 1051.81 | 1137.35 | 1162.64 |
| 12/13/2016 | -- | 1034.55 | 1005.58 | 1140.12 | 1094.95 | 1074.58 | 1003.27 | 1000.13 | 985.82 | 1043.29 | 1051.74 | 1137.32 | 1162.66 |
| 1/6/2017 | -- | 1034.53 | 1005.54 | 1140.28 | 1094.07 | 1074.69 | 1003.23 | 1000.13 | 985.88 | 1043.36 | 1051.75 | 1137.39 | 1162.71 |
| 2/15/2017 | -- | -- | 1005.61 | 1140.43 | -- | -- | 1003.19 | 1000.11 | 985.83 | 1043.38 | 1051.71 | 1137.39 | 1162.76 |
| 3/15/2017 | -- | -- | 1005.63 | 1140.39 | -- | -- | 1003.20 | 1000.13 | 985.82 | 1043.40 | 1051.61 | 1137.39 | 1162.81 |
| 4/13/2017 | -- | 1034.36 | 1005.64 | 1140.31 | 1094.14 | 1074.43 | 1003.22 | 1000.13 | 985.83 | 1043.43 | 1051.53 | 1137.41 | 1162.89 |
| 5/18/2017 | -- | 1034.40 | 1005.75 | 1140.31 | 1094.11 | 1074.32 | 1003.24 | 1000.15 | 985.90 | 1043.48 | 1051.53 | 1137.50 | 1162.93 |
| 6/23/2017 | -- | 1034.38 | 1005.72 | 1140.35 | 1094.09 | 1074.17 | 1003.23 | 1000.16 | 985.93 | 1043.49 | 1051.46 | 1137.46 | 1162.97 |
| 7/7/2017 | -- | 1034.33 | 1005.82 | 1140.37 | 1094.00 | 1074.11 | 1003.22 | 1000.16 | 985.99 | 1043.52 | 1051.42 | 1137.42 | 1162.96 |
| 8/22/2017 | -- | 1034.21 | 1005.71 | 1140.27 | 1093.84 | 1073.83 | 1003.24 | 1000.14 | 985.99 | 1044.06 | 1051.28 | 1137.33 | 1162.80 |
| 9/9/2017 | -- | 1034.17 | 1005.73 | 1140.25 | 1093.79 | 1073.77 | 1003.25 | 1000.13 | 986.00 | 1043.92 | 1051.25 | 1137.34 | 1162.78 |
| 10/13/2017 | -- | 1034.11 | 1005.72 | 1140.27 | 1093.70 | 1073.62 | 1003.25 | 1000.14 | 985.99 | 1043.56 | 1051.17 | 1137.31 | 1162.78 |
| 11/24/2017 | -- | 1034.06 | 1005.68 | 1140.23 | 1093.64 | 1073.56 | 1003.23 | 1000.13 | 985.96 | 1043.39 | 1051.12 | 1137.35 | 1162.75 |
| 12/20/2017 | -- | 1034.03 | 1005.74 | 1140.25 | 1093.65 | 1073.40 | 1003.22 | 1000.12 | 985.92 | 1043.48 | 1051.14 | 1137.24 | 1162.63 |
| 1/12/2018 | -- | 1033.99 | 1005.81 | 1140.29 | 1093.63 | 1073.34 | 1003.19 | 1000.09 | 985.87 | 1043.56 | 1051.14 | 1137.19 | 1162.55 |
| 2/15/2018 | -- | 1033.98 | 1005.79 | 1140.31 | 1093.61 | 1073.26 | 1003.17 | 1000.10 | 985.86 | 1043.53 | 1051.16 | 1137.16 | 1162.56 |
| 3/16/2018 | -- | 1033.91 | 1005.82 | 1139.88 | 1093.65 | 1073.15 | 1003.21 | 1000.12 | 985.89 | 1043.61 | 1051.14 | 1137.18 | 1162.62 |
| 4/18/2018 | -- | 1033.83 | 1005.78 | 1140.27 | 1093.73 | 1073.03 | 1003.26 | 1000.15 | 985.86 | 1043.66 | 1051.10 | 1137.23 | 1162.69 |
| 7/10/2018 | -- | 1033.60 | 1005.64 | 1140.27 | 1093.43 | 1072.68 | 1003.26 | 1000.14 | 985.84 | 1043.72 | 1050.93 | 1137.26 | 1162.66 |
| 10/12/2018 | -- | 1033.52 | 1005.48 | 1140.31 | 1093.38 | 1072.38 | 1003.28 | 1000.14 | 985.82 | 1043.83 | 1050.86 | 1137.34 | 1162.69 |
| 1/25/2019 | -- | 1033.39 | 1005.70 | 1140.34 | 1093.29 | 1072.13 | 1003.21 | 1000.06 | 985.72 | 1043.77 | -- | 1137.04 | 1162.71 |
| 4/22/2019 | -- | 1033.33 | 1006.23 | 1140.30 | 1093.40 | 1072.18 | 1003.21 | 1000.09 | 985.72 | 1044.00 | -- | 1137.19 | 1162.59 |
| 7/5/2019 | -- | 1033.27 | 1010.60 | 1140.24 | 1093.23 | 1071.55 | 1003.03 | 999.98 | 986.12 | 1044.13 | -- | 1137.13 | 1162.55 |
| 10/10/2019 | -- | 1033.13 | 1013.48 | 1140.22 | 1092.97 | 1071.17 | 1003.41 | 1000.01 | 986.63 | 1044.79 | -- | 1137.06 | 1162.57 |
| 1/10/2020 | -- | 1033.07 | 1014.10 | 1140.21 | 1092.99 | 1071.02 | 1003.00 | 999.77 | 986.43 | 1044.14 | -- | 1136.87 | 1162.21 |
| 4/21/2020 | -- | 1033.08 | 1014.80 | 1140.38 | 1093.01 | 1070.83 | 1002.97 | 999.79 | 986.24 | 1044.43 | -- | 1136.94 | 1162.31 |
| 7/16/2020 | -- | 1033.02 | 1017.13 | 1140.25 | 1092.79 | 1070.30 | 1003.01 | 999.81 | 986.09 | 1044.58 | -- | 1136.99 | 1162.32 |
| 10/19/2020 | -- | 1032.98 | 1018.16 | 1140.22 | 1092.66 | 1069.94 | 1003.01 | 999.86 | 985.96 | 1044.54 | -- | 1136.86 | 1162.17 |

# APPENDIX B
## GROUNDWATER ELEVATIONS
## Chiquita Canyon Landfill

All elevations are in feet, relative to mean sea level.

| Sample Date - | FP-01 | PZ-3 | PZ-4 | PZ-5 | PZ-6 | PZ-7 | GP-16 | GP-17 | GP-21 | GP-22 | GP-24 | GP-25 | GP-26 |
|---|---|---|---|---|---|---|---|---|---|---|---|---|---|
| 7/6/2021 | -- | 1032.85 | 1018.28 | 1140.25 | 1092.31 | 1069.17 | 1003.36 | 1000.03 | 985.92 | 1045.30 | -- | 1136.75 | 1162.16 |
| 10/18/2021 | -- | 1032.83 | 1017.84 | 1140.25 | 1092.21 | 1068.83 | 1003.71 | 1000.01 | 985.93 | 1045.30 | -- | 1136.71 | 1162.18 |
| 1/20/2022 | -- | 1032.81 | 1017.25 | 1140.37 | 1092.38 | 1068.83 | 1003.38 | 999.96 | 985.93 | 1045.23 | -- | 1136.56 | 1162.03 |
| 4/20/2022 | -- | 1032.75 | 1021.42 | 1140.29 | 1092.24 | 1068.41 | 1003.38 | 999.99 | 985.91 | 1045.37 | -- | 1136.65 | 1162.10 |
| 7/6/2022 | -- | 1032.72 | 1025.31 | 1140.12 | 1091.82 | 1068.11 | 1003.37 | 999.91 | 985.86 | 1045.47 | -- | 1136.57 | 1162.10 |
| 10/20/2022 | -- | 1032.60 | 1024.59 | 1140.14 | 1091.68 | 1067.66 | 1003.24 | 999.80 | 985.67 | 1043.46 | -- | 1136.44 | 1161.84 |
| 1/12/2023 | -- | -- | 1024.83 | 1140.45 | -- | -- | 1003.09 | 999.81 | 985.86 | 1044.83 | -- | 1136.52 | 1162.03 |
| 4/18/2023 | -- | 1033.09 | 1031.95 | 1140.56 | 1092.35 | -- | 1002.97 | 999.82 | 985.98 | 1045.59 | 1055.17 | 1136.51 | 1162.14 |
| 7/10/2023 | -- | 1033.22 | 1038.48 | 1137.94 | 1092.10 | 1067.35 | 1003.30 | 999.94 | 987.05 | 1045.65 | 1063.25 | 1136.27 | 1162.06 |
| 10/20/2023 | -- | 1033.28 | 1037.52 | 1137.98 | 1092.16 | -- | 1003.31 | 1000.01 | 987.11 | 1045.70 | 1063.32 | 1136.25 | 1162.03 |
| 1/11/2024 | -- | 1033.42 | 1034.97 | -- | 1092.36 | 1067.14 | 1003.24 | 999.99 | 986.95 | 1045.50 | -- | -- | 1161.88 |
| 4/19/2024 | -- | -- | 1033.93 | 1139.78 | 1092.91 | -- | 1002.14 | 1000.08 | 986.83 | 1045.63 | 1085.49 | 1136.09 | 1161.93 |
| 7/3/2024 | -- | 1034.09 | 1034.07 | 1139.40 | 1093.20 | -- | 1003.15 | 1000.17 | 987.22 | 1044.90 | 1087.81 | 1136.15 | 1161.84 |
| 10/21/2024 | -- | 1034.43 | 1033.95 | 1139.55 | 1093.61 | 1067.89 | 1003.09 | 1000.17 | 986.97 | 1045.27 | 1082.64 | 1135.83 | 1161.62 |
| 1/9/2025 | -- | 1034.72 | 1033.33 | 1139.81 | 1094.52 | 1068.23 | 1003.46 | 1000.34 | 986.91 | 1045.75 | 1080.32 | 1135.77 | 1161.58 |
| 4/21/2025 | -- | 1035.14 | 1032.82 | 1139.85 | 1095.61 | 1068.68 | 1003.54 | 1000.37 | 986.80 | 1045.97 | 1086.11 | 1135.93 | 1161.82 |
| 7/8/2025 | 913.44 | 1035.32 | 1032.60 | 1132.98 | 1095.50 | 1068.84 | 1003.15 | 1000.24 | 986.53 | 1045.43 | 1082.21 | 1134.59 | 1161.62 |
| 10/20/2025 | 913.21 | 1035.62 | 1031.31 | 1137.66 | 1095.83 | 1068.84 | 1003.18 | 1000.29 | 986.37 | 1045.49 | 1079.34 | 1134.95 | 1161.17 |
| 1/15/2026 | 917.51 | -- | 1031.38 | -- | -- | -- | 1003.24 | 1000.25 | 986.35 | 1046.02 | -- | -- | 1161.38 |
| 4/21/2026 | 914.41 | 1037.59 | 1033.99 | 1138.04 | 1097.40 | 1068.99 | 1003.22 | 1000.33 | 986.77 | 1046.02 | 1092.90 | 1135.09 | 1161.44 |

# APPENDIX B
## GROUNDWATER ELEVATIONS
## Chiquita Canyon Landfill

All elevations are in feet, relative to mean sea level.

| Sample Date - | FP-01 | PZ-3 | PZ-4 | PZ-5 | PZ-6 | PZ-7 | GP-16 | GP-17 | GP-21 | GP-22 | GP-24 | GP-25 | GP-26 |
|---|---|---|---|---|---|---|---|---|---|---|---|---|---|
| **Most Recent Elevation Calculation:** | | | | | | | | | | | | | |
| 4/21/2026 | | | | | | | | | | | | | |
| TOCE | 951.56 | 1106.23 | 1107.29 | 1214.58 | 1182.6 | 1195.64 | 1257.11 | 1216.32 | 1220.39 | 1326.41 | 1120.83 | 1213.36 | 1378.51 |
| DTW | 37.15 | 68.64 | 73.3 | 76.54 | 85.2 | 126.65 | 253.89 | 215.99 | 233.62 | 280.39 | 27.93 | 78.27 | 217.07 |
| GWE | 914.41 | 1037.59 | 1033.99 | 1138.04 | 1097.40 | 1068.99 | 1003.22 | 1000.33 | 986.77 | 1046.02 | 1092.90 | 1135.09 | 1161.44 |

Notes:

-- = Not Measured
TOCE = Top of Casing Elevation
DTW = Depth to Water
GWE = Groundwater Elevation

# APPENDIX C

## PREDICTION LIMIT PLOTS

# Prediction Limit

Chiquita Canyon LF Client: Chiquita Canyon LF Data: Stat file inorg MP2019 Printed 6/21/2026, 3:37 PM

| Constituent | Well | Upper Lim. | Lower Lim. | Date | Observ. | Sig. | Bg N | %NDs | Transform | Alpha | Method |
|---|---|---|---|---|---|---|---|---|---|---|---|
| Alkalinity, Total as CaCO3 (mg/L) | DW-1 | 223.4 | 125 | 4/28/2026 | 200 | No | 24 | 0 | No | 0.005 | Param Intra |
| Alkalinity, Total as CaCO3 (mg/L) | DW-12 | 199.6 | 134.1 | 4/22/2026 | 160 | No | 16 | 0 | No | 0.005 | Param Intra |
| Alkalinity, Total as CaCO3 (mg/L) | DW-14 | 294.5 | 97.31 | 4/23/2026 | 200 | No | 17 | 0 | No | 0.005 | Param Intra |
| Alkalinity, Total as CaCO3 (mg/L) | DW-15 | 232.1 | 172.3 | 4/23/2026 | 220 | No | 18 | 0 | No | 0.005 | Param Intra |
| Alkalinity, Total as CaCO3 (mg/L) | DW-16 | 363.1 | 133.1 | 4/28/2026 | 240 | No | 27 | 0 | No | 0.005 | Param Intra |
| Alkalinity, Total as CaCO3 (mg/L) | DW-17 | 184 | 110.7 | 4/20/2026 | 160 | No | 19 | 0 | No | 0.005 | Param Intra |
| Alkalinity, Total as CaCO3 (mg/L) | DW-18 | 384.7 | 192.8 | 4/22/2026 | 250 | No | 16 | 0 | No | 0.005 | Param Intra |
| Alkalinity, Total as CaCO3 (mg/L) | DW-21 | 223.6 | 78.25 | 4/22/2026 | 130 | No | 17 | 0 | No | 0.005 | Param Intra |
| Alkalinity, Total as CaCO3 (mg/L) | DW-28 | 408.1 | 288.2 | 4/20/2026 | 360 | No | 16 | 0 | No | 0.005 | Param Intra |
| Alkalinity, Total as CaCO3 (mg/L) | DW-29 | 323.6 | 189.7 | 4/20/2026 | 5ND | No | 18 | 0 | No | 0.005 | Param Intra |
| **Alkalinity, Total as CaCO3 (mg/L)** | **DW-3** | **190.5** | **129.5** | **4/28/2026** | **250** | **Yes** | **24** | **0** | **No** | **0.005** | **Param Intra** |
| Alkalinity, Total as CaCO3 (mg/L) | DW-7 | 142.8 | 87 | 4/22/2026 | 100 | No | 16 | 0 | No | 0.005 | Param Intra |
| Alkalinity, Total as CaCO3 (mg/L) | DW-8 | 467.5 | 281.8 | 4/23/2026 | 410 | No | 15 | 0 | No | 0.005 | Param Intra |
| Alkalinity, Total as CaCO3 (mg/L) | PZ-4 | 527.1 | 54 | 4/28/2026 | 400 | No | 18 | 0 | No | 0.005 | Param Intra |
| Ammonia-N (mg/L) | DW-1 | 0.16 | n/a | 4/28/2026 | 0.068ND | No | 24 | 62.5 | n/a | 0.04 | NP Intra (NDs) |
| Ammonia-N (mg/L) | DW-12 | 0.073 | n/a | 4/22/2026 | 0.068ND | No | 16 | 93.75 | n/a | 0.05882 | NP Intra (NDs) |
| Ammonia-N (mg/L) | DW-14 | 0.1 | n/a | 4/23/2026 | 0.068ND | No | 16 | 87.5 | n/a | 0.05882 | NP Intra (NDs) |
| Ammonia-N (mg/L) | DW-15 | 0.1767 | n/a | 4/23/2026 | 0.16 | No | 18 | 0 | No | 0.01 | Param Intra |
| Ammonia-N (mg/L) | DW-16 | 0.094 | n/a | 4/28/2026 | 0.068ND | No | 26 | 92.31 | n/a | 0.03704 | NP Intra (NDs) |
| **Ammonia-N (mg/L)** | **DW-17** | **0.041** | **n/a** | **4/20/2026** | **0.1** | **Yes** | **18** | **100** | **n/a** | **0.05263** | **NP Intra (NDs)** |
| Ammonia-N (mg/L) | DW-18 | 0.28 | n/a | 4/22/2026 | 0.068ND | No | 16 | 93.75 | n/a | 0.05882 | NP Intra (NDs) |
| Ammonia-N (mg/L) | DW-21 | 0.041 | n/a | 4/22/2026 | 0.068ND | No | 16 | 100 | n/a | 0.05882 | NP Intra (NDs) |
| Ammonia-N (mg/L) | DW-28 | 0.4174 | n/a | 4/20/2026 | 0.3 | No | 16 | 0 | No | 0.01 | Param Intra |
| Ammonia-N (mg/L) | DW-29 | 0.073 | n/a | 4/20/2026 | 0.072J | No | 18 | 94.44 | n/a | 0.05263 | NP Intra (NDs) |
| Ammonia-N (mg/L) | DW-3 | 0.3 | n/a | 4/28/2026 | 0.068ND | No | 24 | 83.33 | n/a | 0.04 | NP Intra (NDs) |
| Ammonia-N (mg/L) | DW-7 | 0.19 | n/a | 4/22/2026 | 0.068ND | No | 16 | 81.25 | n/a | 0.05882 | NP Intra (NDs) |
| Ammonia-N (mg/L) | DW-8 | 1.271 | n/a | 4/23/2026 | 1.1 | No | 15 | 0 | No | 0.01 | Param Intra |
| Ammonia-N (mg/L) | PZ-4 | 0.041 | n/a | 4/28/2026 | 0.068ND | No | 16 | 100 | n/a | 0.05882 | NP Intra (NDs) |
| Ammonia-N (mg/L) | DW-30 | 0.041 | n/a | 4/23/2026 | 0.068ND | No | 4 | 100 | n/a | 0.2 | NP Intra (NDs) |
| Ammonia-N (mg/L) | DW-31 | 0.047 | n/a | 4/22/2026 | 0.068ND | No | 4 | 75 | n/a | 0.2 | NP Intra (NDs) |
| Chemical Oxygen Demand (mg/L) | DW-1 | 46 | n/a | 4/28/2026 | 5 | No | 24 | 70.83 | n/a | 0.04 | NP Intra (NDs) |
| Chemical Oxygen Demand (mg/L) | DW-12 | 26.01 | n/a | 4/22/2026 | 3.01 | No | 15 | 80 | n/a | 0.0625 | NP Intra (NDs) Deseas |
| Chemical Oxygen Demand (mg/L) | DW-14 | 21 | n/a | 4/23/2026 | 3J | No | 16 | 87.5 | n/a | 0.05882 | NP Intra (NDs) |
| Chemical Oxygen Demand (mg/L) | DW-15 | 6 | n/a | 4/23/2026 | 5 | No | 17 | 88.24 | n/a | 0.05556 | NP Intra (NDs) |
| Chemical Oxygen Demand (mg/L) | DW-16 | 3 | n/a | 4/28/2026 | 2.6ND | No | 26 | 84.62 | n/a | 0.03704 | NP Intra (NDs) |
| **Chemical Oxygen Demand (mg/L)** | **DW-17** | **6** | **n/a** | **4/20/2026** | **8** | **Yes** | **18** | **72.22** | **n/a** | **0.05263** | **NP Intra (NDs)** |
| Chemical Oxygen Demand (mg/L) | DW-18 | 33.82 | n/a | 4/22/2026 | 8 | No | 16 | 6.25 | No | 0.01 | Param Intra |
| Chemical Oxygen Demand (mg/L) | DW-21 | 25 | n/a | 4/22/2026 | 4 | No | 16 | 75 | n/a | 0.05882 | NP Intra (NDs) |
| Chemical Oxygen Demand (mg/L) | DW-28 | 32 | n/a | 4/20/2026 | 2.6ND | No | 15 | 73.33 | n/a | 0.0625 | NP Intra (NDs) |
| Chemical Oxygen Demand (mg/L) | DW-29 | 34.88 | n/a | 4/20/2026 | 17 | No | 17 | 17.65 | No | 0.01 | Param Intra |
| Chemical Oxygen Demand (mg/L) | DW-3 | 49 | n/a | 4/28/2026 | 3J | No | 25 | 80 | n/a | 0.03846 | NP Intra (NDs) |
| **Chemical Oxygen Demand (mg/L)** | **DW-7** | **9** | **n/a** | **4/22/2026** | **32** | **Yes** | **16** | **68.75** | **n/a** | **0.05882** | **NP Intra (NDs)** |
| Chemical Oxygen Demand (mg/L) | DW-8 | 12 | n/a | 4/23/2026 | 2.6ND | No | 14 | 64.29 | n/a | 0.06667 | NP Intra (NDs) |
| Chemical Oxygen Demand (mg/L) | PZ-4 | 36.07 | n/a | 4/28/2026 | 17 | No | 16 | 50 | No | 0.01 | Param Intra |
| Chemical Oxygen Demand (mg/L) | DW-30 | 19.81 | n/a | 4/23/2026 | 4 | No | 4 | 50 | No | 0.01 | Param Intra |
| Chemical Oxygen Demand (mg/L) | DW-31 | 120.4 | n/a | 4/22/2026 | 27 | No | 4 | 0 | No | 0.01 | Param Intra |
| Chloride (mg/l) | DW-1 | 131.5 | n/a | 4/28/2026 | 120 | No | 24 | 0 | No | 0.01 | Param Intra |
| Chloride (mg/l) | DW-12 | 213.5 | n/a | 4/22/2026 | 180 | No | 15 | 0 | No | 0.01 | Param Intra |
| Chloride (mg/l) | DW-14 | 104.1 | n/a | 4/23/2026 | 97 | No | 15 | 0 | No | 0.01 | Param Intra |
| Chloride (mg/l) | DW-15 | 82.28 | n/a | 4/23/2026 | 77 | No | 17 | 0 | No | 0.01 | Param Intra |

# Prediction Limit

Chiquita Canyon LF Client: Chiquita Canyon LF Data: Stat file inorg MP2019 Printed 6/21/2026, 3:37 PM

| Constituent | Well | Upper Lim. | Lower Lim. | Date | Observ. | Sig. | Bg N | %NDs | Transform | Alpha | Method |
|---|---|---|---|---|---|---|---|---|---|---|---|
| Chloride (mg/l) | DW-16 | 118.9 | n/a | 4/28/2026 | 110 | No | 26 | 0 | No | 0.01 | Param Intra |
| Chloride (mg/l) | DW-17 | 165.8 | n/a | 4/20/2026 | 150 | No | 17 | 0 | No | 0.01 | Param Intra |
| Chloride (mg/l) | DW-18 | 411.2 | n/a | 4/22/2026 | 110 | No | 16 | 0 | No | 0.01 | Param Intra |
| Chloride (mg/l) | DW-21 | 67.72 | n/a | 4/22/2026 | 55 | No | 15 | 0 | No | 0.01 | Param Intra |
| Chloride (mg/l) | DW-28 | 43.53 | n/a | 4/20/2026 | 35 | No | 15 | 0 | No | 0.01 | Param Intra |
| Chloride (mg/l) | DW-29 | 112.3 | n/a | 4/20/2026 | 96 | No | 17 | 0 | No | 0.01 | Param Intra |
| Chloride (mg/l) | DW-3 | 91.81 | n/a | 4/28/2026 | 63 | No | 24 | 0 | No | 0.01 | Param Intra |
| Chloride (mg/l) | DW-7 | 118.5 | n/a | 4/22/2026 | 81 | No | 15 | 0 | No | 0.01 | Param Intra |
| Chloride (mg/l) | DW-8 | 78.18 | n/a | 4/23/2026 | 70 | No | 14 | 0 | No | 0.01 | Param Intra |
| Chloride (mg/l) | PZ-4 | 93.67 | n/a | 4/28/2026 | 58 | No | 17 | 0 | No | 0.01 | Param Intra |
| Chloride (mg/l) | DW-30 | 74.59 | n/a | 4/23/2026 | 61 | No | 4 | 0 | No | 0.01 | Param Intra |
| Chloride (mg/l) | DW-31 | 167.9 | n/a | 4/22/2026 | 70 | No | 4 | 0 | No | 0.01 | Param Intra |
| Nitrate as N (mg/L) | DW-1 | 0.64 | n/a | 4/28/2026 | 0.05ND | No | 24 | 87.5 | n/a | 0.04 | NP Intra (NDs) |
| Nitrate as N (mg/L) | DW-12 | 4.148 | n/a | 4/22/2026 | 3.6 | No | 16 | 0 | No | 0.01 | Param Intra |
| Nitrate as N (mg/L) | DW-14 | 0.3595 | n/a | 4/23/2026 | 0.3 | No | 15 | 0 | No | 0.01 | Param Intra |
| Nitrate as N (mg/L) | DW-15 | 0.18 | n/a | 4/23/2026 | 0.05ND | No | 17 | 88.24 | n/a | 0.05556 | NP Intra (NDs) |
| Nitrate as N (mg/L) | DW-16 | 2.658 | n/a | 4/28/2026 | 2.1 | No | 26 | 0 | No | 0.01 | Param Intra |
| Nitrate as N (mg/L) | DW-17 | 1.506 | n/a | 4/20/2026 | 0.89 | No | 19 | 0 | No | 0.01 | Param Intra |
| Nitrate as N (mg/L) | DW-18 | 3.937 | n/a | 4/22/2026 | 2.3 | No | 15 | 0 | No | 0.01 | Param Intra |
| Nitrate as N (mg/L) | DW-21 | 0.1523 | n/a | 4/22/2026 | 0.1J | No | 15 | 0 | No | 0.01 | Param Intra |
| Nitrate as N (mg/L) | DW-28 | 0.06 | n/a | 4/20/2026 | 0.05ND | No | 15 | 93.33 | n/a | 0.0625 | NP Intra (NDs) |
| Nitrate as N (mg/L) | DW-29 | 3.945 | n/a | 4/20/2026 | 2.094 | No | 17 | 0 | No | 0.01 | Param Intra Deseas |
| **Nitrate as N (mg/L)** | **DW-3** | **2.062** | **n/a** | **4/28/2026** | **4.4** | **Yes** | **25** | **4** | **No** | **0.01** | **Param Intra** |
| Nitrate as N (mg/L) | DW-7 | 0.06038 | n/a | 4/22/2026 | 0.0545 | No | 15 | 100 | n/a | 0.0625 | NP Intra (NDs) Deseas |
| Nitrate as N (mg/L) | DW-8 | 0.078 | n/a | 4/23/2026 | 0.05ND | No | 14 | 78.57 | n/a | 0.06667 | NP Intra (NDs) |
| Nitrate as N (mg/L) | PZ-4 | 1.764 | n/a | 4/28/2026 | 1.1 | No | 15 | 0 | No | 0.01 | Param Intra |
| Nitrate as N (mg/L) | DW-30 | 2.177 | n/a | 4/23/2026 | 0.28 | No | 4 | 0 | No | 0.01 | Param Intra |
| **Nitrate as N (mg/L)** | **DW-31** | **0.9592** | **n/a** | **4/22/2026** | **1.4** | **Yes** | **4** | **25** | **No** | **0.01** | **Param Intra** |
| Potassium (mg/L) | DW-1 | 5.385 | n/a | 4/28/2026 | 2.7 | No | 24 | 0 | No | 0.01 | Param Intra |
| Potassium (mg/L) | DW-12 | 3.396 | n/a | 4/22/2026 | 1.8 | No | 16 | 0 | No | 0.01 | Param Intra |
| Potassium (mg/L) | DW-14 | 1.485 | n/a | 4/23/2026 | 0.6 | No | 16 | 6.25 | No | 0.01 | Param Intra |
| Potassium (mg/L) | DW-15 | 5.162 | n/a | 4/23/2026 | 2.9 | No | 18 | 0 | No | 0.01 | Param Intra |
| Potassium (mg/L) | DW-16 | 1.906 | n/a | 4/28/2026 | 0.95 | No | 26 | 0 | No | 0.01 | Param Intra |
| Potassium (mg/L) | DW-17 | 1.502 | n/a | 4/20/2026 | 0.65 | No | 18 | 0 | No | 0.01 | Param Intra |
| Potassium (mg/L) | DW-18 | 3.629 | n/a | 4/22/2026 | 1.5 | No | 16 | 0 | No | 0.01 | Param Intra |
| Potassium (mg/L) | DW-21 | 1.439 | n/a | 4/22/2026 | 0.42J | No | 16 | 25 | No | 0.01 | Param Intra |
| Potassium (mg/L) | DW-28 | 2.628 | n/a | 4/20/2026 | 0.86 | No | 16 | 0 | No | 0.01 | Param Intra |
| Potassium (mg/L) | DW-29 | 2.873 | n/a | 4/20/2026 | 1.5 | No | 18 | 0 | No | 0.01 | Param Intra |
| Potassium (mg/L) | DW-3 | 2.633 | n/a | 4/28/2026 | 1.8 | No | 24 | 0 | No | 0.01 | Param Intra |
| Potassium (mg/L) | DW-7 | 2.702 | n/a | 4/22/2026 | 1.2 | No | 16 | 0 | No | 0.01 | Param Intra |
| Potassium (mg/L) | DW-8 | 11.94 | n/a | 4/23/2026 | 6.9 | No | 15 | 0 | No | 0.01 | Param Intra |
| Potassium (mg/L) | PZ-4 | 2.989 | n/a | 4/28/2026 | 2.3 | No | 17 | 0 | No | 0.01 | Param Intra |
| Potassium (mg/L) | DW-30 | 2.842 | n/a | 4/23/2026 | 1.863 | No | 4 | 0 | No | 0.01 | Param Intra Deseas |
| Potassium (mg/L) | DW-31 | 3.51 | n/a | 4/22/2026 | 1.3 | No | 4 | 0 | No | 0.01 | Param Intra |
| Sodium (mg/L) | DW-1 | 270.6 | n/a | 4/28/2026 | 250 | No | 24 | 0 | No | 0.01 | Param Intra |
| Sodium (mg/L) | DW-12 | 323.7 | n/a | 4/22/2026 | 280.2 | No | 15 | 0 | No | 0.01 | Param Intra Deseas |
| Sodium (mg/L) | DW-14 | 244.4 | n/a | 4/23/2026 | 150 | No | 15 | 0 | No | 0.01 | Param Intra |
| Sodium (mg/L) | DW-15 | 504 | n/a | 4/23/2026 | 420 | No | 17 | 0 | No | 0.01 | Param Intra |
| Sodium (mg/L) | DW-16 | 290.9 | n/a | 4/28/2026 | 250 | No | 26 | 0 | No | 0.01 | Param Intra |
| Sodium (mg/L) | DW-17 | 269.7 | n/a | 4/20/2026 | 220 | No | 19 | 0 | No | 0.01 | Param Intra |

# Prediction Limit

Chiquita Canyon LF Client: Chiquita Canyon LF Data: Stat file inorg MP2019 Printed 6/21/2026, 3:37 PM

| Constituent | Well | Upper Lim. | Lower Lim. | Date | Observ. | Sig. | Bg N | %NDs | Transform | Alpha | Method |
|---|---|---|---|---|---|---|---|---|---|---|---|
| Sodium (mg/L) | DW-18 | 351.8 | n/a | 4/22/2026 | 300.6 | No | 15 | 0 | No | 0.01 | Param Intra Deseas |
| Sodium (mg/L) | DW-21 | 165.5 | n/a | 4/22/2026 | 140 | No | 15 | 0 | No | 0.01 | Param Intra |
| Sodium (mg/L) | DW-28 | 410.2 | n/a | 4/20/2026 | 360 | No | 15 | 0 | No | 0.01 | Param Intra |
| Sodium (mg/L) | DW-29 | 305 | n/a | 4/20/2026 | 240 | No | 17 | 0 | No | 0.01 | Param Intra |
| Sodium (mg/L) | DW-3 | 171.6 | n/a | 4/28/2026 | 140 | No | 24 | 0 | No | 0.01 | Param Intra |
| Sodium (mg/L) | DW-7 | 388 | n/a | 4/22/2026 | 330 | No | 15 | 0 | No | 0.01 | Param Intra |
| Sodium (mg/L) | DW-8 | 801.4 | n/a | 4/23/2026 | 630 | No | 14 | 0 | No | 0.01 | Param Intra |
| Sodium (mg/L) | PZ-4 | 232.7 | n/a | 4/28/2026 | 190 | No | 16 | 0 | No | 0.01 | Param Intra |
| Sodium (mg/L) | DW-30 | 241.4 | n/a | 4/23/2026 | 200 | No | 4 | 0 | No | 0.01 | Param Intra |
| Sodium (mg/L) | DW-31 | 191.5 | n/a | 4/22/2026 | 110 | No | 4 | 0 | No | 0.01 | Param Intra |
| Sulfate (mg/L) | DW-1 | 432.7 | n/a | 4/28/2026 | 410 | No | 24 | 0 | No | 0.01 | Param Intra |
| Sulfate (mg/L) | DW-12 | 340.1 | n/a | 4/22/2026 | 300 | No | 15 | 0 | No | 0.01 | Param Intra |
| Sulfate (mg/L) | DW-14 | 36.09 | n/a | 4/23/2026 | 30 | No | 15 | 0 | No | 0.01 | Param Intra |
| Sulfate (mg/L) | DW-15 | 1732 | n/a | 4/23/2026 | 1500 | No | 17 | 0 | No | 0.01 | Param Intra |
| Sulfate (mg/L) | DW-16 | 219.2 | n/a | 4/28/2026 | 200 | No | 26 | 0 | No | 0.01 | Param Intra |
| Sulfate (mg/L) | DW-17 | 207.6 | n/a | 4/20/2026 | 190 | No | 17 | 0 | No | 0.01 | Param Intra |
| Sulfate (mg/L) | DW-18 | 1340 | n/a | 4/22/2026 | 350 | No | 16 | 0 | No | 0.01 | Param Intra |
| Sulfate (mg/L) | DW-21 | 130.4 | n/a | 4/22/2026 | 121.8 | No | 15 | 0 | No | 0.01 | Param Intra Deseas |
| Sulfate (mg/L) | DW-28 | 554.8 | n/a | 4/20/2026 | 470 | No | 15 | 0 | No | 0.01 | Param Intra |
| Sulfate (mg/L) | DW-29 | 459.8 | n/a | 4/20/2026 | 374.5 | No | 17 | 0 | No | 0.01 | Param Intra Deseas |
| Sulfate (mg/L) | DW-3 | 222.1 | n/a | 4/28/2026 | 95 | No | 24 | 0 | No | 0.01 | Param Intra |
| Sulfate (mg/L) | DW-7 | 997 | n/a | 4/22/2026 | 650 | No | 15 | 0 | No | 0.01 | Param Intra |
| Sulfate (mg/L) | DW-8 | 3243 | n/a | 4/23/2026 | 2800 | No | 14 | 0 | No | 0.01 | Param Intra |
| Sulfate (mg/L) | PZ-4 | 187 | n/a | 4/28/2026 | 120 | No | 16 | 0 | No | 0.01 | Param Intra |
| Sulfate (mg/L) | DW-30 | 404.8 | n/a | 4/23/2026 | 313.1 | No | 4 | 0 | No | 0.01 | Param Intra Deseas |
| Sulfate (mg/L) | DW-31 | 623.6 | n/a | 4/22/2026 | 290 | No | 4 | 0 | No | 0.01 | Param Intra |
| Total Dissolved Solids (mg/L) | DW-1 | 1042 | n/a | 4/28/2026 | 990 | No | 24 | 0 | No | 0.01 | Param Intra |
| Total Dissolved Solids (mg/L) | DW-12 | 1043 | n/a | 4/22/2026 | 930 | No | 15 | 0 | No | 0.01 | Param Intra |
| Total Dissolved Solids (mg/L) | DW-14 | 468.4 | n/a | 4/23/2026 | 400 | No | 15 | 0 | No | 0.01 | Param Intra |
| Total Dissolved Solids (mg/L) | DW-15 | 2540 | n/a | 4/23/2026 | 2400 | No | 17 | 0 | No | 0.01 | Param Intra |
| Total Dissolved Solids (mg/L) | DW-16 | 864.9 | n/a | 4/28/2026 | 730 | No | 26 | 0 | No | 0.01 | Param Intra |
| Total Dissolved Solids (mg/L) | DW-17 | 718.6 | n/a | 4/20/2026 | 670 | No | 17 | 0 | No | 0.01 | Param Intra |
| Total Dissolved Solids (mg/L) | DW-18 | 1129 | n/a | 4/22/2026 | 980 | No | 16 | 0 | No | 0.01 | Param Intra |
| Total Dissolved Solids (mg/L) | DW-21 | 502.7 | n/a | 4/22/2026 | 430 | No | 15 | 0 | No | 0.01 | Param Intra |
| Total Dissolved Solids (mg/L) | DW-28 | 1191 | n/a | 4/20/2026 | 1085 | No | 15 | 0 | No | 0.01 | Param Intra Deseas |
| Total Dissolved Solids (mg/L) | DW-29 | 1073 | n/a | 4/20/2026 | 959.4 | No | 17 | 0 | No | 0.01 | Param Intra Deseas |
| Total Dissolved Solids (mg/L) | DW-3 | 684.1 | n/a | 4/28/2026 | 520 | No | 24 | 0 | No | 0.01 | Param Intra |
| Total Dissolved Solids (mg/L) | DW-7 | 1332 | n/a | 4/22/2026 | 1200 | No | 15 | 0 | No | 0.01 | Param Intra |
| Total Dissolved Solids (mg/L) | DW-8 | 5040 | n/a | 4/23/2026 | 4500 | No | 14 | 0 | No | 0.01 | Param Intra |
| Total Dissolved Solids (mg/L) | PZ-4 | 1020 | n/a | 4/28/2026 | 710 | No | 15 | 0 | No | 0.01 | Param Intra |
| Total Dissolved Solids (mg/L) | DW-30 | 1017 | n/a | 4/23/2026 | 740 | No | 4 | 0 | No | 0.01 | Param Intra |
| Total Dissolved Solids (mg/L) | DW-31 | 1779 | n/a | 4/22/2026 | 1100 | No | 4 | 0 | No | 0.01 | Param Intra |
| Total Organic Carbon (mg/L) | DW-1 | 4.102 | n/a | 4/28/2026 | 2.1 | No | 24 | 0 | No | 0.01 | Param Intra |
| Total Organic Carbon (mg/L) | DW-12 | 10.12 | n/a | 4/22/2026 | 1.4 | No | 16 | 0 | No | 0.01 | Param Intra |
| Total Organic Carbon (mg/L) | DW-14 | 9.056 | n/a | 4/23/2026 | 1.1 | No | 16 | 6.25 | No | 0.01 | Param Intra |
| Total Organic Carbon (mg/L) | DW-15 | 6.139 | n/a | 4/23/2026 | 3.1 | No | 18 | 0 | No | 0.01 | Param Intra |
| Total Organic Carbon (mg/L) | DW-16 | 4.783 | n/a | 4/28/2026 | 0.93J | No | 26 | 0 | No | 0.01 | Param Intra |
| Total Organic Carbon (mg/L) | DW-17 | 5.405 | n/a | 4/20/2026 | 1.3 | No | 19 | 0 | No | 0.01 | Param Intra |
| Total Organic Carbon (mg/L) | DW-18 | 12.09 | n/a | 4/22/2026 | 5.8 | No | 16 | 0 | No | 0.01 | Param Intra |
| Total Organic Carbon (mg/L) | DW-21 | 4.461 | n/a | 4/22/2026 | 1.9 | No | 17 | 0 | No | 0.01 | Param Intra |

# Prediction Limit

Chiquita Canyon LF Client: Chiquita Canyon LF Data: Stat file inorg MP2019 Printed 6/21/2026, 3:37 PM

| Constituent | Well | Upper Lim. | Lower Lim. | Date | Observ. | Sig. | Bg N | %NDs | Transform | Alpha | Method |
|---|---|---|---|---|---|---|---|---|---|---|---|
| Total Organic Carbon (mg/L) | DW-28 | 8.646 | n/a | 4/20/2026 | 3.2 | No | 16 | 0 | No | 0.01 | Param Intra |
| Total Organic Carbon (mg/L) | DW-29 | 13.52 | n/a | 4/20/2026 | 11 | No | 18 | 0 | No | 0.01 | Param Intra |
| Total Organic Carbon (mg/L) | DW-3 | 3.519 | n/a | 4/28/2026 | 1.7 | No | 25 | 0 | No | 0.01 | Param Intra |
| Total Organic Carbon (mg/L) | DW-7 | 6.519 | n/a | 4/22/2026 | 1 | No | 17 | 0 | No | 0.01 | Param Intra |
| Total Organic Carbon (mg/L) | DW-8 | 8.272 | n/a | 4/23/2026 | 4.3 | No | 16 | 0 | No | 0.01 | Param Intra |
| Total Organic Carbon (mg/L) | PZ-4 | 15.11 | n/a | 4/28/2026 | 7.5 | No | 17 | 5.882 | No | 0.01 | Param Intra |

Sanitas™ v.10.1.07 Software licensed to Environmental Applications, Inc. CA

Within Limits

## Prediction Limit

Intrawell Parametric

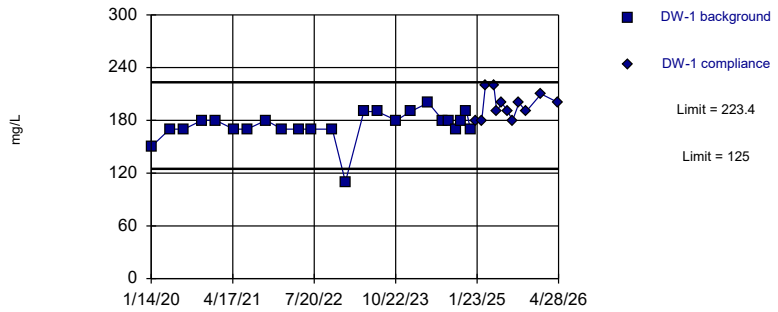


Background Data Summary: Mean=174.2, Std. Dev.=17.17, n=24. Seasonality was not detected with 95% confidence. Normality test was disabled. Report alpha = 0.01. Most recent point compared to limit.

Constituent: Alkalinity, Total as CaCO3 Analysis Run 6/21/2026 3:34 PM View: Stat analysis
Chiquita Canyon LF Client: Chiquita Canyon LF Data: Stat file inorg MP2019

Sanitas™ v.10.1.07 Software licensed to Environmental Applications, Inc. CA

Within Limits

## Prediction Limit

Intrawell Parametric

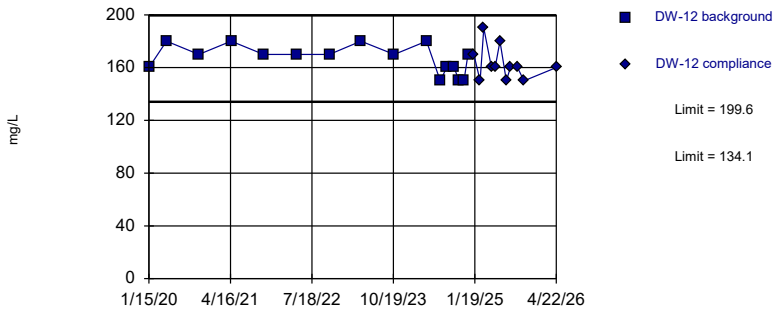


Background Data Summary: Mean=166.9, Std. Dev.=10.78, n=16. Seasonality was not detected with 95% confidence. Normality test was disabled. Report alpha = 0.01. Most recent point compared to limit.

Constituent: Alkalinity, Total as CaCO3 Analysis Run 6/21/2026 3:34 PM View: Stat analysis
Chiquita Canyon LF Client: Chiquita Canyon LF Data: Stat file inorg MP2019

Sanitas™ v.10.1.07 Software licensed to Environmental Applications, Inc. CA

Within Limits

## Prediction Limit

Intrawell Parametric

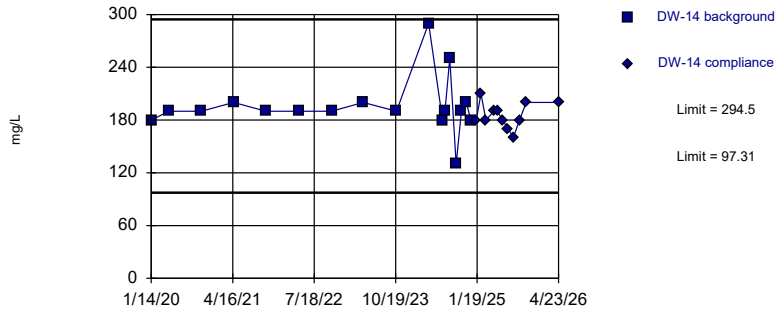


Background Data Summary: Mean=195.9, Std. Dev.=32.8, n=17. Seasonality was not detected with 95% confidence. Normality test was disabled. Report alpha = 0.01. Most recent point compared to limit.

Constituent: Alkalinity, Total as CaCO3 Analysis Run 6/21/2026 3:34 PM View: Stat analysis
Chiquita Canyon LF Client: Chiquita Canyon LF Data: Stat file inorg MP2019

Sanitas™ v.10.1.07 Software licensed to Environmental Applications, Inc. CA

Within Limits

## Prediction Limit

Intrawell Parametric

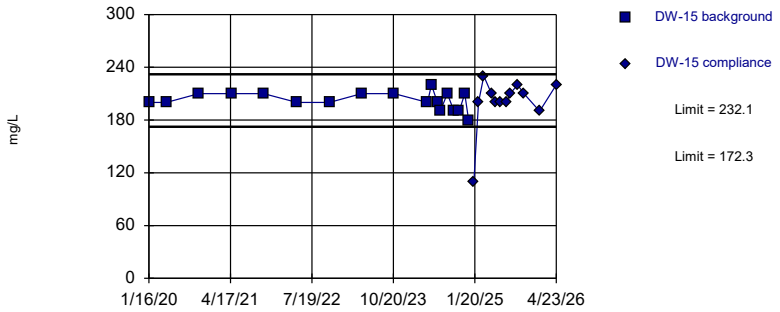


Background Data Summary: Mean=202.2, Std. Dev.=10.03, n=18. Seasonality was not detected with 95% confidence. Normality test was disabled. Report alpha = 0.01. Most recent point compared to limit.

Constituent: Alkalinity, Total as CaCO3 Analysis Run 6/21/2026 3:34 PM View: Stat analysis
Chiquita Canyon LF Client: Chiquita Canyon LF Data: Stat file inorg MP2019

Sanitas™ v.10.1.07 Software licensed to Environmental Applications, Inc. CA

Within Limits

## Prediction Limit

Intrawell Parametric

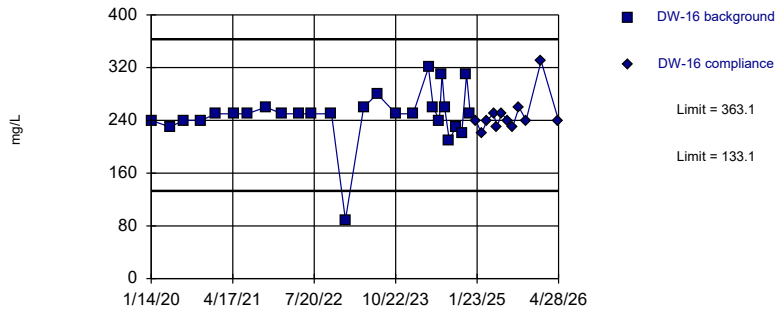


Background Data Summary: Mean=248.1, Std. Dev.=40.63, n=27. Seasonality was not detected with 95% confidence. Normality test was disabled. Report alpha = 0.01. Most recent point compared to limit.

Constituent: Alkalinity, Total as CaCO3 Analysis Run 6/21/2026 3:34 PM View: Stat analysis
Chiquita Canyon LF Client: Chiquita Canyon LF Data: Stat file inorg MP2019

Sanitas™ v.10.1.07 Software licensed to Environmental Applications, Inc. CA

Within Limits

## Prediction Limit

Intrawell Parametric

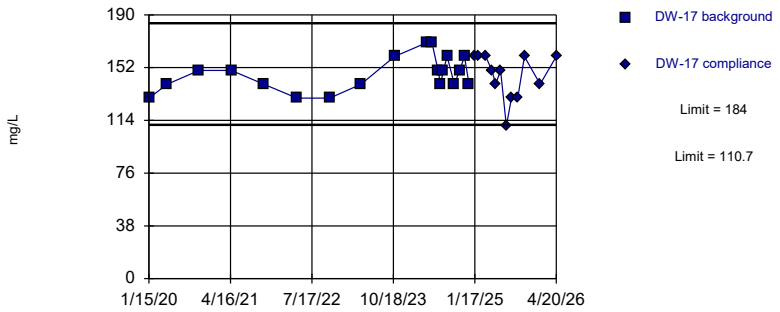


Background Data Summary: Mean=147.4, Std. Dev.=12.4, n=19. Seasonality was not detected with 95% confidence. Normality test was disabled. Report alpha = 0.01. Most recent point compared to limit.

Constituent: Alkalinity, Total as CaCO3 Analysis Run 6/21/2026 3:34 PM View: Stat analysis
Chiquita Canyon LF Client: Chiquita Canyon LF Data: Stat file inorg MP2019

Sanitas™ v.10.1.07 Software licensed to Environmental Applications, Inc. CA

Within Limits

## Prediction Limit

Intrawell Parametric

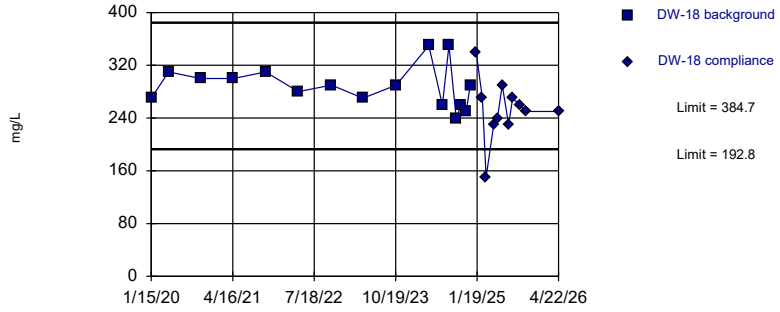


Background Data Summary: Mean=288.8, Std. Dev.=31.6, n=16. Seasonality was not detected with 95% confidence. Normality test was disabled. Report alpha = 0.01. Most recent point compared to limit.

Constituent: Alkalinity, Total as CaCO3 Analysis Run 6/21/2026 3:34 PM View: Stat analysis
Chiquita Canyon LF Client: Chiquita Canyon LF Data: Stat file inorg MP2019

Sanitas™ v.10.1.07 Software licensed to Environmental Applications, Inc. CA

Within Limits

## Prediction Limit

Intrawell Parametric

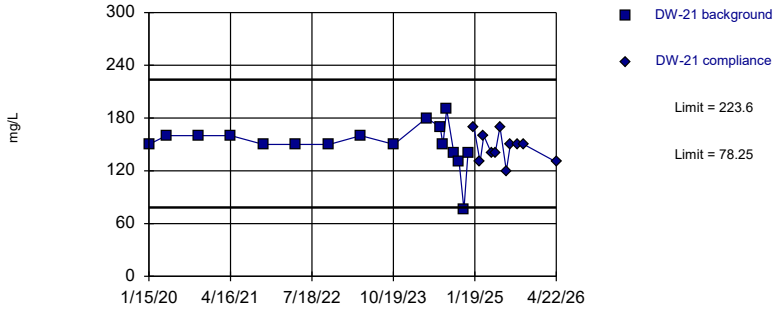


Background Data Summary: Mean=150.9, Std. Dev.=24.19, n=17. Seasonality was not detected with 95% confidence. Normality test was disabled. Report alpha = 0.01. Most recent point compared to limit.

Constituent: Alkalinity, Total as CaCO3 Analysis Run 6/21/2026 3:34 PM View: Stat analysis
Chiquita Canyon LF Client: Chiquita Canyon LF Data: Stat file inorg MP2019

Sanitas™ v.10.1.07 Software licensed to Environmental Applications, Inc. CA

Within Limits

## Prediction Limit

Intrawell Parametric

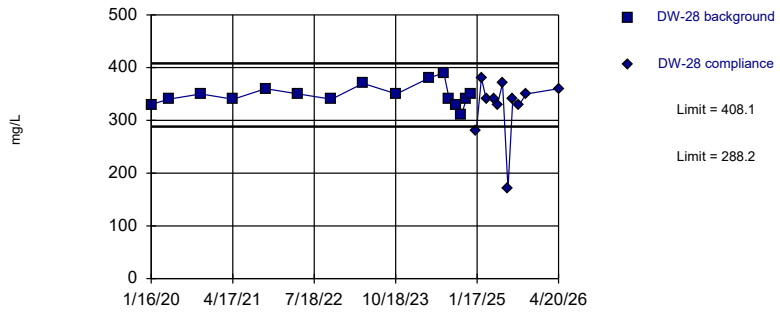


Background Data Summary: Mean=348.1, Std. Dev.=19.74, n=16. Seasonality was not detected with 95% confidence. Normality test was disabled. Report alpha = 0.01. Most recent point compared to limit.

Constituent: Alkalinity, Total as CaCO3 Analysis Run 6/21/2026 3:34 PM View: Stat analysis
Chiquita Canyon LF Client: Chiquita Canyon LF Data: Stat file inorg MP2019

Sanitas™ v.10.1.07 Software licensed to Environmental Applications, Inc. CA
Hollow symbols indicate censored values.

Within Limits

## Prediction Limit

Intrawell Parametric

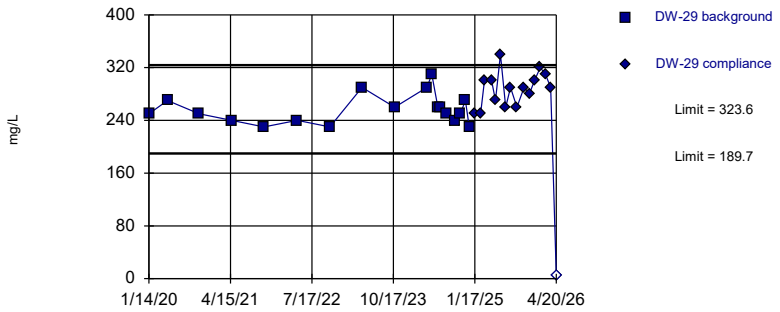


Background Data Summary: Mean=256.7, Std. Dev.=22.49, n=18. Seasonality was not detected with 95% confidence. Normality test was disabled. Report alpha = 0.01. Most recent point compared to limit.

Constituent: Alkalinity, Total as CaCO3 Analysis Run 6/21/2026 3:34 PM View: Stat analysis
Chiquita Canyon LF Client: Chiquita Canyon LF Data: Stat file inorg MP2019

Sanitas™ v.10.1.07 Software licensed to Environmental Applications, Inc. CA

Exceeds Limits

## Prediction Limit

Intrawell Parametric

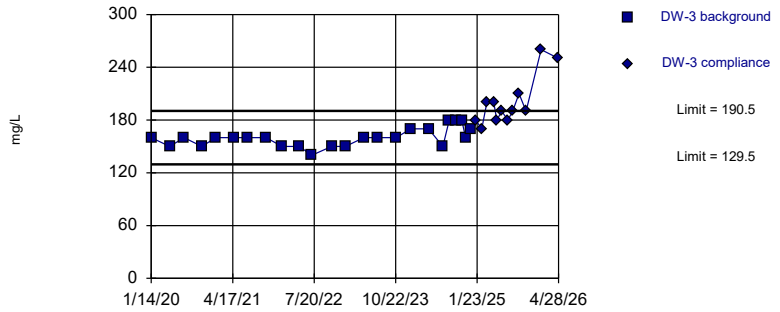


Background Data Summary: Mean=160, Std. Dev.=10.63, n=24. Seasonality was not detected with 95% confidence. Normality test was disabled. Report alpha = 0.01. Most recent point compared to limit.

Constituent: Alkalinity, Total as CaCO3 Analysis Run 6/21/2026 3:34 PM View: Stat analysis
Chiquita Canyon LF Client: Chiquita Canyon LF Data: Stat file inorg MP2019

Sanitas™ v.10.1.07 Software licensed to Environmental Applications, Inc. CA

Within Limits

## Prediction Limit

Intrawell Parametric

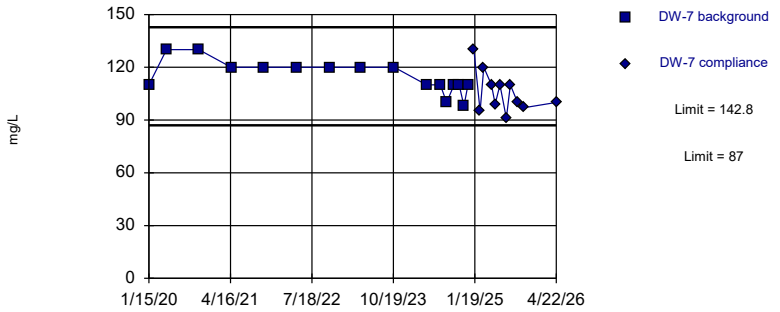


Background Data Summary: Mean=114.9, Std. Dev.=9.179, n=16. Seasonality was not detected with 95% confidence. Normality test was disabled. Report alpha = 0.01. Most recent point compared to limit.

Constituent: Alkalinity, Total as CaCO3 Analysis Run 6/21/2026 3:34 PM View: Stat analysis
Chiquita Canyon LF Client: Chiquita Canyon LF Data: Stat file inorg MP2019

Sanitas™ v.10.1.07 Software licensed to Environmental Applications, Inc. CA

Within Limits

## Prediction Limit

Intrawell Parametric

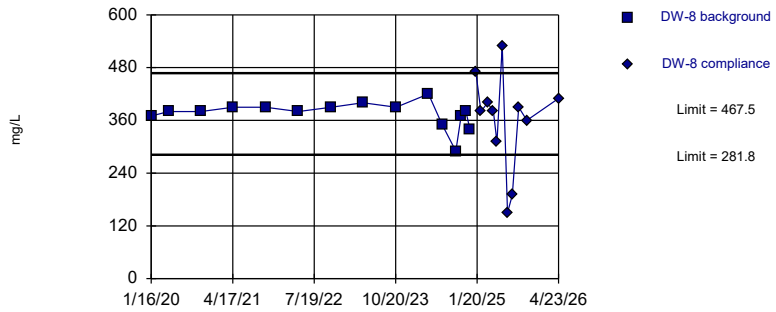


Background Data Summary: Mean=374.7, Std. Dev.=30.21, n=15. Seasonality was not detected with 95% confidence. Normality test was disabled. Report alpha = 0.01. Most recent point compared to limit.

Constituent: Alkalinity, Total as CaCO3 Analysis Run 6/21/2026 3:34 PM View: Stat analysis
Chiquita Canyon LF Client: Chiquita Canyon LF Data: Stat file inorg MP2019

Sanitas™ v.10.1.07 Software licensed to Environmental Applications, Inc. CA

Within Limits

## Prediction Limit

Intrawell Parametric

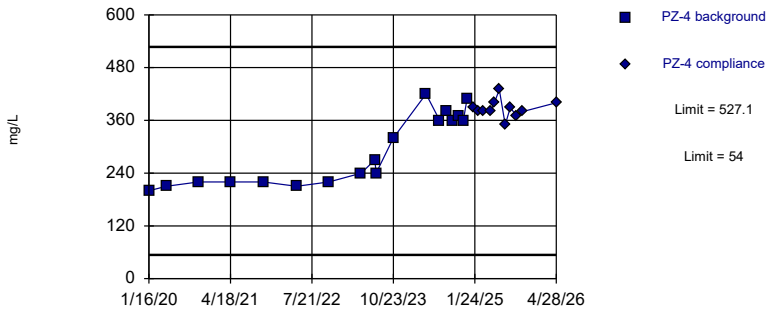


Background Data Summary: Mean=290.6, Std. Dev.=79.44, n=18. Seasonality was not detected with 95% confidence. Normality test was disabled. Report alpha = 0.01. Most recent point compared to limit.

Constituent: Alkalinity, Total as CaCO3 Analysis Run 6/21/2026 3:34 PM View: Stat analysis
Chiquita Canyon LF Client: Chiquita Canyon LF Data: Stat file inorg MP2019

Sanitas™ v.10.1.07 Software licensed to Environmental Applications, Inc. CA
Hollow symbols indicate censored values.

Within Limit

## Prediction Limit

Intrawell Non-parametric

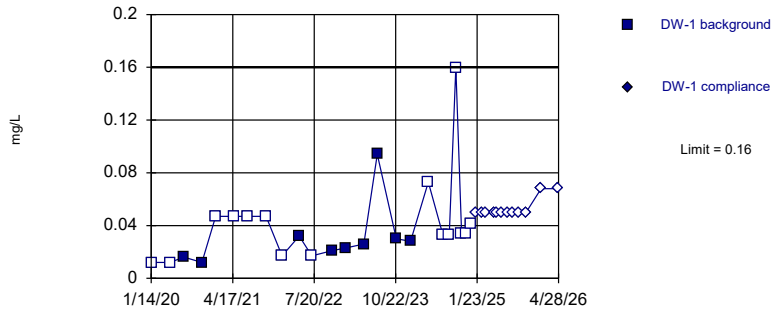


Non-parametric test used in lieu of parametric prediction limit because censored data exceeded 50%. Limit is highest of 24 background values. 62.5% NDs. Report alpha = 0.04. Most recent point compared to limit. Seasonality was not detected with 95% confidence.

Constituent: Ammonia-N Analysis Run 6/21/2026 3:34 PM View: Stat analysis
Chiquita Canyon LF Client: Chiquita Canyon LF Data: Stat file inorg MP2019

Sanitas™ v.10.1.07 Software licensed to Environmental Applications, Inc. CA
Hollow symbols indicate censored values.

Within Limit

## Prediction Limit

Intrawell Non-parametric

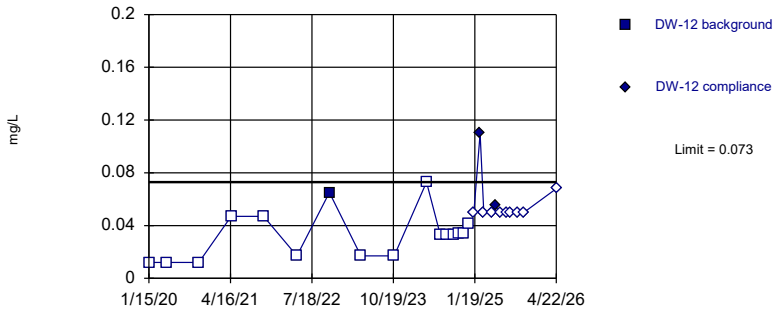


Non-parametric test used in lieu of parametric prediction limit because censored data exceeded 50%. Limit is highest of 16 background values. 93.75% NDs. Report alpha = 0.05882. Most recent point compared to limit. Seasonality was not detected with 95% confidence.

Constituent: Ammonia-N Analysis Run 6/21/2026 3:34 PM View: Stat analysis
Chiquita Canyon LF Client: Chiquita Canyon LF Data: Stat file inorg MP2019

Sanitas™ v.10.1.07 Software licensed to Environmental Applications, Inc. CA
Hollow symbols indicate censored values.

Within Limit

## Prediction Limit

Intrawell Non-parametric

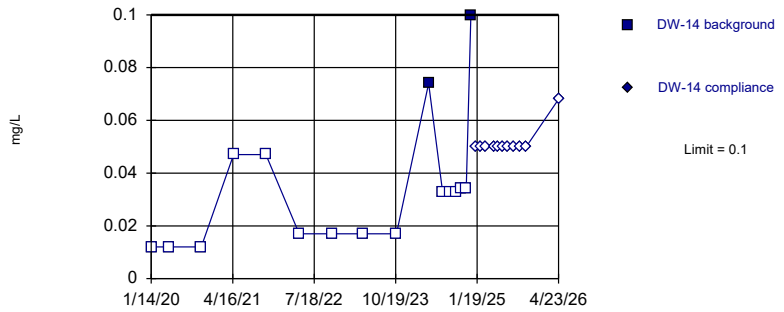


Non-parametric test used in lieu of parametric prediction limit because censored data exceeded 50%. Limit is highest of 16 background values. 87.5% NDs. Report alpha = 0.05882. Most recent point compared to limit. Seasonality was not detected with 95% confidence.

Constituent: Ammonia-N Analysis Run 6/21/2026 3:34 PM View: Stat analysis
Chiquita Canyon LF Client: Chiquita Canyon LF Data: Stat file inorg MP2019

Sanitas™ v.10.1.07 Software licensed to Environmental Applications, Inc. CA

Within Limit

## Prediction Limit

Intrawell Parametric

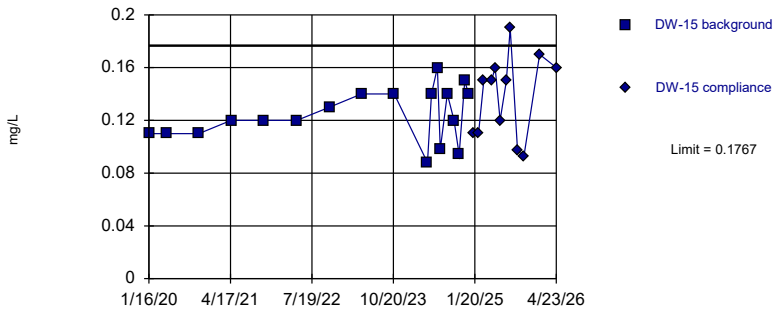


Background Data Summary: Mean=0.1239, Std. Dev.=0.02002, n=18. Seasonality was not detected with 95% confidence. Normality test was disabled. Report alpha = 0.01. Most recent point compared to limit.

Constituent: Ammonia-N Analysis Run 6/21/2026 3:34 PM View: Stat analysis
Chiquita Canyon LF Client: Chiquita Canyon LF Data: Stat file inorg MP2019

Sanitas™ v.10.1.07 Software licensed to Environmental Applications, Inc. CA
Hollow symbols indicate censored values.

Within Limit

## Prediction Limit

Intrawell Non-parametric

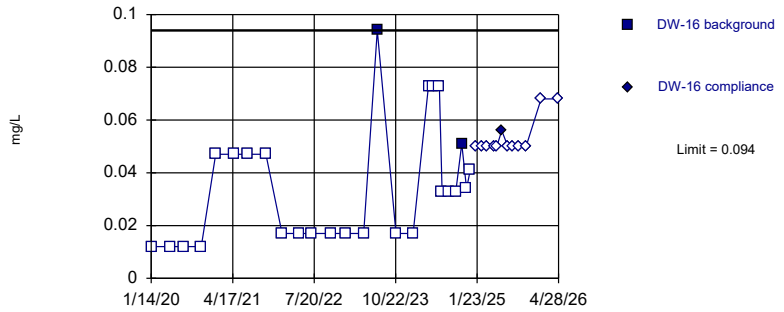


Non-parametric test used in lieu of parametric prediction limit because censored data exceeded 50%. Limit is highest of 26 background values. 92.31% NDs. Report alpha = 0.03704. Most recent point compared to limit. Seasonality was not detected with 95% confidence.

Constituent: Ammonia-N Analysis Run 6/21/2026 3:34 PM View: Stat analysis
Chiquita Canyon LF Client: Chiquita Canyon LF Data: Stat file inorg MP2019

Sanitas™ v.10.1.07 Software licensed to Environmental Applications, Inc. CA
Hollow symbols indicate censored values.

Exceeds Limit

## Prediction Limit

Intrawell Non-parametric

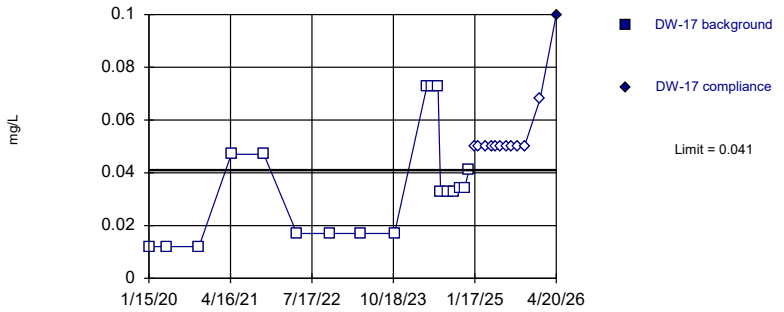


Non-parametric test used in lieu of parametric prediction limit because censored data exceeded 50%. All background values (n = 18) were censored; limit is most recent reporting limit. Report alpha = 0.05263. Most recent point compared to limit. Seasonality was not detected with 95% confidence.

Constituent: Ammonia-N Analysis Run 6/21/2026 3:34 PM View: Stat analysis
Chiquita Canyon LF Client: Chiquita Canyon LF Data: Stat file inorg MP2019

Sanitas™ v.10.1.07 Software licensed to Environmental Applications, Inc. CA
Hollow symbols indicate censored values.

Within Limit

## Prediction Limit

Intrawell Non-parametric

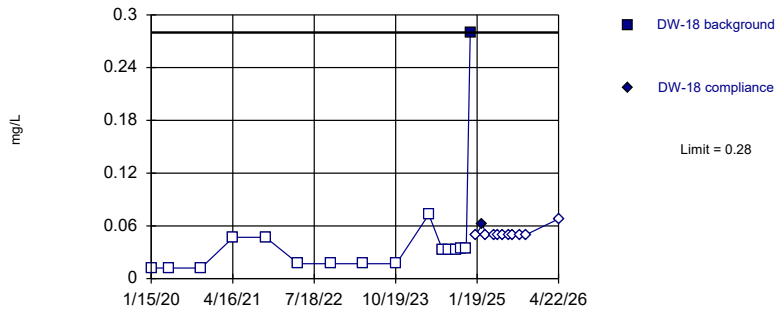


Non-parametric test used in lieu of parametric prediction limit because censored data exceeded 50%. Limit is highest of 16 background values. 93.75% NDs. Report alpha = 0.05882. Most recent point compared to limit. Seasonality was not detected with 95% confidence.

Constituent: Ammonia-N Analysis Run 6/21/2026 3:34 PM View: Stat analysis
Chiquita Canyon LF Client: Chiquita Canyon LF Data: Stat file inorg MP2019

Sanitas™ v.10.1.07 Software licensed to Environmental Applications, Inc. CA
Hollow symbols indicate censored values.

Within Limit

## Prediction Limit

Intrawell Non-parametric

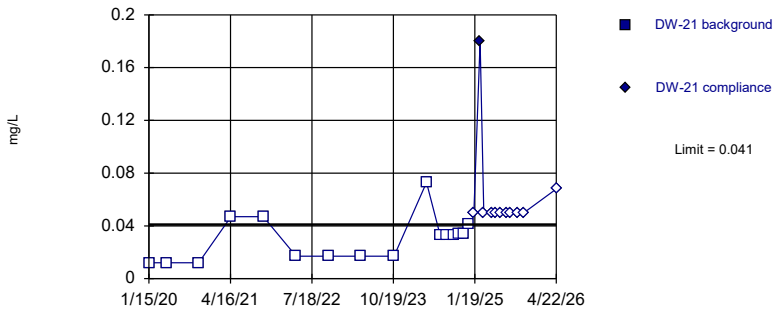


Non-parametric test used in lieu of parametric prediction limit because censored data exceeded 50%. All background values (n = 16) were censored; limit is most recent reporting limit. Report alpha = 0.05882. Most recent point compared to limit. Seasonality was not detected with 95% confidence.

Constituent: Ammonia-N Analysis Run 6/21/2026 3:34 PM View: Stat analysis
Chiquita Canyon LF Client: Chiquita Canyon LF Data: Stat file inorg MP2019

Sanitas™ v.10.1.07 Software licensed to Environmental Applications, Inc. CA
Hollow symbols indicate censored values.

Within Limit

## Prediction Limit

Intrawell Parametric

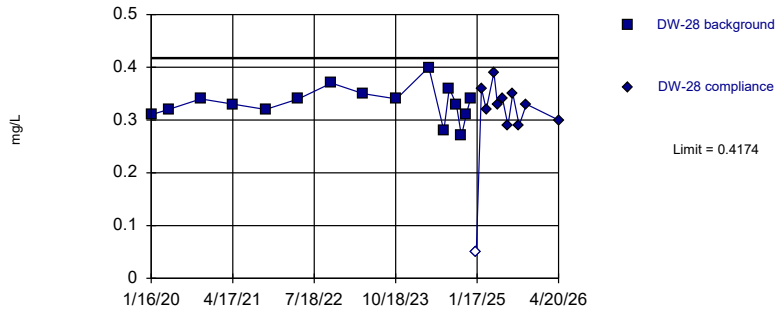


Background Data Summary: Mean=0.3319, Std. Dev.=0.03188, n=16. Seasonality was not detected with 95% confidence. Normality test was disabled. Report alpha = 0.01. Most recent point compared to limit.

Constituent: Ammonia-N Analysis Run 6/21/2026 3:34 PM View: Stat analysis
Chiquita Canyon LF Client: Chiquita Canyon LF Data: Stat file inorg MP2019

Sanitas™ v.10.1.07 Software licensed to Environmental Applications, Inc. CA
Hollow symbols indicate censored values.

Within Limit

## Prediction Limit

Intrawell Non-parametric

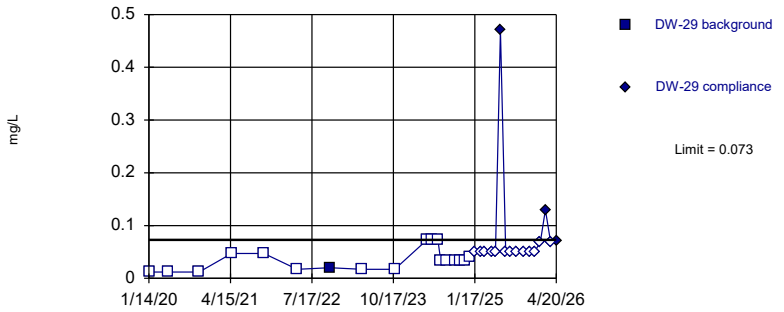


Non-parametric test used in lieu of parametric prediction limit because censored data exceeded 50%. Limit is highest of 18 background values. 94.44% NDs. Report alpha = 0.05263. Most recent point compared to limit. Seasonality was not detected with 95% confidence.

Constituent: Ammonia-N Analysis Run 6/21/2026 3:34 PM View: Stat analysis
Chiquita Canyon LF Client: Chiquita Canyon LF Data: Stat file inorg MP2019

Sanitas™ v.10.1.07 Software licensed to Environmental Applications, Inc. CA
Hollow symbols indicate censored values.

Within Limit

## Prediction Limit

Intrawell Non-parametric

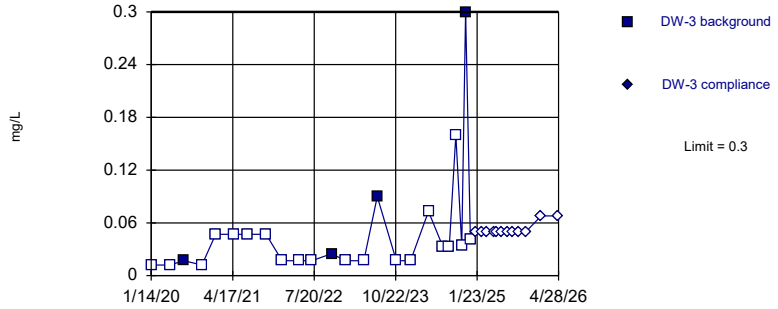


Non-parametric test used in lieu of parametric prediction limit because censored data exceeded 50%. Limit is highest of 24 background values. 83.33% NDs. Report alpha = 0.04. Most recent point compared to limit. Seasonality was not detected with 95% confidence.

Constituent: Ammonia-N Analysis Run 6/21/2026 3:34 PM View: Stat analysis
Chiquita Canyon LF Client: Chiquita Canyon LF Data: Stat file inorg MP2019

Sanitas™ v.10.1.07 Software licensed to Environmental Applications, Inc. CA
Hollow symbols indicate censored values.

Within Limit

## Prediction Limit

Intrawell Non-parametric

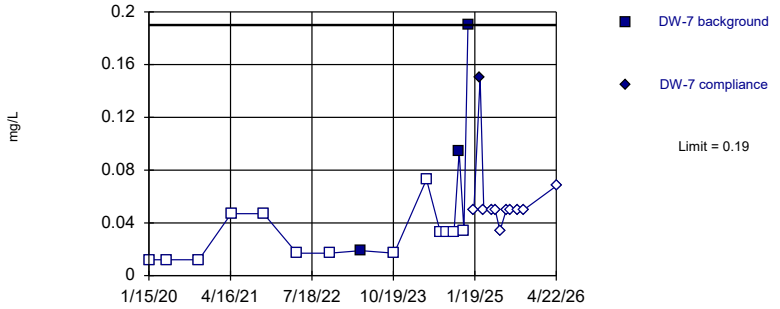


Non-parametric test used in lieu of parametric prediction limit because censored data exceeded 50%. Limit is highest of 16 background values. 81.25% NDs. Report alpha = 0.05882. Most recent point compared to limit. Seasonality was not detected with 95% confidence.

Constituent: Ammonia-N Analysis Run 6/21/2026 3:34 PM View: Stat analysis
Chiquita Canyon LF Client: Chiquita Canyon LF Data: Stat file inorg MP2019

Sanitas™ v.10.1.07 Software licensed to Environmental Applications, Inc. CA

Within Limit

## Prediction Limit

Intrawell Parametric

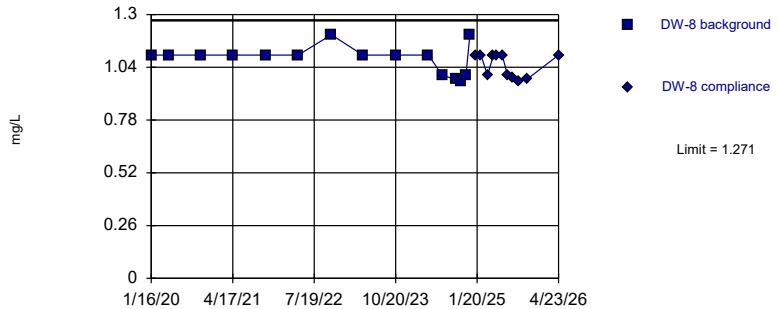


Background Data Summary: Mean=1.083, Std. Dev.=0.06925, n=15. Seasonality was not detected with 95% confidence. Normality test was disabled. Report alpha = 0.01. Most recent point compared to limit.

Constituent: Ammonia-N Analysis Run 6/21/2026 3:34 PM View: Stat analysis
Chiquita Canyon LF Client: Chiquita Canyon LF Data: Stat file inorg MP2019

Sanitas™ v.10.1.07 Software licensed to Environmental Applications, Inc. CA
Hollow symbols indicate censored values.

Within Limit

## Prediction Limit

Intrawell Non-parametric

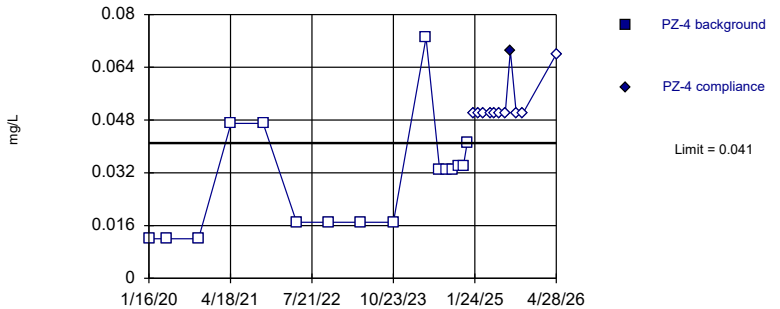


Non-parametric test used in lieu of parametric prediction limit because censored data exceeded 50%. All background values (n = 16) were censored; limit is most recent reporting limit. Report alpha = 0.05882. Most recent point compared to limit. Seasonality was not detected with 95% confidence.

Constituent: Ammonia-N Analysis Run 6/21/2026 3:34 PM View: Stat analysis
Chiquita Canyon LF Client: Chiquita Canyon LF Data: Stat file inorg MP2019

Sanitas™ v.10.1.07 Software licensed to Environmental Applications, Inc. CA
Hollow symbols indicate censored values.

Within Limit

## Prediction Limit

Intrawell Non-parametric

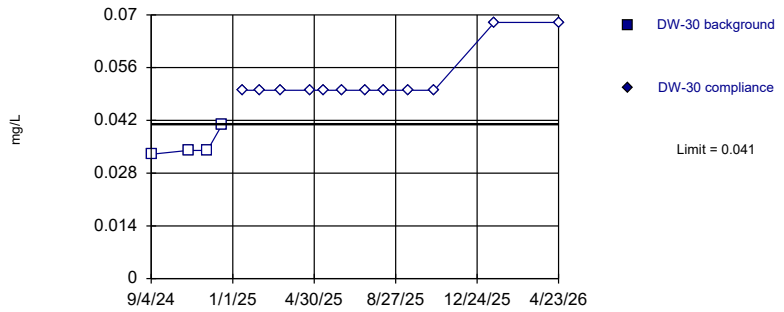


Non-parametric test used in lieu of parametric prediction limit because censored data exceeded 50%. All background values (n = 4) were censored; limit is most recent reporting limit. Report alpha = 0.2. Most recent point compared to limit. Seasonality was not detected with 95% confidence.

Constituent: Ammonia-N Analysis Run 6/21/2026 3:34 PM View: Stat analysis
Chiquita Canyon LF Client: Chiquita Canyon LF Data: Stat file inorg MP2019

Sanitas™ v.10.1.07 Software licensed to Environmental Applications, Inc. CA
Hollow symbols indicate censored values.

Within Limit

## Prediction Limit

Intrawell Non-parametric

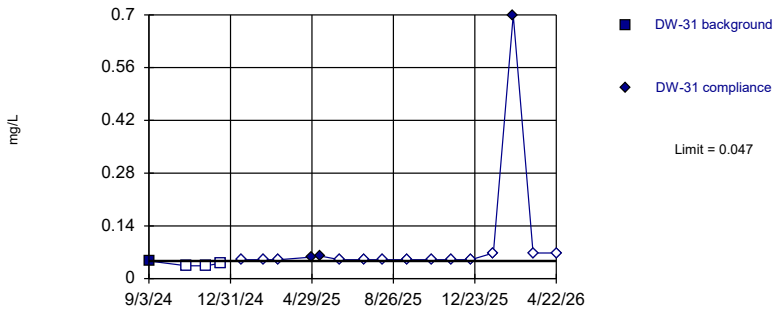


Non-parametric test used in lieu of parametric prediction limit because censored data exceeded 50%. Limit is highest of 4 background values. 75% NDs. Report alpha = 0.2. Most recent point compared to limit. Seasonality was not detected with 95% confidence.

Constituent: Ammonia-N Analysis Run 6/21/2026 3:34 PM View: Stat analysis
Chiquita Canyon LF Client: Chiquita Canyon LF Data: Stat file inorg MP2019

Sanitas™ v.10.1.07 Software licensed to Environmental Applications, Inc. CA
Hollow symbols indicate censored values.

Within Limit

## Prediction Limit

Intrawell Non-parametric

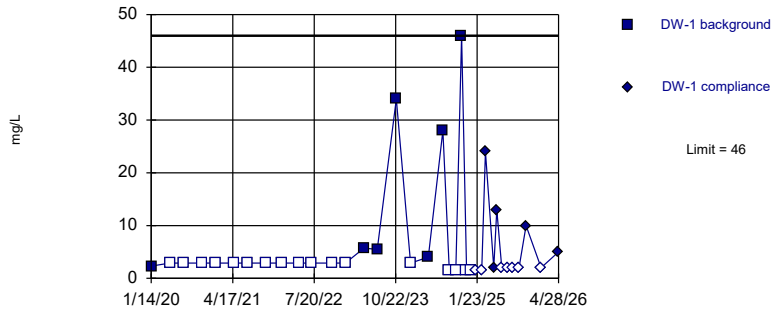


Non-parametric test used in lieu of parametric prediction limit because censored data exceeded 50%. Limit is highest of 24 background values. 70.83% NDs. Report alpha = 0.04. Most recent point compared to limit. Seasonality was not detected with 95% confidence.

Constituent: Chemical Oxygen Demand Analysis Run 6/21/2026 3:34 PM View: Stat analysis
Chiquita Canyon LF Client: Chiquita Canyon LF Data: Stat file inorg MP2019

Sanitas™ v.10.1.07 Software licensed to Environmental Applications, Inc. CA
Hollow symbols indicate censored values.

Within Limit

## Prediction Limit

Intrawell Non-parametric

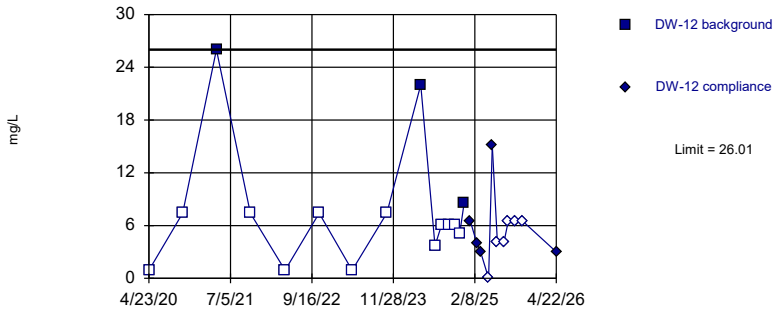


Non-parametric test used in lieu of parametric prediction limit because censored data exceeded 50%. Limit is highest of 15 background values. 80% NDs. Report alpha = 0.0625. Most recent point compared to limit. Data were deseasonalized.

Constituent: Chemical Oxygen Demand Analysis Run 6/21/2026 3:34 PM View: Stat analysis
Chiquita Canyon LF Client: Chiquita Canyon LF Data: Stat file inorg MP2019

Sanitas™ v.10.1.07 Software licensed to Environmental Applications, Inc. CA
Hollow symbols indicate censored values.

Within Limit

## Prediction Limit

Intrawell Non-parametric

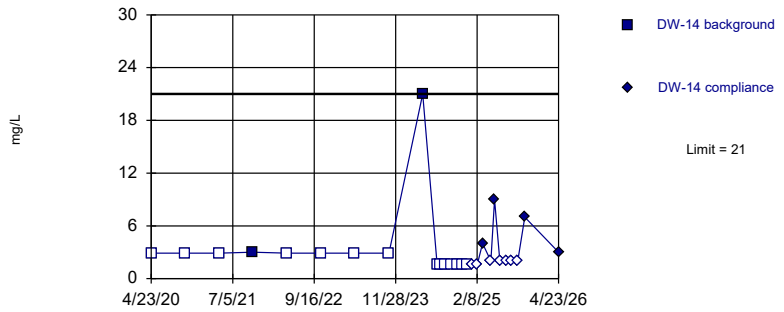


Non-parametric test used in lieu of parametric prediction limit because censored data exceeded 50%. Limit is highest of 16 background values. 87.5% NDs. Report alpha = 0.05882. Most recent point compared to limit. Seasonality was not detected with 95% confidence.

Constituent: Chemical Oxygen Demand Analysis Run 6/21/2026 3:34 PM View: Stat analysis
Chiquita Canyon LF Client: Chiquita Canyon LF Data: Stat file inorg MP2019

Sanitas™ v.10.1.07 Software licensed to Environmental Applications, Inc. CA
Hollow symbols indicate censored values.

Within Limit

## Prediction Limit

Intrawell Non-parametric

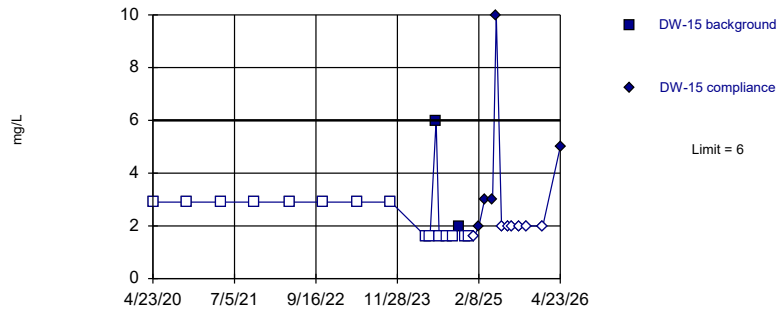


Non-parametric test used in lieu of parametric prediction limit because censored data exceeded 50%. Limit is highest of 17 background values. 88.24% NDs. Report alpha = 0.05556. Most recent point compared to limit. Seasonality was not detected with 95% confidence.

Constituent: Chemical Oxygen Demand Analysis Run 6/21/2026 3:34 PM View: Stat analysis
Chiquita Canyon LF Client: Chiquita Canyon LF Data: Stat file inorg MP2019

Sanitas™ v.10.1.07 Software licensed to Environmental Applications, Inc. CA
Hollow symbols indicate censored values.

Within Limit

## Prediction Limit

Intrawell Non-parametric

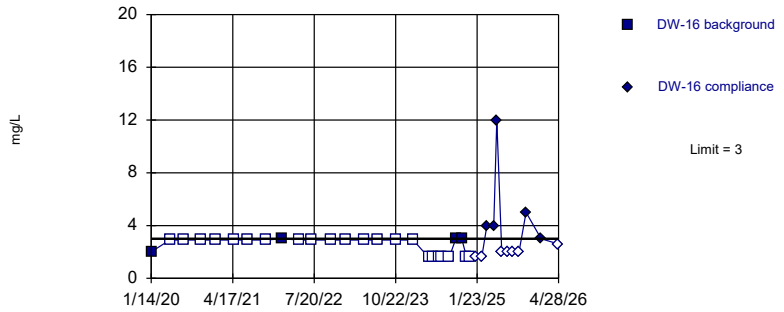


Non-parametric test used in lieu of parametric prediction limit because censored data exceeded 50%. Limit is highest of 26 background values. 84.62% NDs. Report alpha = 0.03704. Most recent point compared to limit. Seasonality was not detected with 95% confidence.

Constituent: Chemical Oxygen Demand Analysis Run 6/21/2026 3:34 PM View: Stat analysis
Chiquita Canyon LF Client: Chiquita Canyon LF Data: Stat file inorg MP2019

Sanitas™ v.10.1.07 Software licensed to Environmental Applications, Inc. CA
Hollow symbols indicate censored values.

Exceeds Limit

## Prediction Limit

Intrawell Non-parametric

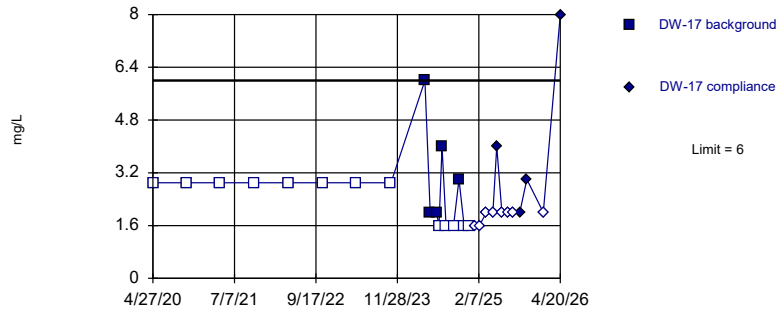


Non-parametric test used in lieu of parametric prediction limit because censored data exceeded 50%. Limit is highest of 18 background values. 72.22% NDs. Report alpha = 0.05263. Most recent point compared to limit. Seasonality was not detected with 95% confidence.

Constituent: Chemical Oxygen Demand Analysis Run 6/21/2026 3:34 PM View: Stat analysis
Chiquita Canyon LF Client: Chiquita Canyon LF Data: Stat file inorg MP2019

Sanitas™ v.10.1.07 Software licensed to Environmental Applications, Inc. CA
Hollow symbols indicate censored values.

Within Limit

## Prediction Limit

Intrawell Parametric

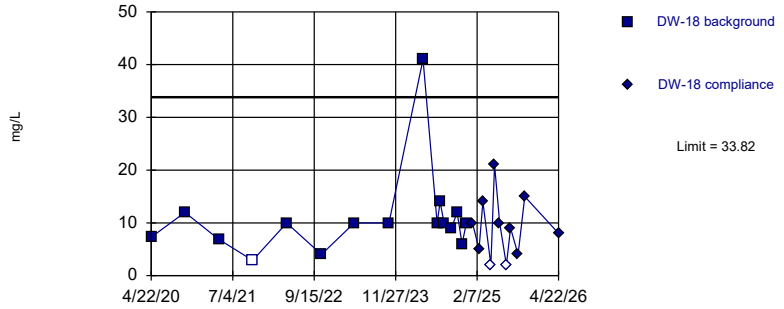


Background Data Summary: Mean=10.94, Std. Dev.=8.529, n=16, 6.25% NDs. Seasonality was not detected with 95% confidence. Normality test was disabled. Report alpha = 0.01. Most recent point compared to limit.

Constituent: Chemical Oxygen Demand Analysis Run 6/21/2026 3:34 PM View: Stat analysis
Chiquita Canyon LF Client: Chiquita Canyon LF Data: Stat file inorg MP2019

Sanitas™ v.10.1.07 Software licensed to Environmental Applications, Inc. CA
Hollow symbols indicate censored values.

Within Limit

## Prediction Limit

Intrawell Non-parametric

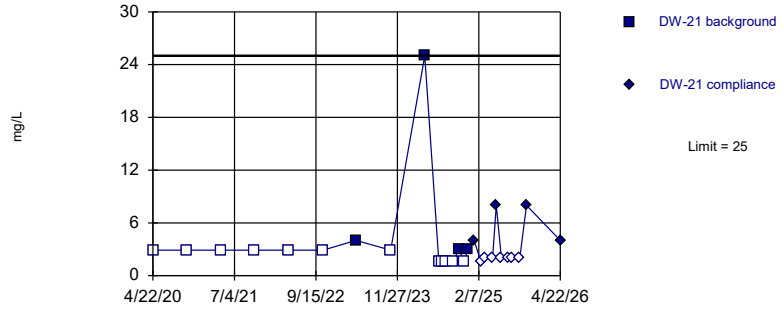


Non-parametric test used in lieu of parametric prediction limit because censored data exceeded 50%. Limit is highest of 16 background values. 75% NDs. Report alpha = 0.05882. Most recent point compared to limit. Seasonality was not detected with 95% confidence.

Constituent: Chemical Oxygen Demand Analysis Run 6/21/2026 3:34 PM View: Stat analysis
Chiquita Canyon LF Client: Chiquita Canyon LF Data: Stat file inorg MP2019

Sanitas™ v.10.1.07 Software licensed to Environmental Applications, Inc. CA
Hollow symbols indicate censored values.

Within Limit

## Prediction Limit

Intrawell Non-parametric

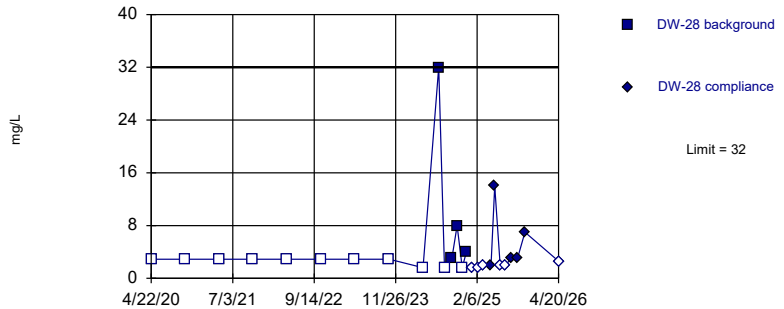


Non-parametric test used in lieu of parametric prediction limit because censored data exceeded 50%. Limit is highest of 15 background values. 73.33% NDs. Report alpha = 0.0625. Most recent point compared to limit. Seasonality was not detected with 95% confidence.

Constituent: Chemical Oxygen Demand Analysis Run 6/21/2026 3:34 PM View: Stat analysis
Chiquita Canyon LF Client: Chiquita Canyon LF Data: Stat file inorg MP2019

Sanitas™ v.10.1.07 Software licensed to Environmental Applications, Inc. CA
Hollow symbols indicate censored values.

Within Limit

## Prediction Limit

Intrawell Parametric

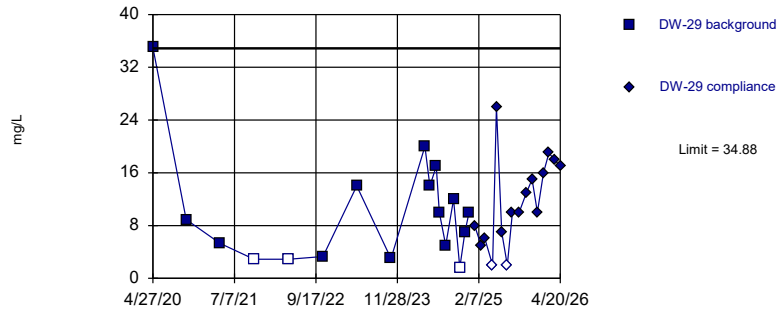


Background Data Summary (after Cohen`s Adjustment): Mean=9.152, Std. Dev.=9.677, n=17, 17.65% NDs. Seasonality was not detected with 95% confidence. Normality test was disabled. Report alpha = 0.01. Most recent point compared to limit.

Constituent: Chemical Oxygen Demand Analysis Run 6/21/2026 3:34 PM View: Stat analysis
Chiquita Canyon LF Client: Chiquita Canyon LF Data: Stat file inorg MP2019

Sanitas™ v.10.1.07 Software licensed to Environmental Applications, Inc. CA
Hollow symbols indicate censored values.

Within Limit

## Prediction Limit

Intrawell Non-parametric

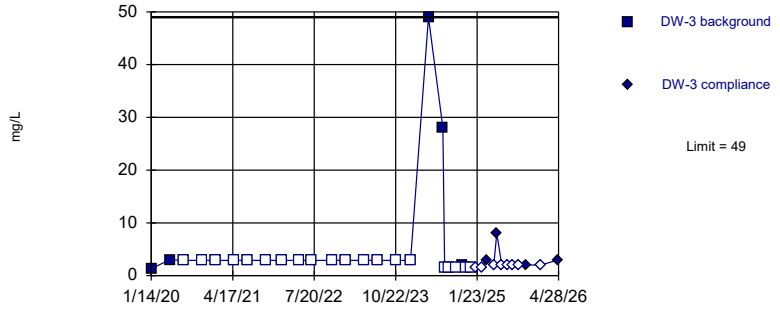


Non-parametric test used in lieu of parametric prediction limit because censored data exceeded 50%. Limit is highest of 25 background values. 80% NDs. Report alpha = 0.03846. Most recent point compared to limit. Seasonality was not detected with 95% confidence.

Constituent: Chemical Oxygen Demand Analysis Run 6/21/2026 3:35 PM View: Stat analysis
Chiquita Canyon LF Client: Chiquita Canyon LF Data: Stat file inorg MP2019

Sanitas™ v.10.1.07 Software licensed to Environmental Applications, Inc. CA
Hollow symbols indicate censored values.

Exceeds Limit

## Prediction Limit

Intrawell Non-parametric

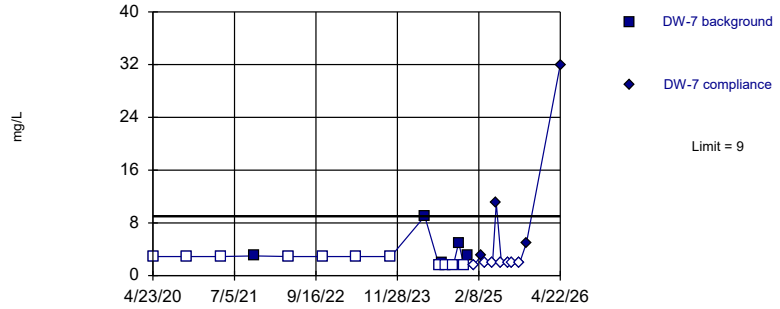


Non-parametric test used in lieu of parametric prediction limit because censored data exceeded 50%. Limit is highest of 16 background values. 68.75% NDs. Report alpha = 0.05882. Most recent point compared to limit. Seasonality was not detected with 95% confidence.

Constituent: Chemical Oxygen Demand Analysis Run 6/21/2026 3:35 PM View: Stat analysis
Chiquita Canyon LF Client: Chiquita Canyon LF Data: Stat file inorg MP2019

Sanitas™ v.10.1.07 Software licensed to Environmental Applications, Inc. CA
Hollow symbols indicate censored values.

Within Limit

## Prediction Limit

Intrawell Non-parametric

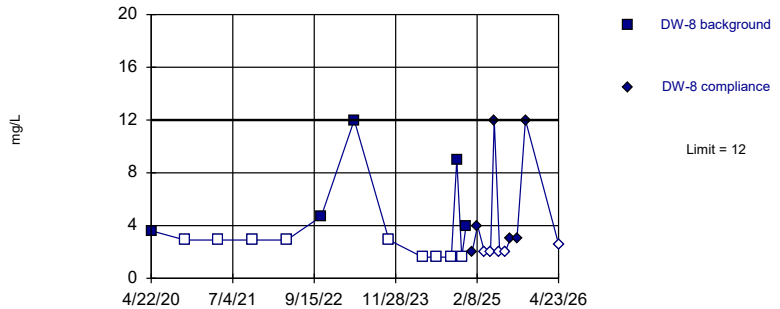


Non-parametric test used in lieu of parametric prediction limit because censored data exceeded 50%. Limit is highest of 14 background values. 64.29% NDs. Report alpha = 0.06667. Most recent point compared to limit. Seasonality was not detected with 95% confidence.

Constituent: Chemical Oxygen Demand Analysis Run 6/21/2026 3:35 PM View: Stat analysis
Chiquita Canyon LF Client: Chiquita Canyon LF Data: Stat file inorg MP2019

Sanitas™ v.10.1.07 Software licensed to Environmental Applications, Inc. CA
Hollow symbols indicate censored values.

Within Limit

## Prediction Limit

Intrawell Parametric

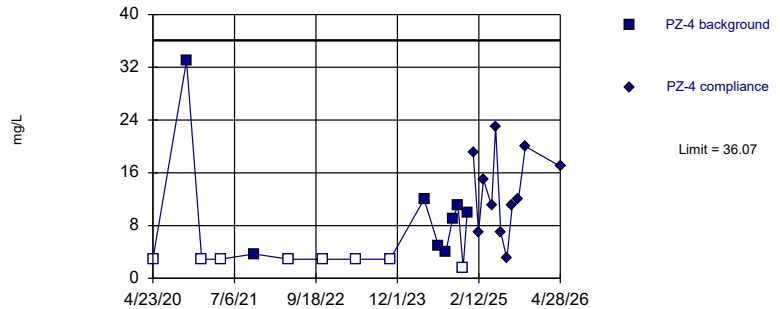


Background Data Summary (after Cohen`s Adjustment): Mean=1.541, Std. Dev.=12.87, n=16, 50% NDs. Seasonality was not detected with 95% confidence. Normality test was disabled. Report alpha = 0.01. Most recent point compared to limit.

Constituent: Chemical Oxygen Demand Analysis Run 6/21/2026 3:35 PM View: Stat analysis
Chiquita Canyon LF Client: Chiquita Canyon LF Data: Stat file inorg MP2019

Sanitas™ v.10.1.07 Software licensed to Environmental Applications, Inc. CA
Hollow symbols indicate censored values.

Within Limit

## Prediction Limit

Intrawell Parametric

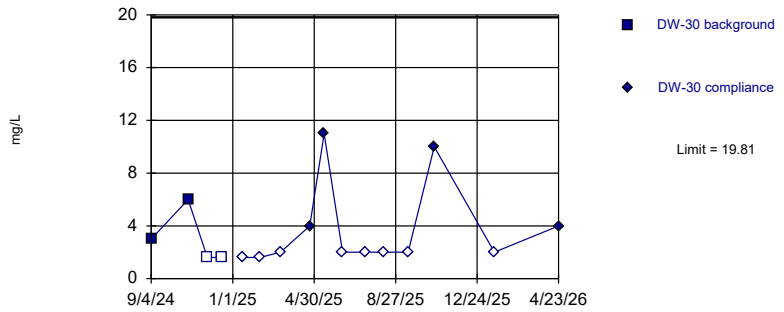


Background Data Summary (after Cohen`s Adjustment): Mean=1.625, Std. Dev.=3.583, n=4, 50% NDs. Seasonality was not detected with 95% confidence. Normality test was disabled. Report alpha = 0.01. Most recent point compared to limit.

Constituent: Chemical Oxygen Demand Analysis Run 6/21/2026 3:35 PM View: Stat analysis

Chiquita Canyon LF Client: Chiquita Canyon LF Data: Stat file inorg MP2019

Sanitas™ v.10.1.07 Software licensed to Environmental Applications, Inc. CA

Within Limit

## Prediction Limit

Intrawell Parametric

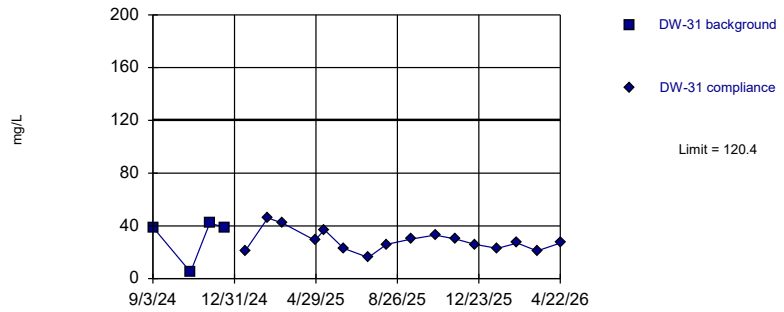


Background Data Summary: Mean=31.25, Std. Dev.=17.56, n=4. Seasonality was not detected with 95% confidence. Normality test was disabled. Report alpha = 0.01. Most recent point compared to limit.

Constituent: Chemical Oxygen Demand Analysis Run 6/21/2026 3:35 PM View: Stat analysis

Chiquita Canyon LF Client: Chiquita Canyon LF Data: Stat file inorg MP2019

Sanitas™ v.10.1.07 Software licensed to Environmental Applications, Inc. CA

Within Limit

## Prediction Limit

Intrawell Parametric

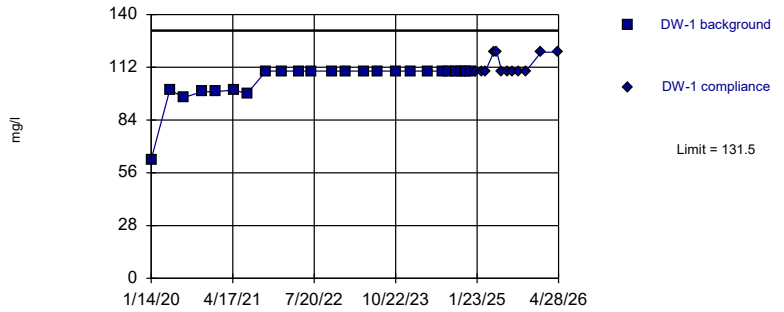


Background Data Summary: Mean=105.2, Std. Dev.=10.3, n=24. Seasonality was not detected with 95% confidence. Normality test was disabled. Report alpha = 0.01. Most recent point compared to limit.

Constituent: Chloride Analysis Run 6/21/2026 3:35 PM View: Stat analysis

Chiquita Canyon LF Client: Chiquita Canyon LF Data: Stat file inorg MP2019

Sanitas™ v.10.1.07 Software licensed to Environmental Applications, Inc. CA

Within Limit

## Prediction Limit

Intrawell Parametric

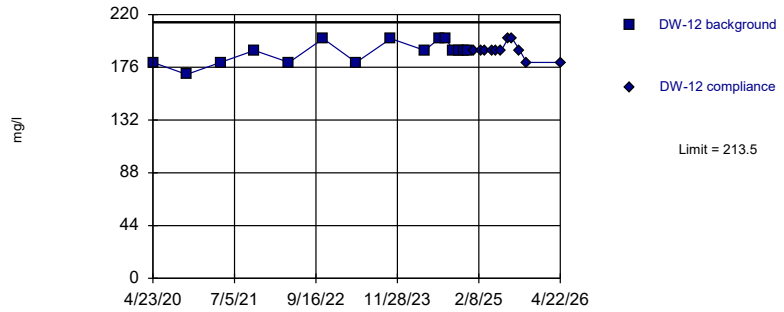


Background Data Summary: Mean=188.7, Std. Dev.=9.155, n=15. Seasonality was not detected with 95% confidence. Normality test was disabled. Report alpha = 0.01. Most recent point compared to limit.

Constituent: Chloride Analysis Run 6/21/2026 3:35 PM View: Stat analysis

Chiquita Canyon LF Client: Chiquita Canyon LF Data: Stat file inorg MP2019

Sanitas™ v.10.1.07 Software licensed to Environmental Applications, Inc. CA

Within Limit

## Prediction Limit

Intrawell Parametric

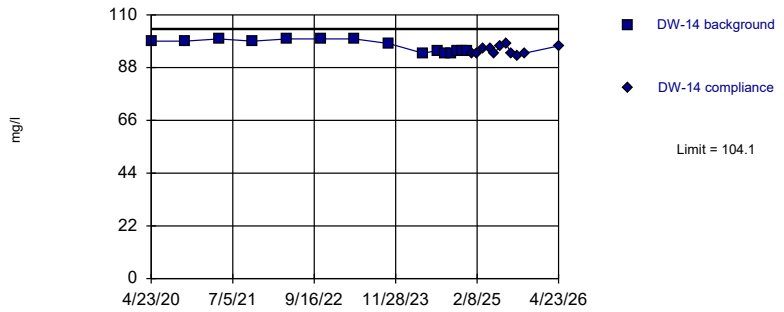


Background Data Summary: Mean=97.13, Std. Dev.=2.56, n=15. Seasonality was not detected with 95% confidence. Normality test was disabled. Report alpha = 0.01. Most recent point compared to limit.

Constituent: Chloride Analysis Run 6/21/2026 3:35 PM View: Stat analysis
Chiquita Canyon LF Client: Chiquita Canyon LF Data: Stat file inorg MP2019

Sanitas™ v.10.1.07 Software licensed to Environmental Applications, Inc. CA

Within Limit

## Prediction Limit

Intrawell Parametric

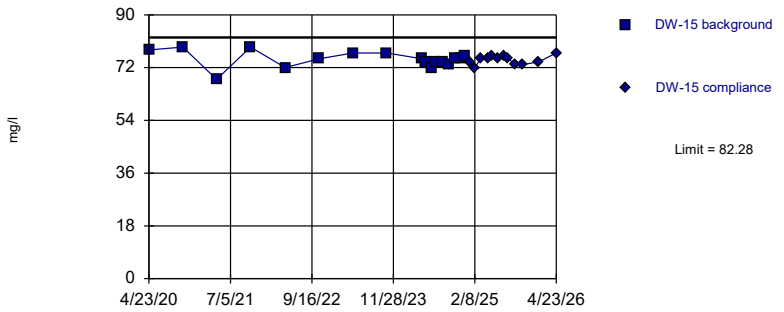


Background Data Summary: Mean=74.88, Std. Dev.=2.781, n=17. Seasonality was not detected with 95% confidence. Normality test was disabled. Report alpha = 0.01. Most recent point compared to limit.

Constituent: Chloride Analysis Run 6/21/2026 3:35 PM View: Stat analysis
Chiquita Canyon LF Client: Chiquita Canyon LF Data: Stat file inorg MP2019

Sanitas™ v.10.1.07 Software licensed to Environmental Applications, Inc. CA

Within Limit

## Prediction Limit

Intrawell Parametric

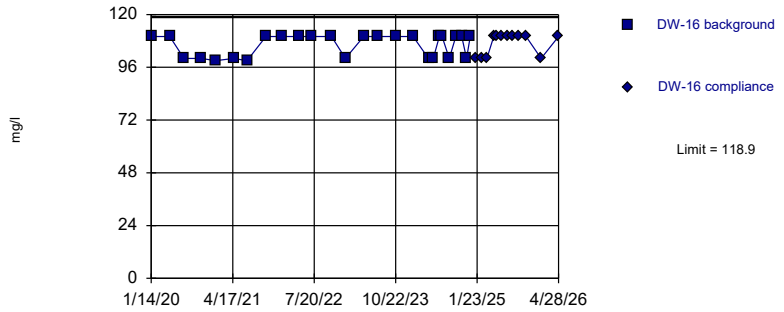


Background Data Summary: Mean=106.1, Std. Dev.=5.067, n=26. Seasonality was not detected with 95% confidence. Normality test was disabled. Report alpha = 0.01. Most recent point compared to limit.

Constituent: Chloride Analysis Run 6/21/2026 3:35 PM View: Stat analysis
Chiquita Canyon LF Client: Chiquita Canyon LF Data: Stat file inorg MP2019

Sanitas™ v.10.1.07 Software licensed to Environmental Applications, Inc. CA

Within Limit

## Prediction Limit

Intrawell Parametric

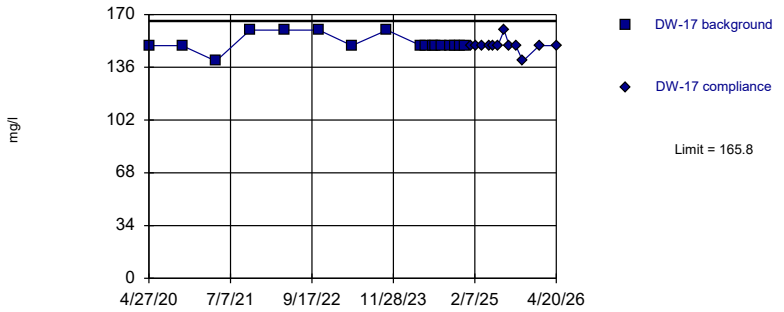


Background Data Summary: Mean=151.8, Std. Dev.=5.286, n=17. Seasonality was not detected with 95% confidence. Normality test was disabled. Report alpha = 0.01. Most recent point compared to limit.

Constituent: Chloride Analysis Run 6/21/2026 3:35 PM View: Stat analysis
Chiquita Canyon LF Client: Chiquita Canyon LF Data: Stat file inorg MP2019

Sanitas™ v.10.1.07 Software licensed to Environmental Applications, Inc. CA

Within Limit

## Prediction Limit

Intrawell Parametric

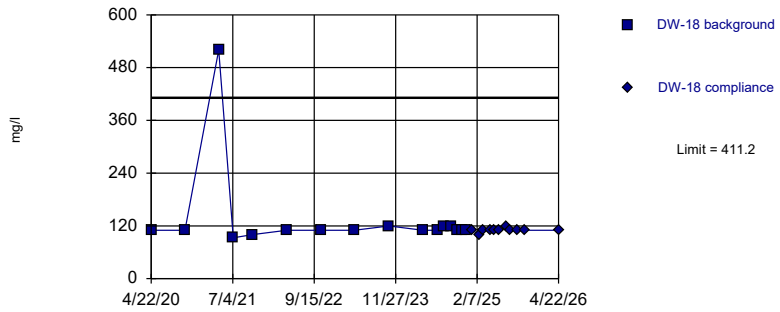


Background Data Summary: Mean=135.8, Std. Dev.=102.7, n=16. Seasonality was not detected with 95% confidence. Normality test was disabled. Report alpha = 0.01. Most recent point compared to limit.

Constituent: Chloride Analysis Run 6/21/2026 3:35 PM View: Stat analysis
Chiquita Canyon LF Client: Chiquita Canyon LF Data: Stat file inorg MP2019

Sanitas™ v.10.1.07 Software licensed to Environmental Applications, Inc. CA

Within Limit

## Prediction Limit

Intrawell Parametric

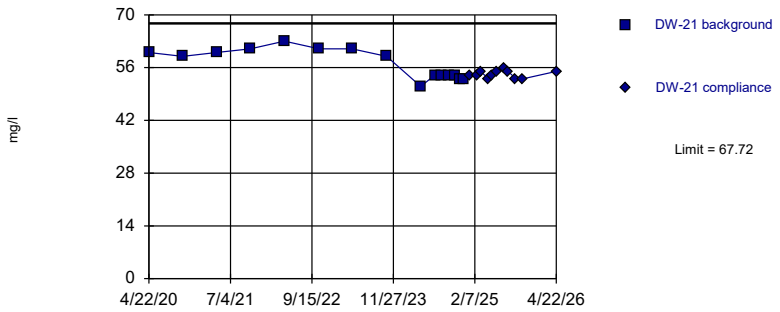


Background Data Summary: Mean=57.13, Std. Dev.=3.907, n=15. Seasonality was not detected with 95% confidence. Normality test was disabled. Report alpha = 0.01. Most recent point compared to limit.

Constituent: Chloride Analysis Run 6/21/2026 3:35 PM View: Stat analysis
Chiquita Canyon LF Client: Chiquita Canyon LF Data: Stat file inorg MP2019

Sanitas™ v.10.1.07 Software licensed to Environmental Applications, Inc. CA

Within Limit

## Prediction Limit

Intrawell Parametric

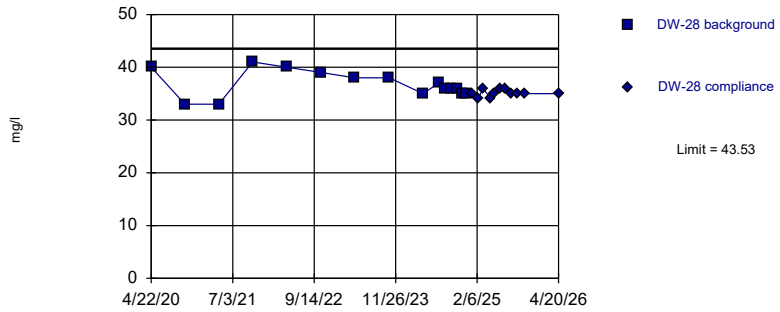


Background Data Summary: Mean=36.8, Std. Dev.=2.484, n=15. Seasonality was not detected with 95% confidence. Normality test was disabled. Report alpha = 0.01. Most recent point compared to limit.

Constituent: Chloride Analysis Run 6/21/2026 3:35 PM View: Stat analysis
Chiquita Canyon LF Client: Chiquita Canyon LF Data: Stat file inorg MP2019

Sanitas™ v.10.1.07 Software licensed to Environmental Applications, Inc. CA

Within Limit

## Prediction Limit

Intrawell Parametric

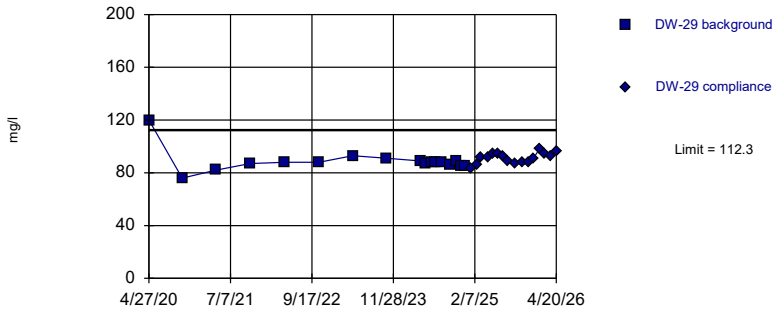


Background Data Summary: Mean=88.82, Std. Dev.=8.848, n=17. Seasonality was not detected with 95% confidence. Normality test was disabled. Report alpha = 0.01. Most recent point compared to limit.

Constituent: Chloride Analysis Run 6/21/2026 3:35 PM View: Stat analysis
Chiquita Canyon LF Client: Chiquita Canyon LF Data: Stat file inorg MP2019

Sanitas™ v.10.1.07 Software licensed to Environmental Applications, Inc. CA

Within Limit

## Prediction Limit

Intrawell Parametric

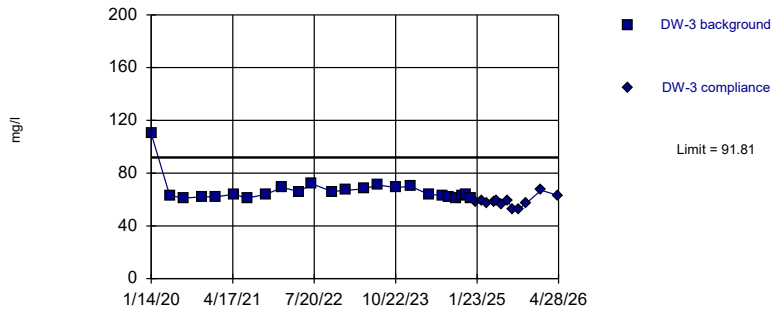


Background Data Summary: Mean=66.79, Std. Dev.=9.807, n=24. Seasonality was not detected with 95% confidence. Normality test was disabled. Report alpha = 0.01. Most recent point compared to limit.

Constituent: Chloride Analysis Run 6/21/2026 3:35 PM View: Stat analysis
Chiquita Canyon LF Client: Chiquita Canyon LF Data: Stat file inorg MP2019

Sanitas™ v.10.1.07 Software licensed to Environmental Applications, Inc. CA

Within Limit

## Prediction Limit

Intrawell Parametric

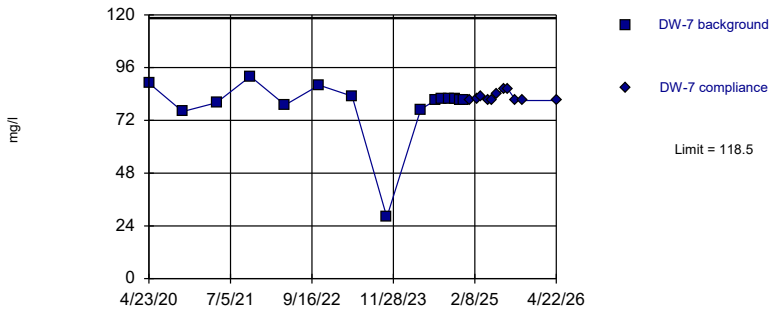


Background Data Summary: Mean=78.73, Std. Dev.=14.68, n=15. Seasonality was not detected with 95% confidence. Normality test was disabled. Report alpha = 0.01. Most recent point compared to limit.

Constituent: Chloride Analysis Run 6/21/2026 3:35 PM View: Stat analysis
Chiquita Canyon LF Client: Chiquita Canyon LF Data: Stat file inorg MP2019

Sanitas™ v.10.1.07 Software licensed to Environmental Applications, Inc. CA

Within Limit

## Prediction Limit

Intrawell Parametric

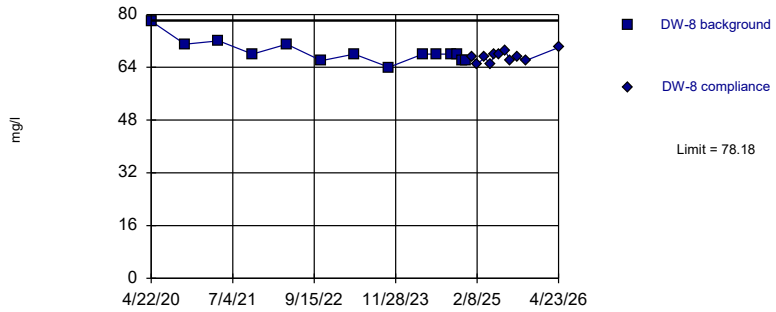


Background Data Summary: Mean=68.71, Std. Dev.=3.451, n=14. Seasonality was not detected with 95% confidence. Normality test was disabled. Report alpha = 0.01. Most recent point compared to limit.

Constituent: Chloride Analysis Run 6/21/2026 3:35 PM View: Stat analysis
Chiquita Canyon LF Client: Chiquita Canyon LF Data: Stat file inorg MP2019

Sanitas™ v.10.1.07 Software licensed to Environmental Applications, Inc. CA

Within Limit

## Prediction Limit

Intrawell Parametric

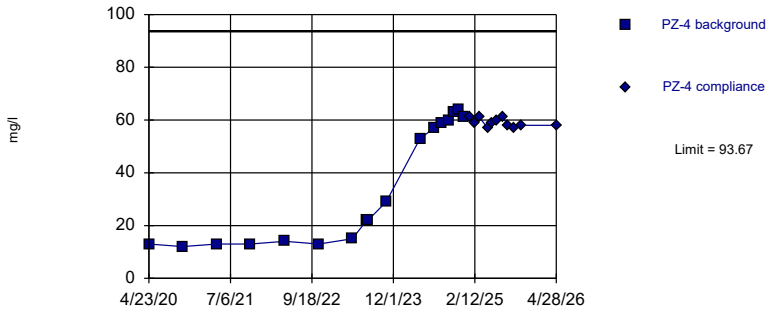


Background Data Summary: Mean=34.29, Std. Dev.=22.33, n=17. Seasonality was not detected with 95% confidence. Normality test was disabled. Report alpha = 0.01. Most recent point compared to limit.

Constituent: Chloride Analysis Run 6/21/2026 3:35 PM View: Stat analysis
Chiquita Canyon LF Client: Chiquita Canyon LF Data: Stat file inorg MP2019

Sanitas™ v.10.1.07 Software licensed to Environmental Applications, Inc. CA

Within Limit

## Prediction Limit

Intrawell Parametric

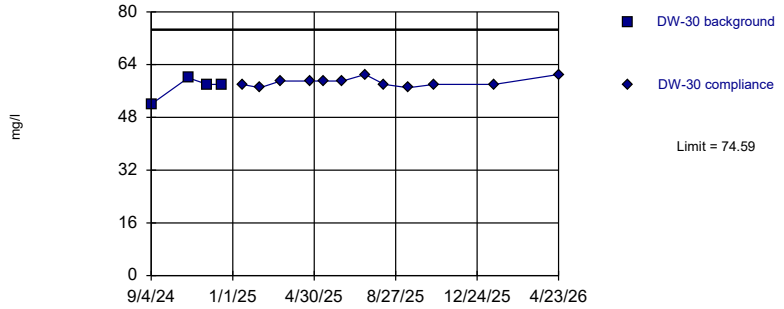


Background Data Summary: Mean=57, Std. Dev.=3.464, n=4. Seasonality was not detected with 95% confidence. Normality test was disabled. Report alpha = 0.01. Most recent point compared to limit.

Constituent: Chloride Analysis Run 6/21/2026 3:35 PM View: Stat analysis
Chiquita Canyon LF Client: Chiquita Canyon LF Data: Stat file inorg MP2019

Sanitas™ v.10.1.07 Software licensed to Environmental Applications, Inc. CA

Within Limit

## Prediction Limit

Intrawell Parametric

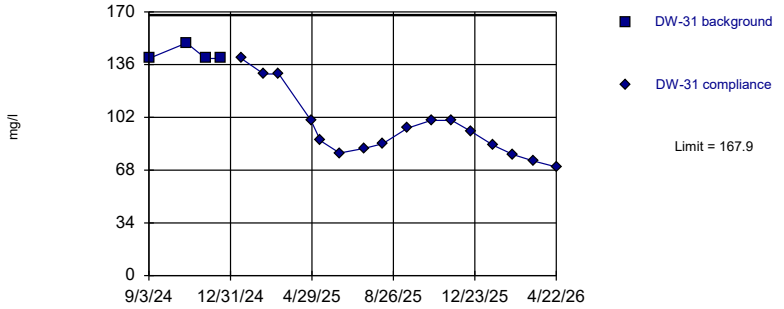


Background Data Summary: Mean=142.5, Std. Dev.=5, n=4. Seasonality was not detected with 95% confidence. Normality test was disabled. Report alpha = 0.01. Most recent point compared to limit.

Constituent: Chloride Analysis Run 6/21/2026 3:35 PM View: Stat analysis
Chiquita Canyon LF Client: Chiquita Canyon LF Data: Stat file inorg MP2019

Sanitas™ v.10.1.07 Software licensed to Environmental Applications, Inc. CA
Hollow symbols indicate censored values.

Within Limit

## Prediction Limit

Intrawell Non-parametric

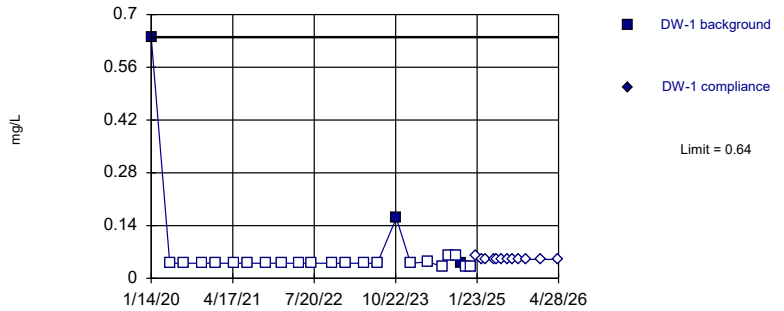


Non-parametric test used in lieu of parametric prediction limit because censored data exceeded 50%. Limit is highest of 24 background values. 87.5% NDs. Report alpha = 0.04. Most recent point compared to limit. Seasonality was not detected with 95% confidence.

Constituent: Nitrate as N Analysis Run 6/21/2026 3:35 PM View: Stat analysis
Chiquita Canyon LF Client: Chiquita Canyon LF Data: Stat file inorg MP2019

Sanitas™ v.10.1.07 Software licensed to Environmental Applications, Inc. CA

Within Limit

## Prediction Limit

Intrawell Parametric

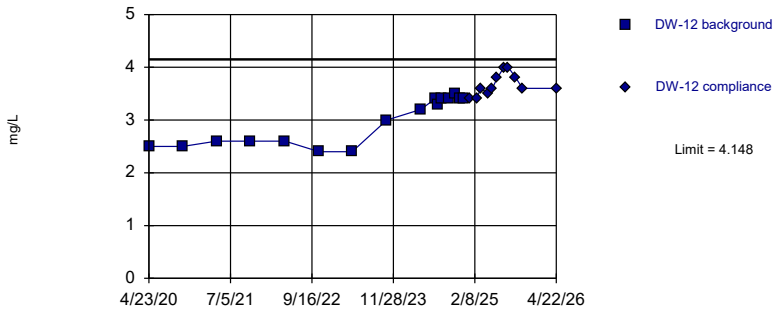


Background Data Summary: Mean=2.975, Std. Dev.=0.4374, n=16. Seasonality was not detected with 95% confidence. Normality test was disabled. Report alpha = 0.01. Most recent point compared to limit.

Constituent: Nitrate as N Analysis Run 6/21/2026 3:35 PM View: Stat analysis
Chiquita Canyon LF Client: Chiquita Canyon LF Data: Stat file inorg MP2019

Sanitas™ v.10.1.07 Software licensed to Environmental Applications, Inc. CA

Within Limit

## Prediction Limit

Intrawell Parametric

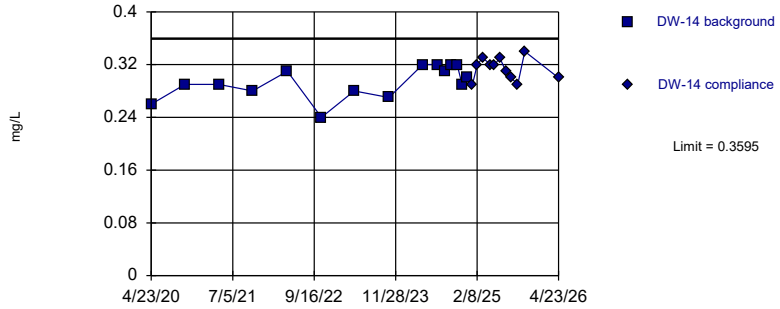


Background Data Summary: Mean=0.2933, Std. Dev.=0.0244, n=15. Seasonality was not detected with 95% confidence. Normality test was disabled. Report alpha = 0.01. Most recent point compared to limit.

Constituent: Nitrate as N Analysis Run 6/21/2026 3:35 PM View: Stat analysis
Chiquita Canyon LF Client: Chiquita Canyon LF Data: Stat file inorg MP2019

Sanitas™ v.10.1.07 Software licensed to Environmental Applications, Inc. CA
Hollow symbols indicate censored values.

Within Limit

## Prediction Limit

Intrawell Non-parametric

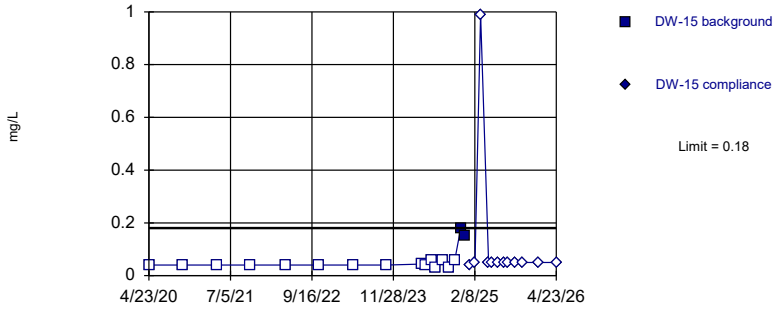


Non-parametric test used in lieu of parametric prediction limit because censored data exceeded 50%. Limit is highest of 17 background values. 88.24% NDs. Report alpha = 0.05556. Most recent point compared to limit. Seasonality was not detected with 95% confidence.

Constituent: Nitrate as N Analysis Run 6/21/2026 3:35 PM View: Stat analysis
Chiquita Canyon LF Client: Chiquita Canyon LF Data: Stat file inorg MP2019

Sanitas™ v.10.1.07 Software licensed to Environmental Applications, Inc. CA

Within Limit

## Prediction Limit

Intrawell Parametric

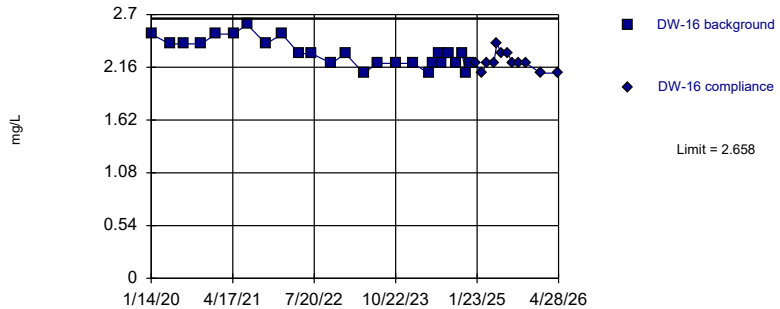


Background Data Summary: Mean=2.304, Std. Dev.=0.1399, n=26. Seasonality was not detected with 95% confidence. Normality test was disabled. Report alpha = 0.01. Most recent point compared to limit.

Constituent: Nitrate as N Analysis Run 6/21/2026 3:35 PM View: Stat analysis
Chiquita Canyon LF Client: Chiquita Canyon LF Data: Stat file inorg MP2019

Sanitas™ v.10.1.07 Software licensed to Environmental Applications, Inc. CA

Within Limit

## Prediction Limit

Intrawell Parametric

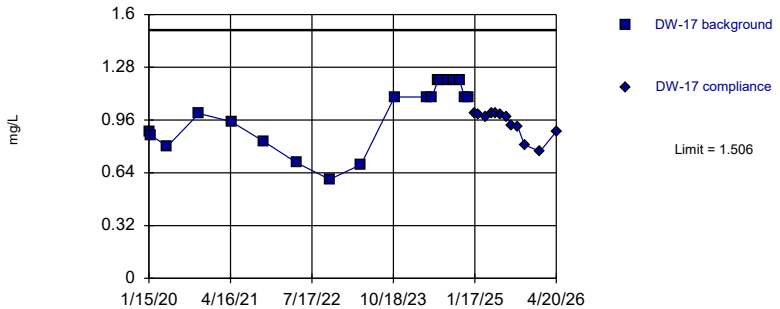


Background Data Summary: Mean=0.9911, Std. Dev.=0.1965, n=19. Seasonality was not detected with 95% confidence. Normality test was disabled. Report alpha = 0.01. Most recent point compared to limit.

Constituent: Nitrate as N Analysis Run 6/21/2026 3:35 PM View: Stat analysis
Chiquita Canyon LF Client: Chiquita Canyon LF Data: Stat file inorg MP2019

Sanitas™ v.10.1.07 Software licensed to Environmental Applications, Inc. CA

Within Limit

## Prediction Limit

Intrawell Parametric

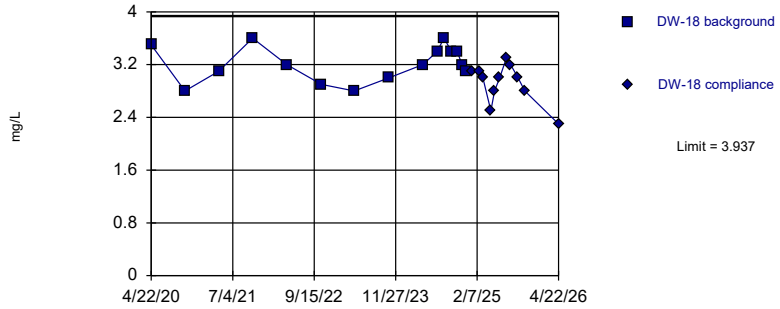


Background Data Summary: Mean=3.213, Std. Dev.=0.2669, n=15. Seasonality was not detected with 95% confidence. Normality test was disabled. Report alpha = 0.01. Most recent point compared to limit.

Constituent: Nitrate as N Analysis Run 6/21/2026 3:35 PM View: Stat analysis
Chiquita Canyon LF Client: Chiquita Canyon LF Data: Stat file inorg MP2019

Sanitas™ v.10.1.07 Software licensed to Environmental Applications, Inc. CA

Within Limit

## Prediction Limit

Intrawell Parametric

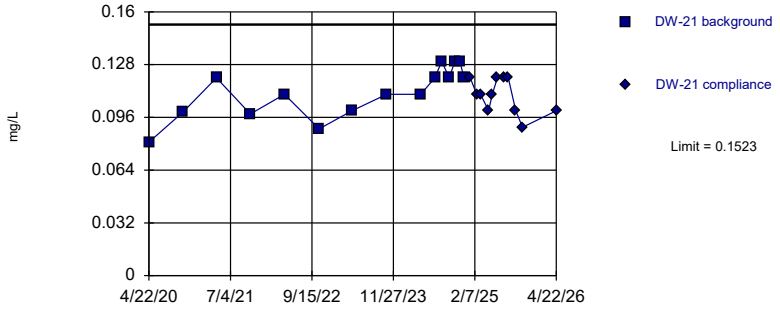


Background Data Summary: Mean=0.1111, Std. Dev.=0.01518, n=15. Seasonality was not detected with 95% confidence. Normality test was disabled. Report alpha = 0.01. Most recent point compared to limit.

Constituent: Nitrate as N Analysis Run 6/21/2026 3:35 PM View: Stat analysis
Chiquita Canyon LF Client: Chiquita Canyon LF Data: Stat file inorg MP2019

Sanitas™ v.10.1.07 Software licensed to Environmental Applications, Inc. CA
Hollow symbols indicate censored values.

Within Limit

## Prediction Limit

Intrawell Non-parametric

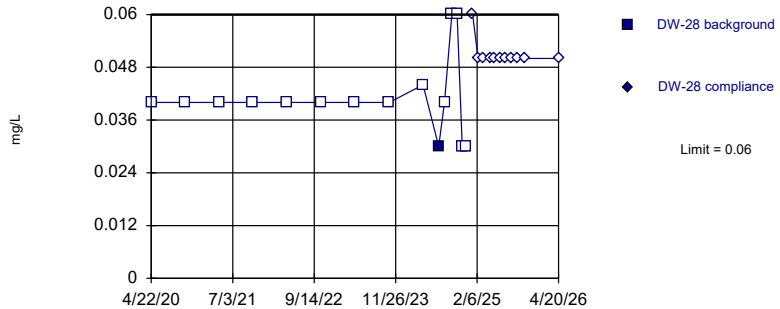


Non-parametric test used in lieu of parametric prediction limit because censored data exceeded 50%. Limit is highest of 15 background values. 93.33% NDs. Report alpha = 0.0625. Most recent point compared to limit. Seasonality was not detected with 95% confidence.

Constituent: Nitrate as N Analysis Run 6/21/2026 3:35 PM View: Stat analysis
Chiquita Canyon LF Client: Chiquita Canyon LF Data: Stat file inorg MP2019

Sanitas™ v.10.1.07 Software licensed to Environmental Applications, Inc. CA

Within Limit

## Prediction Limit

Intrawell Parametric

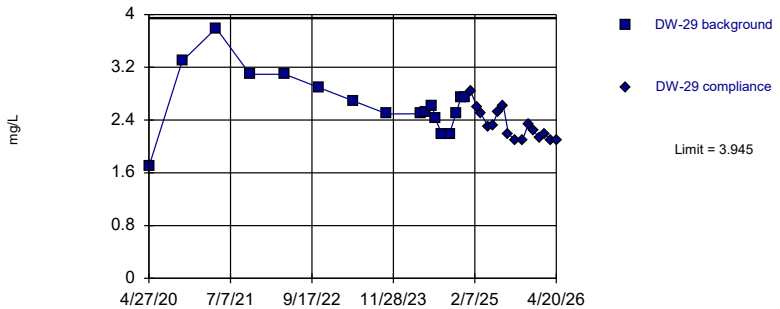


Background Data Summary: Mean=2.674, Std. Dev.=0.4782, n=17. Seasonality was detected with 95% confidence and data were deseasonalized. Normality test was disabled. Report alpha = 0.01. Most recent point compared to limit.

Constituent: Nitrate as N Analysis Run 6/21/2026 3:35 PM View: Stat analysis
Chiquita Canyon LF Client: Chiquita Canyon LF Data: Stat file inorg MP2019

Sanitas™ v.10.1.07 Software licensed to Environmental Applications, Inc. CA
Hollow symbols indicate censored values.

Exceeds Limit

## Prediction Limit

Intrawell Parametric

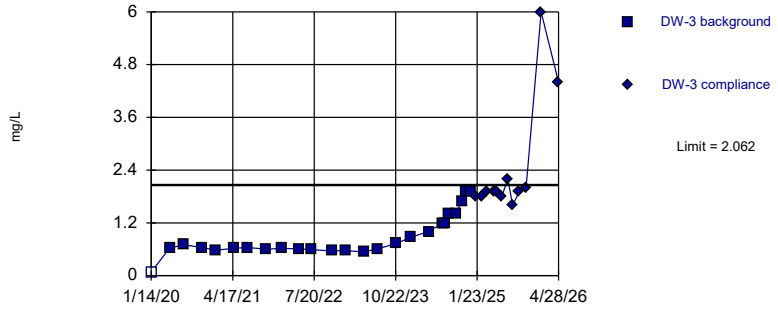


Background Data Summary: Mean=0.8756, Std. Dev.=0.467, n=25, 4% NDs. Seasonality was not detected with 95% confidence. Normality test was disabled. Report alpha = 0.01. Most recent point compared to limit.

Constituent: Nitrate as N Analysis Run 6/21/2026 3:35 PM View: Stat analysis
Chiquita Canyon LF Client: Chiquita Canyon LF Data: Stat file inorg MP2019

Sanitas™ v.10.1.07 Software licensed to Environmental Applications, Inc. CA
Hollow symbols indicate censored values.

Within Limit

## Prediction Limit

Intrawell Non-parametric

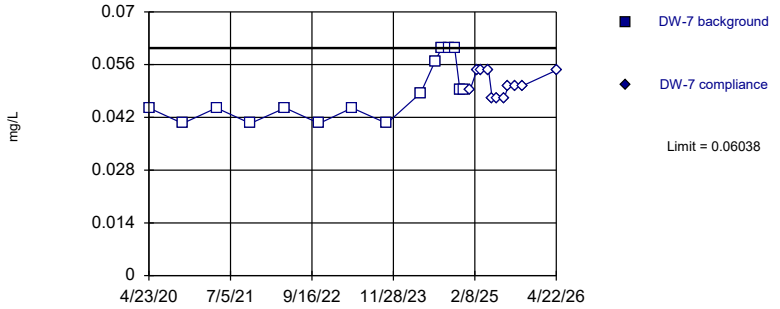


Non-parametric test used in lieu of parametric prediction limit because censored data exceeded 50%. Limit is highest of 15 background values. 100% NDs. Report alpha = 0.0625. Most recent point compared to limit. Data were deseasonalized.

Constituent: Nitrate as N Analysis Run 6/21/2026 3:35 PM View: Stat analysis
Chiquita Canyon LF Client: Chiquita Canyon LF Data: Stat file inorg MP2019

Sanitas™ v.10.1.07 Software licensed to Environmental Applications, Inc. CA
Hollow symbols indicate censored values.

Within Limit

## Prediction Limit

Intrawell Non-parametric

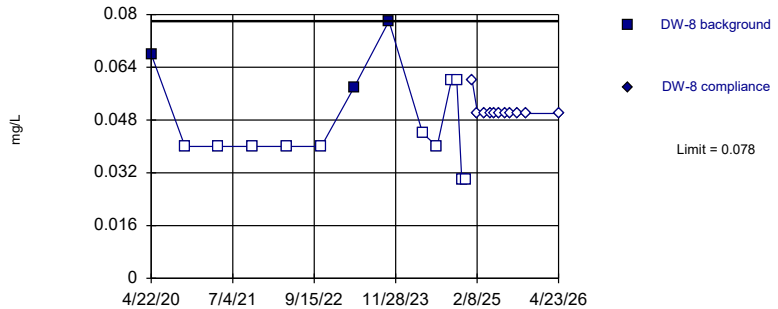


Non-parametric test used in lieu of parametric prediction limit because censored data exceeded 50%. Limit is highest of 14 background values. 78.57% NDs. Report alpha = 0.06667. Most recent point compared to limit. Seasonality was not detected with 95% confidence.

Constituent: Nitrate as N Analysis Run 6/21/2026 3:35 PM View: Stat analysis
Chiquita Canyon LF Client: Chiquita Canyon LF Data: Stat file inorg MP2019

Sanitas™ v.10.1.07 Software licensed to Environmental Applications, Inc. CA

Within Limit

## Prediction Limit

Intrawell Parametric

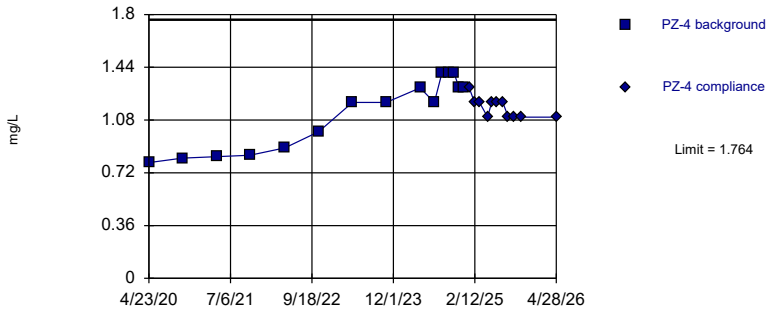


Background Data Summary: Mean=1.125, Std. Dev.=0.236, n=15. Seasonality was not detected with 95% confidence. Normality test was disabled. Report alpha = 0.01. Most recent point compared to limit.

Constituent: Nitrate as N Analysis Run 6/21/2026 3:35 PM View: Stat analysis
Chiquita Canyon LF Client: Chiquita Canyon LF Data: Stat file inorg MP2019

Sanitas™ v.10.1.07 Software licensed to Environmental Applications, Inc. CA

Within Limit

## Prediction Limit

Intrawell Parametric

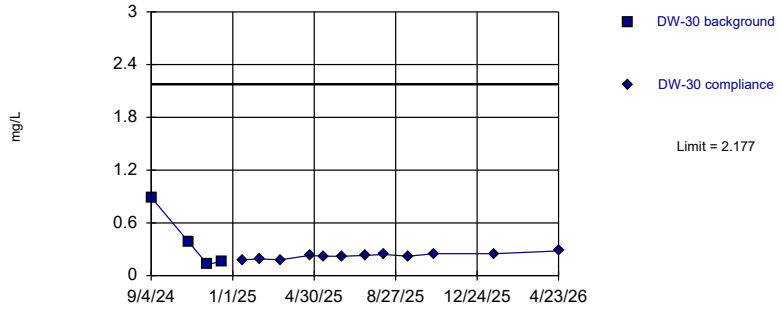


Background Data Summary: Mean=0.3925, Std. Dev.=0.3514, n=4. Seasonality was not detected with 95% confidence. Normality test was disabled. Report alpha = 0.01. Most recent point compared to limit.

Constituent: Nitrate as N Analysis Run 6/21/2026 3:35 PM View: Stat analysis
Chiquita Canyon LF Client: Chiquita Canyon LF Data: Stat file inorg MP2019

Sanitas™ v.10.1.07 Software licensed to Environmental Applications, Inc. CA
Hollow symbols indicate censored values.

Exceeds Limit

## Prediction Limit

Intrawell Parametric

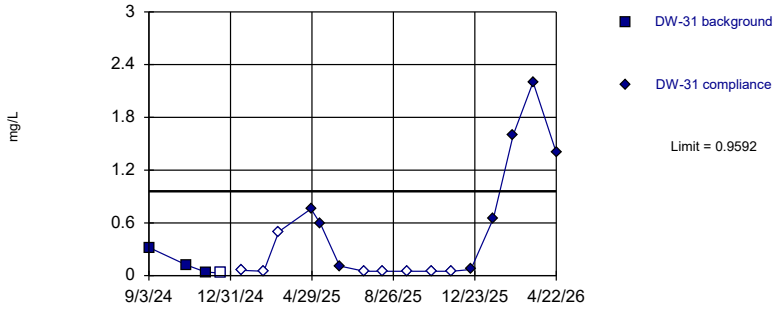


Background Data Summary (after Cohen`s Adjustment): Mean=0.09929, Std. Dev.=0.1694, n=4, 25% NDs. Seasonality was not detected with 95% confidence. Normality test was disabled. Report alpha = 0.01. Most recent point compared to limit.

Constituent: Nitrate as N Analysis Run 6/21/2026 3:35 PM View: Stat analysis
Chiquita Canyon LF Client: Chiquita Canyon LF Data: Stat file inorg MP2019

Sanitas™ v.10.1.07 Software licensed to Environmental Applications, Inc. CA

Within Limit

## Prediction Limit

Intrawell Parametric

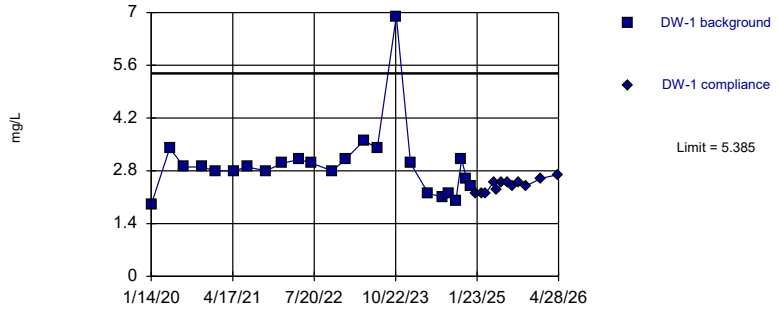


Background Data Summary: Mean=2.954, Std. Dev.=0.9528, n=24. Seasonality was not detected with 95% confidence. Normality test was disabled. Report alpha = 0.01. Most recent point compared to limit.

Constituent: Potassium Analysis Run 6/21/2026 3:35 PM View: Stat analysis
Chiquita Canyon LF Client: Chiquita Canyon LF Data: Stat file inorg MP2019

Sanitas™ v.10.1.07 Software licensed to Environmental Applications, Inc. CA

Within Limit

## Prediction Limit

Intrawell Parametric

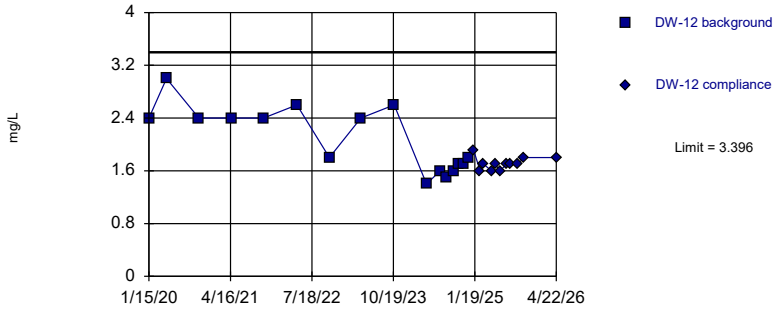


Background Data Summary: Mean=2.081, Std. Dev.=0.4902, n=16. Seasonality was not detected with 95% confidence. Normality test was disabled. Report alpha = 0.01. Most recent point compared to limit.

Constituent: Potassium Analysis Run 6/21/2026 3:35 PM View: Stat analysis
Chiquita Canyon LF Client: Chiquita Canyon LF Data: Stat file inorg MP2019

Sanitas™ v.10.1.07 Software licensed to Environmental Applications, Inc. CA
Hollow symbols indicate censored values.

Within Limit

## Prediction Limit

Intrawell Parametric

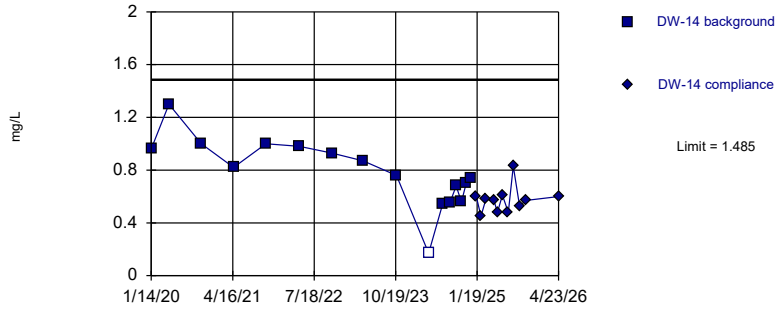


Background Data Summary: Mean=0.785, Std. Dev.=0.2609, n=16, 6.25% NDs. Seasonality was not detected with 95% confidence. Normality test was disabled. Report alpha = 0.01. Most recent point compared to limit.

Constituent: Potassium Analysis Run 6/21/2026 3:35 PM View: Stat analysis
Chiquita Canyon LF Client: Chiquita Canyon LF Data: Stat file inorg MP2019

Sanitas™ v.10.1.07 Software licensed to Environmental Applications, Inc. CA

Within Limit

## Prediction Limit

Intrawell Parametric

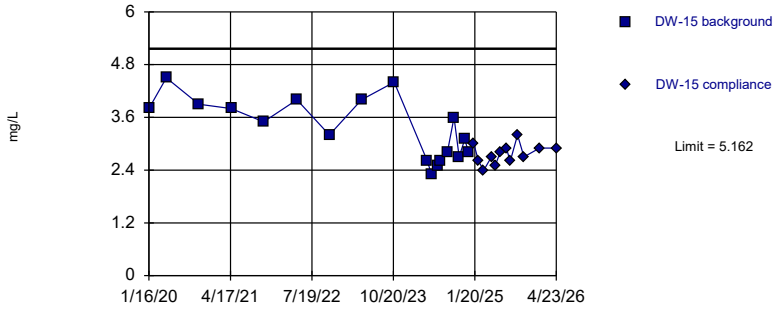


Background Data Summary: Mean=3.339, Std. Dev.=0.6912, n=18. Seasonality was not detected with 95% confidence. Normality test was disabled. Report alpha = 0.01. Most recent point compared to limit.

Constituent: Potassium Analysis Run 6/21/2026 3:35 PM View: Stat analysis
Chiquita Canyon LF Client: Chiquita Canyon LF Data: Stat file inorg MP2019

Sanitas™ v.10.1.07 Software licensed to Environmental Applications, Inc. CA

Within Limit

## Prediction Limit

Intrawell Parametric

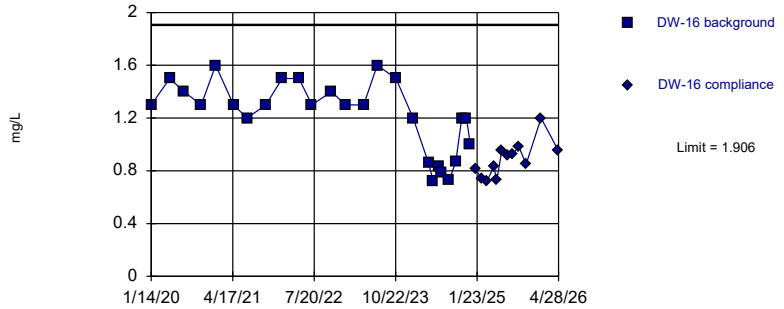


Background Data Summary: Mean=1.219, Std. Dev.=0.2714, n=26. Seasonality was not detected with 95% confidence. Normality test was disabled. Report alpha = 0.01. Most recent point compared to limit.

Constituent: Potassium Analysis Run 6/21/2026 3:35 PM View: Stat analysis
Chiquita Canyon LF Client: Chiquita Canyon LF Data: Stat file inorg MP2019

Sanitas™ v.10.1.07 Software licensed to Environmental Applications, Inc. CA

Within Limit

## Prediction Limit

Intrawell Parametric

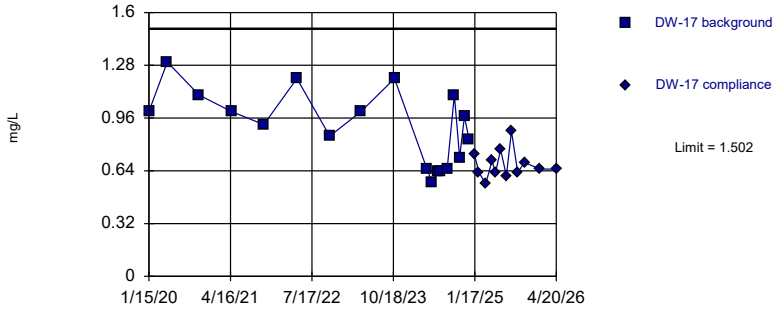


Background Data Summary: Mean=0.9078, Std. Dev.=0.2253, n=18. Seasonality was not detected with 95% confidence. Normality test was disabled. Report alpha = 0.01. Most recent point compared to limit.

Constituent: Potassium Analysis Run 6/21/2026 3:35 PM View: Stat analysis
Chiquita Canyon LF Client: Chiquita Canyon LF Data: Stat file inorg MP2019

Sanitas™ v.10.1.07 Software licensed to Environmental Applications, Inc. CA

Within Limit

## Prediction Limit

Intrawell Parametric

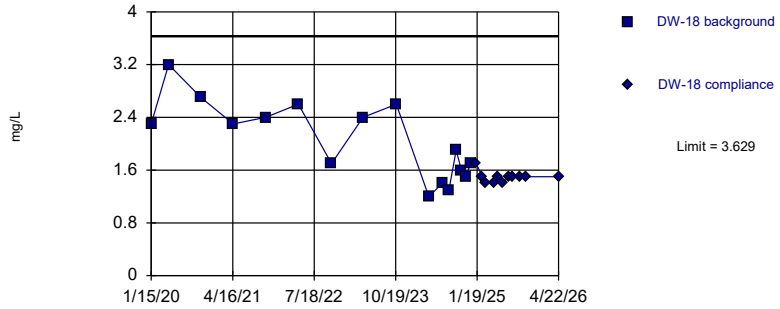


Background Data Summary: Mean=2.05, Std. Dev.=0.5888, n=16. Seasonality was not detected with 95% confidence. Normality test was disabled. Report alpha = 0.01. Most recent point compared to limit.

Constituent: Potassium Analysis Run 6/21/2026 3:35 PM View: Stat analysis
Chiquita Canyon LF Client: Chiquita Canyon LF Data: Stat file inorg MP2019

Sanitas™ v.10.1.07 Software licensed to Environmental Applications, Inc. CA
Hollow symbols indicate censored values.

Within Limit

## Prediction Limit

Intrawell Parametric

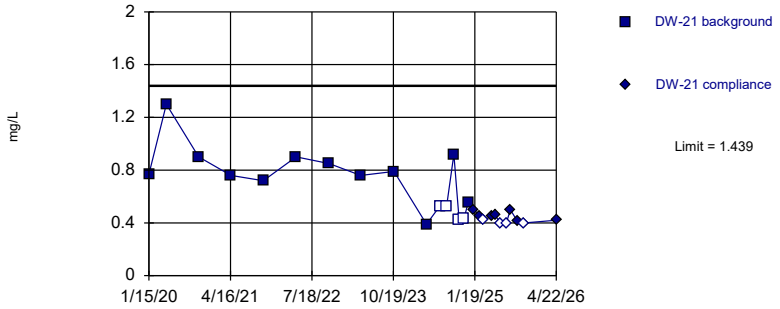


Background Data Summary (after Cohen`s Adjustment): Mean=0.6896, Std. Dev.=0.2795, n=16, 25% NDs. Seasonality was not detected with 95% confidence. Normality test was disabled. Report alpha = 0.01. Most recent point compared to limit.

Constituent: Potassium Analysis Run 6/21/2026 3:35 PM View: Stat analysis
Chiquita Canyon LF Client: Chiquita Canyon LF Data: Stat file inorg MP2019

Sanitas™ v.10.1.07 Software licensed to Environmental Applications, Inc. CA

Within Limit

## Prediction Limit

Intrawell Parametric

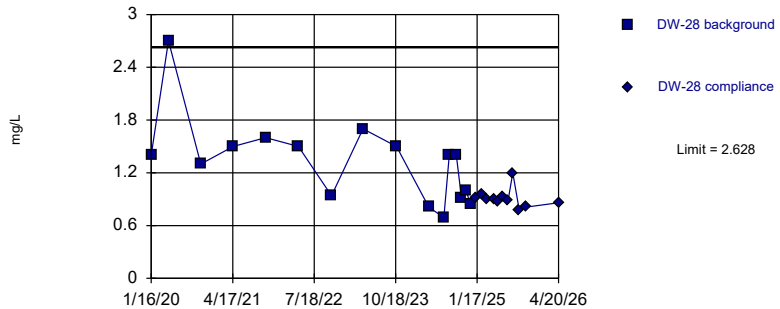


Background Data Summary: Mean=1.325, Std. Dev.=0.4856, n=16. Seasonality was not detected with 95% confidence. Normality test was disabled. Report alpha = 0.01. Most recent point compared to limit.

Constituent: Potassium Analysis Run 6/21/2026 3:35 PM View: Stat analysis
Chiquita Canyon LF Client: Chiquita Canyon LF Data: Stat file inorg MP2019

Sanitas™ v.10.1.07 Software licensed to Environmental Applications, Inc. CA

Within Limit

## Prediction Limit

Intrawell Parametric

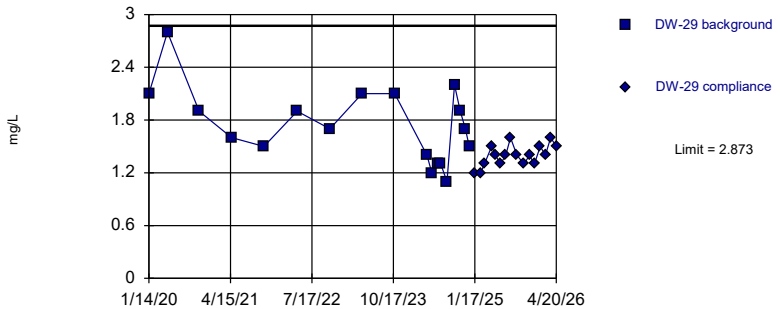


Background Data Summary: Mean=1.739, Std. Dev.=0.43, n=18. Seasonality was not detected with 95% confidence. Normality test was disabled. Report alpha = 0.01. Most recent point compared to limit.

Constituent: Potassium Analysis Run 6/21/2026 3:35 PM View: Stat analysis
Chiquita Canyon LF Client: Chiquita Canyon LF Data: Stat file inorg MP2019

Sanitas™ v.10.1.07 Software licensed to Environmental Applications, Inc. CA

Within Limit

## Prediction Limit

Intrawell Parametric

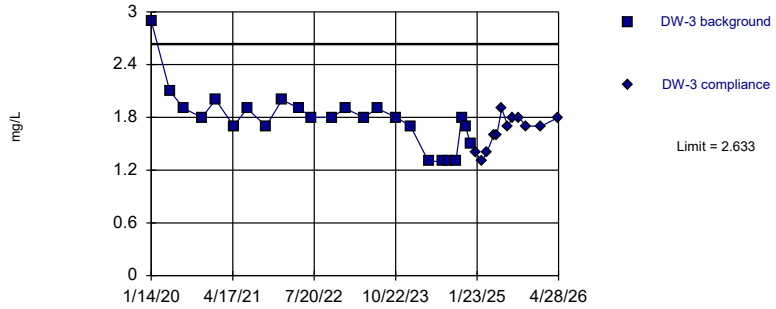


Background Data Summary: Mean=1.783, Std. Dev.=0.3332, n=24. Seasonality was not detected with 95% confidence. Normality test was disabled. Report alpha = 0.01. Most recent point compared to limit.

Constituent: Potassium Analysis Run 6/21/2026 3:35 PM View: Stat analysis
Chiquita Canyon LF Client: Chiquita Canyon LF Data: Stat file inorg MP2019

Sanitas™ v.10.1.07 Software licensed to Environmental Applications, Inc. CA

Within Limit

## Prediction Limit

Intrawell Parametric

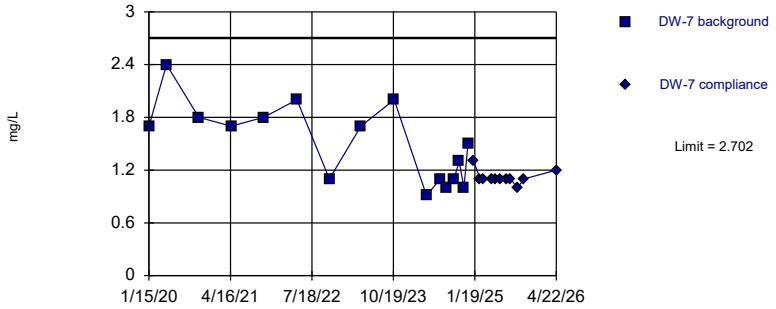


Background Data Summary: Mean=1.507, Std. Dev.=0.4455, n=16. Seasonality was not detected with 95% confidence. Normality test was disabled. Report alpha = 0.01. Most recent point compared to limit.

Constituent: Potassium Analysis Run 6/21/2026 3:35 PM View: Stat analysis
Chiquita Canyon LF Client: Chiquita Canyon LF Data: Stat file inorg MP2019

Sanitas™ v.10.1.07 Software licensed to Environmental Applications, Inc. CA

Within Limit

## Prediction Limit

Intrawell Parametric

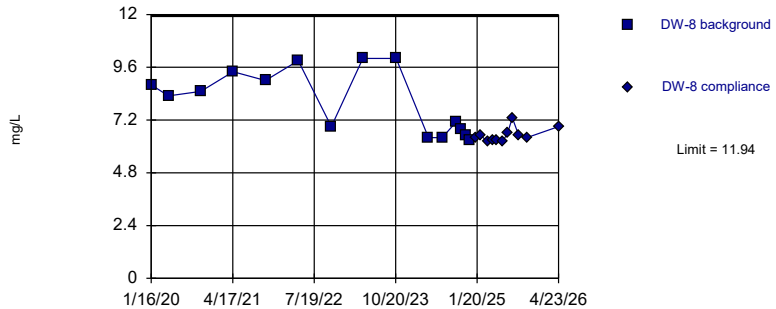


Background Data Summary: Mean=8.02, Std. Dev.=1.446, n=15. Seasonality was not detected with 95% confidence. Normality test was disabled. Report alpha = 0.01. Most recent point compared to limit.

Constituent: Potassium Analysis Run 6/21/2026 3:35 PM View: Stat analysis
Chiquita Canyon LF Client: Chiquita Canyon LF Data: Stat file inorg MP2019

Sanitas™ v.10.1.07 Software licensed to Environmental Applications, Inc. CA

Within Limit

## Prediction Limit

Intrawell Parametric

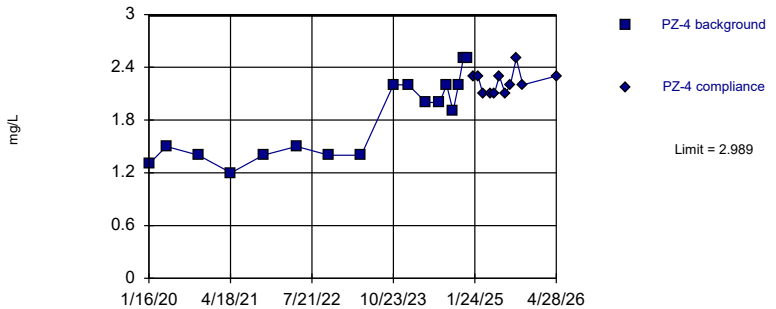


Background Data Summary: Mean=1.812, Std. Dev.=0.4428, n=17. Seasonality was not detected with 95% confidence. Normality test was disabled. Report alpha = 0.01. Most recent point compared to limit.

Constituent: Potassium Analysis Run 6/21/2026 3:35 PM View: Stat analysis
Chiquita Canyon LF Client: Chiquita Canyon LF Data: Stat file inorg MP2019

Sanitas™ v.10.1.07 Software licensed to Environmental Applications, Inc. CA

Within Limit

## Prediction Limit

Intrawell Parametric

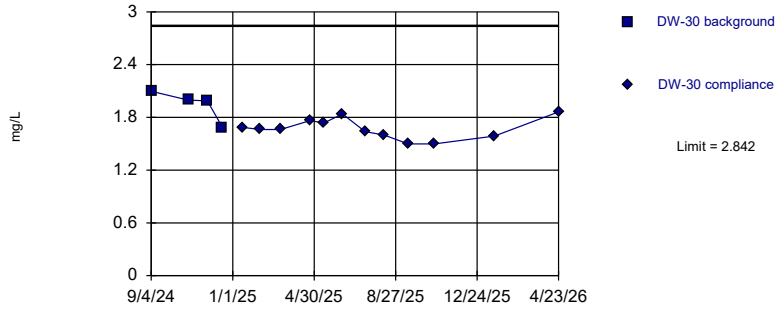


Background Data Summary: Mean=1.943, Std. Dev.=0.1771, n=4. Seasonality was detected with 95% confidence and data were deseasonalized. Normality test was disabled. Report alpha = 0.01. Most recent point compared to limit.

Constituent: Potassium Analysis Run 6/21/2026 3:35 PM View: Stat analysis
Chiquita Canyon LF Client: Chiquita Canyon LF Data: Stat file inorg MP2019

Sanitas™ v.10.1.07 Software licensed to Environmental Applications, Inc. CA

Within Limit

## Prediction Limit

Intrawell Parametric

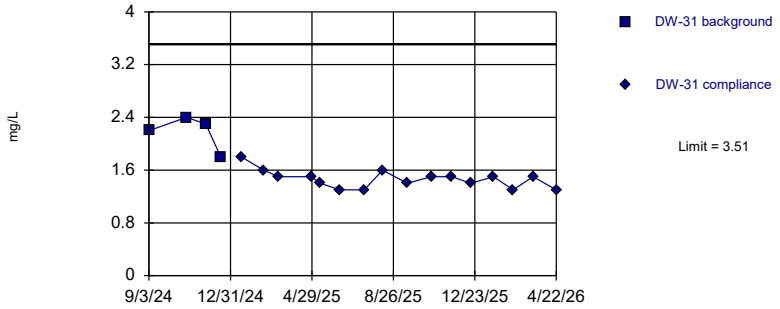


Background Data Summary: Mean=2.175, Std. Dev.=0.263, n=4. Seasonality was not detected with 95% confidence. Normality test was disabled. Report alpha = 0.01. Most recent point compared to limit.

Constituent: Potassium Analysis Run 6/21/2026 3:35 PM View: Stat analysis
Chiquita Canyon LF Client: Chiquita Canyon LF Data: Stat file inorg MP2019

Sanitas™ v.10.1.07 Software licensed to Environmental Applications, Inc. CA

Within Limit

## Prediction Limit

Intrawell Parametric

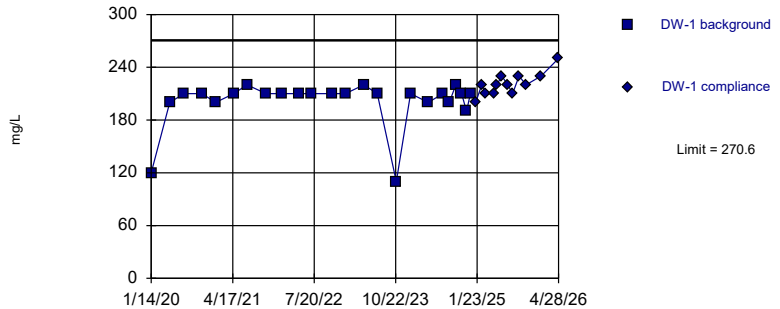


Background Data Summary: Mean=200.8, Std. Dev.=27.33, n=24. Seasonality was not detected with 95% confidence. Normality test was disabled. Report alpha = 0.01. Most recent point compared to limit.

Constituent: Sodium Analysis Run 6/21/2026 3:35 PM View: Stat analysis
Chiquita Canyon LF Client: Chiquita Canyon LF Data: Stat file inorg MP2019

Sanitas™ v.10.1.07 Software licensed to Environmental Applications, Inc. CA

Within Limit

## Prediction Limit

Intrawell Parametric

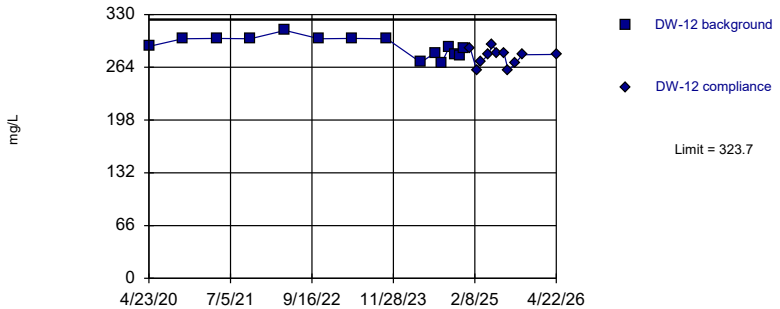


Background Data Summary: Mean=290.4, Std. Dev.=12.27, n=15. Seasonality was detected with 95% confidence and data were deseasonalized. Normality test was disabled. Report alpha = 0.01. Most recent point compared to limit.

Constituent: Sodium Analysis Run 6/21/2026 3:35 PM View: Stat analysis
Chiquita Canyon LF Client: Chiquita Canyon LF Data: Stat file inorg MP2019

Sanitas™ v.10.1.07 Software licensed to Environmental Applications, Inc. CA

Within Limit

## Prediction Limit

Intrawell Parametric

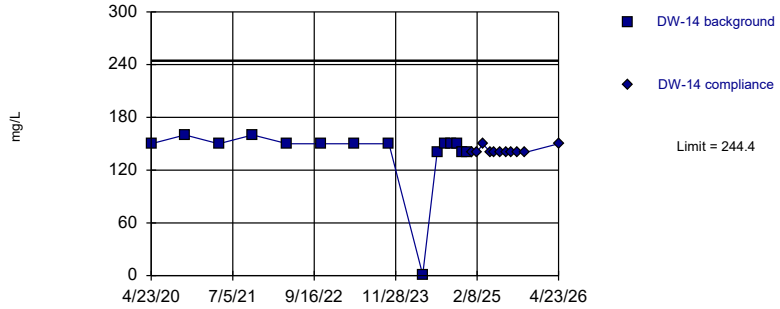


Background Data Summary: Mean=139.4, Std. Dev.=38.75, n=15. Seasonality was not detected with 95% confidence. Normality test was disabled. Report alpha = 0.01. Most recent point compared to limit.

Constituent: Sodium Analysis Run 6/21/2026 3:35 PM View: Stat analysis
Chiquita Canyon LF Client: Chiquita Canyon LF Data: Stat file inorg MP2019

Sanitas™ v.10.1.07 Software licensed to Environmental Applications, Inc. CA

Within Limit

## Prediction Limit

Intrawell Parametric

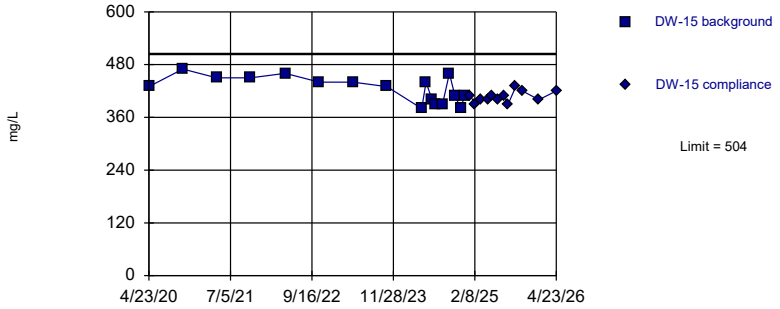


Background Data Summary: Mean=425.3, Std. Dev.=29.61, n=17. Seasonality was not detected with 95% confidence. Normality test was disabled. Report alpha = 0.01. Most recent point compared to limit.

Constituent: Sodium Analysis Run 6/21/2026 3:35 PM View: Stat analysis
Chiquita Canyon LF Client: Chiquita Canyon LF Data: Stat file inorg MP2019

Sanitas™ v.10.1.07 Software licensed to Environmental Applications, Inc. CA

Within Limit

## Prediction Limit

Intrawell Parametric

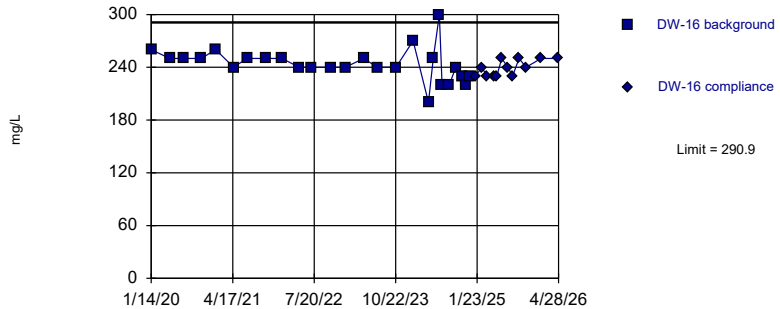


Background Data Summary: Mean=243.5, Std. Dev.=18.75, n=26. Seasonality was not detected with 95% confidence. Normality test was disabled. Report alpha = 0.01. Most recent point compared to limit.

Constituent: Sodium Analysis Run 6/21/2026 3:35 PM View: Stat analysis
Chiquita Canyon LF Client: Chiquita Canyon LF Data: Stat file inorg MP2019

Sanitas™ v.10.1.07 Software licensed to Environmental Applications, Inc. CA

Within Limit

## Prediction Limit

Intrawell Parametric

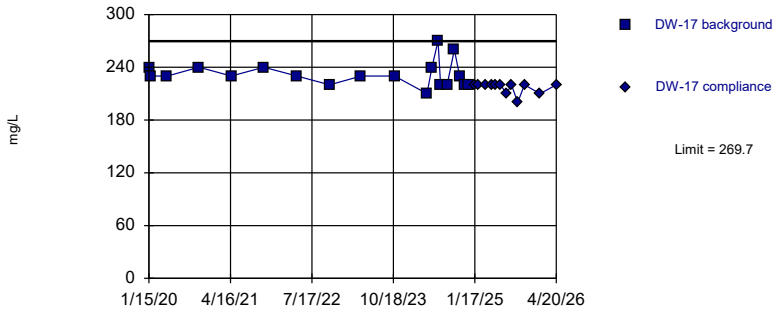


Background Data Summary: Mean=232.1, Std. Dev.=14.37, n=19. Seasonality was not detected with 95% confidence. Normality test was disabled. Report alpha = 0.01. Most recent point compared to limit.

Constituent: Sodium Analysis Run 6/21/2026 3:35 PM View: Stat analysis
Chiquita Canyon LF Client: Chiquita Canyon LF Data: Stat file inorg MP2019

Sanitas™ v.10.1.07 Software licensed to Environmental Applications, Inc. CA

Within Limit

## Prediction Limit

Intrawell Parametric

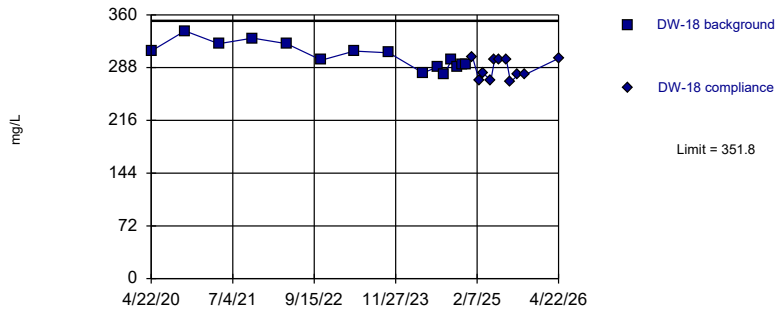


Background Data Summary: Mean=303.6, Std. Dev.=17.78, n=15. Seasonality was detected with 95% confidence and data were deseasonalized. Normality test was disabled. Report alpha = 0.01. Most recent point compared to limit.

Constituent: Sodium Analysis Run 6/21/2026 3:35 PM View: Stat analysis
Chiquita Canyon LF Client: Chiquita Canyon LF Data: Stat file inorg MP2019

Sanitas™ v.10.1.07 Software licensed to Environmental Applications, Inc. CA

Within Limit

## Prediction Limit

Intrawell Parametric

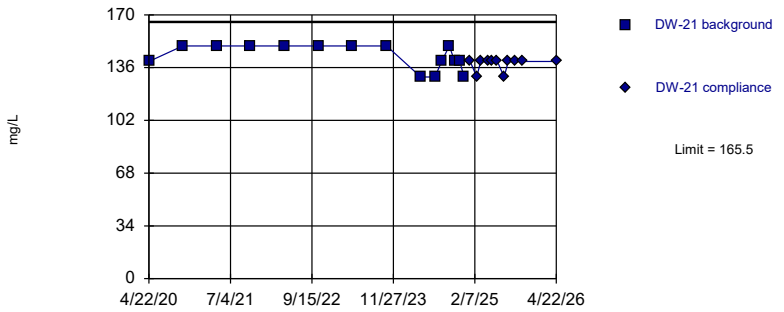


Background Data Summary: Mean=143.3, Std. Dev.=8.165, n=15. Seasonality was not detected with 95% confidence. Normality test was disabled. Report alpha = 0.01. Most recent point compared to limit.

Constituent: Sodium Analysis Run 6/21/2026 3:35 PM View: Stat analysis
Chiquita Canyon LF Client: Chiquita Canyon LF Data: Stat file inorg MP2019

Sanitas™ v.10.1.07 Software licensed to Environmental Applications, Inc. CA

Within Limit

## Prediction Limit

Intrawell Parametric

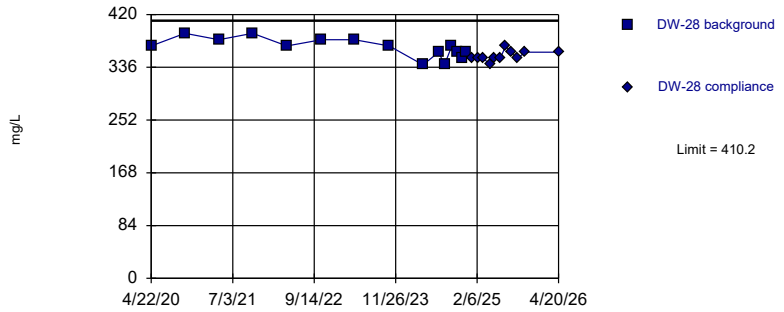


Background Data Summary: Mean=367.3, Std. Dev.=15.8, n=15. Seasonality was not detected with 95% confidence. Normality test was disabled. Report alpha = 0.01. Most recent point compared to limit.

Constituent: Sodium Analysis Run 6/21/2026 3:35 PM View: Stat analysis
Chiquita Canyon LF Client: Chiquita Canyon LF Data: Stat file inorg MP2019

Sanitas™ v.10.1.07 Software licensed to Environmental Applications, Inc. CA

Within Limit

## Prediction Limit

Intrawell Parametric

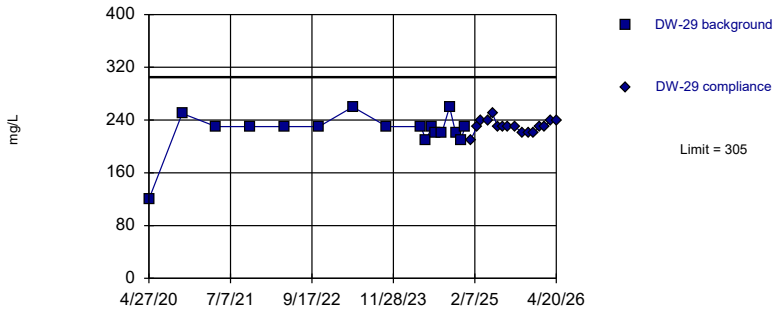


Background Data Summary: Mean=224.1, Std. Dev.=30.43, n=17. Seasonality was not detected with 95% confidence. Normality test was disabled. Report alpha = 0.01. Most recent point compared to limit.

Constituent: Sodium Analysis Run 6/21/2026 3:35 PM View: Stat analysis
Chiquita Canyon LF Client: Chiquita Canyon LF Data: Stat file inorg MP2019

Sanitas™ v.10.1.07 Software licensed to Environmental Applications, Inc. CA

Within Limit

## Prediction Limit

Intrawell Parametric

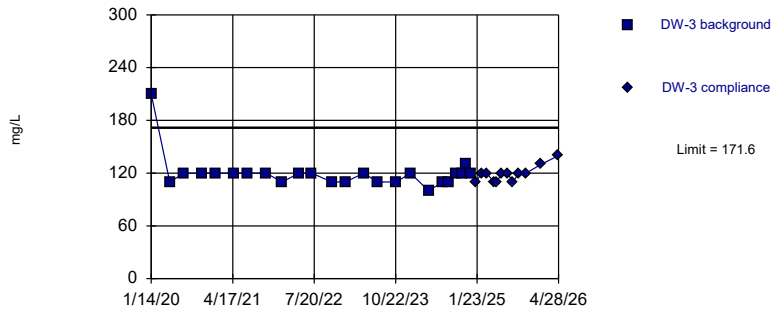


Background Data Summary: Mean=120, Std. Dev.=20.22, n=24. Seasonality was not detected with 95% confidence. Normality test was disabled. Report alpha = 0.01. Most recent point compared to limit.

Constituent: Sodium Analysis Run 6/21/2026 3:35 PM View: Stat analysis
Chiquita Canyon LF Client: Chiquita Canyon LF Data: Stat file inorg MP2019

Sanitas™ v.10.1.07 Software licensed to Environmental Applications, Inc. CA

Within Limit

## Prediction Limit

Intrawell Parametric

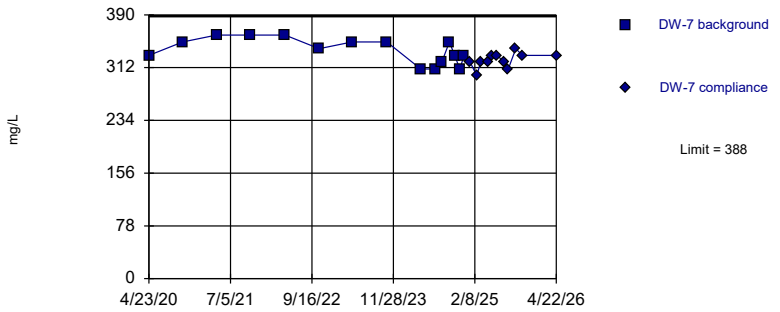


Background Data Summary: Mean=337.3, Std. Dev.=18.7, n=15. Seasonality was not detected with 95% confidence. Normality test was disabled. Report alpha = 0.01. Most recent point compared to limit.

Constituent: Sodium Analysis Run 6/21/2026 3:35 PM View: Stat analysis
Chiquita Canyon LF Client: Chiquita Canyon LF Data: Stat file inorg MP2019

Sanitas™ v.10.1.07 Software licensed to Environmental Applications, Inc. CA

Within Limit

## Prediction Limit

Intrawell Parametric

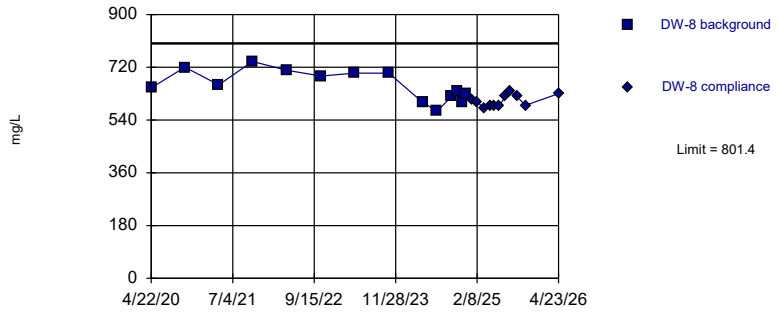


Background Data Summary: Mean=659.3, Std. Dev.=51.81, n=14. Seasonality was not detected with 95% confidence. Normality test was disabled. Report alpha = 0.01. Most recent point compared to limit.

Constituent: Sodium Analysis Run 6/21/2026 3:35 PM View: Stat analysis
Chiquita Canyon LF Client: Chiquita Canyon LF Data: Stat file inorg MP2019

Sanitas™ v.10.1.07 Software licensed to Environmental Applications, Inc. CA

Within Limit

## Prediction Limit

Intrawell Parametric

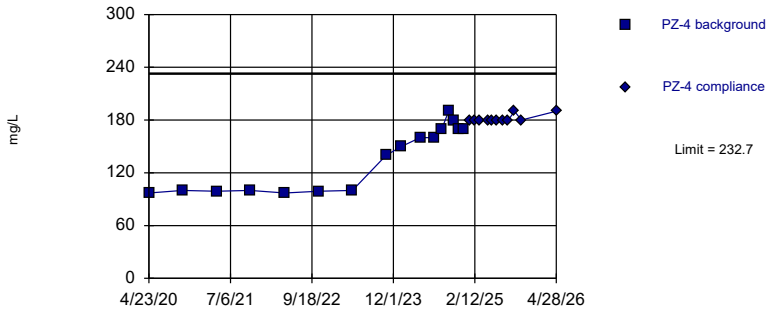


Background Data Summary: Mean=136.4, Std. Dev.=35.92, n=16. Seasonality was not detected with 95% confidence. Normality test was disabled. Report alpha = 0.01. Most recent point compared to limit.

Constituent: Sodium Analysis Run 6/21/2026 3:35 PM View: Stat analysis
Chiquita Canyon LF Client: Chiquita Canyon LF Data: Stat file inorg MP2019

Sanitas™ v.10.1.07 Software licensed to Environmental Applications, Inc. CA

Within Limit

## Prediction Limit

Intrawell Parametric

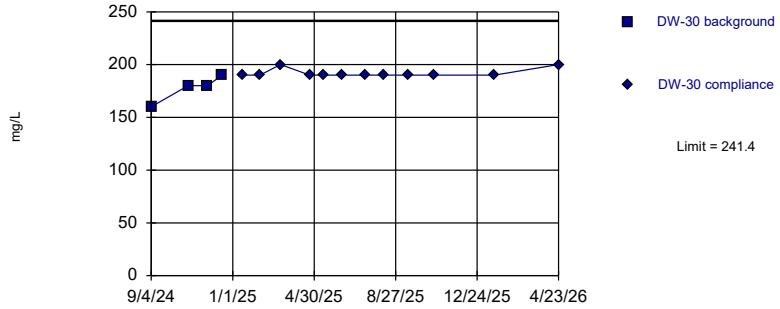


Background Data Summary: Mean=177.5, Std. Dev.=12.58, n=4. Seasonality was not detected with 95% confidence. Normality test was disabled. Report alpha = 0.01. Most recent point compared to limit.

Constituent: Sodium Analysis Run 6/21/2026 3:35 PM View: Stat analysis
Chiquita Canyon LF Client: Chiquita Canyon LF Data: Stat file inorg MP2019

Sanitas™ v.10.1.07 Software licensed to Environmental Applications, Inc. CA

Within Limit

## Prediction Limit

Intrawell Parametric

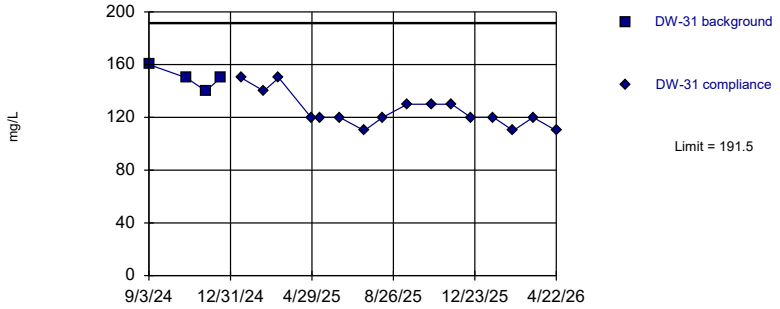


Background Data Summary: Mean=150, Std. Dev.=8.165, n=4. Seasonality was not detected with 95% confidence. Normality test was disabled. Report alpha = 0.01. Most recent point compared to limit.

Constituent: Sodium Analysis Run 6/21/2026 3:35 PM View: Stat analysis
Chiquita Canyon LF Client: Chiquita Canyon LF Data: Stat file inorg MP2019

Sanitas™ v.10.1.07 Software licensed to Environmental Applications, Inc. CA

Within Limit

## Prediction Limit

Intrawell Parametric

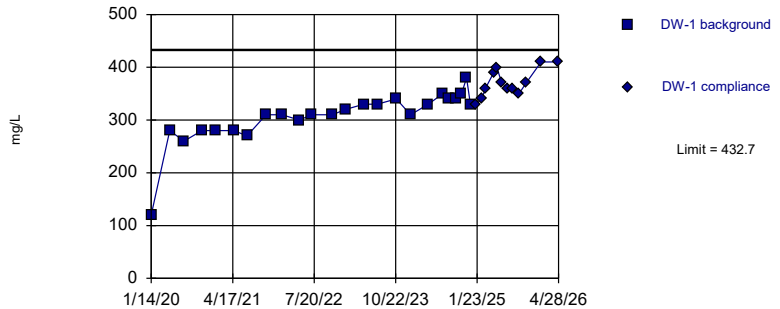


Background Data Summary: Mean=306.7, Std. Dev.=49.4, n=24. Seasonality was not detected with 95% confidence. Normality test was disabled. Report alpha = 0.01. Most recent point compared to limit.

Constituent: Sulfate Analysis Run 6/21/2026 3:35 PM View: Stat analysis
Chiquita Canyon LF Client: Chiquita Canyon LF Data: Stat file inorg MP2019

Sanitas™ v.10.1.07 Software licensed to Environmental Applications, Inc. CA

Within Limit

## Prediction Limit

Intrawell Parametric

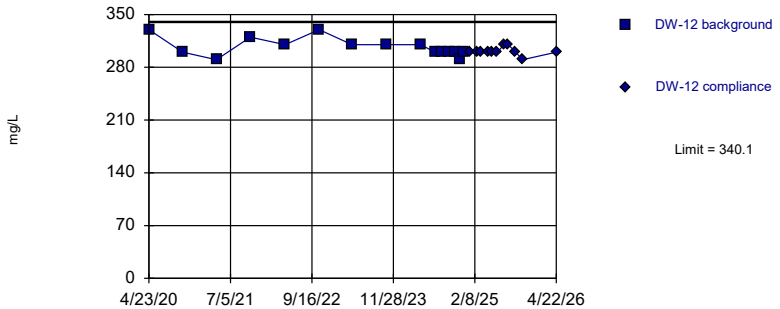


Background Data Summary: Mean=306.7, Std. Dev.=12.34, n=15. Seasonality was not detected with 95% confidence. Normality test was disabled. Report alpha = 0.01. Most recent point compared to limit.

Constituent: Sulfate Analysis Run 6/21/2026 3:35 PM View: Stat analysis
Chiquita Canyon LF Client: Chiquita Canyon LF Data: Stat file inorg MP2019

Sanitas™ v.10.1.07 Software licensed to Environmental Applications, Inc. CA

Within Limit

## Prediction Limit

Intrawell Parametric

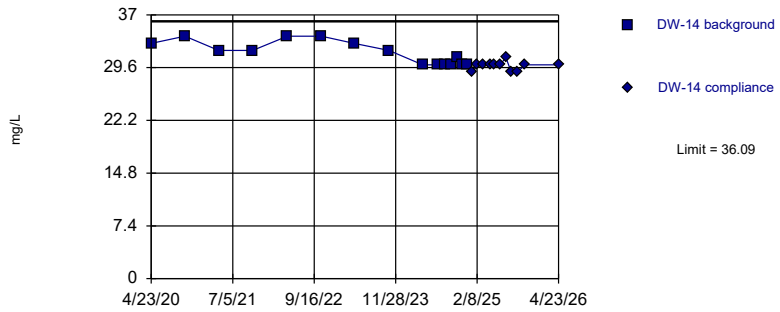


Background Data Summary: Mean=31.67, Std. Dev.=1.633, n=15. Seasonality was not detected with 95% confidence. Normality test was disabled. Report alpha = 0.01. Most recent point compared to limit.

Constituent: Sulfate Analysis Run 6/21/2026 3:36 PM View: Stat analysis
Chiquita Canyon LF Client: Chiquita Canyon LF Data: Stat file inorg MP2019

Sanitas™ v.10.1.07 Software licensed to Environmental Applications, Inc. CA

Within Limit

## Prediction Limit

Intrawell Parametric

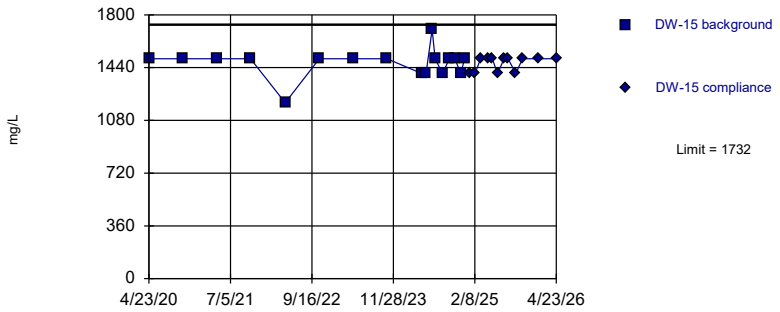


Background Data Summary: Mean=1471, Std. Dev.=98.52, n=17. Seasonality was not detected with 95% confidence. Normality test was disabled. Report alpha = 0.01. Most recent point compared to limit.

Constituent: Sulfate Analysis Run 6/21/2026 3:36 PM View: Stat analysis
Chiquita Canyon LF Client: Chiquita Canyon LF Data: Stat file inorg MP2019

Sanitas™ v.10.1.07 Software licensed to Environmental Applications, Inc. CA

Within Limit

## Prediction Limit

Intrawell Parametric

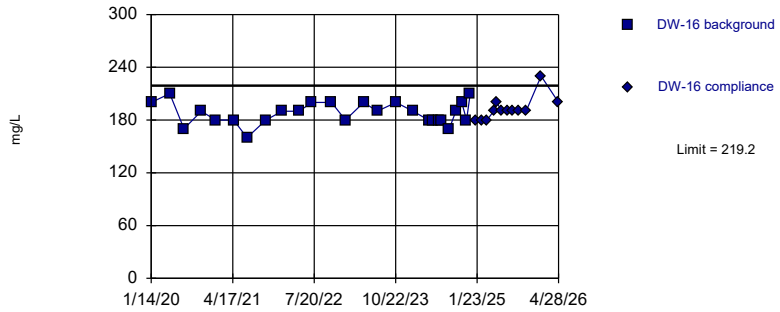


Background Data Summary: Mean=187.7, Std. Dev.=12.43, n=26. Seasonality was not detected with 95% confidence. Normality test was disabled. Report alpha = 0.01. Most recent point compared to limit.

Constituent: Sulfate Analysis Run 6/21/2026 3:36 PM View: Stat analysis
Chiquita Canyon LF Client: Chiquita Canyon LF Data: Stat file inorg MP2019

Sanitas™ v.10.1.07 Software licensed to Environmental Applications, Inc. CA

Within Limit

## Prediction Limit

Intrawell Parametric

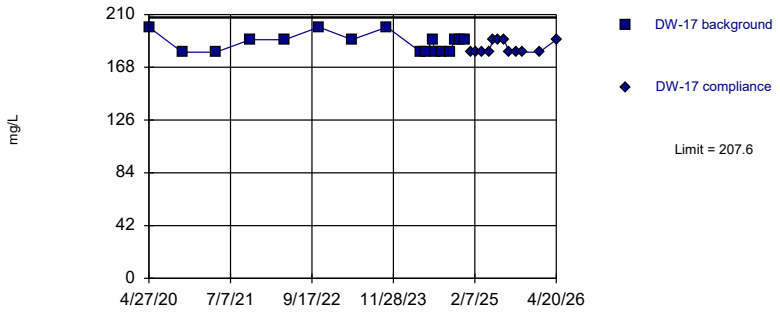


Background Data Summary: Mean=187.6, Std. Dev.=7.524, n=17. Seasonality was not detected with 95% confidence. Normality test was disabled. Report alpha = 0.01. Most recent point compared to limit.

Constituent: Sulfate Analysis Run 6/21/2026 3:36 PM View: Stat analysis
Chiquita Canyon LF Client: Chiquita Canyon LF Data: Stat file inorg MP2019

Sanitas™ v.10.1.07 Software licensed to Environmental Applications, Inc. CA

Within Limit

## Prediction Limit

Intrawell Parametric

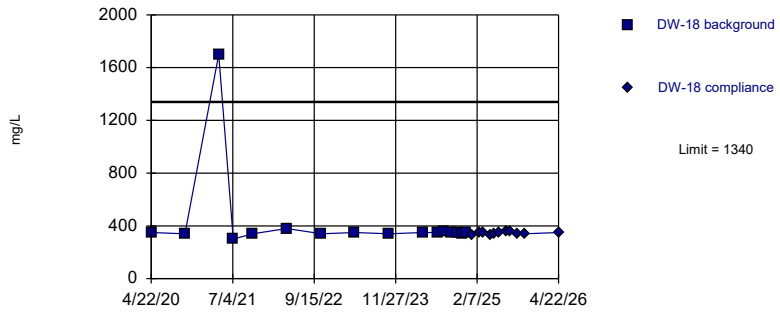


Background Data Summary: Mean=430.6, Std. Dev.=338.9, n=16. Seasonality was not detected with 95% confidence. Normality test was disabled. Report alpha = 0.01. Most recent point compared to limit.

Constituent: Sulfate Analysis Run 6/21/2026 3:36 PM View: Stat analysis
Chiquita Canyon LF Client: Chiquita Canyon LF Data: Stat file inorg MP2019

Sanitas™ v.10.1.07 Software licensed to Environmental Applications, Inc. CA

Within Limit

## Prediction Limit

Intrawell Parametric

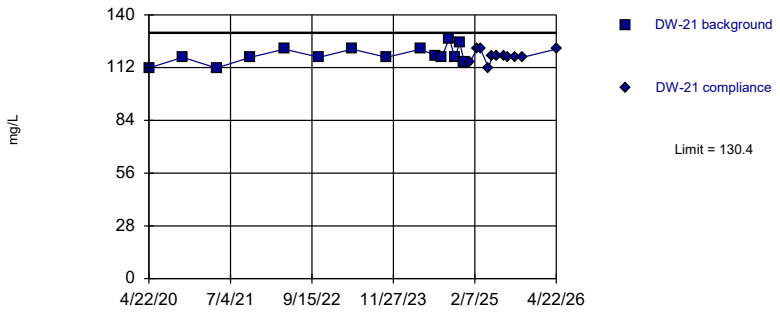


Background Data Summary: Mean=118.7, Std. Dev.=4.344, n=15. Seasonality was detected with 95% confidence and data were deseasonalized. Normality test was disabled. Report alpha = 0.01. Most recent point compared to limit.

Constituent: Sulfate Analysis Run 6/21/2026 3:36 PM View: Stat analysis
Chiquita Canyon LF Client: Chiquita Canyon LF Data: Stat file inorg MP2019

Sanitas™ v.10.1.07 Software licensed to Environmental Applications, Inc. CA

Within Limit

## Prediction Limit

Intrawell Parametric

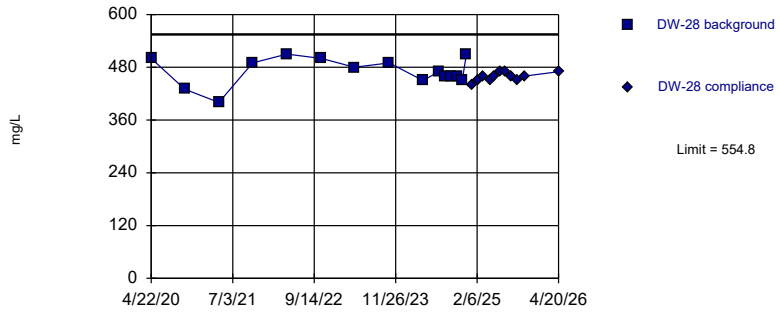


Background Data Summary: Mean=470.7, Std. Dev.=31.05, n=15. Seasonality was not detected with 95% confidence. Normality test was disabled. Report alpha = 0.01. Most recent point compared to limit.

Constituent: Sulfate Analysis Run 6/21/2026 3:36 PM View: Stat analysis
Chiquita Canyon LF Client: Chiquita Canyon LF Data: Stat file inorg MP2019

Sanitas™ v.10.1.07 Software licensed to Environmental Applications, Inc. CA

Within Limit

## Prediction Limit

Intrawell Parametric

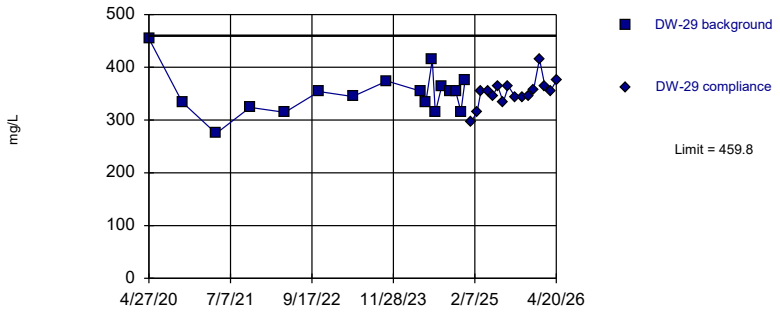


Background Data Summary: Mean=350.3, Std. Dev.=41.21, n=17. Seasonality was detected with 95% confidence and data were deseasonalized. Normality test was disabled. Report alpha = 0.01. Most recent point compared to limit.

Constituent: Sulfate Analysis Run 6/21/2026 3:36 PM View: Stat analysis
Chiquita Canyon LF Client: Chiquita Canyon LF Data: Stat file inorg MP2019

Sanitas™ v.10.1.07 Software licensed to Environmental Applications, Inc. CA

Within Limit

## Prediction Limit

Intrawell Parametric

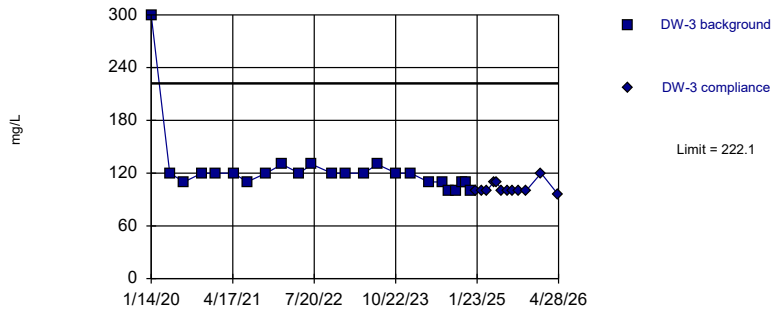


Background Data Summary: Mean=123.8, Std. Dev.=38.54, n=24. Seasonality was not detected with 95% confidence. Normality test was disabled. Report alpha = 0.01. Most recent point compared to limit.

Constituent: Sulfate Analysis Run 6/21/2026 3:36 PM View: Stat analysis
Chiquita Canyon LF Client: Chiquita Canyon LF Data: Stat file inorg MP2019

Sanitas™ v.10.1.07 Software licensed to Environmental Applications, Inc. CA

Within Limit

## Prediction Limit

Intrawell Parametric

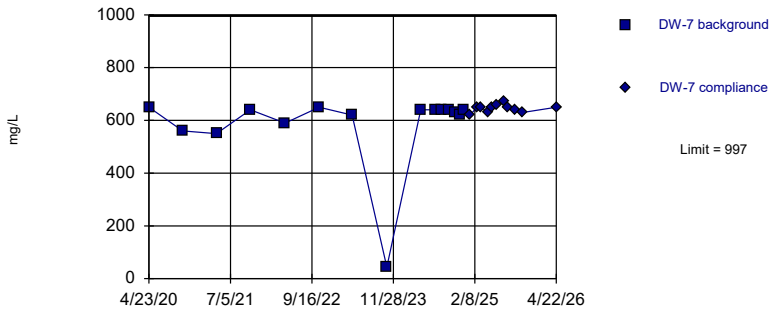


Background Data Summary: Mean=583.6, Std. Dev.=152.5, n=15. Seasonality was not detected with 95% confidence. Normality test was disabled. Report alpha = 0.01. Most recent point compared to limit.

Constituent: Sulfate Analysis Run 6/21/2026 3:36 PM View: Stat analysis
Chiquita Canyon LF Client: Chiquita Canyon LF Data: Stat file inorg MP2019

Sanitas™ v.10.1.07 Software licensed to Environmental Applications, Inc. CA

Within Limit

## Prediction Limit

Intrawell Parametric

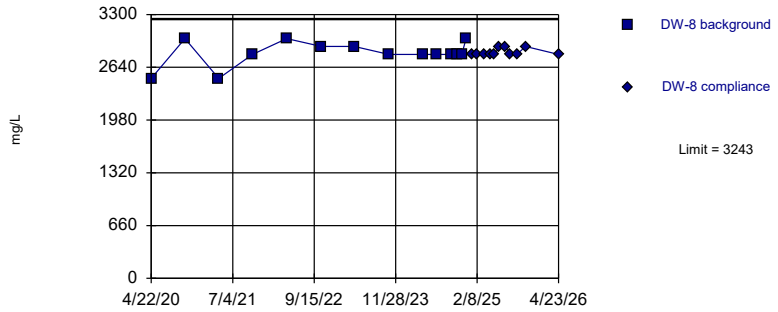


Background Data Summary: Mean=2814, Std. Dev.=156.2, n=14. Seasonality was not detected with 95% confidence. Normality test was disabled. Report alpha = 0.01. Most recent point compared to limit.

Constituent: Sulfate Analysis Run 6/21/2026 3:36 PM View: Stat analysis
Chiquita Canyon LF Client: Chiquita Canyon LF Data: Stat file inorg MP2019

Sanitas™ v.10.1.07 Software licensed to Environmental Applications, Inc. CA

Within Limit

## Prediction Limit

Intrawell Parametric

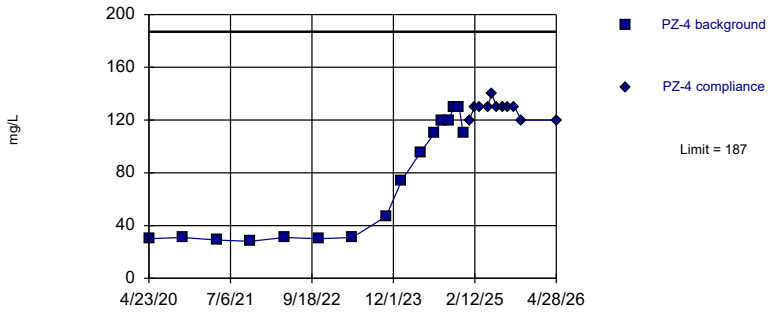


Background Data Summary: Mean=71.63, Std. Dev.=43, n=16. Seasonality was not detected with 95% confidence. Normality test was disabled. Report alpha = 0.01. Most recent point compared to limit.

Constituent: Sulfate Analysis Run 6/21/2026 3:36 PM View: Stat analysis
Chiquita Canyon LF Client: Chiquita Canyon LF Data: Stat file inorg MP2019

Sanitas™ v.10.1.07 Software licensed to Environmental Applications, Inc. CA

Within Limit

## Prediction Limit

Intrawell Parametric

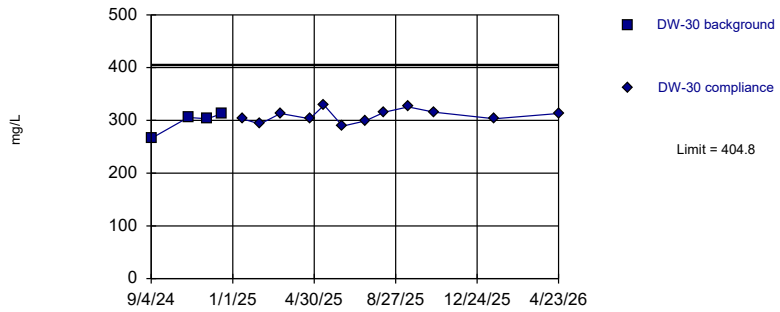


Background Data Summary: Mean=296.9, Std. Dev.=21.26, n=4. Seasonality was detected with 95% confidence and data were deseasonalized. Normality test was disabled. Report alpha = 0.01. Most recent point compared to limit.

Constituent: Sulfate Analysis Run 6/21/2026 3:36 PM View: Stat analysis
Chiquita Canyon LF Client: Chiquita Canyon LF Data: Stat file inorg MP2019

Sanitas™ v.10.1.07 Software licensed to Environmental Applications, Inc. CA

Within Limit

## Prediction Limit

Intrawell Parametric

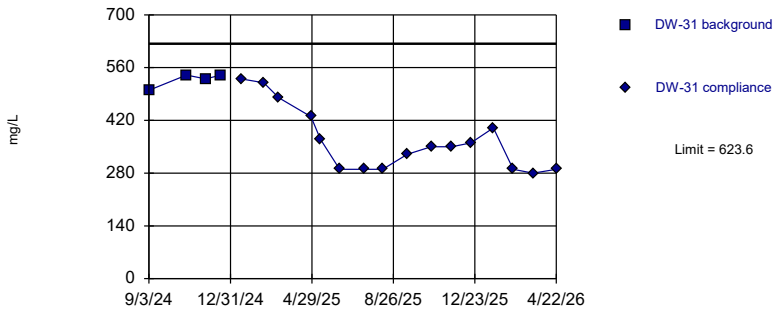


Background Data Summary: Mean=527.5, Std. Dev.=18.93, n=4. Seasonality was not detected with 95% confidence. Normality test was disabled. Report alpha = 0.01. Most recent point compared to limit.

Constituent: Sulfate Analysis Run 6/21/2026 3:36 PM View: Stat analysis
Chiquita Canyon LF Client: Chiquita Canyon LF Data: Stat file inorg MP2019

Sanitas™ v.10.1.07 Software licensed to Environmental Applications, Inc. CA

Within Limit

## Prediction Limit

Intrawell Parametric

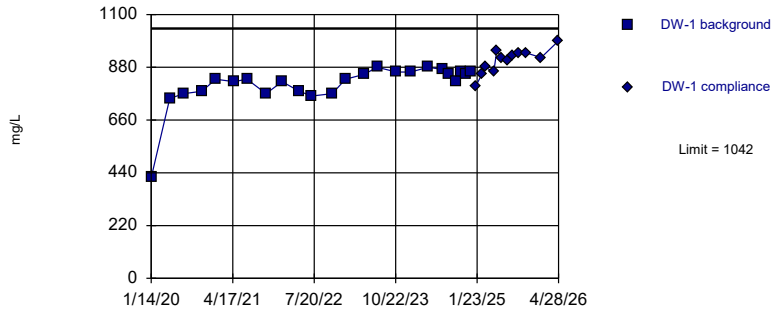


Background Data Summary: Mean=807.1, Std. Dev.=91.91, n=24. Seasonality was not detected with 95% confidence. Normality test was disabled. Report alpha = 0.01. Most recent point compared to limit.

Constituent: Total Dissolved Solids Analysis Run 6/21/2026 3:36 PM View: Stat analysis
Chiquita Canyon LF Client: Chiquita Canyon LF Data: Stat file inorg MP2019

Sanitas™ v.10.1.07 Software licensed to Environmental Applications, Inc. CA

Within Limit

## Prediction Limit

Intrawell Parametric

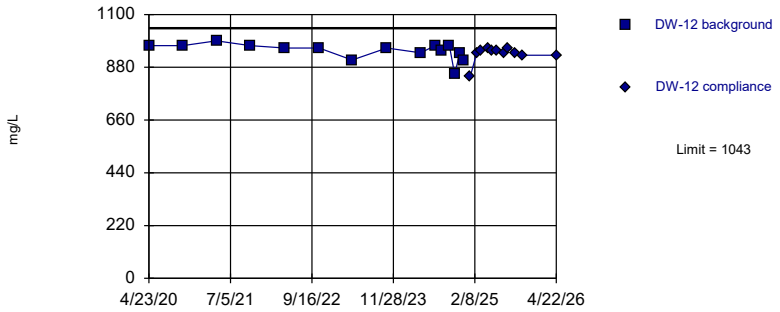


Background Data Summary: Mean=948, Std. Dev.=35.09, n=15. Seasonality was not detected with 95% confidence. Normality test was disabled. Report alpha = 0.01. Most recent point compared to limit.

Constituent: Total Dissolved Solids Analysis Run 6/21/2026 3:36 PM View: Stat analysis
Chiquita Canyon LF Client: Chiquita Canyon LF Data: Stat file inorg MP2019

Sanitas™ v.10.1.07 Software licensed to Environmental Applications, Inc. CA

Within Limit

## Prediction Limit

Intrawell Parametric

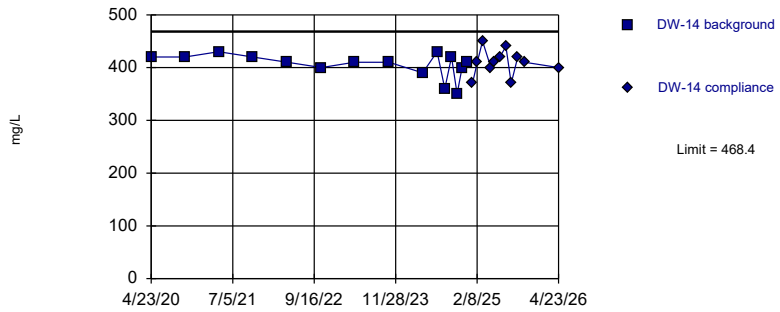


Background Data Summary: Mean=405.3, Std. Dev.=23.26, n=15. Seasonality was not detected with 95% confidence. Normality test was disabled. Report alpha = 0.01. Most recent point compared to limit.

Constituent: Total Dissolved Solids Analysis Run 6/21/2026 3:36 PM View: Stat analysis
Chiquita Canyon LF Client: Chiquita Canyon LF Data: Stat file inorg MP2019

Sanitas™ v.10.1.07 Software licensed to Environmental Applications, Inc. CA

Within Limit

## Prediction Limit

Intrawell Parametric

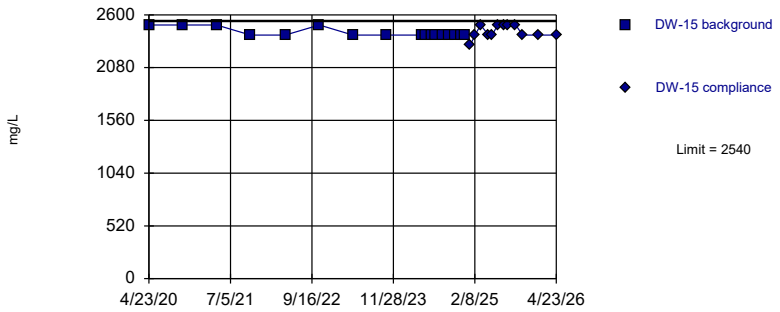


Background Data Summary: Mean=2424, Std. Dev.=43.72, n=17. Seasonality was not detected with 95% confidence. Normality test was disabled. Report alpha = 0.01. Most recent point compared to limit.

Constituent: Total Dissolved Solids Analysis Run 6/21/2026 3:36 PM View: Stat analysis
Chiquita Canyon LF Client: Chiquita Canyon LF Data: Stat file inorg MP2019

Sanitas™ v.10.1.07 Software licensed to Environmental Applications, Inc. CA

Within Limit

## Prediction Limit

Intrawell Parametric

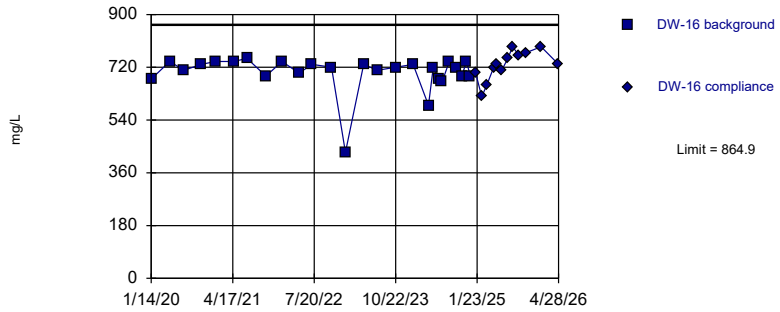


Background Data Summary: Mean=701.2, Std. Dev.=64.64, n=26. Seasonality was not detected with 95% confidence. Normality test was disabled. Report alpha = 0.01. Most recent point compared to limit.

Constituent: Total Dissolved Solids Analysis Run 6/21/2026 3:36 PM View: Stat analysis
Chiquita Canyon LF Client: Chiquita Canyon LF Data: Stat file inorg MP2019

Sanitas™ v.10.1.07 Software licensed to Environmental Applications, Inc. CA

Within Limit

## Prediction Limit

Intrawell Parametric

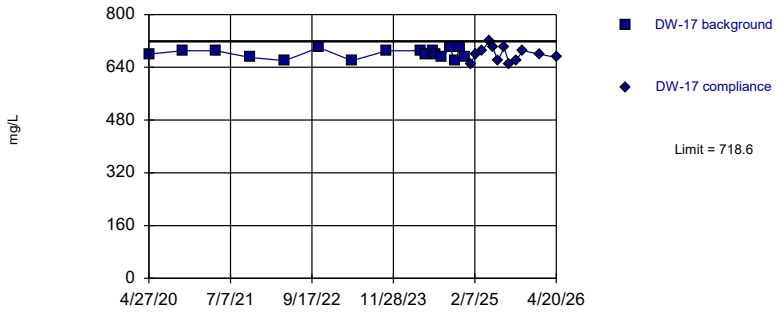


Background Data Summary: Mean=681.2, Std. Dev.=14.09, n=17. Seasonality was not detected with 95% confidence. Normality test was disabled. Report alpha = 0.01. Most recent point compared to limit.

Constituent: Total Dissolved Solids Analysis Run 6/21/2026 3:36 PM View: Stat analysis
Chiquita Canyon LF Client: Chiquita Canyon LF Data: Stat file inorg MP2019

Within Limit

## Prediction Limit

Intrawell Parametric

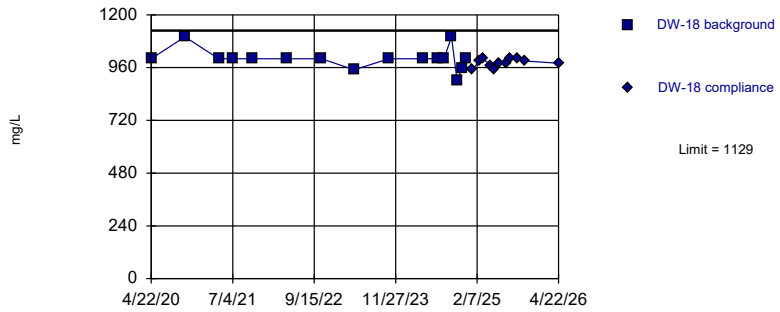


Background Data Summary: Mean=1001, Std. Dev.=47.68, n=16. Seasonality was not detected with 95% confidence. Normality test was disabled. Report alpha = 0.01. Most recent point compared to limit.

Constituent: Total Dissolved Solids Analysis Run 6/21/2026 3:36 PM View: Stat analysis
Chiquita Canyon LF Client: Chiquita Canyon LF Data: Stat file inorg MP2019

Sanitas™ v.10.1.07 Software licensed to Environmental Applications, Inc. CA

Within Limit

## Prediction Limit

Intrawell Parametric

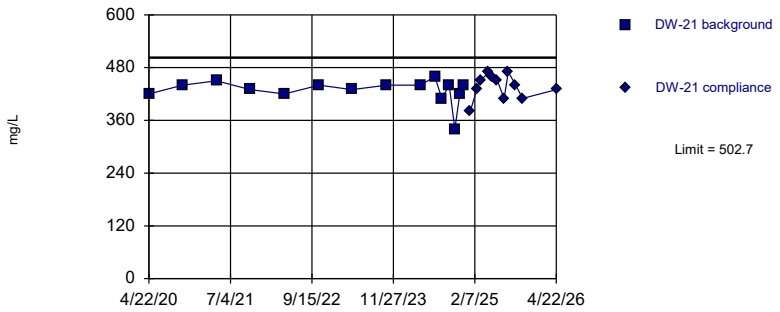


Background Data Summary: Mean=428, Std. Dev.=27.57, n=15. Seasonality was not detected with 95% confidence. Normality test was disabled. Report alpha = 0.01. Most recent point compared to limit.

Constituent: Total Dissolved Solids Analysis Run 6/21/2026 3:36 PM View: Stat analysis
Chiquita Canyon LF Client: Chiquita Canyon LF Data: Stat file inorg MP2019

Sanitas™ v.10.1.07 Software licensed to Environmental Applications, Inc. CA

Within Limit

## Prediction Limit

Intrawell Parametric

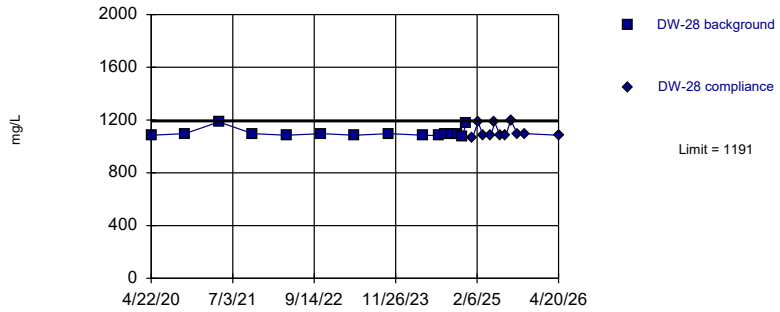


Background Data Summary: Mean=1103, Std. Dev.=32.58, n=15. Seasonality was detected with 95% confidence and data were deseasonalized. Normality test was disabled. Report alpha = 0.01. Most recent point compared to limit.

Constituent: Total Dissolved Solids Analysis Run 6/21/2026 3:36 PM View: Stat analysis
Chiquita Canyon LF Client: Chiquita Canyon LF Data: Stat file inorg MP2019

Sanitas™ v.10.1.07 Software licensed to Environmental Applications, Inc. CA

Within Limit

## Prediction Limit

Intrawell Parametric

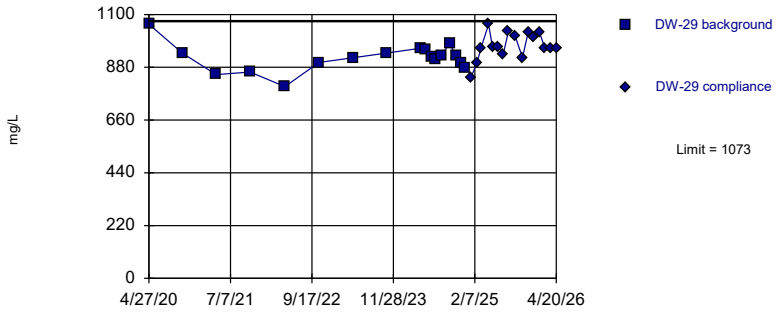


Background Data Summary: Mean=919.7, Std. Dev.=57.55, n=17. Seasonality was detected with 95% confidence and data were deseasonalized. Normality test was disabled. Report alpha = 0.01. Most recent point compared to limit.

Constituent: Total Dissolved Solids Analysis Run 6/21/2026 3:36 PM View: Stat analysis
Chiquita Canyon LF Client: Chiquita Canyon LF Data: Stat file inorg MP2019

Sanitas™ v.10.1.07 Software licensed to Environmental Applications, Inc. CA

Within Limit

## Prediction Limit

Intrawell Parametric

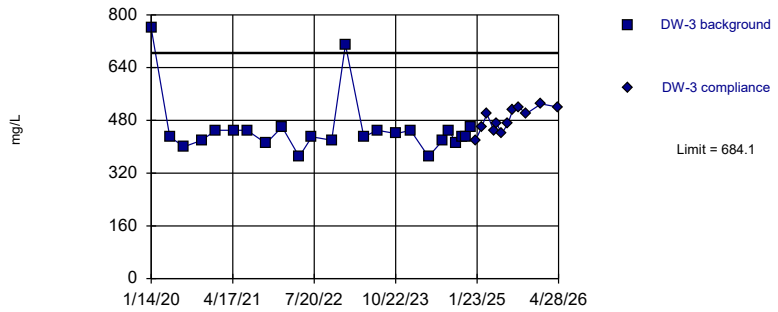


Background Data Summary: Mean=454.2, Std. Dev.=90.12, n=24. Seasonality was not detected with 95% confidence. Normality test was disabled. Report alpha = 0.01. Most recent point compared to limit.

Constituent: Total Dissolved Solids Analysis Run 6/21/2026 3:36 PM View: Stat analysis
Chiquita Canyon LF Client: Chiquita Canyon LF Data: Stat file inorg MP2019

Sanitas™ v.10.1.07 Software licensed to Environmental Applications, Inc. CA

Within Limit

## Prediction Limit

Intrawell Parametric

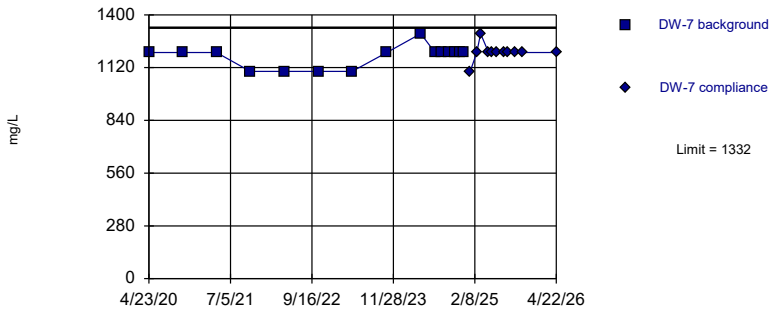


Background Data Summary: Mean=1180, Std. Dev.=56.06, n=15. Seasonality was not detected with 95% confidence. Normality test was disabled. Report alpha = 0.01. Most recent point compared to limit.

Constituent: Total Dissolved Solids Analysis Run 6/21/2026 3:36 PM View: Stat analysis
Chiquita Canyon LF Client: Chiquita Canyon LF Data: Stat file inorg MP2019

Sanitas™ v.10.1.07 Software licensed to Environmental Applications, Inc. CA

Within Limit

## Prediction Limit

Intrawell Parametric

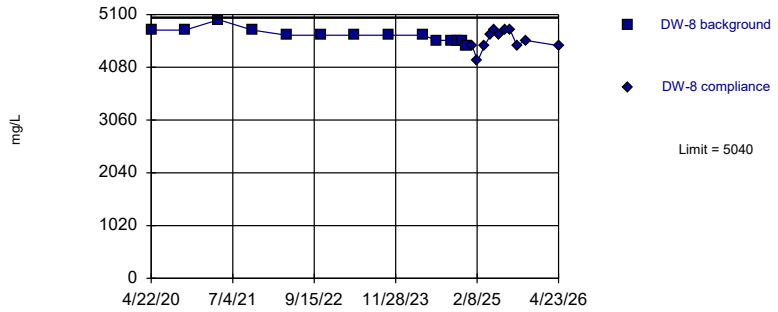


Background Data Summary: Mean=4700, Std. Dev.=124, n=14. Seasonality was not detected with 95% confidence. Normality test was disabled. Report alpha = 0.01. Most recent point compared to limit.

Constituent: Total Dissolved Solids Analysis Run 6/21/2026 3:36 PM View: Stat analysis
Chiquita Canyon LF Client: Chiquita Canyon LF Data: Stat file inorg MP2019

Sanitas™ v.10.1.07 Software licensed to Environmental Applications, Inc. CA

Within Limit

## Prediction Limit

Intrawell Parametric

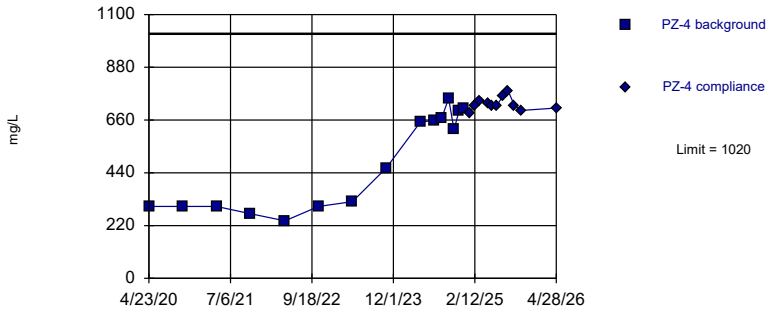


Background Data Summary: Mean=483.3, Std. Dev.=197.9, n=15. Seasonality was not detected with 95% confidence. Normality test was disabled. Report alpha = 0.01. Most recent point compared to limit.

Constituent: Total Dissolved Solids Analysis Run 6/21/2026 3:36 PM View: Stat analysis
Chiquita Canyon LF Client: Chiquita Canyon LF Data: Stat file inorg MP2019

Sanitas™ v.10.1.07 Software licensed to Environmental Applications, Inc. CA

Within Limit

## Prediction Limit

Intrawell Parametric

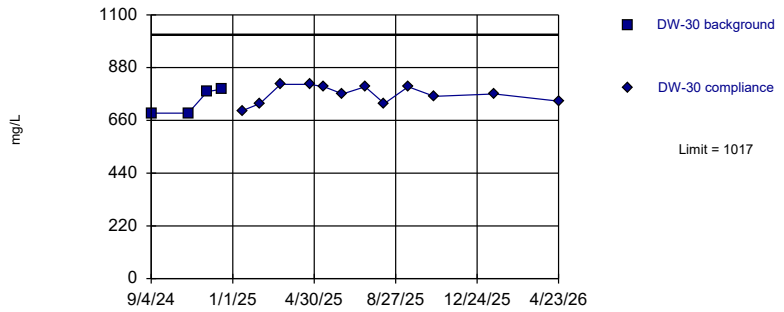


Background Data Summary: Mean=737.5, Std. Dev.=55, n=4. Seasonality was not detected with 95% confidence. Normality test was disabled. Report alpha = 0.01. Most recent point compared to limit.

Constituent: Total Dissolved Solids Analysis Run 6/21/2026 3:36 PM View: Stat analysis
Chiquita Canyon LF Client: Chiquita Canyon LF Data: Stat file inorg MP2019

Sanitas™ v.10.1.07 Software licensed to Environmental Applications, Inc. CA

Within Limit

## Prediction Limit

Intrawell Parametric

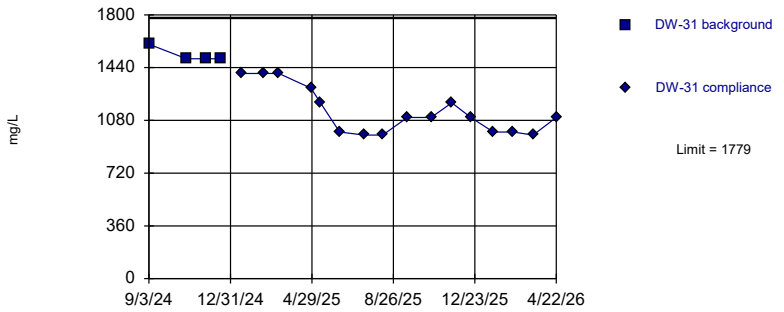


Background Data Summary: Mean=1525, Std. Dev.=50, n=4. Seasonality was not detected with 95% confidence. Normality test was disabled. Report alpha = 0.01. Most recent point compared to limit.

Constituent: Total Dissolved Solids Analysis Run 6/21/2026 3:36 PM View: Stat analysis
Chiquita Canyon LF Client: Chiquita Canyon LF Data: Stat file inorg MP2019

Sanitas™ v.10.1.07 Software licensed to Environmental Applications, Inc. CA
Hollow symbols indicate censored values.

Within Limit

## Prediction Limit

Intrawell Parametric

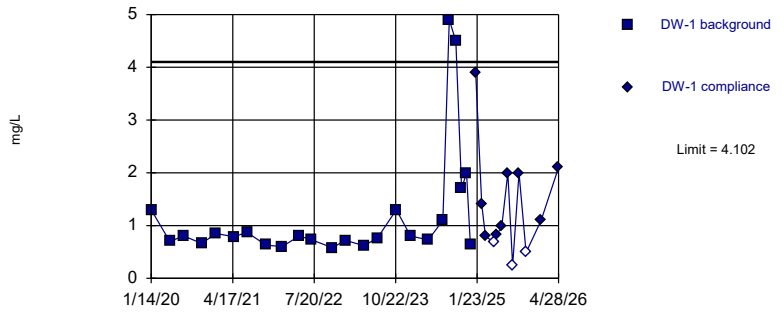


Background Data Summary: Mean=1.211, Std. Dev.=1.133, n=24. Seasonality was not detected with 95% confidence. Normality test was disabled. Report alpha = 0.01. Most recent point compared to limit.

Constituent: Total Organic Carbon Analysis Run 6/21/2026 3:36 PM View: Stat analysis
Chiquita Canyon LF Client: Chiquita Canyon LF Data: Stat file inorg MP2019

Sanitas™ v.10.1.07 Software licensed to Environmental Applications, Inc. CA
Hollow symbols indicate censored values.

Within Limit

## Prediction Limit

Intrawell Parametric

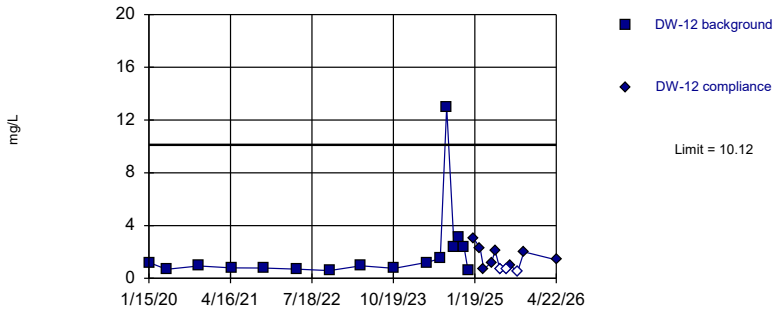


Background Data Summary: Mean=1.975, Std. Dev.=3.034, n=16. Seasonality was not detected with 95% confidence. Normality test was disabled. Report alpha = 0.01. Most recent point compared to limit.

Constituent: Total Organic Carbon Analysis Run 6/21/2026 3:36 PM View: Stat analysis
Chiquita Canyon LF Client: Chiquita Canyon LF Data: Stat file inorg MP2019

Sanitas™ v.10.1.07 Software licensed to Environmental Applications, Inc. CA
Hollow symbols indicate censored values.

Within Limit

## Prediction Limit

Intrawell Parametric

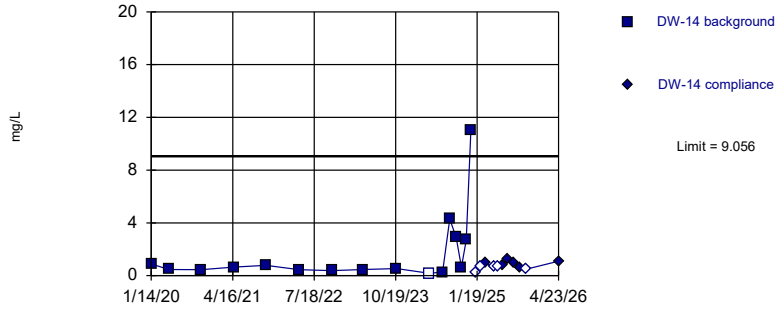


Background Data Summary: Mean=1.69, Std. Dev.=2.746, n=16, 6.25% NDs. Seasonality was not detected with 95% confidence. Normality test was disabled. Report alpha = 0.01. Most recent point compared to limit.

Constituent: Total Organic Carbon Analysis Run 6/21/2026 3:36 PM View: Stat analysis
Chiquita Canyon LF Client: Chiquita Canyon LF Data: Stat file inorg MP2019

Sanitas™ v.10.1.07 Software licensed to Environmental Applications, Inc. CA
Hollow symbols indicate censored values.

Within Limit

## Prediction Limit

Intrawell Parametric

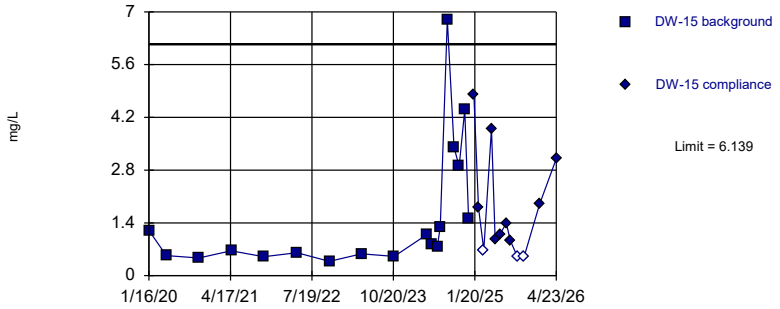


Background Data Summary: Mean=1.58, Std. Dev.=1.729, n=18. Seasonality was not detected with 95% confidence. Normality test was disabled. Report alpha = 0.01. Most recent point compared to limit.

Constituent: Total Organic Carbon Analysis Run 6/21/2026 3:36 PM View: Stat analysis
Chiquita Canyon LF Client: Chiquita Canyon LF Data: Stat file inorg MP2019

Sanitas™ v.10.1.07 Software licensed to Environmental Applications, Inc. CA
Hollow symbols indicate censored values.

Within Limit

## Prediction Limit

Intrawell Parametric

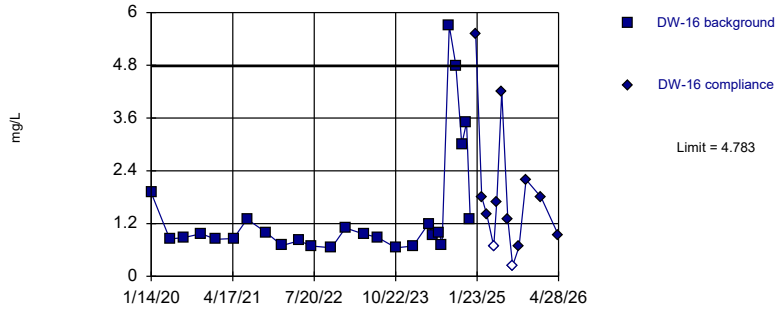


Background Data Summary: Mean=1.457, Std. Dev.=1.314, n=26. Seasonality was not detected with 95% confidence. Normality test was disabled. Report alpha = 0.01. Most recent point compared to limit.

Constituent: Total Organic Carbon Analysis Run 6/21/2026 3:36 PM View: Stat analysis
Chiquita Canyon LF Client: Chiquita Canyon LF Data: Stat file inorg MP2019

Sanitas™ v.10.1.07 Software licensed to Environmental Applications, Inc. CA
Hollow symbols indicate censored values.

Within Limit

## Prediction Limit

Intrawell Parametric

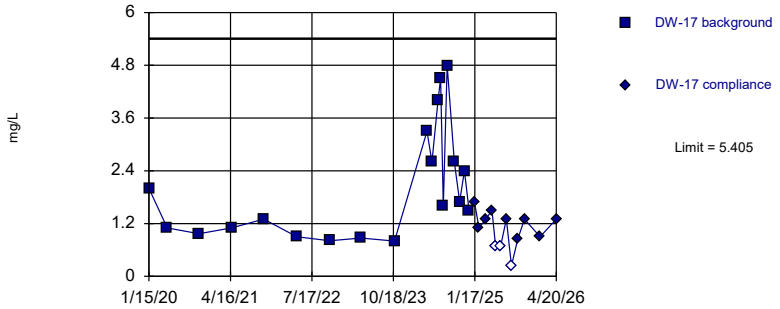


Background Data Summary: Mean=2.045, Std. Dev.=1.283, n=19. Seasonality was not detected with 95% confidence. Normality test was disabled. Report alpha = 0.01. Most recent point compared to limit.

Constituent: Total Organic Carbon Analysis Run 6/21/2026 3:36 PM View: Stat analysis
Chiquita Canyon LF Client: Chiquita Canyon LF Data: Stat file inorg MP2019

Sanitas™ v.10.1.07 Software licensed to Environmental Applications, Inc. CA

Within Limit

## Prediction Limit

Intrawell Parametric

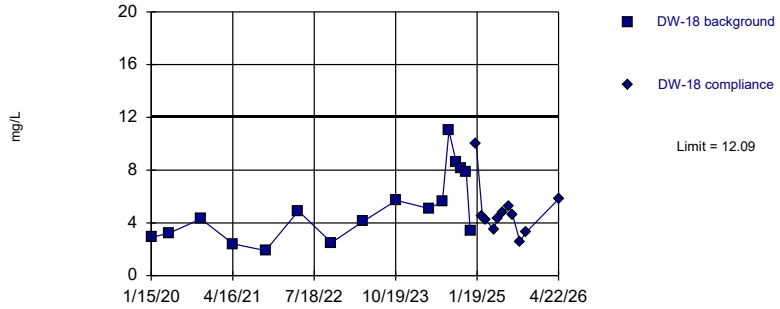


Background Data Summary: Mean=5.1, Std. Dev.=2.605, n=16. Seasonality was not detected with 95% confidence. Normality test was disabled. Report alpha = 0.01. Most recent point compared to limit.

Constituent: Total Organic Carbon Analysis Run 6/21/2026 3:36 PM View: Stat analysis
Chiquita Canyon LF Client: Chiquita Canyon LF Data: Stat file inorg MP2019

Sanitas™ v.10.1.07 Software licensed to Environmental Applications, Inc. CA
Hollow symbols indicate censored values.

Within Limit

## Prediction Limit

Intrawell Parametric

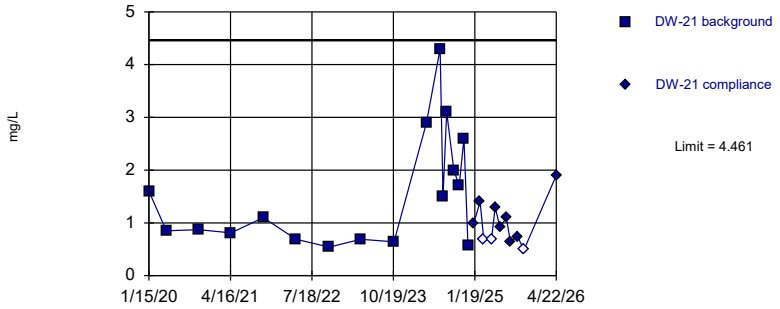


Background Data Summary: Mean=1.557, Std. Dev.=1.092, n=17. Seasonality was not detected with 95% confidence. Normality test was disabled. Report alpha = 0.01. Most recent point compared to limit.

Constituent: Total Organic Carbon Analysis Run 6/21/2026 3:36 PM View: Stat analysis
Chiquita Canyon LF Client: Chiquita Canyon LF Data: Stat file inorg MP2019

Sanitas™ v.10.1.07 Software licensed to Environmental Applications, Inc. CA
Hollow symbols indicate censored values.

Within Limit

## Prediction Limit

Intrawell Parametric

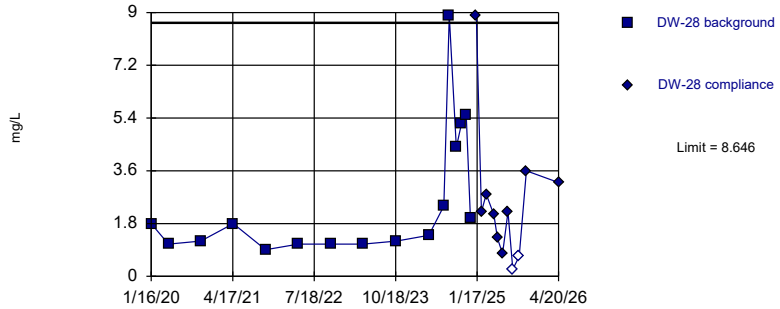


Background Data Summary: Mean=2.569, Std. Dev.=2.265, n=16. Seasonality was not detected with 95% confidence. Normality test was disabled. Report alpha = 0.01. Most recent point compared to limit.

Constituent: Total Organic Carbon Analysis Run 6/21/2026 3:36 PM View: Stat analysis
Chiquita Canyon LF Client: Chiquita Canyon LF Data: Stat file inorg MP2019

Sanitas™ v.10.1.07 Software licensed to Environmental Applications, Inc. CA

Within Limit

## Prediction Limit

Intrawell Parametric

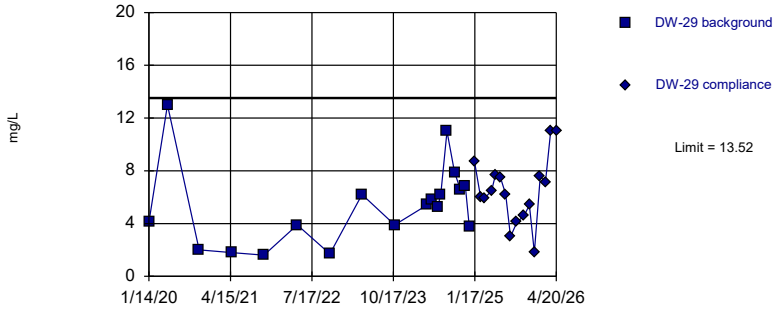


Background Data Summary: Mean=5.389, Std. Dev.=3.083, n=18. Seasonality was not detected with 95% confidence. Normality test was disabled. Report alpha = 0.01. Most recent point compared to limit.

Constituent: Total Organic Carbon Analysis Run 6/21/2026 3:36 PM View: Stat analysis
Chiquita Canyon LF Client: Chiquita Canyon LF Data: Stat file inorg MP2019

Sanitas™ v.10.1.07 Software licensed to Environmental Applications, Inc. CA
Hollow symbols indicate censored values.

Within Limit

## Prediction Limit

Intrawell Parametric

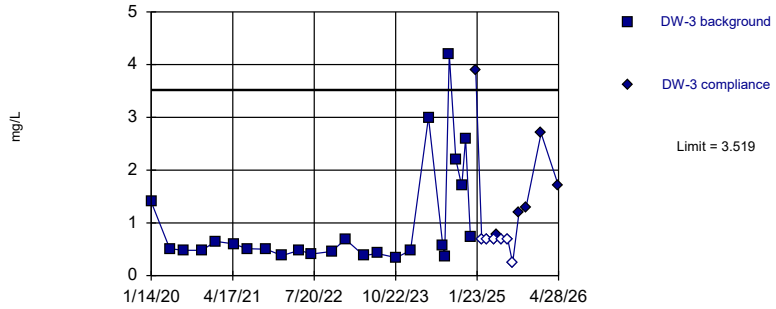


Background Data Summary: Mean=0.9808, Std. Dev.=0.9987, n=25. Seasonality was not detected with 95% confidence. Normality test was disabled. Report alpha = 0.01. Most recent point compared to limit.

Constituent: Total Organic Carbon Analysis Run 6/21/2026 3:36 PM View: Stat analysis
Chiquita Canyon LF Client: Chiquita Canyon LF Data: Stat file inorg MP2019

Sanitas™ v.10.1.07 Software licensed to Environmental Applications, Inc. CA
Hollow symbols indicate censored values.

Within Limit

## Prediction Limit

Intrawell Parametric

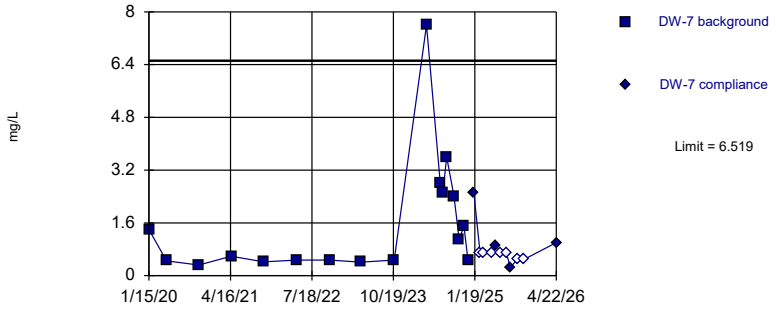


Background Data Summary: Mean=1.586, Std. Dev.=1.855, n=17. Seasonality was not detected with 95% confidence. Normality test was disabled. Report alpha = 0.01. Most recent point compared to limit.

Constituent: Total Organic Carbon Analysis Run 6/21/2026 3:36 PM View: Stat analysis
Chiquita Canyon LF Client: Chiquita Canyon LF Data: Stat file inorg MP2019

Sanitas™ v.10.1.07 Software licensed to Environmental Applications, Inc. CA
Hollow symbols indicate censored values.

Within Limit

## Prediction Limit

Intrawell Parametric

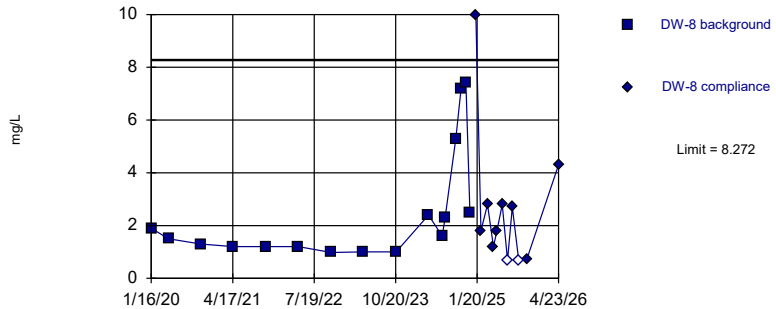


Background Data Summary: Mean=2.499, Std. Dev.=2.152, n=16. Seasonality was not detected with 95% confidence. Normality test was disabled. Report alpha = 0.01. Most recent point compared to limit.

Constituent: Total Organic Carbon Analysis Run 6/21/2026 3:36 PM View: Stat analysis
Chiquita Canyon LF Client: Chiquita Canyon LF Data: Stat file inorg MP2019

Sanitas™ v.10.1.07 Software licensed to Environmental Applications, Inc. CA
Hollow symbols indicate censored values.

Within Limit

## Prediction Limit

Intrawell Parametric

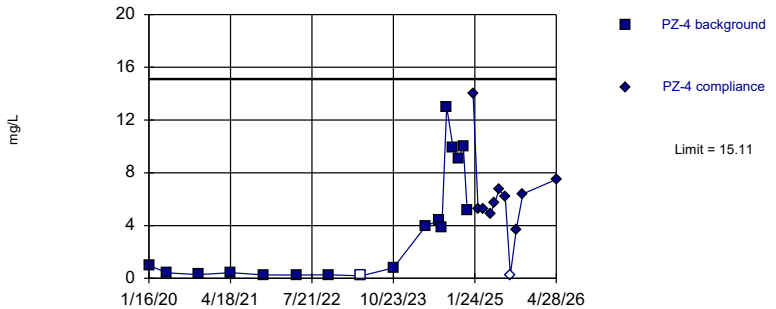


Background Data Summary: Mean=3.729, Std. Dev.=4.282, n=17, 5.882% NDs. Seasonality was not detected with 95% confidence. Normality test was disabled. Report alpha = 0.01. Most recent point compared to limit.

Constituent: Total Organic Carbon Analysis Run 6/21/2026 3:36 PM View: Stat analysis
Chiquita Canyon LF Client: Chiquita Canyon LF Data: Stat file inorg MP2019

**APPENDIX D**

# LABORATORY ANALYTICAL REPORTS

**APPENDIX D-1**

**GROUNDWATER SAMPLE**

Enthalpy Analytical
931 West Barkley Ave
Orange, CA 92868
(714) 771-6900

enthalpy.com

Lab Job Number : 550965
Report Level : II
Report Date : 01/28/2026

**Analytical Report** *prepared for:*

Steve Cassulo
Waste Connections
Chiquita Canyon Landfill
29201 Henry Mayo Drive
Castaic, CA 91384

Project: GW MONITORING - CCLF Groundwater - Quarterly MPARS

*Authorized for release by:*

David Tripp, Project Manager
657-581-4710
david.tripp@enthalpy.com

This data package has been reviewed for technical correctness and completeness. Release of this data has been authorized by the Laboratory Manager or the Manager's designee, as verified by the above signature which applies to this PDF file as well as any associated electronic data deliverable files. The results contained in this report meet all requirements of NELAP and pertain only to those samples which were submitted for analysis. This report may be reproduced only in its entirety.

CA ELAP# 1338, CA ELAP #1338-S1, NELAP# 4038, SCAQMD LAP# 18LA0518, LACSD ID# 10105, ORELAP# 4197

ENTHALPY ANALYTICAL

# Sample Summary

Steve Cassulo
Waste Connections
Chiquita Canyon Landfill
29201 Henry Mayo
Drive
Castaic, CA 91384

| | |
|---|---|
| Lab Job #: | 550965 |
| Project No: | GW MONITORING |
| Location: | CCLF Groundwater - Quarterly MPARS |
| Date Received: | 01/15/26 |

| Sample ID | Lab ID | Collected | Matrix |
|---|---|---|---|
| FP-01 | 550965-001 | 01/15/26 10:42 | Water |
| QCFB | 550965-002 | 01/15/26 10:44 | Water |
| QCTB | 550965-003 | 01/15/26 00:00 | Water |

ENTHALPY ANALYTICAL

# Case Narrative

| | |
|---|---|
| Waste Connections<br>Chiquita Canyon Landfill<br>29201 Henry Mayo Drive<br>Castaic, CA 91384<br>Steve Cassulo | Lab Job Number: 550965<br>Project No: GW MONITORING<br>Location: CCLF Groundwater - Quarterly MPARS<br>Date Received: 01/15/26 |

This data package contains sample and QC results for three water samples, requested for the above referenced project on 01/16/26. The samples were received in good condition.

**Volatile Organics by GC/MS (EPA 8260B):**

- High RPD was observed for toluene, chlorobenzene, and 1,1-dichloroethene in the MS/MSD for batch 392832; the parent sample was not a project sample, the RPD was acceptable in the BS/BSD, and these analytes were not detected at or above the RL in the associated samples.
- No other analytical problems were encountered.

**Semivolatile Organics by GC/MS SIM (EPA 8270C-SIM):**
No analytical problems were encountered.

**Total Organic Carbon by IR (SM 5310B):**
No analytical problems were encountered.

**Metals (EPA 6010B):**
No analytical problems were encountered.

**Ion Chromatography (EPA 300.0):**

- High recoveries were observed for a number of analytes in the MS/MSD for batch 392705; the parent sample was not a project sample.
- Responses exceeding the instrument's linear range were observed for chloride and sulfate in the MSs/MSDs for batch 392705; affected data was qualified with "E".
- No other analytical problems were encountered.

**Chemical Oxygen Demand by EPA 410.4 (EPA 410.4):**
No analytical problems were encountered.

**Alkalinity (SM2320B):**
No analytical problems were encountered.

**Sulfide (SM 4500-S2-D):**
No analytical problems were encountered.

**Total Dissolved Solids (TDS) (SM2540C):**
No analytical problems were encountered.

**Chemical Oxygen Demand (EPA 410.4):**
No analytical problems were encountered.

**Ammonia and TKN- Semi-Automated Method (SM 4500-NH3-G):**
No analytical problems were encountered.

**RSK-175 CO2 (RSK-175):**
McCampbell Analytical, Inc. in Pittsburg, CA performed the analysis (see sublab report section for certifications). Please see the McCampbell Analytical, Inc. case narrative.

# ENTHALPY ANALYTICAL

## Chain of Custody Record

Lab No: 550 965

Page: 1 of 1

**Turn Around Time (rush by advanced notice only)**

| Standard: | X | 5 Day: | | 3 Day: | |
|---|---|---|---|---|---|
| 2 Day: | | 1 Day: | | Custom TAT: | |


**Enthalpy Analytical**

931 W Barkely Ave, Orange, CA 92868

(714) 771-6900


**Matrix:** A = Air S = Soil/Solid W = Water DW = Drinking Wate SD = Sediment PP = Pure Product SEA = Sea Water SW = Swab T = Tissue WP = Wipe O = Other

**Preservatives:** 1 = $Na_2S_2O_3$ 2 = HCl 3 = $HNO_3$ 4 = $H_2SO_4$ 5 = NaOH 6 = Other

**Sample Receipt Temp:** 4.1 / 4.5 IR15 +0.4 (lab use only)

| CUSTOMER INFORMATION | | PROJECT INFORMATION | |
|---|---|---|---|
| Company: | Chiquita Canyon Landfill | Name: | Steve Cassulo |
| Report To: | Steve Cassulo | Number: | 661-257-3655 |
| Email: | Steven.Cassulo@wasteconnections.com | P.O. #: | |
| Address: | 29201 Henry Mayo Drive | Address: | |
| | Castaic, CA, 91384 | | |
| Phone: | 661-257-3655 | Global ID: | L10003464243 |
| Fax: | | Sampled By: | Paul Chang |

| | Sample ID | Sampling Date | Sampling Time | Matrix | Container No. / Size | Pres. | VOCs (EPA 8260B) | 1,4-Dioxane | Alkalinity, total | Bicarbonate as CaCO3 | Ammonia-N, Nitrate-N | COD, Cl, SO4, TDS, TOC | B, Ca, Fe, K, Mg, Mn, Na | Bromide, Fluoride, Sulfide | Carbon dioxide |
|---|---|---|---|---|---|---|---|---|---|---|---|---|---|---|---|
| 1 | FP-01 | 1/15/26 | 1042 | GW | 13 | var. | X | X | X | X | X | X | X | X | X |
| 2 | QCFB | 1/15/26 | 1044 | FB | 3 | ↓ | X | | | | | | | | |
| 3 | QCTB | — | — | TB | 2 | ↓ | X | | | | | | | | |
| 4 | | | | | | | | | | | | | | | |
| 5 | | | | | | | | | | | | | | | |
| 6 | | | | | | | | | | | | | | | |
| 7 | | | | | | | | | | | | | | | |
| 8 | | | | | | | | | | | | | | | |
| 9 | | | | | | | | | | | | | | | |
| 10 | | | | | | | | | | | | | | | |

**Test Instructions / Comments**

**Quarterly MPars**

**cc report to:**
**pchang@changenvironmental.com Basic EDD & GeoTracker EDF**

Login 550965

| | Signature | Print Name | Company / Title | Date / Time |
|---|---|---|---|---|
| [1] Relinquished By: | | Paul Chang | CEI | 1.15.26 1325 |
| [1] Received By: | | Jim Lin | EA.NV | 1.15.26 1325 |
| [2] Relinquished By: | | Jim Lin | EA.NV | 1.16.26 9:06 |
| [2] Received By: | | GEMA O | EANV | 1.16.26 9:00 |
| [3] Relinquished By: | | GEMA | EANV | 1.16.26 11:00 |
| [3] Received By: | | Nicole Mendoza | EA | 1-16-26 11:00 |

# SAMPLE RECEIPT CHECKLIST

**Section 1: General Info**

Date Received: 1.15.26 WO# 550965 Client: Chiquita Cyn

**Section 2: Shipping / Custody** **Are custody seals present?** ☐ Yes ☒ No

Custody seals intact on arrival? ☒ N/A ☐ Yes ☐ No ☐ On cooler / box ☐ On samples

Shipping Info: Walk in or Pickup

**Section 3a: Condition / Packaging** ☐ **Outside 0.0 - 6.0°C (0.0 - 10.0°C for microbiology) (PM notified)**

Date Opened 1.15.26 By (initials) JWL Type of ice used : ☒ Wet ☐ Blue/Gel ☐ None

☐ Samples received on ice directly from the field; cooling process had begun. (if checked, skip temperatures)

☐ Sample matrix doesn't require cooling (e.g. air, bulk PCB). (if checked, skip temperatures)

If no cooler: Observed/Adjusted Temp (°C): ____ / ____ Thermometer/IR Gun: IR03 CF: -0.7C

Cooler Temp (°C) #1: 7.7 / 7.0 #2: ____ / ____ #3: ____ / ____ #4: ____ / ____ #5: ____ / ____ #6: ____ / ____

**Section 3b: Microbiology Samples** ☒ **No microbiology samples submitted (skip 3b)**

☐ Within temp range 0.0 - 10.0°C or received on ice directly from field.

☐ Adequate headspace for microbiology analysis.

**Section 3c: Air Samples** ☒ **No air samples submitted (skip 3c)**

☐ 1.4L Canisters ☐ 6L Canisters ☐ Tedlar Bags ☐ MCE Cassettes ☐ Sorbent Tubes ☐ Other ____

| **Section 4: Containers / Labels / Samples** | YES | NO | N/A |
|---|---|---|---|
| 1) Were custody papers present, filled properly, and legible? | X | | |
| 2) Is the sampler's name present on the CoC? | X | | |
| 3) Were containers received in good condition (unbroken / unopened / uncompromised)? | X | | |
| 4) Were the samples bagged? (required for microbiology samples; recommended for soil samples) | ✓ | | |
| 5) Were all of, and only, the correct samples received? | X | | |
| 6) Are sample labels present, legible, and in agreement with the CoC? | X | | |
| 7) Does the container count match the CoC? | X | | |
| 8) Was sufficient sample volume / mass received for the analyses requested? | ✓ | | |
| 9) Were samples received in proper containers for the analyses requested? | X | | |
| 10) Were samples received with > 1/2 holding time remaining? | X | | |
| 11) Are samples properly preserved as indicated by CoC / labels? | X | | |
| 12) Unpreserved VOAs received - If necessary, was the hold time changed in LIMS? | ✓ | | |
| 13) Are VOA vials free from headspace/bubbles > 6mm? | ✓ | | |

**Section 5: Explanations / Comments** ☐ **PM notified**

**Date Logged** 1.15.26 **By (print)** JWL **(sign)** [signature]

**Date Labeled** 1.15.26 **By (print)** JWL **(sign)** [signature]

# SAMPLE RECEIPT CHECKLIST

**Section 1: General Info**

Date Received: 1/16/26 WO# 550965 Client: WASTECONNECTIONS

**Section 2: Shipping / Custody** **Are custody seals present?** ☐ Yes ☒ No

Custody seals intact on arrival? ■ N/A ☐ Yes ☐ No ☐ On cooler / box ☐ On samples

■ Courier ☐ Walk-In ☐ Field Sampling ☐ Shipping Info: _____

**Section 3a: Condition / Packaging** ☐ **Outside 0.0 - 6.0°C (0.0 - 10.0°C for microbiology) (PM notified)**

Date Opened 1/16/26 By (initials) GXO Type of ice used: ■ Wet ☐ Blue/Gel ☐ None

☐ Samples received on ice directly from the field; cooling process had begun. (if checked, skip temperatures)

☐ Sample matrix doesn't require cooling (e.g. air, bulk PCB). (if checked, skip temperatures)

If no cooler: Observed/Adjusted Temp (°C): _____ / _____ Thermometer/IR Gun: IR15 CF: +0.4

Cooler Temp (°C) #1: 4.1 / 4.5 #2: ____/____ #3: ____/____ #4: ____/____ #5: ____/____ #6: ____/____

**Section 3b: Microbiology Samples** ■ **No microbiology samples submitted (skip 3b)**

☐ Within temp range 0.0 - 10.0°C or received on ice directly from field.

☐ Adequate headspace for microbiology analysis.

**Section 3c: Air Samples** ■ **No air samples submitted (skip 3c)**

☐ 1.4L Canisters ☐ 6L Canisters ☐ Tedlar Bags ☐ MCE Cassettes ☐ Sorbent Tubes ☐ Other _____

| Section 4: Containers / Labels / Samples | YES | NO | N/A |
|---|---|---|---|
| 1) Were custody papers present, filled properly, and legible? | X | | |
| 2) Is the sampler's name present on the CoC? | X | | |
| 3) Were containers received in good condition (unbroken / unopened / uncompromised)? | X | | |
| 4) Were the samples bagged? (required for microbiology samples; recommended for soil samples) | | | X |
| 5) Were all of, and only, the correct samples received? | X | | |
| 6) Are sample labels present, legible, and in agreement with the CoC? | X | | |
| 7) Does the container count match the CoC? | X | | |
| 8) Was sufficient sample volume / mass received for the analyses requested? | X | | |
| 9) Were samples received in proper containers for the analyses requested? | X | | |
| 10) Were samples received with > 1/2 holding time remaining? | | X | |
| 11) Are samples properly preserved as indicated by CoC / labels? | X | | |
| 12) Unpreserved VOAs received - If necessary, was the hold time changed in LIMS? | X | | |
| 13) Are VOA vials free from headspace/bubbles > 6mm? | X | | |

**Section 5: Explanations / Comments**

(If no comments are made, then no discrepancies noted.)

4.10: Nitrate received with 1/2 holding time remaining

☐ **No additional discrepancies**

**Date Logged** 1/15/26 **By (print)** JWL **(sign)** NA

**Date Labeled** 1/15/26 **By (print)** JWL **(sign)** NA

ENTHALPY ANALYTICAL

# Analysis Results for 550965

Steve Cassulo
Waste Connections
Chiquita Canyon Landfill
29201 Henry Mayo Drive
Castaic, CA 91384

Lab Job #: 550965
Project No: GW MONITORING
Location: CCLF Groundwater - Quarterly MPARS
Date Received: 01/15/26

**Sample ID: FP-01** **Lab ID: 550965-001** **Collected: 01/15/26 10:42**
**Matrix: Water**

| 550965-001 Analyte | Result | Qual | Units | RL | MDL | DF | Batch | Prepared | Analyzed | Chemist |
|---|---|---|---|---|---|---|---|---|---|---|
| Method: EPA 300.0<br>Prep Method: METHOD | | | | | | | | | | |
| Fluoride | **0.35** | | mg/L | 0.20 | 0.073 | 1 | 392705 | 01/16/26 08:40 | 01/16/26 13:09 | BPH |
| Chloride | **100** | | mg/L | 1.0 | 0.27 | 1 | 392705 | 01/16/26 08:40 | 01/16/26 13:09 | BPH |
| Bromide | **0.48** | | mg/L | 0.30 | 0.060 | 1 | 392705 | 01/16/26 08:40 | 01/16/26 13:09 | BPH |
| Nitrogen, Nitrate | **0.07** | J | mg/L | 0.10 | 0.05 | 1 | 392705 | 01/16/26 08:40 | 01/16/26 13:09 | BPH |
| Sulfate | **370** | | mg/L | 10 | 1.8 | 10 | 392705 | 01/16/26 08:40 | 01/16/26 13:27 | BPH |
| Method: EPA 350.1<br>Prep Method: METHOD | | | | | | | | | | |
| Ammonia-N | ND | | mg/L | 0.10 | 0.068 | 1 | 393008 | 01/20/26 | 01/20/26 | JAK |
| Method: EPA 410.4<br>Prep Method: EPA 410.4 | | | | | | | | | | |
| Chemical Oxygen Demand | **23** | | mg/L | 4.0 | 2.0 | 1 | 393241 | 01/22/26 | 01/22/26 | ARM |
| Method: EPA 6010B<br>Prep Method: EPA 3015A | | | | | | | | | | |
| Boron | **0.47** | | mg/L | 0.050 | 0.018 | 1 | 392811 | 01/17/26 | 01/17/26 | KAM |
| Calcium | **150** | | mg/L | 1.0 | 0.46 | 1 | 392811 | 01/17/26 | 01/17/26 | KAM |
| Iron | ND | | mg/L | 0.10 | 0.055 | 1 | 392811 | 01/17/26 | 01/17/26 | KAM |
| Magnesium | **31** | | mg/L | 0.10 | 0.051 | 1 | 392811 | 01/17/26 | 01/17/26 | KAM |
| Manganese | **0.18** | | mg/L | 0.010 | 0.0029 | 1 | 392811 | 01/17/26 | 01/17/26 | KAM |
| Potassium | **1.7** | | mg/L | 0.50 | 0.50 | 1 | 392811 | 01/17/26 | 01/17/26 | KAM |
| Sodium | **130** | | mg/L | 0.60 | 0.38 | 1 | 392811 | 01/17/26 | 01/17/26 | KAM |
| Method: EPA 8260B<br>Prep Method: EPA 5030B | | | | | | | | | | |
| Freon 12 | ND | | ug/L | 1.0 | 0.1 | 1 | 392832 | 01/17/26 | 01/17/26 | EJB |
| Chloromethane | ND | | ug/L | 1.0 | 0.2 | 1 | 392832 | 01/17/26 | 01/17/26 | EJB |
| Vinyl Chloride | ND | | ug/L | 0.5 | 0.1 | 1 | 392832 | 01/17/26 | 01/17/26 | EJB |
| 1,1-Dichloroethene | ND | | ug/L | 0.5 | 0.08 | 1 | 392832 | 01/17/26 | 01/17/26 | EJB |
| Methylene Chloride | ND | | ug/L | 10 | 0.2 | 1 | 392832 | 01/17/26 | 01/17/26 | EJB |
| 1,1-Dichloroethane | ND | | ug/L | 0.5 | 0.1 | 1 | 392832 | 01/17/26 | 01/17/26 | EJB |
| cis-1,2-Dichloroethene | ND | | ug/L | 0.5 | 0.09 | 1 | 392832 | 01/17/26 | 01/17/26 | EJB |
| 1,2-Dichloroethane | ND | | ug/L | 0.5 | 0.1 | 1 | 392832 | 01/17/26 | 01/17/26 | EJB |
| Benzene | ND | | ug/L | 0.5 | 0.1 | 1 | 392832 | 01/17/26 | 01/17/26 | EJB |
| Trichloroethene | ND | | ug/L | 0.5 | 0.1 | 1 | 392832 | 01/17/26 | 01/17/26 | EJB |
| Tetrachloroethene | ND | | ug/L | 0.5 | 0.1 | 1 | 392832 | 01/17/26 | 01/17/26 | EJB |
| 1,4-Dichlorobenzene | ND | | ug/L | 0.5 | 0.2 | 1 | 392832 | 01/17/26 | 01/17/26 | EJB |
| **Surrogates** | | | | **Limits** | | | | | | |
| Dibromofluoromethane | 105% | | %REC | 70-130 | | 1 | 392832 | 01/17/26 | 01/17/26 | EJB |
| 1,2-Dichloroethane-d4 | 117% | | %REC | 70-130 | | 1 | 392832 | 01/17/26 | 01/17/26 | EJB |
| Toluene-d8 | 93% | | %REC | 70-130 | | 1 | 392832 | 01/17/26 | 01/17/26 | EJB |
| Bromofluorobenzene | 98% | | %REC | 70-130 | | 1 | 392832 | 01/17/26 | 01/17/26 | EJB |



Results for any subcontracted analyses are not included in this section.

ENTHALPY ANALYTICAL

# Analysis Results for 550965

| 550965-001 Analyte | Result | Qual | Units | RL | MDL | DF | Batch | Prepared | Analyzed | Chemist |
|---|---|---|---|---|---|---|---|---|---|---|
| Method: EPA 8270C-SIM<br>Prep Method: EPA 3535 | | | | | | | | | | |
| 1,4-Dioxane | **4.7** | | ug/L | 1.0 | 0.84 | 1 | 392920 | 01/19/26 | 01/21/26 | MSS |
| **Surrogates** | | | | **Limits** | | | | | | |
| 1,4-Dioxane-d8 (SUR) | 103% | | %REC | 80-120 | | 1 | 392920 | 01/19/26 | 01/21/26 | MSS |
| Method: SM 4500-S2-D<br>Prep Method: METHOD | | | | | | | | | | |
| Sulfide | ND | | mg/L | 0.10 | | 1 | 392790 | 01/16/26 | 01/16/26 | TXC |
| Method: SM 5310B<br>Prep Method: SM 5310B | | | | | | | | | | |
| Total Organic Carbon | **10** | | mg/L | 1.0 | 0.49 | 1 | 392850 | 01/18/26 | 01/18/26 | BDR |
| Method: SM2320B<br>Prep Method: METHOD | | | | | | | | | | |
| Alkalinity, Bicarbonate, as CaCO3 | **390** | | mg/L | 5.0 | | 2.5 | 393004 | 01/20/26 | 01/20/26 | ARM |
| Alkalinity, Total as CaCO3 | **390** | | mg/L | 5.0 | | 2.5 | 393004 | 01/20/26 | 01/20/26 | ARM |
| Method: SM2540C<br>Prep Method: METHOD | | | | | | | | | | |
| Total Dissolved Solids | **1,100** | | mg/L | 20 | | 2 | 392935 | 01/19/26 | 01/20/26 | RDL |

**Sample ID: QCFB** **Lab ID: 550965-002** **Collected: 01/15/26 10:44**
**Matrix: Water**

| 550965-002 Analyte | Result | Qual | Units | RL | MDL | DF | Batch | Prepared | Analyzed | Chemist |
|---|---|---|---|---|---|---|---|---|---|---|
| Method: EPA 8260B<br>Prep Method: EPA 5030B | | | | | | | | | | |
| Freon 12 | ND | | ug/L | 1.0 | 0.1 | 1 | 392832 | 01/17/26 | 01/17/26 | EJB |
| Chloromethane | ND | | ug/L | 1.0 | 0.2 | 1 | 392832 | 01/17/26 | 01/17/26 | EJB |
| Vinyl Chloride | ND | | ug/L | 0.5 | 0.1 | 1 | 392832 | 01/17/26 | 01/17/26 | EJB |
| 1,1-Dichloroethene | ND | | ug/L | 0.5 | 0.08 | 1 | 392832 | 01/17/26 | 01/17/26 | EJB |
| Methylene Chloride | **0.4** | J | ug/L | 10 | 0.2 | 1 | 392832 | 01/17/26 | 01/17/26 | EJB |
| 1,1-Dichloroethane | ND | | ug/L | 0.5 | 0.1 | 1 | 392832 | 01/17/26 | 01/17/26 | EJB |
| cis-1,2-Dichloroethene | ND | | ug/L | 0.5 | 0.09 | 1 | 392832 | 01/17/26 | 01/17/26 | EJB |
| 1,2-Dichloroethane | ND | | ug/L | 0.5 | 0.1 | 1 | 392832 | 01/17/26 | 01/17/26 | EJB |
| Benzene | ND | | ug/L | 0.5 | 0.1 | 1 | 392832 | 01/17/26 | 01/17/26 | EJB |
| Trichloroethene | ND | | ug/L | 0.5 | 0.1 | 1 | 392832 | 01/17/26 | 01/17/26 | EJB |
| Tetrachloroethene | ND | | ug/L | 0.5 | 0.1 | 1 | 392832 | 01/17/26 | 01/17/26 | EJB |
| 1,4-Dichlorobenzene | ND | | ug/L | 0.5 | 0.2 | 1 | 392832 | 01/17/26 | 01/17/26 | EJB |
| **Surrogates** | | | | **Limits** | | | | | | |
| Dibromofluoromethane | 104% | | %REC | 70-130 | | 1 | 392832 | 01/17/26 | 01/17/26 | EJB |
| 1,2-Dichloroethane-d4 | 116% | | %REC | 70-130 | | 1 | 392832 | 01/17/26 | 01/17/26 | EJB |
| Toluene-d8 | 93% | | %REC | 70-130 | | 1 | 392832 | 01/17/26 | 01/17/26 | EJB |
| Bromofluorobenzene | 94% | | %REC | 70-130 | | 1 | 392832 | 01/17/26 | 01/17/26 | EJB |



Results for any subcontracted analyses are not included in this section.

ENTHALPY ANALYTICAL

# Analysis Results for 550965

| Sample ID: QCTB | Lab ID: 550965-003 | Collected: 01/15/26 |
|---|---|---|
| | Matrix: Water | |

| 550965-003 Analyte | Result | Qual | Units | RL | MDL | DF | Batch | Prepared | Analyzed | Chemist |
|---|---|---|---|---|---|---|---|---|---|---|
| Method: EPA 8260B<br>Prep Method: EPA 5030B | | | | | | | | | | |
| Freon 12 | ND | | ug/L | 1.0 | 0.1 | 1 | 392832 | 01/17/26 | 01/17/26 | EJB |
| Chloromethane | ND | | ug/L | 1.0 | 0.2 | 1 | 392832 | 01/17/26 | 01/17/26 | EJB |
| Vinyl Chloride | ND | | ug/L | 0.5 | 0.1 | 1 | 392832 | 01/17/26 | 01/17/26 | EJB |
| 1,1-Dichloroethene | ND | | ug/L | 0.5 | 0.08 | 1 | 392832 | 01/17/26 | 01/17/26 | EJB |
| Methylene Chloride | **0.4** | J | ug/L | 10 | 0.2 | 1 | 392832 | 01/17/26 | 01/17/26 | EJB |
| 1,1-Dichloroethane | ND | | ug/L | 0.5 | 0.1 | 1 | 392832 | 01/17/26 | 01/17/26 | EJB |
| cis-1,2-Dichloroethene | ND | | ug/L | 0.5 | 0.09 | 1 | 392832 | 01/17/26 | 01/17/26 | EJB |
| 1,2-Dichloroethane | ND | | ug/L | 0.5 | 0.1 | 1 | 392832 | 01/17/26 | 01/17/26 | EJB |
| Benzene | ND | | ug/L | 0.5 | 0.1 | 1 | 392832 | 01/17/26 | 01/17/26 | EJB |
| Trichloroethene | ND | | ug/L | 0.5 | 0.1 | 1 | 392832 | 01/17/26 | 01/17/26 | EJB |
| Tetrachloroethene | **0.2** | J | ug/L | 0.5 | 0.1 | 1 | 392832 | 01/17/26 | 01/17/26 | EJB |
| 1,4-Dichlorobenzene | ND | | ug/L | 0.5 | 0.2 | 1 | 392832 | 01/17/26 | 01/17/26 | EJB |
| **Surrogates** | | | | **Limits** | | | | | | |
| Dibromofluoromethane | 102% | | %REC | 70-130 | | 1 | 392832 | 01/17/26 | 01/17/26 | EJB |
| 1,2-Dichloroethane-d4 | 115% | | %REC | 70-130 | | 1 | 392832 | 01/17/26 | 01/17/26 | EJB |
| Toluene-d8 | 92% | | %REC | 70-130 | | 1 | 392832 | 01/17/26 | 01/17/26 | EJB |
| Bromofluorobenzene | 99% | | %REC | 70-130 | | 1 | 392832 | 01/17/26 | 01/17/26 | EJB |

J Estimated value
ND Not Detected



Results for any subcontracted analyses are not included in this section.

ENTHALPY ANALYTICAL

# Batch QC

| | | |
|---|---|---|
| **Type:** Blank | **Lab ID:** QC1331347 | **Batch:** 392705 |
| **Matrix:** Water | **Method:** EPA 300.0 | **Prep Method:** METHOD |

| QC1331347 Analyte | Result | Qual | Units | RL | MDL | Prepared | Analyzed |
|---|---|---|---|---|---|---|---|
| Fluoride | ND | | mg/L | 0.20 | 0.073 | 01/16/26 08:40 | 01/16/26 09:14 |
| Chloride | ND | | mg/L | 1.0 | 0.27 | 01/16/26 08:40 | 01/16/26 09:14 |
| Bromide | ND | | mg/L | 0.30 | 0.060 | 01/16/26 08:40 | 01/16/26 09:14 |
| Nitrogen, Nitrate | ND | | mg/L | 0.10 | 0.05 | 01/16/26 08:40 | 01/16/26 09:14 |
| Sulfate | ND | | mg/L | 1.0 | 0.18 | 01/16/26 08:40 | 01/16/26 09:14 |

| | | |
|---|---|---|
| **Type:** Lab Control Sample | **Lab ID:** QC1331348 | **Batch:** 392705 |
| **Matrix:** Water | **Method:** EPA 300.0 | **Prep Method:** METHOD |

| QC1331348 Analyte | Result | Spiked | Units | Recovery | Qual | Limits |
|---|---|---|---|---|---|---|
| Fluoride | 11.05 | 10.00 | mg/L | 110% | | 90-110 |
| Chloride | 51.00 | 50.00 | mg/L | 102% | | 90-110 |
| Bromide | 15.50 | 15.00 | mg/L | 103% | | 90-110 |
| Nitrogen, Nitrate | 4.684 | 4.518 | mg/L | 104% | | 90-110 |
| Sulfate | 27.35 | 25.00 | mg/L | 109% | | 90-110 |

| | | |
|---|---|---|
| **Type:** Matrix Spike | **Lab ID:** QC1331377 | **Batch:** 392705 |
| **Matrix (Source ID):** Water (550961-001) | **Method:** EPA 300.0 | **Prep Method:** METHOD |

| QC1331377 Analyte | Result | Source Sample Result | Spiked | Units | Recovery | Qual | Limits | DF |
|---|---|---|---|---|---|---|---|---|
| Fluoride | 25.54 | 0.3931 | 20.00 | mg/L | 126% | | 80-129 | 1 |
| Chloride | 186.5 | 66.34 | 100.0 | mg/L | 120% | | 80-123 | 1 |
| Bromide | 18.49 | 0.5019 | 15.00 | mg/L | 120% | | 80-121 | 1 |
| Nitrogen, Nitrate | 17.40 | 7.523 | 9.036 | mg/L | 109% | | 80-123 | 1 |
| Sulfate | 159.8 | 105.0 | 50.00 | mg/L | 110% | E | 79-124 | 1 |

| | | |
|---|---|---|
| **Type:** Matrix Spike Duplicate | **Lab ID:** QC1331378 | **Batch:** 392705 |
| **Matrix (Source ID):** Water (550961-001) | **Method:** EPA 300.0 | **Prep Method:** METHOD |

| QC1331378 Analyte | Result | Source Sample Result | Spiked | Units | Recovery | Qual | Limits | RPD | RPD Lim | DF |
|---|---|---|---|---|---|---|---|---|---|---|
| Fluoride | 21.98 | 0.3931 | 20.00 | mg/L | 108% | | 80-129 | 15 | 21 | 1 |
| Chloride | 171.2 | 66.34 | 100.0 | mg/L | 105% | | 80-123 | 9 | 20 | 1 |
| Bromide | 16.11 | 0.5019 | 15.00 | mg/L | 104% | | 80-121 | 14 | 20 | 1 |
| Nitrogen, Nitrate | 16.16 | 7.523 | 9.036 | mg/L | 96% | | 80-123 | 7 | 20 | 1 |
| Sulfate | 152.4 | 105.0 | 50.00 | mg/L | 95% | E | 79-124 | | 20 | 1 |

ENTHALPY ANALYTICAL

# Batch QC

| Type: | Matrix Spike | Lab ID: | QC1331521 | Batch: | 392705 |
|---|---|---|---|---|---|
| Matrix (Source ID): | Water (551035-002) | Method: | EPA 300.0 | Prep Method: | METHOD |

| QC1331521 Analyte | Result | Source Sample Result | Spiked | Units | Recovery | Qual | Limits | DF |
|---|---|---|---|---|---|---|---|---|
| Fluoride | 28.20 | 0.5668 | 20.00 | mg/L | 138% | * | 80-129 | 1 |
| Chloride | 222.2 | 96.22 | 100.0 | mg/L | 126% | E,* | 80-123 | 1 |
| Bromide | 20.16 | 0.4660 | 15.00 | mg/L | 131% | * | 80-121 | 1 |
| Nitrogen, Nitrate | 12.27 | 0.4513 | 9.036 | mg/L | 131% | * | 80-123 | 1 |
| Sulfate | 89.35 | 21.53 | 50.00 | mg/L | 136% | * | 79-124 | 1 |

| Type: | Matrix Spike Duplicate | Lab ID: | QC1331522 | Batch: | 392705 |
|---|---|---|---|---|---|
| Matrix (Source ID): | Water (551035-002) | Method: | EPA 300.0 | Prep Method: | METHOD |

| QC1331522 Analyte | Result | Source Sample Result | Spiked | Units | Recovery | Qual | Limits | RPD | RPD Lim | DF |
|---|---|---|---|---|---|---|---|---|---|---|
| Fluoride | 30.41 | 0.5668 | 20.00 | mg/L | 149% | * | 80-129 | 8 | 21 | 1 |
| Chloride | 231.7 | 96.22 | 100.0 | mg/L | 135% | E,* | 80-123 | | 20 | 1 |
| Bromide | 21.80 | 0.4660 | 15.00 | mg/L | 142% | * | 80-121 | 8 | 20 | 1 |
| Nitrogen, Nitrate | 13.22 | 0.4513 | 9.036 | mg/L | 141% | * | 80-123 | 7 | 20 | 1 |
| Sulfate | 94.83 | 21.53 | 50.00 | mg/L | 147% | * | 79-124 | 6 | 20 | 1 |

| Type: | Blank | Lab ID: | QC1332427 | Batch: | 393008 |
|---|---|---|---|---|---|
| Matrix: | Water | Method: | EPA 350.1 | Prep Method: | METHOD |

| QC1332427 Analyte | Result | Qual | Units | RL | MDL | Prepared | Analyzed |
|---|---|---|---|---|---|---|---|
| Ammonia-N | ND | | mg/L | 0.10 | 0.068 | 01/20/26 | 01/20/26 |

| Type: | Lab Control Sample | Lab ID: | QC1332428 | Batch: | 393008 |
|---|---|---|---|---|---|
| Matrix: | Water | Method: | EPA 350.1 | Prep Method: | METHOD |

| QC1332428 Analyte | Result | Spiked | Units | Recovery | Qual | Limits |
|---|---|---|---|---|---|---|
| Ammonia-N | 0.9111 | 1.000 | mg/L | 91% | | 90-110 |

| Type: | Matrix Spike | Lab ID: | QC1332429 | Batch: | 393008 |
|---|---|---|---|---|---|
| Matrix (Source ID): | Water (551059-001) | Method: | EPA 350.1 | Prep Method: | METHOD |

| QC1332429 Analyte | Result | Source Sample Result | Spiked | Units | Recovery | Qual | Limits | DF |
|---|---|---|---|---|---|---|---|---|
| Ammonia-N | 1.184 | 0.1974 | 1.000 | mg/L | 99% | | 90-110 | 1 |

ENTHALPY ANALYTICAL

# Batch QC

| | | | | | |
|---|---|---|---|---|---|
| **Type:** | **Matrix Spike Duplicate** | **Lab ID:** | **QC1332430** | **Batch:** | **393008** |
| **Matrix (Source ID):** | **Water (551059-001)** | **Method:** | **EPA 350.1** | **Prep Method:** | **METHOD** |

| QC1332430 Analyte | Result | Source Sample Result | Spiked | Units | Recovery | Qual | Limits | RPD | RPD Lim | DF |
|---|---|---|---|---|---|---|---|---|---|---|
| Ammonia-N | 1.159 | 0.1974 | 1.000 | mg/L | 96% | | 90-110 | 2 | 20 | 1 |

| | | | | | |
|---|---|---|---|---|---|
| **Type:** | **Blank** | **Lab ID:** | **QC1333241** | **Batch:** | **393241** |
| **Matrix:** | **Water** | **Method:** | **EPA 410.4** | **Prep Method:** | **EPA 410.4** |

| QC1333241 Analyte | Result | Qual | Units | RL | MDL | Prepared | Analyzed |
|---|---|---|---|---|---|---|---|
| Chemical Oxygen Demand | ND | | mg/L | 4.0 | 2.0 | 01/22/26 | 01/22/26 |

| | | | | | |
|---|---|---|---|---|---|
| **Type:** | **Lab Control Sample** | **Lab ID:** | **QC1333242** | **Batch:** | **393241** |
| **Matrix:** | **Water** | **Method:** | **EPA 410.4** | **Prep Method:** | **EPA 410.4** |

| QC1333242 Analyte | Result | Spiked | Units | Recovery | Qual | Limits |
|---|---|---|---|---|---|---|
| Chemical Oxygen Demand | 97.00 | 100.0 | mg/L | 97% | | 90-110 |

| | | | | | |
|---|---|---|---|---|---|
| **Type:** | **Matrix Spike** | **Lab ID:** | **QC1333243** | **Batch:** | **393241** |
| **Matrix (Source ID):** | **Water (550965-001)** | **Method:** | **EPA 410.4** | **Prep Method:** | **EPA 410.4** |

| QC1333243 Analyte | Result | Source Sample Result | Spiked | Units | Recovery | Qual | Limits | DF |
|---|---|---|---|---|---|---|---|---|
| Chemical Oxygen Demand | 110.0 | 23.00 | 100.0 | mg/L | 87% | | 75-125 | 2 |

| | | | | | |
|---|---|---|---|---|---|
| **Type:** | **Matrix Spike Duplicate** | **Lab ID:** | **QC1333244** | **Batch:** | **393241** |
| **Matrix (Source ID):** | **Water (550965-001)** | **Method:** | **EPA 410.4** | **Prep Method:** | **EPA 410.4** |

| QC1333244 Analyte | Result | Source Sample Result | Spiked | Units | Recovery | Qual | Limits | RPD | RPD Lim | DF |
|---|---|---|---|---|---|---|---|---|---|---|
| Chemical Oxygen Demand | 108.0 | 23.00 | 100.0 | mg/L | 85% | | 75-125 | 2 | 20 | 2 |

| | | | | | |
|---|---|---|---|---|---|
| **Type:** | **Matrix Spike** | **Lab ID:** | **QC1333245** | **Batch:** | **393241** |
| **Matrix (Source ID):** | **Water (551124-001)** | **Method:** | **EPA 410.4** | **Prep Method:** | **EPA 410.4** |

| QC1333245 Analyte | Result | Source Sample Result | Spiked | Units | Recovery | Qual | Limits | DF |
|---|---|---|---|---|---|---|---|---|
| Chemical Oxygen Demand | 92.00 | ND | 100.0 | mg/L | 92% | | 75-125 | 2 |

ENTHALPY ANALYTICAL

# Batch QC

| Type: | Matrix Spike Duplicate | Lab ID: | QC1333246 | Batch: | 393241 |
|---|---|---|---|---|---|
| Matrix (Source ID): | Water (551124-001) | Method: | EPA 410.4 | Prep Method: | EPA 410.4 |

| QC1333246 Analyte | Result | Source Sample Result | Spiked | Units | Recovery | Qual | Limits | RPD | RPD Lim | DF |
|---|---|---|---|---|---|---|---|---|---|---|
| Chemical Oxygen Demand | 90.00 | ND | 100.0 | mg/L | 90% | | 75-125 | 2 | 20 | 2 |

| Type: | Blank | Lab ID: | QC1331740 | Batch: | 392811 |
|---|---|---|---|---|---|
| Matrix: | Water | Method: | EPA 6010B | Prep Method: | EPA 3015A |

| QC1331740 Analyte | Result | Qual | Units | RL | MDL | Prepared | Analyzed |
|---|---|---|---|---|---|---|---|
| Boron | ND | | mg/L | 0.050 | 0.018 | 01/17/26 | 01/17/26 |
| Calcium | ND | | mg/L | 0.46 | 0.46 | 01/17/26 | 01/17/26 |
| Iron | ND | | mg/L | 0.055 | 0.055 | 01/17/26 | 01/17/26 |
| Magnesium | ND | | mg/L | 0.10 | 0.051 | 01/17/26 | 01/17/26 |
| Manganese | ND | | mg/L | 0.010 | 0.0029 | 01/17/26 | 01/17/26 |
| Potassium | ND | | mg/L | 0.50 | 0.50 | 01/17/26 | 01/17/26 |
| Sodium | ND | | mg/L | 0.50 | 0.38 | 01/17/26 | 01/17/26 |

| Type: | Lab Control Sample | Lab ID: | QC1331741 | Batch: | 392811 |
|---|---|---|---|---|---|
| Matrix: | Water | Method: | EPA 6010B | Prep Method: | EPA 3015A |

| QC1331741 Analyte | Result | Spiked | Units | Recovery | Qual | Limits |
|---|---|---|---|---|---|---|
| Boron | 0.3739 | 0.4000 | mg/L | 93% | | 80-120 |
| Calcium | 19.35 | 20.40 | mg/L | 95% | | 80-120 |
| Iron | 0.3781 | 0.4000 | mg/L | 95% | | 80-120 |
| Magnesium | 19.31 | 20.40 | mg/L | 95% | | 80-120 |
| Manganese | 0.3797 | 0.4000 | mg/L | 95% | | 80-120 |
| Potassium | 22.52 | 24.00 | mg/L | 94% | | 80-120 |
| Sodium | 18.98 | 20.40 | mg/L | 93% | | 80-120 |

| Type: | Matrix Spike | Lab ID: | QC1331742 | Batch: | 392811 |
|---|---|---|---|---|---|
| Matrix (Source ID): | Water (550965-001) | Method: | EPA 6010B | Prep Method: | EPA 3015A |

| QC1331742 Analyte | Result | Source Sample Result | Spiked | Units | Recovery | Qual | Limits | DF |
|---|---|---|---|---|---|---|---|---|
| Boron | 0.8546 | 0.4651 | 0.4000 | mg/L | 97% | | 75-125 | 1 |
| Calcium | 172.2 | 154.0 | 20.40 | mg/L | 89% | NM | 75-125 | 1 |
| Iron | 0.3940 | ND | 0.4000 | mg/L | 98% | | 75-125 | 1 |
| Magnesium | 50.66 | 31.43 | 20.40 | mg/L | 94% | | 75-125 | 1 |
| Manganese | 0.5617 | 0.1808 | 0.4000 | mg/L | 95% | | 75-125 | 1 |
| Potassium | 24.99 | 1.657 | 24.00 | mg/L | 97% | | 75-125 | 1 |
| Sodium | 146.7 | 129.2 | 20.40 | mg/L | 86% | NM | 75-125 | 1 |

ENTHALPY ANALYTICAL

# Batch QC

| Type: | Matrix Spike Duplicate | Lab ID: | QC1331743 | Batch: | 392811 |
|---|---|---|---|---|---|
| Matrix (Source ID): | Water (550965-001) | Method: | EPA 6010B | Prep Method: | EPA 3015A |

| QC1331743 Analyte | Result | Source Sample Result | Spiked | Units | Recovery | Qual | Limits | RPD | RPD Lim | DF |
|---|---|---|---|---|---|---|---|---|---|---|
| Boron | 0.8486 | 0.4651 | 0.4000 | mg/L | 96% | | 75-125 | 1 | 20 | 1 |
| Calcium | 171.5 | 154.0 | 20.40 | mg/L | 85% | NM | 75-125 | 0 | 20 | 1 |
| Iron | 0.3841 | ND | 0.4000 | mg/L | 96% | | 75-125 | 3 | 22 | 1 |
| Magnesium | 49.81 | 31.43 | 20.40 | mg/L | 90% | | 75-125 | 2 | 20 | 1 |
| Manganese | 0.5539 | 0.1808 | 0.4000 | mg/L | 93% | | 75-125 | 1 | 20 | 1 |
| Potassium | 24.16 | 1.657 | 24.00 | mg/L | 94% | | 75-125 | 3 | 20 | 1 |
| Sodium | 146.8 | 129.2 | 20.40 | mg/L | 86% | NM | 75-125 | 0 | 20 | 1 |

| Type: | Serial Dilution | Lab ID: | QC1331744 | Batch: | 392811 |
|---|---|---|---|---|---|
| Matrix (Source ID): | Water (551048-001) | Method: | EPA 6010B | Prep Method: | EPA 3015A |

| QC1331744 Analyte | Result | Source Sample Result | Units | Qual | RPD | RPD Lim | DF |
|---|---|---|---|---|---|---|---|
| Boron | 77.30 | 79.79 | mg/L | | | | 50 |
| Calcium | 6,595 | 6427 | mg/L | | | | 50 |
| Iron | 631.2 | 606.9 | mg/L | | | | 50 |
| Magnesium | 642.6 | 620.6 | mg/L | | | | 50 |
| Manganese | 39.01 | 39.69 | mg/L | | | | 50 |
| Potassium | 1,380 | 1429 | mg/L | | | | 50 |
| Sodium | 4,505 | 4498 | mg/L | | | | 50 |

| Type: | Lab Control Sample | Lab ID: | QC1331819 | Batch: | 392832 |
|---|---|---|---|---|---|
| Matrix: | Water | Method: | EPA 8260B | Prep Method: | EPA 5030B |

| QC1331819 Analyte | Result | Spiked | Units | Recovery | Qual | Limits |
|---|---|---|---|---|---|---|
| 1,1-Dichloroethene | 46.85 | 50.00 | ug/L | 94% | | 69-128 |
| MTBE | 47.24 | 50.00 | ug/L | 94% | | 66-125 |
| Benzene | 47.42 | 50.00 | ug/L | 95% | | 76-121 |
| Trichloroethene | 42.66 | 50.00 | ug/L | 85% | | 76-124 |
| Toluene | 44.35 | 50.00 | ug/L | 89% | | 76-120 |
| Chlorobenzene | 44.44 | 50.00 | ug/L | 89% | | 78-120 |
| **Surrogates** | | | | | | |
| Dibromofluoromethane | 50.78 | 50.00 | ug/L | 102% | | 70-130 |
| 1,2-Dichloroethane-d4 | 55.51 | 50.00 | ug/L | 111% | | 70-130 |
| Toluene-d8 | 48.04 | 50.00 | ug/L | 96% | | 70-130 |
| Bromofluorobenzene | 46.74 | 50.00 | ug/L | 93% | | 70-130 |

ENTHALPY ANALYTICAL

# Batch QC

| Type: Lab Control Sample Duplicate | Lab ID: QC1331820 | Batch: 392832 |
|---|---|---|
| Matrix: Water | Method: EPA 8260B | Prep Method: EPA 5030B |

| QC1331820 Analyte | Result | Spiked | Units | Recovery | Qual | Limits | RPD | RPD Lim |
|---|---|---|---|---|---|---|---|---|
| 1,1-Dichloroethene | 48.39 | 50.00 | ug/L | 97% | | 69-128 | 3 | 23 |
| MTBE | 51.07 | 50.00 | ug/L | 102% | | 66-125 | 8 | 22 |
| Benzene | 50.40 | 50.00 | ug/L | 101% | | 76-121 | 6 | 21 |
| Trichloroethene | 45.24 | 50.00 | ug/L | 90% | | 76-124 | 6 | 22 |
| Toluene | 46.79 | 50.00 | ug/L | 94% | | 76-120 | 5 | 21 |
| Chlorobenzene | 46.70 | 50.00 | ug/L | 93% | | 78-120 | 5 | 20 |
| **Surrogates** | | | | | | | | |
| Dibromofluoromethane | 52.08 | 50.00 | ug/L | 104% | | 70-130 | | |
| 1,2-Dichloroethane-d4 | 58.98 | 50.00 | ug/L | 118% | | 70-130 | | |
| Toluene-d8 | 48.38 | 50.00 | ug/L | 97% | | 70-130 | | |
| Bromofluorobenzene | 50.53 | 50.00 | ug/L | 101% | | 70-130 | | |

| Type: Blank | Lab ID: QC1331824 | Batch: 392832 |
|---|---|---|
| Matrix: Water | Method: EPA 8260B | Prep Method: EPA 5030B |

| QC1331824 Analyte | Result | Qual | Units | RL | MDL | Prepared | Analyzed |
|---|---|---|---|---|---|---|---|
| Freon 12 | ND | | ug/L | 1.0 | 0.1 | 01/17/26 | 01/17/26 |
| Chloromethane | ND | | ug/L | 1.0 | 0.2 | 01/17/26 | 01/17/26 |
| Vinyl Chloride | ND | | ug/L | 0.5 | 0.1 | 01/17/26 | 01/17/26 |
| 1,1-Dichloroethene | ND | | ug/L | 0.5 | 0.08 | 01/17/26 | 01/17/26 |
| Methylene Chloride | ND | | ug/L | 10 | 0.2 | 01/17/26 | 01/17/26 |
| 1,1-Dichloroethane | ND | | ug/L | 0.5 | 0.1 | 01/17/26 | 01/17/26 |
| cis-1,2-Dichloroethene | ND | | ug/L | 0.5 | 0.09 | 01/17/26 | 01/17/26 |
| 1,2-Dichloroethane | ND | | ug/L | 0.5 | 0.1 | 01/17/26 | 01/17/26 |
| Benzene | ND | | ug/L | 0.5 | 0.1 | 01/17/26 | 01/17/26 |
| Trichloroethene | ND | | ug/L | 0.5 | 0.1 | 01/17/26 | 01/17/26 |
| Tetrachloroethene | ND | | ug/L | 0.5 | 0.1 | 01/17/26 | 01/17/26 |
| 1,4-Dichlorobenzene | ND | | ug/L | 0.5 | 0.2 | 01/17/26 | 01/17/26 |
| **Surrogates** | | | | **Limits** | | | |
| Dibromofluoromethane | 101% | | %REC | 70-130 | | 01/17/26 | 01/17/26 |
| 1,2-Dichloroethane-d4 | 108% | | %REC | 70-130 | | 01/17/26 | 01/17/26 |
| Toluene-d8 | 97% | | %REC | 70-130 | | 01/17/26 | 01/17/26 |
| Bromofluorobenzene | 96% | | %REC | 70-130 | | 01/17/26 | 01/17/26 |

ENTHALPY ANALYTICAL

# Batch QC

| Type: | Matrix Spike | Lab ID: | QC1331825 | Batch: | 392832 |
|---|---|---|---|---|---|
| Matrix (Source ID): | Water (551048-002) | Method: | EPA 8260B | Prep Method: | EPA 5030B |

| QC1331825 Analyte | Result | Source Sample Result | Spiked | Units | Recovery | Qual | Limits | DF |
|---|---|---|---|---|---|---|---|---|
| 1,1-Dichloroethene | 1,140 | ND | 1000 | ug/L | 114% | | 62-131 | 50 |
| MTBE | 1,186 | ND | 1000 | ug/L | 119% | | 61-124 | 50 |
| Benzene | 1,226 | 39.33 | 1000 | ug/L | 119% | | 70-123 | 50 |
| Trichloroethene | 1,034 | ND | 1000 | ug/L | 103% | | 65-131 | 50 |
| Toluene | 1,086 | 13.99 | 1000 | ug/L | 107% | | 69-120 | 50 |
| Chlorobenzene | 1,092 | ND | 1000 | ug/L | 109% | | 72-121 | 50 |
| **Surrogates** | | | | | | | | |
| Dibromofluoromethane | 2,583 | | 2500 | ug/L | 103% | | 70-130 | 50 |
| 1,2-Dichloroethane-d4 | 2,916 | | 2500 | ug/L | 117% | | 70-130 | 50 |
| Toluene-d8 | 2,355 | | 2500 | ug/L | 94% | | 70-130 | 50 |
| Bromofluorobenzene | 2,427 | | 2500 | ug/L | 97% | | 70-130 | 50 |

| Type: | Matrix Spike Duplicate | Lab ID: | QC1331826 | Batch: | 392832 |
|---|---|---|---|---|---|
| Matrix (Source ID): | Water (551048-002) | Method: | EPA 8260B | Prep Method: | EPA 5030B |

| QC1331826 Analyte | Result | Source Sample Result | Spiked | Units | Recovery | Qual | Limits | RPD | RPD Lim | DF |
|---|---|---|---|---|---|---|---|---|---|---|
| 1,1-Dichloroethene | 815.1 | ND | 1000 | ug/L | 82% | | 62-131 | 33* | 31 | 50 |
| MTBE | 914.7 | ND | 1000 | ug/L | 91% | | 61-124 | 26 | 30 | 50 |
| Benzene | 900.9 | 39.33 | 1000 | ug/L | 86% | | 70-123 | 31 | 31 | 50 |
| Trichloroethene | 760.6 | ND | 1000 | ug/L | 76% | | 65-131 | 30 | 31 | 50 |
| Toluene | 787.5 | 13.99 | 1000 | ug/L | 77% | | 69-120 | 32* | 29 | 50 |
| Chlorobenzene | 792.0 | ND | 1000 | ug/L | 79% | | 72-121 | 32* | 29 | 50 |
| **Surrogates** | | | | | | | | | | |
| Dibromofluoromethane | 2,659 | | 2500 | ug/L | 106% | | 70-130 | | | 50 |
| 1,2-Dichloroethane-d4 | 2,955 | | 2500 | ug/L | 118% | | 70-130 | | | 50 |
| Toluene-d8 | 2,406 | | 2500 | ug/L | 96% | | 70-130 | | | 50 |
| Bromofluorobenzene | 2,397 | | 2500 | ug/L | 96% | | 70-130 | | | 50 |

| Type: | Blank | Lab ID: | QC1332158 | Batch: | 392920 |
|---|---|---|---|---|---|
| Matrix: | Water | Method: | EPA 8270C-SIM | Prep Method: | EPA 3535 |

| QC1332158 Analyte | Result | Qual | Units | RL | MDL | Prepared | Analyzed |
|---|---|---|---|---|---|---|---|
| 1,4-Dioxane | ND | | ug/L | 1.0 | 0.84 | 01/19/26 | 01/20/26 |
| **Surrogates** | | | | **Limits** | | | |
| 1,4-Dioxane-d8 (SUR) | 95% | | %REC | 80-120 | | 01/19/26 | 01/20/26 |

ENTHALPY ANALYTICAL

# Batch QC

| Type: | Lab Control Sample | Lab ID: | QC1332159 | Batch: | 392920 |
|---|---|---|---|---|---|
| Matrix: | Water | Method: | EPA 8270C-SIM | Prep Method: | EPA 3535 |

| QC1332159 Analyte | Result | Spiked | Units | Recovery | Qual | Limits |
|---|---|---|---|---|---|---|
| 1,4-Dioxane | 9.395 | 10.00 | ug/L | 94% | | 79-120 |
| **Surrogates** | | | | | | |
| 1,4-Dioxane-d8 (SUR) | 10.20 | 10.00 | ug/L | 102% | | 80-120 |

| Type: | Lab Control Sample Duplicate | Lab ID: | QC1332160 | Batch: | 392920 |
|---|---|---|---|---|---|
| Matrix: | Water | Method: | EPA 8270C-SIM | Prep Method: | EPA 3535 |

| QC1332160 Analyte | Result | Spiked | Units | Recovery | Qual | Limits | RPD | RPD Lim |
|---|---|---|---|---|---|---|---|---|
| 1,4-Dioxane | 9.602 | 10.00 | ug/L | 96% | | 79-120 | 2 | 20 |
| **Surrogates** | | | | | | | | |
| 1,4-Dioxane-d8 (SUR) | 10.05 | 10.00 | ug/L | 101% | | 80-120 | | |

| Type: | Blank | Lab ID: | QC1331658 | Batch: | 392790 |
|---|---|---|---|---|---|
| Matrix: | Water | Method: | SM 4500-S2-D | Prep Method: | METHOD |

| QC1331658 Analyte | Result | Qual | Units | RL | MDL | Prepared | Analyzed |
|---|---|---|---|---|---|---|---|
| Sulfide | ND | | mg/L | 0.10 | | 01/16/26 | 01/16/26 |

| Type: | Lab Control Sample | Lab ID: | QC1331659 | Batch: | 392790 |
|---|---|---|---|---|---|
| Matrix: | Water | Method: | SM 4500-S2-D | Prep Method: | METHOD |

| QC1331659 Analyte | Result | Spiked | Units | Recovery | Qual | Limits |
|---|---|---|---|---|---|---|
| Sulfide | 0.9000 | 1.000 | mg/L | 90% | | 90-110 |

| Type: | Matrix Spike | Lab ID: | QC1331695 | Batch: | 392790 |
|---|---|---|---|---|---|
| Matrix (Source ID): | Water (550799-001) | Method: | SM 4500-S2-D | Prep Method: | METHOD |

| QC1331695 Analyte | Result | Source Sample Result | Spiked | Units | Recovery | Qual | Limits | DF |
|---|---|---|---|---|---|---|---|---|
| Sulfide | 0.9000 | ND | 1.000 | mg/L | 90% | | 80-120 | 1 |

| Type: | Matrix Spike Duplicate | Lab ID: | QC1331696 | Batch: | 392790 |
|---|---|---|---|---|---|
| Matrix (Source ID): | Water (550799-001) | Method: | SM 4500-S2-D | Prep Method: | METHOD |

| QC1331696 Analyte | Result | Source Sample Result | Spiked | Units | Recovery | Qual | Limits | RPD | RPD Lim | DF |
|---|---|---|---|---|---|---|---|---|---|---|
| Sulfide | 0.8000 | ND | 1.000 | mg/L | 80% | | 80-120 | 12 | 20 | 1 |

ENTHALPY ANALYTICAL

# Batch QC

| Type: Blank | Lab ID: QC1331905 | Batch: 392850 |
|---|---|---|
| Matrix: Water | Method: SM 5310B | Prep Method: SM 5310B |

| QC1331905 Analyte | Result | Qual | Units | RL | MDL | Prepared | Analyzed |
|---|---|---|---|---|---|---|---|
| Total Organic Carbon | ND | | mg/L | 1.0 | 0.49 | 01/18/26 | 01/18/26 |

| Type: Lab Control Sample | Lab ID: QC1331906 | Batch: 392850 |
|---|---|---|
| Matrix: Water | Method: SM 5310B | Prep Method: SM 5310B |

| QC1331906 Analyte | Result | Spiked | Units | Recovery | Qual | Limits |
|---|---|---|---|---|---|---|
| Total Organic Carbon | 23.96 | 25.00 | mg/L | 96% | | 85-115 |

| Type: Matrix Spike | Lab ID: QC1331907 | Batch: 392850 |
|---|---|---|
| Matrix (Source ID): Water (550696-001) | Method: SM 5310B | Prep Method: SM 5310B |

| QC1331907 Analyte | Result | Source Sample Result | Spiked | Units | Recovery | Qual | Limits | DF |
|---|---|---|---|---|---|---|---|---|
| Total Organic Carbon | 32.80 | 7.538 | 25.00 | mg/L | 101% | | 75-125 | 1 |

| Type: Matrix Spike Duplicate | Lab ID: QC1331908 | Batch: 392850 |
|---|---|---|
| Matrix (Source ID): Water (550696-001) | Method: SM 5310B | Prep Method: SM 5310B |

| QC1331908 Analyte | Result | Source Sample Result | Spiked | Units | Recovery | Qual | Limits | RPD | RPD Lim | DF |
|---|---|---|---|---|---|---|---|---|---|---|
| Total Organic Carbon | 28.95 | 7.538 | 25.00 | mg/L | 86% | | 75-125 | 12 | 25 | 1 |

| Type: Blank | Lab ID: QC1332445 | Batch: 393004 |
|---|---|---|
| Matrix: Water | Method: SM2320B | Prep Method: METHOD |

| QC1332445 Analyte | Result | Qual | Units | RL | MDL | Prepared | Analyzed |
|---|---|---|---|---|---|---|---|
| Alkalinity, Bicarbonate, as CaCO3 | ND | | mg/L | 2.0 | | 01/20/26 | 01/20/26 |
| Alkalinity, Total as CaCO3 | ND | | mg/L | 2.0 | | 01/20/26 | 01/20/26 |

| Type: Lab Control Sample | Lab ID: QC1332446 | Batch: 393004 |
|---|---|---|
| Matrix: Water | Method: SM2320B | Prep Method: METHOD |

| QC1332446 Analyte | Result | Spiked | Units | Recovery | Qual | Limits |
|---|---|---|---|---|---|---|
| Alkalinity, Total as CaCO3 | 96.23 | 100.0 | mg/L | 96% | | 90-110 |

| Type: Sample Duplicate | Lab ID: QC1332447 | Batch: 393004 |
|---|---|---|
| Matrix (Source ID): Water (550514-001) | Method: SM2320B | Prep Method: METHOD |

| QC1332447 Analyte | Result | Source Sample Result | Units | Qual | RPD | RPD Lim | DF |
|---|---|---|---|---|---|---|---|
| Alkalinity, Bicarbonate, as CaCO3 | 617.9 | 617.9 | mg/L | | 0 | 20 | 2.5 |
| Alkalinity, Total as CaCO3 | 617.9 | 617.9 | mg/L | | 0 | 20 | 2.5 |

ENTHALPY ANALYTICAL

# Batch QC

| | | |
|---|---|---|
| **Type: Blank** | **Lab ID: QC1332193** | **Batch: 392935** |
| **Matrix: Water** | **Method: SM2540C** | **Prep Method: METHOD** |

| QC1332193 Analyte | Result | Qual | Units | RL | MDL | Prepared | Analyzed |
|---|---|---|---|---|---|---|---|
| Total Dissolved Solids | ND | | mg/L | 20 | | 01/19/26 | 01/20/26 |

| | | |
|---|---|---|
| **Type: Lab Control Sample** | **Lab ID: QC1332194** | **Batch: 392935** |
| **Matrix: Water** | **Method: SM2540C** | **Prep Method: METHOD** |

| QC1332194 Analyte | Result | Spiked | Units | Recovery | Qual | Limits |
|---|---|---|---|---|---|---|
| Total Dissolved Solids | 964.0 | 1000 | mg/L | 96% | | 90-110 |

| | | |
|---|---|---|
| **Type: Sample Duplicate** | **Lab ID: QC1332198** | **Batch: 392935** |
| **Matrix (Source ID): Water (550816-001)** | **Method: SM2540C** | **Prep Method: METHOD** |

| QC1332198 Analyte | Result | Source Sample Result | Units | Qual | RPD | RPD Lim | DF |
|---|---|---|---|---|---|---|---|
| Total Dissolved Solids | 908.0 | 900.0 | mg/L | | 1 | 5 | 2 |

| | | |
|---|---|---|
| **Type: Sample Duplicate** | **Lab ID: QC1332199** | **Batch: 392935** |
| **Matrix (Source ID): Water (550886-007)** | **Method: SM2540C** | **Prep Method: METHOD** |

| QC1332199 Analyte | Result | Source Sample Result | Units | Qual | RPD | RPD Lim | DF |
|---|---|---|---|---|---|---|---|
| Total Dissolved Solids | 2,440 | 2366 | mg/L | | 3 | 5 | 2 |

* Value is outside QC limits

E Response exceeds instrument's linear range

ND Not Detected

NM Not Meaningful

**Laboratory Job Number 550965**

**Subcontracted Products**

**McCampbell Analytical, Inc.**

# McCampbell Analytical, Inc.

*"When Quality Counts"*

# Analytical Report

**WorkOrder:** 2601968

**Report Created for:** Enthalpy Analytical

931 West Barkley Avenue
Orange, CA 92868

**Project Contact:** David Tripp
**Project P.O.:** 079649
**Project:** EO-550965

**Project Location:**
**Project Received:** 01/16/2026

Analytical Report reviewed & approved for release on 01/26/2026 by:

Yen Cao

Yen Cao
Project Manager

***McCampbell Analytical Inc. is not accredited for all the testing in this report. The report shall not be reproduced except in full, without the written approval of the laboratory. The analytical results relate only to the items tested.***

1534 Willow Pass Rd. Pittsburg, CA 94565 ♦ TEL: (877) 252-9262 ♦ FAX: (925) 252-9269 ♦ www.mccampbell.com

McCampbell Analytical, Inc.
*"When Quality Counts"*

1534 Willow Pass Road, Pittsburg, CA 94565-1701
Toll Free Telephone: (877) 252-9262 / Fax: (925) 252-9269
http://www.mccampbell.com / E-mail: main@mccampbell.com

# Glossary of Terms & Qualifier Definitions

**Client:** Enthalpy Analytical **WorkOrder:** 2601968

**Project:** EO-550965

## Glossary Abbreviation

| | |
|---|---|
| %D | Serial Dilution Percent Difference |
| 95% Interval | 95% Confident Interval |
| CCV | Continuing Calibration Verification. |
| CCV REC (%) | % recovery of Continuing Calibration Verification. |
| CPT | Consumer Product Testing not NELAP Accredited |
| DF | Dilution Factor |
| DI WET | (DISTLC) Waste Extraction Test using DI water |
| DISS | Dissolved (direct analysis of 0.45 µm filtered and acidified water sample) |
| DLT | Dilution Test (Serial Dilution) |
| DUP | Duplicate |
| EDL | Estimated Detection Limit |
| ERS | External reference sample. Second source calibration verification. |
| ITEF | International Toxicity Equivalence Factor |
| LCS | Laboratory Control Sample |
| LCS2 | Second LCS for the batch. Spike level is lower than that for the first LCS; applicable to method 1633. |
| LQL | Lowest Quantitation Level |
| MB | Method Blank |
| MB IS/SS % Rec | % Recovery of Internal Standard or Surrogate in Method Blank, if applicable |
| MB SS % Rec | % Recovery of Surrogate in Method Blank, if applicable |
| MDL | Method Detection Limit [1] |
| ML | Minimum Level of Quantitation |
| MS | Matrix Spike |
| MSD | Matrix Spike Duplicate |
| NA | Not Applicable |
| ND | Not detected at or above the indicated MDL or RL. |
| NR | Data Not Reported due to matrix interference or insufficient sample amount. |
| PDS | Post Digestion Spike |
| PF | Prep Factor |
| RD | Relative Difference |
| RL | Reporting Limit [2] |
| RPD | Relative Percent Difference |
| RRT | Relative Retention Time |
| RSD | Relative Standard Deviation |
| SNR | Surrogate is diluted out of the calibration range |

[1] MDL is the minimum measured concentration of a substance that can be reported with 99% confidence that the measured concentration is distinguishable from method blank results. Definition and Procedure for the Determination of the Method Detection Limit, Revision 2, 40CFR, Part 136, Appendix B, EPA 821-R-16-006, December 2016. Values are based upon our default extraction volume/amount and are subject to change.

[2] RL is the lowest level that can be reliably determined within specified limits of precision and accuracy during routine laboratory operating conditions. (The RL cannot be lower than the lowest calibration standard used in the initial calibration of the instrument and must be greater than the MDL.) Values are based upon our default extraction volume/amount and are subject to change.

McCampbell Analytical, Inc.
*"When Quality Counts"*

1534 Willow Pass Road, Pittsburg, CA 94565-1701
Toll Free Telephone: (877) 252-9262 / Fax: (925) 252-9269
http://www.mccampbell.com / E-mail: main@mccampbell.com

# Glossary of Terms & Qualifier Definitions

**Client:** Enthalpy Analytical **WorkOrder:** 2601968

**Project:** EO-550965

| | |
|---|---|
| SPK Val | Spike Value |
| SPKRef Val | Spike Reference Value |
| SPLP | Synthetic Precipitation Leachate Procedure |
| ST | Sorbent Tube |
| TCLP | Toxicity Characteristic Leachate Procedure |
| TEQ | Toxicity Equivalents |
| TNTC | “Too Numerous to Count;” greater than 250 colonies observed on the plate. |
| TPH-Diesel | Sample results for semi-volatile TPH (diesel, kerosene, oil, etc) were calculated using a background subtraction procedure to correct for instrument baseline rise (column bleed) as described in Sec 7.7.2.2 of EPA 8015 B, C. |
| TZA | TimeZone Net Adjustment for sample collected outside of MAI's Coordinated Universal Time (UTC). (Adjustment for Daylight Saving is not accounted.) |
| WET (STLC) | Waste Extraction Test (Soluble Threshold Limit Concentration) |

McCampbell Analytical, Inc.
*"When Quality Counts"*

1534 Willow Pass Road, Pittsburg, CA 94565-1701
Toll Free Telephone: (877) 252-9262 / Fax: (925) 252-9269
http://www.mccampbell.com / E-mail: main@mccampbell.com

# Analytical Report

| | | | |
|---|---|---|---|
| **Client:** | Enthalpy Analytical | **WorkOrder:** | 2601968 |
| **Date Received:** | 01/16/2026 10:52 | **Extraction Method:** | RSK175 |
| **Date Prepared:** | 01/21/2026 | **Analytical Method:** | RSK175 |
| **Project:** | EO-550965 | **Unit:** | µg/L |

## Dissolved Carbon Dioxide by RSK 175

| Client ID | Lab ID | Matrix | Date Collected | Instrument FileID | Batch ID |
|---|---|---|---|---|---|
| FP-01 | 2601968-001A | Water | 01/15/2026 10:42 | GC26 0121261006.D | 334106 |

| Analytes | Result | MDL | RL | DF | Date Analyzed |
|---|---|---|---|---|---|
| Carbon Dioxide | **30,000** | 1000 | 1000 | 20 | 01/21/2026 13:47 |

Analyst(s): CLO

McCampbell Analytical, Inc.
*"When Quality Counts"*

1534 Willow Pass Road, Pittsburg, CA 94565-1701
Toll Free Telephone: (877) 252-9262 / Fax: (925) 252-9269
http://www.mccampbell.com / E-mail: main@mccampbell.com

# Quality Control Report

| | | | |
|---|---|---|---|
| **Client:** | Enthalpy Analytical | **WorkOrder:** | 2601968 |
| **Date Prepared:** | 01/21/2026 | **BatchID:** | 334106 |
| **Date Analyzed:** | 01/21/2026 | **Extraction Method:** | RSK175 |
| **Instrument:** | GC26 | **Analytical Method:** | RSK175 |
| **Matrix:** | Water | **Unit:** | µg/L |
| **Project:** | EO-550965 | **Sample ID:** | MB/LCS/LCSD-334106 |

## QC Summary Report for RSK175

| Analyte | MB Result | MDL | RL | | | |
|---|---|---|---|---|---|---|
| Carbon Dioxide | ND | 50 | 50 | - | - | - |

| Analyte | LCS Result | LCSD Result | SPK Val | LCS %REC | LCSD %REC | LCS/LCSD Limits | RPD | RPD Limit |
|---|---|---|---|---|---|---|---|---|
| Carbon Dioxide | 180 | 150 | 187.2 | 94 | 82 | 70-130 | 12.6 | 30 |

McCampbell Analytical, Inc.
1534 Willow Pass Rd
Pittsburg, CA 94565-1701
(925) 252-9262

# CHAIN-OF-CUSTODY RECORD



**WorkOrder: 2601968** **ClientCode: ENO** **QuoteID: 262776**

☐ WaterTrax ☐ CLIP ☐ EDF ☑ EQuIS ☑ Dry-Weight ☑ Email ☐ HardCopy ☐ ThirdParty ☑ J-flag
☑ Detection Summary ☑ **Excel** [A1_Standard _QC]

Report to:
David Tripp
Enthalpy Analytical
931 West Barkley Avenue
Orange, CA 92868
657-581-4710 FAX:

Email: david.tripp@enthalpy.com
cc/3rd Party: incomingreports@enthalpy.com;
PO: 079649
Project: EO-550965

Bill to:
Accounts Payable/Enthalpy SoCal
Montrose Environmental Group
PO Box 842165
Boston, MA 02284-2165
003EL_ap@montrose-env.com

**Requested TAT: 5 days;**

*Date Received:* **01/16/2026**
*Date Logged:* **01/16/2026**

| Lab ID | ClientSampID | Matrix | Collection Date | Hold | Requested Tests (See legend below) | | | | | | | | | | | |
|---|---|---|---|---|---|---|---|---|---|---|---|---|---|---|---|---|
| | | | | | 1 | 2 | 3 | 4 | 5 | 6 | 7 | 8 | 9 | 10 | 11 | 12 |
| 2601968-001 | FP-01 | Water | 1/15/2026 10:42 | ☐ | A | A | | | | | | | | | | |

**Test Legend:**

| | | | | | | | |
|---|---|---|---|---|---|---|---|
| 1 | PRDisposal Fee | 2 | RSK175_CO2_W | 3 | | 4 | |
| 5 | | 6 | | 7 | | 8 | |
| 9 | | 10 | | 11 | | 12 | |

**Project Manager: Jena Alfaro**

**Prepared by: Agustina Venegas**

**Comments:**

NOTE: Soil samples are discarded 60 days after receipt unless other arrangements are made (Water samples are 30 days).
Hazardous samples will be returned to client or disposed of at client expense.

McCampbell Analytical, Inc.
*"When Quality Counts"*

1534 Willow Pass Road, Pittsburg, CA 94565-1701
Toll Free Telephone: (877) 252-9262 / Fax: (925) 252-9269
http://www.mccampbell.com / E-mail: main@mccampbell.com

# WORK ORDER SUMMARY

**Client Name:** ENTHALPY ANALYTICAL
**Client Contact:** David Tripp
**Contact's Email:** david.tripp@enthalpy.com

**Project:** EO-550965
**Comments:**

**Work Order:** 2601968
**QC Level:** LEVEL 2
**Date Logged:** 1/16/2026

☐ WaterTrax ☐ CLIP ☐ EDF ☑ Excel ☐ EQuIS ☑ Email ☐ HardCopy ☐ ThirdParty ☑ J-flag

| LabID | ClientSampID | Matrix | Test Name | Cont./ Comp. | Bottle & Preservative | U** | Head Space | Dry-Weight | Collection Date & Time | TAT | Test Due Date | Sediment Content | Hold | Sub Out |
|---|---|---|---|---|---|---|---|---|---|---|---|---|---|---|
| 001A | FP-01 | Water | RSK175 (CO2) | 2 | VOA, Unpres | ☐ | ☐ | ☐ | 1/15/2026 10:42 | 5 days | 1/26/2026 | None | ☐ | ☐ |

**NOTES:** *** STLC and TCLP extractions require 2 days to complete; therefore, all TATs begin after the extraction is completed (i.e., One-day TAT yields results in 3 days from sample submission).**

**- ISM prep requires 5 to 10 days to complete; therefore, all TATs begin after the extraction is completed (i.e., One-day TAT yields results in 6 to 11 days from sample submission). Due date listed on WO summary will not accurately reflect the time needed for sample preparation.**

**- Organic extracts are held for 40 days before disposal; Inorganic extract are held for 30 days.**

**- MAI assumes that all material present in the provided sampling container is considered part of the sample - MAI does not exclude any material from the sample prior to sample preparation unless requested in writing by the client.**

**U** = An unpreserved container was received for a method that suggests a preservation in order to extend hold time for analysis.**

**Cont./Comp. = Containers /Composites**

2601968

ENTHALPY ANALYTICAL

931 West Barkley Ave
Orange, CA 92868
(714) 771-6900

Subcontract Laboratory:
McCampbell Analytical, Inc.
1534 Willow Pass Rd.
Pittsburg, CA 94565
ATTN: Quote ID: 252619
PO #: PO-079649

Enthalpy Order: EO-550965
PM: David Tripp
Email: david.tripp@enthalpy.com
CC: incomingreports@enthalpy.com
Phone: 657-581-4710

Results Due: Standard TAT
Report Level: II
Report To: MDL
EDDs: Standard Excel EDD

Notes:

| Sample ID | Collected | Lab ID | # Cont. | Matrix | Analysis Requested | Comment |
|---|---|---|---|---|---|---|
| FP-01 | 15-JAN-2026 10:42 | 550965-001 | 2 | Water | RSK-175 CO2 | |

| Notes: | Relinquished By: | Received By: |
|---|---|---|
| | [signature] | GLS |
| | Date: 1-15-26 3pm | Date: 1-15-26 |
| | GLS | [signature] |
| | Date: 1-16-26 | Date: 1/16/26 1052 |
| | | |
| | Date: | Date: |

0.1 cWEA 1R39

1 of 1

GSO: 563969423

McCampbell Analytical, Inc.
*"When Quality Counts"*

1534 Willow Pass Road, Pittsburg, CA 94565-1701
Toll Free Telephone: (877) 252-9262 / Fax: (925) 252-9269
http://www.mccampbell.com / E-mail: main@mccampbell.com

# Sample Receipt Checklist

| | | | |
|---|---|---|---|
| Client Name: | Enthalpy Analytical | Date and Time Received: | 1/16/2026 10:52 |
| Project: | EO-550965 | Date Logged: | 1/16/2026 |
| | | Received by: | Agustina Venegas |
| WorkOrder №: | 2601968 Matrix: Water | Logged by: | Agustina Venegas |
| Carrier: | Golden State Overnight | | |

## Chain of Custody (COC) Information

| | | | |
|---|---|---|---|
| Chain of custody present? | Yes ☑ | No ☐ | |
| Chain of custody signed when relinquished and received? | Yes ☑ | No ☐ | |
| Chain of custody agrees with sample labels? | Yes ☑ | No ☐ | |
| Sample IDs noted by Client on COC? | Yes ☑ | No ☐ | |
| Date and Time of collection noted by Client on COC? | Yes ☑ | No ☐ | |
| Sampler's name noted on COC? | Yes ☐ | No ☑ | |
| COC agrees with Quote? | Yes ☐ | No ☑ | NA ☐ |
| COC quote is active? | Yes ☑ | No ☐ | NA ☐ |

## Sample Receipt Information

| | | | |
|---|---|---|---|
| Custody seals intact on shipping container/cooler? | Yes ☐ | No ☐ | NA ☑ |
| Custody seals intact on sample bottles? | Yes ☐ | No ☐ | NA ☑ |
| Shipping container/cooler in good condition? | Yes ☑ | No ☐ | |
| Samples in proper containers/bottles? | Yes ☑ | No ☐ | |
| Sample containers intact? | Yes ☑ | No ☐ | |
| Sufficient sample volume for indicated test? | Yes ☑ | No ☐ | |

## Sample Preservation and Hold Time (HT) Information

| | | | |
|---|---|---|---|
| All samples received within holding time? | Yes ☑ | No ☐ | NA ☐ |
| Samples Received on Ice? | Yes ☑ | No ☐ | |
| (Ice Type: WET ICE ) | | | |
| Sample/Temp Blank temperature | Temp: 0.1°C | | NA ☐ |
| ZHS conditional analyses: VOA meets zero headspace requirement (VOCs, TPHg/BTEX, RSK)? | Yes ☑ | No ☐ | NA ☐ |
| Sample labels checked for correct preservation? | Yes ☑ | No ☐ | |
| pH acceptable upon receipt (Metal: <2)? | Yes ☐ | No ☐ | NA ☑ |

UCMR Samples:

| | | | |
|---|---|---|---|
| pH tested and acceptable upon receipt (200.7: ≤2; 533: 6 - 8; 537.1: 6 - 8)? | Yes ☐ | No ☐ | NA ☑ |
| Free Chlorine tested and acceptable upon receipt (<0.1mg/L) [not applicable to 200.7]? | Yes ☐ | No ☐ | NA ☑ |

Comments:

Enthalpy Analytical
931 West Barkley Ave
Orange, CA 92868
(714) 771-6900

enthalpy.com

Lab Job Number : 551124
Report Level : II
Report Date : 01/30/2026

**Analytical Report** *prepared for:*

Dylan Smith
Waste Connections
Chiquita Canyon Landfill
29201 Henry Mayo Drive
Castaic, CA 91384

Project: GW MONITORING - CCLF Groundwater - Quarterly MPARS

*Authorized for release by:*

David Tripp, Project Manager
657-581-4710
david.tripp@enthalpy.com

This data package has been reviewed for technical correctness and completeness. Release of this data has been authorized by the Laboratory Manager or the Manager's designee, as verified by the above signature which applies to this PDF file as well as any associated electronic data deliverable files. The results contained in this report meet all requirements of NELAP and pertain only to those samples which were submitted for analysis. This report may be reproduced only in its entirety.

CA ELAP# 1338, CA ELAP #1338-S1, NELAP# 4038, SCAQMD LAP# 18LA0518, LACSD ID# 10105, ORELAP# 4197

ENTHALPY ANALYTICAL

# Sample Summary

Dylan Smith
Waste Connections
Chiquita Canyon Landfill
29201 Henry Mayo Drive
Castaic, CA 91384

| | |
|---|---|
| Lab Job #: | 551124 |
| Project No: | GW MONITORING |
| Location: | CCLF Groundwater - Quarterly MPARS |
| Date Received: | 01/19/26 |

| Sample ID | Lab ID | Collected | Matrix |
|---|---|---|---|
| DW-17 | 551124-001 | 01/19/26 09:11 | Water |
| DW-9 | 551124-002 | 01/19/26 10:44 | Water |
| DW-15 | 551124-003 | 01/19/26 11:56 | Water |
| DW-30 | 551124-004 | 01/19/26 12:54 | Water |
| QCFB | 551124-005 | 01/19/26 12:56 | Water |
| QCTB | 551124-006 | 01/19/26 00:00 | Water |

# Case Narrative

| | |
|---|---|
| Waste Connections<br>Chiquita Canyon Landfill<br>29201 Henry Mayo Drive<br>Castaic, CA 91384<br>Dylan Smith | Lab Job Number: 551124<br>Project No: GW MONITORING<br>Location: CCLF Groundwater - Quarterly MPARS<br>Date Received: 01/19/26 |

This data package contains sample and QC results for six water samples, requested for the above referenced project on 01/20/26. The samples were received in good condition.

**Volatile Organics by GC/MS (EPA 8260B):**
No analytical problems were encountered.

**Semivolatile Organics by GC/MS SIM (EPA 8270C-SIM):**
No analytical problems were encountered.

**Total Organic Carbon by IR (SM 5310B):**
No analytical problems were encountered.

**Metals (EPA 6010B):**

- Calcium and iron were detected between the MDL and the RL in the method blank for batch 393036; these analytes were either not detected in samples at or above the RL, or detected at a level at least 10 times that of the blank.
- No other analytical problems were encountered.

**Ion Chromatography (EPA 300.0):**

- Responses exceeding the instrument's linear range were observed for nitrogen, nitrate and sulfate in the MS/MSD for batch 393028; affected data was qualified with "E".
- No other analytical problems were encountered.

**Chemical Oxygen Demand by EPA 410.4 (EPA 410.4):**
No analytical problems were encountered.

**Alkalinity (SM2320B):**
No analytical problems were encountered.

**Sulfide (SM 4500-S2-D):**
No analytical problems were encountered.

**Total Dissolved Solids (TDS) (SM2540C):**
No analytical problems were encountered.

**Chemical Oxygen Demand (EPA 410.4):**
No analytical problems were encountered.

**Ammonia and TKN- Semi-Automated Method (SM 4500-NH3-G):**
No analytical problems were encountered.

**RSK-175 CO2 (RSK-175):**
McCampbell Analytical, Inc. in Pittsburg, CA performed the analysis (see sublab report section for certifications). Please see the McCampbell Analytical, Inc. case narrative.

# ENTHALPY ANALYTICAL

## Chain of Custody Record

Lab No: 551124

Page: 1 of 1

**Turn Around Time (rush by advanced notice only)**

| | | | | | |
|---|---|---|---|---|---|
| Standard: | X | 5 Day: | | 3 Day: | |
| 2 Day: | | 1 Day: | | Custom TAT: | |


**Enthalpy Analytical**

931 W Barkely Ave, Orange, CA 92868

(714) 771-6900


**Matrix:** A = Air S = Soil/Solid W = Water DW = Drinking Wate SD = Sediment PP = Pure Product SEA = Sea Water SW = Swab T = Tissue WP = Wipe O = Other

**Preservatives:** 1 = $Na_2S_2O_3$ 2 = HCl 3 = $HNO_3$ 4 = $H_2SO_4$ 5 = NaOH 6 = Other

**Sample Receipt Temp:** (lab use only)

| CUSTOMER INFORMATION | | PROJECT INFORMATION | |
|---|---|---|---|
| Company: | Chiquita Canyon Landfill | Name: | Steve Cassulo |
| Report To: | Steve Cassulo | Number: | 661-257-3655 |
| Email: | Steven.Cassulo@wasteconnections.com | P.O. #: | |
| Address: | 29201 Henry Mayo Drive | Address: | |
| | Castaic, CA, 91384 | | |
| Phone: | 661-257-3655 | Global ID: | L10003464243 |
| Fax: | | Sampled By: | Paul Chang |

**Test Instructions / Comments**

to.2
1R10
4.4/4.6

**Quarterly MPars**

cc report to:
pchang@changenvironmental.com Basic EDD & GeoTracker EDF

| | Sample ID | Sampling Date | Sampling Time | Matrix | Container No. / Size | Pres. | VOCs (EPA 8260B) | 1,4-Dioxane | Alkalinity, total | Bicarbonate as CaCO3 | Ammonia-N, Nitrate-N | COD, Cl, SO4, TDS, TOC | B, Ca, Fe, K, Mg, Mn, Na | Bromide, Fluoride, Sulfide | Carbon dioxide |
|---|---|---|---|---|---|---|---|---|---|---|---|---|---|---|---|
| 1 | DW-17 | 1/19/26 | 911 | GW | 13 | var. | X | X | X | X | X | X | X | X | X |
| 2 | DW-9 | | 1044 | | | | X | X | X | X | X | X | X | X | X |
| 3 | DW-15 | | 1156 | | | | X | X | X | X | X | X | X | X | X |
| 4 | DW-30 | | 1254 | | | | X | X | X | X | X | X | X | X | X |
| 5 | QCFB | | 1256 | FB | 3 | | X | | | | | | | | |
| 6 | QCTB | — | — | TB | 2 | | X | | | | | | | | |
| 7 | | | | | | | | | | | | | | | |
| 8 | | | | | | | | | | | | | | | |
| 9 | | | | | | | | | | | | | | | |
| 10 | | | | | | | | | | | | | | | |

Login 551124

| | Signature | Print Name | Company / Title | Date / Time |
|---|---|---|---|---|
| [1] Relinquished By: | | Paul Chang | CEI | 1.19.26 1410 |
| [1] Received By: | | Jim Lin | EA-NH | 1.19.26 1410 |
| [2] Relinquished By: | | Jim Lin | EA-NH | 1.20.26 8:20 |
| [2] Received By: | | CEMAO | CANH | 1.20.26 8:20 |
| [3] Relinquished By: | | CEMAO | CANH | 1.20.26 |
| [3] Received By: | | [illegible] | EA | 1.20.26 1136 |

Rel By: 1.20.26 1230 — Rec By: NCM EA 1-20-26 12:30

# SAMPLE RECEIPT CHECKLIST

**Section 1: General Info**

Date Received: 1·19·26 WO# 551124 Client: Chiquita Cyn Landfill

**Section 2: Shipping / Custody** **Are custody seals present?** ☐ Yes ☒ No

Custody seals intact on arrival? ☒ N/A ☐ Yes ☐ No ☐ On cooler / box ☐ On samples

Shipping Info: Walk in or Pickup

**Section 3a: Condition / Packaging** ☐ **Outside 0.0 - 6.0°C (0.0 - 10.0°C for microbiology) (PM notified)**

Date Opened 1·19·26 By (initials) JWL Type of ice used : ☒ Wet ☐ Blue/Gel ☐ None

☐ Samples received on ice directly from the field; cooling process had begun. (if checked, skip temperatures)

☐ Sample matrix doesn't require cooling (e.g. air, bulk PCB). (if checked, skip temperatures)

If no cooler: Observed/Adjusted Temp (°C): ____ / ____ Thermometer/IR Gun: IR03 CF: -0.7C

Cooler Temp (°C) #1: 8.9 / 8.2 #2: ____ / ____ #3: ____ / ____ #4: ____ / ____ #5: ____ / ____ #6: ____ / ____

**Section 3b: Microbiology Samples** ☒ **No microbiology samples submitted (skip 3b)**

☐ Within temp range 0.0 - 10.0°C or received on ice directly from field.

☐ Adequate headspace for microbiology analysis.

**Section 3c: Air Samples** ☒ **No air samples submitted (skip 3c)**

☐ 1.4L Canisters ☐ 6L Canisters ☐ Tedlar Bags ☐ MCE Cassettes ☐ Sorbent Tubes ☐ Other ____

| **Section 4: Containers / Labels / Samples** | YES | NO | N/A |
|---|---|---|---|
| 1) Were custody papers present, filled properly, and legible? | X | | |
| 2) Is the sampler's name present on the CoC? | X | | |
| 3) Were containers received in good condition (unbroken / unopened / uncompromised)? | X | | |
| 4) Were the samples bagged? (required for microbiology samples; recommended for soil samples) | ✓ | | |
| 5) Were all of, and only, the correct samples received? | X | | |
| 6) Are sample labels present, legible, and in agreement with the CoC? | X | | |
| 7) Does the container count match the CoC? | X | | |
| 8) Was sufficient sample volume / mass received for the analyses requested? | ✓ | | |
| 9) Were samples received in proper containers for the analyses requested? | X | | |
| 10) Were samples received with > 1/2 holding time remaining? | X | | |
| 11) Are samples properly preserved as indicated by CoC / labels? | X | | |
| 12) Unpreserved VOAs received - If necessary, was the hold time changed in LIMS? | | | ✓ |
| 13) Are VOA vials free from headspace/bubbles > 6mm? | ✓ | | |

**Section 5: Explanations / Comments** ☐ **PM notified**

**Date Logged** 1·19·26 **By (print)** JWL **(sign)** [signature]

**Date Labeled** 1·19·26 **By (print)** JWL **(sign)** [signature]

## SAMPLE RECEIPT CHECKLIST

**Section 1: General Info**

Date Received: 1/20/26 WO# 551124 Client: WASTECONNECTIONS

**Section 2: Shipping / Custody** **Are custody seals present?** ☐ Yes ☒ No

Custody seals intact on arrival? ■ N/A ☐ Yes ☐ No ☐ On cooler / box ☐ On samples

■ Courier ☐ Walk-In ☐ Field Sampling ☐ Shipping Info: _____

**Section 3a: Condition / Packaging** ☐ **Outside 0.0 - 6.0°C (0.0 - 10.0°C for microbiology) (PM notified)**

Date Opened 1/20/26 By (initials) HGS Type of ice used: ■ Wet ☐ Blue/Gel ☐ None

☐ Samples received on ice directly from the field; cooling process had begun. (if checked, skip temperatures)

☐ Sample matrix doesn't require cooling (e.g. air, bulk PCB). (if checked, skip temperatures)

If no cooler: Observed/Adjusted Temp (°C): _____/_____ Thermometer/IR Gun: IR 10 CF: +0.2

Cooler Temp (°C) #1: 4.4/4.6 #2: ____/____ #3: ____/____ #4: ____/____ #5: ____/____ #6: ____/____

**Section 3b: Microbiology Samples** ■ **No microbiology samples submitted (skip 3b)**

☐ Within temp range 0.0 - 10.0°C or received on ice directly from field.

☐ Adequate headspace for microbiology analysis.

**Section 3c: Air Samples** ■ **No air samples submitted (skip 3c)**

☐ 1.4L Canisters ☐ 6L Canisters ☐ Tedlar Bags ☐ MCE Cassettes ☐ Sorbent Tubes ☐ Other_____

| **Section 4: Containers / Labels / Samples** | YES | NO | N/A |
|---|---|---|---|
| 1) Were custody papers present, filled properly, and legible? | X | | |
| 2) Is the sampler's name present on the CoC? | X | | |
| 3) Were containers received in good condition (unbroken / unopened / uncompromised)? | X | | |
| 4) Were the samples bagged? (required for microbiology samples; recommended for soil samples) | X | | |
| 5) Were all of, and only, the correct samples received? | X | | |
| 6) Are sample labels present, legible, and in agreement with the CoC? | X | | |
| 7) Does the container count match the CoC? | X | | |
| 8) Was sufficient sample volume / mass received for the analyses requested? | X | | |
| 9) Were samples received in proper containers for the analyses requested? | X | | |
| 10) Were samples received with > 1/2 holding time remaining? | | X | |
| 11) Are samples properly preserved as indicated by CoC / labels? | X | | |
| 12) Unpreserved VOAs received - If necessary, was the hold time changed in LIMS? | | | X |
| 13) Are VOA vials free from headspace/bubbles > 6mm? | X | | |

**Section 5: Explanations / Comments**

(If no comments are made, then no discrepancies noted.)

4.1 Nitrates for samples -001 to -003 have 1/2 holding time remaining

☒ **No additional discrepancies**

**Date Logged** 1/19/26 **By (print)** JWL **(sign)** NA

**Date Labeled** 1/19/26 **By (print)** JWL **(sign)** NA

ENTHALPY ANALYTICAL

# Analysis Results for 551124

Dylan Smith
Waste Connections
Chiquita Canyon Landfill
29201 Henry Mayo Drive
Castaic, CA 91384

Lab Job #: 551124
Project No: GW MONITORING
Location: CCLF Groundwater - Quarterly MPARS
Date Received: 01/19/26

**Sample ID: DW-17** **Lab ID: 551124-001** **Collected: 01/19/26 09:11**
**Matrix: Water**

| 551124-001 Analyte | Result | Qual | Units | RL | MDL | DF | Batch | Prepared | Analyzed | Chemist |
|---|---|---|---|---|---|---|---|---|---|---|
| Method: EPA 300.0<br>Prep Method: METHOD | | | | | | | | | | |
| Fluoride | **0.17** | J | mg/L | 0.20 | 0.072 | 1 | 393028 | 01/20/26 13:07 | 01/20/26 17:45 | KUM |
| Chloride | **150** | | mg/L | 1.0 | 0.27 | 1 | 393028 | 01/20/26 13:07 | 01/20/26 17:45 | KUM |
| Bromide | **0.26** | J | mg/L | 0.30 | 0.060 | 1 | 393028 | 01/20/26 13:07 | 01/20/26 17:45 | KUM |
| Nitrogen, Nitrate | **0.77** | | mg/L | 0.10 | 0.05 | 1 | 393028 | 01/20/26 13:07 | 01/20/26 17:45 | KUM |
| Sulfate | **180** | | mg/L | 10 | 2.5 | 10 | 393028 | 01/20/26 13:07 | 01/20/26 18:08 | KUM |
| Method: EPA 350.1<br>Prep Method: METHOD | | | | | | | | | | |
| Ammonia-N | ND | | mg/L | 0.10 | 0.068 | 1 | 393823 | 01/28/26 | 01/29/26 | CKN |
| Method: EPA 410.4<br>Prep Method: EPA 410.4 | | | | | | | | | | |
| Chemical Oxygen Demand | ND | | mg/L | 4.0 | 2.0 | 1 | 393241 | 01/22/26 | 01/22/26 | ARM |
| Method: EPA 6010B<br>Prep Method: EPA 3015A | | | | | | | | | | |
| Boron | **0.085** | | mg/L | 0.050 | 0.0090 | 1 | 393036 | 01/20/26 | 01/20/26 | SBW |
| Calcium | **4.6** | | mg/L | 0.10 | 0.0095 | 1 | 393036 | 01/20/26 | 01/20/26 | SBW |
| Iron | ND | | mg/L | 0.050 | 0.017 | 1 | 393036 | 01/20/26 | 01/20/26 | SBW |
| Magnesium | **0.12** | | mg/L | 0.10 | 0.017 | 1 | 393036 | 01/20/26 | 01/20/26 | SBW |
| Manganese | ND | | mg/L | 0.010 | 0.00075 | 1 | 393036 | 01/20/26 | 01/20/26 | SBW |
| Potassium | **0.65** | | mg/L | 0.50 | 0.20 | 1 | 393036 | 01/20/26 | 01/20/26 | SBW |
| Sodium | **210** | | mg/L | 0.50 | 0.017 | 1 | 393036 | 01/20/26 | 01/20/26 | SBW |
| Method: EPA 8260B<br>Prep Method: EPA 5030B | | | | | | | | | | |
| Freon 12 | ND | | ug/L | 1.0 | 0.1 | 1 | 393079 | 01/20/26 | 01/20/26 | LYZ |
| Chloromethane | ND | | ug/L | 1.0 | 0.2 | 1 | 393079 | 01/20/26 | 01/20/26 | LYZ |
| Vinyl Chloride | ND | | ug/L | 0.5 | 0.1 | 1 | 393079 | 01/20/26 | 01/20/26 | LYZ |
| 1,1-Dichloroethene | ND | | ug/L | 0.5 | 0.08 | 1 | 393079 | 01/20/26 | 01/20/26 | LYZ |
| Methylene Chloride | ND | | ug/L | 10 | 0.2 | 1 | 393079 | 01/20/26 | 01/20/26 | LYZ |
| 1,1-Dichloroethane | ND | | ug/L | 0.5 | 0.1 | 1 | 393079 | 01/20/26 | 01/20/26 | LYZ |
| cis-1,2-Dichloroethene | ND | | ug/L | 0.5 | 0.09 | 1 | 393079 | 01/20/26 | 01/20/26 | LYZ |
| 1,2-Dichloroethane | ND | | ug/L | 0.5 | 0.1 | 1 | 393079 | 01/20/26 | 01/20/26 | LYZ |
| Benzene | ND | | ug/L | 0.5 | 0.1 | 1 | 393079 | 01/20/26 | 01/20/26 | LYZ |
| Trichloroethene | ND | | ug/L | 0.5 | 0.1 | 1 | 393079 | 01/20/26 | 01/20/26 | LYZ |
| Tetrachloroethene | ND | | ug/L | 0.5 | 0.1 | 1 | 393079 | 01/20/26 | 01/20/26 | LYZ |
| 1,4-Dichlorobenzene | ND | | ug/L | 0.5 | 0.2 | 1 | 393079 | 01/20/26 | 01/20/26 | LYZ |
| **Surrogates** | | | | **Limits** | | | | | | |
| Dibromofluoromethane | 103% | | %REC | 70-130 | | 1 | 393079 | 01/20/26 | 01/20/26 | LYZ |
| 1,2-Dichloroethane-d4 | 112% | | %REC | 70-130 | | 1 | 393079 | 01/20/26 | 01/20/26 | LYZ |
| Toluene-d8 | 96% | | %REC | 70-130 | | 1 | 393079 | 01/20/26 | 01/20/26 | LYZ |
| Bromofluorobenzene | 97% | | %REC | 70-130 | | 1 | 393079 | 01/20/26 | 01/20/26 | LYZ |



Results for any subcontracted analyses are not included in this section.

ENTHALPY ANALYTICAL

# Analysis Results for 551124

| 551124-001 Analyte | Result | Qual | Units | RL | MDL | DF | Batch | Prepared | Analyzed | Chemist |
|---|---|---|---|---|---|---|---|---|---|---|
| Method: EPA 8270C-SIM<br>Prep Method: EPA 3535 | | | | | | | | | | |
| 1,4-Dioxane | ND | | ug/L | 1.0 | 0.87 | 1 | 393419 | 01/23/26 | 01/27/26 | MSS |
| **Surrogates** | | | | **Limits** | | | | | | |
| 1,4-Dioxane-d8 (SUR) | 97% | | %REC | 80-120 | | 1 | 393419 | 01/23/26 | 01/27/26 | MSS |
| Method: SM 4500-S2-D<br>Prep Method: METHOD | | | | | | | | | | |
| Sulfide | ND | | mg/L | 0.10 | | 1 | 393059 | 01/20/26 | 01/20/26 | TXC |
| Method: SM 5310B<br>Prep Method: SM 5310B | | | | | | | | | | |
| Total Organic Carbon | **0.90** | J | mg/L | 1.0 | 0.49 | 1 | 393301 | 01/22/26 | 01/22/26 | BDR |
| Method: SM2320B<br>Prep Method: METHOD | | | | | | | | | | |
| Alkalinity, Bicarbonate, as CaCO3 | **140** | | mg/L | 5.0 | | 2.5 | 393295 | 01/27/26 | 01/27/26 | ARM |
| Alkalinity, Total as CaCO3 | **140** | | mg/L | 5.0 | | 2.5 | 393295 | 01/27/26 | 01/27/26 | ARM |
| Method: SM2540C<br>Prep Method: METHOD | | | | | | | | | | |
| Total Dissolved Solids | **680** | | mg/L | 20 | | 2 | 393048 | 01/20/26 | 01/22/26 | AAB |



Results for any subcontracted analyses are not included in this section.

ENTHALPY ANALYTICAL

# Analysis Results for 551124

| Sample ID: DW-9 | Lab ID: 551124-002 | Collected: 01/19/26 10:44 |
|---|---|---|
| | Matrix: Water | |

| 551124-002 Analyte | Result | Qual | Units | RL | MDL | DF | Batch | Prepared | Analyzed | Chemist |
|---|---|---|---|---|---|---|---|---|---|---|
| Method: EPA 300.0<br>Prep Method: METHOD | | | | | | | | | | |
| Fluoride | **2.0** | | mg/L | 0.20 | 0.072 | 1 | 393028 | 01/20/26 13:07 | 01/20/26 19:17 | KUM |
| Chloride | **78** | | mg/L | 1.0 | 0.27 | 1 | 393028 | 01/20/26 13:07 | 01/20/26 19:17 | KUM |
| Bromide | **0.22** | J | mg/L | 0.30 | 0.060 | 1 | 393028 | 01/20/26 13:07 | 01/20/26 19:17 | KUM |
| Nitrogen, Nitrate | **2.2** | | mg/L | 0.10 | 0.05 | 1 | 393028 | 01/20/26 13:07 | 01/20/26 19:17 | KUM |
| Sulfate | **690** | | mg/L | 10 | 2.5 | 10 | 393028 | 01/20/26 13:07 | 01/20/26 19:40 | KUM |
| Method: EPA 350.1<br>Prep Method: METHOD | | | | | | | | | | |
| Ammonia-N | ND | | mg/L | 0.10 | 0.068 | 1 | 393823 | 01/28/26 | 01/29/26 | CKN |
| Method: EPA 410.4<br>Prep Method: EPA 410.4 | | | | | | | | | | |
| Chemical Oxygen Demand | **7.0** | | mg/L | 4.0 | 2.0 | 1 | 393241 | 01/22/26 | 01/22/26 | ARM |
| Method: EPA 6010B<br>Prep Method: EPA 3015A | | | | | | | | | | |
| Boron | **0.58** | | mg/L | 0.050 | 0.0090 | 1 | 393036 | 01/20/26 | 01/20/26 | SBW |
| Calcium | **21** | | mg/L | 0.10 | 0.0095 | 1 | 393036 | 01/20/26 | 01/20/26 | SBW |
| Iron | ND | | mg/L | 0.050 | 0.017 | 1 | 393036 | 01/20/26 | 01/20/26 | SBW |
| Magnesium | **2.2** | | mg/L | 0.10 | 0.017 | 1 | 393036 | 01/20/26 | 01/20/26 | SBW |
| Manganese | ND | | mg/L | 0.010 | 0.00075 | 1 | 393036 | 01/20/26 | 01/20/26 | SBW |
| Potassium | **1.5** | | mg/L | 0.50 | 0.20 | 1 | 393036 | 01/20/26 | 01/20/26 | SBW |
| Sodium | **370** | | mg/L | 0.50 | 0.017 | 1 | 393036 | 01/20/26 | 01/20/26 | SBW |
| Method: EPA 8260B<br>Prep Method: EPA 5030B | | | | | | | | | | |
| Freon 12 | ND | | ug/L | 1.0 | 0.1 | 1 | 393079 | 01/21/26 | 01/21/26 | LYZ |
| Chloromethane | ND | | ug/L | 1.0 | 0.2 | 1 | 393079 | 01/21/26 | 01/21/26 | LYZ |
| Vinyl Chloride | ND | | ug/L | 0.5 | 0.1 | 1 | 393079 | 01/21/26 | 01/21/26 | LYZ |
| 1,1-Dichloroethene | ND | | ug/L | 0.5 | 0.08 | 1 | 393079 | 01/21/26 | 01/21/26 | LYZ |
| Methylene Chloride | ND | | ug/L | 10 | 0.2 | 1 | 393079 | 01/21/26 | 01/21/26 | LYZ |
| 1,1-Dichloroethane | ND | | ug/L | 0.5 | 0.1 | 1 | 393079 | 01/21/26 | 01/21/26 | LYZ |
| cis-1,2-Dichloroethene | ND | | ug/L | 0.5 | 0.09 | 1 | 393079 | 01/21/26 | 01/21/26 | LYZ |
| 1,2-Dichloroethane | ND | | ug/L | 0.5 | 0.1 | 1 | 393079 | 01/21/26 | 01/21/26 | LYZ |
| Benzene | ND | | ug/L | 0.5 | 0.1 | 1 | 393079 | 01/21/26 | 01/21/26 | LYZ |
| Trichloroethene | ND | | ug/L | 0.5 | 0.1 | 1 | 393079 | 01/21/26 | 01/21/26 | LYZ |
| Tetrachloroethene | ND | | ug/L | 0.5 | 0.1 | 1 | 393079 | 01/21/26 | 01/21/26 | LYZ |
| 1,4-Dichlorobenzene | ND | | ug/L | 0.5 | 0.2 | 1 | 393079 | 01/21/26 | 01/21/26 | LYZ |
| **Surrogates** | | | | **Limits** | | | | | | |
| Dibromofluoromethane | 103% | | %REC | 70-130 | | 1 | 393079 | 01/21/26 | 01/21/26 | LYZ |
| 1,2-Dichloroethane-d4 | 114% | | %REC | 70-130 | | 1 | 393079 | 01/21/26 | 01/21/26 | LYZ |
| Toluene-d8 | 94% | | %REC | 70-130 | | 1 | 393079 | 01/21/26 | 01/21/26 | LYZ |
| Bromofluorobenzene | 97% | | %REC | 70-130 | | 1 | 393079 | 01/21/26 | 01/21/26 | LYZ |
| Method: EPA 8270C-SIM<br>Prep Method: EPA 3535 | | | | | | | | | | |
| 1,4-Dioxane | ND | | ug/L | 1.0 | 0.87 | 1 | 393419 | 01/23/26 | 01/27/26 | MSS |
| **Surrogates** | | | | **Limits** | | | | | | |
| 1,4-Dioxane-d8 (SUR) | 97% | | %REC | 80-120 | | 1 | 393419 | 01/23/26 | 01/27/26 | MSS |



Results for any subcontracted analyses are not included in this section.

ENTHALPY ANALYTICAL

# Analysis Results for 551124

| 551124-002 Analyte | Result | Qual | Units | RL | MDL | DF | Batch | Prepared | Analyzed | Chemist |
|---|---|---|---|---|---|---|---|---|---|---|
| Method: SM 4500-S2-D<br>Prep Method: METHOD | | | | | | | | | | |
| Sulfide | ND | | mg/L | 0.10 | | 1 | 393059 | 01/20/26 | 01/20/26 | TXC |
| Method: SM 5310B<br>Prep Method: SM 5310B | | | | | | | | | | |
| Total Organic Carbon | **1.9** | | mg/L | 1.0 | 0.49 | 1 | 393301 | 01/22/26 | 01/22/26 | BDR |
| Method: SM2320B<br>Prep Method: METHOD | | | | | | | | | | |
| Alkalinity, Bicarbonate, as CaCO3 | **160** | | mg/L | 3.3 | | 1.7 | 393295 | 01/27/26 | 01/27/26 | ARM |
| Alkalinity, Total as CaCO3 | **160** | | mg/L | 3.3 | | 1.7 | 393295 | 01/27/26 | 01/27/26 | ARM |
| Method: SM2540C<br>Prep Method: METHOD | | | | | | | | | | |
| Total Dissolved Solids | **1,300** | | mg/L | 20 | | 2 | 393048 | 01/20/26 | 01/22/26 | AAB |



Results for any subcontracted analyses are not included in this section.

ENTHALPY ANALYTICAL

# Analysis Results for 551124

| Sample ID: DW-15 | Lab ID: 551124-003 | Collected: 01/19/26 11:56 |
|---|---|---|
| | Matrix: Water | |

| 551124-003 Analyte | Result | Qual | Units | RL | MDL | DF | Batch | Prepared | Analyzed | Chemist |
|---|---|---|---|---|---|---|---|---|---|---|
| Method: EPA 300.0<br>Prep Method: METHOD | | | | | | | | | | |
| Fluoride | **0.081** | J | mg/L | 0.20 | 0.072 | 1 | 393028 | 01/20/26 13:07 | 01/20/26 20:02 | KUM |
| Chloride | **74** | | mg/L | 1.0 | 0.27 | 1 | 393028 | 01/20/26 13:07 | 01/20/26 20:02 | KUM |
| Bromide | **0.14** | J | mg/L | 0.30 | 0.060 | 1 | 393028 | 01/20/26 13:07 | 01/20/26 20:02 | KUM |
| Nitrogen, Nitrate | ND | | mg/L | 0.10 | 0.05 | 1 | 393028 | 01/20/26 13:07 | 01/20/26 20:02 | KUM |
| Sulfate | **1,500** | | mg/L | 20 | 4.9 | 20 | 393028 | 01/20/26 13:07 | 01/20/26 20:25 | KUM |
| Method: EPA 350.1<br>Prep Method: METHOD | | | | | | | | | | |
| Ammonia-N | **0.17** | | mg/L | 0.10 | 0.068 | 1 | 393823 | 01/28/26 | 01/29/26 | CKN |
| Method: EPA 410.4<br>Prep Method: EPA 410.4 | | | | | | | | | | |
| Chemical Oxygen Demand | ND | | mg/L | 4.0 | 2.0 | 1 | 393241 | 01/22/26 | 01/22/26 | ARM |
| Method: EPA 6010B<br>Prep Method: EPA 3015A | | | | | | | | | | |
| Boron | **0.22** | | mg/L | 0.050 | 0.0090 | 1 | 393036 | 01/20/26 | 01/20/26 | SBW |
| Calcium | **240** | | mg/L | 0.10 | 0.0095 | 1 | 393036 | 01/20/26 | 01/20/26 | SBW |
| Iron | **0.88** | | mg/L | 0.050 | 0.017 | 1 | 393036 | 01/20/26 | 01/20/26 | SBW |
| Magnesium | **34** | | mg/L | 0.10 | 0.017 | 1 | 393036 | 01/20/26 | 01/20/26 | SBW |
| Manganese | **0.62** | | mg/L | 0.010 | 0.00075 | 1 | 393036 | 01/20/26 | 01/20/26 | SBW |
| Potassium | **2.9** | | mg/L | 0.50 | 0.20 | 1 | 393036 | 01/20/26 | 01/20/26 | SBW |
| Sodium | **400** | | mg/L | 0.50 | 0.017 | 1 | 393036 | 01/20/26 | 01/20/26 | SBW |
| Method: EPA 8260B<br>Prep Method: EPA 5030B | | | | | | | | | | |
| Freon 12 | ND | | ug/L | 1.0 | 0.1 | 1 | 393079 | 01/21/26 | 01/21/26 | LYZ |
| Chloromethane | ND | | ug/L | 1.0 | 0.2 | 1 | 393079 | 01/21/26 | 01/21/26 | LYZ |
| Vinyl Chloride | ND | | ug/L | 0.5 | 0.1 | 1 | 393079 | 01/21/26 | 01/21/26 | LYZ |
| 1,1-Dichloroethene | ND | | ug/L | 0.5 | 0.08 | 1 | 393079 | 01/21/26 | 01/21/26 | LYZ |
| Methylene Chloride | ND | | ug/L | 10 | 0.2 | 1 | 393079 | 01/21/26 | 01/21/26 | LYZ |
| 1,1-Dichloroethane | ND | | ug/L | 0.5 | 0.1 | 1 | 393079 | 01/21/26 | 01/21/26 | LYZ |
| cis-1,2-Dichloroethene | ND | | ug/L | 0.5 | 0.09 | 1 | 393079 | 01/21/26 | 01/21/26 | LYZ |
| 1,2-Dichloroethane | ND | | ug/L | 0.5 | 0.1 | 1 | 393079 | 01/21/26 | 01/21/26 | LYZ |
| Benzene | ND | | ug/L | 0.5 | 0.1 | 1 | 393079 | 01/21/26 | 01/21/26 | LYZ |
| Trichloroethene | ND | | ug/L | 0.5 | 0.1 | 1 | 393079 | 01/21/26 | 01/21/26 | LYZ |
| Tetrachloroethene | ND | | ug/L | 0.5 | 0.1 | 1 | 393079 | 01/21/26 | 01/21/26 | LYZ |
| 1,4-Dichlorobenzene | ND | | ug/L | 0.5 | 0.2 | 1 | 393079 | 01/21/26 | 01/21/26 | LYZ |
| **Surrogates** | | | | **Limits** | | | | | | |
| Dibromofluoromethane | 105% | | %REC | 70-130 | | 1 | 393079 | 01/21/26 | 01/21/26 | LYZ |
| 1,2-Dichloroethane-d4 | 118% | | %REC | 70-130 | | 1 | 393079 | 01/21/26 | 01/21/26 | LYZ |
| Toluene-d8 | 92% | | %REC | 70-130 | | 1 | 393079 | 01/21/26 | 01/21/26 | LYZ |
| Bromofluorobenzene | 97% | | %REC | 70-130 | | 1 | 393079 | 01/21/26 | 01/21/26 | LYZ |
| Method: EPA 8270C-SIM<br>Prep Method: EPA 3535 | | | | | | | | | | |
| 1,4-Dioxane | ND | | ug/L | 1.0 | 0.87 | 1 | 393419 | 01/23/26 | 01/27/26 | MSS |
| **Surrogates** | | | | **Limits** | | | | | | |
| 1,4-Dioxane-d8 (SUR) | 95% | | %REC | 80-120 | | 1 | 393419 | 01/23/26 | 01/27/26 | MSS |



Results for any subcontracted analyses are not included in this section.

ENTHALPY ANALYTICAL

# Analysis Results for 551124

| 551124-003 Analyte | Result | Qual | Units | RL | MDL | DF | Batch | Prepared | Analyzed | Chemist |
|---|---|---|---|---|---|---|---|---|---|---|
| Method: SM 4500-S2-D<br>Prep Method: METHOD | | | | | | | | | | |
| Sulfide | ND | | mg/L | 0.10 | | 1 | 393059 | 01/20/26 | 01/20/26 | TXC |
| Method: SM 5310B<br>Prep Method: SM 5310B | | | | | | | | | | |
| Total Organic Carbon | **1.9** | | mg/L | 1.0 | 0.49 | 1 | 393301 | 01/22/26 | 01/22/26 | BDR |
| Method: SM2320B<br>Prep Method: METHOD | | | | | | | | | | |
| Alkalinity, Bicarbonate, as CaCO3 | **190** | | mg/L | 3.3 | | 1.7 | 393295 | 01/27/26 | 01/27/26 | ARM |
| Alkalinity, Total as CaCO3 | **190** | | mg/L | 3.3 | | 1.7 | 393295 | 01/27/26 | 01/27/26 | ARM |
| Method: SM2540C<br>Prep Method: METHOD | | | | | | | | | | |
| Total Dissolved Solids | **2,400** | | mg/L | 20 | | 2 | 393048 | 01/20/26 | 01/22/26 | AAB |



Results for any subcontracted analyses are not included in this section.

ENTHALPY ANALYTICAL

# Analysis Results for 551124

| Sample ID: DW-30 | Lab ID: 551124-004 | Collected: 01/19/26 12:54 |
|---|---|---|
| | Matrix: Water | |

| 551124-004 Analyte | Result | Qual | Units | RL | MDL | DF | Batch | Prepared | Analyzed | Chemist |
|---|---|---|---|---|---|---|---|---|---|---|
| Method: EPA 300.0<br>Prep Method: METHOD | | | | | | | | | | |
| Fluoride | **0.87** | | mg/L | 0.20 | 0.072 | 1 | 393028 | 01/20/26 13:07 | 01/20/26 20:48 | KUM |
| Chloride | **58** | | mg/L | 1.0 | 0.27 | 1 | 393028 | 01/20/26 13:07 | 01/20/26 20:48 | KUM |
| Bromide | **0.12** | J | mg/L | 0.30 | 0.060 | 1 | 393028 | 01/20/26 13:07 | 01/20/26 20:48 | KUM |
| Nitrogen, Nitrate | **0.25** | | mg/L | 0.10 | 0.05 | 1 | 393028 | 01/20/26 13:07 | 01/20/26 20:48 | KUM |
| Sulfate | **300** | | mg/L | 10 | 2.5 | 10 | 393028 | 01/20/26 13:07 | 01/20/26 21:10 | KUM |
| Method: EPA 350.1<br>Prep Method: METHOD | | | | | | | | | | |
| Ammonia-N | ND | | mg/L | 0.10 | 0.068 | 1 | 393823 | 01/28/26 | 01/29/26 | CKN |
| Method: EPA 410.4<br>Prep Method: EPA 410.4 | | | | | | | | | | |
| Chemical Oxygen Demand | ND | | mg/L | 4.0 | 2.0 | 1 | 393241 | 01/22/26 | 01/22/26 | ARM |
| Method: EPA 6010B<br>Prep Method: EPA 3015A | | | | | | | | | | |
| Boron | **0.20** | | mg/L | 0.050 | 0.0090 | 1 | 393036 | 01/20/26 | 01/20/26 | SBW |
| Calcium | **36** | | mg/L | 0.10 | 0.0095 | 1 | 393036 | 01/20/26 | 01/20/26 | SBW |
| Iron | **0.48** | | mg/L | 0.050 | 0.017 | 1 | 393036 | 01/20/26 | 01/20/26 | SBW |
| Magnesium | **5.8** | | mg/L | 0.10 | 0.017 | 1 | 393036 | 01/20/26 | 01/20/26 | SBW |
| Manganese | **0.028** | | mg/L | 0.010 | 0.00075 | 1 | 393036 | 01/20/26 | 01/20/26 | SBW |
| Potassium | **1.6** | | mg/L | 0.50 | 0.20 | 1 | 393036 | 01/20/26 | 01/20/26 | SBW |
| Sodium | **190** | | mg/L | 0.50 | 0.017 | 1 | 393036 | 01/20/26 | 01/20/26 | SBW |
| Method: EPA 8260B<br>Prep Method: EPA 5030B | | | | | | | | | | |
| Freon 12 | ND | | ug/L | 1.0 | 0.1 | 1 | 393079 | 01/21/26 | 01/21/26 | LYZ |
| Chloromethane | ND | | ug/L | 1.0 | 0.2 | 1 | 393079 | 01/21/26 | 01/21/26 | LYZ |
| Vinyl Chloride | ND | | ug/L | 0.5 | 0.1 | 1 | 393079 | 01/21/26 | 01/21/26 | LYZ |
| 1,1-Dichloroethene | ND | | ug/L | 0.5 | 0.08 | 1 | 393079 | 01/21/26 | 01/21/26 | LYZ |
| Methylene Chloride | ND | | ug/L | 10 | 0.2 | 1 | 393079 | 01/21/26 | 01/21/26 | LYZ |
| 1,1-Dichloroethane | ND | | ug/L | 0.5 | 0.1 | 1 | 393079 | 01/21/26 | 01/21/26 | LYZ |
| cis-1,2-Dichloroethene | ND | | ug/L | 0.5 | 0.09 | 1 | 393079 | 01/21/26 | 01/21/26 | LYZ |
| 1,2-Dichloroethane | ND | | ug/L | 0.5 | 0.1 | 1 | 393079 | 01/21/26 | 01/21/26 | LYZ |
| Benzene | ND | | ug/L | 0.5 | 0.1 | 1 | 393079 | 01/21/26 | 01/21/26 | LYZ |
| Trichloroethene | ND | | ug/L | 0.5 | 0.1 | 1 | 393079 | 01/21/26 | 01/21/26 | LYZ |
| Tetrachloroethene | **0.2** | J | ug/L | 0.5 | 0.1 | 1 | 393079 | 01/21/26 | 01/21/26 | LYZ |
| 1,4-Dichlorobenzene | ND | | ug/L | 0.5 | 0.2 | 1 | 393079 | 01/21/26 | 01/21/26 | LYZ |
| **Surrogates** | | | | **Limits** | | | | | | |
| Dibromofluoromethane | 103% | | %REC | 70-130 | | 1 | 393079 | 01/21/26 | 01/21/26 | LYZ |
| 1,2-Dichloroethane-d4 | 112% | | %REC | 70-130 | | 1 | 393079 | 01/21/26 | 01/21/26 | LYZ |
| Toluene-d8 | 95% | | %REC | 70-130 | | 1 | 393079 | 01/21/26 | 01/21/26 | LYZ |
| Bromofluorobenzene | 96% | | %REC | 70-130 | | 1 | 393079 | 01/21/26 | 01/21/26 | LYZ |
| Method: EPA 8270C-SIM<br>Prep Method: EPA 3535 | | | | | | | | | | |
| 1,4-Dioxane | ND | | ug/L | 1.0 | 0.87 | 1 | 393419 | 01/23/26 | 01/27/26 | MSS |
| **Surrogates** | | | | **Limits** | | | | | | |
| 1,4-Dioxane-d8 (SUR) | 94% | | %REC | 80-120 | | 1 | 393419 | 01/23/26 | 01/27/26 | MSS |



Results for any subcontracted analyses are not included in this section.

ENTHALPY ANALYTICAL

# Analysis Results for 551124

| 551124-004 Analyte | Result | Qual | Units | RL | MDL | DF | Batch | Prepared | Analyzed | Chemist |
|---|---|---|---|---|---|---|---|---|---|---|
| Method: SM 4500-S2-D<br>Prep Method: METHOD | | | | | | | | | | |
| Sulfide | ND | | mg/L | 0.10 | | 1 | 393059 | 01/20/26 | 01/20/26 | TXC |
| Method: SM 5310B<br>Prep Method: SM 5310B | | | | | | | | | | |
| Total Organic Carbon | **0.67** | J | mg/L | 1.0 | 0.49 | 1 | 393301 | 01/22/26 | 01/22/26 | BDR |
| Method: SM2320B<br>Prep Method: METHOD | | | | | | | | | | |
| Alkalinity, Bicarbonate, as CaCO3 | **190** | | mg/L | 3.3 | | 1.7 | 393295 | 01/27/26 | 01/27/26 | ARM |
| Alkalinity, Total as CaCO3 | **190** | | mg/L | 3.3 | | 1.7 | 393295 | 01/27/26 | 01/27/26 | ARM |
| Method: SM2540C<br>Prep Method: METHOD | | | | | | | | | | |
| Total Dissolved Solids | **770** | | mg/L | 20 | | 2 | 393048 | 01/20/26 | 01/22/26 | AAB |

**Sample ID: QCFB** **Lab ID: 551124-005** **Collected: 01/19/26 12:56**
**Matrix: Water**

| 551124-005 Analyte | Result | Qual | Units | RL | MDL | DF | Batch | Prepared | Analyzed | Chemist |
|---|---|---|---|---|---|---|---|---|---|---|
| Method: EPA 8260B<br>Prep Method: EPA 5030B | | | | | | | | | | |
| Freon 12 | ND | | ug/L | 1.0 | 0.1 | 1 | 393079 | 01/21/26 | 01/21/26 | LYZ |
| Chloromethane | ND | | ug/L | 1.0 | 0.2 | 1 | 393079 | 01/21/26 | 01/21/26 | LYZ |
| Vinyl Chloride | ND | | ug/L | 0.5 | 0.1 | 1 | 393079 | 01/21/26 | 01/21/26 | LYZ |
| 1,1-Dichloroethene | ND | | ug/L | 0.5 | 0.08 | 1 | 393079 | 01/21/26 | 01/21/26 | LYZ |
| Methylene Chloride | **0.3** | J | ug/L | 10 | 0.2 | 1 | 393079 | 01/21/26 | 01/21/26 | LYZ |
| 1,1-Dichloroethane | ND | | ug/L | 0.5 | 0.1 | 1 | 393079 | 01/21/26 | 01/21/26 | LYZ |
| cis-1,2-Dichloroethene | ND | | ug/L | 0.5 | 0.09 | 1 | 393079 | 01/21/26 | 01/21/26 | LYZ |
| 1,2-Dichloroethane | ND | | ug/L | 0.5 | 0.1 | 1 | 393079 | 01/21/26 | 01/21/26 | LYZ |
| Benzene | ND | | ug/L | 0.5 | 0.1 | 1 | 393079 | 01/21/26 | 01/21/26 | LYZ |
| Trichloroethene | ND | | ug/L | 0.5 | 0.1 | 1 | 393079 | 01/21/26 | 01/21/26 | LYZ |
| Tetrachloroethene | ND | | ug/L | 0.5 | 0.1 | 1 | 393079 | 01/21/26 | 01/21/26 | LYZ |
| 1,4-Dichlorobenzene | ND | | ug/L | 0.5 | 0.2 | 1 | 393079 | 01/21/26 | 01/21/26 | LYZ |
| **Surrogates** | | | | **Limits** | | | | | | |
| Dibromofluoromethane | 103% | | %REC | 70-130 | | 1 | 393079 | 01/21/26 | 01/21/26 | LYZ |
| 1,2-Dichloroethane-d4 | 114% | | %REC | 70-130 | | 1 | 393079 | 01/21/26 | 01/21/26 | LYZ |
| Toluene-d8 | 95% | | %REC | 70-130 | | 1 | 393079 | 01/21/26 | 01/21/26 | LYZ |
| Bromofluorobenzene | 99% | | %REC | 70-130 | | 1 | 393079 | 01/21/26 | 01/21/26 | LYZ |



Results for any subcontracted analyses are not included in this section.

ENTHALPY ANALYTICAL

# Analysis Results for 551124

| Sample ID: QCTB | Lab ID: 551124-006 | Collected: 01/19/26 |
|---|---|---|
| | Matrix: Water | |

| 551124-006 Analyte | Result | Qual | Units | RL | MDL | DF | Batch | Prepared | Analyzed | Chemist |
|---|---|---|---|---|---|---|---|---|---|---|
| Method: EPA 8260B<br>Prep Method: EPA 5030B | | | | | | | | | | |
| Freon 12 | ND | | ug/L | 1.0 | 0.1 | 1 | 393079 | 01/21/26 | 01/21/26 | LYZ |
| Chloromethane | ND | | ug/L | 1.0 | 0.2 | 1 | 393079 | 01/21/26 | 01/21/26 | LYZ |
| Vinyl Chloride | ND | | ug/L | 0.5 | 0.1 | 1 | 393079 | 01/21/26 | 01/21/26 | LYZ |
| 1,1-Dichloroethene | ND | | ug/L | 0.5 | 0.08 | 1 | 393079 | 01/21/26 | 01/21/26 | LYZ |
| Methylene Chloride | **0.3** | J | ug/L | 10 | 0.2 | 1 | 393079 | 01/21/26 | 01/21/26 | LYZ |
| 1,1-Dichloroethane | ND | | ug/L | 0.5 | 0.1 | 1 | 393079 | 01/21/26 | 01/21/26 | LYZ |
| cis-1,2-Dichloroethene | ND | | ug/L | 0.5 | 0.09 | 1 | 393079 | 01/21/26 | 01/21/26 | LYZ |
| 1,2-Dichloroethane | ND | | ug/L | 0.5 | 0.1 | 1 | 393079 | 01/21/26 | 01/21/26 | LYZ |
| Benzene | ND | | ug/L | 0.5 | 0.1 | 1 | 393079 | 01/21/26 | 01/21/26 | LYZ |
| Trichloroethene | ND | | ug/L | 0.5 | 0.1 | 1 | 393079 | 01/21/26 | 01/21/26 | LYZ |
| Tetrachloroethene | ND | | ug/L | 0.5 | 0.1 | 1 | 393079 | 01/21/26 | 01/21/26 | LYZ |
| 1,4-Dichlorobenzene | ND | | ug/L | 0.5 | 0.2 | 1 | 393079 | 01/21/26 | 01/21/26 | LYZ |
| **Surrogates** | | | | **Limits** | | | | | | |
| Dibromofluoromethane | 102% | | %REC | 70-130 | | 1 | 393079 | 01/21/26 | 01/21/26 | LYZ |
| 1,2-Dichloroethane-d4 | 111% | | %REC | 70-130 | | 1 | 393079 | 01/21/26 | 01/21/26 | LYZ |
| Toluene-d8 | 95% | | %REC | 70-130 | | 1 | 393079 | 01/21/26 | 01/21/26 | LYZ |
| Bromofluorobenzene | 96% | | %REC | 70-130 | | 1 | 393079 | 01/21/26 | 01/21/26 | LYZ |

J Estimated value
ND Not Detected



Results for any subcontracted analyses are not included in this section.

ENTHALPY ANALYTICAL

# Batch QC

| Type: Blank | Lab ID: QC1332494 | Batch: 393028 |
|---|---|---|
| Matrix: Water | Method: EPA 300.0 | Prep Method: METHOD |

| QC1332494 Analyte | Result | Qual | Units | RL | MDL | Prepared | Analyzed |
|---|---|---|---|---|---|---|---|
| Fluoride | ND | | mg/L | 0.20 | 0.072 | 01/20/26 13:07 | 01/20/26 14:41 |
| Chloride | ND | | mg/L | 1.0 | 0.27 | 01/20/26 13:07 | 01/20/26 14:41 |
| Bromide | ND | | mg/L | 0.30 | 0.060 | 01/20/26 13:07 | 01/20/26 14:41 |
| Nitrogen, Nitrate | ND | | mg/L | 0.10 | 0.05 | 01/20/26 13:07 | 01/20/26 14:41 |
| Sulfate | ND | | mg/L | 1.0 | 0.25 | 01/20/26 13:07 | 01/20/26 14:41 |

| Type: Lab Control Sample | Lab ID: QC1332495 | Batch: 393028 |
|---|---|---|
| Matrix: Water | Method: EPA 300.0 | Prep Method: METHOD |

| QC1332495 Analyte | Result | Spiked | Units | Recovery | Qual | Limits |
|---|---|---|---|---|---|---|
| Fluoride | 9.878 | 10.00 | mg/L | 99% | | 90-110 |
| Chloride | 46.69 | 50.00 | mg/L | 93% | | 90-110 |
| Bromide | 14.62 | 15.00 | mg/L | 97% | | 90-110 |
| Nitrogen, Nitrate | 4.359 | 4.518 | mg/L | 96% | | 90-110 |
| Sulfate | 24.43 | 25.00 | mg/L | 98% | | 90-110 |

| Type: Matrix Spike | Lab ID: QC1332496 | Batch: 393028 |
|---|---|---|
| Matrix (Source ID): Water (551131-001) | Method: EPA 300.0 | Prep Method: METHOD |

| QC1332496 Analyte | Result | Source Sample Result | Spiked | Units | Recovery | Qual | Limits | DF |
|---|---|---|---|---|---|---|---|---|
| Fluoride | 23.21 | 0.8402 | 20.00 | mg/L | 112% | | 80-129 | 1 |
| Chloride | 477.2 | 440.5 | 100.0 | mg/L | 37% | E,NM | 80-123 | 1 |
| Bromide | 16.83 | 0.8913 | 15.00 | mg/L | 106% | | 80-121 | 1 |
| Nitrogen, Nitrate | 27.96 | 19.15 | 9.036 | mg/L | 98% | E | 80-123 | 1 |
| Sulfate | 116.1 | 63.81 | 50.00 | mg/L | 105% | E | 79-124 | 1 |

| Type: Matrix Spike Duplicate | Lab ID: QC1332497 | Batch: 393028 |
|---|---|---|
| Matrix (Source ID): Water (551131-001) | Method: EPA 300.0 | Prep Method: METHOD |

| QC1332497 Analyte | Result | Source Sample Result | Spiked | Units | Recovery | Qual | Limits | RPD | RPD Lim | DF |
|---|---|---|---|---|---|---|---|---|---|---|
| Fluoride | 20.83 | 0.8402 | 20.00 | mg/L | 100% | | 80-129 | 11 | 21 | 1 |
| Chloride | 471.5 | 440.5 | 100.0 | mg/L | 31% | E,NM | 80-123 | | 20 | 1 |
| Bromide | 15.27 | 0.8913 | 15.00 | mg/L | 96% | | 80-121 | 10 | 20 | 1 |
| Nitrogen, Nitrate | 27.14 | 19.15 | 9.036 | mg/L | 88% | E | 80-123 | | 20 | 1 |
| Sulfate | 110.1 | 63.81 | 50.00 | mg/L | 92% | E | 79-124 | | 20 | 1 |

| Type: Blank | Lab ID: QC1335238 | Batch: 393823 |
|---|---|---|
| Matrix: Water | Method: EPA 350.1 | Prep Method: METHOD |

| QC1335238 Analyte | Result | Qual | Units | RL | MDL | Prepared | Analyzed |
|---|---|---|---|---|---|---|---|
| Ammonia-N | ND | | mg/L | 0.10 | 0.068 | 01/28/26 | 01/29/26 |

ENTHALPY ANALYTICAL

# Batch QC

| Type: | Lab Control Sample | Lab ID: | QC1335239 | Batch: | 393823 |
|---|---|---|---|---|---|
| Matrix: | Water | Method: | EPA 350.1 | Prep Method: | METHOD |

| QC1335239 Analyte | Result | Spiked | Units | Recovery | Qual | Limits |
|---|---|---|---|---|---|---|
| Ammonia-N | 1.025 | 1.000 | mg/L | 103% | | 90-110 |

| Type: | Matrix Spike | Lab ID: | QC1335243 | Batch: | 393823 |
|---|---|---|---|---|---|
| Matrix (Source ID): | Water (551124-001) | Method: | EPA 350.1 | Prep Method: | METHOD |

| QC1335243 Analyte | Result | Source Sample Result | Spiked | Units | Recovery | Qual | Limits | DF |
|---|---|---|---|---|---|---|---|---|
| Ammonia-N | 1.032 | ND | 1.000 | mg/L | 103% | | 90-110 | 1 |

| Type: | Matrix Spike Duplicate | Lab ID: | QC1335244 | Batch: | 393823 |
|---|---|---|---|---|---|
| Matrix (Source ID): | Water (551124-001) | Method: | EPA 350.1 | Prep Method: | METHOD |

| QC1335244 Analyte | Result | Source Sample Result | Spiked | Units | Recovery | Qual | Limits | RPD | RPD Lim | DF |
|---|---|---|---|---|---|---|---|---|---|---|
| Ammonia-N | 0.9073 | ND | 1.000 | mg/L | 91% | | 90-110 | 13 | 20 | 1 |

| Type: | Matrix Spike | Lab ID: | QC1335245 | Batch: | 393823 |
|---|---|---|---|---|---|
| Matrix (Source ID): | Water (551124-002) | Method: | EPA 350.1 | Prep Method: | METHOD |

| QC1335245 Analyte | Result | Source Sample Result | Spiked | Units | Recovery | Qual | Limits | DF |
|---|---|---|---|---|---|---|---|---|
| Ammonia-N | 1.003 | ND | 1.000 | mg/L | 100% | | 90-110 | 1 |

| Type: | Matrix Spike Duplicate | Lab ID: | QC1335246 | Batch: | 393823 |
|---|---|---|---|---|---|
| Matrix (Source ID): | Water (551124-002) | Method: | EPA 350.1 | Prep Method: | METHOD |

| QC1335246 Analyte | Result | Source Sample Result | Spiked | Units | Recovery | Qual | Limits | RPD | RPD Lim | DF |
|---|---|---|---|---|---|---|---|---|---|---|
| Ammonia-N | 1.021 | ND | 1.000 | mg/L | 102% | | 90-110 | 2 | 20 | 1 |

| Type: | Blank | Lab ID: | QC1333241 | Batch: | 393241 |
|---|---|---|---|---|---|
| Matrix: | Water | Method: | EPA 410.4 | Prep Method: | EPA 410.4 |

| QC1333241 Analyte | Result | Qual | Units | RL | MDL | Prepared | Analyzed |
|---|---|---|---|---|---|---|---|
| Chemical Oxygen Demand | ND | | mg/L | 4.0 | 2.0 | 01/22/26 | 01/22/26 |

| Type: | Lab Control Sample | Lab ID: | QC1333242 | Batch: | 393241 |
|---|---|---|---|---|---|
| Matrix: | Water | Method: | EPA 410.4 | Prep Method: | EPA 410.4 |

| QC1333242 Analyte | Result | Spiked | Units | Recovery | Qual | Limits |
|---|---|---|---|---|---|---|
| Chemical Oxygen Demand | 97.00 | 100.0 | mg/L | 97% | | 90-110 |

ENTHALPY ANALYTICAL

# Batch QC

| Type: | Matrix Spike | Lab ID: | QC1333243 | Batch: | 393241 |
|---|---|---|---|---|---|
| Matrix (Source ID): | Water (550965-001) | Method: | EPA 410.4 | Prep Method: | EPA 410.4 |

| QC1333243 Analyte | Result | Source Sample Result | Spiked | Units | Recovery | Qual | Limits | DF |
|---|---|---|---|---|---|---|---|---|
| Chemical Oxygen Demand | 110.0 | 23.00 | 100.0 | mg/L | 87% | | 75-125 | 2 |

| Type: | Matrix Spike Duplicate | Lab ID: | QC1333244 | Batch: | 393241 |
|---|---|---|---|---|---|
| Matrix (Source ID): | Water (550965-001) | Method: | EPA 410.4 | Prep Method: | EPA 410.4 |

| QC1333244 Analyte | Result | Source Sample Result | Spiked | Units | Recovery | Qual | Limits | RPD | RPD Lim | DF |
|---|---|---|---|---|---|---|---|---|---|---|
| Chemical Oxygen Demand | 108.0 | 23.00 | 100.0 | mg/L | 85% | | 75-125 | 2 | 20 | 2 |

| Type: | Matrix Spike | Lab ID: | QC1333245 | Batch: | 393241 |
|---|---|---|---|---|---|
| Matrix (Source ID): | Water (551124-001) | Method: | EPA 410.4 | Prep Method: | EPA 410.4 |

| QC1333245 Analyte | Result | Source Sample Result | Spiked | Units | Recovery | Qual | Limits | DF |
|---|---|---|---|---|---|---|---|---|
| Chemical Oxygen Demand | 92.00 | ND | 100.0 | mg/L | 92% | | 75-125 | 2 |

| Type: | Matrix Spike Duplicate | Lab ID: | QC1333246 | Batch: | 393241 |
|---|---|---|---|---|---|
| Matrix (Source ID): | Water (551124-001) | Method: | EPA 410.4 | Prep Method: | EPA 410.4 |

| QC1333246 Analyte | Result | Source Sample Result | Spiked | Units | Recovery | Qual | Limits | RPD | RPD Lim | DF |
|---|---|---|---|---|---|---|---|---|---|---|
| Chemical Oxygen Demand | 90.00 | ND | 100.0 | mg/L | 90% | | 75-125 | 2 | 20 | 2 |

| Type: | Blank | Lab ID: | QC1332520 | Batch: | 393036 |
|---|---|---|---|---|---|
| Matrix: | Water | Method: | EPA 6010B | Prep Method: | EPA 3015A |

| QC1332520 Analyte | Result | Qual | Units | RL | MDL | Prepared | Analyzed |
|---|---|---|---|---|---|---|---|
| Boron | ND | | mg/L | 0.050 | 0.0090 | 01/20/26 | 01/20/26 |
| Calcium | 0.030 | J | mg/L | 0.10 | 0.0095 | 01/20/26 | 01/20/26 |
| Iron | 0.024 | J | mg/L | 0.050 | 0.017 | 01/20/26 | 01/20/26 |
| Magnesium | ND | | mg/L | 0.10 | 0.017 | 01/20/26 | 01/20/26 |
| Manganese | ND | | mg/L | 0.010 | 0.00075 | 01/20/26 | 01/20/26 |
| Potassium | ND | | mg/L | 0.50 | 0.20 | 01/20/26 | 01/20/26 |
| Sodium | ND | | mg/L | 0.50 | 0.017 | 01/20/26 | 01/20/26 |

ENTHALPY ANALYTICAL

# Batch QC

| Type: | Lab Control Sample | Lab ID: | QC1332521 | Batch: | 393036 |
|---|---|---|---|---|---|
| Matrix: | Water | Method: | EPA 6010B | Prep Method: | EPA 3015A |

| QC1332521 Analyte | Result | Spiked | Units | Recovery | Qual | Limits |
|---|---|---|---|---|---|---|
| Boron | 0.3663 | 0.4000 | mg/L | 92% | | 80-120 |
| Calcium | 19.15 | 20.40 | mg/L | 94% | | 80-120 |
| Iron | 0.3859 | 0.4000 | mg/L | 96% | | 80-120 |
| Magnesium | 19.38 | 20.40 | mg/L | 95% | | 80-120 |
| Manganese | 0.3803 | 0.4000 | mg/L | 95% | | 80-120 |
| Potassium | 21.66 | 24.00 | mg/L | 90% | | 80-120 |
| Sodium | 18.30 | 20.40 | mg/L | 90% | | 80-120 |

| Type: | Matrix Spike | Lab ID: | QC1332522 | Batch: | 393036 |
|---|---|---|---|---|---|
| Matrix (Source ID): | Water (551183-001) | Method: | EPA 6010B | Prep Method: | EPA 3015A |

| QC1332522 Analyte | Result | Source Sample Result | Spiked | Units | Recovery | Qual | Limits | DF |
|---|---|---|---|---|---|---|---|---|
| Boron | 79.27 | 76.03 | 4.000 | mg/L | 81% | NM | 75-125 | 10 |
| Calcium | 6,276 | 6120 | 204.0 | mg/L | 76% | NM | 75-125 | 10 |
| Iron | 774.3 | 775.7 | 4.000 | mg/L | -37% | E,NM | 75-125 | 10 |
| Magnesium | 891.2 | 711.4 | 204.0 | mg/L | 88% | | 75-125 | 10 |
| Manganese | 40.03 | 36.63 | 4.000 | mg/L | 85% | NM | 75-125 | 10 |
| Potassium | 1,685 | 1464 | 240.0 | mg/L | 92% | NM | 75-125 | 10 |
| Sodium | 4,560 | 4412 | 204.0 | mg/L | 73% | NM | 75-125 | 10 |

| Type: | Matrix Spike Duplicate | Lab ID: | QC1332523 | Batch: | 393036 |
|---|---|---|---|---|---|
| Matrix (Source ID): | Water (551183-001) | Method: | EPA 6010B | Prep Method: | EPA 3015A |

| QC1332523 Analyte | Result | Source Sample Result | Spiked | Units | Recovery | Qual | Limits | RPD | RPD Lim | DF |
|---|---|---|---|---|---|---|---|---|---|---|
| Boron | 79.17 | 76.03 | 4.000 | mg/L | 79% | NM | 75-125 | 0 | 20 | 10 |
| Calcium | 6,248 | 6120 | 204.0 | mg/L | 63% | NM | 75-125 | 0 | 20 | 10 |
| Iron | 774.8 | 775.7 | 4.000 | mg/L | -22% | E,NM | 75-125 | | 22 | 10 |
| Magnesium | 889.4 | 711.4 | 204.0 | mg/L | 87% | | 75-125 | 0 | 20 | 10 |
| Manganese | 40.01 | 36.63 | 4.000 | mg/L | 84% | NM | 75-125 | 0 | 20 | 10 |
| Potassium | 1,677 | 1464 | 240.0 | mg/L | 89% | NM | 75-125 | 0 | 20 | 10 |
| Sodium | 4,548 | 4412 | 204.0 | mg/L | 67% | NM | 75-125 | 0 | 20 | 10 |

ENTHALPY ANALYTICAL

# Batch QC

| | | | | | |
|---|---|---|---|---|---|
| **Type:** | **Serial Dilution** | **Lab ID:** | **QC1332565** | **Batch:** | **393036** |
| **Matrix (Source ID):** | **Water (551183-001)** | **Method:** | **EPA 6010B** | **Prep Method:** | **EPA 3015A** |

| QC1332565 Analyte | Result | Source Sample Result | Units | Qual | RPD | RPD Lim | DF |
|---|---|---|---|---|---|---|---|
| Boron | 76.95 | 76.03 | mg/L | | | | 50 |
| Calcium | 6,443 | 6120 | mg/L | | | | 50 |
| Iron | 834.0 | 775.7 | mg/L | | | | 50 |
| Magnesium | 744.6 | 711.4 | mg/L | | | | 50 |
| Manganese | 38.01 | 36.63 | mg/L | | | | 50 |
| Potassium | 1,415 | 1464 | mg/L | | | | 50 |
| Sodium | 4,491 | 4412 | mg/L | | | | 50 |

| | | | | | |
|---|---|---|---|---|---|
| **Type:** | **Lab Control Sample** | **Lab ID:** | **QC1332634** | **Batch:** | **393079** |
| **Matrix:** | **Water** | **Method:** | **EPA 8260B** | **Prep Method:** | **EPA 5030B** |

| QC1332634 Analyte | Result | Spiked | Units | Recovery | Qual | Limits |
|---|---|---|---|---|---|---|
| 1,1-Dichloroethene | 49.01 | 50.00 | ug/L | 98% | | 69-128 |
| MTBE | 53.78 | 50.00 | ug/L | 108% | | 66-125 |
| Benzene | 52.31 | 50.00 | ug/L | 105% | | 76-121 |
| Trichloroethene | 46.04 | 50.00 | ug/L | 92% | | 76-124 |
| Toluene | 47.68 | 50.00 | ug/L | 95% | | 76-120 |
| Chlorobenzene | 47.89 | 50.00 | ug/L | 96% | | 78-120 |
| **Surrogates** | | | | | | |
| Dibromofluoromethane | 51.70 | 50.00 | ug/L | 103% | | 70-130 |
| 1,2-Dichloroethane-d4 | 57.24 | 50.00 | ug/L | 114% | | 70-130 |
| Toluene-d8 | 47.73 | 50.00 | ug/L | 95% | | 70-130 |
| Bromofluorobenzene | 48.80 | 50.00 | ug/L | 98% | | 70-130 |

| | | | | | |
|---|---|---|---|---|---|
| **Type:** | **Lab Control Sample Duplicate** | **Lab ID:** | **QC1332635** | **Batch:** | **393079** |
| **Matrix:** | **Water** | **Method:** | **EPA 8260B** | **Prep Method:** | **EPA 5030B** |

| QC1332635 Analyte | Result | Spiked | Units | Recovery | Qual | Limits | RPD | RPD Lim |
|---|---|---|---|---|---|---|---|---|
| 1,1-Dichloroethene | 46.99 | 50.00 | ug/L | 94% | | 69-128 | 4 | 23 |
| MTBE | 52.13 | 50.00 | ug/L | 104% | | 66-125 | 3 | 22 |
| Benzene | 50.65 | 50.00 | ug/L | 101% | | 76-121 | 3 | 21 |
| Trichloroethene | 45.96 | 50.00 | ug/L | 92% | | 76-124 | 0 | 22 |
| Toluene | 47.34 | 50.00 | ug/L | 95% | | 76-120 | 1 | 21 |
| Chlorobenzene | 47.76 | 50.00 | ug/L | 96% | | 78-120 | 0 | 20 |
| **Surrogates** | | | | | | | | |
| Dibromofluoromethane | 51.89 | 50.00 | ug/L | 104% | | 70-130 | | |
| 1,2-Dichloroethane-d4 | 53.60 | 50.00 | ug/L | 107% | | 70-130 | | |
| Toluene-d8 | 49.88 | 50.00 | ug/L | 100% | | 70-130 | | |
| Bromofluorobenzene | 49.10 | 50.00 | ug/L | 98% | | 70-130 | | |

ENTHALPY ANALYTICAL

# Batch QC

| Type: | Matrix Spike | Lab ID: | QC1332636 | Batch: | 393079 |
|---|---|---|---|---|---|
| Matrix (Source ID): | Water (551124-001) | Method: | EPA 8260B | Prep Method: | EPA 5030B |

| QC1332636 Analyte | Result | Source Sample Result | Spiked | Units | Recovery | Qual | Limits | DF |
|---|---|---|---|---|---|---|---|---|
| 1,1-Dichloroethene | 19.69 | ND | 20.00 | ug/L | 98% | | 62-131 | 1 |
| MTBE | 22.57 | ND | 20.00 | ug/L | 113% | | 61-124 | 1 |
| Benzene | 21.55 | ND | 20.00 | ug/L | 108% | | 70-123 | 1 |
| Trichloroethene | 19.51 | ND | 20.00 | ug/L | 98% | | 65-131 | 1 |
| Toluene | 19.84 | ND | 20.00 | ug/L | 99% | | 69-120 | 1 |
| Chlorobenzene | 20.19 | ND | 20.00 | ug/L | 101% | | 72-121 | 1 |
| **Surrogates** | | | | | | | | |
| Dibromofluoromethane | 50.71 | | 50.00 | ug/L | 101% | | 70-130 | 1 |
| 1,2-Dichloroethane-d4 | 57.29 | | 50.00 | ug/L | 115% | | 70-130 | 1 |
| Toluene-d8 | 46.88 | | 50.00 | ug/L | 94% | | 70-130 | 1 |
| Bromofluorobenzene | 49.49 | | 50.00 | ug/L | 99% | | 70-130 | 1 |

| Type: | Matrix Spike Duplicate | Lab ID: | QC1332637 | Batch: | 393079 |
|---|---|---|---|---|---|
| Matrix (Source ID): | Water (551124-001) | Method: | EPA 8260B | Prep Method: | EPA 5030B |

| QC1332637 Analyte | Result | Source Sample Result | Spiked | Units | Recovery | Qual | Limits | RPD | RPD Lim | DF |
|---|---|---|---|---|---|---|---|---|---|---|
| 1,1-Dichloroethene | 19.80 | ND | 20.00 | ug/L | 99% | | 62-131 | 1 | 31 | 1 |
| MTBE | 22.39 | ND | 20.00 | ug/L | 112% | | 61-124 | 1 | 30 | 1 |
| Benzene | 21.94 | ND | 20.00 | ug/L | 110% | | 70-123 | 2 | 31 | 1 |
| Trichloroethene | 20.66 | ND | 20.00 | ug/L | 103% | | 65-131 | 6 | 31 | 1 |
| Toluene | 20.48 | ND | 20.00 | ug/L | 102% | | 69-120 | 3 | 29 | 1 |
| Chlorobenzene | 21.17 | ND | 20.00 | ug/L | 106% | | 72-121 | 5 | 29 | 1 |
| **Surrogates** | | | | | | | | | | |
| Dibromofluoromethane | 51.00 | | 50.00 | ug/L | 102% | | 70-130 | | | 1 |
| 1,2-Dichloroethane-d4 | 55.38 | | 50.00 | ug/L | 111% | | 70-130 | | | 1 |
| Toluene-d8 | 47.85 | | 50.00 | ug/L | 96% | | 70-130 | | | 1 |
| Bromofluorobenzene | 48.88 | | 50.00 | ug/L | 98% | | 70-130 | | | 1 |

ENTHALPY ANALYTICAL

# Batch QC

| Type: Blank | Lab ID: QC1332639 | Batch: 393079 |
|---|---|---|
| Matrix: Water | Method: EPA 8260B | Prep Method: EPA 5030B |

| QC1332639 Analyte | Result | Qual | Units | RL | MDL | Prepared | Analyzed |
|---|---|---|---|---|---|---|---|
| Freon 12 | ND | | ug/L | 1.0 | 0.1 | 01/20/26 | 01/20/26 |
| Chloromethane | ND | | ug/L | 1.0 | 0.2 | 01/20/26 | 01/20/26 |
| Vinyl Chloride | ND | | ug/L | 0.5 | 0.1 | 01/20/26 | 01/20/26 |
| 1,1-Dichloroethene | ND | | ug/L | 0.5 | 0.08 | 01/20/26 | 01/20/26 |
| Methylene Chloride | ND | | ug/L | 10 | 0.2 | 01/20/26 | 01/20/26 |
| 1,1-Dichloroethane | ND | | ug/L | 0.5 | 0.1 | 01/20/26 | 01/20/26 |
| cis-1,2-Dichloroethene | ND | | ug/L | 0.5 | 0.09 | 01/20/26 | 01/20/26 |
| 1,2-Dichloroethane | ND | | ug/L | 0.5 | 0.1 | 01/20/26 | 01/20/26 |
| Benzene | ND | | ug/L | 0.5 | 0.1 | 01/20/26 | 01/20/26 |
| Trichloroethene | ND | | ug/L | 0.5 | 0.1 | 01/20/26 | 01/20/26 |
| Tetrachloroethene | ND | | ug/L | 0.5 | 0.1 | 01/20/26 | 01/20/26 |
| 1,4-Dichlorobenzene | ND | | ug/L | 0.5 | 0.2 | 01/20/26 | 01/20/26 |
| **Surrogates** | | | | **Limits** | | | |
| Dibromofluoromethane | 102% | | %REC | 70-130 | | 01/20/26 | 01/20/26 |
| 1,2-Dichloroethane-d4 | 110% | | %REC | 70-130 | | 01/20/26 | 01/20/26 |
| Toluene-d8 | 96% | | %REC | 70-130 | | 01/20/26 | 01/20/26 |
| Bromofluorobenzene | 100% | | %REC | 70-130 | | 01/20/26 | 01/20/26 |

| Type: Blank | Lab ID: QC1333855 | Batch: 393419 |
|---|---|---|
| Matrix: Water | Method: EPA 8270C-SIM | Prep Method: EPA 3535 |

| QC1333855 Analyte | Result | Qual | Units | RL | MDL | Prepared | Analyzed |
|---|---|---|---|---|---|---|---|
| 1,4-Dioxane | ND | | ug/L | 1.0 | 0.87 | 01/23/26 | 01/26/26 |
| **Surrogates** | | | | **Limits** | | | |
| 1,4-Dioxane-d8 (SUR) | 98% | | %REC | 80-120 | | 01/23/26 | 01/26/26 |

| Type: Lab Control Sample | Lab ID: QC1333856 | Batch: 393419 |
|---|---|---|
| Matrix: Water | Method: EPA 8270C-SIM | Prep Method: EPA 3535 |

| QC1333856 Analyte | Result | Spiked | Units | Recovery | Qual | Limits |
|---|---|---|---|---|---|---|
| 1,4-Dioxane | 10.93 | 10.00 | ug/L | 109% | | 79-120 |
| **Surrogates** | | | | | | |
| 1,4-Dioxane-d8 (SUR) | 9.911 | 10.00 | ug/L | 99% | | 80-120 |

| Type: Lab Control Sample Duplicate | Lab ID: QC1333857 | Batch: 393419 |
|---|---|---|
| Matrix: Water | Method: EPA 8270C-SIM | Prep Method: EPA 3535 |

| QC1333857 Analyte | Result | Spiked | Units | Recovery | Qual | Limits | RPD | RPD Lim |
|---|---|---|---|---|---|---|---|---|
| 1,4-Dioxane | 10.10 | 10.00 | ug/L | 101% | | 79-120 | 8 | 20 |
| **Surrogates** | | | | | | | | |
| 1,4-Dioxane-d8 (SUR) | 9.851 | 10.00 | ug/L | 99% | | 80-120 | | |

ENTHALPY ANALYTICAL

# Batch QC

| Type: Blank | Lab ID: QC1332591 | Batch: 393059 |
|---|---|---|
| Matrix: Water | Method: SM 4500-S2-D | Prep Method: METHOD |

| QC1332591 Analyte | Result | Qual | Units | RL | MDL | Prepared | Analyzed |
|---|---|---|---|---|---|---|---|
| Sulfide | ND | | mg/L | 0.10 | | 01/20/26 | 01/20/26 |

| Type: Lab Control Sample | Lab ID: QC1332592 | Batch: 393059 |
|---|---|---|
| Matrix: Water | Method: SM 4500-S2-D | Prep Method: METHOD |

| QC1332592 Analyte | Result | Spiked | Units | Recovery | Qual | Limits |
|---|---|---|---|---|---|---|
| Sulfide | 0.9000 | 1.000 | mg/L | 90% | | 90-110 |

| Type: Matrix Spike | Lab ID: QC1332641 | Batch: 393059 |
|---|---|---|
| Matrix (Source ID): Water (551103-001) | Method: SM 4500-S2-D | Prep Method: METHOD |

| QC1332641 Analyte | Result | Source Sample Result | Spiked | Units | Recovery | Qual | Limits | DF |
|---|---|---|---|---|---|---|---|---|
| Sulfide | 0.9000 | ND | 1.000 | mg/L | 90% | | 80-120 | 1 |

| Type: Matrix Spike Duplicate | Lab ID: QC1332642 | Batch: 393059 |
|---|---|---|
| Matrix (Source ID): Water (551103-001) | Method: SM 4500-S2-D | Prep Method: METHOD |

| QC1332642 Analyte | Result | Source Sample Result | Spiked | Units | Recovery | Qual | Limits | RPD | RPD Lim | DF |
|---|---|---|---|---|---|---|---|---|---|---|
| Sulfide | 0.9000 | ND | 1.000 | mg/L | 90% | | 80-120 | 0 | 20 | 1 |

| Type: Blank | Lab ID: QC1333432 | Batch: 393301 |
|---|---|---|
| Matrix: Water | Method: SM 5310B | Prep Method: SM 5310B |

| QC1333432 Analyte | Result | Qual | Units | RL | MDL | Prepared | Analyzed |
|---|---|---|---|---|---|---|---|
| Total Organic Carbon | ND | | mg/L | 1.0 | 0.49 | 01/22/26 | 01/22/26 |

| Type: Lab Control Sample | Lab ID: QC1333433 | Batch: 393301 |
|---|---|---|
| Matrix: Water | Method: SM 5310B | Prep Method: SM 5310B |

| QC1333433 Analyte | Result | Spiked | Units | Recovery | Qual | Limits |
|---|---|---|---|---|---|---|
| Total Organic Carbon | 23.41 | 25.00 | mg/L | 94% | | 85-115 |

| Type: Matrix Spike | Lab ID: QC1333434 | Batch: 393301 |
|---|---|---|
| Matrix (Source ID): Water (551124-001) | Method: SM 5310B | Prep Method: SM 5310B |

| QC1333434 Analyte | Result | Source Sample Result | Spiked | Units | Recovery | Qual | Limits | DF |
|---|---|---|---|---|---|---|---|---|
| Total Organic Carbon | 27.93 | 0.8952 | 25.00 | mg/L | 108% | | 75-125 | 1 |

ENTHALPY ANALYTICAL

# Batch QC

| Type: | Matrix Spike Duplicate | Lab ID: | QC1333435 | Batch: | 393301 |
|---|---|---|---|---|---|
| Matrix (Source ID): | Water (551124-001) | Method: | SM 5310B | Prep Method: | SM 5310B |

| QC1333435 Analyte | Result | Source Sample Result | Spiked | Units | Recovery | Qual | Limits | RPD | RPD Lim | DF |
|---|---|---|---|---|---|---|---|---|---|---|
| Total Organic Carbon | 26.01 | 0.8952 | 25.00 | mg/L | 100% | | 75-125 | 7 | 25 | 1 |

| Type: | Blank | Lab ID: | QC1333415 | Batch: | 393295 |
|---|---|---|---|---|---|
| Matrix: | Water | Method: | SM2320B | Prep Method: | METHOD |

| QC1333415 Analyte | Result | Qual | Units | RL | MDL | Prepared | Analyzed |
|---|---|---|---|---|---|---|---|
| Alkalinity, Bicarbonate, as CaCO3 | ND | | mg/L | 2.0 | | 01/27/26 | 01/27/26 |
| Alkalinity, Total as CaCO3 | ND | | mg/L | 2.0 | | 01/27/26 | 01/27/26 |

| Type: | Lab Control Sample | Lab ID: | QC1333416 | Batch: | 393295 |
|---|---|---|---|---|---|
| Matrix: | Water | Method: | SM2320B | Prep Method: | METHOD |

| QC1333416 Analyte | Result | Spiked | Units | Recovery | Qual | Limits |
|---|---|---|---|---|---|---|
| Alkalinity, Total as CaCO3 | 95.26 | 100.0 | mg/L | 95% | | 90-110 |

| Type: | Sample Duplicate | Lab ID: | QC1333417 | Batch: | 393295 |
|---|---|---|---|---|---|
| Matrix (Source ID): | Water (551124-001) | Method: | SM2320B | Prep Method: | METHOD |

| QC1333417 Analyte | Result | Source Sample Result | Units | Qual | RPD | RPD Lim | DF |
|---|---|---|---|---|---|---|---|
| Alkalinity, Bicarbonate, as CaCO3 | 141.0 | 143.4 | mg/L | | 2 | 20 | 2.5 |
| Alkalinity, Total as CaCO3 | 141.0 | 143.4 | mg/L | | 2 | 20 | 2.5 |

| Type: | Blank | Lab ID: | QC1332566 | Batch: | 393048 |
|---|---|---|---|---|---|
| Matrix: | Water | Method: | SM2540C | Prep Method: | METHOD |

| QC1332566 Analyte | Result | Qual | Units | RL | MDL | Prepared | Analyzed |
|---|---|---|---|---|---|---|---|
| Total Dissolved Solids | ND | | mg/L | 20 | | 01/20/26 | 01/22/26 |

| Type: | Lab Control Sample | Lab ID: | QC1332567 | Batch: | 393048 |
|---|---|---|---|---|---|
| Matrix: | Water | Method: | SM2540C | Prep Method: | METHOD |

| QC1332567 Analyte | Result | Spiked | Units | Recovery | Qual | Limits |
|---|---|---|---|---|---|---|
| Total Dissolved Solids | 1,010 | 1000 | mg/L | 101% | | 90-110 |

| Type: | Sample Duplicate | Lab ID: | QC1332569 | Batch: | 393048 |
|---|---|---|---|---|---|
| Matrix (Source ID): | Water (551068-002) | Method: | SM2540C | Prep Method: | METHOD |

| QC1332569 Analyte | Result | Source Sample Result | Units | Qual | RPD | RPD Lim | DF |
|---|---|---|---|---|---|---|---|
| Total Dissolved Solids | 23,360 | 23300 | mg/L | | 0 | 5 | 20 |

# Batch QC

| | | | | | |
|---|---|---|---|---|---|
| **Type:** | **Sample Duplicate** | **Lab ID:** | **QC1332572** | **Batch:** | **393048** |
| **Matrix (Source ID):** | **Water (551139-004)** | **Method:** | **SM2540C** | **Prep Method:** | **METHOD** |

| QC1332572 Analyte | Result | Source Sample Result | Units | Qual | RPD | RPD Lim | DF |
|---|---|---|---|---|---|---|---|
| Total Dissolved Solids | 6,360 | 6370 | mg/L | | 0 | 5 | 10 |

E Response exceeds instrument's linear range
J Estimated value
ND Not Detected
NM Not Meaningful

**Laboratory Job Number 551124**

**Subcontracted Products**

**McCampbell Analytical, Inc.**

# McCampbell Analytical, Inc.

*"When Quality Counts"*

# Analytical Report

**WorkOrder:** 2601A68

**Report Created for:** Enthalpy Analytical

931 West Barkley Avenue
Orange, CA 92868

**Project Contact:** David Tripp
**Project P.O.:** 079649
**Project:** EO-551124

**Project Location:**
**Project Received:** 01/20/2026

Analytical Report reviewed & approved for release on 01/27/2026 by:

Yen Cao

Yen Cao
Project Manager

***McCampbell Analytical Inc. is not accredited for all the testing in this report. The report shall not be reproduced except in full, without the written approval of the laboratory. The analytical results relate only to the items tested.***

1534 Willow Pass Rd. Pittsburg, CA 94565 ♦ TEL: (877) 252-9262 ♦ FAX: (925) 252-9269 ♦ www.mccampbell.com

McCampbell Analytical, Inc.
*"When Quality Counts"*

1534 Willow Pass Road, Pittsburg, CA 94565-1701
Toll Free Telephone: (877) 252-9262 / Fax: (925) 252-9269
http://www.mccampbell.com / E-mail: main@mccampbell.com

# Glossary of Terms & Qualifier Definitions

**Client:** Enthalpy Analytical **WorkOrder:** 2601A68

**Project:** EO-551124

## Glossary Abbreviation

| | |
|---|---|
| %D | Serial Dilution Percent Difference |
| 95% Interval | 95% Confident Interval |
| CCV | Continuing Calibration Verification. |
| CCV REC (%) | % recovery of Continuing Calibration Verification. |
| CPT | Consumer Product Testing not NELAP Accredited |
| DF | Dilution Factor |
| DI WET | (DISTLC) Waste Extraction Test using DI water |
| DISS | Dissolved (direct analysis of 0.45 µm filtered and acidified water sample) |
| DLT | Dilution Test (Serial Dilution) |
| DUP | Duplicate |
| EDL | Estimated Detection Limit |
| ERS | External reference sample. Second source calibration verification. |
| ITEF | International Toxicity Equivalence Factor |
| LCS | Laboratory Control Sample |
| LCS2 | Second LCS for the batch. Spike level is lower than that for the first LCS; applicable to method 1633. |
| LQL | Lowest Quantitation Level |
| MB | Method Blank |
| MB IS/SS % Rec | % Recovery of Internal Standard or Surrogate in Method Blank, if applicable |
| MB SS % Rec | % Recovery of Surrogate in Method Blank, if applicable |
| MDL | Method Detection Limit [1] |
| ML | Minimum Level of Quantitation |
| MS | Matrix Spike |
| MSD | Matrix Spike Duplicate |
| NA | Not Applicable |
| ND | Not detected at or above the indicated MDL or RL. |
| NR | Data Not Reported due to matrix interference or insufficient sample amount. |
| PDS | Post Digestion Spike |
| PF | Prep Factor |
| RD | Relative Difference |
| RL | Reporting Limit [2] |
| RPD | Relative Percent Difference |
| RRT | Relative Retention Time |
| RSD | Relative Standard Deviation |
| SNR | Surrogate is diluted out of the calibration range |

[1] MDL is the minimum measured concentration of a substance that can be reported with 99% confidence that the measured concentration is distinguishable from method blank results. Definition and Procedure for the Determination of the Method Detection Limit, Revision 2, 40CFR, Part 136, Appendix B, EPA 821-R-16-006, December 2016. Values are based upon our default extraction volume/amount and are subject to change.

[2] RL is the lowest level that can be reliably determined within specified limits of precision and accuracy during routine laboratory operating conditions. (The RL cannot be lower than the lowest calibration standard used in the initial calibration of the instrument and must be greater than the MDL.) Values are based upon our default extraction volume/amount and are subject to change.

McCampbell Analytical, Inc.
*"When Quality Counts"*

1534 Willow Pass Road, Pittsburg, CA 94565-1701
Toll Free Telephone: (877) 252-9262 / Fax: (925) 252-9269
http://www.mccampbell.com / E-mail: main@mccampbell.com

# Glossary of Terms & Qualifier Definitions

**Client:** Enthalpy Analytical **WorkOrder:** 2601A68

**Project:** EO-551124

| | |
|---|---|
| SPK Val | Spike Value |
| SPKRef Val | Spike Reference Value |
| SPLP | Synthetic Precipitation Leachate Procedure |
| ST | Sorbent Tube |
| TCLP | Toxicity Characteristic Leachate Procedure |
| TEQ | Toxicity Equivalents |
| TNTC | “Too Numerous to Count;” greater than 250 colonies observed on the plate. |
| TPH-Diesel | Sample results for semi-volatile TPH (diesel, kerosene, oil, etc) were calculated using a background subtraction procedure to correct for instrument baseline rise (column bleed) as described in Sec 7.7.2.2 of EPA 8015 B, C. |
| TZA | TimeZone Net Adjustment for sample collected outside of MAI's Coordinated Universal Time (UTC). (Adjustment for Daylight Saving is not accounted.) |
| WET (STLC) | Waste Extraction Test (Soluble Threshold Limit Concentration) |

McCampbell Analytical, Inc.
*"When Quality Counts"*

1534 Willow Pass Road, Pittsburg, CA 94565-1701
Toll Free Telephone: (877) 252-9262 / Fax: (925) 252-9269
http://www.mccampbell.com / E-mail: main@mccampbell.com

# Analytical Report

| | | | |
|---|---|---|---|
| **Client:** | Enthalpy Analytical | **WorkOrder:** | 2601A68 |
| **Date Received:** | 01/20/2026 10:33 | **Extraction Method:** | RSK175 |
| **Date Prepared:** | 01/21/2026 | **Analytical Method:** | RSK175 |
| **Project:** | EO-551124 | **Unit:** | µg/L |

## Dissolved Carbon Dioxide by RSK 175

| Client ID | Lab ID | Matrix | Date Collected | Instrument FileID | Batch ID |
|---|---|---|---|---|---|
| DW-17 | 2601A68-001A | Water | 01/19/2026 09:11 | GC26 0121261007.D | 334106 |

| Analytes | Result | MDL | RL | DF | Date Analyzed |
|---|---|---|---|---|---|
| Carbon Dioxide | **540** | 50 | 50 | 1 | 01/21/2026 13:59 |

Analyst(s): CLO

| Client ID | Lab ID | Matrix | Date Collected | Instrument FileID | Batch ID |
|---|---|---|---|---|---|
| DW-9 | 2601A68-002A | Water | 01/19/2026 10:44 | GC26 0121261008.D | 334106 |

| Analytes | Result | MDL | RL | DF | Date Analyzed |
|---|---|---|---|---|---|
| Carbon Dioxide | **990** | 50 | 50 | 1 | 01/21/2026 14:32 |

Analyst(s): CLO

| Client ID | Lab ID | Matrix | Date Collected | Instrument FileID | Batch ID |
|---|---|---|---|---|---|
| DW-15 | 2601A68-003A | Water | 01/19/2026 10:56 | GC26 0121261009.D | 334106 |

| Analytes | Result | MDL | RL | DF | Date Analyzed |
|---|---|---|---|---|---|
| Carbon Dioxide | **11,000** | 500 | 500 | 10 | 01/21/2026 15:16 |

Analyst(s): CLO

*(Cont.)*

McCampbell Analytical, Inc.
*"When Quality Counts"*

1534 Willow Pass Road, Pittsburg, CA 94565-1701
Toll Free Telephone: (877) 252-9262 / Fax: (925) 252-9269
http://www.mccampbell.com / E-mail: main@mccampbell.com

# Analytical Report

| | | | |
|---|---|---|---|
| **Client:** | Enthalpy Analytical | **WorkOrder:** | 2601A68 |
| **Date Received:** | 01/20/2026 10:33 | **Extraction Method:** | RSK175 |
| **Date Prepared:** | 01/21/2026 | **Analytical Method:** | RSK175 |
| **Project:** | EO-551124 | **Unit:** | µg/L |

## Dissolved Carbon Dioxide by RSK 175

| Client ID | Lab ID | Matrix | Date Collected | Instrument FileID | Batch ID |
|---|---|---|---|---|---|
| DW-30 | 2601A68-004A | Water | 01/19/2026 12:54 | GC26 0121261010.D | 334106 |

| Analytes | Result | MDL | RL | DF | Date Analyzed |
|---|---|---|---|---|---|
| Carbon Dioxide | **3000** | 200 | 200 | 4 | 01/21/2026 15:50 |

Analyst(s): CLO

McCampbell Analytical, Inc.
*"When Quality Counts"*

1534 Willow Pass Road, Pittsburg, CA 94565-1701
Toll Free Telephone: (877) 252-9262 / Fax: (925) 252-9269
http://www.mccampbell.com / E-mail: main@mccampbell.com

# Quality Control Report

| | | | |
|---|---|---|---|
| **Client:** | Enthalpy Analytical | **WorkOrder:** | 2601A68 |
| **Date Prepared:** | 01/21/2026 | **BatchID:** | 334106 |
| **Date Analyzed:** | 01/21/2026 | **Extraction Method:** | RSK175 |
| **Instrument:** | GC26 | **Analytical Method:** | RSK175 |
| **Matrix:** | Water | **Unit:** | µg/L |
| **Project:** | EO-551124 | **Sample ID:** | MB/LCS/LCSD-334106 |

## QC Summary Report for RSK175

| Analyte | MB Result | MDL | RL | | | |
|---|---|---|---|---|---|---|
| Carbon Dioxide | ND | 50 | 50 | - | - | - |

| Analyte | LCS Result | LCSD Result | SPK Val | LCS %REC | LCSD %REC | LCS/LCSD Limits | RPD | RPD Limit |
|---|---|---|---|---|---|---|---|---|
| Carbon Dioxide | 180 | 150 | 187.2 | 94 | 82 | 70-130 | 12.6 | 30 |

McCampbell Analytical, Inc.
1534 Willow Pass Rd
Pittsburg, CA 94565-1701
(925) 252-9262

# CHAIN-OF-CUSTODY RECORD



**WorkOrder: 2601A68** **ClientCode: ENO** **QuoteID: 262776**

☐ WaterTrax ☐ CLIP ☐ EDF ☑ EQuIS ☑ Dry-Weight ☑ Email ☐ HardCopy ☐ ThirdParty ☑ J-flag
☑ Detection Summary ☑ **Excel** [A1_Standard _QC]

Report to:
David Tripp
Enthalpy Analytical
931 West Barkley Avenue
Orange, CA 92868
657-581-4710 FAX:

Email: david.tripp@enthalpy.com
cc/3rd Party: incomingreports@enthalpy.com;
PO: 079649
Project: EO-551124

Bill to:
Accounts Payable/Enthalpy SoCal
Montrose Environmental Group
PO Box 842165
Boston, MA 02284-2165
003EL_ap@montrose-env.com

**Requested TAT: 5 days;**

*Date Received:* **01/20/2026**
*Date Logged:* **01/20/2026**

| Lab ID | ClientSampID | Matrix | Collection Date | Hold | Requested Tests (See legend below) | | | | | | | | | | | |
|---|---|---|---|---|---|---|---|---|---|---|---|---|---|---|---|---|
| | | | | | 1 | 2 | 3 | 4 | 5 | 6 | 7 | 8 | 9 | 10 | 11 | 12 |
| 2601A68-001 | DW-17 | Water | 1/19/2026 09:11 | ☐ | A | A | | | | | | | | | | |
| 2601A68-002 | DW-9 | Water | 1/19/2026 10:44 | ☐ | A | A | | | | | | | | | | |
| 2601A68-003 | DW-15 | Water | 1/19/2026 10:56 | ☐ | A | A | | | | | | | | | | |
| 2601A68-004 | DW-30 | Water | 1/19/2026 12:54 | ☐ | A | A | | | | | | | | | | |

**Test Legend:**

| | | | | | | | |
|---|---|---|---|---|---|---|---|
| 1 | PRDisposal Fee | 2 | RSK175_CO2_W | 3 | | 4 | |
| 5 | | 6 | | 7 | | 8 | |
| 9 | | 10 | | 11 | | 12 | |

**Project Manager: Jena Alfaro**

**Prepared by: Agustina Venegas**

**Comments:**

NOTE: Soil samples are discarded 60 days after receipt unless other arrangements are made (Water samples are 30 days).
Hazardous samples will be returned to client or disposed of at client expense.

McCampbell Analytical, Inc.
*"When Quality Counts"*

1534 Willow Pass Road, Pittsburg, CA 94565-1701
Toll Free Telephone: (877) 252-9262 / Fax: (925) 252-9269
http://www.mccampbell.com / E-mail: main@mccampbell.com

# WORK ORDER SUMMARY

**Client Name:** ENTHALPY ANALYTICAL **Project:** EO-551124 **Work Order:** 2601A68
**Client Contact:** David Tripp **QC Level:** LEVEL 2
**Contact's Email:** david.tripp@enthalpy.com **Comments:** **Date Logged:** 1/20/2026

☐ WaterTrax ☐ CLIP ☐ EDF ☑ Excel ☐ EQuIS ☑ Email ☐ HardCopy ☐ ThirdParty ☑ J-flag

| LabID | ClientSampID | Matrix | Test Name | Cont./ Comp. | Bottle & Preservative | U** | Head Space | Dry-Weight | Collection Date & Time | TAT | Test Due Date | Sediment Content | Hold | Sub Out |
|---|---|---|---|---|---|---|---|---|---|---|---|---|---|---|
| 001A | DW-17 | Water | RSK175 (CO2) | 1 | VOA, Unpres | ☐ | ☐ | ☐ | 1/19/2026 9:11 | 5 days | 1/27/2026 | None | ☐ | ☐ |
| 002A | DW-9 | Water | RSK175 (CO2) | 1 | VOA, Unpres | ☐ | ☐ | ☐ | 1/19/2026 10:44 | 5 days | 1/27/2026 | None | ☐ | ☐ |
| 003A | DW-15 | Water | RSK175 (CO2) | 1 | VOA, Unpres | ☐ | ☐ | ☐ | 1/19/2026 10:56 | 5 days | 1/27/2026 | Present | ☐ | ☐ |
| 004A | DW-30 | Water | RSK175 (CO2) | 1 | VOA, Unpres | ☐ | ☐ | ☐ | 1/19/2026 12:54 | 5 days | 1/27/2026 | Present | ☐ | ☐ |

**NOTES: * STLC and TCLP extractions require 2 days to complete; therefore, all TATs begin after the extraction is completed (i.e., One-day TAT yields results in 3 days from sample submission).**

**- ISM prep requires 5 to 10 days to complete; therefore, all TATs begin after the extraction is completed (i.e., One-day TAT yields results in 6 to 11 days from sample submission). Due date listed on WO summary will not accurately reflect the time needed for sample preparation.**

**- Organic extracts are held for 40 days before disposal; Inorganic extract are held for 30 days.**

**- MAI assumes that all material present in the provided sampling container is considered part of the sample - MAI does not exclude any material from the sample prior to sample preparation unless requested in writing by the client.**

**U** = An unpreserved container was received for a method that suggests a preservation in order to extend hold time for analysis.**

**Cont./Comp. = Containers /Composites**

2601A68

ENTHALPY ANALYTICAL

931 West Barkley Ave
Orange, CA 92868
(714) 771-6900

Subcontract Laboratory:
McCampbell Analytical, Inc.
1534 Willow Pass Rd.
Pittsburg, CA 94565
ATTN: Quote ID: 252619
PO #: PO-079649

Enthalpy Order: EO-551124
PM: David Tripp
Email: david.tripp@enthalpy.com
CC: incomingreports@enthalpy.com
Phone: 657-581-4710

Results Due: Standard TAT
Report Level: II
Report To: MDL
EDDs: Standard Excel EDD

Notes:

| Sample ID | Collected | Lab ID | # Cont. | Matrix | Analysis Requested | Comment |
|---|---|---|---|---|---|---|
| DW-17 | 19-JAN-2026 09:11 | 551124-001 | 2 | Water | RSK-175 CO2 | |
| DW-9 | 19-JAN-2026 10:44 | 551124-002 | 2 | Water | RSK-175 CO2 | |
| DW-15 | 19-JAN-2026 10:56 | 551124-003 | 2 | Water | RSK-175 CO2 | |
| DW-30 | 19-JAN-2026 12:54 | 551124-004 | 2 | Water | RSK-175 CO2 | |

| Notes: | Relinquished By: | Received By: |
|---|---|---|
| | [signature] Jim | GLS |
| | Date: 1.19.26 3pm | Date: 1.19.26 3pm |
| | GLS | [signature] |
| | Date: 1.20.26 | Date: 1/20/26 1033 |
| | | |
| | Date: | Date: |

0.3 c WET
IR41

1 of 1

GSO: 563979842

McCampbell Analytical, Inc.
*"When Quality Counts"*

1534 Willow Pass Road, Pittsburg, CA 94565-1701
Toll Free Telephone: (877) 252-9262 / Fax: (925) 252-9269
http://www.mccampbell.com / E-mail: main@mccampbell.com

# Sample Receipt Checklist

| | | | |
|---|---|---|---|
| Client Name: | Enthalpy Analytical | Date and Time Received: | 1/20/2026 10:33 |
| Project: | EO-551124 | Date Logged: | 1/20/2026 |
| | | Received by: | Agustina Venegas |
| WorkOrder №: | 2601A68 Matrix: Water | Logged by: | Agustina Venegas |
| Carrier: | Golden State Overnight | | |

## Chain of Custody (COC) Information

| | | | | | | |
|---|---|---|---|---|---|---|
| Chain of custody present? | Yes | ☑ | No | ☐ | | |
| Chain of custody signed when relinquished and received? | Yes | ☑ | No | ☐ | | |
| Chain of custody agrees with sample labels? | Yes | ☑ | No | ☐ | | |
| Sample IDs noted by Client on COC? | Yes | ☑ | No | ☐ | | |
| Date and Time of collection noted by Client on COC? | Yes | ☑ | No | ☐ | | |
| Sampler's name noted on COC? | Yes | ☐ | No | ☑ | | |
| COC agrees with Quote? | Yes | ☑ | No | ☐ | NA | ☐ |
| COC quote is active? | Yes | ☐ | No | ☑ | NA | ☐ |

## Sample Receipt Information

| | | | | | | |
|---|---|---|---|---|---|---|
| Custody seals intact on shipping container/cooler? | Yes | ☐ | No | ☐ | NA | ☑ |
| Custody seals intact on sample bottles? | Yes | ☐ | No | ☐ | NA | ☑ |
| Shipping container/cooler in good condition? | Yes | ☑ | No | ☐ | | |
| Samples in proper containers/bottles? | Yes | ☑ | No | ☐ | | |
| Sample containers intact? | Yes | ☑ | No | ☐ | | |
| Sufficient sample volume for indicated test? | Yes | ☑ | No | ☐ | | |

## Sample Preservation and Hold Time (HT) Information

| | | | | | | |
|---|---|---|---|---|---|---|
| All samples received within holding time? | Yes | ☑ | No | ☐ | NA | ☐ |
| Samples Received on Ice? | Yes | ☑ | No | ☐ | | |
| (Ice Type: WET ICE ) | | | | | | |
| Sample/Temp Blank temperature | Temp: 0.3°C | | | | NA | ☐ |
| ZHS conditional analyses: VOA meets zero headspace requirement (VOCs, TPHg/BTEX, RSK)? | Yes | ☑ | No | ☐ | NA | ☐ |
| Sample labels checked for correct preservation? | Yes | ☑ | No | ☐ | | |
| pH acceptable upon receipt (Metal: <2)? | Yes | ☐ | No | ☐ | NA | ☑ |

UCMR Samples:

| | | | | | | |
|---|---|---|---|---|---|---|
| pH tested and acceptable upon receipt (200.7: ≤2; 533: 6 - 8; 537.1: 6 - 8)? | Yes | ☐ | No | ☐ | NA | ☑ |
| Free Chlorine tested and acceptable upon receipt (<0.1mg/L) [not applicable to 200.7]? | Yes | ☐ | No | ☐ | NA | ☑ |

Comments:

Enthalpy Analytical
931 West Barkley Ave
Orange, CA 92868
(714) 771-6900

enthalpy.com

Lab Job Number : 551157
Report Level : II
Report Date : 01/30/2026

**Analytical Report** *prepared for:*

Dylan Smith
Waste Connections
Chiquita Canyon Landfill
29201 Henry Mayo Drive
Castaic, CA 91384

Project: GW MONITORING - CCLF Groundwater - Quarterly MPARS

*Authorized for release by:*

David Tripp, Project Manager
657-581-4710
david.tripp@enthalpy.com

This data package has been reviewed for technical correctness and completeness. Release of this data has been authorized by the Laboratory Manager or the Manager's designee, as verified by the above signature which applies to this PDF file as well as any associated electronic data deliverable files. The results contained in this report meet all requirements of NELAP and pertain only to those samples which were submitted for analysis. This report may be reproduced only in its entirety.

CA ELAP# 1338, CA ELAP #1338-S1, NELAP# 4038, SCAQMD LAP# 18LA0518, LACSD ID# 10105, ORELAP# 4197

ENTHALPY ANALYTICAL

# Sample Summary

Dylan Smith
Waste Connections
Chiquita Canyon Landfill
29201 Henry Mayo Drive
Castaic, CA 91384

Lab Job #: 551157
Project No: GW MONITORING
Location: CCLF Groundwater - Quarterly MPARS
Date Received: 01/20/26

| Sample ID | Lab ID | Collected | Matrix |
|---|---|---|---|
| DW-29 | 551157-001 | 01/20/26 08:22 | Water |
| DW-31 | 551157-002 | 01/20/26 09:15 | Water |
| DW-1 | 551157-003 | 01/20/26 10:14 | Water |
| DW-16 | 551157-004 | 01/20/26 11:10 | Water |
| DW-3 | 551157-005 | 01/20/26 12:06 | Water |
| QCFB | 551157-006 | 01/20/26 08:24 | Water |
| QCTB | 551157-007 | 01/20/26 00:00 | Water |

# Case Narrative

| | |
|---|---|
| Waste Connections<br>Chiquita Canyon Landfill<br>29201 Henry Mayo Drive<br>Castaic, CA 91384<br>Dylan Smith | Lab Job Number: 551157<br>Project No: GW MONITORING<br>Location: CCLF Groundwater - Quarterly MPARS<br>Date Received: 01/20/26 |

This data package contains sample and QC results for seven water samples, requested for the above referenced project on 01/21/26. The samples were received in good condition.

**Volatile Organics by GC/MS (EPA 8260B):**
No analytical problems were encountered.

**Semivolatile Organics by GC/MS SIM (EPA 8270C-SIM):**
No analytical problems were encountered.

**Total Organic Carbon by IR (SM 5310B):**
No analytical problems were encountered.

**Metals (EPA 6010B):**

- Sodium was detected between the MDL and the RL in the method blank for batch 393187; this analyte was detected in samples at a level at least 10 times that of the blank.
- No other analytical problems were encountered.

**Ion Chromatography (EPA 300.0):**
No analytical problems were encountered.

**Chemical Oxygen Demand by EPA 410.4 (EPA 410.4):**
No analytical problems were encountered.

**Alkalinity (SM2320B):**
No analytical problems were encountered.

**Sulfide (SM 4500-S2-D):**
No analytical problems were encountered.

**Total Dissolved Solids (TDS) (SM2540C):**

- High RPD was observed for total dissolved solids in the SDUP for batch 393427; the parent sample was not a project sample.
- No other analytical problems were encountered.

**Chemical Oxygen Demand (EPA 410.4):**
No analytical problems were encountered.

**Ammonia and TKN- Semi-Automated Method (SM 4500-NH3-G):**
No analytical problems were encountered.

**RSK-175 CO2 (RSK-175):**
McCampbell Analytical, Inc. in Pittsburg, CA performed the analysis (see sublab report section for certifications). Please see the McCampbell Analytical, Inc. case narrative.

# ENTHALPY ANALYTICAL

## Chain of Custody Record

Lab No: 551157

Page: 1 of 1

**Turn Around Time (rush by advanced notice only)**

| Standard: | X | 5 Day: | | 3 Day: | |
|---|---|---|---|---|---|
| 2 Day: | | 1 Day: | | Custom TAT: | |


**Enthalpy Analytical**

931 W Barkely Ave, Orange, CA 92868

(714) 771-6900


**Matrix:** A = Air S = Soil/Solid W = Water DW = Drinking Wate SD = Sediment PP = Pure Product SEA = Sea Water SW = Swab T = Tissue WP = Wipe O = Other

**Preservatives:** 1 = $Na_2S_2O_3$ 2 = HCl 3 = $HNO_3$ 4 = $H_2SO_4$ 5 = NaOH 6 = Other

**Sample Receipt Temp:** 2.6/3.0 3.5/3.9 IR15 TC1 (lab use only)

| CUSTOMER INFORMATION | | PROJECT INFORMATION | |
|---|---|---|---|
| Company: | Chiquita Canyon Landfill | Name: | Steve Cassulo |
| Report To: | Steve Cassulo | Number: | 661-257-3655 |
| Email: | Steven.Cassulo@wasteconnections.com | P.O. #: | |
| Address: | 29201 Henry Mayo Drive | Address: | |
| | Castaic, CA, 91384 | | |
| Phone: | 661-257-3655 | Global ID: | L10003464243 |
| Fax: | | Sampled By: | Paul Chang |

| | Sample ID | Sampling Date | Sampling Time | Matrix | Container No. / Size | Pres. | VOCs (EPA 8260B) | 1,4-Dioxane | Alkalinity, total | Bicarbonate as CaCO3 | Ammonia-N, Nitrate-N | COD, Cl, SO4, TDS, TOC | B, Ca, Fe, K, Mg, Mn, Na | Bromide, Fluoride, Sulfide | Carbon dioxide |
|---|---|---|---|---|---|---|---|---|---|---|---|---|---|---|---|
| 1 | DW-29 | 1/20/26 | 822 | GW | 13 | var. | X | X | X | X | X | X | X | X | X |
| 2 | DW-31 | | 915 | | | | X | X | X | X | X | X | X | X | X |
| 3 | DW-1 | | 1014 | | | | X | X | X | X | X | X | X | X | X |
| 4 | DW-16 | | 1110 | | | | X | X | X | X | X | X | X | X | X |
| 5 | DW-3 | | 1206 | | | | X | X | X | X | X | X | X | X | X |
| 6 | QCFB | | 824 | FB | 3 | | X | | | | | | | | |
| 7 | QCTB | — | — | TB | 2 | | X | | | | | | | | |
| 8 | | | | | | | | | | | | | | | |
| 9 | | | | | | | | | | | | | | | |
| 10 | | | | | | | | | | | | | | | |

**Analysis Request**

**Test Instructions / Comments**

**Quarterly MPars**

cc report to: pchang@changenvironmental.com Basic EDD & GeoTracker EDF

Login 551157

| | Signature | Print Name | Company / Title | Date / Time |
|---|---|---|---|---|
| 1 Relinquished By: | | Paul Chang | CEI | 1/20/26 13:30 |
| 1 Received By: | | Alice F | EA/NV | 1/20/26 13:30 |
| 2 Relinquished By: | | Alice | EA/NV | 1-21-26 9:00 |
| 2 Received By: | | GEMA | EANV | 1-21-26 9:00 |
| 3 Relinquished By: | | GEMA | EANV | 1-21-26 12:12 |
| 3 Received By: | | Nicole Mendoza | EA | 1-21-26 12:12 |

## SAMPLE RECEIPT CHECKLIST

**Section 1: General Info**
Date Received: 1/20/26 WO# 551157 Client: Chiquita Canyon Landfill

**Section 2: Shipping / Custody** **Are custody seals present? ☐ Yes ☐ No**
Custody seals intact on arrival? ☐ N/A ☑ Yes ☐ No ☐ On cooler / box ☐ On samples
Shipping Info: Waki

**Section 3a: Condition / Packaging** ☐ **Outside 0.0 - 6.0°C (0.0 - 10.0°C for microbiology) (PM notified)**
Date Opened 1/20/26 By (initials) AXT Type of ice used : ☐ Wet ☑ Blue/Gel ☐ None
☐ Samples received on ice directly from the field; cooling process had begun. (if checked, skip temperatures)
☐ Sample matrix doesn't require cooling (e.g. air, bulk PCB). (if checked, skip temperatures)
If no cooler: Observed/Adjusted Temp (°C): ____ / ____ Thermometer/IR Gun: IR03 CF: +0.7
Cooler Temp (°C) #1: 17/16.4 #2: ____/____ #3: ____/____ #4: ____/____ #5: ____/____ #6: ____/____

**Section 3b: Microbiology Samples** ☐ **No microbiology samples submitted (skip 3b)**
☐ Within temp range 0.0 - 10.0°C or received on ice directly from field.
☐ Adequate headspace for microbiology analysis.

**Section 3c: Air Samples** ☐ **No air samples submitted (skip 3c)**
☐ 1.4L Canisters ☐ 6L Canisters ☐ Tedlar Bags ☐ MCE Cassettes ☐ Sorbent Tubes ☐ Other____

| **Section 4: Containers / Labels / Samples** | YES | NO | N/A |
|---|---|---|---|
| 1) Were custody papers present, filled properly, and legible? | | | |
| 2) Is the sampler's name present on the CoC? | | | |
| 3) Were containers received in good condition (unbroken / unopened / uncompromised)? | | | |
| 4) Were the samples bagged? (required for microbiology samples; recommended for soil samples) | | | |
| 5) Were all of, and only, the correct samples received? | | | |
| 6) Are sample labels present, legible, and in agreement with the CoC? | | | |
| 7) Does the container count match the CoC? | | | |
| 8) Was sufficient sample volume / mass received for the analyses requested? | | | |
| 9) Were samples received in proper containers for the analyses requested? | | | |
| 10) Were samples received with > 1/2 holding time remaining? | | | |
| 11) Are samples properly preserved as indicated by CoC / labels? | ✓ | | |
| 12) Unpreserved VOAs received - If necessary, was the hold time changed in LIMS? | | ✓ | |
| 13) Are VOA vials free from headspace/bubbles > 6mm? | | ✓ | |

**Section 5: Explanations / Comments** ☐ **PM notified**
Sample #1 DW-29 has only two unpreserved VOA: AXT

**Date Logged** 1/20/26 **By (print)** AXT **(sign)** [signature]
**Date Labeled** ____ **By (print)** ____ **(sign)** ____

# SAMPLE RECEIPT CHECKLIST

**Section 1: General Info**

Date Received: 1/21/26 WO# 551157 Client: WASTECONNECTIONS

**Section 2: Shipping / Custody** **Are custody seals present?** ☐ Yes ☒ No

Custody seals intact on arrival? ■ N/A ☐ Yes ☐ No ☐ On cooler / box ☐ On samples

■ Courier ☐ Walk-In ☐ Field Sampling ☐ Shipping Info: _____

**Section 3a: Condition / Packaging** ☐ **Outside 0.0 - 6.0°C (0.0 - 10.0°C for microbiology) (PM notified)**

Date Opened 1/21/26 By (initials) GXO Type of ice used: ■ Wet ☐ Blue/Gel ☐ None

☐ Samples received on ice directly from the field; cooling process had begun. (if checked, skip temperatures)

☐ Sample matrix doesn't require cooling (e.g. air, bulk PCB). (if checked, skip temperatures)

If no cooler: Observed/Adjusted Temp (°C): _____ / _____ Thermometer/IR Gun: IR 15 CF: +0.4

Cooler Temp (°C) #1: 2.6 / 3.0 #2: 3.5 / 3.9 #3: ____ / ____ #4: ____ / ____ #5: ____ / ____ #6: ____ / ____

**Section 3b: Microbiology Samples** ■ **No microbiology samples submitted (skip 3b)**

☐ Within temp range 0.0 - 10.0°C or received on ice directly from field.

☐ Adequate headspace for microbiology analysis.

**Section 3c: Air Samples** ■ **No air samples submitted (skip 3c)**

☐ 1.4L Canisters ☐ 6L Canisters ☐ Tedlar Bags ☐ MCE Cassettes ☐ Sorbent Tubes ☐ Other _____

| Section 4: Containers / Labels / Samples | YES | NO | N/A |
|---|---|---|---|
| 1) Were custody papers present, filled properly, and legible? | X | | |
| 2) Is the sampler's name present on the CoC? | X | | |
| 3) Were containers received in good condition (unbroken / unopened / uncompromised)? | X | | |
| 4) Were the samples bagged? (required for microbiology samples; recommended for soil samples) | | | X |
| 5) Were all of, and only, the correct samples received? | X | | |
| 6) Are sample labels present, legible, and in agreement with the CoC? | X | | |
| 7) Does the container count match the CoC? | ~~A~~X | | |
| 8) Was sufficient sample volume / mass received for the analyses requested? | X | | |
| 9) Were samples received in proper containers for the analyses requested? | X | | |
| 10) Were samples received with > 1/2 holding time remaining? | | X | |
| 11) Are samples properly preserved as indicated by CoC / labels? | X | | |
| 12) Unpreserved VOAs received - If necessary, was the hold time changed in LIMS? | | X | ~~X~~ ① MLM 1-21-26 |
| 13) Are VOA vials free from headspace/bubbles > 6mm? | X | | |

**Section 5: Explanations / Comments**

(If no comments are made, then no discrepancies noted.)

4.10~~A~~: Nitrate is received w/ 1/2 holding time remaining

☐ **No additional discrepancies**

**Date Logged** 1/20/26 **By (print)** AXT **(sign)** NA

**Date Labeled** 1/20/26 **By (print)** AXT **(sign)** NA

ENTHALPY ANALYTICAL

# Analysis Results for 551157

Dylan Smith
Waste Connections
Chiquita Canyon Landfill
29201 Henry Mayo Drive
Castaic, CA 91384

Lab Job #: 551157
Project No: GW MONITORING
Location: CCLF Groundwater - Quarterly MPARS
Date Received: 01/20/26

**Sample ID: DW-29** **Lab ID: 551157-001** **Collected: 01/20/26 08:22**
**Matrix: Water**

| 551157-001 Analyte | Result | Qual | Units | RL | MDL | DF | Batch | Prepared | Analyzed | Chemist |
|---|---|---|---|---|---|---|---|---|---|---|
| Method: EPA 300.0<br>Prep Method: METHOD | | | | | | | | | | |
| Fluoride | **0.37** | | mg/L | 0.20 | 0.073 | 1 | 393152 | 01/21/26 14:22 | 01/21/26 15:36 | SSN |
| Chloride | **98** | | mg/L | 1.0 | 0.27 | 1 | 393152 | 01/21/26 14:22 | 01/21/26 15:36 | SSN |
| Bromide | **0.34** | | mg/L | 0.30 | 0.060 | 1 | 393152 | 01/21/26 14:22 | 01/21/26 15:36 | SSN |
| Nitrogen, Nitrate | **2.1** | | mg/L | 0.10 | 0.05 | 1 | 393152 | 01/21/26 14:22 | 01/21/26 15:36 | SSN |
| Sulfate | **420** | | mg/L | 10 | 1.8 | 10 | 393152 | 01/21/26 14:22 | 01/21/26 15:54 | SSN |
| Method: EPA 350.1<br>Prep Method: METHOD | | | | | | | | | | |
| Ammonia-N | ND | | mg/L | 0.10 | 0.068 | 1 | 393823 | 01/28/26 | 01/29/26 | CKN |
| Method: EPA 410.4<br>Prep Method: EPA 410.4 | | | | | | | | | | |
| Chemical Oxygen Demand | **16** | | mg/L | 4.0 | 2.0 | 1 | 393241 | 01/22/26 | 01/22/26 | ARM |
| Method: EPA 6010B<br>Prep Method: EPA 3015A | | | | | | | | | | |
| Boron | **0.37** | | mg/L | 0.050 | 0.0090 | 1 | 393187 | 01/21/26 | 01/21/26 | DXC |
| Calcium | **73** | | mg/L | 0.10 | 0.0095 | 1 | 393187 | 01/21/26 | 01/21/26 | DXC |
| Iron | **0.037** | J | mg/L | 0.050 | 0.017 | 1 | 393187 | 01/21/26 | 01/21/26 | DXC |
| Magnesium | **10** | | mg/L | 0.10 | 0.017 | 1 | 393187 | 01/21/26 | 01/21/26 | DXC |
| Manganese | **0.13** | | mg/L | 0.010 | 0.00075 | 1 | 393187 | 01/21/26 | 01/21/26 | DXC |
| Potassium | **1.5** | | mg/L | 0.50 | 0.20 | 1 | 393187 | 01/21/26 | 01/21/26 | DXC |
| Sodium | **230** | | mg/L | 0.50 | 0.017 | 1 | 393187 | 01/21/26 | 01/21/26 | DXC |
| Method: EPA 8260B<br>Prep Method: EPA 5030B | | | | | | | | | | |
| Freon 12 | ND | | ug/L | 1.0 | 0.1 | 1 | 393200 | 01/21/26 | 01/21/26 | ZST |
| Chloromethane | ND | | ug/L | 1.0 | 0.2 | 1 | 393200 | 01/21/26 | 01/21/26 | ZST |
| Vinyl Chloride | ND | | ug/L | 0.5 | 0.1 | 1 | 393200 | 01/21/26 | 01/21/26 | ZST |
| 1,1-Dichloroethene | ND | | ug/L | 0.5 | 0.08 | 1 | 393200 | 01/21/26 | 01/21/26 | ZST |
| Methylene Chloride | ND | | ug/L | 10 | 0.2 | 1 | 393200 | 01/21/26 | 01/21/26 | ZST |
| 1,1-Dichloroethane | ND | | ug/L | 0.5 | 0.1 | 1 | 393200 | 01/21/26 | 01/21/26 | ZST |
| cis-1,2-Dichloroethene | ND | | ug/L | 0.5 | 0.09 | 1 | 393200 | 01/21/26 | 01/21/26 | ZST |
| 1,2-Dichloroethane | ND | | ug/L | 0.5 | 0.1 | 1 | 393200 | 01/21/26 | 01/21/26 | ZST |
| Benzene | ND | | ug/L | 0.5 | 0.1 | 1 | 393200 | 01/21/26 | 01/21/26 | ZST |
| Trichloroethene | ND | | ug/L | 0.5 | 0.1 | 1 | 393200 | 01/21/26 | 01/21/26 | ZST |
| Tetrachloroethene | ND | | ug/L | 0.5 | 0.1 | 1 | 393200 | 01/21/26 | 01/21/26 | ZST |
| 1,4-Dichlorobenzene | ND | | ug/L | 0.5 | 0.2 | 1 | 393200 | 01/21/26 | 01/21/26 | ZST |
| **Surrogates** | | | | **Limits** | | | | | | |
| Dibromofluoromethane | 106% | | %REC | 70-130 | | 1 | 393200 | 01/21/26 | 01/21/26 | ZST |
| 1,2-Dichloroethane-d4 | 115% | | %REC | 70-130 | | 1 | 393200 | 01/21/26 | 01/21/26 | ZST |
| Toluene-d8 | 95% | | %REC | 70-130 | | 1 | 393200 | 01/21/26 | 01/21/26 | ZST |
| Bromofluorobenzene | 97% | | %REC | 70-130 | | 1 | 393200 | 01/21/26 | 01/21/26 | ZST |



Results for any subcontracted analyses are not included in this section.

ENTHALPY ANALYTICAL

# Analysis Results for 551157

| 551157-001 Analyte | Result | Qual | Units | RL | MDL | DF | Batch | Prepared | Analyzed | Chemist |
|---|---|---|---|---|---|---|---|---|---|---|
| Method: EPA 8270C-SIM<br>Prep Method: EPA 3535 | | | | | | | | | | |
| 1,4-Dioxane | ND | | ug/L | 1.0 | 0.87 | 1 | 393612 | 01/27/26 | 01/28/26 | MSS |
| **Surrogates** | | | | **Limits** | | | | | | |
| 1,4-Dioxane-d8 (SUR) | 98% | | %REC | 80-120 | | 1 | 393612 | 01/27/26 | 01/28/26 | MSS |
| Method: SM 4500-S2-D<br>Prep Method: METHOD | | | | | | | | | | |
| Sulfide | ND | | mg/L | 0.10 | | 1 | 393338 | 01/22/26 | 01/22/26 | TXC |
| Method: SM 5310B<br>Prep Method: SM 5310B | | | | | | | | | | |
| Total Organic Carbon | **7.6** | | mg/L | 1.0 | 0.49 | 1 | 393301 | 01/22/26 | 01/22/26 | BDR |
| Method: SM2320B<br>Prep Method: METHOD | | | | | | | | | | |
| Alkalinity, Bicarbonate, as CaCO3 | **320** | | mg/L | 5.0 | | 2.5 | 393948 | 01/30/26 | 01/30/26 | ARM |
| Alkalinity, Total as CaCO3 | **320** | | mg/L | 5.0 | | 2.5 | 393948 | 01/30/26 | 01/30/26 | ARM |
| Method: SM2540C<br>Prep Method: METHOD | | | | | | | | | | |
| Total Dissolved Solids | **1,000** | | mg/L | 20 | | 2 | 393427 | 01/23/26 | 01/26/26 | CDR |



Results for any subcontracted analyses are not included in this section.

ENTHALPY ANALYTICAL

# Analysis Results for 551157

| Sample ID: DW-31 | Lab ID: 551157-002 | Collected: 01/20/26 09:15 |
|---|---|---|
| | Matrix: Water | |

| 551157-002 Analyte | Result | Qual | Units | RL | MDL | DF | Batch | Prepared | Analyzed | Chemist |
|---|---|---|---|---|---|---|---|---|---|---|
| Method: EPA 300.0<br>Prep Method: METHOD | | | | | | | | | | |
| Fluoride | **0.21** | | mg/L | 0.20 | 0.073 | 1 | 393152 | 01/21/26 14:22 | 01/21/26 16:47 | SSN |
| Chloride | **84** | | mg/L | 1.0 | 0.27 | 1 | 393152 | 01/21/26 14:22 | 01/21/26 16:47 | SSN |
| Bromide | **0.45** | | mg/L | 0.30 | 0.060 | 1 | 393152 | 01/21/26 14:22 | 01/21/26 16:47 | SSN |
| Nitrogen, Nitrate | **0.65** | | mg/L | 0.10 | 0.05 | 1 | 393152 | 01/21/26 14:22 | 01/21/26 16:47 | SSN |
| Sulfate | **400** | | mg/L | 10 | 1.8 | 10 | 393152 | 01/21/26 14:22 | 01/21/26 17:05 | SSN |
| Method: EPA 350.1<br>Prep Method: METHOD | | | | | | | | | | |
| Ammonia-N | ND | | mg/L | 0.10 | 0.068 | 1 | 393823 | 01/28/26 | 01/29/26 | CKN |
| Method: EPA 410.4<br>Prep Method: EPA 410.4 | | | | | | | | | | |
| Chemical Oxygen Demand | **23** | | mg/L | 4.0 | 2.0 | 1 | 393241 | 01/22/26 | 01/22/26 | ARM |
| Method: EPA 6010B<br>Prep Method: EPA 3015A | | | | | | | | | | |
| Boron | **0.51** | | mg/L | 0.050 | 0.0090 | 1 | 393187 | 01/21/26 | 01/21/26 | DXC |
| Calcium | **170** | | mg/L | 0.10 | 0.0095 | 1 | 393187 | 01/21/26 | 01/21/26 | DXC |
| Iron | ND | | mg/L | 0.050 | 0.017 | 1 | 393187 | 01/21/26 | 01/21/26 | DXC |
| Magnesium | **31** | | mg/L | 0.10 | 0.017 | 1 | 393187 | 01/21/26 | 01/21/26 | DXC |
| Manganese | **0.18** | | mg/L | 0.010 | 0.00075 | 1 | 393187 | 01/21/26 | 01/21/26 | DXC |
| Potassium | **1.5** | | mg/L | 0.50 | 0.20 | 1 | 393187 | 01/21/26 | 01/21/26 | DXC |
| Sodium | **120** | | mg/L | 0.50 | 0.017 | 1 | 393187 | 01/21/26 | 01/21/26 | DXC |
| Method: EPA 8260B<br>Prep Method: EPA 5030B | | | | | | | | | | |
| Freon 12 | ND | | ug/L | 1.0 | 0.1 | 1 | 393200 | 01/21/26 | 01/21/26 | ZST |
| Chloromethane | ND | | ug/L | 1.0 | 0.2 | 1 | 393200 | 01/21/26 | 01/21/26 | ZST |
| Vinyl Chloride | ND | | ug/L | 0.5 | 0.1 | 1 | 393200 | 01/21/26 | 01/21/26 | ZST |
| 1,1-Dichloroethene | ND | | ug/L | 0.5 | 0.08 | 1 | 393200 | 01/21/26 | 01/21/26 | ZST |
| Methylene Chloride | ND | | ug/L | 10 | 0.2 | 1 | 393200 | 01/21/26 | 01/21/26 | ZST |
| 1,1-Dichloroethane | ND | | ug/L | 0.5 | 0.1 | 1 | 393200 | 01/21/26 | 01/21/26 | ZST |
| cis-1,2-Dichloroethene | ND | | ug/L | 0.5 | 0.09 | 1 | 393200 | 01/21/26 | 01/21/26 | ZST |
| 1,2-Dichloroethane | ND | | ug/L | 0.5 | 0.1 | 1 | 393200 | 01/21/26 | 01/21/26 | ZST |
| Benzene | ND | | ug/L | 0.5 | 0.1 | 1 | 393200 | 01/21/26 | 01/21/26 | ZST |
| Trichloroethene | ND | | ug/L | 0.5 | 0.1 | 1 | 393200 | 01/21/26 | 01/21/26 | ZST |
| Tetrachloroethene | ND | | ug/L | 0.5 | 0.1 | 1 | 393200 | 01/21/26 | 01/21/26 | ZST |
| 1,4-Dichlorobenzene | ND | | ug/L | 0.5 | 0.2 | 1 | 393200 | 01/21/26 | 01/21/26 | ZST |
| **Surrogates** | | | | **Limits** | | | | | | |
| Dibromofluoromethane | 101% | | %REC | 70-130 | | 1 | 393200 | 01/21/26 | 01/21/26 | ZST |
| 1,2-Dichloroethane-d4 | 108% | | %REC | 70-130 | | 1 | 393200 | 01/21/26 | 01/21/26 | ZST |
| Toluene-d8 | 96% | | %REC | 70-130 | | 1 | 393200 | 01/21/26 | 01/21/26 | ZST |
| Bromofluorobenzene | 99% | | %REC | 70-130 | | 1 | 393200 | 01/21/26 | 01/21/26 | ZST |
| Method: EPA 8270C-SIM<br>Prep Method: EPA 3535 | | | | | | | | | | |
| 1,4-Dioxane | **4.1** | | ug/L | 1.0 | 0.87 | 1 | 393612 | 01/27/26 | 01/28/26 | MSS |
| **Surrogates** | | | | **Limits** | | | | | | |
| 1,4-Dioxane-d8 (SUR) | 98% | | %REC | 80-120 | | 1 | 393612 | 01/27/26 | 01/28/26 | MSS |



Results for any subcontracted analyses are not included in this section.

# Analysis Results for 551157

| 551157-002 Analyte | Result | Qual | Units | RL | MDL | DF | Batch | Prepared | Analyzed | Chemist |
|---|---|---|---|---|---|---|---|---|---|---|
| Method: SM 4500-S2-D<br>Prep Method: METHOD | | | | | | | | | | |
| Sulfide | ND | | mg/L | 0.10 | | 1 | 393476 | 01/24/26 | 01/24/26 | TXC |
| Method: SM 5310B<br>Prep Method: SM 5310B | | | | | | | | | | |
| Total Organic Carbon | **9.3** | | mg/L | 1.0 | 0.49 | 1 | 393301 | 01/22/26 | 01/22/26 | BDR |
| Method: SM2320B<br>Prep Method: METHOD | | | | | | | | | | |
| Alkalinity, Bicarbonate, as CaCO3 | **500** | | mg/L | 5.0 | | 2.5 | 393948 | 01/30/26 | 01/30/26 | ARM |
| Alkalinity, Total as CaCO3 | **500** | | mg/L | 5.0 | | 2.5 | 393948 | 01/30/26 | 01/30/26 | ARM |
| Method: SM2540C<br>Prep Method: METHOD | | | | | | | | | | |
| Total Dissolved Solids | **1,000** | | mg/L | 20 | | 2 | 393427 | 01/23/26 | 01/26/26 | CDR |



Results for any subcontracted analyses are not included in this section.

ENTHALPY ANALYTICAL

# Analysis Results for 551157

| Sample ID: DW-1 | Lab ID: 551157-003 | Collected: 01/20/26 10:14 |
|---|---|---|
| | Matrix: Water | |

| 551157-003 Analyte | Result | Qual | Units | RL | MDL | DF | Batch | Prepared | Analyzed | Chemist |
|---|---|---|---|---|---|---|---|---|---|---|
| Method: EPA 300.0<br>Prep Method: METHOD | | | | | | | | | | |
| Fluoride | **0.77** | | mg/L | 0.20 | 0.073 | 1 | 393152 | 01/21/26 14:22 | 01/21/26 19:10 | SSN |
| Chloride | **120** | | mg/L | 1.0 | 0.27 | 1 | 393152 | 01/21/26 14:22 | 01/21/26 19:10 | SSN |
| Bromide | **0.31** | | mg/L | 0.30 | 0.060 | 1 | 393152 | 01/21/26 14:22 | 01/21/26 19:10 | SSN |
| Nitrogen, Nitrate | ND | | mg/L | 0.10 | 0.05 | 1 | 393152 | 01/21/26 14:22 | 01/21/26 19:10 | SSN |
| Sulfate | **410** | | mg/L | 10 | 1.8 | 10 | 393152 | 01/21/26 14:22 | 01/21/26 19:28 | SSN |
| Method: EPA 350.1<br>Prep Method: METHOD | | | | | | | | | | |
| Ammonia-N | ND | | mg/L | 0.10 | 0.068 | 1 | 393823 | 01/28/26 | 01/29/26 | CKN |
| Method: EPA 410.4<br>Prep Method: EPA 410.4 | | | | | | | | | | |
| Chemical Oxygen Demand | ND | | mg/L | 4.0 | 2.0 | 1 | 393241 | 01/22/26 | 01/22/26 | ARM |
| Method: EPA 6010B<br>Prep Method: EPA 3015A | | | | | | | | | | |
| Boron | **0.23** | | mg/L | 0.050 | 0.0090 | 1 | 393187 | 01/21/26 | 01/21/26 | DXC |
| Calcium | **61** | | mg/L | 0.10 | 0.0095 | 1 | 393187 | 01/21/26 | 01/21/26 | DXC |
| Iron | ND | | mg/L | 0.050 | 0.017 | 1 | 393187 | 01/21/26 | 01/21/26 | DXC |
| Magnesium | **12** | | mg/L | 0.10 | 0.017 | 1 | 393187 | 01/21/26 | 01/21/26 | DXC |
| Manganese | **0.051** | | mg/L | 0.010 | 0.00075 | 1 | 393187 | 01/21/26 | 01/21/26 | DXC |
| Potassium | **2.6** | | mg/L | 0.50 | 0.20 | 1 | 393187 | 01/21/26 | 01/21/26 | DXC |
| Sodium | **230** | | mg/L | 0.50 | 0.017 | 1 | 393187 | 01/21/26 | 01/21/26 | DXC |
| Method: EPA 8260B<br>Prep Method: EPA 5030B | | | | | | | | | | |
| Freon 12 | ND | | ug/L | 1.0 | 0.1 | 1 | 393200 | 01/21/26 | 01/21/26 | ZST |
| Chloromethane | ND | | ug/L | 1.0 | 0.2 | 1 | 393200 | 01/21/26 | 01/21/26 | ZST |
| Vinyl Chloride | ND | | ug/L | 0.5 | 0.1 | 1 | 393200 | 01/21/26 | 01/21/26 | ZST |
| 1,1-Dichloroethene | ND | | ug/L | 0.5 | 0.08 | 1 | 393200 | 01/21/26 | 01/21/26 | ZST |
| Methylene Chloride | ND | | ug/L | 10 | 0.2 | 1 | 393200 | 01/21/26 | 01/21/26 | ZST |
| 1,1-Dichloroethane | ND | | ug/L | 0.5 | 0.1 | 1 | 393200 | 01/21/26 | 01/21/26 | ZST |
| cis-1,2-Dichloroethene | ND | | ug/L | 0.5 | 0.09 | 1 | 393200 | 01/21/26 | 01/21/26 | ZST |
| 1,2-Dichloroethane | ND | | ug/L | 0.5 | 0.1 | 1 | 393200 | 01/21/26 | 01/21/26 | ZST |
| Benzene | ND | | ug/L | 0.5 | 0.1 | 1 | 393200 | 01/21/26 | 01/21/26 | ZST |
| Trichloroethene | ND | | ug/L | 0.5 | 0.1 | 1 | 393200 | 01/21/26 | 01/21/26 | ZST |
| Tetrachloroethene | **0.2** | J | ug/L | 0.5 | 0.1 | 1 | 393200 | 01/21/26 | 01/21/26 | ZST |
| 1,4-Dichlorobenzene | ND | | ug/L | 0.5 | 0.2 | 1 | 393200 | 01/21/26 | 01/21/26 | ZST |
| **Surrogates** | | | | **Limits** | | | | | | |
| Dibromofluoromethane | 102% | | %REC | 70-130 | | 1 | 393200 | 01/21/26 | 01/21/26 | ZST |
| 1,2-Dichloroethane-d4 | 110% | | %REC | 70-130 | | 1 | 393200 | 01/21/26 | 01/21/26 | ZST |
| Toluene-d8 | 96% | | %REC | 70-130 | | 1 | 393200 | 01/21/26 | 01/21/26 | ZST |
| Bromofluorobenzene | 99% | | %REC | 70-130 | | 1 | 393200 | 01/21/26 | 01/21/26 | ZST |
| Method: EPA 8270C-SIM<br>Prep Method: EPA 3535 | | | | | | | | | | |
| 1,4-Dioxane | ND | | ug/L | 1.0 | 0.87 | 1 | 393612 | 01/27/26 | 01/28/26 | MSS |
| **Surrogates** | | | | **Limits** | | | | | | |
| 1,4-Dioxane-d8 (SUR) | 97% | | %REC | 80-120 | | 1 | 393612 | 01/27/26 | 01/28/26 | MSS |



Results for any subcontracted analyses are not included in this section.

# Analysis Results for 551157

| 551157-003 Analyte | Result | Qual | Units | RL | MDL | DF | Batch | Prepared | Analyzed | Chemist |
|---|---|---|---|---|---|---|---|---|---|---|
| Method: SM 4500-S2-D<br>Prep Method: METHOD | | | | | | | | | | |
| Sulfide | ND | | mg/L | 0.10 | | 1 | 393338 | 01/22/26 | 01/22/26 | TXC |
| Method: SM 5310B<br>Prep Method: SM 5310B | | | | | | | | | | |
| Total Organic Carbon | **1.1** | | mg/L | 1.0 | 0.49 | 1 | 393301 | 01/22/26 | 01/22/26 | BDR |
| Method: SM2320B<br>Prep Method: METHOD | | | | | | | | | | |
| Alkalinity, Bicarbonate, as CaCO3 | **210** | | mg/L | 5.0 | | 2.5 | 393948 | 01/30/26 | 01/30/26 | ARM |
| Alkalinity, Total as CaCO3 | **210** | | mg/L | 5.0 | | 2.5 | 393948 | 01/30/26 | 01/30/26 | ARM |
| Method: SM2540C<br>Prep Method: METHOD | | | | | | | | | | |
| Total Dissolved Solids | **920** | | mg/L | 20 | | 2 | 393427 | 01/23/26 | 01/26/26 | CDR |



Results for any subcontracted analyses are not included in this section.

ENTHALPY ANALYTICAL

# Analysis Results for 551157

| Sample ID: DW-16 | Lab ID: 551157-004 | Collected: 01/20/26 11:10 |
|---|---|---|
| | Matrix: Water | |

| 551157-004 Analyte | Result | Qual | Units | RL | MDL | DF | Batch | Prepared | Analyzed | Chemist |
|---|---|---|---|---|---|---|---|---|---|---|
| Method: EPA 300.0<br>Prep Method: METHOD | | | | | | | | | | |
| Fluoride | **0.46** | | mg/L | 0.20 | 0.073 | 1 | 393152 | 01/21/26 14:22 | 01/21/26 20:57 | SSN |
| Chloride | **100** | | mg/L | 1.0 | 0.27 | 1 | 393152 | 01/21/26 14:22 | 01/21/26 20:57 | SSN |
| Bromide | **0.22** | J | mg/L | 0.30 | 0.060 | 1 | 393152 | 01/21/26 14:22 | 01/21/26 20:57 | SSN |
| Nitrogen, Nitrate | **2.1** | | mg/L | 0.10 | 0.05 | 1 | 393152 | 01/21/26 14:22 | 01/21/26 20:57 | SSN |
| Sulfate | **230** | | mg/L | 10 | 1.8 | 10 | 393152 | 01/21/26 14:22 | 01/21/26 21:15 | SSN |
| Method: EPA 350.1<br>Prep Method: METHOD | | | | | | | | | | |
| Ammonia-N | ND | | mg/L | 0.10 | 0.068 | 1 | 393823 | 01/28/26 | 01/29/26 | CKN |
| Method: EPA 410.4<br>Prep Method: EPA 410.4 | | | | | | | | | | |
| Chemical Oxygen Demand | **3.0** | J | mg/L | 4.0 | 2.0 | 1 | 393241 | 01/22/26 | 01/22/26 | ARM |
| Method: EPA 6010B<br>Prep Method: EPA 3015A | | | | | | | | | | |
| Boron | **0.15** | | mg/L | 0.050 | 0.0090 | 1 | 393187 | 01/21/26 | 01/21/26 | DXC |
| Calcium | **9.0** | | mg/L | 0.10 | 0.0095 | 1 | 393187 | 01/21/26 | 01/21/26 | DXC |
| Iron | ND | | mg/L | 0.050 | 0.017 | 1 | 393187 | 01/21/26 | 01/21/26 | DXC |
| Magnesium | **2.9** | | mg/L | 0.10 | 0.017 | 1 | 393187 | 01/21/26 | 01/21/26 | DXC |
| Manganese | **0.0020** | J | mg/L | 0.010 | 0.00075 | 1 | 393187 | 01/21/26 | 01/21/26 | DXC |
| Potassium | **1.2** | | mg/L | 0.50 | 0.20 | 1 | 393187 | 01/21/26 | 01/21/26 | DXC |
| Sodium | **250** | | mg/L | 0.50 | 0.017 | 1 | 393187 | 01/21/26 | 01/21/26 | DXC |
| Method: EPA 8260B<br>Prep Method: EPA 5030B | | | | | | | | | | |
| Freon 12 | **0.2** | J | ug/L | 1.0 | 0.1 | 1 | 393200 | 01/21/26 | 01/21/26 | ZST |
| Chloromethane | ND | | ug/L | 1.0 | 0.2 | 1 | 393200 | 01/21/26 | 01/21/26 | ZST |
| Vinyl Chloride | ND | | ug/L | 0.5 | 0.1 | 1 | 393200 | 01/21/26 | 01/21/26 | ZST |
| 1,1-Dichloroethene | ND | | ug/L | 0.5 | 0.08 | 1 | 393200 | 01/21/26 | 01/21/26 | ZST |
| Methylene Chloride | **1.2** | J | ug/L | 10 | 0.2 | 1 | 393200 | 01/21/26 | 01/21/26 | ZST |
| 1,1-Dichloroethane | **1.3** | | ug/L | 0.5 | 0.1 | 1 | 393200 | 01/21/26 | 01/21/26 | ZST |
| cis-1,2-Dichloroethene | **2.0** | | ug/L | 0.5 | 0.09 | 1 | 393200 | 01/21/26 | 01/21/26 | ZST |
| 1,2-Dichloroethane | ND | | ug/L | 0.5 | 0.1 | 1 | 393200 | 01/21/26 | 01/21/26 | ZST |
| Benzene | **0.3** | J | ug/L | 0.5 | 0.1 | 1 | 393200 | 01/21/26 | 01/21/26 | ZST |
| Trichloroethene | **0.5** | | ug/L | 0.5 | 0.1 | 1 | 393200 | 01/21/26 | 01/21/26 | ZST |
| Tetrachloroethene | **0.3** | J | ug/L | 0.5 | 0.1 | 1 | 393200 | 01/21/26 | 01/21/26 | ZST |
| 1,4-Dichlorobenzene | **1.0** | | ug/L | 0.5 | 0.2 | 1 | 393200 | 01/21/26 | 01/21/26 | ZST |
| **Surrogates** | | | | **Limits** | | | | | | |
| Dibromofluoromethane | 102% | | %REC | 70-130 | | 1 | 393200 | 01/21/26 | 01/21/26 | ZST |
| 1,2-Dichloroethane-d4 | 112% | | %REC | 70-130 | | 1 | 393200 | 01/21/26 | 01/21/26 | ZST |
| Toluene-d8 | 95% | | %REC | 70-130 | | 1 | 393200 | 01/21/26 | 01/21/26 | ZST |
| Bromofluorobenzene | 96% | | %REC | 70-130 | | 1 | 393200 | 01/21/26 | 01/21/26 | ZST |
| Method: EPA 8270C-SIM<br>Prep Method: EPA 3535 | | | | | | | | | | |
| 1,4-Dioxane | ND | | ug/L | 1.0 | 0.87 | 1 | 393612 | 01/27/26 | 01/28/26 | MSS |
| **Surrogates** | | | | **Limits** | | | | | | |
| 1,4-Dioxane-d8 (SUR) | 98% | | %REC | 80-120 | | 1 | 393612 | 01/27/26 | 01/28/26 | MSS |



Results for any subcontracted analyses are not included in this section.

ENTHALPY ANALYTICAL

# Analysis Results for 551157

| 551157-004 Analyte | Result | Qual | Units | RL | MDL | DF | Batch | Prepared | Analyzed | Chemist |
|---|---|---|---|---|---|---|---|---|---|---|
| Method: SM 4500-S2-D<br>Prep Method: METHOD | | | | | | | | | | |
| Sulfide | ND | | mg/L | 0.10 | | 1 | 393338 | 01/22/26 | 01/22/26 | TXC |
| Method: SM 5310B<br>Prep Method: SM 5310B | | | | | | | | | | |
| Total Organic Carbon | **1.8** | | mg/L | 1.0 | 0.49 | 1 | 393301 | 01/22/26 | 01/22/26 | BDR |
| Method: SM2320B<br>Prep Method: METHOD | | | | | | | | | | |
| Alkalinity, Bicarbonate, as CaCO3 | **330** | | mg/L | 5.0 | | 2.5 | 393948 | 01/30/26 | 01/30/26 | ARM |
| Alkalinity, Total as CaCO3 | **330** | | mg/L | 5.0 | | 2.5 | 393948 | 01/30/26 | 01/30/26 | ARM |
| Method: SM2540C<br>Prep Method: METHOD | | | | | | | | | | |
| Total Dissolved Solids | **790** | | mg/L | 20 | | 2 | 393427 | 01/23/26 | 01/26/26 | CDR |



Results for any subcontracted analyses are not included in this section.

ENTHALPY ANALYTICAL

# Analysis Results for 551157

| Sample ID: DW-3 | Lab ID: 551157-005 | Collected: 01/20/26 12:06 |
|---|---|---|
| | Matrix: Water | |

| 551157-005 Analyte | Result | Qual | Units | RL | MDL | DF | Batch | Prepared | Analyzed | Chemist |
|---|---|---|---|---|---|---|---|---|---|---|
| Method: EPA 300.0<br>Prep Method: METHOD | | | | | | | | | | |
| Fluoride | **0.58** | | mg/L | 0.20 | 0.073 | 1 | 393152 | 01/21/26 14:22 | 01/22/26 01:33 | SSN |
| Chloride | **67** | | mg/L | 1.0 | 0.27 | 1 | 393152 | 01/21/26 14:22 | 01/22/26 01:33 | SSN |
| Bromide | **0.26** | J | mg/L | 0.30 | 0.060 | 1 | 393152 | 01/21/26 14:22 | 01/22/26 01:33 | SSN |
| Nitrogen, Nitrate | **6.0** | | mg/L | 0.10 | 0.05 | 1 | 393152 | 01/21/26 14:22 | 01/22/26 01:33 | SSN |
| Sulfate | **120** | | mg/L | 10 | 1.8 | 10 | 393152 | 01/21/26 14:22 | 01/22/26 02:26 | SSN |
| Method: EPA 350.1<br>Prep Method: METHOD | | | | | | | | | | |
| Ammonia-N | ND | | mg/L | 0.10 | 0.068 | 1 | 393823 | 01/28/26 | 01/29/26 | CKN |
| Method: EPA 410.4<br>Prep Method: EPA 410.4 | | | | | | | | | | |
| Chemical Oxygen Demand | ND | | mg/L | 4.0 | 2.0 | 1 | 393241 | 01/22/26 | 01/22/26 | ARM |
| Method: EPA 6010B<br>Prep Method: EPA 3015A | | | | | | | | | | |
| Boron | **0.33** | | mg/L | 0.050 | 0.0090 | 1 | 393187 | 01/21/26 | 01/21/26 | DXC |
| Calcium | **44** | | mg/L | 0.10 | 0.0095 | 1 | 393187 | 01/21/26 | 01/21/26 | DXC |
| Iron | ND | | mg/L | 0.050 | 0.017 | 1 | 393187 | 01/21/26 | 01/21/26 | DXC |
| Magnesium | **5.6** | | mg/L | 0.10 | 0.017 | 1 | 393187 | 01/21/26 | 01/21/26 | DXC |
| Manganese | **0.0025** | J | mg/L | 0.010 | 0.00075 | 1 | 393187 | 01/21/26 | 01/21/26 | DXC |
| Potassium | **1.7** | | mg/L | 0.50 | 0.20 | 1 | 393187 | 01/21/26 | 01/21/26 | DXC |
| Sodium | **130** | | mg/L | 0.50 | 0.017 | 1 | 393187 | 01/21/26 | 01/21/26 | DXC |
| Method: EPA 8260B<br>Prep Method: EPA 5030B | | | | | | | | | | |
| Freon 12 | **5.3** | | ug/L | 1.0 | 0.1 | 1 | 393200 | 01/22/26 | 01/22/26 | ZST |
| Chloromethane | ND | | ug/L | 1.0 | 0.2 | 1 | 393200 | 01/22/26 | 01/22/26 | ZST |
| Vinyl Chloride | ND | | ug/L | 0.5 | 0.1 | 1 | 393200 | 01/22/26 | 01/22/26 | ZST |
| 1,1-Dichloroethene | ND | | ug/L | 0.5 | 0.08 | 1 | 393200 | 01/22/26 | 01/22/26 | ZST |
| Methylene Chloride | ND | | ug/L | 10 | 0.2 | 1 | 393200 | 01/22/26 | 01/22/26 | ZST |
| 1,1-Dichloroethane | **0.4** | J | ug/L | 0.5 | 0.1 | 1 | 393200 | 01/22/26 | 01/22/26 | ZST |
| cis-1,2-Dichloroethene | ND | | ug/L | 0.5 | 0.09 | 1 | 393200 | 01/22/26 | 01/22/26 | ZST |
| 1,2-Dichloroethane | ND | | ug/L | 0.5 | 0.1 | 1 | 393200 | 01/22/26 | 01/22/26 | ZST |
| Benzene | ND | | ug/L | 0.5 | 0.1 | 1 | 393200 | 01/22/26 | 01/22/26 | ZST |
| Trichloroethene | **0.2** | J | ug/L | 0.5 | 0.1 | 1 | 393200 | 01/22/26 | 01/22/26 | ZST |
| Tetrachloroethene | **1.7** | | ug/L | 0.5 | 0.1 | 1 | 393200 | 01/22/26 | 01/22/26 | ZST |
| 1,4-Dichlorobenzene | ND | | ug/L | 0.5 | 0.2 | 1 | 393200 | 01/22/26 | 01/22/26 | ZST |
| **Surrogates** | | | | **Limits** | | | | | | |
| Dibromofluoromethane | 103% | | %REC | 70-130 | | 1 | 393200 | 01/22/26 | 01/22/26 | ZST |
| 1,2-Dichloroethane-d4 | 111% | | %REC | 70-130 | | 1 | 393200 | 01/22/26 | 01/22/26 | ZST |
| Toluene-d8 | 95% | | %REC | 70-130 | | 1 | 393200 | 01/22/26 | 01/22/26 | ZST |
| Bromofluorobenzene | 97% | | %REC | 70-130 | | 1 | 393200 | 01/22/26 | 01/22/26 | ZST |
| Method: EPA 8270C-SIM<br>Prep Method: EPA 3535 | | | | | | | | | | |
| 1,4-Dioxane | ND | | ug/L | 1.0 | 0.87 | 1 | 393612 | 01/27/26 | 01/28/26 | MSS |
| **Surrogates** | | | | **Limits** | | | | | | |
| 1,4-Dioxane-d8 (SUR) | 100% | | %REC | 80-120 | | 1 | 393612 | 01/27/26 | 01/28/26 | MSS |



Results for any subcontracted analyses are not included in this section.

ENTHALPY ANALYTICAL

# Analysis Results for 551157

| 551157-005 Analyte | Result | Qual | Units | RL | MDL | DF | Batch | Prepared | Analyzed | Chemist |
|---|---|---|---|---|---|---|---|---|---|---|
| Method: SM 4500-S2-D<br>Prep Method: METHOD | | | | | | | | | | |
| Sulfide | ND | | mg/L | 0.10 | | 1 | 393338 | 01/22/26 | 01/22/26 | TXC |
| Method: SM 5310B<br>Prep Method: SM 5310B | | | | | | | | | | |
| Total Organic Carbon | **2.7** | | mg/L | 1.0 | 0.49 | 1 | 393301 | 01/22/26 | 01/22/26 | BDR |
| Method: SM2320B<br>Prep Method: METHOD | | | | | | | | | | |
| Alkalinity, Bicarbonate, as CaCO3 | **260** | | mg/L | 5.0 | | 2.5 | 393948 | 01/30/26 | 01/30/26 | ARM |
| Alkalinity, Total as CaCO3 | **260** | | mg/L | 5.0 | | 2.5 | 393948 | 01/30/26 | 01/30/26 | ARM |
| Method: SM2540C<br>Prep Method: METHOD | | | | | | | | | | |
| Total Dissolved Solids | **530** | | mg/L | 20 | | 2 | 393427 | 01/23/26 | 01/26/26 | CDR |

**Sample ID: QCFB** **Lab ID: 551157-006** **Collected: 01/20/26 08:24**
**Matrix: Water**

| 551157-006 Analyte | Result | Qual | Units | RL | MDL | DF | Batch | Prepared | Analyzed | Chemist |
|---|---|---|---|---|---|---|---|---|---|---|
| Method: EPA 8260B<br>Prep Method: EPA 5030B | | | | | | | | | | |
| Freon 12 | ND | | ug/L | 1.0 | 0.1 | 1 | 393200 | 01/22/26 | 01/22/26 | ZST |
| Chloromethane | ND | | ug/L | 1.0 | 0.2 | 1 | 393200 | 01/22/26 | 01/22/26 | ZST |
| Vinyl Chloride | ND | | ug/L | 0.5 | 0.1 | 1 | 393200 | 01/22/26 | 01/22/26 | ZST |
| 1,1-Dichloroethene | ND | | ug/L | 0.5 | 0.08 | 1 | 393200 | 01/22/26 | 01/22/26 | ZST |
| Methylene Chloride | **0.3** | J | ug/L | 10 | 0.2 | 1 | 393200 | 01/22/26 | 01/22/26 | ZST |
| 1,1-Dichloroethane | ND | | ug/L | 0.5 | 0.1 | 1 | 393200 | 01/22/26 | 01/22/26 | ZST |
| cis-1,2-Dichloroethene | ND | | ug/L | 0.5 | 0.09 | 1 | 393200 | 01/22/26 | 01/22/26 | ZST |
| 1,2-Dichloroethane | ND | | ug/L | 0.5 | 0.1 | 1 | 393200 | 01/22/26 | 01/22/26 | ZST |
| Benzene | ND | | ug/L | 0.5 | 0.1 | 1 | 393200 | 01/22/26 | 01/22/26 | ZST |
| Trichloroethene | ND | | ug/L | 0.5 | 0.1 | 1 | 393200 | 01/22/26 | 01/22/26 | ZST |
| Tetrachloroethene | ND | | ug/L | 0.5 | 0.1 | 1 | 393200 | 01/22/26 | 01/22/26 | ZST |
| 1,4-Dichlorobenzene | ND | | ug/L | 0.5 | 0.2 | 1 | 393200 | 01/22/26 | 01/22/26 | ZST |
| **Surrogates** | | | | **Limits** | | | | | | |
| Dibromofluoromethane | 104% | | %REC | 70-130 | | 1 | 393200 | 01/22/26 | 01/22/26 | ZST |
| 1,2-Dichloroethane-d4 | 114% | | %REC | 70-130 | | 1 | 393200 | 01/22/26 | 01/22/26 | ZST |
| Toluene-d8 | 93% | | %REC | 70-130 | | 1 | 393200 | 01/22/26 | 01/22/26 | ZST |
| Bromofluorobenzene | 97% | | %REC | 70-130 | | 1 | 393200 | 01/22/26 | 01/22/26 | ZST |



Results for any subcontracted analyses are not included in this section.

ENTHALPY ANALYTICAL

# Analysis Results for 551157

| Sample ID: QCTB | Lab ID: 551157-007 | Collected: 01/20/26 |
|---|---|---|
| | Matrix: Water | |

| 551157-007 Analyte | Result | Qual | Units | RL | MDL | DF | Batch | Prepared | Analyzed | Chemist |
|---|---|---|---|---|---|---|---|---|---|---|
| Method: EPA 8260B<br>Prep Method: EPA 5030B | | | | | | | | | | |
| Freon 12 | ND | | ug/L | 1.0 | 0.1 | 1 | 393200 | 01/22/26 | 01/22/26 | ZST |
| Chloromethane | ND | | ug/L | 1.0 | 0.2 | 1 | 393200 | 01/22/26 | 01/22/26 | ZST |
| Vinyl Chloride | ND | | ug/L | 0.5 | 0.1 | 1 | 393200 | 01/22/26 | 01/22/26 | ZST |
| 1,1-Dichloroethene | ND | | ug/L | 0.5 | 0.08 | 1 | 393200 | 01/22/26 | 01/22/26 | ZST |
| Methylene Chloride | **0.4** | J | ug/L | 10 | 0.2 | 1 | 393200 | 01/22/26 | 01/22/26 | ZST |
| 1,1-Dichloroethane | ND | | ug/L | 0.5 | 0.1 | 1 | 393200 | 01/22/26 | 01/22/26 | ZST |
| cis-1,2-Dichloroethene | ND | | ug/L | 0.5 | 0.09 | 1 | 393200 | 01/22/26 | 01/22/26 | ZST |
| 1,2-Dichloroethane | ND | | ug/L | 0.5 | 0.1 | 1 | 393200 | 01/22/26 | 01/22/26 | ZST |
| Benzene | ND | | ug/L | 0.5 | 0.1 | 1 | 393200 | 01/22/26 | 01/22/26 | ZST |
| Trichloroethene | ND | | ug/L | 0.5 | 0.1 | 1 | 393200 | 01/22/26 | 01/22/26 | ZST |
| Tetrachloroethene | ND | | ug/L | 0.5 | 0.1 | 1 | 393200 | 01/22/26 | 01/22/26 | ZST |
| 1,4-Dichlorobenzene | ND | | ug/L | 0.5 | 0.2 | 1 | 393200 | 01/22/26 | 01/22/26 | ZST |
| **Surrogates** | | | | **Limits** | | | | | | |
| Dibromofluoromethane | 106% | | %REC | 70-130 | | 1 | 393200 | 01/22/26 | 01/22/26 | ZST |
| 1,2-Dichloroethane-d4 | 114% | | %REC | 70-130 | | 1 | 393200 | 01/22/26 | 01/22/26 | ZST |
| Toluene-d8 | 95% | | %REC | 70-130 | | 1 | 393200 | 01/22/26 | 01/22/26 | ZST |
| Bromofluorobenzene | 98% | | %REC | 70-130 | | 1 | 393200 | 01/22/26 | 01/22/26 | ZST |

J Estimated value
ND Not Detected



Results for any subcontracted analyses are not included in this section.

ENTHALPY ANALYTICAL

# Batch QC

| | | | | | |
|---|---|---|---|---|---|
| **Type:** | **Blank** | **Lab ID:** | **QC1332918** | **Batch:** | **393152** |
| **Matrix:** | **Water** | **Method:** | **EPA 300.0** | **Prep Method:** | **METHOD** |

| QC1332918 Analyte | Result | Qual | Units | RL | MDL | Prepared | Analyzed |
|---|---|---|---|---|---|---|---|
| Fluoride | ND | | mg/L | 0.20 | 0.073 | 01/21/26 14:22 | 01/21/26 15:00 |
| Chloride | ND | | mg/L | 1.0 | 0.27 | 01/21/26 14:22 | 01/21/26 15:00 |
| Bromide | ND | | mg/L | 0.30 | 0.060 | 01/21/26 14:22 | 01/21/26 15:00 |
| Nitrogen, Nitrate | ND | | mg/L | 0.10 | 0.05 | 01/21/26 14:22 | 01/21/26 15:00 |
| Sulfate | ND | | mg/L | 1.0 | 0.18 | 01/21/26 14:22 | 01/21/26 15:00 |

| | | | | | |
|---|---|---|---|---|---|
| **Type:** | **Lab Control Sample** | **Lab ID:** | **QC1332919** | **Batch:** | **393152** |
| **Matrix:** | **Water** | **Method:** | **EPA 300.0** | **Prep Method:** | **METHOD** |

| QC1332919 Analyte | Result | Spiked | Units | Recovery | Qual | Limits |
|---|---|---|---|---|---|---|
| Fluoride | 10.82 | 10.00 | mg/L | 108% | | 90-110 |
| Chloride | 51.07 | 50.00 | mg/L | 102% | | 90-110 |
| Bromide | 15.55 | 15.00 | mg/L | 104% | | 90-110 |
| Nitrogen, Nitrate | 4.695 | 4.518 | mg/L | 104% | | 90-110 |
| Sulfate | 26.94 | 25.00 | mg/L | 108% | | 90-110 |

| | | | | | |
|---|---|---|---|---|---|
| **Type:** | **Matrix Spike** | **Lab ID:** | **QC1332921** | **Batch:** | **393152** |
| **Matrix (Source ID):** | **Water (551266-003)** | **Method:** | **EPA 300.0** | **Prep Method:** | **METHOD** |

| QC1332921 Analyte | Result | Source Sample Result | Spiked | Units | Recovery | Qual | Limits | DF |
|---|---|---|---|---|---|---|---|---|
| Fluoride | 22.17 | 0.1348 | 20.00 | mg/L | 110% | | 80-129 | 1 |
| Chloride | 122.5 | 10.88 | 100.0 | mg/L | 112% | | 80-123 | 1 |
| Bromide | 16.11 | 0.07434 | 15.00 | mg/L | 107% | | 80-121 | 1 |
| Nitrogen, Nitrate | 9.809 | 0.07395 | 9.036 | mg/L | 108% | | 80-123 | 1 |
| Sulfate | 83.22 | 30.05 | 50.00 | mg/L | 106% | | 79-124 | 1 |

| | | | | | |
|---|---|---|---|---|---|
| **Type:** | **Matrix Spike Duplicate** | **Lab ID:** | **QC1332922** | **Batch:** | **393152** |
| **Matrix (Source ID):** | **Water (551266-003)** | **Method:** | **EPA 300.0** | **Prep Method:** | **METHOD** |

| QC1332922 Analyte | Result | Source Sample Result | Spiked | Units | Recovery | Qual | Limits | RPD | RPD Lim | DF |
|---|---|---|---|---|---|---|---|---|---|---|
| Fluoride | 22.28 | 0.1348 | 20.00 | mg/L | 111% | | 80-129 | 0 | 21 | 1 |
| Chloride | 123.1 | 10.88 | 100.0 | mg/L | 112% | | 80-123 | 0 | 20 | 1 |
| Bromide | 16.19 | 0.07434 | 15.00 | mg/L | 107% | | 80-121 | 0 | 20 | 1 |
| Nitrogen, Nitrate | 9.848 | 0.07395 | 9.036 | mg/L | 108% | | 80-123 | 0 | 20 | 1 |
| Sulfate | 83.37 | 30.05 | 50.00 | mg/L | 107% | | 79-124 | 0 | 20 | 1 |

| | | | | | |
|---|---|---|---|---|---|
| **Type:** | **Blank** | **Lab ID:** | **QC1335238** | **Batch:** | **393823** |
| **Matrix:** | **Water** | **Method:** | **EPA 350.1** | **Prep Method:** | **METHOD** |

| QC1335238 Analyte | Result | Qual | Units | RL | MDL | Prepared | Analyzed |
|---|---|---|---|---|---|---|---|
| Ammonia-N | ND | | mg/L | 0.10 | 0.068 | 01/28/26 | 01/29/26 |

ENTHALPY ANALYTICAL

# Batch QC

| Type: | Lab Control Sample | Lab ID: | QC1335239 | Batch: | 393823 |
|---|---|---|---|---|---|
| Matrix: | Water | Method: | EPA 350.1 | Prep Method: | METHOD |

| QC1335239 Analyte | Result | Spiked | Units | Recovery | Qual | Limits |
|---|---|---|---|---|---|---|
| Ammonia-N | 1.025 | 1.000 | mg/L | 103% | | 90-110 |

| Type: | Matrix Spike | Lab ID: | QC1335243 | Batch: | 393823 |
|---|---|---|---|---|---|
| Matrix (Source ID): | Water (551124-001) | Method: | EPA 350.1 | Prep Method: | METHOD |

| QC1335243 Analyte | Result | Source Sample Result | Spiked | Units | Recovery | Qual | Limits | DF |
|---|---|---|---|---|---|---|---|---|
| Ammonia-N | 1.032 | ND | 1.000 | mg/L | 103% | | 90-110 | 1 |

| Type: | Matrix Spike Duplicate | Lab ID: | QC1335244 | Batch: | 393823 |
|---|---|---|---|---|---|
| Matrix (Source ID): | Water (551124-001) | Method: | EPA 350.1 | Prep Method: | METHOD |

| QC1335244 Analyte | Result | Source Sample Result | Spiked | Units | Recovery | Qual | Limits | RPD | RPD Lim | DF |
|---|---|---|---|---|---|---|---|---|---|---|
| Ammonia-N | 0.9073 | ND | 1.000 | mg/L | 91% | | 90-110 | 13 | 20 | 1 |

| Type: | Matrix Spike | Lab ID: | QC1335245 | Batch: | 393823 |
|---|---|---|---|---|---|
| Matrix (Source ID): | Water (551124-002) | Method: | EPA 350.1 | Prep Method: | METHOD |

| QC1335245 Analyte | Result | Source Sample Result | Spiked | Units | Recovery | Qual | Limits | DF |
|---|---|---|---|---|---|---|---|---|
| Ammonia-N | 1.003 | ND | 1.000 | mg/L | 100% | | 90-110 | 1 |

| Type: | Matrix Spike Duplicate | Lab ID: | QC1335246 | Batch: | 393823 |
|---|---|---|---|---|---|
| Matrix (Source ID): | Water (551124-002) | Method: | EPA 350.1 | Prep Method: | METHOD |

| QC1335246 Analyte | Result | Source Sample Result | Spiked | Units | Recovery | Qual | Limits | RPD | RPD Lim | DF |
|---|---|---|---|---|---|---|---|---|---|---|
| Ammonia-N | 1.021 | ND | 1.000 | mg/L | 102% | | 90-110 | 2 | 20 | 1 |

| Type: | Blank | Lab ID: | QC1333241 | Batch: | 393241 |
|---|---|---|---|---|---|
| Matrix: | Water | Method: | EPA 410.4 | Prep Method: | EPA 410.4 |

| QC1333241 Analyte | Result | Qual | Units | RL | MDL | Prepared | Analyzed |
|---|---|---|---|---|---|---|---|
| Chemical Oxygen Demand | ND | | mg/L | 4.0 | 2.0 | 01/22/26 | 01/22/26 |

| Type: | Lab Control Sample | Lab ID: | QC1333242 | Batch: | 393241 |
|---|---|---|---|---|---|
| Matrix: | Water | Method: | EPA 410.4 | Prep Method: | EPA 410.4 |

| QC1333242 Analyte | Result | Spiked | Units | Recovery | Qual | Limits |
|---|---|---|---|---|---|---|
| Chemical Oxygen Demand | 97.00 | 100.0 | mg/L | 97% | | 90-110 |

ENTHALPY ANALYTICAL

# Batch QC

| Type: | Matrix Spike | Lab ID: | QC1333243 | Batch: | 393241 |
|---|---|---|---|---|---|
| Matrix (Source ID): | Water (550965-001) | Method: | EPA 410.4 | Prep Method: | EPA 410.4 |

| QC1333243 Analyte | Result | Source Sample Result | Spiked | Units | Recovery | Qual | Limits | DF |
|---|---|---|---|---|---|---|---|---|
| Chemical Oxygen Demand | 110.0 | 23.00 | 100.0 | mg/L | 87% | | 75-125 | 2 |

| Type: | Matrix Spike Duplicate | Lab ID: | QC1333244 | Batch: | 393241 |
|---|---|---|---|---|---|
| Matrix (Source ID): | Water (550965-001) | Method: | EPA 410.4 | Prep Method: | EPA 410.4 |

| QC1333244 Analyte | Result | Source Sample Result | Spiked | Units | Recovery | Qual | Limits | RPD | RPD Lim | DF |
|---|---|---|---|---|---|---|---|---|---|---|
| Chemical Oxygen Demand | 108.0 | 23.00 | 100.0 | mg/L | 85% | | 75-125 | 2 | 20 | 2 |

| Type: | Matrix Spike | Lab ID: | QC1333245 | Batch: | 393241 |
|---|---|---|---|---|---|
| Matrix (Source ID): | Water (551124-001) | Method: | EPA 410.4 | Prep Method: | EPA 410.4 |

| QC1333245 Analyte | Result | Source Sample Result | Spiked | Units | Recovery | Qual | Limits | DF |
|---|---|---|---|---|---|---|---|---|
| Chemical Oxygen Demand | 92.00 | ND | 100.0 | mg/L | 92% | | 75-125 | 2 |

| Type: | Matrix Spike Duplicate | Lab ID: | QC1333246 | Batch: | 393241 |
|---|---|---|---|---|---|
| Matrix (Source ID): | Water (551124-001) | Method: | EPA 410.4 | Prep Method: | EPA 410.4 |

| QC1333246 Analyte | Result | Source Sample Result | Spiked | Units | Recovery | Qual | Limits | RPD | RPD Lim | DF |
|---|---|---|---|---|---|---|---|---|---|---|
| Chemical Oxygen Demand | 90.00 | ND | 100.0 | mg/L | 90% | | 75-125 | 2 | 20 | 2 |

| Type: | Blank | Lab ID: | QC1333051 | Batch: | 393187 |
|---|---|---|---|---|---|
| Matrix: | Water | Method: | EPA 6010B | Prep Method: | EPA 3015A |

| QC1333051 Analyte | Result | Qual | Units | RL | MDL | Prepared | Analyzed |
|---|---|---|---|---|---|---|---|
| Boron | ND | | mg/L | 0.050 | 0.0090 | 01/21/26 | 01/21/26 |
| Calcium | ND | | mg/L | 0.10 | 0.0095 | 01/21/26 | 01/21/26 |
| Iron | ND | | mg/L | 0.020 | 0.017 | 01/21/26 | 01/21/26 |
| Magnesium | ND | | mg/L | 0.10 | 0.017 | 01/21/26 | 01/21/26 |
| Manganese | ND | | mg/L | 0.010 | 0.00075 | 01/21/26 | 01/21/26 |
| Potassium | ND | | mg/L | 0.50 | 0.20 | 01/21/26 | 01/21/26 |
| Sodium | 0.026 | J | mg/L | 0.50 | 0.017 | 01/21/26 | 01/21/26 |

ENTHALPY ANALYTICAL

# Batch QC

| Type: | Matrix Spike | Lab ID: | QC1333052 | Batch: | 393187 |
|---|---|---|---|---|---|
| Matrix (Source ID): | Water (551157-001) | Method: | EPA 6010B | Prep Method: | EPA 3015A |

| QC1333052 Analyte | Result | Source Sample Result | Spiked | Units | Recovery | Qual | Limits | DF |
|---|---|---|---|---|---|---|---|---|
| Boron | 0.7445 | 0.3703 | 0.4000 | mg/L | 94% | | 75-125 | 1 |
| Calcium | 90.72 | 72.73 | 20.40 | mg/L | 88% | | 75-125 | 1 |
| Iron | 0.4116 | 0.03673 | 0.4000 | mg/L | 94% | | 75-125 | 1 |
| Magnesium | 28.88 | 9.999 | 20.40 | mg/L | 93% | | 75-125 | 1 |
| Manganese | 0.5303 | 0.1336 | 0.4000 | mg/L | 99% | | 75-125 | 1 |
| Potassium | 23.71 | 1.523 | 24.00 | mg/L | 92% | | 75-125 | 1 |
| Sodium | 244.2 | 228.9 | 20.40 | mg/L | 75% | NM | 75-125 | 1 |

| Type: | Matrix Spike Duplicate | Lab ID: | QC1333053 | Batch: | 393187 |
|---|---|---|---|---|---|
| Matrix (Source ID): | Water (551157-001) | Method: | EPA 6010B | Prep Method: | EPA 3015A |

| QC1333053 Analyte | Result | Source Sample Result | Spiked | Units | Recovery | Qual | Limits | RPD | RPD Lim | DF |
|---|---|---|---|---|---|---|---|---|---|---|
| Boron | 0.7365 | 0.3703 | 0.4000 | mg/L | 92% | | 75-125 | 1 | 20 | 1 |
| Calcium | 90.34 | 72.73 | 20.40 | mg/L | 86% | | 75-125 | 0 | 20 | 1 |
| Iron | 0.4064 | 0.03673 | 0.4000 | mg/L | 92% | | 75-125 | 1 | 22 | 1 |
| Magnesium | 28.45 | 9.999 | 20.40 | mg/L | 90% | | 75-125 | 2 | 20 | 1 |
| Manganese | 0.5304 | 0.1336 | 0.4000 | mg/L | 99% | | 75-125 | 0 | 20 | 1 |
| Potassium | 23.19 | 1.523 | 24.00 | mg/L | 90% | | 75-125 | 2 | 20 | 1 |
| Sodium | 243.8 | 228.9 | 20.40 | mg/L | 73% | NM | 75-125 | 0 | 20 | 1 |

| Type: | Lab Control Sample | Lab ID: | QC1333054 | Batch: | 393187 |
|---|---|---|---|---|---|
| Matrix: | Water | Method: | EPA 6010B | Prep Method: | EPA 3015A |

| QC1333054 Analyte | Result | Spiked | Units | Recovery | Qual | Limits |
|---|---|---|---|---|---|---|
| Boron | 0.3633 | 0.4000 | mg/L | 91% | | 80-120 |
| Calcium | 18.82 | 20.40 | mg/L | 92% | | 80-120 |
| Iron | 0.3793 | 0.4000 | mg/L | 95% | | 80-120 |
| Magnesium | 19.00 | 20.40 | mg/L | 93% | | 80-120 |
| Manganese | 0.3787 | 0.4000 | mg/L | 95% | | 80-120 |
| Potassium | 21.59 | 24.00 | mg/L | 90% | | 80-120 |
| Sodium | 18.43 | 20.40 | mg/L | 90% | | 80-120 |

ENTHALPY ANALYTICAL

# Batch QC

| | | | | | |
|---|---|---|---|---|---|
| **Type:** | **Serial Dilution** | **Lab ID:** | **QC1333071** | **Batch:** | **393187** |
| **Matrix (Source ID):** | **Water (551157-001)** | **Method:** | **EPA 6010B** | **Prep Method:** | **EPA 3015A** |

| QC1333071 Analyte | Result | Source Sample Result | Units | Qual | RPD | RPD Lim | DF |
|---|---|---|---|---|---|---|---|
| Boron | 0.3649 | 0.3703 | mg/L | | | | 5 |
| Calcium | 74.88 | 72.73 | mg/L | | | | 5 |
| Iron | ND | 0.03673 | mg/L | | | | 5 |
| Magnesium | 10.30 | 9.999 | mg/L | | | | 5 |
| Manganese | 0.1340 | 0.1336 | mg/L | | | | 5 |
| Potassium | 1.343 | 1.523 | mg/L | J | | | 5 |
| Sodium | 234.5 | 228.9 | mg/L | | | | 5 |

| | | | | | |
|---|---|---|---|---|---|
| **Type:** | **Lab Control Sample** | **Lab ID:** | **QC1333072** | **Batch:** | **393200** |
| **Matrix:** | **Water** | **Method:** | **EPA 8260B** | **Prep Method:** | **EPA 5030B** |

| QC1333072 Analyte | Result | Spiked | Units | Recovery | Qual | Limits |
|---|---|---|---|---|---|---|
| 1,1-Dichloroethene | 43.83 | 50.00 | ug/L | 88% | | 69-128 |
| MTBE | 51.22 | 50.00 | ug/L | 102% | | 66-125 |
| Benzene | 48.25 | 50.00 | ug/L | 96% | | 76-121 |
| Trichloroethene | 42.24 | 50.00 | ug/L | 84% | | 76-124 |
| Toluene | 44.09 | 50.00 | ug/L | 88% | | 76-120 |
| Chlorobenzene | 44.41 | 50.00 | ug/L | 89% | | 78-120 |
| **Surrogates** | | | | | | |
| Dibromofluoromethane | 51.65 | 50.00 | ug/L | 103% | | 70-130 |
| 1,2-Dichloroethane-d4 | 54.86 | 50.00 | ug/L | 110% | | 70-130 |
| Toluene-d8 | 46.44 | 50.00 | ug/L | 93% | | 70-130 |
| Bromofluorobenzene | 48.57 | 50.00 | ug/L | 97% | | 70-130 |

| | | | | | |
|---|---|---|---|---|---|
| **Type:** | **Lab Control Sample Duplicate** | **Lab ID:** | **QC1333073** | **Batch:** | **393200** |
| **Matrix:** | **Water** | **Method:** | **EPA 8260B** | **Prep Method:** | **EPA 5030B** |

| QC1333073 Analyte | Result | Spiked | Units | Recovery | Qual | Limits | RPD | RPD Lim |
|---|---|---|---|---|---|---|---|---|
| 1,1-Dichloroethene | 54.05 | 50.00 | ug/L | 108% | | 69-128 | 21 | 23 |
| MTBE | 60.18 | 50.00 | ug/L | 120% | | 66-125 | 16 | 22 |
| Benzene | 59.30 | 50.00 | ug/L | 119% | | 76-121 | 21 | 21 |
| Trichloroethene | 46.20 | 50.00 | ug/L | 92% | | 76-124 | 9 | 22 |
| Toluene | 48.67 | 50.00 | ug/L | 97% | | 76-120 | 10 | 21 |
| Chlorobenzene | 48.79 | 50.00 | ug/L | 98% | | 78-120 | 9 | 20 |
| **Surrogates** | | | | | | | | |
| Dibromofluoromethane | 57.99 | 50.00 | ug/L | 116% | | 70-130 | | |
| 1,2-Dichloroethane-d4 | 61.40 | 50.00 | ug/L | 123% | | 70-130 | | |
| Toluene-d8 | 47.74 | 50.00 | ug/L | 95% | | 70-130 | | |
| Bromofluorobenzene | 48.38 | 50.00 | ug/L | 97% | | 70-130 | | |

ENTHALPY ANALYTICAL

# Batch QC

| Type: | Matrix Spike | Lab ID: | QC1333074 | Batch: | 393200 |
|---|---|---|---|---|---|
| Matrix (Source ID): | Water (551157-001) | Method: | EPA 8260B | Prep Method: | EPA 5030B |

| QC1333074 Analyte | Result | Source Sample Result | Spiked | Units | Recovery | Qual | Limits | DF |
|---|---|---|---|---|---|---|---|---|
| 1,1-Dichloroethene | 20.12 | ND | 20.00 | ug/L | 101% | | 62-131 | 1 |
| MTBE | 22.68 | ND | 20.00 | ug/L | 113% | | 61-124 | 1 |
| Benzene | 22.03 | ND | 20.00 | ug/L | 110% | | 70-123 | 1 |
| Trichloroethene | 19.02 | ND | 20.00 | ug/L | 95% | | 65-131 | 1 |
| Toluene | 19.44 | ND | 20.00 | ug/L | 97% | | 69-120 | 1 |
| Chlorobenzene | 19.41 | ND | 20.00 | ug/L | 97% | | 72-121 | 1 |
| **Surrogates** | | | | | | | | |
| Dibromofluoromethane | 53.14 | | 50.00 | ug/L | 106% | | 70-130 | 1 |
| 1,2-Dichloroethane-d4 | 59.29 | | 50.00 | ug/L | 119% | | 70-130 | 1 |
| Toluene-d8 | 46.09 | | 50.00 | ug/L | 92% | | 70-130 | 1 |
| Bromofluorobenzene | 48.29 | | 50.00 | ug/L | 97% | | 70-130 | 1 |

| Type: | Matrix Spike Duplicate | Lab ID: | QC1333075 | Batch: | 393200 |
|---|---|---|---|---|---|
| Matrix (Source ID): | Water (551157-001) | Method: | EPA 8260B | Prep Method: | EPA 5030B |

| QC1333075 Analyte | Result | Source Sample Result | Spiked | Units | Recovery | Qual | Limits | RPD | RPD Lim | DF |
|---|---|---|---|---|---|---|---|---|---|---|
| 1,1-Dichloroethene | 18.76 | ND | 20.00 | ug/L | 94% | | 62-131 | 7 | 31 | 1 |
| MTBE | 21.29 | ND | 20.00 | ug/L | 106% | | 61-124 | 6 | 30 | 1 |
| Benzene | 20.52 | ND | 20.00 | ug/L | 103% | | 70-123 | 7 | 31 | 1 |
| Trichloroethene | 19.10 | ND | 20.00 | ug/L | 96% | | 65-131 | 0 | 31 | 1 |
| Toluene | 19.50 | ND | 20.00 | ug/L | 98% | | 69-120 | 0 | 29 | 1 |
| Chlorobenzene | 19.69 | ND | 20.00 | ug/L | 98% | | 72-121 | 1 | 29 | 1 |
| **Surrogates** | | | | | | | | | | |
| Dibromofluoromethane | 51.27 | | 50.00 | ug/L | 103% | | 70-130 | | | 1 |
| 1,2-Dichloroethane-d4 | 56.06 | | 50.00 | ug/L | 112% | | 70-130 | | | 1 |
| Toluene-d8 | 47.69 | | 50.00 | ug/L | 95% | | 70-130 | | | 1 |
| Bromofluorobenzene | 49.81 | | 50.00 | ug/L | 100% | | 70-130 | | | 1 |

ENTHALPY ANALYTICAL

# Batch QC

| Type: Blank | Lab ID: QC1333077 | Batch: 393200 |
|---|---|---|
| Matrix: Water | Method: EPA 8260B | Prep Method: EPA 5030B |

| QC1333077 Analyte | Result | Qual | Units | RL | MDL | Prepared | Analyzed |
|---|---|---|---|---|---|---|---|
| Freon 12 | ND | | ug/L | 1.0 | 0.1 | 01/21/26 | 01/21/26 |
| Chloromethane | ND | | ug/L | 1.0 | 0.2 | 01/21/26 | 01/21/26 |
| Vinyl Chloride | ND | | ug/L | 0.5 | 0.1 | 01/21/26 | 01/21/26 |
| 1,1-Dichloroethene | ND | | ug/L | 0.5 | 0.08 | 01/21/26 | 01/21/26 |
| Methylene Chloride | ND | | ug/L | 10 | 0.2 | 01/21/26 | 01/21/26 |
| 1,1-Dichloroethane | ND | | ug/L | 0.5 | 0.1 | 01/21/26 | 01/21/26 |
| cis-1,2-Dichloroethene | ND | | ug/L | 0.5 | 0.09 | 01/21/26 | 01/21/26 |
| 1,2-Dichloroethane | ND | | ug/L | 0.5 | 0.1 | 01/21/26 | 01/21/26 |
| Benzene | ND | | ug/L | 0.5 | 0.1 | 01/21/26 | 01/21/26 |
| Trichloroethene | ND | | ug/L | 0.5 | 0.1 | 01/21/26 | 01/21/26 |
| Tetrachloroethene | ND | | ug/L | 0.5 | 0.1 | 01/21/26 | 01/21/26 |
| 1,4-Dichlorobenzene | ND | | ug/L | 0.5 | 0.2 | 01/21/26 | 01/21/26 |
| **Surrogates** | | | | **Limits** | | | |
| Dibromofluoromethane | 103% | | %REC | 70-130 | | 01/21/26 | 01/21/26 |
| 1,2-Dichloroethane-d4 | 111% | | %REC | 70-130 | | 01/21/26 | 01/21/26 |
| Toluene-d8 | 94% | | %REC | 70-130 | | 01/21/26 | 01/21/26 |
| Bromofluorobenzene | 98% | | %REC | 70-130 | | 01/21/26 | 01/21/26 |

| Type: Blank | Lab ID: QC1334550 | Batch: 393612 |
|---|---|---|
| Matrix: Water | Method: EPA 8270C-SIM | Prep Method: EPA 3535 |

| QC1334550 Analyte | Result | Qual | Units | RL | MDL | Prepared | Analyzed |
|---|---|---|---|---|---|---|---|
| 1,4-Dioxane | ND | | ug/L | 1.0 | 0.87 | 01/27/26 | 01/28/26 |
| **Surrogates** | | | | **Limits** | | | |
| 1,4-Dioxane-d8 (SUR) | 95% | | %REC | 80-120 | | 01/27/26 | 01/28/26 |

| Type: Lab Control Sample | Lab ID: QC1334551 | Batch: 393612 |
|---|---|---|
| Matrix: Water | Method: EPA 8270C-SIM | Prep Method: EPA 3535 |

| QC1334551 Analyte | Result | Spiked | Units | Recovery | Qual | Limits |
|---|---|---|---|---|---|---|
| 1,4-Dioxane | 11.00 | 10.00 | ug/L | 110% | | 79-120 |
| **Surrogates** | | | | | | |
| 1,4-Dioxane-d8 (SUR) | 10.15 | 10.00 | ug/L | 101% | | 80-120 |

| Type: Lab Control Sample Duplicate | Lab ID: QC1334552 | Batch: 393612 |
|---|---|---|
| Matrix: Water | Method: EPA 8270C-SIM | Prep Method: EPA 3535 |

| QC1334552 Analyte | Result | Spiked | Units | Recovery | Qual | Limits | RPD | RPD Lim |
|---|---|---|---|---|---|---|---|---|
| 1,4-Dioxane | 9.646 | 10.00 | ug/L | 96% | | 79-120 | 13 | 20 |
| **Surrogates** | | | | | | | | |
| 1,4-Dioxane-d8 (SUR) | 9.940 | 10.00 | ug/L | 99% | | 80-120 | | |

ENTHALPY ANALYTICAL

# Batch QC

**Type:** Blank **Lab ID:** QC1334022 **Batch:** 393476
**Matrix:** Water **Method:** SM 4500-S2-D **Prep Method:** METHOD

| QC1334022 Analyte | Result | Qual | Units | RL | MDL | Prepared | Analyzed |
|---|---|---|---|---|---|---|---|
| Sulfide | ND | | mg/L | 0.10 | | 01/24/26 | 01/24/26 |

**Type:** Lab Control Sample **Lab ID:** QC1334023 **Batch:** 393476
**Matrix:** Water **Method:** SM 4500-S2-D **Prep Method:** METHOD

| QC1334023 Analyte | Result | Spiked | Units | Recovery | Qual | Limits |
|---|---|---|---|---|---|---|
| Sulfide | 0.9000 | 1.000 | mg/L | 90% | | 90-110 |

**Type:** Matrix Spike **Lab ID:** QC1334102 **Batch:** 393476
**Matrix (Source ID):** Water (551157-002) **Method:** SM 4500-S2-D **Prep Method:** METHOD

| QC1334102 Analyte | Result | Source Sample Result | Spiked | Units | Recovery | Qual | Limits | DF |
|---|---|---|---|---|---|---|---|---|
| Sulfide | 0.8000 | ND | 1.000 | mg/L | 80% | | 80-120 | 1 |

**Type:** Matrix Spike Duplicate **Lab ID:** QC1334103 **Batch:** 393476
**Matrix (Source ID):** Water (551157-002) **Method:** SM 4500-S2-D **Prep Method:** METHOD

| QC1334103 Analyte | Result | Source Sample Result | Spiked | Units | Recovery | Qual | Limits | RPD | RPD Lim | DF |
|---|---|---|---|---|---|---|---|---|---|---|
| Sulfide | 0.8000 | ND | 1.000 | mg/L | 80% | | 80-120 | 0 | 20 | 1 |

**Type:** Blank **Lab ID:** QC1333570 **Batch:** 393338
**Matrix:** Water **Method:** SM 4500-S2-D **Prep Method:** METHOD

| QC1333570 Analyte | Result | Qual | Units | RL | MDL | Prepared | Analyzed |
|---|---|---|---|---|---|---|---|
| Sulfide | ND | | mg/L | 0.10 | | 01/22/26 | 01/22/26 |

**Type:** Lab Control Sample **Lab ID:** QC1333571 **Batch:** 393338
**Matrix:** Water **Method:** SM 4500-S2-D **Prep Method:** METHOD

| QC1333571 Analyte | Result | Spiked | Units | Recovery | Qual | Limits |
|---|---|---|---|---|---|---|
| Sulfide | 0.9000 | 1.000 | mg/L | 90% | | 90-110 |

**Type:** Matrix Spike **Lab ID:** QC1333572 **Batch:** 393338
**Matrix (Source ID):** Drinking Water (551376-001) **Method:** SM 4500-S2-D **Prep Method:** METHOD

| QC1333572 Analyte | Result | Source Sample Result | Spiked | Units | Recovery | Qual | Limits | DF |
|---|---|---|---|---|---|---|---|---|
| Sulfide | 0.9000 | ND | 1.000 | mg/L | 90% | | 80-120 | 1 |

ENTHALPY ANALYTICAL

# Batch QC

| Type: | Matrix Spike Duplicate | Lab ID: | QC1333573 | Batch: | 393338 |
|---|---|---|---|---|---|
| Matrix (Source ID): | Drinking Water (551376-001) | Method: | SM 4500-S2-D | Prep Method: | METHOD |

| QC1333573 Analyte | Result | Source Sample Result | Spiked | Units | Recovery | Qual | Limits | RPD | RPD Lim | DF |
|---|---|---|---|---|---|---|---|---|---|---|
| Sulfide | 0.9000 | ND | 1.000 | mg/L | 90% | | 80-120 | 0 | 20 | 1 |

| Type: | Blank | Lab ID: | QC1333432 | Batch: | 393301 |
|---|---|---|---|---|---|
| Matrix: | Water | Method: | SM 5310B | Prep Method: | SM 5310B |

| QC1333432 Analyte | Result | Qual | Units | RL | MDL | Prepared | Analyzed |
|---|---|---|---|---|---|---|---|
| Total Organic Carbon | ND | | mg/L | 1.0 | 0.49 | 01/22/26 | 01/22/26 |

| Type: | Lab Control Sample | Lab ID: | QC1333433 | Batch: | 393301 |
|---|---|---|---|---|---|
| Matrix: | Water | Method: | SM 5310B | Prep Method: | SM 5310B |

| QC1333433 Analyte | Result | Spiked | Units | Recovery | Qual | Limits |
|---|---|---|---|---|---|---|
| Total Organic Carbon | 23.41 | 25.00 | mg/L | 94% | | 85-115 |

| Type: | Matrix Spike | Lab ID: | QC1333434 | Batch: | 393301 |
|---|---|---|---|---|---|
| Matrix (Source ID): | Water (551124-001) | Method: | SM 5310B | Prep Method: | SM 5310B |

| QC1333434 Analyte | Result | Source Sample Result | Spiked | Units | Recovery | Qual | Limits | DF |
|---|---|---|---|---|---|---|---|---|
| Total Organic Carbon | 27.93 | 0.8952 | 25.00 | mg/L | 108% | | 75-125 | 1 |

| Type: | Matrix Spike Duplicate | Lab ID: | QC1333435 | Batch: | 393301 |
|---|---|---|---|---|---|
| Matrix (Source ID): | Water (551124-001) | Method: | SM 5310B | Prep Method: | SM 5310B |

| QC1333435 Analyte | Result | Source Sample Result | Spiked | Units | Recovery | Qual | Limits | RPD | RPD Lim | DF |
|---|---|---|---|---|---|---|---|---|---|---|
| Total Organic Carbon | 26.01 | 0.8952 | 25.00 | mg/L | 100% | | 75-125 | 7 | 25 | 1 |

| Type: | Blank | Lab ID: | QC1335675 | Batch: | 393948 |
|---|---|---|---|---|---|
| Matrix: | Water | Method: | SM2320B | Prep Method: | METHOD |

| QC1335675 Analyte | Result | Qual | Units | RL | MDL | Prepared | Analyzed |
|---|---|---|---|---|---|---|---|
| Alkalinity, Bicarbonate, as CaCO3 | ND | | mg/L | 2.0 | | 01/30/26 | 01/30/26 |
| Alkalinity, Total as CaCO3 | ND | | mg/L | 2.0 | | 01/30/26 | 01/30/26 |

| Type: | Lab Control Sample | Lab ID: | QC1335676 | Batch: | 393948 |
|---|---|---|---|---|---|
| Matrix: | Water | Method: | SM2320B | Prep Method: | METHOD |

| QC1335676 Analyte | Result | Spiked | Units | Recovery | Qual | Limits |
|---|---|---|---|---|---|---|
| Alkalinity, Total as CaCO3 | 99.15 | 100.0 | mg/L | 99% | | 90-110 |

ENTHALPY ANALYTICAL

# Batch QC

| Type: | Sample Duplicate | Lab ID: | QC1335677 | Batch: | 393948 |
|---|---|---|---|---|---|
| Matrix (Source ID): | Water (551157-001) | Method: | SM2320B | Prep Method: | METHOD |

| QC1335677 Analyte | Result | Source Sample Result | Units | Qual | RPD | RPD Lim | DF |
|---|---|---|---|---|---|---|---|
| Alkalinity, Bicarbonate, as CaCO3 | 315.3 | 324.9 | mg/L | | 3 | 20 | 2.5 |
| Alkalinity, Total as CaCO3 | 315.3 | 324.9 | mg/L | | 3 | 20 | 2.5 |

| Type: | Blank | Lab ID: | QC1333900 | Batch: | 393427 |
|---|---|---|---|---|---|
| Matrix: | Water | Method: | SM2540C | Prep Method: | METHOD |

| QC1333900 Analyte | Result | Qual | Units | RL | MDL | Prepared | Analyzed |
|---|---|---|---|---|---|---|---|
| Total Dissolved Solids | ND | | mg/L | 20 | | 01/23/26 | 01/26/26 |

| Type: | Lab Control Sample | Lab ID: | QC1333901 | Batch: | 393427 |
|---|---|---|---|---|---|
| Matrix: | Water | Method: | SM2540C | Prep Method: | METHOD |

| QC1333901 Analyte | Result | Spiked | Units | Recovery | Qual | Limits |
|---|---|---|---|---|---|---|
| Total Dissolved Solids | 984.0 | 1000 | mg/L | 98% | | 90-110 |

| Type: | Sample Duplicate | Lab ID: | QC1333903 | Batch: | 393427 |
|---|---|---|---|---|---|
| Matrix (Source ID): | Drinking Water (551307-007) | Method: | SM2540C | Prep Method: | METHOD |

| QC1333903 Analyte | Result | Source Sample Result | Units | Qual | RPD | RPD Lim | DF |
|---|---|---|---|---|---|---|---|
| Total Dissolved Solids | 112.0 | 94.00 | mg/L | | 17* | 5 | 2 |

| Type: | Sample Duplicate | Lab ID: | QC1333904 | Batch: | 393427 |
|---|---|---|---|---|---|
| Matrix (Source ID): | Drinking Water (551373-001) | Method: | SM2540C | Prep Method: | METHOD |

| QC1333904 Analyte | Result | Source Sample Result | Units | Qual | RPD | RPD Lim | DF |
|---|---|---|---|---|---|---|---|
| Total Dissolved Solids | 162.0 | 156.0 | mg/L | | 4 | 5 | 2 |

* Value is outside QC limits
J Estimated value
ND Not Detected
NM Not Meaningful

**Laboratory Job Number 551157**

**Subcontracted Products**

**McCampbell Analytical, Inc.**

# McCampbell Analytical, Inc.

*"When Quality Counts"*

# Analytical Report

**WorkOrder:** 2601B62

**Report Created for:** Enthalpy Analytical

931 West Barkley Avenue
Orange, CA 92868

**Project Contact:** David Tripp
**Project P.O.:** 079649
**Project:** EO-551157

**Project Location:**
**Project Received:** 01/21/2026

Analytical Report reviewed & approved for release on 01/28/2026 by:

Jena Alfaro
Project Manager

***McCampbell Analytical Inc. is not accredited for all the testing in this report. The report shall not be reproduced except in full, without the written approval of the laboratory. The analytical results relate only to the items tested.***

1534 Willow Pass Rd. Pittsburg, CA 94565 ♦ TEL: (877) 252-9262 ♦ FAX: (925) 252-9269 ♦ www.mccampbell.com

McCampbell Analytical, Inc.
*"When Quality Counts"*

1534 Willow Pass Road, Pittsburg, CA 94565-1701
Toll Free Telephone: (877) 252-9262 / Fax: (925) 252-9269
http://www.mccampbell.com / E-mail: main@mccampbell.com

# Glossary of Terms & Qualifier Definitions

**Client:** Enthalpy Analytical **WorkOrder:** 2601B62
**Project:** EO-551157

## Glossary Abbreviation

| | |
|---|---|
| %D | Serial Dilution Percent Difference |
| 95% Interval | 95% Confident Interval |
| CCV | Continuing Calibration Verification. |
| CCV REC (%) | % recovery of Continuing Calibration Verification. |
| CPT | Consumer Product Testing not NELAP Accredited |
| DF | Dilution Factor |
| DI WET | (DISTLC) Waste Extraction Test using DI water |
| DISS | Dissolved (direct analysis of 0.45 µm filtered and acidified water sample) |
| DLT | Dilution Test (Serial Dilution) |
| DUP | Duplicate |
| EDL | Estimated Detection Limit |
| ERS | External reference sample. Second source calibration verification. |
| ITEF | International Toxicity Equivalence Factor |
| LCS | Laboratory Control Sample |
| LCS2 | Second LCS for the batch. Spike level is lower than that for the first LCS; applicable to method 1633. |
| LQL | Lowest Quantitation Level |
| MB | Method Blank |
| MB IS/SS % Rec | % Recovery of Internal Standard or Surrogate in Method Blank, if applicable |
| MB SS % Rec | % Recovery of Surrogate in Method Blank, if applicable |
| MDL | Method Detection Limit [1] |
| ML | Minimum Level of Quantitation |
| MS | Matrix Spike |
| MSD | Matrix Spike Duplicate |
| NA | Not Applicable |
| ND | Not detected at or above the indicated MDL or RL. |
| NR | Data Not Reported due to matrix interference or insufficient sample amount. |
| PDS | Post Digestion Spike |
| PF | Prep Factor |
| RD | Relative Difference |
| RL | Reporting Limit [2] |
| RPD | Relative Percent Difference |
| RRT | Relative Retention Time |
| RSD | Relative Standard Deviation |
| SNR | Surrogate is diluted out of the calibration range |

[1] MDL is the minimum measured concentration of a substance that can be reported with 99% confidence that the measured concentration is distinguishable from method blank results. Definition and Procedure for the Determination of the Method Detection Limit, Revision 2, 40CFR, Part 136, Appendix B, EPA 821-R-16-006, December 2016. Values are based upon our default extraction volume/amount and are subject to change.

[2] RL is the lowest level that can be reliably determined within specified limits of precision and accuracy during routine laboratory operating conditions. (The RL cannot be lower than the lowest calibration standard used in the initial calibration of the instrument and must be greater than the MDL.) Values are based upon our default extraction volume/amount and are subject to change.

McCampbell Analytical, Inc.
*"When Quality Counts"*

1534 Willow Pass Road, Pittsburg, CA 94565-1701
Toll Free Telephone: (877) 252-9262 / Fax: (925) 252-9269
http://www.mccampbell.com / E-mail: main@mccampbell.com

# Glossary of Terms & Qualifier Definitions

**Client:** Enthalpy Analytical **WorkOrder:** 2601B62

**Project:** EO-551157

| | |
|---|---|
| SPK Val | Spike Value |
| SPKRef Val | Spike Reference Value |
| SPLP | Synthetic Precipitation Leachate Procedure |
| ST | Sorbent Tube |
| TCLP | Toxicity Characteristic Leachate Procedure |
| TEQ | Toxicity Equivalents |
| TNTC | “Too Numerous to Count;” greater than 250 colonies observed on the plate. |
| TPH-Diesel | Sample results for semi-volatile TPH (diesel, kerosene, oil, etc) were calculated using a background subtraction procedure to correct for instrument baseline rise (column bleed) as described in Sec 7.7.2.2 of EPA 8015 B, C. |
| TZA | TimeZone Net Adjustment for sample collected outside of MAI's Coordinated Universal Time (UTC). (Adjustment for Daylight Saving is not accounted.) |
| WET (STLC) | Waste Extraction Test (Soluble Threshold Limit Concentration) |

McCampbell Analytical, Inc.
*"When Quality Counts"*

1534 Willow Pass Road, Pittsburg, CA 94565-1701
Toll Free Telephone: (877) 252-9262 / Fax: (925) 252-9269
http://www.mccampbell.com / E-mail: main@mccampbell.com

# Analytical Report

| | | | |
|---|---|---|---|
| **Client:** | Enthalpy Analytical | **WorkOrder:** | 2601B62 |
| **Date Received:** | 01/21/2026 10:21 | **Extraction Method:** | RSK175 |
| **Date Prepared:** | 01/23/2026 | **Analytical Method:** | RSK175 |
| **Project:** | EO-551157 | **Unit:** | µg/L |

## Dissolved Carbon Dioxide by RSK 175

| Client ID | Lab ID | Matrix | Date Collected | Instrument FileID | Batch ID |
|---|---|---|---|---|---|
| DW-29 | 2601B62-001A | Water | 01/20/2026 08:22 | GC26 0123260204.D | 334387 |

| Analytes | Result | MDL | RL | DF | Date Analyzed |
|---|---|---|---|---|---|
| Carbon Dioxide | **11,000** | 500 | 500 | 10 | 01/23/2026 15:39 |

Analyst(s): CLO

| Client ID | Lab ID | Matrix | Date Collected | Instrument FileID | Batch ID |
|---|---|---|---|---|---|
| DW-31 | 2601B62-002A | Water | 01/20/2026 09:15 | GC26 0123260205.D | 334387 |

| Analytes | Result | MDL | RL | DF | Date Analyzed |
|---|---|---|---|---|---|
| Carbon Dioxide | **49,000** | 2500 | 2500 | 50 | 01/23/2026 16:09 |

Analyst(s): CLO

| Client ID | Lab ID | Matrix | Date Collected | Instrument FileID | Batch ID |
|---|---|---|---|---|---|
| DW-1 | 2601B62-003A | Water | 01/20/2026 10:14 | GC26 0123260206.D | 334387 |

| Analytes | Result | MDL | RL | DF | Date Analyzed |
|---|---|---|---|---|---|
| Carbon Dioxide | **3400** | 500 | 500 | 10 | 01/23/2026 17:02 |

Analyst(s): CLO

*(Cont.)*

McCampbell Analytical, Inc.
*"When Quality Counts"*

1534 Willow Pass Road, Pittsburg, CA 94565-1701
Toll Free Telephone: (877) 252-9262 / Fax: (925) 252-9269
http://www.mccampbell.com / E-mail: main@mccampbell.com

# Analytical Report

| | | | |
|---|---|---|---|
| **Client:** | Enthalpy Analytical | **WorkOrder:** | 2601B62 |
| **Date Received:** | 01/21/2026 10:21 | **Extraction Method:** | RSK175 |
| **Date Prepared:** | 01/23/2026 | **Analytical Method:** | RSK175 |
| **Project:** | EO-551157 | **Unit:** | µg/L |

## Dissolved Carbon Dioxide by RSK 175

| Client ID | Lab ID | Matrix | Date Collected | Instrument FileID | Batch ID |
|---|---|---|---|---|---|
| DW-16 | 2601B62-004A | Water | 01/20/2026 11:10 | GC26 0123260207.D | 334387 |

| Analytes | Result | MDL | RL | DF | Date Analyzed |
|---|---|---|---|---|---|
| Carbon Dioxide | **2700** | 500 | 500 | 10 | 01/23/2026 17:19 |

Analyst(s): CLO

| Client ID | Lab ID | Matrix | Date Collected | Instrument FileID | Batch ID |
|---|---|---|---|---|---|
| DW-3 | 2601B62-005A | Water | 01/20/2026 12:06 | GC26 0123260208.D | 334387 |

| Analytes | Result | MDL | RL | DF | Date Analyzed |
|---|---|---|---|---|---|
| Carbon Dioxide | **7300** | 250 | 250 | 5 | 01/23/2026 17:45 |

Analyst(s): CLO

McCampbell Analytical, Inc.
*"When Quality Counts"*

1534 Willow Pass Road, Pittsburg, CA 94565-1701
Toll Free Telephone: (877) 252-9262 / Fax: (925) 252-9269
http://www.mccampbell.com / E-mail: main@mccampbell.com

# Quality Control Report

| | | | |
|---|---|---|---|
| **Client:** | Enthalpy Analytical | **WorkOrder:** | 2601B62 |
| **Date Prepared:** | 01/23/2026 | **BatchID:** | 334387 |
| **Date Analyzed:** | 01/23/2026 | **Extraction Method:** | RSK175 |
| **Instrument:** | GC26 | **Analytical Method:** | RSK175 |
| **Matrix:** | Water | **Unit:** | µg/L |
| **Project:** | EO-551157 | **Sample ID:** | MB/LCS/LCSD-334387 |

## QC Summary Report for RSK175

| Analyte | MB Result | MDL | RL | | | |
|---|---|---|---|---|---|---|
| Carbon Dioxide | ND | 50 | 50 | - | - | - |

| Analyte | LCS Result | LCSD Result | SPK Val | LCS %REC | LCSD %REC | LCS/LCSD Limits | RPD | RPD Limit |
|---|---|---|---|---|---|---|---|---|
| Carbon Dioxide | 170 | 170 | 187.2 | 90 | 92 | 70-130 | 2.29 | 30 |

McCampbell Analytical, Inc.
1534 Willow Pass Rd
Pittsburg, CA 94565-1701
(925) 252-9262

# CHAIN-OF-CUSTODY RECORD



**WorkOrder: 2601B62** **ClientCode: ENO** **QuoteID: 262776**

☐ WaterTrax ☐ CLIP ☐ EDF ☑ EQuIS ☑ Dry-Weight ☑ Email ☐ HardCopy ☐ ThirdParty ☑ J-flag
☑ Detection Summary ☑ **Excel** [A1_Standard _QC]

Report to:
David Tripp
Enthalpy Analytical
931 West Barkley Avenue
Orange, CA 92868
657-581-4710 FAX:

Email: david.tripp@enthalpy.com
cc/3rd Party: incomingreports@enthalpy.com;
PO: 079649
Project: EO-551157

Bill to:
Accounts Payable/Enthalpy SoCal
Montrose Environmental Group
PO Box 842165
Boston, MA 02284-2165
003EL_ap@montrose-env.com

**Requested TAT: 5 days;**

*Date Received:* **01/21/2026**
*Date Logged:* **01/21/2026**

| Lab ID | ClientSampID | Matrix | Collection Date | Hold | Requested Tests (See legend below) | | | | | | | | | | | |
|---|---|---|---|---|---|---|---|---|---|---|---|---|---|---|---|---|
| | | | | | 1 | 2 | 3 | 4 | 5 | 6 | 7 | 8 | 9 | 10 | 11 | 12 |
| 2601B62-001 | DW-29 | Water | 1/20/2026 08:22 | ☐ | A | A | | | | | | | | | | |
| 2601B62-002 | DW-31 | Water | 1/20/2026 09:15 | ☐ | A | A | | | | | | | | | | |
| 2601B62-003 | DW-1 | Water | 1/20/2026 10:14 | ☐ | A | A | | | | | | | | | | |
| 2601B62-004 | DW-16 | Water | 1/20/2026 11:10 | ☐ | A | A | | | | | | | | | | |
| 2601B62-005 | DW-3 | Water | 1/20/2026 12:06 | ☐ | A | A | | | | | | | | | | |

**Test Legend:**

| | | | | | | | |
|---|---|---|---|---|---|---|---|
| 1 | PRDisposal Fee | 2 | RSK175_CO2_W | 3 | | 4 | |
| 5 | | 6 | | 7 | | 8 | |
| 9 | | 10 | | 11 | | 12 | |

**Project Manager: Jena Alfaro**

**Prepared by: Chyna Thomas**

**Comments:**

NOTE: Soil samples are discarded 60 days after receipt unless other arrangements are made (Water samples are 30 days).
Hazardous samples will be returned to client or disposed of at client expense.


Page 35 of 38

McCampbell Analytical, Inc.
*"When Quality Counts"*

1534 Willow Pass Road, Pittsburg, CA 94565-1701
Toll Free Telephone: (877) 252-9262 / Fax: (925) 252-9269
http://www.mccampbell.com / E-mail: main@mccampbell.com

# WORK ORDER SUMMARY

**Client Name:** ENTHALPY ANALYTICAL
**Client Contact:** David Tripp
**Contact's Email:** david.tripp@enthalpy.com

**Project:** EO-551157
**Comments**

**Work Order:** 2601B62
**QC Level:** LEVEL 2
**Date Logged:** 1/21/2026

☐ WaterTrax ☐ CLIP ☐ EDF ☑ Excel ☐ EQuIS ☑ Email ☐ HardCopy ☐ ThirdParty ☑ J-flag

| LabID | ClientSampID | Matrix | Test Name | Cont./ Comp. | Bottle & Preservative | U** | Head Space | Dry-Weight | Collection Date & Time | TAT | Test Due Date | Sediment Content | Hold | Sub Out |
|---|---|---|---|---|---|---|---|---|---|---|---|---|---|---|
| 001A | DW-29 | Water | RSK175 (CO2) | 2 | VOA, Unpres | ☐ | ☐ | ☐ | 1/20/2026 8:22 | 5 days | 1/28/2026 | None | ☐ | ☐ |
| 002A | DW-31 | Water | RSK175 (CO2) | 1 | VOA, Unpres | ☐ | ☐ | ☐ | 1/20/2026 9:15 | 5 days | 1/28/2026 | None | ☐ | ☐ |
| 003A | DW-1 | Water | RSK175 (CO2) | 2 | VOA, Unpres | ☐ | ☐ | ☐ | 1/20/2026 10:14 | 5 days | 1/28/2026 | None | ☐ | ☐ |
| 004A | DW-16 | Water | RSK175 (CO2) | 1 | VOA, Unpres | ☐ | ☐ | ☐ | 1/20/2026 11:10 | 5 days | 1/28/2026 | None | ☐ | ☐ |
| 005A | DW-3 | Water | RSK175 (CO2) | 2 | VOA, Unpres | ☐ | ☐ | ☐ | 1/20/2026 12:06 | 5 days | 1/28/2026 | None | ☐ | ☐ |

**NOTES: * STLC and TCLP extractions require 2 days to complete; therefore, all TATs begin after the extraction is completed (i.e., One-day TAT yields results in 3 days from sample submission).**

**- ISM prep requires 5 to 10 days to complete; therefore, all TATs begin after the extraction is completed (i.e., One-day TAT yields results in 6 to 11 days from sample submission). Due date listed on WO summary will not accurately reflect the time needed for sample preparation.**

**- Organic extracts are held for 40 days before disposal; Inorganic extract are held for 30 days.**

**- MAI assumes that all material present in the provided sampling container is considered part of the sample - MAI does not exclude any material from the sample prior to sample preparation unless requested in writing by the client.**

**U** = An unpreserved container was received for a method that suggests a preservation in order to extend hold time for analysis.**

**Cont./Comp. = Containers /Composites**

2601862

ENTHALPY ANALYTICAL

931 West Barkley Ave
Orange, CA 92868
(714) 771-6900

Subcontract Laboratory:
McCampbell Analytical, Inc.
1534 Willow Pass Rd.
Pittsburg, CA 94565
ATTN: Quote ID: ~~252619~~ 262776
PO #: PO-079649

Enthalpy Order: EO-551157
PM: David Tripp
Email: david.tripp@enthalpy.com
CC: incomingreports@enthalpy.com
Phone: 657-581-4710

Results Due: Standard TAT
Report Level: II
Report To: MDL
EDDs: Standard Excel EDD

Notes:

| Sample ID | Collected | Lab ID | # Cont. | Matrix | Analysis Requested | Comment |
|---|---|---|---|---|---|---|
| DW-29 | 20-JAN-2026 08:22 | 551157-001 | 2 | Water | RSK-175 CO2 | |
| *DW-31 | 20-JAN-2026 09:15 | 551157-002 | 2 | Water | RSK-175 CO2 | |
| DW-1 | 20-JAN-2026 10:14 | 551157-003 | 2 | Water | RSK-175 CO2 | |
| *DW-16 | 20-JAN-2026 11:10 | 551157-004 | 2 | Water | RSK-175 CO2 | |
| DW-3 | 20-JAN-2026 12:06 | 551157-005 | 2 | Water | RSK-175 CO2 | |

| Notes: | Relinquished By: | Received By: |
|---|---|---|
| | CLS | ~~CLS~~ CW |
| | Date: | Date: |
| | | Cheyenne |
| | Date: | Date: 1/21/26 1021 |
| | | |
| | Date: | Date: |

GLS:563982007

* One vial for both samples were received broken. CW 1/21/26. 1.6 Wet IR46

McCampbell Analytical, Inc.
*"When Quality Counts"*

1534 Willow Pass Road, Pittsburg, CA 94565-1701
Toll Free Telephone: (877) 252-9262 / Fax: (925) 252-9269
http://www.mccampbell.com / E-mail: main@mccampbell.com

# Sample Receipt Checklist

| | | | |
|---|---|---|---|
| Client Name: | Enthalpy Analytical | Date and Time Received: | 1/21/2026 10:21 |
| Project: | EO-551157 | Date Logged: | 1/21/2026 |
| | | Received by: | Chyna Thomas |
| WorkOrder №: | 2601B62 Matrix: Water | Logged by: | Chyna Thomas |
| Carrier: | Golden State Overnight | | |

## Chain of Custody (COC) Information

| | | | |
|---|---|---|---|
| Chain of custody present? | Yes ☑ | No ☐ | |
| Chain of custody signed when relinquished and received? | Yes ☑ | No ☐ | |
| Chain of custody agrees with sample labels? | Yes ☑ | No ☐ | |
| Sample IDs noted by Client on COC? | Yes ☑ | No ☐ | |
| Date and Time of collection noted by Client on COC? | Yes ☑ | No ☐ | |
| Sampler's name noted on COC? | Yes ☑ | No ☐ | |
| COC agrees with Quote? | Yes ☑ | No ☐ | NA ☐ |
| COC quote is active? | Yes ☑ | No ☐ | NA ☐ |

## Sample Receipt Information

| | | | |
|---|---|---|---|
| Custody seals intact on shipping container/cooler? | Yes ☑ | No ☐ | NA ☐ |
| Custody seals intact on sample bottles? | Yes ☐ | No ☐ | NA ☑ |
| Shipping container/cooler in good condition? | Yes ☑ | No ☐ | |
| Samples in proper containers/bottles? | Yes ☑ | No ☐ | |
| Sample containers intact? | Yes ☑ | No ☐ | |
| Sufficient sample volume for indicated test? | Yes ☑ | No ☐ | |

## Sample Preservation and Hold Time (HT) Information

| | | | |
|---|---|---|---|
| All samples received within holding time? | Yes ☑ | No ☐ | NA ☐ |
| Samples Received on Ice? | Yes ☑ | No ☐ | |
| (Ice Type: WET ICE ) | | | |
| Sample/Temp Blank temperature | Temp: 1.6°C | | NA ☐ |
| ZHS conditional analyses: VOA meets zero headspace requirement (VOCs, TPHg/BTEX, RSK)? | Yes ☑ | No ☐ | NA ☐ |
| Sample labels checked for correct preservation? | Yes ☑ | No ☐ | |
| pH acceptable upon receipt (Metal: <2)? | Yes ☐ | No ☐ | NA ☑ |

UCMR Samples:

| | | | |
|---|---|---|---|
| pH tested and acceptable upon receipt (200.7: ≤2; 533: 6 - 8; 537.1: 6 - 8)? | Yes ☐ | No ☐ | NA ☑ |
| Free Chlorine tested and acceptable upon receipt (<0.1mg/L) [not applicable to 200.7]? | Yes ☐ | No ☐ | NA ☑ |

Comments:

Enthalpy Analytical
931 West Barkley Ave
Orange, CA 92868
(714) 771-6900

enthalpy.com

Lab Job Number : 553528
Report Level : II
Report Date : 03/09/2026

**Analytical Report** *prepared for:*

Dylan Smith
Waste Connections
Chiquita Canyon Landfill
29201 Henry Mayo Drive
Castaic, CA 91384

Project: GW MONITORING - CCLF Groundwater

*Authorized for release by:*

David Tripp, Project Manager
657-581-4710
david.tripp@enthalpy.com

This data package has been reviewed for technical correctness and completeness. Release of this data has been authorized by the Laboratory Manager or the Manager's designee, as verified by the above signature which applies to this PDF file as well as any associated electronic data deliverable files. The results contained in this report meet all requirements of NELAP and pertain only to those samples which were submitted for analysis. This report may be reproduced only in its entirety.

CA ELAP# 1338, CA ELAP #1338-S1, NELAP# 4038, SCAQMD LAP# 18LA0518, LACSD ID# 10105, ORELAP# 4197

ENTHALPY ANALYTICAL

# Sample Summary

Dylan Smith
Waste Connections
Chiquita Canyon Landfill
29201 Henry Mayo
Drive
Castaic, CA 91384

| | |
|---|---|
| Lab Job #: | 553528 |
| Project No: | GW MONITORING |
| Location: | CCLF Groundwater |
| Date Received: | 02/18/26 |

| Sample ID | Lab ID | Collected | Matrix |
|---|---|---|---|
| DW-29 | 553528-001 | 02/18/26 10:49 | Water |
| DW-31 | 553528-002 | 02/18/26 11:45 | Water |
| FP-01 | 553528-003 | 02/18/26 09:39 | Water |
| QCFB | 553528-004 | 02/18/26 10:51 | Water |
| QCTB | 553528-005 | 02/18/26 00:00 | Water |

# Case Narrative

| | |
|---|---|
| Waste Connections<br>Chiquita Canyon Landfill<br>29201 Henry Mayo Drive<br>Castaic, CA 91384<br>Dylan Smith | Lab Job Number: 553528<br>Project No: GW MONITORING<br>Location: CCLF<br>Groundwater<br>Date Received: 02/18/26 |

This data package contains sample and QC results for five water samples, requested for the above referenced project on 02/19/26. The samples were received in good condition.

**Volatile Organics by GC/MS (EPA 8260B):**
No analytical problems were encountered.

**Semivolatile Organics by GC/MS SIM (EPA 8270C-SIM):**
No analytical problems were encountered.

**Total Organic Carbon by IR (SM 5310B):**
No analytical problems were encountered.

**Metals (EPA 6010B):**

- Low recoveries were observed for iron in the MS/MSD of DW-29 (lab # 553528-001); the LCS was within limits, and the associated RPD was within limits.
- No other analytical problems were encountered.

**Ion Chromatography (EPA 300.0):**

- Responses exceeding the instrument's linear range were observed for sulfate in the MS/MSD for batch 395808; affected data was qualified with "E".
- No other analytical problems were encountered.

**Chemical Oxygen Demand by EPA 410.4 (EPA 410.4):**
No analytical problems were encountered.

**Alkalinity (SM2320B):**
No analytical problems were encountered.

**Sulfide (SM 4500-S2-D):**
No analytical problems were encountered.

**Total Dissolved Solids (TDS) (SM2540C):**

- High RPD was observed for total dissolved solids in the SDUP for batch 396291; the parent sample was not a project sample.
- No other analytical problems were encountered.

**Chemical Oxygen Demand (EPA 410.4):**
No analytical problems were encountered.

**Ammonia and TKN- Semi-Automated Method (SM 4500-NH3-G):**
No analytical problems were encountered.

**RSK-175 CO2 (RSK-175):**
McCampbell Analytical, Inc. in Pittsburg, CA performed the analysis (see sublab report section for certifications). Please see the McCampbell Analytical, Inc. case narrative.

# ENTHALPY ANALYTICAL

## Chain of Custody Record

Lab No: 553528

Page: 1 of 1

**Turn Around Time (rush by advanced notice only)**

| Standard: | X | 5 Day: | | 3 Day: | |
|---|---|---|---|---|---|
| 2 Day: | | 1 Day: | | Custom TAT: | |


**Enthalpy Analytical**

931 W Barkely Ave, Orange, CA 92868

(714) 771-6900


**Matrix:** A = Air S = Soil/Solid W = Water DW = Drinking Wate SD = Sediment PP = Pure Product SEA = Sea Water SW = Swab T = Tissue WP = Wipe O = Other

**Preservatives:** 1 = $Na_2S_2O_3$ 2 = HCl 3 = $HNO_3$ 4 = $H_2SO_4$ 5 = NaOH 6 = Other

**Sample Receipt Temp:** (lab use only)

| CUSTOMER INFORMATION | | PROJECT INFORMATION | |
|---|---|---|---|
| Company: | Chiquita Canyon Landfill | Name: | Steve Cassulo |
| Report To: | Steve Cassulo | Number: | 661-257-3655 |
| Email: | Steven.Cassulo@wasteconnections.com | P.O. #: | |
| Address: | 29201 Henry Mayo Drive | Address: | |
| | Castaic, CA, 91384 | | |
| Phone: | 661-257-3655 | Global ID: | L10003464243 |
| Fax: | | Sampled By: | Paul Chang |

| | Sample ID | Sampling Date | Sampling Time | Matrix | Container No. / Size | Pres. | VOCs (EPA 8260B) | 1,4-Dioxane | Alkalinity, total | Bicarbonate as CaCO3 | Ammonia-N, Nitrate-N | COD, Cl, SO4, TDS, TOC | B, Ca, Fe, K, Mg, Mn, Na | Bromide, Fluoride, Sulfide | Carbon dioxide |
|---|---|---|---|---|---|---|---|---|---|---|---|---|---|---|---|
| 1 | DW-29 | 2/18/26 | 1049 | GW | 13 | var. | X | X | X | X | X | X | X | X | X |
| 2 | DW-31 | ↓ | 1145 | ↓ | ↓ | ↓ | X | X | X | X | X | X | X | X | X |
| 3 | FP-01 | ↓ | 939 | ↓ | ↓ | ↓ | X | X | X | X | X | X | X | X | X |
| 4 | QCFB | ↓ | 1051 | FB | 3 | ↓ | X | | | | | | | | |
| 5 | QCTB | — | — | TB | 2 | ↓ | X | | | | | | | | |
| 6 | | | | | | | | | | | | | | | |
| 7 | | | | | | | | | | | | | | | |
| 8 | | | | | | | | | | | | | | | |
| 9 | | | | | | | | | | | | | | | |
| 10 | | | | | | | | | | | | | | | |

**Analysis Request**

**Test Instructions / Comments**

**Quarterly MPars**

cc report to: pchang@changenvironmental.com Basic EDD & GeoTracker EDF

Login 553528

2.9 / 3.1 1R-10

| | Signature | Print Name | Company / Title | Date / Time |
|---|---|---|---|---|
| [1] Relinquished By: | | Paul Chang | CEI | 2-18-26 1245 |
| [1] Received By: | | Jim Lin | SA.NH | 2.18.26 12X5 |
| [2] Relinquished By: | | Jim Lin | SA.NH | 2.19.26 9.26 |
| [2] Received By: | | GEMA O. | EANH | 2-19-26 9:20 |
| [3] Relinquished By: | | ~~EANH~~ GEMA O | EANH | 2-19-26 1125 |
| [3] Received By: | | D. Sanchez | EA | 2/19/26 1125 |

DLP D. Sanchez EA 2/19/26 1205 Rec: NM IEA 2-19-26 12:05

# SAMPLE RECEIPT CHECKLIST

**Section 1: General Info**

Date Received: 2.18.26 WO# 553528 Client: WASTE CONNECTION

**Section 2: Shipping / Custody** **Are custody seals present? ☐ Yes ☒ No**

Custody seals intact on arrival? ☒ N/A ☐ Yes ☐ No ☐ On cooler / box ☐ On samples

Shipping Info: Walk in or Pickup

**Section 3a: Condition / Packaging** ☐ **Outside 0.0 - 6.0°C (0.0 - 10.0°C for microbiology) (PM notified)**

Date Opened 2.18.26 By (initials) JWL Type of ice used : ☒ Wet ☐ Blue/Gel ☐ None

☐ Samples received on ice directly from the field; cooling process had begun. (if checked, skip temperatures)

☐ Sample matrix doesn't require cooling (e.g. air, bulk PCB). (if checked, skip temperatures)

If no cooler: Observed/Adjusted Temp (°C): ____ / ____ Thermometer/IR Gun: IR03 CF: ~~-0.7C~~ -0.8

Cooler Temp (°C) #1: 7.8 / 7.0 #2: ____ / ____ #3: ____ / ____ #4: ____ / ____ #5: ____ / ____ #6: ____ / ____

**Section 3b: Microbiology Samples** ☒ **No microbiology samples submitted (skip 3b)**

☐ Within temp range 0.0 - 10.0°C or received on ice directly from field.

☐ Adequate headspace for microbiology analysis.

**Section 3c: Air Samples** ☒ **No air samples submitted (skip 3c)**

☐ 1.4L Canisters ☐ 6L Canisters ☐ Tedlar Bags ☐ MCE Cassettes ☐ Sorbent Tubes ☐ Other ____

| **Section 4: Containers / Labels / Samples** | YES | NO | N/A |
|---|---|---|---|
| 1) Were custody papers present, filled properly, and legible? | X | | |
| 2) Is the sampler's name present on the CoC? | X | | |
| 3) Were containers received in good condition (unbroken / unopened / uncompromised)? | X | | |
| 4) Were the samples bagged? (required for microbiology samples; recommended for soil samples) | ✓ | | |
| 5) Were all of, and only, the correct samples received? | X | | |
| 6) Are sample labels present, legible, and in agreement with the CoC? | X | | |
| 7) Does the container count match the CoC? | X | | |
| 8) Was sufficient sample volume / mass received for the analyses requested? | ✓ | | |
| 9) Were samples received in proper containers for the analyses requested? | X | | |
| 10) Were samples received with > 1/2 holding time remaining? | X | | |
| 11) Are samples properly preserved as indicated by CoC / labels? | X | | |
| 12) Unpreserved VOAs received - If necessary, was the hold time changed in LIMS? | | | ✓ |
| 13) Are VOA vials free from headspace/bubbles > 6mm? | | | ✓ |

**Section 5: Explanations / Comments** ☐ **PM notified**

Date Logged 2.18.26 By (print) JWL (sign) JWL

Date Labeled 2.18.26 By (print) JWL (sign) JWL

# SAMPLE RECEIPT CHECKLIST

**Section 1: General Info**

Date Received: 2/19/26 WO# 553528 Client: WASTECONNECTIONS

**Section 2: Shipping / Custody** **Are custody seals present?** ☐ Yes ☒ No

Custody seals intact on arrival? ■ N/A ☐ Yes ☐ No ☐ On cooler / box ☐ On samples

■ Courier ☐ Walk-In ☐ Field Sampling ☐ Shipping Info: _____

**Section 3a: Condition / Packaging** ☐ **Outside 0.0 - 6.0°C (0.0 - 10.0°C for microbiology) (PM notified)**

Date Opened 2/19/26 By (initials) DXS Type of ice used: ■ Wet ☐ Blue/Gel ☐ None

☐ Samples received on ice directly from the field; cooling process had begun. (if checked, skip temperatures)

☐ Sample matrix doesn't require cooling (e.g. air, bulk PCB). (if checked, skip temperatures)

If no cooler: Observed/Adjusted Temp (°C): _____/_____ Thermometer/IR Gun: IR 10 CF: +0.2

Cooler Temp (°C) #1: 2.9 / 3.1 #2: ____/____ #3: ____/____ #4: ____/____ #5: ____/____ #6: ____/____

**Section 3b: Microbiology Samples** ■ **No microbiology samples submitted (skip 3b)**

☐ Within temp range 0.0 - 10.0°C or received on ice directly from field.

☐ Adequate headspace for microbiology analysis.

**Section 3c: Air Samples** ■ **No air samples submitted (skip 3c)**

☐ 1.4L Canisters ☐ 6L Canisters ☐ Tedlar Bags ☐ MCE Cassettes ☐ Sorbent Tubes ☐ Other_____

| **Section 4: Containers / Labels / Samples** | YES | NO | N/A |
|---|---|---|---|
| 1) Were custody papers present, filled properly, and legible? | X | | |
| 2) Is the sampler's name present on the CoC? | X | | |
| 3) Were containers received in good condition (unbroken / unopened / uncompromised)? | X | | |
| 4) Were the samples bagged? (required for microbiology samples; recommended for soil samples) | | | X |
| 5) Were all of, and only, the correct samples received? | X | | |
| 6) Are sample labels present, legible, and in agreement with the CoC? | X | | |
| 7) Does the container count match the CoC? | X | | |
| 8) Was sufficient sample volume / mass received for the analyses requested? | X | | |
| 9) Were samples received in proper containers for the analyses requested? | X | | |
| 10) Were samples received with > 1/2 holding time remaining? | | X | |
| 11) Are samples properly preserved as indicated by CoC / labels? | X | | |
| 12) Unpreserved VOAs received - If necessary, was the hold time changed in LIMS? | | X | |
| 13) Are VOA vials free from headspace/bubbles > 6mm? | X | | |

**Section 5: Explanations / Comments**

(If no comments are made, then no discrepancies noted.)

4.10 A: Nitrates received w/ 1/2 holding time left

☐ **No additional discrepancies**

**Date Logged** 2/18/26 **By (print)** JWL **(sign)** NA

**Date Labeled** 2/19/26 **By (print)** GCK **(sign)** for GCK

ENTHALPY ANALYTICAL

# Analysis Results for 553528

Dylan Smith
Waste Connections
Chiquita Canyon Landfill
29201 Henry Mayo Drive
Castaic, CA 91384

Lab Job #: 553528
Project No: GW MONITORING
Location: CCLF Groundwater
Date Received: 02/18/26

**Sample ID: DW-29** **Lab ID: 553528-001** **Collected: 02/18/26 10:49**
**Matrix: Water**

| 553528-001 Analyte | Result | Qual | Units | RL | MDL | DF | Batch | Prepared | Analyzed | Chemist |
|---|---|---|---|---|---|---|---|---|---|---|
| Method: EPA 300.0<br>Prep Method: METHOD | | | | | | | | | | |
| Fluoride | **0.34** | | mg/L | 0.20 | 0.062 | 1 | 395808 | 02/19/26 12:30 | 02/19/26 22:58 | KUM |
| Chloride | **94** | | mg/L | 1.0 | 0.27 | 1 | 395808 | 02/19/26 12:30 | 02/19/26 22:58 | KUM |
| Bromide | **0.32** | | mg/L | 0.30 | 0.049 | 1 | 395808 | 02/19/26 12:30 | 02/19/26 22:58 | KUM |
| Nitrogen, Nitrate | **2.0** | | mg/L | 0.10 | 0.05 | 1 | 395808 | 02/19/26 12:30 | 02/19/26 22:58 | KUM |
| Sulfate | **370** | | mg/L | 10 | 2.6 | 10 | 395808 | 02/19/26 12:30 | 02/19/26 23:20 | KUM |
| Method: EPA 350.1<br>Prep Method: METHOD | | | | | | | | | | |
| Ammonia-N | **0.13** | | mg/L | 0.10 | 0.068 | 1 | 396705 | 02/28/26 | 03/02/26 | JAK |
| Method: EPA 410.4<br>Prep Method: EPA 410.4 | | | | | | | | | | |
| Chemical Oxygen Demand | **19** | | mg/L | 4.0 | 2.0 | 1 | 396013 | 02/21/26 | 02/21/26 | ARM |
| Method: EPA 6010B<br>Prep Method: EPA 3015A | | | | | | | | | | |
| Boron | **0.37** | | mg/L | 0.050 | 0.0023 | 1 | 395922 | 02/20/26 | 02/22/26 | SBW |
| Calcium | **75** | | mg/L | 0.10 | 0.022 | 1 | 395922 | 02/20/26 | 02/22/26 | SBW |
| Iron | **0.43** | | mg/L | 0.050 | 0.017 | 1 | 395922 | 02/20/26 | 02/23/26 | SBW |
| Magnesium | **10** | | mg/L | 0.10 | 0.010 | 1 | 395922 | 02/20/26 | 02/22/26 | SBW |
| Manganese | **0.31** | | mg/L | 0.010 | 0.00078 | 1 | 395922 | 02/20/26 | 02/22/26 | SBW |
| Potassium | **1.4** | | mg/L | 0.50 | 0.15 | 1 | 395922 | 02/20/26 | 02/22/26 | SBW |
| Sodium | **230** | | mg/L | 0.50 | 0.017 | 1 | 395922 | 02/20/26 | 02/23/26 | SBW |
| Method: EPA 8260B<br>Prep Method: EPA 5030B | | | | | | | | | | |
| Freon 12 | ND | | ug/L | 1.0 | 0.2 | 1 | 396057 | 02/22/26 | 02/22/26 | LYZ |
| Chloromethane | ND | | ug/L | 1.0 | 0.09 | 1 | 396057 | 02/22/26 | 02/22/26 | LYZ |
| Vinyl Chloride | ND | | ug/L | 0.5 | 0.1 | 1 | 396057 | 02/22/26 | 02/22/26 | LYZ |
| 1,1-Dichloroethene | ND | | ug/L | 0.5 | 0.1 | 1 | 396057 | 02/22/26 | 02/22/26 | LYZ |
| Methylene Chloride | ND | | ug/L | 10 | 0.2 | 1 | 396057 | 02/22/26 | 02/22/26 | LYZ |
| 1,1-Dichloroethane | ND | | ug/L | 0.5 | 0.09 | 1 | 396057 | 02/22/26 | 02/22/26 | LYZ |
| cis-1,2-Dichloroethene | ND | | ug/L | 0.5 | 0.1 | 1 | 396057 | 02/22/26 | 02/22/26 | LYZ |
| 1,2-Dichloroethane | ND | | ug/L | 0.5 | 0.2 | 1 | 396057 | 02/22/26 | 02/22/26 | LYZ |
| Benzene | ND | | ug/L | 0.5 | 0.1 | 1 | 396057 | 02/22/26 | 02/22/26 | LYZ |
| Trichloroethene | ND | | ug/L | 0.5 | 0.1 | 1 | 396057 | 02/22/26 | 02/22/26 | LYZ |
| Tetrachloroethene | ND | | ug/L | 0.5 | 0.2 | 1 | 396057 | 02/22/26 | 02/22/26 | LYZ |
| 1,4-Dichlorobenzene | ND | | ug/L | 0.5 | 0.2 | 1 | 396057 | 02/22/26 | 02/22/26 | LYZ |
| **Surrogates** | | | | **Limits** | | | | | | |
| Dibromofluoromethane | 98% | | %REC | 70-130 | | 1 | 396057 | 02/22/26 | 02/22/26 | LYZ |
| 1,2-Dichloroethane-d4 | 104% | | %REC | 70-130 | | 1 | 396057 | 02/22/26 | 02/22/26 | LYZ |
| Toluene-d8 | 98% | | %REC | 70-130 | | 1 | 396057 | 02/22/26 | 02/22/26 | LYZ |
| Bromofluorobenzene | 97% | | %REC | 70-130 | | 1 | 396057 | 02/22/26 | 02/22/26 | LYZ |



Results for any subcontracted analyses are not included in this section.

ENTHALPY ANALYTICAL

# Analysis Results for 553528

| 553528-001 Analyte | Result | Qual | Units | RL | MDL | DF | Batch | Prepared | Analyzed | Chemist |
|---|---|---|---|---|---|---|---|---|---|---|
| Method: EPA 8270C-SIM<br>Prep Method: EPA 3535 | | | | | | | | | | |
| 1,4-Dioxane | ND | | ug/L | 1.0 | 0.87 | 1 | 396064 | 02/22/26 | 02/23/26 | MSS |
| **Surrogates** | | | | **Limits** | | | | | | |
| 1,4-Dioxane-d8 (SUR) | 95% | | %REC | 80-120 | | 1 | 396064 | 02/22/26 | 02/23/26 | MSS |
| Method: SM 4500-S2-D<br>Prep Method: METHOD | | | | | | | | | | |
| Sulfide | ND | | mg/L | 0.10 | | 1 | 395997 | 02/20/26 | 02/20/26 | TXC |
| Method: SM 5310B<br>Prep Method: SM 5310B | | | | | | | | | | |
| Total Organic Carbon | **7.1** | | mg/L | 1.0 | 0.49 | 1 | 396766 | 03/01/26 | 03/01/26 | CKN |
| Method: SM2320B<br>Prep Method: METHOD | | | | | | | | | | |
| Alkalinity, Bicarbonate, as CaCO3 | **310** | | mg/L | 5.0 | | 2.5 | 396315 | 02/24/26 | 02/24/26 | WWC |
| Alkalinity, Total as CaCO3 | **310** | | mg/L | 5.0 | | 2.5 | 396315 | 02/24/26 | 02/24/26 | WWC |
| Method: SM2540C<br>Prep Method: METHOD | | | | | | | | | | |
| Total Dissolved Solids | **1,000** | | mg/L | 20 | | 2 | 396291 | 02/24/26 | 02/26/26 | AAB |



Results for any subcontracted analyses are not included in this section.

ENTHALPY ANALYTICAL

# Analysis Results for 553528

| Sample ID: DW-31 | Lab ID: 553528-002 | Collected: 02/18/26 11:45 |
|---|---|---|
| | Matrix: Water | |

| 553528-002 Analyte | Result | Qual | Units | RL | MDL | DF | Batch | Prepared | Analyzed | Chemist |
|---|---|---|---|---|---|---|---|---|---|---|
| Method: EPA 300.0<br>Prep Method: METHOD | | | | | | | | | | |
| Fluoride | **0.17** | J | mg/L | 0.20 | 0.062 | 1 | 395808 | 02/19/26 12:30 | 02/19/26 23:42 | KUM |
| Chloride | **78** | | mg/L | 1.0 | 0.27 | 1 | 395808 | 02/19/26 12:30 | 02/19/26 23:42 | KUM |
| Bromide | **0.36** | | mg/L | 0.30 | 0.049 | 1 | 395808 | 02/19/26 12:30 | 02/19/26 23:42 | KUM |
| Nitrogen, Nitrate | **1.6** | | mg/L | 0.10 | 0.05 | 1 | 395808 | 02/19/26 12:30 | 02/19/26 23:42 | KUM |
| Sulfate | **290** | | mg/L | 10 | 2.6 | 10 | 395808 | 02/19/26 12:30 | 02/20/26 00:05 | KUM |
| Method: EPA 350.1<br>Prep Method: METHOD | | | | | | | | | | |
| Ammonia-N | **0.70** | | mg/L | 0.10 | 0.068 | 1 | 396705 | 02/28/26 | 03/02/26 | JAK |
| Method: EPA 410.4<br>Prep Method: EPA 410.4 | | | | | | | | | | |
| Chemical Oxygen Demand | **27** | | mg/L | 4.0 | 2.0 | 1 | 396013 | 02/21/26 | 02/21/26 | ARM |
| Method: EPA 6010B<br>Prep Method: EPA 3015A | | | | | | | | | | |
| Boron | **0.50** | | mg/L | 0.050 | 0.0023 | 1 | 395922 | 02/20/26 | 02/22/26 | SBW |
| Calcium | **170** | | mg/L | 0.10 | 0.022 | 1 | 395922 | 02/20/26 | 02/22/26 | SBW |
| Iron | **0.018** | J | mg/L | 0.050 | 0.017 | 1 | 395922 | 02/20/26 | 02/23/26 | SBW |
| Magnesium | **32** | | mg/L | 0.10 | 0.010 | 1 | 395922 | 02/20/26 | 02/22/26 | SBW |
| Manganese | **0.084** | | mg/L | 0.010 | 0.00078 | 1 | 395922 | 02/20/26 | 02/22/26 | SBW |
| Potassium | **1.3** | | mg/L | 0.50 | 0.15 | 1 | 395922 | 02/20/26 | 02/22/26 | SBW |
| Sodium | **110** | | mg/L | 0.50 | 0.017 | 1 | 395922 | 02/20/26 | 02/22/26 | SBW |
| Method: EPA 8260B<br>Prep Method: EPA 5030B | | | | | | | | | | |
| Freon 12 | ND | | ug/L | 1.0 | 0.2 | 1 | 396057 | 02/22/26 | 02/22/26 | LYZ |
| Chloromethane | ND | | ug/L | 1.0 | 0.09 | 1 | 396057 | 02/22/26 | 02/22/26 | LYZ |
| Vinyl Chloride | ND | | ug/L | 0.5 | 0.1 | 1 | 396057 | 02/22/26 | 02/22/26 | LYZ |
| 1,1-Dichloroethene | ND | | ug/L | 0.5 | 0.1 | 1 | 396057 | 02/22/26 | 02/22/26 | LYZ |
| Methylene Chloride | ND | | ug/L | 10 | 0.2 | 1 | 396057 | 02/22/26 | 02/22/26 | LYZ |
| 1,1-Dichloroethane | ND | | ug/L | 0.5 | 0.09 | 1 | 396057 | 02/22/26 | 02/22/26 | LYZ |
| cis-1,2-Dichloroethene | ND | | ug/L | 0.5 | 0.1 | 1 | 396057 | 02/22/26 | 02/22/26 | LYZ |
| 1,2-Dichloroethane | ND | | ug/L | 0.5 | 0.2 | 1 | 396057 | 02/22/26 | 02/22/26 | LYZ |
| Benzene | ND | | ug/L | 0.5 | 0.1 | 1 | 396057 | 02/22/26 | 02/22/26 | LYZ |
| Trichloroethene | ND | | ug/L | 0.5 | 0.1 | 1 | 396057 | 02/22/26 | 02/22/26 | LYZ |
| Tetrachloroethene | ND | | ug/L | 0.5 | 0.2 | 1 | 396057 | 02/22/26 | 02/22/26 | LYZ |
| 1,4-Dichlorobenzene | ND | | ug/L | 0.5 | 0.2 | 1 | 396057 | 02/22/26 | 02/22/26 | LYZ |
| **Surrogates** | | | | **Limits** | | | | | | |
| Dibromofluoromethane | 98% | | %REC | 70-130 | | 1 | 396057 | 02/22/26 | 02/22/26 | LYZ |
| 1,2-Dichloroethane-d4 | 103% | | %REC | 70-130 | | 1 | 396057 | 02/22/26 | 02/22/26 | LYZ |
| Toluene-d8 | 98% | | %REC | 70-130 | | 1 | 396057 | 02/22/26 | 02/22/26 | LYZ |
| Bromofluorobenzene | 95% | | %REC | 70-130 | | 1 | 396057 | 02/22/26 | 02/22/26 | LYZ |
| Method: EPA 8270C-SIM<br>Prep Method: EPA 3535 | | | | | | | | | | |
| 1,4-Dioxane | **5.5** | | ug/L | 1.0 | 0.87 | 1 | 396064 | 02/22/26 | 02/23/26 | MSS |
| **Surrogates** | | | | **Limits** | | | | | | |
| 1,4-Dioxane-d8 (SUR) | 100% | | %REC | 80-120 | | 1 | 396064 | 02/22/26 | 02/23/26 | MSS |



Results for any subcontracted analyses are not included in this section.

ENTHALPY ANALYTICAL

# Analysis Results for 553528

| 553528-002 Analyte | Result | Qual | Units | RL | MDL | DF | Batch | Prepared | Analyzed | Chemist |
|---|---|---|---|---|---|---|---|---|---|---|
| Method: SM 4500-S2-D<br>Prep Method: METHOD | | | | | | | | | | |
| Sulfide | ND | | mg/L | 0.10 | | 1 | 395997 | 02/20/26 | 02/20/26 | TXC |
| Method: SM 5310B<br>Prep Method: SM 5310B | | | | | | | | | | |
| Total Organic Carbon | **14** | | mg/L | 1.0 | 0.49 | 1 | 396766 | 03/01/26 | 03/01/26 | CKN |
| Method: SM2320B<br>Prep Method: METHOD | | | | | | | | | | |
| Alkalinity, Bicarbonate, as CaCO3 | **460** | | mg/L | 5.0 | | 2.5 | 396315 | 02/24/26 | 02/24/26 | WWC |
| Alkalinity, Total as CaCO3 | **460** | | mg/L | 5.0 | | 2.5 | 396315 | 02/24/26 | 02/24/26 | WWC |
| Method: SM2540C<br>Prep Method: METHOD | | | | | | | | | | |
| Total Dissolved Solids | **1,000** | | mg/L | 20 | | 2 | 396291 | 02/24/26 | 02/26/26 | AAB |



Results for any subcontracted analyses are not included in this section.

ENTHALPY ANALYTICAL

# Analysis Results for 553528

| Sample ID: FP-01 | Lab ID: 553528-003 | Collected: 02/18/26 09:39 |
|---|---|---|
| | Matrix: Water | |

| 553528-003 Analyte | Result | Qual | Units | RL | MDL | DF | Batch | Prepared | Analyzed | Chemist |
|---|---|---|---|---|---|---|---|---|---|---|
| Method: EPA 300.0<br>Prep Method: METHOD | | | | | | | | | | |
| Fluoride | **0.27** | | mg/L | 0.20 | 0.062 | 1 | 395808 | 02/19/26 12:30 | 02/20/26 00:27 | KUM |
| Chloride | **92** | | mg/L | 1.0 | 0.27 | 1 | 395808 | 02/19/26 12:30 | 02/20/26 00:27 | KUM |
| Bromide | **0.42** | | mg/L | 0.30 | 0.049 | 1 | 395808 | 02/19/26 12:30 | 02/20/26 00:27 | KUM |
| Nitrogen, Nitrate | **0.07** | J | mg/L | 0.10 | 0.05 | 1 | 395808 | 02/19/26 12:30 | 02/20/26 00:27 | KUM |
| Sulfate | **360** | | mg/L | 10 | 2.6 | 10 | 395808 | 02/19/26 12:30 | 02/20/26 00:50 | KUM |
| Method: EPA 350.1<br>Prep Method: METHOD | | | | | | | | | | |
| Ammonia-N | **0.80** | | mg/L | 0.10 | 0.068 | 1 | 396705 | 02/28/26 | 03/02/26 | JAK |
| Method: EPA 410.4<br>Prep Method: EPA 410.4 | | | | | | | | | | |
| Chemical Oxygen Demand | **29** | | mg/L | 4.0 | 2.0 | 1 | 396013 | 02/21/26 | 02/21/26 | ARM |
| Method: EPA 6010B<br>Prep Method: EPA 3015A | | | | | | | | | | |
| Boron | **0.45** | | mg/L | 0.050 | 0.0023 | 1 | 395922 | 02/20/26 | 02/22/26 | SBW |
| Calcium | **150** | | mg/L | 0.10 | 0.022 | 1 | 395922 | 02/20/26 | 02/22/26 | SBW |
| Iron | **0.033** | J | mg/L | 0.050 | 0.017 | 1 | 395922 | 02/20/26 | 02/23/26 | SBW |
| Magnesium | **30** | | mg/L | 0.10 | 0.010 | 1 | 395922 | 02/20/26 | 02/22/26 | SBW |
| Manganese | **0.43** | | mg/L | 0.010 | 0.00078 | 1 | 395922 | 02/20/26 | 02/22/26 | SBW |
| Potassium | **1.7** | | mg/L | 0.50 | 0.15 | 1 | 395922 | 02/20/26 | 02/22/26 | SBW |
| Sodium | **130** | | mg/L | 0.50 | 0.017 | 1 | 395922 | 02/20/26 | 02/22/26 | SBW |
| Method: EPA 8260B<br>Prep Method: EPA 5030B | | | | | | | | | | |
| Freon 12 | ND | | ug/L | 1.0 | 0.2 | 1 | 396057 | 02/22/26 | 02/22/26 | LYZ |
| Chloromethane | ND | | ug/L | 1.0 | 0.09 | 1 | 396057 | 02/22/26 | 02/22/26 | LYZ |
| Vinyl Chloride | ND | | ug/L | 0.5 | 0.1 | 1 | 396057 | 02/22/26 | 02/22/26 | LYZ |
| 1,1-Dichloroethene | ND | | ug/L | 0.5 | 0.1 | 1 | 396057 | 02/22/26 | 02/22/26 | LYZ |
| Methylene Chloride | ND | | ug/L | 10 | 0.2 | 1 | 396057 | 02/22/26 | 02/22/26 | LYZ |
| 1,1-Dichloroethane | ND | | ug/L | 0.5 | 0.09 | 1 | 396057 | 02/22/26 | 02/22/26 | LYZ |
| cis-1,2-Dichloroethene | ND | | ug/L | 0.5 | 0.1 | 1 | 396057 | 02/22/26 | 02/22/26 | LYZ |
| 1,2-Dichloroethane | ND | | ug/L | 0.5 | 0.2 | 1 | 396057 | 02/22/26 | 02/22/26 | LYZ |
| Benzene | ND | | ug/L | 0.5 | 0.1 | 1 | 396057 | 02/22/26 | 02/22/26 | LYZ |
| Trichloroethene | ND | | ug/L | 0.5 | 0.1 | 1 | 396057 | 02/22/26 | 02/22/26 | LYZ |
| Tetrachloroethene | ND | | ug/L | 0.5 | 0.2 | 1 | 396057 | 02/22/26 | 02/22/26 | LYZ |
| 1,4-Dichlorobenzene | ND | | ug/L | 0.5 | 0.2 | 1 | 396057 | 02/22/26 | 02/22/26 | LYZ |
| **Surrogates** | | | | **Limits** | | | | | | |
| Dibromofluoromethane | 98% | | %REC | 70-130 | | 1 | 396057 | 02/22/26 | 02/22/26 | LYZ |
| 1,2-Dichloroethane-d4 | 101% | | %REC | 70-130 | | 1 | 396057 | 02/22/26 | 02/22/26 | LYZ |
| Toluene-d8 | 97% | | %REC | 70-130 | | 1 | 396057 | 02/22/26 | 02/22/26 | LYZ |
| Bromofluorobenzene | 96% | | %REC | 70-130 | | 1 | 396057 | 02/22/26 | 02/22/26 | LYZ |
| Method: EPA 8270C-SIM<br>Prep Method: EPA 3535 | | | | | | | | | | |
| 1,4-Dioxane | **3.8** | | ug/L | 1.0 | 0.87 | 1 | 396064 | 02/22/26 | 02/23/26 | MSS |
| **Surrogates** | | | | **Limits** | | | | | | |
| 1,4-Dioxane-d8 (SUR) | 98% | | %REC | 80-120 | | 1 | 396064 | 02/22/26 | 02/23/26 | MSS |



Results for any subcontracted analyses are not included in this section.

ENTHALPY ANALYTICAL

# Analysis Results for 553528

| 553528-003 Analyte | Result | Qual | Units | RL | MDL | DF | Batch | Prepared | Analyzed | Chemist |
|---|---|---|---|---|---|---|---|---|---|---|
| Method: SM 4500-S2-D<br>Prep Method: METHOD | | | | | | | | | | |
| Sulfide | ND | | mg/L | 0.10 | | 1 | 395997 | 02/20/26 | 02/20/26 | TXC |
| Method: SM 5310B<br>Prep Method: SM 5310B | | | | | | | | | | |
| Total Organic Carbon | **9.4** | | mg/L | 1.0 | 0.49 | 1 | 396821 | 03/02/26 | 03/02/26 | CKN |
| Method: SM2320B<br>Prep Method: METHOD | | | | | | | | | | |
| Alkalinity, Bicarbonate, as CaCO3 | **370** | | mg/L | 5.0 | | 2.5 | 396315 | 02/24/26 | 02/24/26 | WWC |
| Alkalinity, Total as CaCO3 | **370** | | mg/L | 5.0 | | 2.5 | 396315 | 02/24/26 | 02/24/26 | WWC |
| Method: SM2540C<br>Prep Method: METHOD | | | | | | | | | | |
| Total Dissolved Solids | **1,000** | | mg/L | 20 | | 2 | 396291 | 02/24/26 | 02/26/26 | AAB |

**Sample ID: QCFB** **Lab ID: 553528-004** **Collected: 02/18/26 10:51**
**Matrix: Water**

| 553528-004 Analyte | Result | Qual | Units | RL | MDL | DF | Batch | Prepared | Analyzed | Chemist |
|---|---|---|---|---|---|---|---|---|---|---|
| Method: EPA 8260B<br>Prep Method: EPA 5030B | | | | | | | | | | |
| Freon 12 | ND | | ug/L | 1.0 | 0.2 | 1 | 396057 | 02/22/26 | 02/22/26 | LYZ |
| Chloromethane | ND | | ug/L | 1.0 | 0.09 | 1 | 396057 | 02/22/26 | 02/22/26 | LYZ |
| Vinyl Chloride | ND | | ug/L | 0.5 | 0.1 | 1 | 396057 | 02/22/26 | 02/22/26 | LYZ |
| 1,1-Dichloroethene | ND | | ug/L | 0.5 | 0.1 | 1 | 396057 | 02/22/26 | 02/22/26 | LYZ |
| Methylene Chloride | **0.6** | J | ug/L | 10 | 0.2 | 1 | 396057 | 02/22/26 | 02/22/26 | LYZ |
| 1,1-Dichloroethane | ND | | ug/L | 0.5 | 0.09 | 1 | 396057 | 02/22/26 | 02/22/26 | LYZ |
| cis-1,2-Dichloroethene | ND | | ug/L | 0.5 | 0.1 | 1 | 396057 | 02/22/26 | 02/22/26 | LYZ |
| 1,2-Dichloroethane | ND | | ug/L | 0.5 | 0.2 | 1 | 396057 | 02/22/26 | 02/22/26 | LYZ |
| Benzene | ND | | ug/L | 0.5 | 0.1 | 1 | 396057 | 02/22/26 | 02/22/26 | LYZ |
| Trichloroethene | ND | | ug/L | 0.5 | 0.1 | 1 | 396057 | 02/22/26 | 02/22/26 | LYZ |
| Tetrachloroethene | ND | | ug/L | 0.5 | 0.2 | 1 | 396057 | 02/22/26 | 02/22/26 | LYZ |
| 1,4-Dichlorobenzene | ND | | ug/L | 0.5 | 0.2 | 1 | 396057 | 02/22/26 | 02/22/26 | LYZ |
| **Surrogates** | | | | **Limits** | | | | | | |
| Dibromofluoromethane | 97% | | %REC | 70-130 | | 1 | 396057 | 02/22/26 | 02/22/26 | LYZ |
| 1,2-Dichloroethane-d4 | 101% | | %REC | 70-130 | | 1 | 396057 | 02/22/26 | 02/22/26 | LYZ |
| Toluene-d8 | 97% | | %REC | 70-130 | | 1 | 396057 | 02/22/26 | 02/22/26 | LYZ |
| Bromofluorobenzene | 95% | | %REC | 70-130 | | 1 | 396057 | 02/22/26 | 02/22/26 | LYZ |



Results for any subcontracted analyses are not included in this section.

ENTHALPY ANALYTICAL

# Analysis Results for 553528

| Sample ID: QCTB | Lab ID: 553528-005 | Collected: 02/18/26 |
|---|---|---|
| | Matrix: Water | |

| 553528-005 Analyte | Result | Qual | Units | RL | MDL | DF | Batch | Prepared | Analyzed | Chemist |
|---|---|---|---|---|---|---|---|---|---|---|
| Method: EPA 8260B<br>Prep Method: EPA 5030B | | | | | | | | | | |
| Freon 12 | ND | | ug/L | 1.0 | 0.2 | 1 | 396057 | 02/22/26 | 02/22/26 | LYZ |
| Chloromethane | ND | | ug/L | 1.0 | 0.09 | 1 | 396057 | 02/22/26 | 02/22/26 | LYZ |
| Vinyl Chloride | ND | | ug/L | 0.5 | 0.1 | 1 | 396057 | 02/22/26 | 02/22/26 | LYZ |
| 1,1-Dichloroethene | ND | | ug/L | 0.5 | 0.1 | 1 | 396057 | 02/22/26 | 02/22/26 | LYZ |
| Methylene Chloride | **0.4** | J | ug/L | 10 | 0.2 | 1 | 396057 | 02/22/26 | 02/22/26 | LYZ |
| 1,1-Dichloroethane | ND | | ug/L | 0.5 | 0.09 | 1 | 396057 | 02/22/26 | 02/22/26 | LYZ |
| cis-1,2-Dichloroethene | ND | | ug/L | 0.5 | 0.1 | 1 | 396057 | 02/22/26 | 02/22/26 | LYZ |
| 1,2-Dichloroethane | ND | | ug/L | 0.5 | 0.2 | 1 | 396057 | 02/22/26 | 02/22/26 | LYZ |
| Benzene | ND | | ug/L | 0.5 | 0.1 | 1 | 396057 | 02/22/26 | 02/22/26 | LYZ |
| Trichloroethene | ND | | ug/L | 0.5 | 0.1 | 1 | 396057 | 02/22/26 | 02/22/26 | LYZ |
| Tetrachloroethene | ND | | ug/L | 0.5 | 0.2 | 1 | 396057 | 02/22/26 | 02/22/26 | LYZ |
| 1,4-Dichlorobenzene | ND | | ug/L | 0.5 | 0.2 | 1 | 396057 | 02/22/26 | 02/22/26 | LYZ |
| **Surrogates** | | | | **Limits** | | | | | | |
| Dibromofluoromethane | 97% | | %REC | 70-130 | | 1 | 396057 | 02/22/26 | 02/22/26 | LYZ |
| 1,2-Dichloroethane-d4 | 99% | | %REC | 70-130 | | 1 | 396057 | 02/22/26 | 02/22/26 | LYZ |
| Toluene-d8 | 97% | | %REC | 70-130 | | 1 | 396057 | 02/22/26 | 02/22/26 | LYZ |
| Bromofluorobenzene | 95% | | %REC | 70-130 | | 1 | 396057 | 02/22/26 | 02/22/26 | LYZ |

J Estimated value
ND Not Detected



Results for any subcontracted analyses are not included in this section.

ENTHALPY ANALYTICAL

# Batch QC

| | | | | | |
|---|---|---|---|---|---|
| **Type:** | **Blank** | **Lab ID:** | **QC1342145** | **Batch:** | **395808** |
| **Matrix:** | **Water** | **Method:** | **EPA 300.0** | **Prep Method:** | **METHOD** |

| QC1342145 Analyte | Result | Qual | Units | RL | MDL | Prepared | Analyzed |
|---|---|---|---|---|---|---|---|
| Fluoride | ND | | mg/L | 0.20 | 0.062 | 02/19/26 12:30 | 02/19/26 12:54 |
| Chloride | ND | | mg/L | 1.0 | 0.27 | 02/19/26 12:30 | 02/19/26 12:54 |
| Bromide | ND | | mg/L | 0.30 | 0.049 | 02/19/26 12:30 | 02/19/26 12:54 |
| Nitrogen, Nitrate | ND | | mg/L | 0.10 | 0.05 | 02/19/26 12:30 | 02/19/26 12:54 |
| Sulfate | ND | | mg/L | 1.0 | 0.26 | 02/19/26 12:30 | 02/19/26 12:54 |

| | | | | | |
|---|---|---|---|---|---|
| **Type:** | **Lab Control Sample** | **Lab ID:** | **QC1342146** | **Batch:** | **395808** |
| **Matrix:** | **Water** | **Method:** | **EPA 300.0** | **Prep Method:** | **METHOD** |

| QC1342146 Analyte | Result | Spiked | Units | Recovery | Qual | Limits |
|---|---|---|---|---|---|---|
| Fluoride | 9.774 | 10.00 | mg/L | 98% | | 90-110 |
| Chloride | 47.60 | 50.00 | mg/L | 95% | | 90-110 |
| Bromide | 15.08 | 15.00 | mg/L | 101% | | 90-110 |
| Nitrogen, Nitrate | 4.564 | 4.518 | mg/L | 101% | | 90-110 |
| Sulfate | 25.11 | 25.00 | mg/L | 100% | | 90-110 |

| | | | | | |
|---|---|---|---|---|---|
| **Type:** | **Matrix Spike** | **Lab ID:** | **QC1342147** | **Batch:** | **395808** |
| **Matrix (Source ID):** | **Water (553579-001)** | **Method:** | **EPA 300.0** | **Prep Method:** | **METHOD** |

| QC1342147 Analyte | Result | Source Sample Result | Spiked | Units | Recovery | Qual | Limits | DF |
|---|---|---|---|---|---|---|---|---|
| Fluoride | 20.45 | 0.1474 | 20.00 | mg/L | 102% | | 80-129 | 1 |
| Chloride | 128.3 | 24.74 | 100.0 | mg/L | 104% | | 80-123 | 1 |
| Bromide | 15.22 | 0.06306 | 15.00 | mg/L | 101% | | 80-121 | 1 |
| Nitrogen, Nitrate | 11.48 | 2.319 | 9.036 | mg/L | 101% | | 80-123 | 1 |
| Sulfate | 123.5 | 76.27 | 50.00 | mg/L | 94% | E | 79-124 | 1 |

| | | | | | |
|---|---|---|---|---|---|
| **Type:** | **Matrix Spike Duplicate** | **Lab ID:** | **QC1342148** | **Batch:** | **395808** |
| **Matrix (Source ID):** | **Water (553579-001)** | **Method:** | **EPA 300.0** | **Prep Method:** | **METHOD** |

| QC1342148 Analyte | Result | Source Sample Result | Spiked | Units | Recovery | Qual | Limits | RPD | RPD Lim | DF |
|---|---|---|---|---|---|---|---|---|---|---|
| Fluoride | 20.14 | 0.1474 | 20.00 | mg/L | 100% | | 80-129 | 2 | 21 | 1 |
| Chloride | 126.8 | 24.74 | 100.0 | mg/L | 102% | | 80-123 | 1 | 20 | 1 |
| Bromide | 14.98 | 0.06306 | 15.00 | mg/L | 99% | | 80-121 | 2 | 20 | 1 |
| Nitrogen, Nitrate | 11.29 | 2.319 | 9.036 | mg/L | 99% | | 80-123 | 2 | 20 | 1 |
| Sulfate | 122.8 | 76.27 | 50.00 | mg/L | 93% | E | 79-124 | | 20 | 1 |

ENTHALPY ANALYTICAL

# Batch QC

| Type: | Matrix Spike | Lab ID: | QC1342149 | Batch: | 395808 |
|---|---|---|---|---|---|
| Matrix (Source ID): | Water (553562-001) | Method: | EPA 300.0 | Prep Method: | METHOD |

| QC1342149 Analyte | Result | Source Sample Result | Spiked | Units | Recovery | Qual | Limits | DF |
|---|---|---|---|---|---|---|---|---|
| Fluoride | 20.32 | ND | 20.00 | mg/L | 102% | | 80-129 | 1 |
| Chloride | 102.4 | 1.317 | 100.0 | mg/L | 101% | | 80-123 | 1 |
| Bromide | 15.11 | ND | 15.00 | mg/L | 101% | | 80-121 | 1 |
| Nitrogen, Nitrate | 9.254 | 0.07200 | 9.036 | mg/L | 102% | | 80-123 | 1 |
| Sulfate | 53.48 | 3.197 | 50.00 | mg/L | 101% | | 79-124 | 1 |

| Type: | Matrix Spike Duplicate | Lab ID: | QC1342150 | Batch: | 395808 |
|---|---|---|---|---|---|
| Matrix (Source ID): | Water (553562-001) | Method: | EPA 300.0 | Prep Method: | METHOD |

| QC1342150 Analyte | Result | Source Sample Result | Spiked | Units | Recovery | Qual | Limits | RPD | RPD Lim | DF |
|---|---|---|---|---|---|---|---|---|---|---|
| Fluoride | 19.98 | ND | 20.00 | mg/L | 100% | | 80-129 | 2 | 21 | 1 |
| Chloride | 100.4 | 1.317 | 100.0 | mg/L | 99% | | 80-123 | 2 | 20 | 1 |
| Bromide | 14.83 | ND | 15.00 | mg/L | 99% | | 80-121 | 2 | 20 | 1 |
| Nitrogen, Nitrate | 9.089 | 0.07200 | 9.036 | mg/L | 100% | | 80-123 | 2 | 20 | 1 |
| Sulfate | 52.69 | 3.197 | 50.00 | mg/L | 99% | | 79-124 | 2 | 20 | 1 |

| Type: | Blank | Lab ID: | QC1345343 | Batch: | 396705 |
|---|---|---|---|---|---|
| Matrix: | Water | Method: | EPA 350.1 | Prep Method: | METHOD |

| QC1345343 Analyte | Result | Qual | Units | RL | MDL | Prepared | Analyzed |
|---|---|---|---|---|---|---|---|
| Ammonia-N | ND | | mg/L | 0.10 | 0.068 | 02/28/26 | 03/02/26 |

| Type: | Lab Control Sample | Lab ID: | QC1345344 | Batch: | 396705 |
|---|---|---|---|---|---|
| Matrix: | Water | Method: | EPA 350.1 | Prep Method: | METHOD |

| QC1345344 Analyte | Result | Spiked | Units | Recovery | Qual | Limits |
|---|---|---|---|---|---|---|
| Ammonia-N | 0.9176 | 1.000 | mg/L | 92% | | 90-110 |

| Type: | Matrix Spike | Lab ID: | QC1345359 | Batch: | 396705 |
|---|---|---|---|---|---|
| Matrix (Source ID): | Water (553313-001) | Method: | EPA 350.1 | Prep Method: | SM 4500-NH3-G SD |

| QC1345359 Analyte | Result | Source Sample Result | Spiked | Units | Recovery | Qual | Limits | DF |
|---|---|---|---|---|---|---|---|---|
| Ammonia-N | 1.154 | 0.2044 | 1.000 | mg/L | 95% | | 90-110 | 1 |

ENTHALPY ANALYTICAL

# Batch QC

| Type: | Matrix Spike Duplicate | Lab ID: | QC1345360 | Batch: | 396705 |
|---|---|---|---|---|---|
| Matrix (Source ID): | Water (553313-001) | Method: | EPA 350.1 | Prep Method: | SM 4500-NH3-G SD |

| QC1345360 Analyte | Result | Source Sample Result | Spiked | Units | Recovery | Qual | Limits | RPD | RPD Lim | DF |
|---|---|---|---|---|---|---|---|---|---|---|
| Ammonia-N | 1.119 | 0.2044 | 1.000 | mg/L | 91% | | 90-110 | 3 | 20 | 1 |

| Type: | Matrix Spike | Lab ID: | QC1345361 | Batch: | 396705 |
|---|---|---|---|---|---|
| Matrix (Source ID): | Water (553313-002) | Method: | EPA 350.1 | Prep Method: | SM 4500-NH3-G SD |

| QC1345361 Analyte | Result | Source Sample Result | Spiked | Units | Recovery | Qual | Limits | DF |
|---|---|---|---|---|---|---|---|---|
| Ammonia-N | 1.140 | 0.2094 | 1.000 | mg/L | 93% | | 90-110 | 1 |

| Type: | Matrix Spike Duplicate | Lab ID: | QC1345362 | Batch: | 396705 |
|---|---|---|---|---|---|
| Matrix (Source ID): | Water (553313-002) | Method: | EPA 350.1 | Prep Method: | SM 4500-NH3-G SD |

| QC1345362 Analyte | Result | Source Sample Result | Spiked | Units | Recovery | Qual | Limits | RPD | RPD Lim | DF |
|---|---|---|---|---|---|---|---|---|---|---|
| Ammonia-N | 1.110 | 0.2094 | 1.000 | mg/L | 90% | | 90-110 | 3 | 20 | 1 |

| Type: | Blank | Lab ID: | QC1342836 | Batch: | 396013 |
|---|---|---|---|---|---|
| Matrix: | Water | Method: | EPA 410.4 | Prep Method: | EPA 410.4 |

| QC1342836 Analyte | Result | Qual | Units | RL | MDL | Prepared | Analyzed |
|---|---|---|---|---|---|---|---|
| Chemical Oxygen Demand | ND | | mg/L | 4.0 | 2.0 | 02/21/26 | 02/21/26 |

| Type: | Lab Control Sample | Lab ID: | QC1342837 | Batch: | 396013 |
|---|---|---|---|---|---|
| Matrix: | Water | Method: | EPA 410.4 | Prep Method: | EPA 410.4 |

| QC1342837 Analyte | Result | Spiked | Units | Recovery | Qual | Limits |
|---|---|---|---|---|---|---|
| Chemical Oxygen Demand | 107.0 | 100.0 | mg/L | 107% | | 90-110 |

| Type: | Matrix Spike | Lab ID: | QC1342838 | Batch: | 396013 |
|---|---|---|---|---|---|
| Matrix (Source ID): | Water (553282-001) | Method: | EPA 410.4 | Prep Method: | EPA 410.4 |

| QC1342838 Analyte | Result | Source Sample Result | Spiked | Units | Recovery | Qual | Limits | DF |
|---|---|---|---|---|---|---|---|---|
| Chemical Oxygen Demand | 150.0 | 30.00 | 100.0 | mg/L | 120% | | 75-125 | 2 |

ENTHALPY ANALYTICAL

# Batch QC

| | | | | | |
|---|---|---|---|---|---|
| **Type:** | **Matrix Spike Duplicate** | **Lab ID:** | **QC1342839** | **Batch:** | **396013** |
| **Matrix (Source ID):** | **Water (553282-001)** | **Method:** | **EPA 410.4** | **Prep Method:** | **EPA 410.4** |

| QC1342839 Analyte | Result | Source Sample Result | Spiked | Units | Recovery | Qual | Limits | RPD | RPD Lim | DF |
|---|---|---|---|---|---|---|---|---|---|---|
| Chemical Oxygen Demand | 142.0 | 30.00 | 100.0 | mg/L | 112% | | 75-125 | 5 | 20 | 2 |

| | | | | | |
|---|---|---|---|---|---|
| **Type:** | **Matrix Spike** | **Lab ID:** | **QC1342840** | **Batch:** | **396013** |
| **Matrix (Source ID):** | **Water (553528-002)** | **Method:** | **EPA 410.4** | **Prep Method:** | **EPA 410.4** |

| QC1342840 Analyte | Result | Source Sample Result | Spiked | Units | Recovery | Qual | Limits | DF |
|---|---|---|---|---|---|---|---|---|
| Chemical Oxygen Demand | 132.0 | 27.00 | 100.0 | mg/L | 105% | | 75-125 | 2 |

| | | | | | |
|---|---|---|---|---|---|
| **Type:** | **Matrix Spike Duplicate** | **Lab ID:** | **QC1342841** | **Batch:** | **396013** |
| **Matrix (Source ID):** | **Water (553528-002)** | **Method:** | **EPA 410.4** | **Prep Method:** | **EPA 410.4** |

| QC1342841 Analyte | Result | Source Sample Result | Spiked | Units | Recovery | Qual | Limits | RPD | RPD Lim | DF |
|---|---|---|---|---|---|---|---|---|---|---|
| Chemical Oxygen Demand | 132.0 | 27.00 | 100.0 | mg/L | 105% | | 75-125 | 0 | 20 | 2 |

| | | | | | |
|---|---|---|---|---|---|
| **Type:** | **Blank** | **Lab ID:** | **QC1342577** | **Batch:** | **395922** |
| **Matrix:** | **Water** | **Method:** | **EPA 6010B** | **Prep Method:** | **EPA 3015A** |

| QC1342577 Analyte | Result | Qual | Units | RL | MDL | Prepared | Analyzed |
|---|---|---|---|---|---|---|---|
| Boron | ND | | mg/L | 0.050 | 0.0023 | 02/20/26 | 02/22/26 |
| Calcium | ND | | mg/L | 0.10 | 0.022 | 02/20/26 | 02/22/26 |
| Iron | ND | | mg/L | 0.020 | 0.017 | 02/20/26 | 02/23/26 |
| Magnesium | ND | | mg/L | 0.10 | 0.010 | 02/20/26 | 02/22/26 |
| Manganese | ND | | mg/L | 0.010 | 0.00078 | 02/20/26 | 02/22/26 |
| Potassium | ND | | mg/L | 0.50 | 0.15 | 02/20/26 | 02/22/26 |
| Sodium | ND | | mg/L | 0.50 | 0.017 | 02/20/26 | 02/22/26 |

| | | | | | |
|---|---|---|---|---|---|
| **Type:** | **Lab Control Sample** | **Lab ID:** | **QC1342578** | **Batch:** | **395922** |
| **Matrix:** | **Water** | **Method:** | **EPA 6010B** | **Prep Method:** | **EPA 3015A** |

| QC1342578 Analyte | Result | Spiked | Units | Recovery | Qual | Limits |
|---|---|---|---|---|---|---|
| Boron | 0.3682 | 0.4000 | mg/L | 92% | | 80-120 |
| Calcium | 19.78 | 20.40 | mg/L | 97% | | 80-120 |
| Iron | 0.3776 | 0.4000 | mg/L | 94% | | 80-120 |
| Magnesium | 19.51 | 20.40 | mg/L | 96% | | 80-120 |
| Manganese | 0.3845 | 0.4000 | mg/L | 96% | | 80-120 |
| Potassium | 23.05 | 24.00 | mg/L | 96% | | 80-120 |
| Sodium | 19.33 | 20.40 | mg/L | 95% | | 80-120 |

ENTHALPY ANALYTICAL

# Batch QC

| Type: | Matrix Spike | Lab ID: | QC1342579 | Batch: | 395922 |
|---|---|---|---|---|---|
| Matrix (Source ID): | Water (553528-001) | Method: | EPA 6010B | Prep Method: | EPA 3015A |

| QC1342579 Analyte | Result | Source Sample Result | Spiked | Units | Recovery | Qual | Limits | DF |
|---|---|---|---|---|---|---|---|---|
| Boron | 0.7435 | 0.3706 | 0.4000 | mg/L | 93% | | 75-125 | 1 |
| Calcium | 92.87 | 74.74 | 20.40 | mg/L | 89% | | 75-125 | 1 |
| Iron | 0.4471 | 0.4274 | 0.4000 | mg/L | 5% | * | 75-125 | 1 |
| Magnesium | 28.81 | 10.17 | 20.40 | mg/L | 91% | | 75-125 | 1 |
| Manganese | 0.7036 | 0.3095 | 0.4000 | mg/L | 99% | | 75-125 | 1 |
| Potassium | 24.20 | 1.371 | 24.00 | mg/L | 95% | | 75-125 | 1 |
| Sodium | 241.7 | 229.2 | 20.40 | mg/L | 61% | E,NM | 75-125 | 1 |

| Type: | Matrix Spike Duplicate | Lab ID: | QC1342580 | Batch: | 395922 |
|---|---|---|---|---|---|
| Matrix (Source ID): | Water (553528-001) | Method: | EPA 6010B | Prep Method: | EPA 3015A |

| QC1342580 Analyte | Result | Source Sample Result | Spiked | Units | Recovery | Qual | Limits | RPD | RPD Lim | DF |
|---|---|---|---|---|---|---|---|---|---|---|
| Boron | 0.7479 | 0.3706 | 0.4000 | mg/L | 94% | | 75-125 | 1 | 20 | 1 |
| Calcium | 92.96 | 74.74 | 20.40 | mg/L | 89% | | 75-125 | 0 | 20 | 1 |
| Iron | 0.4533 | 0.4274 | 0.4000 | mg/L | 6% | * | 75-125 | 1 | 22 | 1 |
| Magnesium | 29.08 | 10.17 | 20.40 | mg/L | 93% | | 75-125 | 1 | 20 | 1 |
| Manganese | 0.6856 | 0.3095 | 0.4000 | mg/L | 94% | | 75-125 | 3 | 20 | 1 |
| Potassium | 24.46 | 1.371 | 24.00 | mg/L | 96% | | 75-125 | 1 | 20 | 1 |
| Sodium | 241.8 | 229.2 | 20.40 | mg/L | 62% | E,NM | 75-125 | | 20 | 1 |

| Type: | Matrix Spike | Lab ID: | QC1342581 | Batch: | 395922 |
|---|---|---|---|---|---|
| Matrix (Source ID): | Water (553528-002) | Method: | EPA 6010B | Prep Method: | EPA 3015A |

| QC1342581 Analyte | Result | Source Sample Result | Spiked | Units | Recovery | Qual | Limits | DF |
|---|---|---|---|---|---|---|---|---|
| Boron | 0.8771 | 0.4980 | 0.4000 | mg/L | 95% | | 75-125 | 1 |
| Calcium | 190.5 | 173.8 | 20.40 | mg/L | 82% | NM | 75-125 | 1 |
| Iron | 0.4007 | 0.01762 | 0.4000 | mg/L | 96% | | 75-125 | 1 |
| Magnesium | 50.60 | 32.09 | 20.40 | mg/L | 91% | | 75-125 | 1 |
| Manganese | 0.4650 | 0.08403 | 0.4000 | mg/L | 95% | | 75-125 | 1 |
| Potassium | 24.53 | 1.334 | 24.00 | mg/L | 97% | | 75-125 | 1 |
| Sodium | 130.2 | 112.8 | 20.40 | mg/L | 85% | NM | 75-125 | 1 |

ENTHALPY ANALYTICAL

# Batch QC

| Type: | Matrix Spike Duplicate | Lab ID: | QC1342582 | Batch: | 395922 |
|---|---|---|---|---|---|
| Matrix (Source ID): | Water (553528-002) | Method: | EPA 6010B | Prep Method: | EPA 3015A |

| QC1342582 Analyte | Result | Source Sample Result | Spiked | Units | Recovery | Qual | Limits | RPD | RPD Lim | DF |
|---|---|---|---|---|---|---|---|---|---|---|
| Boron | 0.8789 | 0.4980 | 0.4000 | mg/L | 95% | | 75-125 | 0 | 20 | 1 |
| Calcium | 190.9 | 173.8 | 20.40 | mg/L | 84% | NM | 75-125 | 0 | 20 | 1 |
| Iron | 0.4092 | 0.01762 | 0.4000 | mg/L | 98% | | 75-125 | 2 | 22 | 1 |
| Magnesium | 50.62 | 32.09 | 20.40 | mg/L | 91% | | 75-125 | 0 | 20 | 1 |
| Manganese | 0.4640 | 0.08403 | 0.4000 | mg/L | 95% | | 75-125 | 0 | 20 | 1 |
| Potassium | 24.50 | 1.334 | 24.00 | mg/L | 97% | | 75-125 | 0 | 20 | 1 |
| Sodium | 130.5 | 112.8 | 20.40 | mg/L | 87% | NM | 75-125 | 0 | 20 | 1 |

| Type: | Serial Dilution | Lab ID: | QC1342602 | Batch: | 395922 |
|---|---|---|---|---|---|
| Matrix (Source ID): | Water (553528-001) | Method: | EPA 6010B | Prep Method: | EPA 3015A |

| QC1342602 Analyte | Result | Source Sample Result | Units | Qual | RPD | RPD Lim | DF |
|---|---|---|---|---|---|---|---|
| Boron | 0.3752 | 0.3706 | mg/L | | | | 5 |
| Calcium | 77.14 | 74.74 | mg/L | | | | 5 |
| Iron | 0.2765 | 0.4274 | mg/L | | | | 5 |
| Magnesium | 10.54 | 10.17 | mg/L | | | | 5 |
| Manganese | 0.3163 | 0.3095 | mg/L | | | | 5 |
| Potassium | 0.9771 | 1.371 | mg/L | J | | | 5 |
| Sodium | 236.2 | 229.2 | mg/L | | | | 5 |

| Type: | Lab Control Sample | Lab ID: | QC1343011 | Batch: | 396057 |
|---|---|---|---|---|---|
| Matrix: | Water | Method: | EPA 8260B | Prep Method: | EPA 5030B |

| QC1343011 Analyte | Result | Spiked | Units | Recovery | Qual | Limits |
|---|---|---|---|---|---|---|
| 1,1-Dichloroethene | 50.83 | 50.00 | ug/L | 102% | | 69-128 |
| MTBE | 48.54 | 50.00 | ug/L | 97% | | 66-125 |
| Benzene | 50.88 | 50.00 | ug/L | 102% | | 76-121 |
| Trichloroethene | 48.66 | 50.00 | ug/L | 97% | | 76-124 |
| Toluene | 49.30 | 50.00 | ug/L | 99% | | 76-120 |
| Chlorobenzene | 48.36 | 50.00 | ug/L | 97% | | 78-120 |
| **Surrogates** | | | | | | |
| Dibromofluoromethane | 49.62 | 50.00 | ug/L | 99% | | 70-130 |
| 1,2-Dichloroethane-d4 | 50.97 | 50.00 | ug/L | 102% | | 70-130 |
| Toluene-d8 | 49.58 | 50.00 | ug/L | 99% | | 70-130 |
| Bromofluorobenzene | 51.16 | 50.00 | ug/L | 102% | | 70-130 |

ENTHALPY ANALYTICAL

# Batch QC

| Type: | Lab Control Sample Duplicate | Lab ID: | QC1343012 | Batch: | 396057 |
|---|---|---|---|---|---|
| Matrix: | Water | Method: | EPA 8260B | Prep Method: | EPA 5030B |

| QC1343012 Analyte | Result | Spiked | Units | Recovery | Qual | Limits | RPD | RPD Lim |
|---|---|---|---|---|---|---|---|---|
| 1,1-Dichloroethene | 52.93 | 50.00 | ug/L | 106% | | 69-128 | 4 | 23 |
| MTBE | 49.27 | 50.00 | ug/L | 99% | | 66-125 | 1 | 22 |
| Benzene | 52.10 | 50.00 | ug/L | 104% | | 76-121 | 2 | 21 |
| Trichloroethene | 49.57 | 50.00 | ug/L | 99% | | 76-124 | 2 | 22 |
| Toluene | 51.33 | 50.00 | ug/L | 103% | | 76-120 | 4 | 21 |
| Chlorobenzene | 49.87 | 50.00 | ug/L | 100% | | 78-120 | 3 | 20 |
| **Surrogates** | | | | | | | | |
| Dibromofluoromethane | 48.70 | 50.00 | ug/L | 97% | | 70-130 | | |
| 1,2-Dichloroethane-d4 | 50.27 | 50.00 | ug/L | 101% | | 70-130 | | |
| Toluene-d8 | 49.88 | 50.00 | ug/L | 100% | | 70-130 | | |
| Bromofluorobenzene | 48.68 | 50.00 | ug/L | 97% | | 70-130 | | |

| Type: | Blank | Lab ID: | QC1343014 | Batch: | 396057 |
|---|---|---|---|---|---|
| Matrix: | Water | Method: | EPA 8260B | Prep Method: | EPA 5030B |

| QC1343014 Analyte | Result | Qual | Units | RL | MDL | Prepared | Analyzed |
|---|---|---|---|---|---|---|---|
| Freon 12 | ND | | ug/L | 1.0 | 0.2 | 02/22/26 | 02/22/26 |
| Chloromethane | ND | | ug/L | 1.0 | 0.09 | 02/22/26 | 02/22/26 |
| Vinyl Chloride | ND | | ug/L | 0.5 | 0.1 | 02/22/26 | 02/22/26 |
| 1,1-Dichloroethene | ND | | ug/L | 0.5 | 0.1 | 02/22/26 | 02/22/26 |
| Methylene Chloride | ND | | ug/L | 10 | 0.2 | 02/22/26 | 02/22/26 |
| 1,1-Dichloroethane | ND | | ug/L | 0.5 | 0.09 | 02/22/26 | 02/22/26 |
| cis-1,2-Dichloroethene | ND | | ug/L | 0.5 | 0.1 | 02/22/26 | 02/22/26 |
| 1,2-Dichloroethane | ND | | ug/L | 0.5 | 0.2 | 02/22/26 | 02/22/26 |
| Benzene | ND | | ug/L | 0.5 | 0.1 | 02/22/26 | 02/22/26 |
| Trichloroethene | ND | | ug/L | 0.5 | 0.1 | 02/22/26 | 02/22/26 |
| Tetrachloroethene | ND | | ug/L | 0.5 | 0.2 | 02/22/26 | 02/22/26 |
| 1,4-Dichlorobenzene | ND | | ug/L | 0.5 | 0.2 | 02/22/26 | 02/22/26 |
| **Surrogates** | | | | **Limits** | | | |
| Dibromofluoromethane | 94% | | %REC | 70-130 | | 02/22/26 | 02/22/26 |
| 1,2-Dichloroethane-d4 | 97% | | %REC | 70-130 | | 02/22/26 | 02/22/26 |
| Toluene-d8 | 99% | | %REC | 70-130 | | 02/22/26 | 02/22/26 |
| Bromofluorobenzene | 95% | | %REC | 70-130 | | 02/22/26 | 02/22/26 |

ENTHALPY ANALYTICAL

# Batch QC

| Type: | Matrix Spike | Lab ID: | QC1343025 | Batch: | 396057 |
|---|---|---|---|---|---|
| Matrix (Source ID): | Water (553528-001) | Method: | EPA 8260B | Prep Method: | EPA 5030B |

| QC1343025 Analyte | Result | Source Sample Result | Spiked | Units | Recovery | Qual | Limits | DF |
|---|---|---|---|---|---|---|---|---|
| 1,1-Dichloroethene | 21.63 | ND | 20.00 | ug/L | 108% | | 62-131 | 1 |
| MTBE | 20.98 | ND | 20.00 | ug/L | 105% | | 61-124 | 1 |
| Benzene | 21.80 | ND | 20.00 | ug/L | 109% | | 70-123 | 1 |
| Trichloroethene | 20.49 | ND | 20.00 | ug/L | 102% | | 65-131 | 1 |
| Toluene | 20.88 | ND | 20.00 | ug/L | 104% | | 69-120 | 1 |
| Chlorobenzene | 21.03 | ND | 20.00 | ug/L | 105% | | 72-121 | 1 |
| **Surrogates** | | | | | | | | |
| Dibromofluoromethane | 49.12 | | 50.00 | ug/L | 98% | | 70-130 | 1 |
| 1,2-Dichloroethane-d4 | 52.87 | | 50.00 | ug/L | 106% | | 70-130 | 1 |
| Toluene-d8 | 49.12 | | 50.00 | ug/L | 98% | | 70-130 | 1 |
| Bromofluorobenzene | 48.51 | | 50.00 | ug/L | 97% | | 70-130 | 1 |

| Type: | Matrix Spike Duplicate | Lab ID: | QC1343026 | Batch: | 396057 |
|---|---|---|---|---|---|
| Matrix (Source ID): | Water (553528-001) | Method: | EPA 8260B | Prep Method: | EPA 5030B |

| QC1343026 Analyte | Result | Source Sample Result | Spiked | Units | Recovery | Qual | Limits | RPD | RPD Lim | DF |
|---|---|---|---|---|---|---|---|---|---|---|
| 1,1-Dichloroethene | 22.25 | ND | 20.00 | ug/L | 111% | | 62-131 | 3 | 31 | 1 |
| MTBE | 21.62 | ND | 20.00 | ug/L | 108% | | 61-124 | 3 | 30 | 1 |
| Benzene | 22.53 | ND | 20.00 | ug/L | 113% | | 70-123 | 3 | 31 | 1 |
| Trichloroethene | 20.76 | ND | 20.00 | ug/L | 104% | | 65-131 | 1 | 31 | 1 |
| Toluene | 21.58 | ND | 20.00 | ug/L | 108% | | 69-120 | 3 | 29 | 1 |
| Chlorobenzene | 21.13 | ND | 20.00 | ug/L | 106% | | 72-121 | 0 | 29 | 1 |
| **Surrogates** | | | | | | | | | | |
| Dibromofluoromethane | 49.37 | | 50.00 | ug/L | 99% | | 70-130 | | | 1 |
| 1,2-Dichloroethane-d4 | 53.33 | | 50.00 | ug/L | 107% | | 70-130 | | | 1 |
| Toluene-d8 | 48.78 | | 50.00 | ug/L | 98% | | 70-130 | | | 1 |
| Bromofluorobenzene | 48.39 | | 50.00 | ug/L | 97% | | 70-130 | | | 1 |

| Type: | Blank | Lab ID: | QC1343055 | Batch: | 396064 |
|---|---|---|---|---|---|
| Matrix: | Water | Method: | EPA 8270C-SIM | Prep Method: | EPA 3535 |

| QC1343055 Analyte | Result | Qual | Units | RL | MDL | Prepared | Analyzed |
|---|---|---|---|---|---|---|---|
| 1,4-Dioxane | ND | | ug/L | 1.0 | 0.87 | 02/22/26 | 02/23/26 |
| **Surrogates** | | | | **Limits** | | | |
| 1,4-Dioxane-d8 (SUR) | 100% | | %REC | 80-120 | | 02/22/26 | 02/23/26 |

ENTHALPY ANALYTICAL

# Batch QC

| Type: | Lab Control Sample | Lab ID: | QC1343056 | Batch: | 396064 |
|---|---|---|---|---|---|
| Matrix: | Water | Method: | EPA 8270C-SIM | Prep Method: | EPA 3535 |

| QC1343056 Analyte | Result | Spiked | Units | Recovery | Qual | Limits |
|---|---|---|---|---|---|---|
| 1,4-Dioxane | 11.10 | 10.00 | ug/L | 111% | | 79-120 |
| **Surrogates** | | | | | | |
| 1,4-Dioxane-d8 (SUR) | 9.358 | 10.00 | ug/L | 94% | | 80-120 |

| Type: | Lab Control Sample Duplicate | Lab ID: | QC1343057 | Batch: | 396064 |
|---|---|---|---|---|---|
| Matrix: | Water | Method: | EPA 8270C-SIM | Prep Method: | EPA 3535 |

| QC1343057 Analyte | Result | Spiked | Units | Recovery | Qual | Limits | RPD | RPD Lim |
|---|---|---|---|---|---|---|---|---|
| 1,4-Dioxane | 9.221 | 10.00 | ug/L | 92% | | 79-120 | 19 | 20 |
| **Surrogates** | | | | | | | | |
| 1,4-Dioxane-d8 (SUR) | 10.00 | 10.00 | ug/L | 100% | | 80-120 | | |

| Type: | Blank | Lab ID: | QC1342796 | Batch: | 395997 |
|---|---|---|---|---|---|
| Matrix: | Water | Method: | SM 4500-S2-D | Prep Method: | METHOD |

| QC1342796 Analyte | Result | Qual | Units | RL | MDL | Prepared | Analyzed |
|---|---|---|---|---|---|---|---|
| Sulfide | ND | | mg/L | 0.10 | | 02/20/26 | 02/20/26 |

| Type: | Lab Control Sample | Lab ID: | QC1342797 | Batch: | 395997 |
|---|---|---|---|---|---|
| Matrix: | Water | Method: | SM 4500-S2-D | Prep Method: | METHOD |

| QC1342797 Analyte | Result | Spiked | Units | Recovery | Qual | Limits |
|---|---|---|---|---|---|---|
| Sulfide | 0.9000 | 1.000 | mg/L | 90% | | 90-110 |

| Type: | Matrix Spike | Lab ID: | QC1342809 | Batch: | 395997 |
|---|---|---|---|---|---|
| Matrix (Source ID): | Water (553748-001) | Method: | SM 4500-S2-D | Prep Method: | METHOD |

| QC1342809 Analyte | Result | Source Sample Result | Spiked | Units | Recovery | Qual | Limits | DF |
|---|---|---|---|---|---|---|---|---|
| Sulfide | 0.9000 | ND | 1.000 | mg/L | 90% | | 80-120 | 1 |

| Type: | Matrix Spike Duplicate | Lab ID: | QC1342810 | Batch: | 395997 |
|---|---|---|---|---|---|
| Matrix (Source ID): | Water (553748-001) | Method: | SM 4500-S2-D | Prep Method: | METHOD |

| QC1342810 Analyte | Result | Source Sample Result | Spiked | Units | Recovery | Qual | Limits | RPD | RPD Lim | DF |
|---|---|---|---|---|---|---|---|---|---|---|
| Sulfide | 0.9000 | ND | 1.000 | mg/L | 90% | | 80-120 | 0 | 20 | 1 |

ENTHALPY ANALYTICAL

# Batch QC

| Type: Blank | Lab ID: QC1345566 | Batch: 396766 |
|---|---|---|
| Matrix: Water | Method: SM 5310B | Prep Method: SM 5310B |

| QC1345566 Analyte | Result | Qual | Units | RL | MDL | Prepared | Analyzed |
|---|---|---|---|---|---|---|---|
| Total Organic Carbon | ND | | mg/L | 1.0 | 0.49 | 03/01/26 | 03/01/26 |

| Type: Lab Control Sample | Lab ID: QC1345567 | Batch: 396766 |
|---|---|---|
| Matrix: Water | Method: SM 5310B | Prep Method: SM 5310B |

| QC1345567 Analyte | Result | Spiked | Units | Recovery | Qual | Limits |
|---|---|---|---|---|---|---|
| Total Organic Carbon | 23.71 | 25.00 | mg/L | 95% | | 85-115 |

| Type: Matrix Spike | Lab ID: QC1345570 | Batch: 396766 |
|---|---|---|
| Matrix (Source ID): Water (554516-001) | Method: SM 5310B | Prep Method: SM 5310B |

| QC1345570 Analyte | Result | Source Sample Result | Spiked | Units | Recovery | Qual | Limits | DF |
|---|---|---|---|---|---|---|---|---|
| Total Organic Carbon | 41,200 | 27670 | 12500 | mg/L | 108% | | 75-125 | 500 |

| Type: Matrix Spike Duplicate | Lab ID: QC1345571 | Batch: 396766 |
|---|---|---|
| Matrix (Source ID): Water (554516-001) | Method: SM 5310B | Prep Method: SM 5310B |

| QC1345571 Analyte | Result | Source Sample Result | Spiked | Units | Recovery | Qual | Limits | RPD | RPD Lim | DF |
|---|---|---|---|---|---|---|---|---|---|---|
| Total Organic Carbon | 41,400 | 27670 | 12500 | mg/L | 110% | | 75-125 | 0 | 25 | 500 |

| Type: Blank | Lab ID: QC1345725 | Batch: 396821 |
|---|---|---|
| Matrix: Water | Method: SM 5310B | Prep Method: SM 5310B |

| QC1345725 Analyte | Result | Qual | Units | RL | MDL | Prepared | Analyzed |
|---|---|---|---|---|---|---|---|
| Total Organic Carbon | ND | | mg/L | 1.0 | 0.49 | 03/02/26 | 03/02/26 |

| Type: Lab Control Sample | Lab ID: QC1345726 | Batch: 396821 |
|---|---|---|
| Matrix: Water | Method: SM 5310B | Prep Method: SM 5310B |

| QC1345726 Analyte | Result | Spiked | Units | Recovery | Qual | Limits |
|---|---|---|---|---|---|---|
| Total Organic Carbon | 24.19 | 25.00 | mg/L | 97% | | 85-115 |

| Type: Matrix Spike | Lab ID: QC1345727 | Batch: 396821 |
|---|---|---|
| Matrix (Source ID): Water (554503-001) | Method: SM 5310B | Prep Method: SM 5310B |

| QC1345727 Analyte | Result | Source Sample Result | Spiked | Units | Recovery | Qual | Limits | DF |
|---|---|---|---|---|---|---|---|---|
| Total Organic Carbon | 42,060 | 28610 | 12500 | mg/L | 108% | | 75-125 | 500 |

ENTHALPY ANALYTICAL

# Batch QC

| Type: | Matrix Spike Duplicate | Lab ID: | QC1345728 | Batch: | 396821 |
|---|---|---|---|---|---|
| Matrix (Source ID): | Water (554503-001) | Method: | SM 5310B | Prep Method: | SM 5310B |

| QC1345728 Analyte | Result | Source Sample Result | Spiked | Units | Recovery | Qual | Limits | RPD | RPD Lim | DF |
|---|---|---|---|---|---|---|---|---|---|---|
| Total Organic Carbon | 44,100 | 28610 | 12500 | mg/L | 124% | | 75-125 | 5 | 25 | 500 |

| Type: | Blank | Lab ID: | QC1343967 | Batch: | 396315 |
|---|---|---|---|---|---|
| Matrix: | Water | Method: | SM2320B | Prep Method: | METHOD |

| QC1343967 Analyte | Result | Qual | Units | RL | MDL | Prepared | Analyzed |
|---|---|---|---|---|---|---|---|
| Alkalinity, Bicarbonate, as CaCO3 | ND | | mg/L | 2.0 | | 02/24/26 | 02/24/26 |
| Alkalinity, Total as CaCO3 | ND | | mg/L | 2.0 | | 02/24/26 | 02/24/26 |

| Type: | Lab Control Sample | Lab ID: | QC1343984 | Batch: | 396315 |
|---|---|---|---|---|---|
| Matrix: | Water | Method: | SM2320B | Prep Method: | METHOD |

| QC1343984 Analyte | Result | Spiked | Units | Recovery | Qual | Limits |
|---|---|---|---|---|---|---|
| Alkalinity, Total as CaCO3 | 97.46 | 100.0 | mg/L | 97% | | 90-110 |

| Type: | Sample Duplicate | Lab ID: | QC1343997 | Batch: | 396315 |
|---|---|---|---|---|---|
| Matrix (Source ID): | Water (553528-001) | Method: | SM2320B | Prep Method: | METHOD |

| QC1343997 Analyte | Result | Source Sample Result | Units | Qual | RPD | RPD Lim | DF |
|---|---|---|---|---|---|---|---|
| Alkalinity, Bicarbonate, as CaCO3 | 307.0 | 305.0 | mg/L | | 1 | 20 | 2.5 |
| Alkalinity, Total as CaCO3 | 307.0 | 305.0 | mg/L | | 1 | 20 | 2.5 |

| Type: | Blank | Lab ID: | QC1343793 | Batch: | 396291 |
|---|---|---|---|---|---|
| Matrix: | Water | Method: | SM2540C | Prep Method: | METHOD |

| QC1343793 Analyte | Result | Qual | Units | RL | MDL | Prepared | Analyzed |
|---|---|---|---|---|---|---|---|
| Total Dissolved Solids | ND | | mg/L | 10 | | 02/24/26 | 02/26/26 |

| Type: | Lab Control Sample | Lab ID: | QC1343794 | Batch: | 396291 |
|---|---|---|---|---|---|
| Matrix: | Water | Method: | SM2540C | Prep Method: | METHOD |

| QC1343794 Analyte | Result | Spiked | Units | Recovery | Qual | Limits |
|---|---|---|---|---|---|---|
| Total Dissolved Solids | 1,020 | 1000 | mg/L | 102% | | 90-110 |

| Type: | Sample Duplicate | Lab ID: | QC1343795 | Batch: | 396291 |
|---|---|---|---|---|---|
| Matrix (Source ID): | Water (553524-001) | Method: | SM2540C | Prep Method: | METHOD |

| QC1343795 Analyte | Result | Source Sample Result | Units | Qual | RPD | RPD Lim | DF |
|---|---|---|---|---|---|---|---|
| Total Dissolved Solids | 542.0 | 534.0 | mg/L | | 1 | 5 | 2 |

# Batch QC

| | | | | | |
|---|---|---|---|---|---|
| **Type:** | **Sample Duplicate** | **Lab ID:** | **QC1343796** | **Batch:** | **396291** |
| **Matrix (Source ID):** | **Water (553579-001)** | **Method:** | **SM2540C** | **Prep Method:** | **METHOD** |

| QC1343796 Analyte | Result | Source Sample Result | Units | Qual | RPD | RPD Lim | DF |
|---|---|---|---|---|---|---|---|
| Total Dissolved Solids | 390.0 | 354.0 | mg/L | | 10* | 5 | 2 |

* Value is outside QC limits
E Response exceeds instrument's linear range
J Estimated value
ND Not Detected
NM Not Meaningful

**Laboratory Job Number 553528**

**Subcontracted Products**

**McCampbell Analytical, Inc.**

# McCampbell Analytical, Inc.

*"When Quality Counts"*

# Analytical Report

**WorkOrder:** 2602E85

**Report Created for:** Enthalpy Analytical

931 West Barkley Avenue
Orange, CA 92868

**Project Contact:** David Tripp
**Project P.O.:** 079649
**Project:** EO-553528

**Project Location:**
**Project Received:** 02/19/2026

Analytical Report reviewed & approved for release on 02/26/2026 by:

Tracy Babjar
Project Manager

***McCampbell Analytical Inc. is not accredited for all the testing in this report. The report shall not be reproduced except in full, without the written approval of the laboratory. The analytical results relate only to the items tested.***

1534 Willow Pass Rd. Pittsburg, CA 94565 ♦ TEL: (877) 252-9262 ♦ FAX: (925) 252-9269 ♦ www.mccampbell.com

McCampbell Analytical, Inc.
*"When Quality Counts"*

1534 Willow Pass Road, Pittsburg, CA 94565-1701
Toll Free Telephone: (877) 252-9262 / Fax: (925) 252-9269
http://www.mccampbell.com / E-mail: main@mccampbell.com

# Glossary of Terms & Qualifier Definitions

**Client:** Enthalpy Analytical **WorkOrder:** 2602E85

**Project:** EO-553528

## Glossary Abbreviation

| | |
|---|---|
| %D | Serial Dilution Percent Difference |
| 95% Interval | 95% Confident Interval |
| CCV | Continuing Calibration Verification. |
| CCV REC (%) | % recovery of Continuing Calibration Verification. |
| CPT | Consumer Product Testing not NELAP Accredited |
| DF | Dilution Factor |
| DI WET | (DISTLC) Waste Extraction Test using DI water |
| DISS | Dissolved (direct analysis of 0.45 µm filtered and acidified water sample) |
| DLT | Dilution Test (Serial Dilution) |
| DUP | Duplicate |
| EDL | Estimated Detection Limit |
| ERS | External reference sample. Second source calibration verification. |
| ITEF | International Toxicity Equivalence Factor |
| LCS | Laboratory Control Sample |
| LCS2 | Second LCS for the batch. Spike level is lower than that for the first LCS; applicable to method 1633. |
| LQL | Lowest Quantitation Level |
| MB | Method Blank |
| MB IS/SS % Rec | % Recovery of Internal Standard or Surrogate in Method Blank, if applicable |
| MB SS % Rec | % Recovery of Surrogate in Method Blank, if applicable |
| MDL | Method Detection Limit [1] |
| ML | Minimum Level of Quantitation |
| MS | Matrix Spike |
| MSD | Matrix Spike Duplicate |
| NA | Not Applicable |
| ND | Not detected at or above the indicated MDL or RL. |
| NR | Data Not Reported due to matrix interference or insufficient sample amount. |
| PDS | Post Digestion Spike |
| PF | Prep Factor |
| RD | Relative Difference |
| RL | Reporting Limit [2] |
| RPD | Relative Percent Difference |
| RRT | Relative Retention Time |
| RSD | Relative Standard Deviation |
| SNR | Surrogate is diluted out of the calibration range |

[1] MDL is the minimum measured concentration of a substance that can be reported with 99% confidence that the measured concentration is distinguishable from method blank results. Definition and Procedure for the Determination of the Method Detection Limit, Revision 2, 40CFR, Part 136, Appendix B, EPA 821-R-16-006, December 2016. Values are based upon our default extraction volume/amount and are subject to change.

[2] RL is the lowest level that can be reliably determined within specified limits of precision and accuracy during routine laboratory operating conditions. (The RL cannot be lower than the lowest calibration standard used in the initial calibration of the instrument and must be greater than the MDL.) Values are based upon our default extraction volume/amount and are subject to change.

McCampbell Analytical, Inc.
*"When Quality Counts"*

1534 Willow Pass Road, Pittsburg, CA 94565-1701
Toll Free Telephone: (877) 252-9262 / Fax: (925) 252-9269
http://www.mccampbell.com / E-mail: main@mccampbell.com

# Glossary of Terms & Qualifier Definitions

**Client:** Enthalpy Analytical **WorkOrder:** 2602E85

**Project:** EO-553528

| | |
|---|---|
| SPK Val | Spike Value |
| SPKRef Val | Spike Reference Value |
| SPLP | Synthetic Precipitation Leachate Procedure |
| ST | Sorbent Tube |
| TCLP | Toxicity Characteristic Leachate Procedure |
| TEQ | Toxicity Equivalents |
| TNTC | “Too Numerous to Count;” greater than 250 colonies observed on the plate. |
| TPH-Diesel | Sample results for semi-volatile TPH (diesel, kerosene, oil, etc) were calculated using a background subtraction procedure to correct for instrument baseline rise (column bleed) as described in Sec 7.7.2.2 of EPA 8015 B, C. |
| TZA | TimeZone Net Adjustment for sample collected outside of MAI's Coordinated Universal Time (UTC). (Adjustment for Daylight Saving is not accounted.) |
| WET (STLC) | Waste Extraction Test (Soluble Threshold Limit Concentration) |

McCampbell Analytical, Inc.
*"When Quality Counts"*

1534 Willow Pass Road, Pittsburg, CA 94565-1701
Toll Free Telephone: (877) 252-9262 / Fax: (925) 252-9269
http://www.mccampbell.com / E-mail: main@mccampbell.com

# Analytical Report

| | | | |
|---|---|---|---|
| **Client:** | Enthalpy Analytical | **WorkOrder:** | 2602E85 |
| **Date Received:** | 02/19/2026 10:27 | **Extraction Method:** | RSK175 |
| **Date Prepared:** | 02/25/2026 | **Analytical Method:** | RSK175 |
| **Project:** | EO-553528 | **Unit:** | µg/L |

## Dissolved Carbon Dioxide by RSK 175

| Client ID | Lab ID | Matrix | Date Collected | Instrument FileID | Batch ID |
|---|---|---|---|---|---|
| DW-29 | 2602E85-001A | Water | 02/18/2026 10:49 | GC26 0225261104.D | 336484 |

| Analytes | Result | MDL | RL | DF | Date Analyzed |
|---|---|---|---|---|---|
| Carbon Dioxide | **12,000** | 500 | 500 | 10 | 02/25/2026 16:20 |

Analyst(s): CLO

| Client ID | Lab ID | Matrix | Date Collected | Instrument FileID | Batch ID |
|---|---|---|---|---|---|
| DW-31 | 2602E85-002A | Water | 02/18/2026 11:45 | GC26 0225261105.D | 336484 |

| Analytes | Result | MDL | RL | DF | Date Analyzed |
|---|---|---|---|---|---|
| Carbon Dioxide | **61,000** | 2500 | 2500 | 50 | 02/25/2026 16:55 |

Analyst(s): CLO

| Client ID | Lab ID | Matrix | Date Collected | Instrument FileID | Batch ID |
|---|---|---|---|---|---|
| FP-01 | 2602E85-003A | Water | 02/18/2026 09:39 | GC26 0225261106.D | 336484 |

| Analytes | Result | MDL | RL | DF | Date Analyzed |
|---|---|---|---|---|---|
| Carbon Dioxide | **25,000** | 1000 | 1000 | 20 | 02/25/2026 17:41 |

Analyst(s): CLO

McCampbell Analytical, Inc.
*"When Quality Counts"*

1534 Willow Pass Road, Pittsburg, CA 94565-1701
Toll Free Telephone: (877) 252-9262 / Fax: (925) 252-9269
http://www.mccampbell.com / E-mail: main@mccampbell.com

# Quality Control Report

| | | | |
|---|---|---|---|
| **Client:** | Enthalpy Analytical | **WorkOrder:** | 2602E85 |
| **Date Prepared:** | 02/25/2026 | **BatchID:** | 336484 |
| **Date Analyzed:** | 02/25/2026 | **Extraction Method:** | RSK175 |
| **Instrument:** | GC26 | **Analytical Method:** | RSK175 |
| **Matrix:** | Water | **Unit:** | µg/L |
| **Project:** | EO-553528 | **Sample ID:** | MB/LCS/LCSD-336484 |

## QC Summary Report for RSK175

| Analyte | MB Result | MDL | RL | | | |
|---|---|---|---|---|---|---|
| Carbon Dioxide | ND | 50 | 50 | - | - | - |

| Analyte | LCS Result | LCSD Result | SPK Val | LCS %REC | LCSD %REC | LCS/LCSD Limits | RPD | RPD Limit |
|---|---|---|---|---|---|---|---|---|
| Carbon Dioxide | 160 | 200 | 187.2 | 87 | 105 | 70-130 | 19.2 | 30 |

McCampbell Analytical, Inc.
1534 Willow Pass Rd
Pittsburg, CA 94565-1701
(925) 252-9262

# CHAIN-OF-CUSTODY RECORD



**WorkOrder: 2602E85** **ClientCode: ENO** **QuoteID: 262776**

☐ WaterTrax ☐ CLIP ☐ EDF ☑ EQuIS ☑ Dry-Weight ☑ Email ☐ HardCopy ☐ ThirdParty ☑ J-flag
☑ Detection Summary ☑ **Excel** [A1_Standard _QC]

Report to:
David Tripp
Enthalpy Analytical
931 West Barkley Avenue
Orange, CA 92868
657-581-4710 FAX:

Email: david.tripp@enthalpy.com
cc/3rd Party: incomingreports@enthalpy.com;
PO: 079649
Project: EO-553528

Bill to:
Accounts Payable/Enthalpy SoCal
Montrose Environmental Group
PO Box 842165
Boston, MA 02284-2165
003EL_ap@montrose-env.com

**Requested TAT: 5 days;**

*Date Received:* **02/19/2026**
*Date Logged:* **02/20/2026**

| Lab ID | ClientSampID | Matrix | Collection Date | Hold | Requested Tests (See legend below) | | | | | | | | | | | |
|---|---|---|---|---|---|---|---|---|---|---|---|---|---|---|---|---|
| | | | | | 1 | 2 | 3 | 4 | 5 | 6 | 7 | 8 | 9 | 10 | 11 | 12 |
| 2602E85-001 | DW-29 | Water | 2/18/2026 10:49 | ☐ | A | A | | | | | | | | | | |
| 2602E85-002 | DW-31 | Water | 2/18/2026 11:45 | ☐ | A | A | | | | | | | | | | |
| 2602E85-003 | FP-01 | Water | 2/18/2026 09:39 | ☐ | A | A | | | | | | | | | | |

**Test Legend:**

| | | | | | | | |
|---|---|---|---|---|---|---|---|
| 1 | PRDisposal Fee | 2 | RSK175_CO2_W | 3 | | 4 | |
| 5 | | 6 | | 7 | | 8 | |
| 9 | | 10 | | 11 | | 12 | |

**Project Manager: Jena Alfaro** **Prepared by:**

**Comments:**

NOTE: Soil samples are discarded 60 days after receipt unless other arrangements are made (Water samples are 30 days).
Hazardous samples will be returned to client or disposed of at client expense.

McCampbell Analytical, Inc.
*"When Quality Counts"*

1534 Willow Pass Road, Pittsburg, CA 94565-1701
Toll Free Telephone: (877) 252-9262 / Fax: (925) 252-9269
http://www.mccampbell.com / E-mail: main@mccampbell.com

# WORK ORDER SUMMARY

**Client Name:** ENTHALPY ANALYTICAL **Project:** EO-553528 **Work Order:** 2602E85
**Client Contact:** David Tripp **QC Level:** LEVEL 2
**Contact's Email:** david.tripp@enthalpy.com **Comments:** **Date Logged:** 2/20/2026

☐ WaterTrax ☐ CLIP ☐ EDF ☑ Excel ☐ EQuIS ☑ Email ☐ HardCopy ☐ ThirdParty ☑ J-flag

| LabID | ClientSampID | Matrix | Test Name | Cont./ Comp. | Bottle & Preservative | U** | Head Space | Dry-Weight | Collection Date & Time | TAT | Test Due Date | Sediment Content | Hold | Sub Out |
|---|---|---|---|---|---|---|---|---|---|---|---|---|---|---|
| 001A | DW-29 | Water | RSK175 (CO2) | 2 | VOA, Unpres | ☐ | ☐ | ☐ | 2/18/2026 10:49 | 5 days | 2/26/2026 | Present | ☐ | ☐ |
| 002A | DW-31 | Water | RSK175 (CO2) | 2 | VOA, Unpres | ☐ | ☐ | ☐ | 2/18/2026 11:45 | 5 days | 2/26/2026 | Present | ☐ | ☐ |
| 003A | FP-01 | Water | RSK175 (CO2) | 2 | VOA, Unpres | ☐ | ☐ | ☐ | 2/18/2026 9:39 | 5 days | 2/26/2026 | Present | ☐ | ☐ |

**NOTES: * STLC and TCLP extractions require 2 days to complete; therefore, all TATs begin after the extraction is completed (i.e., One-day TAT yields results in 3 days from sample submission).**

**- ISM prep requires 5 to 10 days to complete; therefore, all TATs begin after the extraction is completed (i.e., One-day TAT yields results in 6 to 11 days from sample submission). Due date listed on WO summary will not accurately reflect the time needed for sample preparation.**

**- Organic extracts are held for 40 days before disposal; Inorganic extract are held for 30 days.**

**- MAI assumes that all material present in the provided sampling container is considered part of the sample - MAI does not exclude any material from the sample prior to sample preparation unless requested in writing by the client.**

**U** = An unpreserved container was received for a method that suggests a preservation in order to extend hold time for analysis.**

**Cont./Comp. = Containers /Composites**

2602E85

ENTHALPY ANALYTICAL
931 West Barkley Ave
Orange, CA 92868
(714) 771-6900

Subcontract Laboratory:
McCampbell Analytical, Inc.
1534 Willow Pass Rd.
Pittsburg, CA 94565
ATTN: Quote ID: 252619
PO #: Quote ID: 262776

Enthalpy Order: EO-553528
PM: David Tripp
Email: david.tripp@enthalpy.com
CC: incomingreports@enthalpy.com
Phone: 657-581-4710

Results Due: Standard TAT
Report Level: II
Report To: MDL
EDDs: Standard Excel EDD

Notes:

| Sample ID | Collected | Lab ID | # Cont. | Matrix | Analysis Requested | Comment |
|---|---|---|---|---|---|---|
| DW-29 | 18-FEB-2026 10:49 | 553528-001 | 2 | Water | RSK-175 CO2 | |
| DW-31 | 18-FEB-2026 11:45 | 553528-002 | 2 | Water | RSK-175 CO2 | |
| FP-01 | 18-FEB-2026 09:39 | 553528-003 | 2 | Water | RSK-175 CO2 | |

| Notes: | Relinquished By: | Received By: |
|---|---|---|
| | [signature] | GLS |
| | Date: 2·18·26 3pm | Date: 2·18·26 / 3pm |
| | GLS | [signature] |
| | Date: 2·19·26 | Date: 2/19/26 1027 |
| | | |
| | Date: | Date: |

3.6°C wet IR39

650: 5640790052

McCampbell Analytical, Inc.
*"When Quality Counts"*

1534 Willow Pass Road, Pittsburg, CA 94565-1701
Toll Free Telephone: (877) 252-9262 / Fax: (925) 252-9269
http://www.mccampbell.com / E-mail: main@mccampbell.com

# Sample Receipt Checklist

Client Name: Enthalpy Analytical
Project: EO-553528

Date and Time Received: 2/19/2026 10:27
Date Logged: 2/20/2026
Received by: Agustina Venegas
Logged by:

WorkOrder №: 2602E85 Matrix: Water
Carrier: Golden State Overnight

## Chain of Custody (COC) Information

| | | | | | | |
|---|---|---|---|---|---|---|
| Chain of custody present? | Yes | ☑ | No | ☐ | | |
| Chain of custody signed when relinquished and received? | Yes | ☑ | No | ☐ | | |
| Chain of custody agrees with sample labels? | Yes | ☑ | No | ☐ | | |
| Sample IDs noted by Client on COC? | Yes | ☑ | No | ☐ | | |
| Date and Time of collection noted by Client on COC? | Yes | ☑ | No | ☐ | | |
| Sampler's name noted on COC? | Yes | ☐ | No | ☑ | | |
| COC agrees with Quote? | Yes | ☑ | No | ☐ | NA | ☐ |
| COC quote is active? | Yes | ☑ | No | ☐ | NA | ☐ |

## Sample Receipt Information

| | | | | | | |
|---|---|---|---|---|---|---|
| Custody seals intact on shipping container/cooler? | Yes | ☐ | No | ☐ | NA | ☑ |
| Custody seals intact on sample bottles? | Yes | ☐ | No | ☐ | NA | ☑ |
| Shipping container/cooler in good condition? | Yes | ☑ | No | ☐ | | |
| Samples in proper containers/bottles? | Yes | ☑ | No | ☐ | | |
| Sample containers intact? | Yes | ☑ | No | ☐ | | |
| Sufficient sample volume for indicated test? | Yes | ☑ | No | ☐ | | |

## Sample Preservation and Hold Time (HT) Information

| | | | | | | |
|---|---|---|---|---|---|---|
| All samples received within holding time? | Yes | ☑ | No | ☐ | NA | ☐ |
| Samples Received on Ice? | Yes | ☑ | No | ☐ | | |

(Ice Type: WET ICE )

| | | | | | | |
|---|---|---|---|---|---|---|
| Sample/Temp Blank temperature | Temp: 3.6°C | | | | NA | ☐ |
| ZHS conditional analyses: VOA meets zero headspace requirement (VOCs, TPHg/BTEX, RSK)? | Yes | ☑ | No | ☐ | NA | ☐ |
| Sample labels checked for correct preservation? | Yes | ☑ | No | ☐ | | |
| pH acceptable upon receipt (Metal: <2)? | Yes | ☐ | No | ☐ | NA | ☑ |

UCMR Samples:

| | | | | | | |
|---|---|---|---|---|---|---|
| pH tested and acceptable upon receipt (200.7: ≤2; 533: 6 - 8; 537.1: 6 - 8)? | Yes | ☐ | No | ☐ | NA | ☑ |
| Free Chlorine tested and acceptable upon receipt (<0.1mg/L) [not applicable to 200.7]? | Yes | ☐ | No | ☐ | NA | ☑ |

Comments:

Enthalpy Analytical
931 West Barkley Ave
Orange, CA 92868
(714) 771-6900

enthalpy.com

Lab Job Number : 555786
Report Level : II
Report Date : 03/31/2026

**Analytical Report** *prepared for:*

Matt Breuer
Waste Connections
Chiquita Canyon Landfill
29201 Henry Mayo Drive
Castaic, CA 91384

Project: GW MONITORING - CCLF Groundwater

*Authorized for release by:*

David Tripp, Project Manager
657-581-4710
david.tripp@enthalpy.com

This data package has been reviewed for technical correctness and completeness. Release of this data has been authorized by the Laboratory Manager or the Manager's designee, as verified by the above signature which applies to this PDF file as well as any associated electronic data deliverable files. The results contained in this report meet all requirements of NELAP and pertain only to those samples which were submitted for analysis. This report may be reproduced only in its entirety.

CA ELAP# 1338, CA ELAP #1338-S1, NELAP# 4038, SCAQMD LAP# 18LA0518, LACSD ID# 10105, ORELAP# 4197

ENTHALPY ANALYTICAL

# Sample Summary

Matt Breuer
Waste Connections
Chiquita Canyon Landfill
29201 Henry Mayo
Drive
Castaic, CA 91384

| | |
|---|---|
| Lab Job #: | 555786 |
| Project No: | GW MONITORING |
| Location: | CCLF Groundwater |
| Date Received: | 03/19/26 |

| Sample ID | Lab ID | Collected | Matrix |
|---|---|---|---|
| DW-29 | 555786-001 | 03/19/26 11:35 | Water |
| DW-31 | 555786-002 | 03/19/26 10:53 | Water |
| FP-01 | 555786-003 | 03/19/26 09:53 | Water |
| QCFB | 555786-004 | 03/19/26 10:56 | Water |
| QCTB | 555786-005 | 03/19/26 00:00 | Water |

ENTHALPY ANALYTICAL

# Case Narrative

| | |
|---|---|
| Waste Connections<br>Chiquita Canyon Landfill<br>29201 Henry Mayo Drive<br>Castaic, CA 91384<br>Matt Breuer | Lab Job Number: 555786<br>Project No: GW MONITORING<br>Location: CCLF<br>Groundwater<br>Date Received: 03/19/26 |

- This data package contains sample and QC results for five water samples, requested for the above referenced project on 03/20/26. The samples were received in good condition.
- EPA 300.0, EPA 350.1, EPA 410.4, EPA 6010B, EPA 8270C-SIM, SM 4500-S2-D, SM 5310B, SM2320B, and SM2540C analyses were performed at 931 West Barkley Ave, Orange, CA, 92868.
- EPA 8260B analysis was performed at 2532 E Cerritos Ave., Anaheim, CA, 92806.

**Volatile Organics by GC/MS (EPA 8260B):**
No analytical problems were encountered.

**Semivolatile Organics by GC/MS SIM (EPA 8270C-SIM):**
No analytical problems were encountered.

**Total Organic Carbon by IR (SM 5310B):**
No analytical problems were encountered.

**Metals (EPA 6010B):**
No analytical problems were encountered.

**Ion Chromatography (EPA 300.0):**

- High recoveries were observed for bromide, fluoride, and nitrogen, nitrate in the MSD for batch 398567; the parent sample was not a project sample, the LCS was within limits, and the associated RPDs were within limits.
- High recoveries were observed for a number of analytes in the second MS/MSD pair for batch 398567; the parent sample was not a project sample, the LCS was within limits, and the associated RPDs were within limits.
- No other analytical problems were encountered.

**Chemical Oxygen Demand by EPA 410.4 (EPA 410.4):**
No analytical problems were encountered.

**Alkalinity (SM2320B):**
No analytical problems were encountered.

**Sulfide (SM 4500-S2-D):**
No analytical problems were encountered.

**Total Dissolved Solids (TDS) (SM2540C):**

- High RPD was observed for total dissolved solids in the SDUP of DW-31 (lab # 555786-002).
- No other analytical problems were encountered.

**Chemical Oxygen Demand (EPA 410.4):**
No analytical problems were encountered.

**Ammonia and TKN- Semi-Automated Method (SM 4500-NH3-G):**
No analytical problems were encountered.

**RSK-175 CO2 (RSK-175):**

McCampbell Analytical, Inc. in Pittsburg, CA performed the analysis (see sublab report section for certifications). Please see the McCampbell Analytical, Inc. case narrative.

# ENTHALPY ANALYTICAL

## Chain of Custody Record

Lab No: 555786

Page: 1 of 1

| Turn Around Time (rush by advanced notice only) | | | | | |
|---|---|---|---|---|---|
| Standard: | X | 5 Day: | | 3 Day: | |
| 2 Day: | | 1 Day: | | Custom TAT: | |


**Enthalpy Analytical**

931 W Barkely Ave, Orange, CA 92868

(714) 771-6900


**Matrix:** A = Air S = Soil/Solid W = Water DW = Drinking Wate SD = Sediment PP = Pure Product SEA = Sea Water SW = Swab T = Tissue WP = Wipe O = Other

**Preservatives:** 1 = $Na_2S_2O_3$ 2 = HCl 3 = $HNO_3$ 4 = $H_2SO_4$ 5 = NaOH 6 = Other

**Sample Receipt Temp:** 1.0 / 1.4 (lab use only)

| CUSTOMER INFORMATION | | PROJECT INFORMATION | |
|---|---|---|---|
| Company: | Chiquita Canyon Landfill | Name: | Matt Breuer |
| Report To: | Matt Breuer | Number: | 661-257-3655 |
| Email: | Matthew.Breuer@wasteconnections.com | P.O. #: | |
| Address: | 29201 Henry Mayo Drive | Address: | |
| | Castaic, CA, 91384 | | |
| Phone: | 661-257-3655 | Global ID: | L10003464243 |
| Fax: | | Sampled By: | Paul Chang |

**Test Instructions / Comments**

**Quarterly MPars**

**cc report to:**
**pchang@changenvironmental.com Basic EDD & GeoTracker EDF**

| | Sample ID | Sampling Date | Sampling Time | Matrix | Container No. / Size | Pres. | VOCs (EPA 8260B) | 1,4-Dioxane | Alkalinity, total | Bicarbonate as CaCO3 | Ammonia-N, Nitrate-N | COD, Cl, SO4, TDS, TOC | B, Ca, Fe, K, Mg, Mn, Na | Bromide, Fluoride, Sulfide | Carbon dioxide |
|---|---|---|---|---|---|---|---|---|---|---|---|---|---|---|---|
| 1 | DW-29 | 3/19/26 | 1135 | W | 13 | var. | X | X | X | X | X | X | X | X | X |
| 2 | DW-31 | | 1053 | | 13 | | X | X | X | X | X | X | X | X | X |
| 3 | FP-01 | | 953 | | 13 | | X | X | X | X | X | X | X | X | X |
| 4 | QCFB | | 1056 | | 3 | | X | | | | | | | | |
| 5 | QCTB | — | — | | 2 | | X | | | | | | | | |
| 6 | | | | | | | | | | | | | | | |
| 7 | | | | | | | | | | | | | | | |
| 8 | | | | | | | | | | | | | | | |
| 9 | | | | | | | | | | | | | | | |
| 10 | | | | | | | | | | | | | | | |

Login 555786

| | Signature | Print Name | Company / Title | Date / Time |
|---|---|---|---|---|
| [1] Relinquished By: | | Paul Chang | CEL | 3/19/26 1:11pm |
| [1] Received By: | | Alicet | EA/NH | 3/19/26 1:11pm |
| [2] Relinquished By: | | Alicet | EA/NH | 3/20/26 9:10 |
| [2] Received By: | | Gloria | EANH | 3.20.26 9:10 |
| [3] Relinquished By: | | Gloria | EANH | 3.20.26 10:30 |
| [3] Received By: | | Dena | EA | 3-20-26 1030 |

CEL: [signature] 3-20-26 1110 Rec'd NCH EA 3-20-26 11:10

# SAMPLE RECEIPT CHECKLIST

**Section 1: General Info**

Date Received: 3/19/26 WO# 555786 Client: Chiquita Canyon Landfill

**Section 2: Shipping / Custody** **Are custody seals present?** ☐ Yes ☒ No

Custody seals intact on arrival? ☐ N/A ☒ Yes ☐ No ☐ On cooler / box ☐ On samples

☐ Courier ☒ Walk-In ☐ Field Sampling ☐ Shipping Info: _____

**Section 3a: Condition / Packaging** ☐ **Outside 0.0 - 6.0°C (0.0 - 10.0°C for microbiology) (PM notified)**

Date Opened 3/19/26 By (initials) AXT Type of ice used: ☒ Wet ☐ Blue/Gel ☐ None

☑ Samples received on ice directly from the field; cooling process had begun. (if checked, skip temperatures)

☐ Sample matrix doesn't require cooling (e.g. air, bulk PCB). (if checked, skip temperatures)

If no cooler: Observed/Adjusted Temp (°C): ____ / ____ Thermometer/IR Gun: IR03 CF: +0.8

Cooler Temp (°C) #1: 18.1/18.3 #2: ____/____ #3: ____/____ #4: ____/____ #5: ____/____ #6: ____/____

**Section 3b: Microbiology Samples** ☒ **No microbiology samples submitted (skip 3b)**

☐ Within temp range 0.0 - 10.0°C or received on ice directly from field.

☐ Adequate headspace for microbiology analysis.

**Section 3c: Air Samples** ☒ **No air samples submitted (skip 3c)**

☐ 1.4L Canisters ☐ 6L Canisters ☐ Tedlar Bags ☐ MCE Cassettes ☐ Sorbent Tubes ☐ Other _____

| **Section 4: Containers / Labels / Samples** | YES | NO | N/A |
|---|---|---|---|
| 1) Were custody papers present, filled properly, and legible? | ✓ | | |
| 2) Is the sampler's name present on the CoC? | ✓ | | |
| 3) Were containers received in good condition (unbroken / unopened / uncompromised)? | ✓ | | |
| 4) Were the samples bagged? (required for microbiology samples; recommended for soil samples) | | | ✓ |
| 5) Were all of, and only, the correct samples received? | ✓ | | |
| 6) Are sample labels present, legible, and in agreement with the CoC? | ✓ | | |
| 7) Does the container count match the CoC? | ✓ | | |
| 8) Was sufficient sample volume / mass received for the analyses requested? | ✓ | | |
| 9) Were samples received in proper containers for the analyses requested? | ✓ | | |
| 10) Were samples received with > 1/2 holding time remaining? | ✓ | | |
| 11) Are samples properly preserved as indicated by CoC / labels? | | ✓ | |
| 12) Unpreserved VOAs received - If necessary, was the hold time changed in LIMS? | | ✓ | |
| 13) Are VOA vials free from headspace/bubbles > 6mm? | | ✓ | |

**Section 5: Explanations / Comments**

(If no comments are made, then no discrepancies noted.)

☐ **No additional discrepancies**

**Date Logged** 3/19/26 **By (print)** AXT **(sign)** _____

**Date Labeled** _____ **By (print)** _____ **(sign)** _____

# SAMPLE RECEIPT CHECKLIST

**Section 1: General Info**

Date Received: 3/20/26 WO# 555786 Client: WASTECONNECTIONS

**Section 2: Shipping / Custody** **Are custody seals present?** ☐ Yes ☐ No

Custody seals intact on arrival? ■ N/A ☐ Yes ☐ No ☐ On cooler / box ☐ On samples

■ Courier ☐ Walk-In ☐ Field Sampling ☐ Shipping Info: _____

**Section 3a: Condition / Packaging** ☐ **Outside 0.0 - 6.0°C (0.0 - 10.0°C for microbiology) (PM notified)**

Date Opened 3/20/26 By (initials) DEP Type of ice used: ■ Wet ☐ Blue/Gel ☐ None

☐ Samples received on ice directly from the field; cooling process had begun. (if checked, skip temperatures)

☐ Sample matrix doesn't require cooling (e.g. air, bulk PCB). (if checked, skip temperatures)

If no cooler: Observed/Adjusted Temp (°C): _____ / _____ Thermometer/IR Gun: IR15 CF: +0.4

Cooler Temp (°C) #1: 1.0 / 1.4 #2: ____/____ #3: ____/____ #4: ____/____ #5: ____/____ #6: ____/____

**Section 3b: Microbiology Samples** ■ **No microbiology samples submitted (skip 3b)**

☐ Within temp range 0.0 - 10.0°C or received on ice directly from field.

☐ Adequate headspace for microbiology analysis.

**Section 3c: Air Samples** ■ **No air samples submitted (skip 3c)**

☐ 1.4L Canisters ☐ 6L Canisters ☐ Tedlar Bags ☐ MCE Cassettes ☐ Sorbent Tubes ☐ Other _____

| **Section 4: Containers / Labels / Samples** | YES | NO | N/A |
|---|---|---|---|
| 1) Were custody papers present, filled properly, and legible? | X | | |
| 2) Is the sampler's name present on the CoC? | X | | |
| 3) Were containers received in good condition (unbroken / unopened / uncompromised)? | X | | |
| 4) Were the samples bagged? (required for microbiology samples; recommended for soil samples) | X | | |
| 5) Were all of, and only, the correct samples received? | X | | |
| 6) Are sample labels present, legible, and in agreement with the CoC? | X | | |
| 7) Does the container count match the CoC? | X | | |
| 8) Was sufficient sample volume / mass received for the analyses requested? | X | | |
| 9) Were samples received in proper containers for the analyses requested? | X | | |
| 10) Were samples received with > 1/2 holding time remaining? | | X | |
| 11) Are samples properly preserved as indicated by CoC / labels? | X | | |
| 12) Unpreserved VOAs received - If necessary, was the hold time changed in LIMS? | | X | |
| 13) Are VOA vials free from headspace/bubbles > 6mm? | | X | |

**Section 5: Explanations / Comments**

(If no comments are made, then no discrepancies noted.)

4.10: Nitrate received with 1/2 holding time remaining

4.13: For sample -003, 1/3 HCL VOA vials & For sample -005, 1/2 HCL VOA vials have headspace 26mm

☐ **No additional discrepancies**

**Date Logged** 3/19/26 **By (print)** AXT **(sign)** NA

**Date Labeled** 3/19/26 **By (print)** AXT **(sign)** NA

ENTHALPY ANALYTICAL

# Analysis Results for 555786

Matt Breuer
Waste Connections
Chiquita Canyon Landfill
29201 Henry Mayo Drive
Castaic, CA 91384

Lab Job #: 555786
Project No: GW MONITORING
Location: CCLF Groundwater
Date Received: 03/19/26

**Sample ID: DW-29** **Lab ID: 555786-001** **Collected: 03/19/26 11:35**
**Matrix: Water**

| 555786-001 Analyte | Result | Qual | Units | RL | MDL | DF | Batch | Prepared | Analyzed | Chemist |
|---|---|---|---|---|---|---|---|---|---|---|
| Method: EPA 300.0<br>Prep Method: METHOD | | | | | | | | | | |
| Fluoride | **0.36** | | mg/L | 0.20 | 0.059 | 1 | 398567 | 03/20/26 11:59 | 03/20/26 14:56 | KUM |
| Chloride | **93** | | mg/L | 1.0 | 0.26 | 1 | 398567 | 03/20/26 11:59 | 03/20/26 14:56 | KUM |
| Bromide | **0.30** | | mg/L | 0.30 | 0.061 | 1 | 398567 | 03/20/26 11:59 | 03/20/26 14:56 | KUM |
| Nitrogen, Nitrate | **1.9** | | mg/L | 0.10 | 0.05 | 1 | 398567 | 03/20/26 11:59 | 03/20/26 14:56 | KUM |
| Sulfate | **360** | | mg/L | 10 | 1.8 | 10 | 398567 | 03/20/26 11:59 | 03/20/26 15:17 | KUM |
| Method: EPA 350.1<br>Prep Method: METHOD | | | | | | | | | | |
| Ammonia-N | ND | | mg/L | 0.10 | 0.068 | 1 | 398791 | 03/24/26 | 03/24/26 | JAK |
| Method: EPA 410.4<br>Prep Method: EPA 410.4 | | | | | | | | | | |
| Chemical Oxygen Demand | **18** | | mg/L | 4.0 | 2.0 | 1 | 398818 | 03/24/26 | 03/25/26 | ARM |
| Method: EPA 6010B<br>Prep Method: EPA 3015A | | | | | | | | | | |
| Boron | **0.40** | | mg/L | 0.050 | 0.0023 | 1 | 398598 | 03/20/26 | 03/21/26 | SBW |
| Calcium | **80** | | mg/L | 0.10 | 0.022 | 1 | 398598 | 03/20/26 | 03/21/26 | SBW |
| Iron | **0.070** | | mg/L | 0.050 | 0.027 | 1 | 398598 | 03/20/26 | 03/21/26 | SBW |
| Magnesium | **11** | | mg/L | 0.10 | 0.010 | 1 | 398598 | 03/20/26 | 03/21/26 | SBW |
| Manganese | **0.22** | | mg/L | 0.010 | 0.00075 | 1 | 398598 | 03/20/26 | 03/23/26 | SBW |
| Potassium | **1.6** | | mg/L | 0.50 | 0.15 | 1 | 398598 | 03/20/26 | 03/21/26 | SBW |
| Sodium | **240** | | mg/L | 0.50 | 0.017 | 1 | 398598 | 03/20/26 | 03/23/26 | SBW |
| Method: EPA 8260B<br>Prep Method: EPA 5030B | | | | | | | | | | |
| Freon 12 | ND | | ug/L | 1.0 | 0.1 | 1 | 398796 | 03/24/26 | 03/24/26 | HMN |
| Chloromethane | ND | | ug/L | 1.0 | 0.2 | 1 | 398796 | 03/24/26 | 03/24/26 | HMN |
| Vinyl Chloride | ND | | ug/L | 0.5 | 0.1 | 1 | 398796 | 03/24/26 | 03/24/26 | HMN |
| 1,1-Dichloroethene | ND | | ug/L | 0.5 | 0.08 | 1 | 398796 | 03/24/26 | 03/24/26 | HMN |
| Methylene Chloride | ND | | ug/L | 10 | 0.2 | 1 | 398796 | 03/24/26 | 03/24/26 | HMN |
| 1,1-Dichloroethane | ND | | ug/L | 0.5 | 0.1 | 1 | 398796 | 03/24/26 | 03/24/26 | HMN |
| cis-1,2-Dichloroethene | ND | | ug/L | 0.5 | 0.09 | 1 | 398796 | 03/24/26 | 03/24/26 | HMN |
| 1,2-Dichloroethane | ND | | ug/L | 0.5 | 0.1 | 1 | 398796 | 03/24/26 | 03/24/26 | HMN |
| Benzene | ND | | ug/L | 0.5 | 0.1 | 1 | 398796 | 03/24/26 | 03/24/26 | HMN |
| Trichloroethene | ND | | ug/L | 0.5 | 0.1 | 1 | 398796 | 03/24/26 | 03/24/26 | HMN |
| Tetrachloroethene | ND | | ug/L | 0.5 | 0.1 | 1 | 398796 | 03/24/26 | 03/24/26 | HMN |
| 1,4-Dichlorobenzene | ND | | ug/L | 0.5 | 0.2 | 1 | 398796 | 03/24/26 | 03/24/26 | HMN |
| **Surrogates** | | | | **Limits** | | | | | | |
| Dibromofluoromethane | 97% | | %REC | 70-130 | | 1 | 398796 | 03/24/26 | 03/24/26 | HMN |
| 1,2-Dichloroethane-d4 | 106% | | %REC | 70-130 | | 1 | 398796 | 03/24/26 | 03/24/26 | HMN |
| Toluene-d8 | 97% | | %REC | 70-130 | | 1 | 398796 | 03/24/26 | 03/24/26 | HMN |
| Bromofluorobenzene | 102% | | %REC | 70-130 | | 1 | 398796 | 03/24/26 | 03/24/26 | HMN |



Results for any subcontracted analyses are not included in this section.

ENTHALPY ANALYTICAL

# Analysis Results for 555786

| 555786-001 Analyte | Result | Qual | Units | RL | MDL | DF | Batch | Prepared | Analyzed | Chemist |
|---|---|---|---|---|---|---|---|---|---|---|
| Method: EPA 8270C-SIM<br>Prep Method: EPA 3535 | | | | | | | | | | |
| 1,4-Dioxane | ND | | ug/L | 1.0 | 0.84 | 1 | 398764 | 03/23/26 | 03/24/26 | ZFA |
| **Surrogates** | | | | **Limits** | | | | | | |
| 1,4-Dioxane-d8 (SUR) | 103% | | %REC | 80-120 | | 1 | 398764 | 03/23/26 | 03/24/26 | ZFA |
| Method: SM 4500-S2-D<br>Prep Method: METHOD | | | | | | | | | | |
| Sulfide | ND | | mg/L | 0.10 | | 1 | 398619 | 03/20/26 | 03/20/26 | CDR |
| Method: SM 5310B<br>Prep Method: SM 5310B | | | | | | | | | | |
| Total Organic Carbon | **11** | | mg/L | 1.0 | 0.49 | 1 | 398671 | 03/22/26 | 03/22/26 | BDR |
| Method: SM2320B<br>Prep Method: METHOD | | | | | | | | | | |
| Alkalinity, Bicarbonate, as CaCO3 | **290** | | mg/L | 5.0 | | 2.5 | 398853 | 03/25/26 | 03/25/26 | WWC |
| Alkalinity, Total as CaCO3 | **290** | | mg/L | 5.0 | | 2.5 | 398853 | 03/25/26 | 03/25/26 | WWC |
| Method: SM2540C<br>Prep Method: METHOD | | | | | | | | | | |
| Total Dissolved Solids | **1,000** | | mg/L | 20 | | 2 | 398974 | 03/25/26 | 03/29/26 | CDR |



Results for any subcontracted analyses are not included in this section.

ENTHALPY ANALYTICAL

# Analysis Results for 555786

| Sample ID: DW-31 | Lab ID: 555786-002 | Collected: 03/19/26 10:53 |
|---|---|---|
| | Matrix: Water | |

| 555786-002 Analyte | Result | Qual | Units | RL | MDL | DF | Batch | Prepared | Analyzed | Chemist |
|---|---|---|---|---|---|---|---|---|---|---|
| Method: EPA 300.0<br>Prep Method: METHOD | | | | | | | | | | |
| Fluoride | **0.17** | J | mg/L | 0.20 | 0.059 | 1 | 398567 | 03/20/26 11:59 | 03/20/26 16:23 | KUM |
| Chloride | **74** | | mg/L | 1.0 | 0.26 | 1 | 398567 | 03/20/26 11:59 | 03/20/26 16:23 | KUM |
| Bromide | **0.27** | J | mg/L | 0.30 | 0.061 | 1 | 398567 | 03/20/26 11:59 | 03/20/26 16:23 | KUM |
| Nitrogen, Nitrate | **2.2** | | mg/L | 0.10 | 0.05 | 1 | 398567 | 03/20/26 11:59 | 03/20/26 16:23 | KUM |
| Sulfate | **280** | | mg/L | 10 | 1.8 | 10 | 398567 | 03/20/26 11:59 | 03/20/26 16:45 | KUM |
| Method: EPA 350.1<br>Prep Method: METHOD | | | | | | | | | | |
| Ammonia-N | ND | | mg/L | 0.10 | 0.068 | 1 | 398791 | 03/24/26 | 03/24/26 | JAK |
| Method: EPA 410.4<br>Prep Method: EPA 410.4 | | | | | | | | | | |
| Chemical Oxygen Demand | **21** | | mg/L | 4.0 | 2.0 | 1 | 398818 | 03/24/26 | 03/25/26 | ARM |
| Method: EPA 6010B<br>Prep Method: EPA 3015A | | | | | | | | | | |
| Boron | **0.51** | | mg/L | 0.050 | 0.0023 | 1 | 398598 | 03/20/26 | 03/21/26 | SBW |
| Calcium | **180** | | mg/L | 0.10 | 0.022 | 1 | 398598 | 03/20/26 | 03/21/26 | SBW |
| Iron | ND | | mg/L | 0.050 | 0.027 | 1 | 398598 | 03/20/26 | 03/21/26 | SBW |
| Magnesium | **33** | | mg/L | 0.10 | 0.010 | 1 | 398598 | 03/20/26 | 03/21/26 | SBW |
| Manganese | **0.066** | | mg/L | 0.010 | 0.00075 | 1 | 398598 | 03/20/26 | 03/23/26 | SBW |
| Potassium | **1.5** | | mg/L | 0.50 | 0.15 | 1 | 398598 | 03/20/26 | 03/21/26 | SBW |
| Sodium | **120** | | mg/L | 0.50 | 0.017 | 1 | 398598 | 03/20/26 | 03/21/26 | SBW |
| Method: EPA 8260B<br>Prep Method: EPA 5030B | | | | | | | | | | |
| Freon 12 | ND | | ug/L | 1.0 | 0.1 | 1 | 399212 | 03/28/26 | 03/28/26 | HMN |
| Chloromethane | ND | | ug/L | 1.0 | 0.2 | 1 | 399212 | 03/28/26 | 03/28/26 | HMN |
| Vinyl Chloride | ND | | ug/L | 0.5 | 0.1 | 1 | 399212 | 03/28/26 | 03/28/26 | HMN |
| 1,1-Dichloroethene | ND | | ug/L | 0.5 | 0.08 | 1 | 399212 | 03/28/26 | 03/28/26 | HMN |
| Methylene Chloride | ND | | ug/L | 10 | 0.2 | 1 | 399212 | 03/28/26 | 03/28/26 | HMN |
| 1,1-Dichloroethane | ND | | ug/L | 0.5 | 0.1 | 1 | 399212 | 03/28/26 | 03/28/26 | HMN |
| cis-1,2-Dichloroethene | ND | | ug/L | 0.5 | 0.09 | 1 | 399212 | 03/28/26 | 03/28/26 | HMN |
| 1,2-Dichloroethane | ND | | ug/L | 0.5 | 0.1 | 1 | 399212 | 03/28/26 | 03/28/26 | HMN |
| Benzene | ND | | ug/L | 0.5 | 0.1 | 1 | 399212 | 03/28/26 | 03/28/26 | HMN |
| Trichloroethene | ND | | ug/L | 0.5 | 0.1 | 1 | 399212 | 03/28/26 | 03/28/26 | HMN |
| Tetrachloroethene | ND | | ug/L | 0.5 | 0.1 | 1 | 399212 | 03/28/26 | 03/28/26 | HMN |
| 1,4-Dichlorobenzene | ND | | ug/L | 0.5 | 0.2 | 1 | 399212 | 03/28/26 | 03/28/26 | HMN |
| **Surrogates** | | | | **Limits** | | | | | | |
| Dibromofluoromethane | 101% | | %REC | 70-130 | | 1 | 399212 | 03/28/26 | 03/28/26 | HMN |
| 1,2-Dichloroethane-d4 | 114% | | %REC | 70-130 | | 1 | 399212 | 03/28/26 | 03/28/26 | HMN |
| Toluene-d8 | 94% | | %REC | 70-130 | | 1 | 399212 | 03/28/26 | 03/28/26 | HMN |
| Bromofluorobenzene | 99% | | %REC | 70-130 | | 1 | 399212 | 03/28/26 | 03/28/26 | HMN |
| Method: EPA 8270C-SIM<br>Prep Method: EPA 3535 | | | | | | | | | | |
| 1,4-Dioxane | **2.1** | | ug/L | 1.0 | 0.84 | 1 | 398764 | 03/23/26 | 03/24/26 | ZFA |
| **Surrogates** | | | | **Limits** | | | | | | |
| 1,4-Dioxane-d8 (SUR) | 100% | | %REC | 80-120 | | 1 | 398764 | 03/23/26 | 03/24/26 | ZFA |



Results for any subcontracted analyses are not included in this section.

# Analysis Results for 555786

| 555786-002 Analyte | Result | Qual | Units | RL | MDL | DF | Batch | Prepared | Analyzed | Chemist |
|---|---|---|---|---|---|---|---|---|---|---|
| Method: SM 4500-S2-D<br>Prep Method: METHOD | | | | | | | | | | |
| Sulfide | ND | | mg/L | 0.10 | | 1 | 398619 | 03/20/26 | 03/20/26 | CDR |
| Method: SM 5310B<br>Prep Method: SM 5310B | | | | | | | | | | |
| Total Organic Carbon | **9.8** | | mg/L | 1.0 | 0.49 | 1 | 398671 | 03/22/26 | 03/22/26 | BDR |
| Method: SM2320B<br>Prep Method: METHOD | | | | | | | | | | |
| Alkalinity, Bicarbonate, as CaCO3 | **480** | | mg/L | 5.0 | | 2.5 | 398853 | 03/25/26 | 03/25/26 | WWC |
| Alkalinity, Total as CaCO3 | **480** | | mg/L | 5.0 | | 2.5 | 398853 | 03/25/26 | 03/25/26 | WWC |
| Method: SM2540C<br>Prep Method: METHOD | | | | | | | | | | |
| Total Dissolved Solids | **980** | | mg/L | 20 | | 2 | 398974 | 03/25/26 | 03/29/26 | CDR |



Results for any subcontracted analyses are not included in this section.

ENTHALPY ANALYTICAL

# Analysis Results for 555786

| Sample ID: FP-01 | Lab ID: 555786-003 | Collected: 03/19/26 09:53 |
|---|---|---|
| | Matrix: Water | |

| 555786-003 Analyte | Result | Qual | Units | RL | MDL | DF | Batch | Prepared | Analyzed | Chemist |
|---|---|---|---|---|---|---|---|---|---|---|
| Method: EPA 300.0<br>Prep Method: METHOD | | | | | | | | | | |
| Fluoride | **0.26** | | mg/L | 0.20 | 0.059 | 1 | 398567 | 03/20/26 11:59 | 03/20/26 17:07 | KUM |
| Chloride | **89** | | mg/L | 1.0 | 0.26 | 1 | 398567 | 03/20/26 11:59 | 03/20/26 17:07 | KUM |
| Bromide | **0.40** | | mg/L | 0.30 | 0.061 | 1 | 398567 | 03/20/26 11:59 | 03/20/26 17:07 | KUM |
| Nitrogen, Nitrate | ND | | mg/L | 0.10 | 0.05 | 1 | 398567 | 03/20/26 11:59 | 03/20/26 17:07 | KUM |
| Sulfate | **380** | | mg/L | 10 | 1.8 | 10 | 398567 | 03/20/26 11:59 | 03/20/26 17:29 | KUM |
| Method: EPA 350.1<br>Prep Method: METHOD | | | | | | | | | | |
| Ammonia-N | ND | | mg/L | 0.10 | 0.068 | 1 | 398791 | 03/24/26 | 03/24/26 | JAK |
| Method: EPA 410.4<br>Prep Method: EPA 410.4 | | | | | | | | | | |
| Chemical Oxygen Demand | **25** | | mg/L | 4.0 | 2.0 | 1 | 398818 | 03/24/26 | 03/25/26 | ARM |
| Method: EPA 6010B<br>Prep Method: EPA 3015A | | | | | | | | | | |
| Boron | **0.48** | | mg/L | 0.050 | 0.0023 | 1 | 398598 | 03/20/26 | 03/21/26 | SBW |
| Calcium | **160** | | mg/L | 0.10 | 0.022 | 1 | 398598 | 03/20/26 | 03/21/26 | SBW |
| Iron | ND | | mg/L | 0.050 | 0.027 | 1 | 398598 | 03/20/26 | 03/21/26 | SBW |
| Magnesium | **31** | | mg/L | 0.10 | 0.010 | 1 | 398598 | 03/20/26 | 03/21/26 | SBW |
| Manganese | **0.47** | | mg/L | 0.010 | 0.00075 | 1 | 398598 | 03/20/26 | 03/23/26 | SBW |
| Potassium | **1.6** | | mg/L | 0.50 | 0.15 | 1 | 398598 | 03/20/26 | 03/21/26 | SBW |
| Sodium | **130** | | mg/L | 0.50 | 0.017 | 1 | 398598 | 03/20/26 | 03/21/26 | SBW |
| Method: EPA 8260B<br>Prep Method: EPA 5030B | | | | | | | | | | |
| Freon 12 | ND | | ug/L | 1.0 | 0.1 | 1 | 398796 | 03/24/26 | 03/24/26 | HMN |
| Chloromethane | ND | | ug/L | 1.0 | 0.2 | 1 | 398796 | 03/24/26 | 03/24/26 | HMN |
| Vinyl Chloride | ND | | ug/L | 0.5 | 0.1 | 1 | 398796 | 03/24/26 | 03/24/26 | HMN |
| 1,1-Dichloroethene | ND | | ug/L | 0.5 | 0.08 | 1 | 398796 | 03/24/26 | 03/24/26 | HMN |
| Methylene Chloride | ND | | ug/L | 10 | 0.2 | 1 | 398796 | 03/24/26 | 03/24/26 | HMN |
| 1,1-Dichloroethane | ND | | ug/L | 0.5 | 0.1 | 1 | 398796 | 03/24/26 | 03/24/26 | HMN |
| cis-1,2-Dichloroethene | ND | | ug/L | 0.5 | 0.09 | 1 | 398796 | 03/24/26 | 03/24/26 | HMN |
| 1,2-Dichloroethane | ND | | ug/L | 0.5 | 0.1 | 1 | 398796 | 03/24/26 | 03/24/26 | HMN |
| Benzene | ND | | ug/L | 0.5 | 0.1 | 1 | 398796 | 03/24/26 | 03/24/26 | HMN |
| Trichloroethene | ND | | ug/L | 0.5 | 0.1 | 1 | 398796 | 03/24/26 | 03/24/26 | HMN |
| Tetrachloroethene | ND | | ug/L | 0.5 | 0.1 | 1 | 398796 | 03/24/26 | 03/24/26 | HMN |
| 1,4-Dichlorobenzene | ND | | ug/L | 0.5 | 0.2 | 1 | 398796 | 03/24/26 | 03/24/26 | HMN |
| **Surrogates** | | | | **Limits** | | | | | | |
| Dibromofluoromethane | 98% | | %REC | 70-130 | | 1 | 398796 | 03/24/26 | 03/24/26 | HMN |
| 1,2-Dichloroethane-d4 | 108% | | %REC | 70-130 | | 1 | 398796 | 03/24/26 | 03/24/26 | HMN |
| Toluene-d8 | 97% | | %REC | 70-130 | | 1 | 398796 | 03/24/26 | 03/24/26 | HMN |
| Bromofluorobenzene | 103% | | %REC | 70-130 | | 1 | 398796 | 03/24/26 | 03/24/26 | HMN |
| Method: EPA 8270C-SIM<br>Prep Method: EPA 3535 | | | | | | | | | | |
| 1,4-Dioxane | **4.7** | | ug/L | 1.0 | 0.84 | 1 | 398764 | 03/23/26 | 03/24/26 | ZFA |
| **Surrogates** | | | | **Limits** | | | | | | |
| 1,4-Dioxane-d8 (SUR) | 108% | | %REC | 80-120 | | 1 | 398764 | 03/23/26 | 03/24/26 | ZFA |



Results for any subcontracted analyses are not included in this section.

ENTHALPY ANALYTICAL

# Analysis Results for 555786

| 555786-003 Analyte | Result | Qual | Units | RL | MDL | DF | Batch | Prepared | Analyzed | Chemist |
|---|---|---|---|---|---|---|---|---|---|---|
| Method: SM 4500-S2-D<br>Prep Method: METHOD | | | | | | | | | | |
| Sulfide | ND | | mg/L | 0.10 | | 1 | 398619 | 03/20/26 | 03/20/26 | CDR |
| Method: SM 5310B<br>Prep Method: SM 5310B | | | | | | | | | | |
| Total Organic Carbon | **9.7** | | mg/L | 1.0 | 0.49 | 1 | 398671 | 03/22/26 | 03/22/26 | BDR |
| Method: SM2320B<br>Prep Method: METHOD | | | | | | | | | | |
| Alkalinity, Bicarbonate, as CaCO3 | **380** | | mg/L | 5.0 | | 2.5 | 398853 | 03/25/26 | 03/25/26 | WWC |
| Alkalinity, Total as CaCO3 | **380** | | mg/L | 5.0 | | 2.5 | 398853 | 03/25/26 | 03/25/26 | WWC |
| Method: SM2540C<br>Prep Method: METHOD | | | | | | | | | | |
| Total Dissolved Solids | **990** | | mg/L | 20 | | 2 | 398974 | 03/25/26 | 03/29/26 | CDR |

**Sample ID: QCFB** **Lab ID: 555786-004** **Collected: 03/19/26 10:56**
**Matrix: Water**

| 555786-004 Analyte | Result | Qual | Units | RL | MDL | DF | Batch | Prepared | Analyzed | Chemist |
|---|---|---|---|---|---|---|---|---|---|---|
| Method: EPA 8260B<br>Prep Method: EPA 5030B | | | | | | | | | | |
| Freon 12 | ND | | ug/L | 1.0 | 0.1 | 1 | 398796 | 03/24/26 | 03/24/26 | HMN |
| Chloromethane | ND | | ug/L | 1.0 | 0.2 | 1 | 398796 | 03/24/26 | 03/24/26 | HMN |
| Vinyl Chloride | ND | | ug/L | 0.5 | 0.1 | 1 | 398796 | 03/24/26 | 03/24/26 | HMN |
| 1,1-Dichloroethene | ND | | ug/L | 0.5 | 0.08 | 1 | 398796 | 03/24/26 | 03/24/26 | HMN |
| Methylene Chloride | **0.6** | J | ug/L | 10 | 0.2 | 1 | 398796 | 03/24/26 | 03/24/26 | HMN |
| 1,1-Dichloroethane | ND | | ug/L | 0.5 | 0.1 | 1 | 398796 | 03/24/26 | 03/24/26 | HMN |
| cis-1,2-Dichloroethene | ND | | ug/L | 0.5 | 0.09 | 1 | 398796 | 03/24/26 | 03/24/26 | HMN |
| 1,2-Dichloroethane | ND | | ug/L | 0.5 | 0.1 | 1 | 398796 | 03/24/26 | 03/24/26 | HMN |
| Benzene | ND | | ug/L | 0.5 | 0.1 | 1 | 398796 | 03/24/26 | 03/24/26 | HMN |
| Trichloroethene | ND | | ug/L | 0.5 | 0.1 | 1 | 398796 | 03/24/26 | 03/24/26 | HMN |
| Tetrachloroethene | ND | | ug/L | 0.5 | 0.1 | 1 | 398796 | 03/24/26 | 03/24/26 | HMN |
| 1,4-Dichlorobenzene | ND | | ug/L | 0.5 | 0.2 | 1 | 398796 | 03/24/26 | 03/24/26 | HMN |
| **Surrogates** | | | | **Limits** | | | | | | |
| Dibromofluoromethane | 96% | | %REC | 70-130 | | 1 | 398796 | 03/24/26 | 03/24/26 | HMN |
| 1,2-Dichloroethane-d4 | 100% | | %REC | 70-130 | | 1 | 398796 | 03/24/26 | 03/24/26 | HMN |
| Toluene-d8 | 99% | | %REC | 70-130 | | 1 | 398796 | 03/24/26 | 03/24/26 | HMN |
| Bromofluorobenzene | 103% | | %REC | 70-130 | | 1 | 398796 | 03/24/26 | 03/24/26 | HMN |



Results for any subcontracted analyses are not included in this section.

ENTHALPY ANALYTICAL

# Analysis Results for 555786

| Sample ID: QCTB | Lab ID: 555786-005 | Collected: 03/19/26 |
|---|---|---|
| | Matrix: Water | |

| 555786-005 Analyte | Result | Qual | Units | RL | MDL | DF | Batch | Prepared | Analyzed | Chemist |
|---|---|---|---|---|---|---|---|---|---|---|
| Method: EPA 8260B<br>Prep Method: EPA 5030B | | | | | | | | | | |
| Freon 12 | ND | | ug/L | 1.0 | 0.1 | 1 | 398796 | 03/24/26 | 03/24/26 | ZST |
| Chloromethane | ND | | ug/L | 1.0 | 0.2 | 1 | 398796 | 03/24/26 | 03/24/26 | ZST |
| Vinyl Chloride | ND | | ug/L | 0.5 | 0.1 | 1 | 398796 | 03/24/26 | 03/24/26 | ZST |
| 1,1-Dichloroethene | ND | | ug/L | 0.5 | 0.08 | 1 | 398796 | 03/24/26 | 03/24/26 | ZST |
| Methylene Chloride | **0.5** | J | ug/L | 10 | 0.2 | 1 | 398796 | 03/24/26 | 03/24/26 | ZST |
| 1,1-Dichloroethane | ND | | ug/L | 0.5 | 0.1 | 1 | 398796 | 03/24/26 | 03/24/26 | ZST |
| cis-1,2-Dichloroethene | ND | | ug/L | 0.5 | 0.09 | 1 | 398796 | 03/24/26 | 03/24/26 | ZST |
| 1,2-Dichloroethane | ND | | ug/L | 0.5 | 0.1 | 1 | 398796 | 03/24/26 | 03/24/26 | ZST |
| Benzene | ND | | ug/L | 0.5 | 0.1 | 1 | 398796 | 03/24/26 | 03/24/26 | ZST |
| Trichloroethene | ND | | ug/L | 0.5 | 0.1 | 1 | 398796 | 03/24/26 | 03/24/26 | ZST |
| Tetrachloroethene | ND | | ug/L | 0.5 | 0.1 | 1 | 398796 | 03/24/26 | 03/24/26 | ZST |
| 1,4-Dichlorobenzene | ND | | ug/L | 0.5 | 0.2 | 1 | 398796 | 03/24/26 | 03/24/26 | ZST |
| **Surrogates** | | | | **Limits** | | | | | | |
| Dibromofluoromethane | 97% | | %REC | 70-130 | | 1 | 398796 | 03/24/26 | 03/24/26 | ZST |
| 1,2-Dichloroethane-d4 | 106% | | %REC | 70-130 | | 1 | 398796 | 03/24/26 | 03/24/26 | ZST |
| Toluene-d8 | 98% | | %REC | 70-130 | | 1 | 398796 | 03/24/26 | 03/24/26 | ZST |
| Bromofluorobenzene | 103% | | %REC | 70-130 | | 1 | 398796 | 03/24/26 | 03/24/26 | ZST |

J Estimated value
ND Not Detected



Results for any subcontracted analyses are not included in this section.

ENTHALPY ANALYTICAL

# Batch QC

| | | |
|---|---|---|
| **Type:** Blank | **Lab ID:** QC1351839 | **Batch:** 398567 |
| **Matrix:** Water | **Method:** EPA 300.0 | **Prep Method:** METHOD |

| QC1351839 Analyte | Result | Qual | Units | RL | MDL | Prepared | Analyzed |
|---|---|---|---|---|---|---|---|
| Fluoride | ND | | mg/L | 0.20 | 0.059 | 03/20/26 11:59 | 03/20/26 12:01 |
| Chloride | ND | | mg/L | 1.0 | 0.26 | 03/20/26 11:59 | 03/20/26 12:01 |
| Bromide | ND | | mg/L | 0.30 | 0.061 | 03/20/26 11:59 | 03/20/26 12:01 |
| Nitrogen, Nitrate | ND | | mg/L | 0.10 | 0.05 | 03/20/26 11:59 | 03/20/26 12:01 |
| Sulfate | ND | | mg/L | 1.0 | 0.18 | 03/20/26 11:59 | 03/20/26 12:01 |

| | | |
|---|---|---|
| **Type:** Lab Control Sample | **Lab ID:** QC1351840 | **Batch:** 398567 |
| **Matrix:** Water | **Method:** EPA 300.0 | **Prep Method:** METHOD |

| QC1351840 Analyte | Result | Spiked | Units | Recovery | Qual | Limits |
|---|---|---|---|---|---|---|
| Fluoride | 9.604 | 10.00 | mg/L | 96% | | 90-110 |
| Chloride | 46.35 | 50.00 | mg/L | 93% | | 90-110 |
| Bromide | 14.53 | 15.00 | mg/L | 97% | | 90-110 |
| Nitrogen, Nitrate | 4.434 | 4.518 | mg/L | 98% | | 90-110 |
| Sulfate | 24.40 | 25.00 | mg/L | 98% | | 90-110 |

| | | |
|---|---|---|
| **Type:** Matrix Spike | **Lab ID:** QC1351841 | **Batch:** 398567 |
| **Matrix (Source ID):** Water (555884-001) | **Method:** EPA 300.0 | **Prep Method:** METHOD |

| QC1351841 Analyte | Result | Source Sample Result | Spiked | Units | Recovery | Qual | Limits | DF |
|---|---|---|---|---|---|---|---|---|
| Fluoride | 23.85 | 0.6473 | 20.00 | mg/L | 116% | | 80-129 | 1 |
| Chloride | 561.8 | 587.9 | 100.0 | mg/L | -26% | E,NM | 80-123 | 1 |
| Bromide | 19.21 | 1.995 | 15.00 | mg/L | 115% | | 80-121 | 1 |
| Nitrogen, Nitrate | 10.67 | 0.1494 | 9.036 | mg/L | 116% | | 80-123 | 1 |
| Sulfate | 467.2 | 508.7 | 50.00 | mg/L | -83% | E,NM | 79-124 | 1 |

| | | |
|---|---|---|
| **Type:** Matrix Spike Duplicate | **Lab ID:** QC1351842 | **Batch:** 398567 |
| **Matrix (Source ID):** Water (555884-001) | **Method:** EPA 300.0 | **Prep Method:** METHOD |

| QC1351842 Analyte | Result | Source Sample Result | Spiked | Units | Recovery | Qual | Limits | RPD | RPD Lim | DF |
|---|---|---|---|---|---|---|---|---|---|---|
| Fluoride | 28.81 | 0.6473 | 20.00 | mg/L | 141% | * | 80-129 | 19 | 21 | 1 |
| Chloride | 571.8 | 587.9 | 100.0 | mg/L | -16% | E,NM | 80-123 | | 20 | 1 |
| Bromide | 22.57 | 1.995 | 15.00 | mg/L | 137% | * | 80-121 | 16 | 20 | 1 |
| Nitrogen, Nitrate | 12.77 | 0.1494 | 9.036 | mg/L | 140% | * | 80-123 | 18 | 20 | 1 |
| Sulfate | 471.5 | 508.7 | 50.00 | mg/L | -74% | E,NM | 79-124 | | 20 | 1 |

ENTHALPY ANALYTICAL

# Batch QC

| | | | | | |
|---|---|---|---|---|---|
| **Type:** | **Matrix Spike** | **Lab ID:** | **QC1351884** | **Batch:** | **398567** |
| **Matrix (Source ID):** | **Water (555902-001)** | **Method:** | **EPA 300.0** | **Prep Method:** | **METHOD** |

| QC1351884 Analyte | Result | Source Sample Result | Spiked | Units | Recovery | Qual | Limits | DF |
|---|---|---|---|---|---|---|---|---|
| Fluoride | 25.28 | ND | 20.00 | mg/L | 126% | | 80-129 | 1 |
| Chloride | 185.4 | 66.10 | 100.0 | mg/L | 119% | | 80-123 | 1 |
| Bromide | 18.55 | 0.09091 | 15.00 | mg/L | 123% | * | 80-121 | 1 |
| Nitrogen, Nitrate | 11.70 | 0.4231 | 9.036 | mg/L | 125% | * | 80-123 | 1 |
| Sulfate | 64.25 | 1.279 | 50.00 | mg/L | 126% | * | 79-124 | 1 |

| | | | | | |
|---|---|---|---|---|---|
| **Type:** | **Matrix Spike Duplicate** | **Lab ID:** | **QC1351885** | **Batch:** | **398567** |
| **Matrix (Source ID):** | **Water (555902-001)** | **Method:** | **EPA 300.0** | **Prep Method:** | **METHOD** |

| QC1351885 Analyte | Result | Source Sample Result | Spiked | Units | Recovery | Qual | Limits | RPD | RPD Lim | DF |
|---|---|---|---|---|---|---|---|---|---|---|
| Fluoride | 25.96 | ND | 20.00 | mg/L | 130% | * | 80-129 | 3 | 21 | 1 |
| Chloride | 188.4 | 66.10 | 100.0 | mg/L | 122% | | 80-123 | 2 | 20 | 1 |
| Bromide | 19.03 | 0.09091 | 15.00 | mg/L | 126% | * | 80-121 | 3 | 20 | 1 |
| Nitrogen, Nitrate | 12.00 | 0.4231 | 9.036 | mg/L | 128% | * | 80-123 | 3 | 20 | 1 |
| Sulfate | 65.95 | 1.279 | 50.00 | mg/L | 129% | * | 79-124 | 3 | 20 | 1 |

| | | | | | |
|---|---|---|---|---|---|
| **Type:** | **Blank** | **Lab ID:** | **QC1352617** | **Batch:** | **398791** |
| **Matrix:** | **Water** | **Method:** | **EPA 350.1** | **Prep Method:** | **METHOD** |

| QC1352617 Analyte | Result | Qual | Units | RL | MDL | Prepared | Analyzed |
|---|---|---|---|---|---|---|---|
| Ammonia-N | ND | | mg/L | 0.10 | 0.068 | 03/24/26 | 03/24/26 |

| | | | | | |
|---|---|---|---|---|---|
| **Type:** | **Lab Control Sample** | **Lab ID:** | **QC1352618** | **Batch:** | **398791** |
| **Matrix:** | **Water** | **Method:** | **EPA 350.1** | **Prep Method:** | **METHOD** |

| QC1352618 Analyte | Result | Spiked | Units | Recovery | Qual | Limits |
|---|---|---|---|---|---|---|
| Ammonia-N | 0.9145 | 1.000 | mg/L | 91% | | 90-110 |

| | | | | | |
|---|---|---|---|---|---|
| **Type:** | **Matrix Spike** | **Lab ID:** | **QC1352619** | **Batch:** | **398791** |
| **Matrix (Source ID):** | **Drinking Water (555969-001)** | **Method:** | **EPA 350.1** | **Prep Method:** | **SM 4500-NH3-G SD** |

| QC1352619 Analyte | Result | Source Sample Result | Spiked | Units | Recovery | Qual | Limits | DF |
|---|---|---|---|---|---|---|---|---|
| Ammonia-N | 1.282 | 0.3753 | 1.000 | mg/L | 91% | | 90-110 | 1 |

ENTHALPY ANALYTICAL

# Batch QC

**Type:** Matrix Spike Duplicate **Lab ID:** QC1352620 **Batch:** 398791
**Matrix (Source ID):** Drinking Water (555969-001) **Method:** EPA 350.1 **Prep Method:** SM 4500-NH3-G SD

| QC1352620 Analyte | Result | Source Sample Result | Spiked | Units | Recovery | Qual | Limits | RPD | RPD Lim | DF |
|---|---|---|---|---|---|---|---|---|---|---|
| Ammonia-N | 1.282 | 0.3753 | 1.000 | mg/L | 91% | | 90-110 | 0 | 20 | 1 |

**Type:** Blank **Lab ID:** QC1352724 **Batch:** 398818
**Matrix:** Water **Method:** EPA 410.4 **Prep Method:** EPA 410.4

| QC1352724 Analyte | Result | Qual | Units | RL | MDL | Prepared | Analyzed |
|---|---|---|---|---|---|---|---|
| Chemical Oxygen Demand | ND | | mg/L | 4.0 | 2.0 | 03/24/26 | 03/25/26 |

**Type:** Lab Control Sample **Lab ID:** QC1352725 **Batch:** 398818
**Matrix:** Water **Method:** EPA 410.4 **Prep Method:** EPA 410.4

| QC1352725 Analyte | Result | Spiked | Units | Recovery | Qual | Limits |
|---|---|---|---|---|---|---|
| Chemical Oxygen Demand | 100.0 | 100.0 | mg/L | 100% | | 90-110 |

**Type:** Matrix Spike **Lab ID:** QC1352726 **Batch:** 398818
**Matrix (Source ID):** Water (555786-001) **Method:** EPA 410.4 **Prep Method:** EPA 410.4

| QC1352726 Analyte | Result | Source Sample Result | Spiked | Units | Recovery | Qual | Limits | DF |
|---|---|---|---|---|---|---|---|---|
| Chemical Oxygen Demand | 104.0 | 18.00 | 100.0 | mg/L | 86% | | 75-125 | 2 |

**Type:** Matrix Spike Duplicate **Lab ID:** QC1352727 **Batch:** 398818
**Matrix (Source ID):** Water (555786-001) **Method:** EPA 410.4 **Prep Method:** EPA 410.4

| QC1352727 Analyte | Result | Source Sample Result | Spiked | Units | Recovery | Qual | Limits | RPD | RPD Lim | DF |
|---|---|---|---|---|---|---|---|---|---|---|
| Chemical Oxygen Demand | 116.0 | 18.00 | 100.0 | mg/L | 98% | | 75-125 | 11 | 20 | 2 |

**Type:** Blank **Lab ID:** QC1351929 **Batch:** 398598
**Matrix:** Water **Method:** EPA 6010B **Prep Method:** EPA 3015A

| QC1351929 Analyte | Result | Qual | Units | RL | MDL | Prepared | Analyzed |
|---|---|---|---|---|---|---|---|
| Boron | ND | | mg/L | 0.050 | 0.0023 | 03/20/26 | 03/21/26 |
| Calcium | ND | | mg/L | 0.10 | 0.022 | 03/20/26 | 03/21/26 |
| Iron | ND | | mg/L | 0.027 | 0.027 | 03/20/26 | 03/21/26 |
| Magnesium | ND | | mg/L | 0.10 | 0.010 | 03/20/26 | 03/21/26 |
| Manganese | ND | | mg/L | 0.010 | 0.00075 | 03/20/26 | 03/23/26 |
| Potassium | ND | | mg/L | 0.50 | 0.15 | 03/20/26 | 03/21/26 |
| Sodium | ND | | mg/L | 0.50 | 0.017 | 03/20/26 | 03/21/26 |

ENTHALPY ANALYTICAL

# Batch QC

| Type: | Lab Control Sample | Lab ID: | QC1351930 | Batch: | 398598 |
|---|---|---|---|---|---|
| Matrix: | Water | Method: | EPA 6010B | Prep Method: | EPA 3015A |

| QC1351930 Analyte | Result | Spiked | Units | Recovery | Qual | Limits |
|---|---|---|---|---|---|---|
| Boron | 0.3448 | 0.4000 | mg/L | 86% | | 80-120 |
| Calcium | 18.46 | 20.40 | mg/L | 90% | | 80-120 |
| Iron | 0.3516 | 0.4000 | mg/L | 88% | | 80-120 |
| Magnesium | 18.14 | 20.40 | mg/L | 89% | | 80-120 |
| Manganese | 0.3787 | 0.4000 | mg/L | 95% | | 80-120 |
| Potassium | 21.27 | 24.00 | mg/L | 89% | | 80-120 |
| Sodium | 17.82 | 20.40 | mg/L | 87% | | 80-120 |

| Type: | Matrix Spike | Lab ID: | QC1351942 | Batch: | 398598 |
|---|---|---|---|---|---|
| Matrix (Source ID): | Filtrate (555878-011) | Method: | EPA 6010B | Prep Method: | EPA 3015A |

| QC1351942 Analyte | Result | Source Sample Result | Spiked | Units | Recovery | Qual | Limits | DF |
|---|---|---|---|---|---|---|---|---|
| Boron | 0.4685 | 0.08588 | 0.4000 | mg/L | 96% | | 75-125 | 1 |
| Calcium | 64.25 | 44.08 | 20.40 | mg/L | 99% | | 75-125 | 1 |
| Iron | 3.960 | 3.561 | 0.4000 | mg/L | 100% | NM | 75-125 | 1 |
| Magnesium | 20.68 | 1.310 | 20.40 | mg/L | 95% | | 75-125 | 1 |
| Manganese | 0.4596 | 0.07236 | 0.4000 | mg/L | 97% | | 75-125 | 1 |
| Potassium | 30.51 | 7.518 | 24.00 | mg/L | 96% | | 75-125 | 1 |
| Sodium | 115.3 | 95.74 | 20.40 | mg/L | 96% | NM | 75-125 | 1 |

| Type: | Matrix Spike Duplicate | Lab ID: | QC1351943 | Batch: | 398598 |
|---|---|---|---|---|---|
| Matrix (Source ID): | Filtrate (555878-011) | Method: | EPA 6010B | Prep Method: | EPA 3015A |

| QC1351943 Analyte | Result | Source Sample Result | Spiked | Units | Recovery | Qual | Limits | RPD | RPD Lim | DF |
|---|---|---|---|---|---|---|---|---|---|---|
| Boron | 0.4718 | 0.08588 | 0.4000 | mg/L | 96% | | 75-125 | 1 | 20 | 1 |
| Calcium | 62.96 | 44.08 | 20.40 | mg/L | 93% | | 75-125 | 2 | 20 | 1 |
| Iron | 4.041 | 3.561 | 0.4000 | mg/L | 120% | NM | 75-125 | 2 | 22 | 1 |
| Magnesium | 20.50 | 1.310 | 20.40 | mg/L | 94% | | 75-125 | 1 | 20 | 1 |
| Manganese | 0.4645 | 0.07236 | 0.4000 | mg/L | 98% | | 75-125 | 1 | 20 | 1 |
| Potassium | 30.23 | 7.518 | 24.00 | mg/L | 95% | | 75-125 | 1 | 20 | 1 |
| Sodium | 112.8 | 95.74 | 20.40 | mg/L | 84% | NM | 75-125 | 2 | 20 | 1 |

ENTHALPY ANALYTICAL

# Batch QC

| | | | | | |
|---|---|---|---|---|---|
| **Type:** | **Serial Dilution** | **Lab ID:** | **QC1352051** | **Batch:** | **398598** |
| **Matrix (Source ID):** | **Filtrate (555878-011)** | **Method:** | **EPA 6010B** | **Prep Method:** | **EPA 3015A** |

| QC1352051 Analyte | Result | Source Sample Result | Units | Qual | RPD | RPD Lim | DF |
|---|---|---|---|---|---|---|---|
| Boron | 0.08039 | 0.08588 | mg/L | J | | | 5 |
| Calcium | 45.08 | 44.08 | mg/L | | | | 5 |
| Iron | 3.641 | 3.561 | mg/L | | | | 5 |
| Magnesium | 1.352 | 1.310 | mg/L | | | | 5 |
| Manganese | 0.07346 | 0.07236 | mg/L | | | | 5 |
| Potassium | 7.580 | 7.518 | mg/L | | | | 5 |
| Sodium | 98.82 | 95.74 | mg/L | | | | 5 |

| | | | | | |
|---|---|---|---|---|---|
| **Type:** | **Lab Control Sample** | **Lab ID:** | **QC1352633** | **Batch:** | **398796** |
| **Matrix:** | **Water** | **Method:** | **EPA 8260B** | **Prep Method:** | **EPA 5030B** |

| QC1352633 Analyte | Result | Spiked | Units | Recovery | Qual | Limits |
|---|---|---|---|---|---|---|
| 1,1-Dichloroethene | 48.75 | 50.00 | ug/L | 98% | | 69-128 |
| MTBE | 54.20 | 50.00 | ug/L | 108% | | 66-125 |
| Benzene | 54.04 | 50.00 | ug/L | 108% | | 76-121 |
| Trichloroethene | 50.67 | 50.00 | ug/L | 101% | | 76-124 |
| Toluene | 48.71 | 50.00 | ug/L | 97% | | 76-120 |
| Chlorobenzene | 49.32 | 50.00 | ug/L | 99% | | 78-120 |
| **Surrogates** | | | | | | |
| Dibromofluoromethane | 48.94 | 50.00 | ug/L | 98% | | 70-130 |
| 1,2-Dichloroethane-d4 | 50.88 | 50.00 | ug/L | 102% | | 70-130 |
| Toluene-d8 | 49.24 | 50.00 | ug/L | 98% | | 70-130 |
| Bromofluorobenzene | 50.29 | 50.00 | ug/L | 101% | | 70-130 |

| | | | | | |
|---|---|---|---|---|---|
| **Type:** | **Lab Control Sample Duplicate** | **Lab ID:** | **QC1352634** | **Batch:** | **398796** |
| **Matrix:** | **Water** | **Method:** | **EPA 8260B** | **Prep Method:** | **EPA 5030B** |

| QC1352634 Analyte | Result | Spiked | Units | Recovery | Qual | Limits | RPD | RPD Lim |
|---|---|---|---|---|---|---|---|---|
| 1,1-Dichloroethene | 49.20 | 50.00 | ug/L | 98% | | 69-128 | 1 | 23 |
| MTBE | 56.27 | 50.00 | ug/L | 113% | | 66-125 | 4 | 22 |
| Benzene | 55.03 | 50.00 | ug/L | 110% | | 76-121 | 2 | 21 |
| Trichloroethene | 50.95 | 50.00 | ug/L | 102% | | 76-124 | 1 | 22 |
| Toluene | 49.15 | 50.00 | ug/L | 98% | | 76-120 | 1 | 21 |
| Chlorobenzene | 50.28 | 50.00 | ug/L | 101% | | 78-120 | 2 | 20 |
| **Surrogates** | | | | | | | | |
| Dibromofluoromethane | 48.86 | 50.00 | ug/L | 98% | | 70-130 | | |
| 1,2-Dichloroethane-d4 | 52.35 | 50.00 | ug/L | 105% | | 70-130 | | |
| Toluene-d8 | 49.55 | 50.00 | ug/L | 99% | | 70-130 | | |
| Bromofluorobenzene | 49.83 | 50.00 | ug/L | 100% | | 70-130 | | |

ENTHALPY ANALYTICAL

# Batch QC

| | | |
|---|---|---|
| **Type: Blank** | **Lab ID: QC1352638** | **Batch: 398796** |
| **Matrix: Water** | **Method: EPA 8260B** | **Prep Method: EPA 5030B** |

| QC1352638 Analyte | Result | Qual | Units | RL | MDL | Prepared | Analyzed |
|---|---|---|---|---|---|---|---|
| Freon 12 | ND | | ug/L | 1.0 | 0.1 | 03/24/26 | 03/24/26 |
| Chloromethane | ND | | ug/L | 1.0 | 0.2 | 03/24/26 | 03/24/26 |
| Vinyl Chloride | ND | | ug/L | 0.5 | 0.1 | 03/24/26 | 03/24/26 |
| 1,1-Dichloroethene | ND | | ug/L | 0.5 | 0.08 | 03/24/26 | 03/24/26 |
| Methylene Chloride | ND | | ug/L | 10 | 0.2 | 03/24/26 | 03/24/26 |
| 1,1-Dichloroethane | ND | | ug/L | 0.5 | 0.1 | 03/24/26 | 03/24/26 |
| cis-1,2-Dichloroethene | ND | | ug/L | 0.5 | 0.09 | 03/24/26 | 03/24/26 |
| 1,2-Dichloroethane | ND | | ug/L | 0.5 | 0.1 | 03/24/26 | 03/24/26 |
| Benzene | ND | | ug/L | 0.5 | 0.1 | 03/24/26 | 03/24/26 |
| Trichloroethene | ND | | ug/L | 0.5 | 0.1 | 03/24/26 | 03/24/26 |
| Tetrachloroethene | ND | | ug/L | 0.5 | 0.1 | 03/24/26 | 03/24/26 |
| 1,4-Dichlorobenzene | ND | | ug/L | 0.5 | 0.2 | 03/24/26 | 03/24/26 |
| **Surrogates** | | | | **Limits** | | | |
| Dibromofluoromethane | 96% | | %REC | 70-130 | | 03/24/26 | 03/24/26 |
| 1,2-Dichloroethane-d4 | 105% | | %REC | 70-130 | | 03/24/26 | 03/24/26 |
| Toluene-d8 | 98% | | %REC | 70-130 | | 03/24/26 | 03/24/26 |
| Bromofluorobenzene | 105% | | %REC | 70-130 | | 03/24/26 | 03/24/26 |

| | | |
|---|---|---|
| **Type: Matrix Spike** | **Lab ID: QC1352717** | **Batch: 398796** |
| **Matrix (Source ID): Water (555560-008)** | **Method: EPA 8260B** | **Prep Method: EPA 5030B** |

| QC1352717 Analyte | Result | Source Sample Result | Spiked | Units | Recovery | Qual | Limits | DF |
|---|---|---|---|---|---|---|---|---|
| 1,1-Dichloroethene | 19.32 | ND | 20.00 | ug/L | 97% | | 62-131 | 1 |
| MTBE | 24.00 | ND | 20.00 | ug/L | 120% | | 61-124 | 1 |
| Benzene | 22.52 | ND | 20.00 | ug/L | 113% | | 70-123 | 1 |
| Trichloroethene | 19.92 | ND | 20.00 | ug/L | 100% | | 65-131 | 1 |
| Toluene | 19.49 | ND | 20.00 | ug/L | 97% | | 69-120 | 1 |
| Chlorobenzene | 20.19 | ND | 20.00 | ug/L | 101% | | 72-121 | 1 |
| **Surrogates** | | | | | | | | |
| Dibromofluoromethane | 49.34 | | 50.00 | ug/L | 99% | | 70-130 | 1 |
| 1,2-Dichloroethane-d4 | 55.01 | | 50.00 | ug/L | 110% | | 70-130 | 1 |
| Toluene-d8 | 48.00 | | 50.00 | ug/L | 96% | | 70-130 | 1 |
| Bromofluorobenzene | 49.91 | | 50.00 | ug/L | 100% | | 70-130 | 1 |

ENTHALPY ANALYTICAL

# Batch QC

| Type: | Matrix Spike Duplicate | Lab ID: | QC1352718 | Batch: | 398796 |
|---|---|---|---|---|---|
| Matrix (Source ID): | Water (555560-008) | Method: | EPA 8260B | Prep Method: | EPA 5030B |

| QC1352718 Analyte | Result | Source Sample Result | Spiked | Units | Recovery | Qual | Limits | RPD | RPD Lim | DF |
|---|---|---|---|---|---|---|---|---|---|---|
| 1,1-Dichloroethene | 20.05 | ND | 20.00 | ug/L | 100% | | 62-131 | 4 | 31 | 1 |
| MTBE | 24.55 | ND | 20.00 | ug/L | 123% | | 61-124 | 2 | 30 | 1 |
| Benzene | 23.20 | ND | 20.00 | ug/L | 116% | | 70-123 | 3 | 31 | 1 |
| Trichloroethene | 21.26 | ND | 20.00 | ug/L | 106% | | 65-131 | 7 | 31 | 1 |
| Toluene | 21.12 | ND | 20.00 | ug/L | 106% | | 69-120 | 8 | 29 | 1 |
| Chlorobenzene | 21.33 | ND | 20.00 | ug/L | 107% | | 72-121 | 5 | 29 | 1 |
| **Surrogates** | | | | | | | | | | |
| Dibromofluoromethane | 49.35 | | 50.00 | ug/L | 99% | | 70-130 | | | 1 |
| 1,2-Dichloroethane-d4 | 54.21 | | 50.00 | ug/L | 108% | | 70-130 | | | 1 |
| Toluene-d8 | 49.02 | | 50.00 | ug/L | 98% | | 70-130 | | | 1 |
| Bromofluorobenzene | 50.63 | | 50.00 | ug/L | 101% | | 70-130 | | | 1 |

| Type: | Lab Control Sample | Lab ID: | QC1354119 | Batch: | 399212 |
|---|---|---|---|---|---|
| Matrix: | Water | Method: | EPA 8260B | Prep Method: | EPA 5030B |

| QC1354119 Analyte | Result | Spiked | Units | Recovery | Qual | Limits |
|---|---|---|---|---|---|---|
| 1,1-Dichloroethene | 53.85 | 50.00 | ug/L | 108% | | 69-128 |
| MTBE | 53.87 | 50.00 | ug/L | 108% | | 66-125 |
| Benzene | 56.75 | 50.00 | ug/L | 113% | | 76-121 |
| Trichloroethene | 50.56 | 50.00 | ug/L | 101% | | 76-124 |
| Toluene | 49.84 | 50.00 | ug/L | 100% | | 76-120 |
| Chlorobenzene | 49.13 | 50.00 | ug/L | 98% | | 78-120 |
| **Surrogates** | | | | | | |
| Dibromofluoromethane | 48.67 | 50.00 | ug/L | 97% | | 70-130 |
| 1,2-Dichloroethane-d4 | 53.87 | 50.00 | ug/L | 108% | | 70-130 |
| Toluene-d8 | 48.35 | 50.00 | ug/L | 97% | | 70-130 |
| Bromofluorobenzene | 50.38 | 50.00 | ug/L | 101% | | 70-130 |

| Type: | Lab Control Sample Duplicate | Lab ID: | QC1354120 | Batch: | 399212 |
|---|---|---|---|---|---|
| Matrix: | Water | Method: | EPA 8260B | Prep Method: | EPA 5030B |

| QC1354120 Analyte | Result | Spiked | Units | Recovery | Qual | Limits | RPD | RPD Lim |
|---|---|---|---|---|---|---|---|---|
| 1,1-Dichloroethene | 50.07 | 50.00 | ug/L | 100% | | 69-128 | 7 | 23 |
| MTBE | 48.82 | 50.00 | ug/L | 98% | | 66-125 | 10 | 22 |
| Benzene | 52.22 | 50.00 | ug/L | 104% | | 76-121 | 8 | 21 |
| Trichloroethene | 47.17 | 50.00 | ug/L | 94% | | 76-124 | 7 | 22 |
| Toluene | 46.08 | 50.00 | ug/L | 92% | | 76-120 | 8 | 21 |
| Chlorobenzene | 44.74 | 50.00 | ug/L | 89% | | 78-120 | 9 | 20 |
| **Surrogates** | | | | | | | | |
| Dibromofluoromethane | 47.26 | 50.00 | ug/L | 95% | | 70-130 | | |
| 1,2-Dichloroethane-d4 | 50.93 | 50.00 | ug/L | 102% | | 70-130 | | |
| Toluene-d8 | 48.67 | 50.00 | ug/L | 97% | | 70-130 | | |
| Bromofluorobenzene | 49.00 | 50.00 | ug/L | 98% | | 70-130 | | |

ENTHALPY ANALYTICAL

# Batch QC

| Type: | Matrix Spike | Lab ID: | QC1354121 | Batch: | 399212 |
|---|---|---|---|---|---|
| Matrix (Source ID): | Water (555979-001) | Method: | EPA 8260B | Prep Method: | EPA 5030B |

| QC1354121 Analyte | Result | Source Sample Result | Spiked | Units | Recovery | Qual | Limits | DF |
|---|---|---|---|---|---|---|---|---|
| 1,1-Dichloroethene | 20.95 | ND | 20.00 | ug/L | 105% | | 62-131 | 1 |
| MTBE | 22.63 | ND | 20.00 | ug/L | 113% | | 61-124 | 1 |
| Benzene | 22.41 | ND | 20.00 | ug/L | 112% | | 70-123 | 1 |
| Trichloroethene | 18.81 | ND | 20.00 | ug/L | 94% | | 65-131 | 1 |
| Toluene | 18.66 | ND | 20.00 | ug/L | 93% | | 69-120 | 1 |
| Chlorobenzene | 18.54 | ND | 20.00 | ug/L | 93% | | 72-121 | 1 |
| **Surrogates** | | | | | | | | |
| Dibromofluoromethane | 50.85 | | 50.00 | ug/L | 102% | | 70-130 | 1 |
| 1,2-Dichloroethane-d4 | 58.88 | | 50.00 | ug/L | 118% | | 70-130 | 1 |
| Toluene-d8 | 48.53 | | 50.00 | ug/L | 97% | | 70-130 | 1 |
| Bromofluorobenzene | 49.01 | | 50.00 | ug/L | 98% | | 70-130 | 1 |

| Type: | Matrix Spike Duplicate | Lab ID: | QC1354122 | Batch: | 399212 |
|---|---|---|---|---|---|
| Matrix (Source ID): | Water (555979-001) | Method: | EPA 8260B | Prep Method: | EPA 5030B |

| QC1354122 Analyte | Result | Source Sample Result | Spiked | Units | Recovery | Qual | Limits | RPD | RPD Lim | DF |
|---|---|---|---|---|---|---|---|---|---|---|
| 1,1-Dichloroethene | 21.23 | ND | 20.00 | ug/L | 106% | | 62-131 | 1 | 31 | 1 |
| MTBE | 23.43 | ND | 20.00 | ug/L | 117% | | 61-124 | 3 | 30 | 1 |
| Benzene | 22.50 | ND | 20.00 | ug/L | 113% | | 70-123 | 0 | 31 | 1 |
| Trichloroethene | 18.91 | ND | 20.00 | ug/L | 95% | | 65-131 | 1 | 31 | 1 |
| Toluene | 18.72 | ND | 20.00 | ug/L | 94% | | 69-120 | 0 | 29 | 1 |
| Chlorobenzene | 18.61 | ND | 20.00 | ug/L | 93% | | 72-121 | 0 | 29 | 1 |
| **Surrogates** | | | | | | | | | | |
| Dibromofluoromethane | 50.65 | | 50.00 | ug/L | 101% | | 70-130 | | | 1 |
| 1,2-Dichloroethane-d4 | 56.70 | | 50.00 | ug/L | 113% | | 70-130 | | | 1 |
| Toluene-d8 | 47.00 | | 50.00 | ug/L | 94% | | 70-130 | | | 1 |
| Bromofluorobenzene | 50.29 | | 50.00 | ug/L | 101% | | 70-130 | | | 1 |

ENTHALPY ANALYTICAL

# Batch QC

| Type: Blank | Lab ID: QC1354124 | Batch: 399212 |
|---|---|---|
| Matrix: Water | Method: EPA 8260B | Prep Method: EPA 5030B |

| QC1354124 Analyte | Result | Qual | Units | RL | MDL | Prepared | Analyzed |
|---|---|---|---|---|---|---|---|
| Freon 12 | ND | | ug/L | 1.0 | 0.1 | 03/27/26 | 03/27/26 |
| Chloromethane | ND | | ug/L | 1.0 | 0.2 | 03/27/26 | 03/27/26 |
| Vinyl Chloride | ND | | ug/L | 0.5 | 0.1 | 03/27/26 | 03/27/26 |
| 1,1-Dichloroethene | ND | | ug/L | 0.5 | 0.08 | 03/27/26 | 03/27/26 |
| Methylene Chloride | ND | | ug/L | 10 | 0.2 | 03/27/26 | 03/27/26 |
| 1,1-Dichloroethane | ND | | ug/L | 0.5 | 0.1 | 03/27/26 | 03/27/26 |
| cis-1,2-Dichloroethene | ND | | ug/L | 0.5 | 0.09 | 03/27/26 | 03/27/26 |
| 1,2-Dichloroethane | ND | | ug/L | 0.5 | 0.1 | 03/27/26 | 03/27/26 |
| Benzene | ND | | ug/L | 0.5 | 0.1 | 03/27/26 | 03/27/26 |
| Trichloroethene | ND | | ug/L | 0.5 | 0.1 | 03/27/26 | 03/27/26 |
| Tetrachloroethene | ND | | ug/L | 0.5 | 0.1 | 03/27/26 | 03/27/26 |
| 1,4-Dichlorobenzene | ND | | ug/L | 0.5 | 0.2 | 03/27/26 | 03/27/26 |
| **Surrogates** | | | | **Limits** | | | |
| Dibromofluoromethane | 92% | | %REC | 70-130 | | 03/27/26 | 03/27/26 |
| 1,2-Dichloroethane-d4 | 93% | | %REC | 70-130 | | 03/27/26 | 03/27/26 |
| Toluene-d8 | 100% | | %REC | 70-130 | | 03/27/26 | 03/27/26 |
| Bromofluorobenzene | 103% | | %REC | 70-130 | | 03/27/26 | 03/27/26 |

| Type: Blank | Lab ID: QC1352555 | Batch: 398764 |
|---|---|---|
| Matrix: Water | Method: EPA 8270C-SIM | Prep Method: EPA 3535 |

| QC1352555 Analyte | Result | Qual | Units | RL | MDL | Prepared | Analyzed |
|---|---|---|---|---|---|---|---|
| 1,4-Dioxane | ND | | ug/L | 1.0 | 0.84 | 03/23/26 | 03/24/26 |
| **Surrogates** | | | | **Limits** | | | |
| 1,4-Dioxane-d8 (SUR) | 98% | | %REC | 80-120 | | 03/23/26 | 03/24/26 |

| Type: Lab Control Sample | Lab ID: QC1352556 | Batch: 398764 |
|---|---|---|
| Matrix: Water | Method: EPA 8270C-SIM | Prep Method: EPA 3535 |

| QC1352556 Analyte | Result | Spiked | Units | Recovery | Qual | Limits |
|---|---|---|---|---|---|---|
| 1,4-Dioxane | 9.805 | 10.00 | ug/L | 98% | | 79-120 |
| **Surrogates** | | | | | | |
| 1,4-Dioxane-d8 (SUR) | 10.42 | 10.00 | ug/L | 104% | | 80-120 |

| Type: Lab Control Sample Duplicate | Lab ID: QC1352557 | Batch: 398764 |
|---|---|---|
| Matrix: Water | Method: EPA 8270C-SIM | Prep Method: EPA 3535 |

| QC1352557 Analyte | Result | Spiked | Units | Recovery | Qual | Limits | RPD | RPD Lim |
|---|---|---|---|---|---|---|---|---|
| 1,4-Dioxane | 9.429 | 10.00 | ug/L | 94% | | 79-120 | 4 | 20 |
| **Surrogates** | | | | | | | | |
| 1,4-Dioxane-d8 (SUR) | 10.45 | 10.00 | ug/L | 105% | | 80-120 | | |

ENTHALPY ANALYTICAL

# Batch QC

| Type: Blank | Lab ID: QC1352005 | Batch: 398619 |
|---|---|---|
| Matrix: Water | Method: SM 4500-S2-D | Prep Method: METHOD |

| QC1352005 Analyte | Result | Qual | Units | RL | MDL | Prepared | Analyzed |
|---|---|---|---|---|---|---|---|
| Sulfide | ND | | mg/L | 0.10 | | 03/20/26 | 03/20/26 |

| Type: Lab Control Sample | Lab ID: QC1352006 | Batch: 398619 |
|---|---|---|
| Matrix: Water | Method: SM 4500-S2-D | Prep Method: METHOD |

| QC1352006 Analyte | Result | Spiked | Units | Recovery | Qual | Limits |
|---|---|---|---|---|---|---|
| Sulfide | 0.9000 | 1.000 | mg/L | 90% | | 90-110 |

| Type: Matrix Spike | Lab ID: QC1352007 | Batch: 398619 |
|---|---|---|
| Matrix (Source ID): Water (555883-005) | Method: SM 4500-S2-D | Prep Method: METHOD |

| QC1352007 Analyte | Result | Source Sample Result | Spiked | Units | Recovery | Qual | Limits | DF |
|---|---|---|---|---|---|---|---|---|
| Sulfide | 0.9000 | ND | 1.000 | mg/L | 90% | | 80-120 | 1 |

| Type: Matrix Spike Duplicate | Lab ID: QC1352008 | Batch: 398619 |
|---|---|---|
| Matrix (Source ID): Water (555883-005) | Method: SM 4500-S2-D | Prep Method: METHOD |

| QC1352008 Analyte | Result | Source Sample Result | Spiked | Units | Recovery | Qual | Limits | RPD | RPD Lim | DF |
|---|---|---|---|---|---|---|---|---|---|---|
| Sulfide | 1.000 | ND | 1.000 | mg/L | 100% | | 80-120 | 11 | 20 | 1 |

| Type: Blank | Lab ID: QC1352227 | Batch: 398671 |
|---|---|---|
| Matrix: Water | Method: SM 5310B | Prep Method: SM 5310B |

| QC1352227 Analyte | Result | Qual | Units | RL | MDL | Prepared | Analyzed |
|---|---|---|---|---|---|---|---|
| Total Organic Carbon | ND | | mg/L | 1.0 | 0.49 | 03/22/26 | 03/22/26 |

| Type: Lab Control Sample | Lab ID: QC1352228 | Batch: 398671 |
|---|---|---|
| Matrix: Water | Method: SM 5310B | Prep Method: SM 5310B |

| QC1352228 Analyte | Result | Spiked | Units | Recovery | Qual | Limits |
|---|---|---|---|---|---|---|
| Total Organic Carbon | 23.54 | 25.00 | mg/L | 94% | | 85-115 |

| Type: Matrix Spike | Lab ID: QC1352229 | Batch: 398671 |
|---|---|---|
| Matrix (Source ID): Water (555786-001) | Method: SM 5310B | Prep Method: SM 5310B |

| QC1352229 Analyte | Result | Source Sample Result | Spiked | Units | Recovery | Qual | Limits | DF |
|---|---|---|---|---|---|---|---|---|
| Total Organic Carbon | 32.64 | 10.88 | 25.00 | mg/L | 87% | | 75-125 | 1 |

ENTHALPY ANALYTICAL

# Batch QC

| Type: | Matrix Spike Duplicate | Lab ID: | QC1352230 | Batch: | 398671 |
|---|---|---|---|---|---|
| Matrix (Source ID): | Water (555786-001) | Method: | SM 5310B | Prep Method: | SM 5310B |

| QC1352230 Analyte | Result | Source Sample Result | Spiked | Units | Recovery | Qual | Limits | RPD | RPD Lim | DF |
|---|---|---|---|---|---|---|---|---|---|---|
| Total Organic Carbon | 36.41 | 10.88 | 25.00 | mg/L | 102% | | 75-125 | 11 | 25 | 1 |

| Type: | Blank | Lab ID: | QC1352854 | Batch: | 398853 |
|---|---|---|---|---|---|
| Matrix: | Water | Method: | SM2320B | Prep Method: | METHOD |

| QC1352854 Analyte | Result | Qual | Units | RL | MDL | Prepared | Analyzed |
|---|---|---|---|---|---|---|---|
| Alkalinity, Bicarbonate, as CaCO3 | ND | | mg/L | 2.0 | | 03/25/26 | 03/25/26 |
| Alkalinity, Total as CaCO3 | ND | | mg/L | 2.0 | | 03/25/26 | 03/25/26 |

| Type: | Lab Control Sample | Lab ID: | QC1352855 | Batch: | 398853 |
|---|---|---|---|---|---|
| Matrix: | Water | Method: | SM2320B | Prep Method: | METHOD |

| QC1352855 Analyte | Result | Spiked | Units | Recovery | Qual | Limits |
|---|---|---|---|---|---|---|
| Alkalinity, Total as CaCO3 | 95.29 | 100.0 | mg/L | 95% | | 90-110 |

| Type: | Sample Duplicate | Lab ID: | QC1352856 | Batch: | 398853 |
|---|---|---|---|---|---|
| Matrix (Source ID): | Water (555786-001) | Method: | SM2320B | Prep Method: | METHOD |

| QC1352856 Analyte | Result | Source Sample Result | Units | Qual | RPD | RPD Lim | DF |
|---|---|---|---|---|---|---|---|
| Alkalinity, Bicarbonate, as CaCO3 | 295.3 | 293.9 | mg/L | | 0 | 20 | 2.5 |
| Alkalinity, Total as CaCO3 | 295.3 | 293.9 | mg/L | | 0 | 20 | 2.5 |

| Type: | Blank | Lab ID: | QC1353232 | Batch: | 398974 |
|---|---|---|---|---|---|
| Matrix: | Water | Method: | SM2540C | Prep Method: | METHOD |

| QC1353232 Analyte | Result | Qual | Units | RL | MDL | Prepared | Analyzed |
|---|---|---|---|---|---|---|---|
| Total Dissolved Solids | ND | | mg/L | 20 | | 03/25/26 | 03/29/26 |

| Type: | Lab Control Sample | Lab ID: | QC1353233 | Batch: | 398974 |
|---|---|---|---|---|---|
| Matrix: | Water | Method: | SM2540C | Prep Method: | METHOD |

| QC1353233 Analyte | Result | Spiked | Units | Recovery | Qual | Limits |
|---|---|---|---|---|---|---|
| Total Dissolved Solids | 992.0 | 1000 | mg/L | 99% | | 90-110 |

| Type: | Sample Duplicate | Lab ID: | QC1353234 | Batch: | 398974 |
|---|---|---|---|---|---|
| Matrix (Source ID): | Water (555786-001) | Method: | SM2540C | Prep Method: | METHOD |

| QC1353234 Analyte | Result | Source Sample Result | Units | Qual | RPD | RPD Lim | DF |
|---|---|---|---|---|---|---|---|
| Total Dissolved Solids | 986.0 | 1038 | mg/L | | 5 | 5 | 2 |

# Batch QC

| | | | | | |
|---|---|---|---|---|---|
| **Type:** | **Sample Duplicate** | **Lab ID:** | **QC1353235** | **Batch:** | **398974** |
| **Matrix (Source ID):** | **Water (555786-002)** | **Method:** | **SM2540C** | **Prep Method:** | **METHOD** |

| QC1353235 Analyte | Result | Source Sample Result | Units | Qual | RPD | RPD Lim | DF |
|---|---|---|---|---|---|---|---|
| Total Dissolved Solids | 1,068 | 978.0 | mg/L | | 9* | 5 | 2 |

* Value is outside QC limits
E Response exceeds instrument's linear range
J Estimated value
ND Not Detected
NM Not Meaningful

**Laboratory Job Number 555786**

**Subcontracted Products**

**McCampbell Analytical, Inc.**

# McCampbell Analytical, Inc.

*"When Quality Counts"*

# Analytical Report

**WorkOrder:** 2603D21

**Report Created for:** Enthalpy Analytical

931 West Barkley Avenue
Orange, CA 92868

**Project Contact:** David Tripp
**Project P.O.:** 096843
**Project:** EO-555786

**Project Location:**
**Project Received:** 03/20/2026

Analytical Report reviewed & approved for release on 03/27/2026 by:

Jena Alfaro
Project Manager

***McCampbell Analytical Inc. is not accredited for all the testing in this report. The report shall not be reproduced except in full, without the written approval of the laboratory. The analytical results relate only to the items tested.***

1534 Willow Pass Rd. Pittsburg, CA 94565 ♦ TEL: (877) 252-9262 ♦ FAX: (925) 252-9269 ♦ www.mccampbell.com

McCampbell Analytical, Inc.
*"When Quality Counts"*

1534 Willow Pass Road, Pittsburg, CA 94565-1701
Toll Free Telephone: (877) 252-9262 / Fax: (925) 252-9269
http://www.mccampbell.com / E-mail: main@mccampbell.com

# Glossary of Terms & Qualifier Definitions

**Client:** Enthalpy Analytical **WorkOrder:** 2603D21

**Project:** EO-555786

## Glossary Abbreviation

| | |
|---|---|
| %D | Serial Dilution Percent Difference |
| 95% Interval | 95% Confident Interval |
| CCV | Continuing Calibration Verification. |
| CCV REC (%) | The % recovery of Continuing Calibration Verification |
| DF | Dilution Factor |
| DI WET | (DISTLC) Waste Extraction Test using DI water |
| DISS | Dissolved (sample filtered using a 0.45 µm filter size) |
| DLT | Dilution Test (Serial Dilution) |
| DUP | Duplicate |
| EDL | Estimated Detection Limit |
| ITEF | International Toxicity Equivalence Factor |
| LCS | Laboratory Control Sample |
| LCS2 | Second LCS for the batch. Spike level is lower than that for the first LCS; applicable to method 1633. |
| LQL | Lowest Quantitation Level |
| MB | Method Blank |
| MB IS/SS % Rec | % Recovery of Internal Standard or Surrogate in Method Blank, if applicable |
| MB SS % Rec | % Recovery of Surrogate in Method Blank, if applicable |
| MDL | Method Detection Limit [1] |
| ML | Minimum Level of Quantitation |
| MS | Matrix Spike |
| MSD | Matrix Spike Duplicate |
| NA | Not Applicable |
| ND | Not detected at or above the indicated MDL (if present) or RL. |
| NR | Data Not Reported due to matrix interference or insufficient sample amount. |
| PDS | Post Digestion Spike |
| PF | Prep Factor |
| RD | Relative Difference |
| RL | Reporting Limit [2] |
| RPD | Relative Percent Difference |
| RRT | Relative Retention Time |
| RSD | Relative Standard Deviation |
| SPK Val | Spike Value |
| SPKRef Val | Spike Reference Value |
| SPLP | Synthetic Precipitation Leachate Procedure |

[1] MDL is the minimum measured concentration of a substance that can be reported with 99% confidence that the measured concentration is distinguishable from method blank results. Definition and Procedure for the Determination of the Method Detection Limit, Revision 2, 40CFR, Part 136, Appendix B, EPA 821-R-16-006, December 2016. Values are based upon our default extraction volume/amount and are subject to change.

[2] RL is the lowest level that can be reliably determined within specified limits of precision and accuracy during routine laboratory operating conditions. (The RL cannot be lower than the lowest calibration standard used in the initial calibration of the instrument and must be greater than the MDL.) Values are based upon our default extraction volume/amount and are subject to change.

McCampbell Analytical, Inc.
*"When Quality Counts"*

1534 Willow Pass Road, Pittsburg, CA 94565-1701
Toll Free Telephone: (877) 252-9262 / Fax: (925) 252-9269
http://www.mccampbell.com / E-mail: main@mccampbell.com

# Glossary of Terms & Qualifier Definitions

**Client:** Enthalpy Analytical **WorkOrder:** 2603D21

**Project:** EO-555786

| | |
|---|---|
| TCLP | Toxicity Characteristic Leachate Procedure |
| TEQ | Toxicity Equivalents |
| TNTC | “Too Numerous to Count;” greater than 250 colonies observed on the plate. |
| TPH-Diesel | Sample results for semi-volatile TPH (diesel, kerosene, oil, etc) were calculated using a background subtraction procedure to correct for instrument baseline rise (column bleed) as described in Sec 7.7.2.2 of EPA 8015 B, C. |
| TZA | TimeZone Net Adjustment for sample collected outside of MAI's Coordinated Universal Time (UTC). (Adjustment for Daylight Saving is not accounted.) |
| WET (STLC) | Waste Extraction Test (Soluble Threshold Limit Concentration) |

McCampbell Analytical, Inc.
*"When Quality Counts"*

1534 Willow Pass Road, Pittsburg, CA 94565-1701
Toll Free Telephone: (877) 252-9262 / Fax: (925) 252-9269
http://www.mccampbell.com / E-mail: main@mccampbell.com

# Analytical Report

| | | | |
|---|---|---|---|
| **Client:** | Enthalpy Analytical | **WorkOrder:** | 2603D21 |
| **Date Received:** | 03/20/2026 9:20 | **Extraction Method:** | RSK175 |
| **Date Prepared:** | 03/26/2026 | **Analytical Method:** | RSK175 |
| **Project:** | EO-555786 | **Unit:** | µg/L |

## Dissolved Carbon Dioxide by RSK 175

| Client ID | Lab ID | Matrix | Date Collected | Instrument FileID | Batch ID |
|---|---|---|---|---|---|
| DW-29 | 2603D21-001A | Water | 03/19/2026 11:35 | GC26 0326260104.D | 338454 |

| Analytes | Result | MDL | RL | DF | Date Analyzed |
|---|---|---|---|---|---|
| Carbon Dioxide | **13,000** | 500 | 500 | 10 | 03/26/2026 15:03 |

Analyst(s): CLO

| Client ID | Lab ID | Matrix | Date Collected | Instrument FileID | Batch ID |
|---|---|---|---|---|---|
| DW-31 | 2603D21-002A | Water | 03/19/2026 10:53 | GC26 0326260105.D | 338454 |

| Analytes | Result | MDL | RL | DF | Date Analyzed |
|---|---|---|---|---|---|
| Carbon Dioxide | **61,000** | 2500 | 2500 | 50 | 03/26/2026 15:35 |

Analyst(s): CLO

| Client ID | Lab ID | Matrix | Date Collected | Instrument FileID | Batch ID |
|---|---|---|---|---|---|
| FP-01 | 2603D21-003A | Water | 03/19/2026 09:53 | GC26 0326260106.D | 338454 |

| Analytes | Result | MDL | RL | DF | Date Analyzed |
|---|---|---|---|---|---|
| Carbon Dioxide | **32,000** | 2000 | 2000 | 40 | 03/26/2026 16:23 |

Analyst(s): CLO

McCampbell Analytical, Inc.
*"When Quality Counts"*

1534 Willow Pass Road, Pittsburg, CA 94565-1701
Toll Free Telephone: (877) 252-9262 / Fax: (925) 252-9269
http://www.mccampbell.com / E-mail: main@mccampbell.com

# Quality Control Report

| | | | |
|---|---|---|---|
| **Client:** | Enthalpy Analytical | **WorkOrder:** | 2603D21 |
| **Date Prepared:** | 03/26/2026 | **BatchID:** | 338454 |
| **Date Analyzed:** | 03/26/2026 | **Extraction Method:** | RSK175 |
| **Instrument:** | GC26 | **Analytical Method:** | RSK175 |
| **Matrix:** | Water | **Unit:** | µg/L |
| **Project:** | EO-555786 | **Sample ID:** | MB/LCS/LCSD-338454 |

## QC Summary Report for RSK175

| Analyte | MB Result | MDL | RL | | | |
|---|---|---|---|---|---|---|
| Carbon Dioxide | ND | 50 | 50 | - | - | - |

| Analyte | LCS Result | LCSD Result | SPK Val | LCS %REC | LCSD %REC | LCS/LCSD Limits | RPD | RPD Limit |
|---|---|---|---|---|---|---|---|---|
| Carbon Dioxide | 140 | 140 | 187.2 | 76 | 72 | 70-130 | 4.64 | 30 |

McCampbell Analytical, Inc.
1534 Willow Pass Rd
Pittsburg, CA 94565-1701
(925) 252-9262

# CHAIN-OF-CUSTODY RECORD



**WorkOrder: 2603D21** **ClientCode: ENO** **QuoteID: 262776**

☐ WaterTrax ☐ CLIP ☐ EDF ☑ EQuIS ☑ Dry-Weight ☑ Email ☐ HardCopy ☐ ThirdParty ☑ J-flag
☑ Detection Summary ☑ **Excel** [A1_Standard _QC]

Report to:
David Tripp
Enthalpy Analytical
931 West Barkley Avenue
Orange, CA 92868
657-581-4710 FAX:

Email: david.tripp@enthalpy.com
cc/3rd Party: incomingreports@enthalpy.com;
PO: 096843
Project: EO-555786

Bill to:
Accounts Payable/Enthalpy SoCal
Montrose Environmental Group
PO Box 842165
Boston, MA 02284-2165
003EL_ap@montrose-env.com

**Requested TAT:** **5 days;**

*Date Received:* **03/20/2026**
*Date Logged:* **03/20/2026**

| Lab ID | ClientSampID | Matrix | Collection Date | Hold | Requested Tests (See legend below) | | | | | | | | | | | |
|---|---|---|---|---|---|---|---|---|---|---|---|---|---|---|---|---|
| | | | | | 1 | 2 | 3 | 4 | 5 | 6 | 7 | 8 | 9 | 10 | 11 | 12 |
| 2603D21-001 | DW-29 | Water | 3/19/2026 11:35 | ☐ | A | A | | | | | | | | | | |
| 2603D21-002 | DW-31 | Water | 3/19/2026 10:53 | ☐ | A | A | | | | | | | | | | |
| 2603D21-003 | FP-01 | Water | 3/19/2026 09:53 | ☐ | A | A | | | | | | | | | | |

**Test Legend:**

| | | | | | | | |
|---|---|---|---|---|---|---|---|
| 1 | PRDisposal Fee | 2 | RSK175_CO2_W | 3 | | 4 | |
| 5 | | 6 | | 7 | | 8 | |
| 9 | | 10 | | 11 | | 12 | |

**Project Manager: Jena Alfaro**

**Prepared by: Teresa Gutierrez**

**Comments:**

NOTE: Soil samples are discarded 60 days after receipt unless other arrangements are made (Water samples are 30 days).
Hazardous samples will be returned to client or disposed of at client expense.

McCampbell Analytical, Inc.
*"When Quality Counts"*

1534 Willow Pass Road, Pittsburg, CA 94565-1701
Toll Free Telephone: (877) 252-9262 / Fax: (925) 252-9269
http://www.mccampbell.com / E-mail: main@mccampbell.com

# WORK ORDER SUMMARY

**Client Name:** ENTHALPY ANALYTICAL
**Client Contact:** David Tripp
**Contact's Email:** david.tripp@enthalpy.com

**Project:** EO-555786
**Comments**

**Work Order:** 2603D21
**QC Level:** LEVEL 2
**Date Logged:** 3/20/2026

☐ WaterTrax ☐ CLIP ☐ EDF ☑ Excel ☐ EQuIS ☑ Email ☐ HardCopy ☐ ThirdParty ☑ J-flag

| LabID | ClientSampID | Matrix | Test Name | Cont./ Comp. | Bottle & Preservative | U** | Head Space | Dry-Weight | Collection Date & Time | TAT | Test Due Date | Sediment Content | Hold | Sub Out |
|---|---|---|---|---|---|---|---|---|---|---|---|---|---|---|
| 001A | DW-29 | Water | RSK175 (CO2) | 2 | VOA, Unpres | ☐ | ☐ | ☐ | 3/19/2026 11:35 | 5 days | 3/27/2026 | Present | ☐ | ☐ |
| 002A | DW-31 | Water | RSK175 (CO2) | 2 | VOA, Unpres | ☐ | ☐ | ☐ | 3/19/2026 10:53 | 5 days | 3/27/2026 | None | ☐ | ☐ |
| 003A | FP-01 | Water | RSK175 (CO2) | 2 | VOA, Unpres | ☐ | ☐ | ☐ | 3/19/2026 9:53 | 5 days | 3/27/2026 | None | ☐ | ☐ |

**NOTES: * STLC and TCLP extractions require 2 days to complete; therefore, all TATs begin after the extraction is completed (i.e., One-day TAT yields results in 3 days from sample submission).**

**- ISM prep requires 5 to 10 days to complete; therefore, all TATs begin after the extraction is completed (i.e., One-day TAT yields results in 6 to 11 days from sample submission). Due date listed on WO summary will not accurately reflect the time needed for sample preparation.**

**- Organic extracts are held for 40 days before disposal; Inorganic extract are held for 30 days.**

**- MAI assumes that all material present in the provided sampling container is considered part of the sample - MAI does not exclude any material from the sample prior to sample preparation unless requested in writing by the client.**

**U** = An unpreserved container was received for a method that suggests a preservation in order to extend hold time for analysis.**

**Cont./Comp. = Containers /Composites**

2603D21

ENTHALPY ANALYTICAL
931 West Barkley Ave
Orange, CA 92868
(714) 771-6900

Subcontract Laboratory:
McCampbell Analytical, Inc.
1534 Willow Pass Rd.
Pittsburg, CA 94565
ATTN: Quote ID: 262776
PO #: PO-096843

Enthalpy Order: EO-555786
PM: David Tripp
Email: david.tripp@enthalpy.com
CC: incomingreports@enthalpy.com
Phone: 657-581-4710

Results Due: Standard TAT
Report Level: II
Report To: MDL
EDDs: Standard Excel EDD

Notes:

| Sample ID | Collected | Lab ID | # Cont. | Matrix | Analysis Requested | Comment |
|---|---|---|---|---|---|---|
| DW-29 | 19-MAR-2026 11:35 | 555786-001 | 2 | Water | RSK-175 CO2 | |
| DW-31 | 19-MAR-2026 10:53 | 555786-002 | 2 | Water | RSK-175 CO2 | |
| FP-01 | 19-MAR-2026 09:53 | 555786-003 | 2 | Water | RSK-175 CO2 | |

| Notes: | Relinquished By: | Received By: |
|---|---|---|
| | Alice | GLS |
| | Date: 3/19/26 | Date: 3/19/26 |
| | | |
| | Date: | Date: 3/20/26 09:20 |
| | | |
| | Date: | Date: |

3.9
IR48

GLS
Trak# 564244416

McCampbell Analytical, Inc.
*"When Quality Counts"*

1534 Willow Pass Road, Pittsburg, CA 94565-1701
Toll Free Telephone: (877) 252-9262 / Fax: (925) 252-9269
http://www.mccampbell.com / E-mail: main@mccampbell.com

# Sample Receipt Checklist

| | | | |
|---|---|---|---|
| Client Name: | Enthalpy Analytical | Date and Time Received: | 3/20/2026 09:20 |
| Project: | EO-555786 | Date Logged: | 3/20/2026 |
| | | Received by: | Teresa Gutierrez |
| WorkOrder №: | 2603D21 Matrix: Water | Logged by: | Teresa Gutierrez |
| Carrier: | Golden State Overnight | | |

## Chain of Custody (COC) Information

| | | | | | | |
|---|---|---|---|---|---|---|
| Chain of custody present? | Yes | ☑ | No | ☐ | | |
| Chain of custody signed when relinquished and received? | Yes | ☑ | No | ☐ | | |
| Chain of custody agrees with sample labels? | Yes | ☑ | No | ☐ | | |
| Sample IDs noted by Client on COC? | Yes | ☑ | No | ☐ | | |
| Date and Time of collection noted by Client on COC? | Yes | ☑ | No | ☐ | | |
| Sampler's name noted on COC? | Yes | ☑ | No | ☐ | | |
| COC agrees with Quote? | Yes | ☑ | No | ☐ | NA | ☐ |
| COC quote is active? | Yes | ☑ | No | ☐ | NA | ☐ |

## Sample Receipt Information

| | | | | | | |
|---|---|---|---|---|---|---|
| Custody seals intact on shipping container/cooler? | Yes | ☑ | No | ☐ | NA | ☐ |
| Custody seals intact on sample bottles? | Yes | ☐ | No | ☐ | NA | ☑ |
| Shipping container/cooler in good condition? | Yes | ☑ | No | ☐ | | |
| Samples in proper containers/bottles? | Yes | ☑ | No | ☐ | | |
| Sample containers intact? | Yes | ☑ | No | ☐ | | |
| Sufficient sample volume for indicated test? | Yes | ☑ | No | ☐ | | |

## Sample Preservation and Hold Time (HT) Information

| | | | | | | |
|---|---|---|---|---|---|---|
| All samples received within holding time? | Yes | ☑ | No | ☐ | NA | ☐ |
| Samples Received on Ice? | Yes | ☑ | No | ☐ | | |
| (Ice Type: WET ICE ) | | | | | | |
| Sample/Temp Blank temperature | Temp: 3.9°C | | | | NA | ☐ |
| ZHS conditional analyses: VOA meets zero headspace requirement (VOCs, TPHg/BTEX, RSK)? | Yes | ☑ | No | ☐ | NA | ☐ |
| Sample labels checked for correct preservation? | Yes | ☑ | No | ☐ | | |
| pH acceptable upon receipt (Metal: <2)? | Yes | ☐ | No | ☐ | NA | ☑ |

UCMR Samples:

| | | | | | | |
|---|---|---|---|---|---|---|
| pH tested and acceptable upon receipt (200.7: ≤2; 533: 6 - 8; 537.1: 6 - 8)? | Yes | ☐ | No | ☐ | NA | ☑ |
| Free Chlorine tested and acceptable upon receipt (<0.1mg/L) [not applicable to 200.7]? | Yes | ☐ | No | ☐ | NA | ☑ |

Comments:

Onterris
931 West Barkley Ave
Orange, CA 92868
(714) 771-6900

onterris.com

Lab Job Number : 557895
Report Level : II
Report Date : 05/05/2026

**Analytical Report** *prepared for:*

Matt Breuer
Waste Connections
Chiquita Canyon Landfill
29201 Henry Mayo Drive
Castaic, CA 91384

Project: GW MONITORING - CCLF Groundwater

*Authorized for release by:*

David Tripp, Senior Project Manager
657-581-4710
david.tripp@onterris.com

This data package has been reviewed for technical correctness and completeness. Release of this data has been authorized by the Laboratory Manager or the Manager's designee, as verified by the above signature which applies to this PDF file as well as any associated electronic data deliverable files. The results contained in this report meet all requirements of NELAP and pertain only to those samples which were submitted for analysis. This report may be reproduced only in its entirety.

CA ELAP# 1338, CA ELAP #1338-S1, NELAP# 4038, SCAQMD LAP# 18LA0518, LACSD ID# 10105, ORELAP# 4197

Onterris ENTHALPY ANALYTICAL

# Sample Summary

| | | | |
|---|---|---|---|
| Matt Breuer<br>Waste Connections<br>Chiquita Canyon Landfill<br>29201 Henry Mayo Drive<br>Castaic, CA 91384 | | Lab Job #:<br>Project No:<br>Location:<br>Date Received: | 557895<br>GW MONITORING<br>CCLF Groundwater<br>04/20/26 |

| Sample ID | Lab ID | Collected | Matrix |
|---|---|---|---|
| DW-28 | 557895-001 | 04/20/26 08:57 | Water |
| DW-17 | 557895-002 | 04/20/26 10:21 | Water |
| DW-9 | 557895-003 | 04/20/26 11:59 | Water |
| DW-29 | 557895-004 | 04/20/26 13:12 | Water |
| QCFB | 557895-005 | 04/20/26 09:00 | Water |
| QCTB | 557895-006 | 04/20/26 00:00 | Water |

# Case Narrative

| | |
|---|---|
| Waste Connections<br>Chiquita Canyon Landfill<br>29201 Henry Mayo Drive<br>Castaic, CA 91384<br>Matt Breuer | Lab Job Number: 557895<br>Project No: GW MONITORING<br>Location: CCLF<br>Groundwater<br>Date Received: 04/20/26 |

- This data package contains sample and QC results for six water samples, requested for the above referenced project on 04/21/26. The samples were received in good condition.
- EPA 300.0, EPA 350.1, EPA 410.4, EPA 6010B, EPA 8270C-SIM, SM 4500-S2-D, SM 5310B, SM2320B, and SM2540C analyses were performed at 931 West Barkley Ave, Orange, CA, 92868.
- EPA 8260B analysis was performed at 2532 E Cerritos Ave., Anaheim, CA, 92806.

**Volatile Organics by GC/MS (EPA 8260B):**

- A number of samples had pH greater than 2.
- No other analytical problems were encountered.

**Semivolatile Organics by GC/MS SIM (EPA 8270C-SIM):**
No analytical problems were encountered.

**Total Organic Carbon by IR (SM 5310B):**
No analytical problems were encountered.

**Metals (EPA 6010B):**

- Calcium and sodium were detected between the MDL and the RL in the method blank for batch 401446; these analytes were detected in samples at a level at least 10 times that of the blank.
- No other analytical problems were encountered.

**Ion Chromatography (EPA 300.0):**

- Responses exceeding the instrument's linear range were observed for chloride in the MS/MSD for batch 401381; affected data was qualified with "E".
- No other analytical problems were encountered.

**Chemical Oxygen Demand by EPA 410.4 (EPA 410.4):**
No analytical problems were encountered.

**Alkalinity (SM2320B):**
No analytical problems were encountered.

**Sulfide (SM 4500-S2-D):**
No analytical problems were encountered.

**Total Dissolved Solids (TDS) (SM2540C):**
No analytical problems were encountered.

**Chemical Oxygen Demand (EPA 410.4):**
No analytical problems were encountered.

**Ammonia and TKN- Semi-Automated Method (SM 4500-NH3-G):**
No analytical problems were encountered.

**RSK-175 CO2 (RSK-175):**

McCampbell Analytical, Inc. in Pittsburg, CA performed the analysis (see sublab report section for certifications). Please see the McCampbell Analytical, Inc. case narrative.

# ENTHALPY ANALYTICAL

**Chain of Custody Record**

Lab No: 557895

Page: 1 of 1

**Turn Around Time (rush by advanced notice only)**

| | | | | | |
|---|---|---|---|---|---|
| Standard: | X | 5 Day: | | 3 Day: | |
| 2 Day: | | 1 Day: | | Custom TAT: | |

**Enthalpy Analytical**
931 W Barkely Ave, Orange, CA 92868
(714) 771-6900

**Matrix:** A = Air S = Soil/Solid
W = Water DW = Drinking Wate SD = Sediment
PP = Pure Product SEA = Sea Water
SW = Swab T = Tissue WP = Wipe O = Other

**Preservatives:**
1 = $Na_2S_2O_3$ 2 = HCl 3 = $HNO_3$
4 = $H_2SO_4$ 5 = NaOH 6 = Other

**Sample Receipt Temp:** 3.6 / 4.0 (lab use only)

| CUSTOMER INFORMATION | | PROJECT INFORMATION | |
|---|---|---|---|
| Company: | Chiquita Canyon Landfill | Name: | Matt Breuer |
| Report To: | Matt Breuer | Number: | 661-257-3655 |
| Email: | Matthew.Breuer@wasteconnections.com | P.O. #: | |
| Address: | 29201 Henry Mayo Drive | Address: | |
| | Castaic, CA, 91384 | | |
| Phone: | 661-257-3655 | Global ID: | L10003464243 |
| Fax: | | Sampled By: | Paul Chang |

**Analysis Request**

**Test Instructions / Comments**

**Quarterly MPars**

cc report to: pchang@changenvironmental.com Basic EDD & GeoTracker EDF

| | Sample ID | Sampling Date | Sampling Time | Matrix | Container No. / Size | Pres. | VOCs (EPA 8260B) | 1,4-Dioxane | Alkalinity, total | Bicarbonate as CaCO3 | Ammonia-N, Nitrate-N | COD, Cl, SO4, TDS, TOC | B, Ca, Fe, K, Mg, Mn, Na | Bromide, Fluoride, Sulfide | Carbon dioxide | Test Instructions / Comments |
|---|---|---|---|---|---|---|---|---|---|---|---|---|---|---|---|---|
| 1 | DW-28 | 4/20/26 | 857 | GW | 13 | var. | X | X | X | X | X | X | X | X | X | |
| 2 | DW-17 | ↓ | 1021 | ↓ | ↓ | ↓ | X | X | X | X | X | X | X | X | X | |
| 3 | DW-9 | ↓ | 1159 | ↓ | ↓ | ↓ | X | X | X | X | X | X | X | X | X | |
| 4 | DW-29 | ↓ | 1312 | ↓ | ↓ | ↓ | X | X | X | X | X | X | X | X | X | |
| 5 | QCFB | ↓ | 900 | FB | 3 | ↓ | X | | | | | | | | | |
| 6 | QCTB | — | — | TB | 2 | ↓ | X | | | | | | | | | |
| 7 | | | | | | | | | | | | | | | | |
| 8 | | | | | | | | | | | | | | | | |
| 9 | | | | | | | | | | | | | | | | |
| 10 | | | | | | | | | | | | | | | | |

Login 557895

| | Signature | Print Name | Company / Title | Date / Time |
|---|---|---|---|---|
| 1 Relinquished By: | [signature] | Paul Chang | CEI | 4/20/26 |
| 1 Received By: | [signature] | ALICE T | EA/NH | 4/20/26 14:25 |
| 2 Relinquished By: | [signature] | Alice T | EA/NH | 4/21/26 910 |
| 2 Received By: | [signature] | gema | eANH | 4.21.26 910 |
| 3 Relinquished By: | | gema | eANH | 4.21.26 1030 |
| 3 Received By: | [signature] | Derek P | EA | 4-21-26 1137 |

RELI: Derek P EA 4-21-26 1223 Reci [signature] NCH EA 4-21-26 1223

# SAMPLE RECEIPT CHECKLIST

**Section 1: General Info**

Date Received: 4/20/26 WO# 557895 Client: Chiquita Canyon landfill

**Section 2: Shipping / Custody** **Are custody seals present? ☐ Yes ☐ No**

Custody seals intact on arrival? ☐ N/A ☐ Yes ☐ No ☐ On cooler / box ☐ On samples

Shipping Info: Walk in or Pickup

**Section 3a: Condition / Packaging** ☐ **Outside 0.0 - 6.0°C (0.0 - 10.0°C for microbiology) (PM notified)**

Date Opened 4/20/26 By (initials) JWL AXT Type of ice used : ☒ Wet ☐ Blue/Gel ☐ None

☒ Samples received on ice directly from the field; cooling process had begun. (if checked, skip temperatures)

☐ Sample matrix doesn't require cooling (e.g. air, bulk PCB). (if checked, skip temperatures)

If no cooler: Observed/Adjusted Temp (°C): ____ / ____ Thermometer/IR Gun: IR03 CF: -0.8C

Cooler Temp (°C) #1: 16.2/15.4 #2: ____/____ #3: ____/____ #4: ____/____ #5: ____/____ #6: ____/____

**Section 3b: Microbiology Samples** ☐ **No microbiology samples submitted (skip 3b)**

☐ Within temp range 0.0 - 10.0°C or received on ice directly from field.

☐ Adequate headspace for microbiology analysis.

**Section 3c: Air Samples** ☐ **No air samples submitted (skip 3c)**

☐ 1.4L Canisters ☐ 6L Canisters ☐ Tedlar Bags ☐ MCE Cassettes ☐ Sorbent Tubes ☐ Other____

| **Section 4: Containers / Labels / Samples** | YES | NO | N/A |
|---|---|---|---|
| 1) Were custody papers present, filled properly, and legible? | X | | |
| 2) Is the sampler's name present on the CoC? | X | | |
| 3) Were containers received in good condition (unbroken / unopened / uncompromised)? | X | | |
| 4) Were the samples bagged? (required for microbiology samples; recommended for soil samples) | 2 | | |
| 5) Were all of, and only, the correct samples received? | X | | |
| 6) Are sample labels present, legible, and in agreement with the CoC? | X | | |
| 7) Does the container count match the CoC? | X | | |
| 8) Was sufficient sample volume / mass received for the analyses requested? | ✓ | | |
| 9) Were samples received in proper containers for the analyses requested? | X | | |
| 10) Were samples received with > 1/2 holding time remaining? | X | | |
| 11) Are samples properly preserved as indicated by CoC / labels? | X | | |
| 12) Unpreserved VOAs received - If necessary, was the hold time changed in LIMS? | | ✓ | |
| 13) Are VOA vials free from headspace/bubbles > 6mm? | | - | |

**Section 5: Explanations / Comments** ☐ **PM notified**

**Date Logged** 4/20/26 **By (print)** AXT **(sign)**

**Date Labeled** 4/20/26 **By (print)** AXT **(sign)**

# SAMPLE RECEIPT CHECKLIST

**Section 1: General Info**

Date Received: 4/21/26 WO# 557895 Client: WASTECONNECTIONS

**Section 2: Shipping / Custody** **Are custody seals present?** ☐ Yes ☒ No

Custody seals intact on arrival? ■ N/A ☐ Yes ☐ No ☐ On cooler / box ☐ On samples

■ Courier ☐ Walk-In ☐ Field Sampling ☐ Shipping Info: _____

**Section 3a: Condition / Packaging** ☐ **Outside 0.0 - 6.0°C (0.0 - 10.0°C for microbiology) (PM notified)**

Date Opened 4/21/26 By (initials) DEP Type of ice used: ■ Wet ☐ Blue/Gel ☐ None

☐ Samples received on ice directly from the field; cooling process had begun. (if checked, skip temperatures)

☐ Sample matrix doesn't require cooling (e.g. air, bulk PCB). (if checked, skip temperatures)

If no cooler: Observed/Adjusted Temp (°C): _____/_____ Thermometer/IR Gun: IR15 CF: +0.4

Cooler Temp (°C) #1: 3.6 / 4.0 #2: ____/____ #3: ____/____ #4: ____/____ #5: ____/____ #6: ____/____

**Section 3b: Microbiology Samples** ■ **No microbiology samples submitted (skip 3b)**

☐ Within temp range 0.0 - 10.0°C or received on ice directly from field.

☐ Adequate headspace for microbiology analysis.

**Section 3c: Air Samples** ■ **No air samples submitted (skip 3c)**

☐ 1.4L Canisters ☐ 6L Canisters ☐ Tedlar Bags ☐ MCE Cassettes ☐ Sorbent Tubes ☐ Other_____

| **Section 4: Containers / Labels / Samples** | YES | NO | N/A |
|---|---|---|---|
| 1) Were custody papers present, filled properly, and legible? | X | | |
| 2) Is the sampler's name present on the CoC? | X | | |
| 3) Were containers received in good condition (unbroken / unopened / uncompromised)? | *X | | |
| 4) Were the samples bagged? (required for microbiology samples; recommended for soil samples) | X | | |
| 5) Were all of, and only, the correct samples received? | X | | |
| 6) Are sample labels present, legible, and in agreement with the CoC? | X | | |
| 7) Does the container count match the CoC? | X | | |
| 8) Was sufficient sample volume / mass received for the analyses requested? | X | | |
| 9) Were samples received in proper containers for the analyses requested? | X | | |
| 10) Were samples received with > 1/2 holding time remaining? | X | | |
| 11) Are samples properly preserved as indicated by CoC / labels? | X | | |
| 12) Unpreserved VOAs received - If necessary, was the hold time changed in LIMS? | | X | |
| 13) Are VOA vials free from headspace/bubbles > 6mm? | | X | |

**Section 5: Explanations / Comments**

(If no comments are made, then no discrepancies noted.)

4.13: Sample -001 has 1/3 HCL VOA vials with headspace >6mm

4.3: For sample -004, 1/3 HCL VOA vials was received empty

☐ **No additional discrepancies**

**Date Logged** 4/20/26 **By (print)** AXT **(sign)** NA

**Date Labeled** 4/20/26 **By (print)** AXT **(sign)** NA

Onterris ENTHALPY ANALYTICAL

# Analysis Results for 557895

Matt Breuer
Waste Connections
Chiquita Canyon Landfill
29201 Henry Mayo Drive
Castaic, CA 91384

Lab Job #: 557895
Project No: GW MONITORING
Location: CCLF Groundwater
Date Received: 04/20/26

**Sample ID: DW-28** **Lab ID: 557895-001** **Collected: 04/20/26 08:57**
**Matrix: Water**

| 557895-001 Analyte | Result | Qual | Units | RL | MDL | DF | Batch | Prepared | Analyzed | Chemist |
|---|---|---|---|---|---|---|---|---|---|---|
| Method: EPA 300.0<br>Prep Method: METHOD | | | | | | | | | | |
| Fluoride | **1.3** | | mg/L | 0.20 | 0.083 | 1 | 401381 | 04/21/26 12:59 | 04/21/26 21:45 | KUM |
| Chloride | **35** | | mg/L | 1.0 | 0.27 | 1 | 401381 | 04/21/26 12:59 | 04/21/26 21:45 | KUM |
| Bromide | **0.18** | J | mg/L | 0.30 | 0.038 | 1 | 401381 | 04/21/26 12:59 | 04/21/26 21:45 | KUM |
| Nitrogen, Nitrate | ND | | mg/L | 0.10 | 0.05 | 1 | 401381 | 04/21/26 12:59 | 04/21/26 21:45 | KUM |
| Sulfate | **470** | | mg/L | 10 | 2.0 | 10 | 401381 | 04/21/26 12:59 | 04/21/26 22:07 | KUM |
| Method: EPA 350.1<br>Prep Method: METHOD | | | | | | | | | | |
| Ammonia-N | **0.30** | | mg/L | 0.10 | 0.068 | 1 | 401466 | 04/22/26 | 04/22/26 | JAK |
| Method: EPA 410.4<br>Prep Method: EPA 410.4 | | | | | | | | | | |
| Chemical Oxygen Demand | ND | | mg/L | 4.0 | 2.6 | 1 | 402341 | 04/30/26 | 04/30/26 | AAB |
| Method: EPA 6010B<br>Prep Method: EPA 3015A | | | | | | | | | | |
| Boron | **1.4** | | mg/L | 0.050 | 0.0023 | 1 | 401548 | 04/22/26 | 04/22/26 | KAM |
| Calcium | **4.6** | | mg/L | 0.10 | 0.0095 | 1 | 401446 | 04/21/26 | 04/21/26 | KAM |
| Iron | ND | | mg/L | 0.050 | 0.017 | 1 | 401446 | 04/21/26 | 04/21/26 | KAM |
| Magnesium | **0.78** | | mg/L | 0.10 | 0.017 | 1 | 401446 | 04/21/26 | 04/21/26 | KAM |
| Manganese | **0.013** | | mg/L | 0.010 | 0.00075 | 1 | 401446 | 04/21/26 | 04/21/26 | KAM |
| Potassium | **0.86** | | mg/L | 0.50 | 0.20 | 1 | 401446 | 04/21/26 | 04/21/26 | KAM |
| Sodium | **360** | | mg/L | 0.50 | 0.017 | 1 | 401446 | 04/21/26 | 04/21/26 | KAM |
| Method: EPA 8260B<br>Prep Method: EPA 5030B | | | | | | | | | | |
| Freon 12 | ND | | ug/L | 1.0 | 0.1 | 1 | 401444 | 04/21/26 | 04/21/26 | LYZ |
| Chloromethane | ND | | ug/L | 1.0 | 0.2 | 1 | 401444 | 04/21/26 | 04/21/26 | LYZ |
| Vinyl Chloride | ND | | ug/L | 0.5 | 0.1 | 1 | 401444 | 04/21/26 | 04/21/26 | LYZ |
| 1,1-Dichloroethene | ND | | ug/L | 0.5 | 0.08 | 1 | 401444 | 04/21/26 | 04/21/26 | LYZ |
| Methylene Chloride | ND | | ug/L | 10 | 0.2 | 1 | 401444 | 04/21/26 | 04/21/26 | LYZ |
| 1,1-Dichloroethane | ND | | ug/L | 0.5 | 0.1 | 1 | 401444 | 04/21/26 | 04/21/26 | LYZ |
| cis-1,2-Dichloroethene | ND | | ug/L | 0.5 | 0.09 | 1 | 401444 | 04/21/26 | 04/21/26 | LYZ |
| 1,2-Dichloroethane | ND | | ug/L | 0.5 | 0.1 | 1 | 401444 | 04/21/26 | 04/21/26 | LYZ |
| Benzene | ND | | ug/L | 0.5 | 0.1 | 1 | 401444 | 04/21/26 | 04/21/26 | LYZ |
| Trichloroethene | ND | | ug/L | 0.5 | 0.1 | 1 | 401444 | 04/21/26 | 04/21/26 | LYZ |
| Tetrachloroethene | ND | | ug/L | 0.5 | 0.1 | 1 | 401444 | 04/21/26 | 04/21/26 | LYZ |
| 1,4-Dichlorobenzene | ND | | ug/L | 0.5 | 0.2 | 1 | 401444 | 04/21/26 | 04/21/26 | LYZ |
| **Surrogates** | | | | **Limits** | | | | | | |
| Dibromofluoromethane | 99% | | %REC | 70-130 | | 1 | 401444 | 04/21/26 | 04/21/26 | LYZ |
| 1,2-Dichloroethane-d4 | 106% | | %REC | 70-130 | | 1 | 401444 | 04/21/26 | 04/21/26 | LYZ |
| Toluene-d8 | 97% | | %REC | 70-130 | | 1 | 401444 | 04/21/26 | 04/21/26 | LYZ |
| Bromofluorobenzene | 97% | | %REC | 70-130 | | 1 | 401444 | 04/21/26 | 04/21/26 | LYZ |



Results for any subcontracted analyses are not included in this section.

# Analysis Results for 557895

| 557895-001 Analyte | Result | Qual | Units | RL | MDL | DF | Batch | Prepared | Analyzed | Chemist |
|---|---|---|---|---|---|---|---|---|---|---|
| Method: EPA 8270C-SIM<br>Prep Method: EPA 3535 | | | | | | | | | | |
| 1,4-Dioxane | ND | | ug/L | 1.0 | 0.84 | 1 | 401429 | 04/21/26 | 04/22/26 | ZFA |
| **Surrogates** | | | | **Limits** | | | | | | |
| 1,4-Dioxane-d8 (SUR) | 101% | | %REC | 80-120 | | 1 | 401429 | 04/21/26 | 04/22/26 | ZFA |
| Method: SM 4500-S2-D<br>Prep Method: METHOD | | | | | | | | | | |
| Sulfide | ND | | mg/L | 0.10 | | 1 | 401586 | 04/22/26 | 04/22/26 | TXC |
| Method: SM 5310B<br>Prep Method: SM 5310B | | | | | | | | | | |
| Total Organic Carbon | **3.2** | | mg/L | 1.0 | 0.49 | 1 | 401500 | 04/22/26 | 04/22/26 | BDR |
| Method: SM2320B<br>Prep Method: METHOD | | | | | | | | | | |
| Alkalinity, Bicarbonate, as CaCO3 | **310** | | mg/L | 5.0 | | 2.5 | 401445 | 04/22/26 | 04/22/26 | WWC |
| Alkalinity, Total as CaCO3 | **360** | | mg/L | 5.0 | | 2.5 | 401445 | 04/22/26 | 04/22/26 | WWC |
| Method: SM2540C<br>Prep Method: METHOD | | | | | | | | | | |
| Total Dissolved Solids | **1,100** | | mg/L | 20 | | 2 | 401642 | 04/23/26 | 04/24/26 | JAG |



Results for any subcontracted analyses are not included in this section.

Onterris ENTHALPY ANALYTICAL

# Analysis Results for 557895

| Sample ID: DW-17 | Lab ID: 557895-002 | Collected: 04/20/26 10:21 |
|---|---|---|
| | Matrix: Water | |

| 557895-002 Analyte | Result | Qual | Units | RL | MDL | DF | Batch | Prepared | Analyzed | Chemist |
|---|---|---|---|---|---|---|---|---|---|---|
| Method: EPA 300.0<br>Prep Method: METHOD | | | | | | | | | | |
| Fluoride | **0.18** | J | mg/L | 0.20 | 0.083 | 1 | 401381 | 04/21/26 12:59 | 04/21/26 23:12 | KUM |
| Chloride | **150** | | mg/L | 1.0 | 0.27 | 1 | 401381 | 04/21/26 12:59 | 04/21/26 23:12 | KUM |
| Bromide | **0.30** | | mg/L | 0.30 | 0.038 | 1 | 401381 | 04/21/26 12:59 | 04/21/26 23:12 | KUM |
| Nitrogen, Nitrate | **0.89** | | mg/L | 0.10 | 0.05 | 1 | 401381 | 04/21/26 12:59 | 04/21/26 23:12 | KUM |
| Sulfate | **190** | | mg/L | 10 | 2.0 | 10 | 401381 | 04/21/26 12:59 | 04/21/26 23:34 | KUM |
| Method: EPA 350.1<br>Prep Method: METHOD | | | | | | | | | | |
| Ammonia-N | **0.10** | | mg/L | 0.10 | 0.068 | 1 | 401466 | 04/22/26 | 04/22/26 | JAK |
| Method: EPA 410.4<br>Prep Method: EPA 410.4 | | | | | | | | | | |
| Chemical Oxygen Demand | **8.0** | | mg/L | 4.0 | 2.6 | 1 | 401632 | 04/23/26 | 04/23/26 | ARM |
| Method: EPA 6010B<br>Prep Method: EPA 3015A | | | | | | | | | | |
| Boron | **0.090** | | mg/L | 0.050 | 0.0023 | 1 | 401548 | 04/22/26 | 04/22/26 | KAM |
| Calcium | **4.7** | | mg/L | 0.10 | 0.0095 | 1 | 401446 | 04/21/26 | 04/21/26 | KAM |
| Iron | ND | | mg/L | 0.050 | 0.017 | 1 | 401446 | 04/21/26 | 04/21/26 | KAM |
| Magnesium | **0.12** | | mg/L | 0.10 | 0.017 | 1 | 401446 | 04/21/26 | 04/21/26 | KAM |
| Manganese | ND | | mg/L | 0.010 | 0.00075 | 1 | 401446 | 04/21/26 | 04/21/26 | KAM |
| Potassium | **0.65** | | mg/L | 0.50 | 0.20 | 1 | 401446 | 04/21/26 | 04/21/26 | KAM |
| Sodium | **220** | | mg/L | 0.50 | 0.017 | 1 | 401446 | 04/21/26 | 04/21/26 | KAM |
| Method: EPA 8260B<br>Prep Method: EPA 5030B | | | | | | | | | | |
| Freon 12 | ND | | ug/L | 1.0 | 0.1 | 1 | 401444 | 04/21/26 | 04/21/26 | LYZ |
| Chloromethane | ND | | ug/L | 1.0 | 0.2 | 1 | 401444 | 04/21/26 | 04/21/26 | LYZ |
| Vinyl Chloride | ND | | ug/L | 0.5 | 0.1 | 1 | 401444 | 04/21/26 | 04/21/26 | LYZ |
| 1,1-Dichloroethene | ND | | ug/L | 0.5 | 0.08 | 1 | 401444 | 04/21/26 | 04/21/26 | LYZ |
| Methylene Chloride | ND | | ug/L | 10 | 0.2 | 1 | 401444 | 04/21/26 | 04/21/26 | LYZ |
| 1,1-Dichloroethane | ND | | ug/L | 0.5 | 0.1 | 1 | 401444 | 04/21/26 | 04/21/26 | LYZ |
| cis-1,2-Dichloroethene | ND | | ug/L | 0.5 | 0.09 | 1 | 401444 | 04/21/26 | 04/21/26 | LYZ |
| 1,2-Dichloroethane | ND | | ug/L | 0.5 | 0.1 | 1 | 401444 | 04/21/26 | 04/21/26 | LYZ |
| Benzene | ND | | ug/L | 0.5 | 0.1 | 1 | 401444 | 04/21/26 | 04/21/26 | LYZ |
| Trichloroethene | ND | | ug/L | 0.5 | 0.1 | 1 | 401444 | 04/21/26 | 04/21/26 | LYZ |
| Tetrachloroethene | ND | | ug/L | 0.5 | 0.1 | 1 | 401444 | 04/21/26 | 04/21/26 | LYZ |
| 1,4-Dichlorobenzene | ND | | ug/L | 0.5 | 0.2 | 1 | 401444 | 04/21/26 | 04/21/26 | LYZ |
| **Surrogates** | | | | **Limits** | | | | | | |
| Dibromofluoromethane | 99% | | %REC | 70-130 | | 1 | 401444 | 04/21/26 | 04/21/26 | LYZ |
| 1,2-Dichloroethane-d4 | 104% | | %REC | 70-130 | | 1 | 401444 | 04/21/26 | 04/21/26 | LYZ |
| Toluene-d8 | 96% | | %REC | 70-130 | | 1 | 401444 | 04/21/26 | 04/21/26 | LYZ |
| Bromofluorobenzene | 98% | | %REC | 70-130 | | 1 | 401444 | 04/21/26 | 04/21/26 | LYZ |
| Method: EPA 8270C-SIM<br>Prep Method: EPA 3535 | | | | | | | | | | |
| 1,4-Dioxane | ND | | ug/L | 1.0 | 0.84 | 1 | 401429 | 04/21/26 | 04/22/26 | ZFA |
| **Surrogates** | | | | **Limits** | | | | | | |
| 1,4-Dioxane-d8 (SUR) | 100% | | %REC | 80-120 | | 1 | 401429 | 04/21/26 | 04/22/26 | ZFA |



Results for any subcontracted analyses are not included in this section.

# Analysis Results for 557895

| 557895-002 Analyte | Result | Qual | Units | RL | MDL | DF | Batch | Prepared | Analyzed | Chemist |
|---|---|---|---|---|---|---|---|---|---|---|
| Method: SM 4500-S2-D<br>Prep Method: METHOD | | | | | | | | | | |
| Sulfide | ND | | mg/L | 0.10 | | 1 | 401586 | 04/22/26 | 04/22/26 | TXC |
| Method: SM 5310B<br>Prep Method: SM 5310B | | | | | | | | | | |
| Total Organic Carbon | **1.3** | | mg/L | 1.0 | 0.49 | 1 | 401500 | 04/22/26 | 04/22/26 | BDR |
| Method: SM2320B<br>Prep Method: METHOD | | | | | | | | | | |
| Alkalinity, Bicarbonate, as CaCO3 | **120** | | mg/L | 5.0 | | 2.5 | 401445 | 04/22/26 | 04/22/26 | WWC |
| Alkalinity, Total as CaCO3 | **160** | | mg/L | 5.0 | | 2.5 | 401445 | 04/22/26 | 04/22/26 | WWC |
| Method: SM2540C<br>Prep Method: METHOD | | | | | | | | | | |
| Total Dissolved Solids | **670** | | mg/L | 20 | | 2 | 401642 | 04/23/26 | 04/24/26 | JAG |



Results for any subcontracted analyses are not included in this section.

# Analysis Results for 557895

| Sample ID: DW-9 | Lab ID: 557895-003 | Collected: 04/20/26 11:59 |
|---|---|---|
| | Matrix: Water | |

| 557895-003 Analyte | Result | Qual | Units | RL | MDL | DF | Batch | Prepared | Analyzed | Chemist |
|---|---|---|---|---|---|---|---|---|---|---|
| Method: EPA 300.0<br>Prep Method: METHOD | | | | | | | | | | |
| Fluoride | **2.0** | | mg/L | 0.20 | 0.083 | 1 | 401381 | 04/21/26 12:59 | 04/22/26 00:40 | KUM |
| Chloride | **80** | | mg/L | 1.0 | 0.27 | 1 | 401381 | 04/21/26 12:59 | 04/22/26 00:40 | KUM |
| Bromide | **0.24** | J | mg/L | 0.30 | 0.038 | 1 | 401381 | 04/21/26 12:59 | 04/22/26 00:40 | KUM |
| Nitrogen, Nitrate | **2.3** | | mg/L | 0.10 | 0.05 | 1 | 401381 | 04/21/26 12:59 | 04/22/26 00:40 | KUM |
| Sulfate | **680** | | mg/L | 10 | 2.0 | 10 | 401381 | 04/21/26 12:59 | 04/22/26 01:02 | KUM |
| Method: EPA 350.1<br>Prep Method: METHOD | | | | | | | | | | |
| Ammonia-N | ND | | mg/L | 0.10 | 0.068 | 1 | 401466 | 04/22/26 | 04/22/26 | JAK |
| Method: EPA 410.4<br>Prep Method: EPA 410.4 | | | | | | | | | | |
| Chemical Oxygen Demand | **4.0** | | mg/L | 4.0 | 2.6 | 1 | 401632 | 04/23/26 | 04/23/26 | ARM |
| Method: EPA 6010B<br>Prep Method: EPA 3015A | | | | | | | | | | |
| Boron | **0.58** | | mg/L | 0.050 | 0.0023 | 1 | 401548 | 04/22/26 | 04/22/26 | KAM |
| Calcium | **20** | | mg/L | 0.10 | 0.0095 | 1 | 401446 | 04/21/26 | 04/21/26 | KAM |
| Iron | ND | | mg/L | 0.050 | 0.017 | 1 | 401446 | 04/21/26 | 04/21/26 | KAM |
| Magnesium | **2.1** | | mg/L | 0.10 | 0.017 | 1 | 401446 | 04/21/26 | 04/21/26 | KAM |
| Manganese | ND | | mg/L | 0.010 | 0.00075 | 1 | 401446 | 04/21/26 | 04/21/26 | KAM |
| Potassium | **1.4** | | mg/L | 0.50 | 0.20 | 1 | 401446 | 04/21/26 | 04/21/26 | KAM |
| Sodium | **380** | | mg/L | 0.50 | 0.017 | 1 | 401446 | 04/21/26 | 04/21/26 | KAM |
| Method: EPA 8260B<br>Prep Method: EPA 5030B | | | | | | | | | | |
| Freon 12 | ND | | ug/L | 1.0 | 0.1 | 1 | 401444 | 04/21/26 | 04/21/26 | LYZ |
| Chloromethane | ND | | ug/L | 1.0 | 0.2 | 1 | 401444 | 04/21/26 | 04/21/26 | LYZ |
| Vinyl Chloride | ND | | ug/L | 0.5 | 0.1 | 1 | 401444 | 04/21/26 | 04/21/26 | LYZ |
| 1,1-Dichloroethene | ND | | ug/L | 0.5 | 0.08 | 1 | 401444 | 04/21/26 | 04/21/26 | LYZ |
| Methylene Chloride | ND | | ug/L | 10 | 0.2 | 1 | 401444 | 04/21/26 | 04/21/26 | LYZ |
| 1,1-Dichloroethane | ND | | ug/L | 0.5 | 0.1 | 1 | 401444 | 04/21/26 | 04/21/26 | LYZ |
| cis-1,2-Dichloroethene | ND | | ug/L | 0.5 | 0.09 | 1 | 401444 | 04/21/26 | 04/21/26 | LYZ |
| 1,2-Dichloroethane | ND | | ug/L | 0.5 | 0.1 | 1 | 401444 | 04/21/26 | 04/21/26 | LYZ |
| Benzene | ND | | ug/L | 0.5 | 0.1 | 1 | 401444 | 04/21/26 | 04/21/26 | LYZ |
| Trichloroethene | ND | | ug/L | 0.5 | 0.1 | 1 | 401444 | 04/21/26 | 04/21/26 | LYZ |
| Tetrachloroethene | ND | | ug/L | 0.5 | 0.1 | 1 | 401444 | 04/21/26 | 04/21/26 | LYZ |
| 1,4-Dichlorobenzene | ND | | ug/L | 0.5 | 0.2 | 1 | 401444 | 04/21/26 | 04/21/26 | LYZ |
| **Surrogates** | | | | **Limits** | | | | | | |
| Dibromofluoromethane | 100% | | %REC | 70-130 | | 1 | 401444 | 04/21/26 | 04/21/26 | LYZ |
| 1,2-Dichloroethane-d4 | 108% | | %REC | 70-130 | | 1 | 401444 | 04/21/26 | 04/21/26 | LYZ |
| Toluene-d8 | 96% | | %REC | 70-130 | | 1 | 401444 | 04/21/26 | 04/21/26 | LYZ |
| Bromofluorobenzene | 98% | | %REC | 70-130 | | 1 | 401444 | 04/21/26 | 04/21/26 | LYZ |
| Method: EPA 8270C-SIM<br>Prep Method: EPA 3535 | | | | | | | | | | |
| 1,4-Dioxane | ND | | ug/L | 1.0 | 0.84 | 1 | 401429 | 04/21/26 | 04/22/26 | ZFA |
| **Surrogates** | | | | **Limits** | | | | | | |
| 1,4-Dioxane-d8 (SUR) | 102% | | %REC | 80-120 | | 1 | 401429 | 04/21/26 | 04/22/26 | ZFA |



Results for any subcontracted analyses are not included in this section.

# Analysis Results for 557895

| 557895-003 Analyte | Result | Qual | Units | RL | MDL | DF | Batch | Prepared | Analyzed | Chemist |
|---|---|---|---|---|---|---|---|---|---|---|
| Method: SM 4500-S2-D<br>Prep Method: METHOD | | | | | | | | | | |
| Sulfide | ND | | mg/L | 0.10 | | 1 | 401586 | 04/22/26 | 04/22/26 | TXC |
| Method: SM 5310B<br>Prep Method: SM 5310B | | | | | | | | | | |
| Total Organic Carbon | **1.9** | | mg/L | 1.0 | 0.49 | 1 | 401500 | 04/22/26 | 04/22/26 | BDR |
| Method: SM2320B<br>Prep Method: METHOD | | | | | | | | | | |
| Alkalinity, Bicarbonate, as CaCO3 | **150** | | mg/L | 5.0 | | 2.5 | 401445 | 04/22/26 | 04/22/26 | WWC |
| Alkalinity, Total as CaCO3 | **170** | | mg/L | 5.0 | | 2.5 | 401445 | 04/22/26 | 04/22/26 | WWC |
| Method: SM2540C<br>Prep Method: METHOD | | | | | | | | | | |
| Total Dissolved Solids | **1,300** | | mg/L | 20 | | 2 | 401642 | 04/23/26 | 04/24/26 | JAG |



Results for any subcontracted analyses are not included in this section.

# Analysis Results for 557895

| Sample ID: DW-29 | Lab ID: 557895-004 | Collected: 04/20/26 13:12 |
|---|---|---|
| | Matrix: Water | |

| 557895-004 Analyte | Result | Qual | Units | RL | MDL | DF | Batch | Prepared | Analyzed | Chemist |
|---|---|---|---|---|---|---|---|---|---|---|
| Method: EPA 300.0<br>Prep Method: METHOD | | | | | | | | | | |
| Fluoride | **0.34** | | mg/L | 0.20 | 0.083 | 1 | 401381 | 04/21/26 12:59 | 04/22/26 01:24 | KUM |
| Chloride | **96** | | mg/L | 1.0 | 0.27 | 1 | 401381 | 04/21/26 12:59 | 04/22/26 01:24 | KUM |
| Bromide | **0.36** | | mg/L | 0.30 | 0.038 | 1 | 401381 | 04/21/26 12:59 | 04/22/26 01:24 | KUM |
| Nitrogen, Nitrate | **1.9** | | mg/L | 0.10 | 0.05 | 1 | 401381 | 04/21/26 12:59 | 04/22/26 01:24 | KUM |
| Sulfate | **380** | | mg/L | 10 | 2.0 | 10 | 401381 | 04/21/26 12:59 | 04/22/26 01:46 | KUM |
| Method: EPA 350.1<br>Prep Method: METHOD | | | | | | | | | | |
| Ammonia-N | **0.072** | J | mg/L | 0.10 | 0.068 | 1 | 401466 | 04/22/26 | 04/22/26 | JAK |
| Method: EPA 410.4<br>Prep Method: EPA 410.4 | | | | | | | | | | |
| Chemical Oxygen Demand | **17** | | mg/L | 4.0 | 2.6 | 1 | 401632 | 04/23/26 | 04/23/26 | ARM |
| Method: EPA 6010B<br>Prep Method: EPA 3015A | | | | | | | | | | |
| Boron | **0.38** | | mg/L | 0.050 | 0.0023 | 1 | 401548 | 04/22/26 | 04/22/26 | KAM |
| Calcium | **76** | | mg/L | 0.10 | 0.0095 | 1 | 401446 | 04/21/26 | 04/21/26 | KAM |
| Iron | **0.13** | | mg/L | 0.050 | 0.017 | 1 | 401446 | 04/21/26 | 04/21/26 | KAM |
| Magnesium | **10** | | mg/L | 0.10 | 0.017 | 1 | 401446 | 04/21/26 | 04/21/26 | KAM |
| Manganese | **0.23** | | mg/L | 0.010 | 0.00075 | 1 | 401446 | 04/21/26 | 04/21/26 | KAM |
| Potassium | **1.5** | | mg/L | 0.50 | 0.20 | 1 | 401446 | 04/21/26 | 04/21/26 | KAM |
| Sodium | **240** | | mg/L | 0.50 | 0.017 | 1 | 401446 | 04/21/26 | 04/21/26 | KAM |
| Method: EPA 8260B<br>Prep Method: EPA 5030B | | | | | | | | | | |
| Freon 12 | ND | | ug/L | 1.0 | 0.1 | 1 | 401444 | 04/22/26 | 04/22/26 | LYZ |
| Chloromethane | ND | | ug/L | 1.0 | 0.2 | 1 | 401444 | 04/22/26 | 04/22/26 | LYZ |
| Vinyl Chloride | ND | | ug/L | 0.5 | 0.1 | 1 | 401444 | 04/22/26 | 04/22/26 | LYZ |
| 1,1-Dichloroethene | ND | | ug/L | 0.5 | 0.08 | 1 | 401444 | 04/22/26 | 04/22/26 | LYZ |
| Methylene Chloride | ND | | ug/L | 10 | 0.2 | 1 | 401444 | 04/22/26 | 04/22/26 | LYZ |
| 1,1-Dichloroethane | ND | | ug/L | 0.5 | 0.1 | 1 | 401444 | 04/22/26 | 04/22/26 | LYZ |
| cis-1,2-Dichloroethene | ND | | ug/L | 0.5 | 0.09 | 1 | 401444 | 04/22/26 | 04/22/26 | LYZ |
| 1,2-Dichloroethane | ND | | ug/L | 0.5 | 0.1 | 1 | 401444 | 04/22/26 | 04/22/26 | LYZ |
| Benzene | ND | | ug/L | 0.5 | 0.1 | 1 | 401444 | 04/22/26 | 04/22/26 | LYZ |
| Trichloroethene | ND | | ug/L | 0.5 | 0.1 | 1 | 401444 | 04/22/26 | 04/22/26 | LYZ |
| Tetrachloroethene | ND | | ug/L | 0.5 | 0.1 | 1 | 401444 | 04/22/26 | 04/22/26 | LYZ |
| 1,4-Dichlorobenzene | ND | | ug/L | 0.5 | 0.2 | 1 | 401444 | 04/22/26 | 04/22/26 | LYZ |
| **Surrogates** | | | | **Limits** | | | | | | |
| Dibromofluoromethane | 99% | | %REC | 70-130 | | 1 | 401444 | 04/22/26 | 04/22/26 | LYZ |
| 1,2-Dichloroethane-d4 | 104% | | %REC | 70-130 | | 1 | 401444 | 04/22/26 | 04/22/26 | LYZ |
| Toluene-d8 | 97% | | %REC | 70-130 | | 1 | 401444 | 04/22/26 | 04/22/26 | LYZ |
| Bromofluorobenzene | 96% | | %REC | 70-130 | | 1 | 401444 | 04/22/26 | 04/22/26 | LYZ |
| Method: EPA 8270C-SIM<br>Prep Method: EPA 3535 | | | | | | | | | | |
| 1,4-Dioxane | ND | | ug/L | 1.0 | 0.84 | 1 | 401429 | 04/21/26 | 04/22/26 | ZFA |
| **Surrogates** | | | | **Limits** | | | | | | |
| 1,4-Dioxane-d8 (SUR) | 97% | | %REC | 80-120 | | 1 | 401429 | 04/21/26 | 04/22/26 | ZFA |



Results for any subcontracted analyses are not included in this section.

# Analysis Results for 557895

| 557895-004 Analyte | Result | Qual | Units | RL | MDL | DF | Batch | Prepared | Analyzed | Chemist |
|---|---|---|---|---|---|---|---|---|---|---|
| Method: SM 4500-S2-D<br>Prep Method: METHOD | | | | | | | | | | |
| Sulfide | ND | | mg/L | 0.10 | | 1 | 401586 | 04/22/26 | 04/22/26 | TXC |
| Method: SM 5310B<br>Prep Method: SM 5310B | | | | | | | | | | |
| Total Organic Carbon | **11** | | mg/L | 1.0 | 0.49 | 1 | 401500 | 04/22/26 | 04/22/26 | BDR |
| Method: SM2320B<br>Prep Method: METHOD | | | | | | | | | | |
| Alkalinity, Bicarbonate, as CaCO3 | ND | | mg/L | 5.0 | | 2.5 | 401445 | 04/22/26 | 04/22/26 | WWC |
| Alkalinity, Total as CaCO3 | ND | | mg/L | 5.0 | | 2.5 | 401445 | 04/22/26 | 04/22/26 | WWC |
| Method: SM2540C<br>Prep Method: METHOD | | | | | | | | | | |
| Total Dissolved Solids | **1,000** | | mg/L | 20 | | 2 | 401642 | 04/23/26 | 04/24/26 | JAG |

**Sample ID: QCFB** **Lab ID: 557895-005** **Collected: 04/20/26 09:00**
**Matrix: Water**

| 557895-005 Analyte | Result | Qual | Units | RL | MDL | DF | Batch | Prepared | Analyzed | Chemist |
|---|---|---|---|---|---|---|---|---|---|---|
| Method: EPA 8260B<br>Prep Method: EPA 5030B | | | | | | | | | | |
| Freon 12 | ND | | ug/L | 1.0 | 0.1 | 1 | 401444 | 04/22/26 | 04/22/26 | LYZ |
| Chloromethane | ND | | ug/L | 1.0 | 0.2 | 1 | 401444 | 04/22/26 | 04/22/26 | LYZ |
| Vinyl Chloride | ND | | ug/L | 0.5 | 0.1 | 1 | 401444 | 04/22/26 | 04/22/26 | LYZ |
| 1,1-Dichloroethene | ND | | ug/L | 0.5 | 0.08 | 1 | 401444 | 04/22/26 | 04/22/26 | LYZ |
| Methylene Chloride | **0.4** | J | ug/L | 10 | 0.2 | 1 | 401444 | 04/22/26 | 04/22/26 | LYZ |
| 1,1-Dichloroethane | ND | | ug/L | 0.5 | 0.1 | 1 | 401444 | 04/22/26 | 04/22/26 | LYZ |
| cis-1,2-Dichloroethene | ND | | ug/L | 0.5 | 0.09 | 1 | 401444 | 04/22/26 | 04/22/26 | LYZ |
| 1,2-Dichloroethane | ND | | ug/L | 0.5 | 0.1 | 1 | 401444 | 04/22/26 | 04/22/26 | LYZ |
| Benzene | ND | | ug/L | 0.5 | 0.1 | 1 | 401444 | 04/22/26 | 04/22/26 | LYZ |
| Trichloroethene | ND | | ug/L | 0.5 | 0.1 | 1 | 401444 | 04/22/26 | 04/22/26 | LYZ |
| Tetrachloroethene | ND | | ug/L | 0.5 | 0.1 | 1 | 401444 | 04/22/26 | 04/22/26 | LYZ |
| 1,4-Dichlorobenzene | ND | | ug/L | 0.5 | 0.2 | 1 | 401444 | 04/22/26 | 04/22/26 | LYZ |
| **Surrogates** | | | | **Limits** | | | | | | |
| Dibromofluoromethane | 99% | | %REC | 70-130 | | 1 | 401444 | 04/22/26 | 04/22/26 | LYZ |
| 1,2-Dichloroethane-d4 | 106% | | %REC | 70-130 | | 1 | 401444 | 04/22/26 | 04/22/26 | LYZ |
| Toluene-d8 | 97% | | %REC | 70-130 | | 1 | 401444 | 04/22/26 | 04/22/26 | LYZ |
| Bromofluorobenzene | 96% | | %REC | 70-130 | | 1 | 401444 | 04/22/26 | 04/22/26 | LYZ |



Results for any subcontracted analyses are not included in this section.

# Analysis Results for 557895

| Sample ID: QCTB | Lab ID: 557895-006 | Collected: 04/20/26 |
|---|---|---|
| | Matrix: Water | |

| 557895-006 Analyte | Result | Qual | Units | RL | MDL | DF | Batch | Prepared | Analyzed | Chemist |
|---|---|---|---|---|---|---|---|---|---|---|
| Method: EPA 8260B<br>Prep Method: EPA 5030B | | | | | | | | | | |
| Freon 12 | ND | | ug/L | 1.0 | 0.1 | 1 | 401444 | 04/22/26 | 04/22/26 | LYZ |
| Chloromethane | ND | | ug/L | 1.0 | 0.2 | 1 | 401444 | 04/22/26 | 04/22/26 | LYZ |
| Vinyl Chloride | ND | | ug/L | 0.5 | 0.1 | 1 | 401444 | 04/22/26 | 04/22/26 | LYZ |
| 1,1-Dichloroethene | ND | | ug/L | 0.5 | 0.08 | 1 | 401444 | 04/22/26 | 04/22/26 | LYZ |
| Methylene Chloride | **0.7** | J | ug/L | 10 | 0.2 | 1 | 401444 | 04/22/26 | 04/22/26 | LYZ |
| 1,1-Dichloroethane | ND | | ug/L | 0.5 | 0.1 | 1 | 401444 | 04/22/26 | 04/22/26 | LYZ |
| cis-1,2-Dichloroethene | ND | | ug/L | 0.5 | 0.09 | 1 | 401444 | 04/22/26 | 04/22/26 | LYZ |
| 1,2-Dichloroethane | ND | | ug/L | 0.5 | 0.1 | 1 | 401444 | 04/22/26 | 04/22/26 | LYZ |
| Benzene | ND | | ug/L | 0.5 | 0.1 | 1 | 401444 | 04/22/26 | 04/22/26 | LYZ |
| Trichloroethene | ND | | ug/L | 0.5 | 0.1 | 1 | 401444 | 04/22/26 | 04/22/26 | LYZ |
| Tetrachloroethene | ND | | ug/L | 0.5 | 0.1 | 1 | 401444 | 04/22/26 | 04/22/26 | LYZ |
| 1,4-Dichlorobenzene | ND | | ug/L | 0.5 | 0.2 | 1 | 401444 | 04/22/26 | 04/22/26 | LYZ |
| **Surrogates** | | | | **Limits** | | | | | | |
| Dibromofluoromethane | 98% | | %REC | 70-130 | | 1 | 401444 | 04/22/26 | 04/22/26 | LYZ |
| 1,2-Dichloroethane-d4 | 104% | | %REC | 70-130 | | 1 | 401444 | 04/22/26 | 04/22/26 | LYZ |
| Toluene-d8 | 96% | | %REC | 70-130 | | 1 | 401444 | 04/22/26 | 04/22/26 | LYZ |
| Bromofluorobenzene | 97% | | %REC | 70-130 | | 1 | 401444 | 04/22/26 | 04/22/26 | LYZ |

J Estimated value
ND Not Detected



Results for any subcontracted analyses are not included in this section.

# Batch QC

| | | |
|---|---|---|
| **Type:** Blank | **Lab ID:** QC1362179 | **Batch:** 401381 |
| **Matrix:** Water | **Method:** EPA 300.0 | **Prep Method:** METHOD |

| QC1362179 Analyte | Result | Qual | Units | RL | MDL | Prepared | Analyzed |
|---|---|---|---|---|---|---|---|
| Fluoride | ND | | mg/L | 0.20 | 0.083 | 04/21/26 10:09 | 04/21/26 11:33 |
| Chloride | ND | | mg/L | 1.0 | 0.27 | 04/21/26 10:09 | 04/21/26 11:33 |
| Bromide | ND | | mg/L | 0.30 | 0.038 | 04/21/26 10:09 | 04/21/26 11:33 |
| Nitrogen, Nitrate | ND | | mg/L | 0.10 | 0.05 | 04/21/26 10:09 | 04/21/26 11:33 |
| Sulfate | ND | | mg/L | 1.0 | 0.20 | 04/21/26 10:09 | 04/21/26 11:33 |

| | | |
|---|---|---|
| **Type:** Lab Control Sample | **Lab ID:** QC1362180 | **Batch:** 401381 |
| **Matrix:** Water | **Method:** EPA 300.0 | **Prep Method:** METHOD |

| QC1362180 Analyte | Result | Spiked | Units | Recovery | Qual | Limits |
|---|---|---|---|---|---|---|
| Fluoride | 10.16 | 10.00 | mg/L | 102% | | 90-110 |
| Chloride | 48.92 | 50.00 | mg/L | 98% | | 90-110 |
| Bromide | 15.49 | 15.00 | mg/L | 103% | | 90-110 |
| Nitrogen, Nitrate | 4.697 | 4.518 | mg/L | 104% | | 90-110 |
| Sulfate | 25.54 | 25.00 | mg/L | 102% | | 90-110 |

| | | |
|---|---|---|
| **Type:** Matrix Spike | **Lab ID:** QC1362181 | **Batch:** 401381 |
| **Matrix (Source ID):** Water (557917-001) | **Method:** EPA 300.0 | **Prep Method:** METHOD |

| QC1362181 Analyte | Result | Source Sample Result | Spiked | Units | Recovery | Qual | Limits | DF |
|---|---|---|---|---|---|---|---|---|
| Fluoride | 22.06 | 0.4905 | 20.00 | mg/L | 108% | | 80-129 | 1 |
| Chloride | 334.0 | 241.2 | 100.0 | mg/L | 93% | E | 80-123 | 1 |
| Bromide | 16.63 | 0.7122 | 15.00 | mg/L | 106% | | 80-121 | 1 |
| Nitrogen, Nitrate | 13.74 | 4.277 | 9.036 | mg/L | 105% | | 80-123 | 1 |
| Sulfate | 266.8 | 246.2 | 50.00 | mg/L | 41% | E,NM | 79-124 | 1 |

| | | |
|---|---|---|
| **Type:** Matrix Spike Duplicate | **Lab ID:** QC1362182 | **Batch:** 401381 |
| **Matrix (Source ID):** Water (557917-001) | **Method:** EPA 300.0 | **Prep Method:** METHOD |

| QC1362182 Analyte | Result | Source Sample Result | Spiked | Units | Recovery | Qual | Limits | RPD | RPD Lim | DF |
|---|---|---|---|---|---|---|---|---|---|---|
| Fluoride | 21.41 | 0.4905 | 20.00 | mg/L | 105% | | 80-129 | 3 | 21 | 1 |
| Chloride | 332.2 | 241.2 | 100.0 | mg/L | 91% | E | 80-123 | | 20 | 1 |
| Bromide | 16.16 | 0.7122 | 15.00 | mg/L | 103% | | 80-121 | 3 | 20 | 1 |
| Nitrogen, Nitrate | 13.44 | 4.277 | 9.036 | mg/L | 101% | | 80-123 | 2 | 20 | 1 |
| Sulfate | 265.8 | 246.2 | 50.00 | mg/L | 39% | E,NM | 79-124 | | 20 | 1 |

# Batch QC

| Type: | Matrix Spike | Lab ID: | QC1362245 | Batch: | 401381 |
|---|---|---|---|---|---|
| Matrix (Source ID): | Water (557895-001) | Method: | EPA 300.0 | Prep Method: | METHOD |

| QC1362245 Analyte | Result | Source Sample Result | Spiked | Units | Recovery | Qual | Limits | DF |
|---|---|---|---|---|---|---|---|---|
| Fluoride | 22.52 | 1.302 | 20.00 | mg/L | 106% | | 80-129 | 1 |
| Chloride | 141.2 | 35.31 | 100.0 | mg/L | 106% | | 80-123 | 1 |
| Bromide | 15.87 | 0.1819 | 15.00 | mg/L | 105% | | 80-121 | 1 |
| Nitrogen, Nitrate | 9.526 | ND | 9.036 | mg/L | 105% | | 80-123 | 1 |
| Sulfate | 413.5 | 467.7 | 50.00 | mg/L | -108% | E,NM | 79-124 | 1 |

| Type: | Matrix Spike Duplicate | Lab ID: | QC1362246 | Batch: | 401381 |
|---|---|---|---|---|---|
| Matrix (Source ID): | Water (557895-001) | Method: | EPA 300.0 | Prep Method: | METHOD |

| QC1362246 Analyte | Result | Source Sample Result | Spiked | Units | Recovery | Qual | Limits | RPD | RPD Lim | DF |
|---|---|---|---|---|---|---|---|---|---|---|
| Fluoride | 22.74 | 1.302 | 20.00 | mg/L | 107% | | 80-129 | 1 | 21 | 1 |
| Chloride | 142.5 | 35.31 | 100.0 | mg/L | 107% | | 80-123 | 1 | 20 | 1 |
| Bromide | 15.96 | 0.1819 | 15.00 | mg/L | 105% | | 80-121 | 1 | 20 | 1 |
| Nitrogen, Nitrate | 9.595 | ND | 9.036 | mg/L | 106% | | 80-123 | 1 | 20 | 1 |
| Sulfate | 412.5 | 467.7 | 50.00 | mg/L | -110% | E,NM | 79-124 | | 20 | 1 |

| Type: | Blank | Lab ID: | QC1362451 | Batch: | 401466 |
|---|---|---|---|---|---|
| Matrix: | Water | Method: | EPA 350.1 | Prep Method: | METHOD |

| QC1362451 Analyte | Result | Qual | Units | RL | MDL | Prepared | Analyzed |
|---|---|---|---|---|---|---|---|
| Ammonia-N | ND | | mg/L | 0.10 | 0.068 | 04/22/26 | 04/22/26 |

| Type: | Lab Control Sample | Lab ID: | QC1362452 | Batch: | 401466 |
|---|---|---|---|---|---|
| Matrix: | Water | Method: | EPA 350.1 | Prep Method: | METHOD |

| QC1362452 Analyte | Result | Spiked | Units | Recovery | Qual | Limits |
|---|---|---|---|---|---|---|
| Ammonia-N | 0.9038 | 1.000 | mg/L | 90% | | 90-110 |

| Type: | Matrix Spike | Lab ID: | QC1362453 | Batch: | 401466 |
|---|---|---|---|---|---|
| Matrix (Source ID): | Water (557895-001) | Method: | EPA 350.1 | Prep Method: | METHOD |

| QC1362453 Analyte | Result | Source Sample Result | Spiked | Units | Recovery | Qual | Limits | DF |
|---|---|---|---|---|---|---|---|---|
| Ammonia-N | 1.294 | 0.2953 | 1.000 | mg/L | 100% | | 90-110 | 1 |

# Batch QC

| | | | |
|---|---|---|---|
| **Type:** Matrix Spike Duplicate | **Lab ID:** QC1362454 | **Batch:** 401466 |
| **Matrix (Source ID):** Water (557895-001) | **Method:** EPA 350.1 | **Prep Method:** METHOD |

| QC1362454 Analyte | Result | Source Sample Result | Spiked | Units | Recovery | Qual | Limits | RPD | RPD Lim | DF |
|---|---|---|---|---|---|---|---|---|---|---|
| Ammonia-N | 1.253 | 0.2953 | 1.000 | mg/L | 96% | | 90-110 | 3 | 20 | 1 |

| | | |
|---|---|---|
| **Type:** Blank | **Lab ID:** QC1363043 | **Batch:** 401632 |
| **Matrix:** Water | **Method:** EPA 410.4 | **Prep Method:** EPA 410.4 |

| QC1363043 Analyte | Result | Qual | Units | RL | MDL | Prepared | Analyzed |
|---|---|---|---|---|---|---|---|
| Chemical Oxygen Demand | ND | | mg/L | 4.0 | 2.6 | 04/23/26 | 04/23/26 |

| | | |
|---|---|---|
| **Type:** Lab Control Sample | **Lab ID:** QC1363044 | **Batch:** 401632 |
| **Matrix:** Water | **Method:** EPA 410.4 | **Prep Method:** EPA 410.4 |

| QC1363044 Analyte | Result | Spiked | Units | Recovery | Qual | Limits |
|---|---|---|---|---|---|---|
| Chemical Oxygen Demand | 105.0 | 100.0 | mg/L | 105% | | 90-110 |

| | | |
|---|---|---|
| **Type:** Matrix Spike | **Lab ID:** QC1363045 | **Batch:** 401632 |
| **Matrix (Source ID):** Water (558277-001) | **Method:** EPA 410.4 | **Prep Method:** EPA 410.4 |

| QC1363045 Analyte | Result | Source Sample Result | Spiked | Units | Recovery | Qual | Limits | DF |
|---|---|---|---|---|---|---|---|---|
| Chemical Oxygen Demand | 108.0 | ND | 100.0 | mg/L | 108% | | 75-125 | 2 |

| | | |
|---|---|---|
| **Type:** Matrix Spike Duplicate | **Lab ID:** QC1363046 | **Batch:** 401632 |
| **Matrix (Source ID):** Water (558277-001) | **Method:** EPA 410.4 | **Prep Method:** EPA 410.4 |

| QC1363046 Analyte | Result | Source Sample Result | Spiked | Units | Recovery | Qual | Limits | RPD | RPD Lim | DF |
|---|---|---|---|---|---|---|---|---|---|---|
| Chemical Oxygen Demand | 124.0 | ND | 100.0 | mg/L | 124% | | 75-125 | 14 | 20 | 2 |

| | | |
|---|---|---|
| **Type:** Blank | **Lab ID:** QC1365622 | **Batch:** 402341 |
| **Matrix:** Water | **Method:** EPA 410.4 | **Prep Method:** EPA 410.4 |

| QC1365622 Analyte | Result | Qual | Units | RL | MDL | Prepared | Analyzed |
|---|---|---|---|---|---|---|---|
| Chemical Oxygen Demand | ND | | mg/L | 4.0 | 2.6 | 04/30/26 | 04/30/26 |

| | | |
|---|---|---|
| **Type:** Lab Control Sample | **Lab ID:** QC1365623 | **Batch:** 402341 |
| **Matrix:** Water | **Method:** EPA 410.4 | **Prep Method:** EPA 410.4 |

| QC1365623 Analyte | Result | Spiked | Units | Recovery | Qual | Limits |
|---|---|---|---|---|---|---|
| Chemical Oxygen Demand | 107.0 | 100.0 | mg/L | 107% | | 90-110 |

# Batch QC

| Type: | Matrix Spike | Lab ID: | QC1365624 | Batch: | 402341 |
|---|---|---|---|---|---|
| Matrix (Source ID): | Water (558287-001) | Method: | EPA 410.4 | Prep Method: | EPA 410.4 |

| QC1365624 Analyte | Result | Source Sample Result | Spiked | Units | Recovery | Qual | Limits | DF |
|---|---|---|---|---|---|---|---|---|
| Chemical Oxygen Demand | 104.0 | 6.000 | 100.0 | mg/L | 98% | | 75-125 | 2 |

| Type: | Matrix Spike Duplicate | Lab ID: | QC1365625 | Batch: | 402341 |
|---|---|---|---|---|---|
| Matrix (Source ID): | Water (558287-001) | Method: | EPA 410.4 | Prep Method: | EPA 410.4 |

| QC1365625 Analyte | Result | Source Sample Result | Spiked | Units | Recovery | Qual | Limits | RPD | RPD Lim | DF |
|---|---|---|---|---|---|---|---|---|---|---|
| Chemical Oxygen Demand | 112.0 | 6.000 | 100.0 | mg/L | 106% | | 75-125 | 7 | 20 | 2 |

| Type: | Blank | Lab ID: | QC1362374 | Batch: | 401446 |
|---|---|---|---|---|---|
| Matrix: | Water | Method: | EPA 6010B | Prep Method: | EPA 3015A |

| QC1362374 Analyte | Result | Qual | Units | RL | MDL | Prepared | Analyzed |
|---|---|---|---|---|---|---|---|
| Calcium | 0.027 | J | mg/L | 0.10 | 0.0095 | 04/21/26 | 04/22/26 |
| Iron | ND | | mg/L | 0.020 | 0.017 | 04/21/26 | 04/21/26 |
| Magnesium | ND | | mg/L | 0.10 | 0.017 | 04/21/26 | 04/21/26 |
| Manganese | ND | | mg/L | 0.010 | 0.00075 | 04/21/26 | 04/21/26 |
| Potassium | ND | | mg/L | 0.50 | 0.20 | 04/21/26 | 04/21/26 |
| Sodium | 0.16 | J | mg/L | 0.50 | 0.017 | 04/21/26 | 04/22/26 |

| Type: | Lab Control Sample | Lab ID: | QC1362375 | Batch: | 401446 |
|---|---|---|---|---|---|
| Matrix: | Water | Method: | EPA 6010B | Prep Method: | EPA 3015A |

| QC1362375 Analyte | Result | Spiked | Units | Recovery | Qual | Limits |
|---|---|---|---|---|---|---|
| Calcium | 18.40 | 20.40 | mg/L | 90% | | 80-120 |
| Iron | 0.3655 | 0.4000 | mg/L | 91% | | 80-120 |
| Magnesium | 18.51 | 20.40 | mg/L | 91% | | 80-120 |
| Manganese | 0.3670 | 0.4000 | mg/L | 92% | | 80-120 |
| Potassium | 21.27 | 24.00 | mg/L | 89% | | 80-120 |
| Sodium | 18.42 | 20.40 | mg/L | 90% | | 80-120 |

| Type: | Matrix Spike | Lab ID: | QC1362376 | Batch: | 401446 |
|---|---|---|---|---|---|
| Matrix (Source ID): | Water (557895-001) | Method: | EPA 6010B | Prep Method: | EPA 3015A |

| QC1362376 Analyte | Result | Source Sample Result | Spiked | Units | Recovery | Qual | Limits | DF |
|---|---|---|---|---|---|---|---|---|
| Calcium | 22.82 | 4.578 | 20.40 | mg/L | 89% | | 75-125 | 1 |
| Iron | 0.3758 | ND | 0.4000 | mg/L | 94% | | 75-125 | 1 |
| Magnesium | 19.11 | 0.7770 | 20.40 | mg/L | 90% | | 75-125 | 1 |
| Manganese | 0.3819 | 0.01297 | 0.4000 | mg/L | 92% | | 75-125 | 1 |
| Potassium | 22.88 | 0.8606 | 24.00 | mg/L | 92% | | 75-125 | 1 |
| Sodium | 381.5 | 363.5 | 20.40 | mg/L | 88% | NM | 75-125 | 1 |

# Batch QC

| Type: | Matrix Spike Duplicate | Lab ID: | QC1362377 | Batch: | 401446 |
|---|---|---|---|---|---|
| Matrix (Source ID): | Water (557895-001) | Method: | EPA 6010B | Prep Method: | EPA 3015A |

| QC1362377 Analyte | Result | Source Sample Result | Spiked | Units | Recovery | Qual | Limits | RPD | RPD Lim | DF |
|---|---|---|---|---|---|---|---|---|---|---|
| Calcium | 22.29 | 4.578 | 20.40 | mg/L | 87% | | 75-125 | 2 | 20 | 1 |
| Iron | 0.3655 | ND | 0.4000 | mg/L | 91% | | 75-125 | 3 | 22 | 1 |
| Magnesium | 18.62 | 0.7770 | 20.40 | mg/L | 87% | | 75-125 | 3 | 20 | 1 |
| Manganese | 0.3724 | 0.01297 | 0.4000 | mg/L | 90% | | 75-125 | 3 | 20 | 1 |
| Potassium | 22.29 | 0.8606 | 24.00 | mg/L | 89% | | 75-125 | 3 | 20 | 1 |
| Sodium | 377.6 | 363.5 | 20.40 | mg/L | 69% | NM | 75-125 | 1 | 20 | 1 |

| Type: | Serial Dilution | Lab ID: | QC1362408 | Batch: | 401446 |
|---|---|---|---|---|---|
| Matrix (Source ID): | Water (557895-001) | Method: | EPA 6010B | Prep Method: | EPA 3015A |

| QC1362408 Analyte | Result | Source Sample Result | Units | Qual | RPD | RPD Lim | DF |
|---|---|---|---|---|---|---|---|
| Calcium | 4.658 | 4.578 | mg/L | | | | 5 |
| Iron | ND | ND | mg/L | | | | 5 |
| Magnesium | 0.7510 | 0.7770 | mg/L | | | | 5 |
| Manganese | 0.01288 | 0.01297 | mg/L | J | | | 5 |
| Potassium | ND | 0.8606 | mg/L | | | | 5 |
| Sodium | 369.5 | 363.5 | mg/L | | | | 5 |

| Type: | Blank | Lab ID: | QC1362725 | Batch: | 401548 |
|---|---|---|---|---|---|
| Matrix: | Water | Method: | EPA 6010B | Prep Method: | EPA 3015A |

| QC1362725 Analyte | Result | Qual | Units | RL | MDL | Prepared | Analyzed |
|---|---|---|---|---|---|---|---|
| Boron | ND | | mg/L | 0.050 | 0.0023 | 04/22/26 | 04/22/26 |

| Type: | Lab Control Sample | Lab ID: | QC1362726 | Batch: | 401548 |
|---|---|---|---|---|---|
| Matrix: | Water | Method: | EPA 6010B | Prep Method: | EPA 3015A |

| QC1362726 Analyte | Result | Spiked | Units | Recovery | Qual | Limits |
|---|---|---|---|---|---|---|
| Boron | 0.3674 | 0.4000 | mg/L | 92% | | 80-120 |

| Type: | Matrix Spike | Lab ID: | QC1362727 | Batch: | 401548 |
|---|---|---|---|---|---|
| Matrix (Source ID): | Water (557924-001) | Method: | EPA 6010B | Prep Method: | EPA 3015A |

| QC1362727 Analyte | Result | Source Sample Result | Spiked | Units | Recovery | Qual | Limits | DF |
|---|---|---|---|---|---|---|---|---|
| Boron | 0.4870 | 0.1207 | 0.4000 | mg/L | 92% | | 75-125 | 1 |

# Batch QC

| Type: | Matrix Spike Duplicate | Lab ID: | QC1362728 | Batch: | 401548 |
|---|---|---|---|---|---|
| Matrix (Source ID): | Water (557924-001) | Method: | EPA 6010B | Prep Method: | EPA 3015A |

| QC1362728 Analyte | Result | Source Sample Result | Spiked | Units | Recovery | Qual | Limits | RPD | RPD Lim | DF |
|---|---|---|---|---|---|---|---|---|---|---|
| Boron | 0.4742 | 0.1207 | 0.4000 | mg/L | 88% | | 75-125 | 3 | 20 | 1 |

| Type: | Serial Dilution | Lab ID: | QC1362822 | Batch: | 401548 |
|---|---|---|---|---|---|
| Matrix (Source ID): | Water (557924-001) | Method: | EPA 6010B | Prep Method: | EPA 3015A |

| QC1362822 Analyte | Result | Source Sample Result | Units | Qual | RPD | RPD Lim | DF |
|---|---|---|---|---|---|---|---|
| Boron | 0.1315 | 0.1207 | mg/L | J | | | 5 |

| Type: | Lab Control Sample | Lab ID: | QC1362364 | Batch: | 401444 |
|---|---|---|---|---|---|
| Matrix: | Water | Method: | EPA 8260B | Prep Method: | EPA 5030B |

| QC1362364 Analyte | Result | Spiked | Units | Recovery | Qual | Limits |
|---|---|---|---|---|---|---|
| 1,1-Dichloroethene | 49.63 | 50.00 | ug/L | 99% | | 69-128 |
| MTBE | 51.93 | 50.00 | ug/L | 104% | | 66-125 |
| Benzene | 50.57 | 50.00 | ug/L | 101% | | 76-121 |
| Trichloroethene | 46.53 | 50.00 | ug/L | 93% | | 76-124 |
| Toluene | 47.63 | 50.00 | ug/L | 95% | | 76-120 |
| Chlorobenzene | 47.23 | 50.00 | ug/L | 94% | | 78-120 |
| **Surrogates** | | | | | | |
| Dibromofluoromethane | 49.91 | 50.00 | ug/L | 100% | | 70-130 |
| 1,2-Dichloroethane-d4 | 51.36 | 50.00 | ug/L | 103% | | 70-130 |
| Toluene-d8 | 48.94 | 50.00 | ug/L | 98% | | 70-130 |
| Bromofluorobenzene | 49.14 | 50.00 | ug/L | 98% | | 70-130 |

| Type: | Lab Control Sample Duplicate | Lab ID: | QC1362365 | Batch: | 401444 |
|---|---|---|---|---|---|
| Matrix: | Water | Method: | EPA 8260B | Prep Method: | EPA 5030B |

| QC1362365 Analyte | Result | Spiked | Units | Recovery | Qual | Limits | RPD | RPD Lim |
|---|---|---|---|---|---|---|---|---|
| 1,1-Dichloroethene | 49.50 | 50.00 | ug/L | 99% | | 69-128 | 0 | 23 |
| MTBE | 54.54 | 50.00 | ug/L | 109% | | 66-125 | 5 | 22 |
| Benzene | 51.74 | 50.00 | ug/L | 103% | | 76-121 | 2 | 21 |
| Trichloroethene | 47.41 | 50.00 | ug/L | 95% | | 76-124 | 2 | 22 |
| Toluene | 48.48 | 50.00 | ug/L | 97% | | 76-120 | 2 | 21 |
| Chlorobenzene | 49.25 | 50.00 | ug/L | 99% | | 78-120 | 4 | 20 |
| **Surrogates** | | | | | | | | |
| Dibromofluoromethane | 49.87 | 50.00 | ug/L | 100% | | 70-130 | | |
| 1,2-Dichloroethane-d4 | 51.63 | 50.00 | ug/L | 103% | | 70-130 | | |
| Toluene-d8 | 49.03 | 50.00 | ug/L | 98% | | 70-130 | | |
| Bromofluorobenzene | 50.61 | 50.00 | ug/L | 101% | | 70-130 | | |

# Batch QC

| Type: | Matrix Spike | Lab ID: | QC1362366 | Batch: | 401444 |
|---|---|---|---|---|---|
| Matrix (Source ID): | Water (557895-001) | Method: | EPA 8260B | Prep Method: | EPA 5030B |

| QC1362366 Analyte | Result | Source Sample Result | Spiked | Units | Recovery | Qual | Limits | DF |
|---|---|---|---|---|---|---|---|---|
| 1,1-Dichloroethene | 17.19 | ND | 20.00 | ug/L | 86% | | 62-131 | 1 |
| MTBE | 23.54 | ND | 20.00 | ug/L | 118% | | 61-124 | 1 |
| Benzene | 17.89 | ND | 20.00 | ug/L | 89% | | 70-123 | 1 |
| Trichloroethene | 16.21 | ND | 20.00 | ug/L | 81% | | 65-131 | 1 |
| Toluene | 16.55 | ND | 20.00 | ug/L | 83% | | 69-120 | 1 |
| Chlorobenzene | 16.88 | ND | 20.00 | ug/L | 84% | | 72-121 | 1 |
| **Surrogates** | | | | | | | | |
| Dibromofluoromethane | 49.54 | | 50.00 | ug/L | 99% | | 70-130 | 1 |
| 1,2-Dichloroethane-d4 | 53.22 | | 50.00 | ug/L | 106% | | 70-130 | 1 |
| Toluene-d8 | 47.45 | | 50.00 | ug/L | 95% | | 70-130 | 1 |
| Bromofluorobenzene | 49.57 | | 50.00 | ug/L | 99% | | 70-130 | 1 |

| Type: | Matrix Spike Duplicate | Lab ID: | QC1362367 | Batch: | 401444 |
|---|---|---|---|---|---|
| Matrix (Source ID): | Water (557895-001) | Method: | EPA 8260B | Prep Method: | EPA 5030B |

| QC1362367 Analyte | Result | Source Sample Result | Spiked | Units | Recovery | Qual | Limits | RPD | RPD Lim | DF |
|---|---|---|---|---|---|---|---|---|---|---|
| 1,1-Dichloroethene | 17.46 | ND | 20.00 | ug/L | 87% | | 62-131 | 2 | 31 | 1 |
| MTBE | 23.12 | ND | 20.00 | ug/L | 116% | | 61-124 | 2 | 30 | 1 |
| Benzene | 17.91 | ND | 20.00 | ug/L | 90% | | 70-123 | 0 | 31 | 1 |
| Trichloroethene | 16.74 | ND | 20.00 | ug/L | 84% | | 65-131 | 3 | 31 | 1 |
| Toluene | 16.76 | ND | 20.00 | ug/L | 84% | | 69-120 | 1 | 29 | 1 |
| Chlorobenzene | 16.84 | ND | 20.00 | ug/L | 84% | | 72-121 | 0 | 29 | 1 |
| **Surrogates** | | | | | | | | | | |
| Dibromofluoromethane | 49.28 | | 50.00 | ug/L | 99% | | 70-130 | | | 1 |
| 1,2-Dichloroethane-d4 | 52.50 | | 50.00 | ug/L | 105% | | 70-130 | | | 1 |
| Toluene-d8 | 48.40 | | 50.00 | ug/L | 97% | | 70-130 | | | 1 |
| Bromofluorobenzene | 48.45 | | 50.00 | ug/L | 97% | | 70-130 | | | 1 |

# Batch QC

| Type: Blank | Lab ID: QC1362369 | Batch: 401444 |
|---|---|---|
| Matrix: Water | Method: EPA 8260B | Prep Method: EPA 5030B |

| QC1362369 Analyte | Result | Qual | Units | RL | MDL | Prepared | Analyzed |
|---|---|---|---|---|---|---|---|
| Freon 12 | ND | | ug/L | 1.0 | 0.1 | 04/21/26 | 04/21/26 |
| Chloromethane | ND | | ug/L | 1.0 | 0.2 | 04/21/26 | 04/21/26 |
| Vinyl Chloride | ND | | ug/L | 0.5 | 0.1 | 04/21/26 | 04/21/26 |
| 1,1-Dichloroethene | ND | | ug/L | 0.5 | 0.08 | 04/21/26 | 04/21/26 |
| Methylene Chloride | ND | | ug/L | 10 | 0.2 | 04/21/26 | 04/21/26 |
| 1,1-Dichloroethane | ND | | ug/L | 0.5 | 0.1 | 04/21/26 | 04/21/26 |
| cis-1,2-Dichloroethene | ND | | ug/L | 0.5 | 0.09 | 04/21/26 | 04/21/26 |
| 1,2-Dichloroethane | ND | | ug/L | 0.5 | 0.1 | 04/21/26 | 04/21/26 |
| Benzene | ND | | ug/L | 0.5 | 0.1 | 04/21/26 | 04/21/26 |
| Trichloroethene | ND | | ug/L | 0.5 | 0.1 | 04/21/26 | 04/21/26 |
| Tetrachloroethene | ND | | ug/L | 0.5 | 0.1 | 04/21/26 | 04/21/26 |
| 1,4-Dichlorobenzene | ND | | ug/L | 0.5 | 0.2 | 04/21/26 | 04/21/26 |
| **Surrogates** | | | | **Limits** | | | |
| Dibromofluoromethane | 96% | | %REC | 70-130 | | 04/21/26 | 04/21/26 |
| 1,2-Dichloroethane-d4 | 98% | | %REC | 70-130 | | 04/21/26 | 04/21/26 |
| Toluene-d8 | 99% | | %REC | 70-130 | | 04/21/26 | 04/21/26 |
| Bromofluorobenzene | 99% | | %REC | 70-130 | | 04/21/26 | 04/21/26 |

| Type: Blank | Lab ID: QC1362311 | Batch: 401429 |
|---|---|---|
| Matrix: Water | Method: EPA 8270C-SIM | Prep Method: EPA 3535 |

| QC1362311 Analyte | Result | Qual | Units | RL | MDL | Prepared | Analyzed |
|---|---|---|---|---|---|---|---|
| 1,4-Dioxane | ND | | ug/L | 1.0 | 0.84 | 04/21/26 | 04/22/26 |
| **Surrogates** | | | | **Limits** | | | |
| 1,4-Dioxane-d8 (SUR) | 106% | | %REC | 80-120 | | 04/21/26 | 04/22/26 |

| Type: Lab Control Sample | Lab ID: QC1362383 | Batch: 401429 |
|---|---|---|
| Matrix: Water | Method: EPA 8270C-SIM | Prep Method: EPA 3535 |

| QC1362383 Analyte | Result | Spiked | Units | Recovery | Qual | Limits |
|---|---|---|---|---|---|---|
| 1,4-Dioxane | 9.293 | 10.00 | ug/L | 93% | | 79-120 |
| **Surrogates** | | | | | | |
| 1,4-Dioxane-d8 (SUR) | 10.14 | 10.00 | ug/L | 101% | | 80-120 |

| Type: Lab Control Sample Duplicate | Lab ID: QC1362384 | Batch: 401429 |
|---|---|---|
| Matrix: Water | Method: EPA 8270C-SIM | Prep Method: EPA 3535 |

| QC1362384 Analyte | Result | Spiked | Units | Recovery | Qual | Limits | RPD | RPD Lim |
|---|---|---|---|---|---|---|---|---|
| 1,4-Dioxane | 9.729 | 10.00 | ug/L | 97% | | 79-120 | 5 | 20 |
| **Surrogates** | | | | | | | | |
| 1,4-Dioxane-d8 (SUR) | 10.09 | 10.00 | ug/L | 101% | | 80-120 | | |

# Batch QC

| Type: Blank | Lab ID: QC1362861 | Batch: 401586 |
|---|---|---|
| Matrix: Water | Method: SM 4500-S2-D | Prep Method: METHOD |

| QC1362861 Analyte | Result | Qual | Units | RL | MDL | Prepared | Analyzed |
|---|---|---|---|---|---|---|---|
| Sulfide | ND | | mg/L | 0.10 | | 04/22/26 | 04/22/26 |

| Type: Lab Control Sample | Lab ID: QC1362862 | Batch: 401586 |
|---|---|---|
| Matrix: Water | Method: SM 4500-S2-D | Prep Method: METHOD |

| QC1362862 Analyte | Result | Spiked | Units | Recovery | Qual | Limits |
|---|---|---|---|---|---|---|
| Sulfide | 0.9000 | 1.000 | mg/L | 90% | | 90-110 |

| Type: Matrix Spike | Lab ID: QC1362863 | Batch: 401586 |
|---|---|---|
| Matrix (Source ID): Water (557892-001) | Method: SM 4500-S2-D | Prep Method: METHOD |

| QC1362863 Analyte | Result | Source Sample Result | Spiked | Units | Recovery | Qual | Limits | DF |
|---|---|---|---|---|---|---|---|---|
| Sulfide | 0.9000 | ND | 1.000 | mg/L | 90% | | 80-120 | 1 |

| Type: Matrix Spike Duplicate | Lab ID: QC1362864 | Batch: 401586 |
|---|---|---|
| Matrix (Source ID): Water (557892-001) | Method: SM 4500-S2-D | Prep Method: METHOD |

| QC1362864 Analyte | Result | Source Sample Result | Spiked | Units | Recovery | Qual | Limits | RPD | RPD Lim | DF |
|---|---|---|---|---|---|---|---|---|---|---|
| Sulfide | 0.9000 | ND | 1.000 | mg/L | 90% | | 80-120 | 0 | 20 | 1 |

| Type: Blank | Lab ID: QC1362583 | Batch: 401500 |
|---|---|---|
| Matrix: Water | Method: SM 5310B | Prep Method: SM 5310B |

| QC1362583 Analyte | Result | Qual | Units | RL | MDL | Prepared | Analyzed |
|---|---|---|---|---|---|---|---|
| Total Organic Carbon | ND | | mg/L | 1.0 | 0.49 | 04/22/26 | 04/22/26 |

| Type: Lab Control Sample | Lab ID: QC1362584 | Batch: 401500 |
|---|---|---|
| Matrix: Water | Method: SM 5310B | Prep Method: SM 5310B |

| QC1362584 Analyte | Result | Spiked | Units | Recovery | Qual | Limits |
|---|---|---|---|---|---|---|
| Total Organic Carbon | 25.16 | 25.00 | mg/L | 101% | | 85-115 |

| Type: Matrix Spike | Lab ID: QC1362585 | Batch: 401500 |
|---|---|---|
| Matrix (Source ID): Water (558043-001) | Method: SM 5310B | Prep Method: SM 5310B |

| QC1362585 Analyte | Result | Source Sample Result | Spiked | Units | Recovery | Qual | Limits | DF |
|---|---|---|---|---|---|---|---|---|
| Total Organic Carbon | 44,560 | 29360 | 12500 | mg/L | 122% | | 75-125 | 500 |

# Batch QC

| Type: | Matrix Spike Duplicate | Lab ID: | QC1362586 | Batch: | 401500 |
|---|---|---|---|---|---|
| Matrix (Source ID): | Water (558043-001) | Method: | SM 5310B | Prep Method: | SM 5310B |

| QC1362586 Analyte | Result | Source Sample Result | Spiked | Units | Recovery | Qual | Limits | RPD | RPD Lim | DF |
|---|---|---|---|---|---|---|---|---|---|---|
| Total Organic Carbon | 44,750 | 29360 | 12500 | mg/L | 123% | | 75-125 | 0 | 25 | 500 |

| Type: | Blank | Lab ID: | QC1362370 | Batch: | 401445 |
|---|---|---|---|---|---|
| Matrix: | Water | Method: | SM2320B | Prep Method: | METHOD |

| QC1362370 Analyte | Result | Qual | Units | RL | MDL | Prepared | Analyzed |
|---|---|---|---|---|---|---|---|
| Alkalinity, Bicarbonate, as CaCO3 | ND | | mg/L | 2.0 | | 04/22/26 | 04/22/26 |
| Alkalinity, Total as CaCO3 | ND | | mg/L | 2.0 | | 04/22/26 | 04/22/26 |

| Type: | Lab Control Sample | Lab ID: | QC1362371 | Batch: | 401445 |
|---|---|---|---|---|---|
| Matrix: | Water | Method: | SM2320B | Prep Method: | METHOD |

| QC1362371 Analyte | Result | Spiked | Units | Recovery | Qual | Limits |
|---|---|---|---|---|---|---|
| Alkalinity, Total as CaCO3 | 98.89 | 100.0 | mg/L | 99% | | 90-110 |

| Type: | Sample Duplicate | Lab ID: | QC1362372 | Batch: | 401445 |
|---|---|---|---|---|---|
| Matrix (Source ID): | Water (557895-001) | Method: | SM2320B | Prep Method: | METHOD |

| QC1362372 Analyte | Result | Source Sample Result | Units | Qual | RPD | RPD Lim | DF |
|---|---|---|---|---|---|---|---|
| Alkalinity, Bicarbonate, as CaCO3 | 310.3 | 305.2 | mg/L | | 2 | 20 | 2.5 |
| Alkalinity, Total as CaCO3 | 367.2 | 362.0 | mg/L | | 1 | 20 | 2.5 |

| Type: | Blank | Lab ID: | QC1363118 | Batch: | 401642 |
|---|---|---|---|---|---|
| Matrix: | Water | Method: | SM2540C | Prep Method: | METHOD |

| QC1363118 Analyte | Result | Qual | Units | RL | MDL | Prepared | Analyzed |
|---|---|---|---|---|---|---|---|
| Total Dissolved Solids | ND | | mg/L | 20 | | 04/23/26 | 04/24/26 |

| Type: | Lab Control Sample | Lab ID: | QC1363119 | Batch: | 401642 |
|---|---|---|---|---|---|
| Matrix: | Water | Method: | SM2540C | Prep Method: | METHOD |

| QC1363119 Analyte | Result | Spiked | Units | Recovery | Qual | Limits |
|---|---|---|---|---|---|---|
| Total Dissolved Solids | 998.0 | 1000 | mg/L | 100% | | 90-110 |

| Type: | Sample Duplicate | Lab ID: | QC1363120 | Batch: | 401642 |
|---|---|---|---|---|---|
| Matrix (Source ID): | Water (557895-001) | Method: | SM2540C | Prep Method: | METHOD |

| QC1363120 Analyte | Result | Source Sample Result | Units | Qual | RPD | RPD Lim | DF |
|---|---|---|---|---|---|---|---|
| Total Dissolved Solids | 1,126 | 1130 | mg/L | | 0 | 5 | 2 |

# Batch QC

| | | | | | |
|---|---|---|---|---|---|
| **Type:** | **Sample Duplicate** | **Lab ID:** | **QC1363121** | **Batch:** | **401642** |
| **Matrix (Source ID):** | **Water (557918-001)** | **Method:** | **SM2540C** | **Prep Method:** | **METHOD** |

| QC1363121 Analyte | Result | Source Sample Result | Units | Qual | RPD | RPD Lim | DF |
|---|---|---|---|---|---|---|---|
| Total Dissolved Solids | 1,202 | 1188 | mg/L | | 1 | 5 | 2 |

E Response exceeds instrument's linear range
J Estimated value
ND Not Detected
NM Not Meaningful

**Laboratory Job Number 557895**

**Subcontracted Products**

**McCampbell Analytical, Inc.**

# McCampbell Analytical, Inc.

*"When Quality Counts"*

# Analytical Report

**WorkOrder:** 2604E89

**Report Created for:** Enthalpy Analytical

931 West Barkley Avenue
Orange, CA 92868

**Project Contact:** David Tripp
**Project P.O.:** 096843
**Project:** EO-557895

**Project Location:**
**Project Received:** 04/20/2026

Analytical Report reviewed & approved for release on 04/27/2026 by:

Jena Alfaro
Project Manager

***McCampbell Analytical Inc. is not accredited for all the testing in this report. The report shall not be reproduced except in full, without the written approval of the laboratory. The analytical results relate only to the items tested.***

1534 Willow Pass Rd. Pittsburg, CA 94565 ♦ TEL: (877) 252-9262 ♦ FAX: (925) 252-9269 ♦ www.mccampbell.com

McCampbell Analytical, Inc.
*"When Quality Counts"*

1534 Willow Pass Road, Pittsburg, CA 94565-1701
Toll Free Telephone: (877) 252-9262 / Fax: (925) 252-9269
http://www.mccampbell.com / E-mail: main@mccampbell.com

# Glossary of Terms & Qualifier Definitions

**Client:** Enthalpy Analytical **WorkOrder:** 2604E89

**Project:** EO-557895

## Glossary Abbreviation

| | |
|---|---|
| %D | Serial Dilution Percent Difference |
| 95% Interval | 95% Confident Interval |
| CCV | Continuing Calibration Verification. |
| CCV REC (%) | The % recovery of Continuing Calibration Verification |
| DF | Dilution Factor |
| DI WET | (DISTLC) Waste Extraction Test using DI water |
| DISS | Dissolved (sample filtered using a 0.45 µm filter size) |
| DLT | Dilution Test (Serial Dilution) |
| DUP | Duplicate |
| EDL | Estimated Detection Limit |
| ITEF | International Toxicity Equivalence Factor |
| LCS | Laboratory Control Sample |
| LCS2 | Second LCS for the batch. Spike level is lower than that for the first LCS; applicable to method 1633. |
| LQL | Lowest Quantitation Level |
| MB | Method Blank |
| MB IS/SS % Rec | % Recovery of Internal Standard or Surrogate in Method Blank, if applicable |
| MB SS % Rec | % Recovery of Surrogate in Method Blank, if applicable |
| MDL | Method Detection Limit [1] |
| ML | Minimum Level of Quantitation |
| MS | Matrix Spike |
| MSD | Matrix Spike Duplicate |
| NA | Not Applicable |
| ND | Not detected at or above the indicated MDL (if present) or RL. |
| NR | Data Not Reported due to matrix interference or insufficient sample amount. |
| PDS | Post Digestion Spike |
| PF | Prep Factor |
| RD | Relative Difference |
| RL | Reporting Limit [2] |
| RPD | Relative Percent Difference |
| RRT | Relative Retention Time |
| RSD | Relative Standard Deviation |
| SPK Val | Spike Value |
| SPKRef Val | Spike Reference Value |
| SPLP | Synthetic Precipitation Leachate Procedure |

[1] MDL is the minimum measured concentration of a substance that can be reported with 99% confidence that the measured concentration is distinguishable from method blank results. Definition and Procedure for the Determination of the Method Detection Limit, Revision 2, 40CFR, Part 136, Appendix B, EPA 821-R-16-006, December 2016. Values are based upon our default extraction volume/amount and are subject to change.

[2] RL is the lowest level that can be reliably determined within specified limits of precision and accuracy during routine laboratory operating conditions. (The RL cannot be lower than the lowest calibration standard used in the initial calibration of the instrument and must be greater than the MDL.) Values are based upon our default extraction volume/amount and are subject to change.

McCampbell Analytical, Inc.
*"When Quality Counts"*

1534 Willow Pass Road, Pittsburg, CA 94565-1701
Toll Free Telephone: (877) 252-9262 / Fax: (925) 252-9269
http://www.mccampbell.com / E-mail: main@mccampbell.com

# Glossary of Terms & Qualifier Definitions

**Client:** Enthalpy Analytical **WorkOrder:** 2604E89

**Project:** EO-557895

| | |
|---|---|
| TCLP | Toxicity Characteristic Leachate Procedure |
| TEQ | Toxicity Equivalents |
| TNTC | “Too Numerous to Count;” greater than 250 colonies observed on the plate. |
| TPH-Diesel | Sample results for semi-volatile TPH (diesel, kerosene, oil, etc) were calculated using a background subtraction procedure to correct for instrument baseline rise (column bleed) as described in Sec 7.7.2.2 of EPA 8015 B, C. |
| TZA | TimeZone Net Adjustment for sample collected outside of MAI's Coordinated Universal Time (UTC). (Adjustment for Daylight Saving is not accounted.) |
| WET (STLC) | Waste Extraction Test (Soluble Threshold Limit Concentration) |

McCampbell Analytical, Inc.
*"When Quality Counts"*

1534 Willow Pass Road, Pittsburg, CA 94565-1701
Toll Free Telephone: (877) 252-9262 / Fax: (925) 252-9269
http://www.mccampbell.com / E-mail: main@mccampbell.com

# Analytical Report

| | | | |
|---|---|---|---|
| **Client:** | Enthalpy Analytical | **WorkOrder:** | 2604E89 |
| **Date Received:** | 04/20/2026 12:00 | **Extraction Method:** | RSK175 |
| **Date Prepared:** | 04/27/2026 | **Analytical Method:** | RSK175 |
| **Project:** | EO-557895 | **Unit:** | µg/L |

## Dissolved Carbon Dioxide by RSK 175

| Client ID | Lab ID | Matrix | Date Collected | Instrument FileID | Batch ID |
|---|---|---|---|---|---|
| DW-28 | 2604E89-001A | Water | 04/20/2026 08:57 | GC26 0427261004.D | 340556 |

| Analytes | Result | MDL | RL | DF | Date Analyzed |
|---|---|---|---|---|---|
| Carbon Dioxide | **1100** | 50 | 50 | 1 | 04/27/2026 14:38 |

Analyst(s): CLO

| Client ID | Lab ID | Matrix | Date Collected | Instrument FileID | Batch ID |
|---|---|---|---|---|---|
| DW-17 | 2604E89-002A | Water | 04/20/2026 10:21 | GC26 0427261005.D | 340556 |

| Analytes | Result | MDL | RL | DF | Date Analyzed |
|---|---|---|---|---|---|
| Carbon Dioxide | **310** | 50 | 50 | 1 | 04/27/2026 15:04 |

Analyst(s): CLO

| Client ID | Lab ID | Matrix | Date Collected | Instrument FileID | Batch ID |
|---|---|---|---|---|---|
| DW-9 | 2604E89-003A | Water | 04/20/2026 11:59 | GC26 0427261006.D | 340556 |

| Analytes | Result | MDL | RL | DF | Date Analyzed |
|---|---|---|---|---|---|
| Carbon Dioxide | **900** | 50 | 50 | 1 | 04/27/2026 15:55 |

Analyst(s): CLO

*(Cont.)*

McCampbell Analytical, Inc.
*"When Quality Counts"*

1534 Willow Pass Road, Pittsburg, CA 94565-1701
Toll Free Telephone: (877) 252-9262 / Fax: (925) 252-9269
http://www.mccampbell.com / E-mail: main@mccampbell.com

# Analytical Report

| | | | |
|---|---|---|---|
| **Client:** | Enthalpy Analytical | **WorkOrder:** | 2604E89 |
| **Date Received:** | 04/20/2026 12:00 | **Extraction Method:** | RSK175 |
| **Date Prepared:** | 04/27/2026 | **Analytical Method:** | RSK175 |
| **Project:** | EO-557895 | **Unit:** | µg/L |

## Dissolved Carbon Dioxide by RSK 175

| Client ID | Lab ID | Matrix | Date Collected | Instrument FileID | Batch ID |
|---|---|---|---|---|---|
| DW-29 | 2604E89-004A | Water | 04/20/2026 13:12 | GC26 0427261008.D | 340556 |

| Analytes | Result | MDL | RL | DF | Date Analyzed |
|---|---|---|---|---|---|
| Carbon Dioxide | **12,000** | 500 | 500 | 10 | 04/27/2026 16:48 |

Analyst(s): CLO

McCampbell Analytical, Inc.
*"When Quality Counts"*

1534 Willow Pass Road, Pittsburg, CA 94565-1701
Toll Free Telephone: (877) 252-9262 / Fax: (925) 252-9269
http://www.mccampbell.com / E-mail: main@mccampbell.com

# Quality Control Report

| | | | |
|---|---|---|---|
| **Client:** | Enthalpy Analytical | **WorkOrder:** | 2604E89 |
| **Date Prepared:** | 04/27/2026 | **BatchID:** | 340556 |
| **Date Analyzed:** | 04/27/2026 | **Extraction Method:** | RSK175 |
| **Instrument:** | GC26 | **Analytical Method:** | RSK175 |
| **Matrix:** | Water | **Unit:** | µg/L |
| **Project:** | EO-557895 | **Sample ID:** | MB/LCS/LCSD-340556 |

## QC Summary Report for RSK175

| Analyte | MB Result | MDL | RL | | | |
|---|---|---|---|---|---|---|
| Carbon Dioxide | ND | 50 | 50 | - | - | - |

| Analyte | LCS Result | LCSD Result | SPK Val | LCS %REC | LCSD %REC | LCS/LCSD Limits | RPD | RPD Limit |
|---|---|---|---|---|---|---|---|---|
| Carbon Dioxide | 170 | 150 | 187.2 | 91 | 82 | 70-130 | 9.57 | 30 |

McCampbell Analytical, Inc.
1534 Willow Pass Rd
Pittsburg, CA 94565-1701
(925) 252-9262

# CHAIN-OF-CUSTODY RECORD



**WorkOrder: 2604E89** **ClientCode: ENO** **QuoteID: 262776**

☐ WaterTrax ☐ CLIP ☐ EDF ☑ EQuIS ☑ Dry-Weight ☑ Email ☐ HardCopy ☐ ThirdParty ☐ J-flag

☑ Detection Summary ☑ **Excel** [A1_Standard _QC]

Report to:
David Tripp
Enthalpy Analytical
931 West Barkley Avenue
Orange, CA 92868
657-581-4710 FAX:

Email: david.tripp@enthalpy.com
cc/3rd Party: incomingreports@enthalpy.com;
PO: 096843
Project: EO-557895

Bill to:
Accounts Payable/Enthalpy SoCal
Montrose Environmental Group
PO Box 842165
Boston, MA 02284-2165
003EL_ap@montrose-env.com

**Requested TAT:** **5 days;**

*Date Received:* **04/20/2026**
*Date Logged:* **04/21/2026**

| Lab ID | ClientSampID | Matrix | Collection Date | Hold | Requested Tests (See legend below) | | | | | | | | | | | |
|---|---|---|---|---|---|---|---|---|---|---|---|---|---|---|---|---|
| | | | | | 1 | 2 | 3 | 4 | 5 | 6 | 7 | 8 | 9 | 10 | 11 | 12 |
| 2604E89-001 | DW-28 | Water | 4/20/2026 08:57 | ☐ | A | A | | | | | | | | | | |
| 2604E89-002 | DW-17 | Water | 4/20/2026 10:21 | ☐ | A | A | | | | | | | | | | |
| 2604E89-003 | DW-9 | Water | 4/20/2026 11:59 | ☐ | A | A | | | | | | | | | | |
| 2604E89-004 | DW-29 | Water | 4/20/2026 13:12 | ☐ | A | A | | | | | | | | | | |

**Test Legend:**

| | | | | | | | |
|---|---|---|---|---|---|---|---|
| 1 | PRDisposal Fee | 2 | RSK175_CO2_W | 3 | | 4 | |
| 5 | | 6 | | 7 | | 8 | |
| 9 | | 10 | | 11 | | 12 | |

**Project Manager: Jena Alfaro**

**Prepared by: Chyna Thomas**

**Comments:**

NOTE: Soil samples are discarded 60 days after receipt unless other arrangements are made (Water samples are 30 days).
Hazardous samples will be returned to client or disposed of at client expense.

McCampbell Analytical, Inc.
*"When Quality Counts"*

1534 Willow Pass Road, Pittsburg, CA 94565-1701
Toll Free Telephone: (877) 252-9262 / Fax: (925) 252-9269
http://www.mccampbell.com / E-mail: main@mccampbell.com

# WORK ORDER SUMMARY

**Client Name:** ENTHALPY ANALYTICAL
**Client Contact:** David Tripp
**Contact's Email:** david.tripp@enthalpy.com

**Project:** EO-557895
**Comments**

**Work Order:** 2604E89
**QC Level:** LEVEL 2
**Date Logged:** 4/21/2026

☐ WaterTrax ☐ CLIP ☐ EDF ☑ Excel ☐ EQuIS ☑ Email ☐ HardCopy ☐ ThirdParty ☐ J-flag

| LabID | ClientSampID | Matrix | Test Name | Cont./ Comp. | Bottle & Preservative | U** | Head Space | Dry-Weight | Collection Date & Time | TAT | Test Due Date | Sediment Content | Hold | Sub Out |
|---|---|---|---|---|---|---|---|---|---|---|---|---|---|---|
| 001A | DW-28 | Water | RSK175 (CO2) | 2 | VOA, Unpres | ☐ | ☐ | ☐ | 4/20/2026 8:57 | 5 days | 4/27/2026 | Trace | ☐ | ☐ |
| 002A | DW-17 | Water | RSK175 (CO2) | 2 | VOA, Unpres | ☐ | ☐ | ☐ | 4/20/2026 10:21 | 5 days | 4/27/2026 | None | ☐ | ☐ |
| 003A | DW-9 | Water | RSK175 (CO2) | 2 | VOA, Unpres | ☐ | ☐ | ☐ | 4/20/2026 11:59 | 5 days | 4/27/2026 | None | ☐ | ☐ |
| 004A | DW-29 | Water | RSK175 (CO2) | 2 | VOA, Unpres | ☐ | ☐ | ☐ | 4/20/2026 13:12 | 5 days | 4/27/2026 | Trace | ☐ | ☐ |

**NOTES: * STLC and TCLP extractions require 2 days to complete; therefore, all TATs begin after the extraction is completed (i.e., One-day TAT yields results in 3 days from sample submission).**

**- ISM prep requires 5 to 10 days to complete; therefore, all TATs begin after the extraction is completed (i.e., One-day TAT yields results in 6 to 11 days from sample submission). Due date listed on WO summary will not accurately reflect the time needed for sample preparation.**

**- Organic extracts are held for 40 days before disposal; Inorganic extract are held for 30 days.**

**- MAI assumes that all material present in the provided sampling container is considered part of the sample - MAI does not exclude any material from the sample prior to sample preparation unless requested in writing by the client.**

**U** = An unpreserved container was received for a method that suggests a preservation in order to extend hold time for analysis.**

**Cont./Comp. = Containers /Composites**

ENTHALPY ANALYTICAL

931 West Barkley Ave
Orange, CA 92868
(714) 771-6900

2604E89

Subcontract Laboratory:
McCampbell Analytical, Inc.
1534 Willow Pass Rd.
Pittsburg, CA 94565
ATTN: Quote ID: 262776
PO #: PO-096843

Enthalpy Analytical - Orange Order: EO-557895
PM: David Tripp
Email: david.tripp@enthalpy.com
CC: incomingreports@enthalpy.com
Phone: 657-581-4710

Results Due: Standard TAT
Report Level: II
Report To: MDL
EDDs: Standard Excel EDD

Notes:

| Sample ID | Collected | Lab ID | # Cont. | Matrix | Analysis Requested | Comment |
|---|---|---|---|---|---|---|
| DW-28 | 20-APR-2026 08:57 | 557895-001 | 2 | Water | RSK-175 CO2 | |
| DW-17 | 20-APR-2026 10:21 | 557895-002 | 2 | Water | RSK-175 CO2 | |
| DW-9 | 20-APR-2026 11:59 | 557895-003 | 2 | Water | RSK-175 CO2 | |
| DW-29 | 20-APR-2026 13:12 | 557895-004 | 2 | Water | RSK-175 CO2 | |

| Notes: | Relinquished By: | Received By: |
|---|---|---|
| | Alice Tahmasian | GLS |
| | Date: 04/20/26 3:00Pm | Date: 04/20/26 3:00Pm |
| | GLS | |
| | Date: 04/21/26 | Date: 4/20/26 1200 |
| | | |
| | Date: | Date: |

4.1 Blue/wet 12/16

McCampbell Analytical, Inc.
*"When Quality Counts"*

1534 Willow Pass Road, Pittsburg, CA 94565-1701
Toll Free Telephone: (877) 252-9262 / Fax: (925) 252-9269
http://www.mccampbell.com / E-mail: main@mccampbell.com

# Sample Receipt Checklist

| | | | |
|---|---|---|---|
| Client Name: | Enthalpy Analytical | Date and Time Received: | 4/20/2026 12:00 |
| Project: | EO-557895 | Date Logged: | 4/21/2026 |
| | | Received by: | Chyna Thomas |
| WorkOrder №: | 2604E89 Matrix: Water | Logged by: | Chyna Thomas |
| Carrier: | Golden State Overnight | | |

## Chain of Custody (COC) Information

| | | | | | | |
|---|---|---|---|---|---|---|
| Chain of custody present? | Yes | ☑ | No | ☐ | | |
| Chain of custody signed when relinquished and received? | Yes | ☑ | No | ☐ | | |
| Chain of custody agrees with sample labels? | Yes | ☑ | No | ☐ | | |
| Sample IDs noted by Client on COC? | Yes | ☑ | No | ☐ | | |
| Date and Time of collection noted by Client on COC? | Yes | ☑ | No | ☐ | | |
| Sampler's name noted on COC? | Yes | ☑ | No | ☐ | | |
| COC agrees with Quote? | Yes | ☑ | No | ☐ | NA | ☐ |
| COC quote is active? | Yes | ☑ | No | ☐ | NA | ☐ |

## Sample Receipt Information

| | | | | | | |
|---|---|---|---|---|---|---|
| Custody seals intact on shipping container/cooler? | Yes | ☐ | No | ☐ | NA | ☑ |
| Custody seals intact on sample bottles? | Yes | ☑ | No | ☐ | NA | ☐ |
| Shipping container/cooler in good condition? | Yes | ☑ | No | ☐ | | |
| Samples in proper containers/bottles? | Yes | ☑ | No | ☐ | | |
| Sample containers intact? | Yes | ☑ | No | ☐ | | |
| Sufficient sample volume for indicated test? | Yes | ☑ | No | ☐ | | |

## Sample Preservation and Hold Time (HT) Information

| | | | | | | |
|---|---|---|---|---|---|---|
| All samples received within holding time? | Yes | ☑ | No | ☐ | NA | ☐ |
| Samples Received on Ice? | Yes | ☑ | No | ☐ | | |
| (Ice Type: WET/BLU ) | | | | | | |
| Sample/Temp Blank temperature | Temp: 4.1°C | | | | NA | ☐ |
| ZHS conditional analyses: VOA meets zero headspace requirement (VOCs, TPHg/BTEX, RSK)? | Yes | ☑ | No | ☐ | NA | ☐ |
| Sample labels checked for correct preservation? | Yes | ☑ | No | ☐ | | |
| pH acceptable upon receipt (Metal: <2)? | Yes | ☐ | No | ☐ | NA | ☑ |

UCMR Samples:

| | | | | | | |
|---|---|---|---|---|---|---|
| pH tested and acceptable upon receipt (200.7: ≤2; 533: 6 - 8; 537.1: 6 - 8)? | Yes | ☐ | No | ☐ | NA | ☑ |
| Free Chlorine tested and acceptable upon receipt (<0.1mg/L) [not applicable to 200.7]? | Yes | ☐ | No | ☐ | NA | ☑ |

Comments:

Onterris
931 West Barkley Ave
Orange, CA 92868
(714) 771-6900

onterris.com

Lab Job Number : 558025
Report Level : II
Report Date : 05/05/2026

**Analytical Report** *prepared for:*

Matt Breuer
Waste Connections
Chiquita Canyon Landfill
29201 Henry Mayo Drive
Castaic, CA 91384

Project: GW MONITORING - CCLF Groundwater

*Authorized for release by:*

David Tripp, Senior Project Manager
657-581-4710
david.tripp@onterris.com

This data package has been reviewed for technical correctness and completeness. Release of this data has been authorized by the Laboratory Manager or the Manager's designee, as verified by the above signature which applies to this PDF file as well as any associated electronic data deliverable files. The results contained in this report meet all requirements of NELAP and pertain only to those samples which were submitted for analysis. This report may be reproduced only in its entirety.

CA ELAP# 1338, CA ELAP #1338-S1, NELAP# 4038, SCAQMD LAP# 18LA0518, LACSD ID# 10105, ORELAP# 4197

Onterris ENTHALPY ANALYTICAL

# Sample Summary

| | | | |
|---|---|---|---|
| Matt Breuer<br>Waste Connections<br>Chiquita Canyon Landfill<br>29201 Henry Mayo Drive<br>Castaic, CA 91384 | | Lab Job #:<br>Project No:<br>Location:<br>Date Received: | 558025<br>GW MONITORING<br>CCLF Groundwater<br>04/21/26 |

| Sample ID | Lab ID | Collected | Matrix |
|---|---|---|---|
| FP-01 | 558025-001 | 04/21/26 09:39 | Water |
| QCFB | 558025-002 | 04/21/26 09:41 | Water |
| QCTB | 558025-003 | 04/21/26 00:00 | Water |

# Case Narrative

| | |
|---|---|
| Waste Connections<br>Chiquita Canyon Landfill<br>29201 Henry Mayo Drive<br>Castaic, CA 91384<br>Matt Breuer | Lab Job Number: 558025<br>Project No: GW MONITORING<br>Location: CCLF<br>Groundwater<br>Date Received: 04/21/26 |

- This data package contains sample and QC results for three water samples, requested for the above referenced project on 04/22/26. The samples were received in good condition.
- EPA 300.0, EPA 350.1, EPA 410.4, EPA 6010B, EPA 8270C-SIM, SM 4500-S2-D, SM 5310B, SM2320B, and SM2540C analyses were performed at 931 West Barkley Ave, Orange, CA, 92868.
- EPA 8260B analysis was performed at 2532 E Cerritos Ave., Anaheim, CA, 92806.

**Volatile Organics by GC/MS (EPA 8260B):**
No analytical problems were encountered.

**Semivolatile Organics by GC/MS SIM (EPA 8270C-SIM):**
No analytical problems were encountered.

**Total Organic Carbon by IR (SM 5310B):**
No analytical problems were encountered.

**Metals (EPA 6010B):**

- Sodium was detected between the MDL and the RL in the method blank for batch 401580; this analyte was detected in the sample at a level at least 10 times that of the blank.
- No other analytical problems were encountered.

**Ion Chromatography (EPA 300.0):**

- Responses exceeding the instrument's linear range were observed for chloride and sulfate in the MSs/MSDs for batch 401555; affected data was qualified with "E".
- No other analytical problems were encountered.

**Chemical Oxygen Demand by EPA 410.4 (EPA 410.4):**
No analytical problems were encountered.

**Alkalinity (SM2320B):**
No analytical problems were encountered.

**Sulfide (SM 4500-S2-D):**
No analytical problems were encountered.

**Total Dissolved Solids (TDS) (SM2540C):**
No analytical problems were encountered.

**Chemical Oxygen Demand (EPA 410.4):**
No analytical problems were encountered.

**Ammonia and TKN- Semi-Automated Method (SM 4500-NH3-G):**
No analytical problems were encountered.

**RSK-175 CO2 (RSK-175):**

McCampbell Analytical, Inc. in Pittsburg, CA performed the analysis (see sublab report section for certifications). Please see the McCampbell Analytical, Inc. case narrative.

Login 558025

931 W Barkely Ave, Orange, CA 92868

(714) 771-6900

## Chain of Custody Record

Lab No: 558025

Page: 1 of 1

**Turn Around Time (rush by advanced notice only)**

| Standard: | X | 5 Day: | | 3 Day: | |
|---|---|---|---|---|---|
| 2 Day: | | 1 Day: | | Custom TAT: | |

**Matrix:** A = Air S = Soil/Solid W = Water DW = Drinking Wate SD = Sediment PP = Pure Product SEA = Sea Water SW = Swab T = Tissue WP = Wipe O = Other

**Preservatives:** 1 = $Na_2S_2O_3$ 2 = HCl 3 = $HNO_3$ 4 = $H_2SO_4$ 5 = NaOH 6 = Other

**Sample Receipt Temp:** (lab use only)

| CUSTOMER INFORMATION | | PROJECT INFORMATION | |
|---|---|---|---|
| Company: | Chiquita Canyon Landfill | Name: | Matt Breuer |
| Report To: | Matt Breuer | Number: | 661-257-3655 |
| Email: | Matthew.Breuer@wasteconnections.com | P.O. #: | |
| Address: | 29201 Henry Mayo Drive | Address: | |
| | Castaic, CA, 91384 | | |
| Phone: | 661-257-3655 | Global ID: | L10003464243 |
| Fax: | | Sampled By: | Paul Chang |

| | Sample ID | Sampling Date | Sampling Time | Matrix | Container No. / Size | Pres. | VOCs (EPA 8260B) | 1,4-Dioxane | Alkalinity, total | Bicarbonate as CaCO3 | Ammonia-N, Nitrate-N | COD, Cl, SO4, TDS, TOC | B, Ca, Fe, K, Mg, Mn, Na | Bromide, Fluoride, Sulfide | Carbon dioxide | |
|---|---|---|---|---|---|---|---|---|---|---|---|---|---|---|---|---|
| 1 | FP-01 | 4/21/26 | 939 | GW | 13 | var. | X | X | X | X | X | X | X | X | X | |
| 2 | QCFB | 4/21/26 | 941 | FB | 3 | ↓ | X | | | | | | | | | |
| 3 | QCTB | — | — | TB | 2 | ↓ | X | | | | | | | | | |
| 4 | | | | | | | | | | | | | | | | |
| 5 | | | | | | | | | | | | | | | | |
| 6 | | | | | | | | | | | | | | | | |
| 7 | | | | | | | | | | | | | | | | |
| 8 | | | | | | | | | | | | | | | | |
| 9 | | | | | | | | | | | | | | | | |
| 10 | | | | | | | | | | | | | | | | |

**Test Instructions / Comments**

FR15

4.6, 5.0

**Quarterly MPars**

cc report to: pchang@changenvironmental.com Basic EDD & GeoTracker EDF

| | Signature | Print Name | Company / Title | Date / Time |
|---|---|---|---|---|
| [1] Relinquished By: | | Paul Chang | CEI | 4/21/26 14:25 |
| [1] Received By: | | John Zachman | EA/WH | 04/21/26 14:25 |
| [2] Relinquished By: | | John Zachman | EA/WH | 04/22/26 830 |
| [2] Received By: | | gema | eANT | 4-22-26 830 |
| [3] Relinquished By: | | gema | eANT | 4-22-26 1030 |
| [3] Received By: | | | ~~EANT~~ ontermS | 4-22-26 1140 |

2 WMMO 4-22-26 1225 ontermS 2 ontermS 4/22/26 1225

# SAMPLE RECEIPT CHECKLIST

**Section 1: General Info**

Date Received: 04/21/26 WO# 558025 Client: Chiquita Canyon

**Section 2: Shipping / Custody** **Are custody seals present?** ☐ Yes ☒ No

Custody seals intact on arrival? ☒ N/A ☐ Yes ☐ No ☐ On cooler / box ☐ On samples

Shipping Info: X Walk in or Pickup

**Section 3a: Condition / Packaging** ☐ **Outside 0.0 - 6.0°C (0.0 - 10.0°C for microbiology) (PM notified)**

Date Opened 04/21/26 By (initials) JWL Type of ice used : ☐ Wet ☐ Blue/Gel ☐ None

☐ Samples received on ice directly from the field; cooling process had begun. (if checked, skip temperatures)

☐ Sample matrix doesn't require cooling (e.g. air, bulk PCB). (if checked, skip temperatures)

If no cooler: Observed/Adjusted Temp (°C): 9.6 / 8.8 Thermometer/IR Gun: IR03 CF: -0.8C

Cooler Temp (°C) #1:____/____ #2:____/____ #3:____/____ #4:____/____ #5:____/____ #6:____/____

**Section 3b: Microbiology Samples** ☒ **No microbiology samples submitted (skip 3b)**

☐ Within temp range 0.0 - 10.0°C or received on ice directly from field.

☐ Adequate headspace for microbiology analysis.

**Section 3c: Air Samples** ☒ **No air samples submitted (skip 3c)**

☐ 1.4L Canisters ☐ 6L Canisters ☐ Tedlar Bags ☐ MCE Cassettes ☐ Sorbent Tubes ☐ Other_____

| **Section 4: Containers / Labels / Samples** | YES | NO | N/A |
|---|---|---|---|
| 1) Were custody papers present, filled properly, and legible? | X | | |
| 2) Is the sampler's name present on the CoC? | X | | |
| 3) Were containers received in good condition (unbroken / unopened / uncompromised)? | X | | |
| 4) Were the samples bagged? (required for microbiology samples; recommended for soil samples) | X | | |
| 5) Were all of, and only, the correct samples received? | X | | |
| 6) Are sample labels present, legible, and in agreement with the CoC? | X | | |
| 7) Does the container count match the CoC? | X | | |
| 8) Was sufficient sample volume / mass received for the analyses requested? | X | | |
| 9) Were samples received in proper containers for the analyses requested? | X | | |
| 10) Were samples received with > 1/2 holding time remaining? | X | | |
| 11) Are samples properly preserved as indicated by CoC / labels? | X | | |
| 12) Unpreserved VOAs received - If necessary, was the hold time changed in LIMS? | X | | |
| 13) Are VOA vials free from headspace/bubbles > 6mm? | X | | |

**Section 5: Explanations / Comments** ☐ **PM notified**

**Date Logged** 4.21.26 **By (print)** JWL **(sign)**

**Date Labeled** 4.21.26 **By (print)** JWL **(sign)**

Onterris

# SAMPLE RECEIPT CHECKLIST

**Section 1: General Info**
Date Received: 4/22/26 Job#: 558025 Client: Chiquita Canyon Landfill

**Section 2: Shipping / Custody** **Are custody seals present?** ☐ Yes ■ No
Custody seals intact on arrival? ☒ N/A ☐ Yes ☐ No ☐ On cooler / box ☐ On samples
☒ Courier ☐ Walk-In ☐ Field Sampling ☐ Shipping Info: _____

**Section 3a: Condition / Packaging** ☐ **Outside 0.0 - 6.0°C (0.0 - 10.0°C for microbiology) (PM notified)**
Date Opened 4/22/26 By (initials) GCK Type of ice used: ☒ Wet ☐ Blue/Gel ☐ None
☐ Samples received on ice directly from the field; cooling process had begun. (if checked, skip temperatures)
☐ Sample matrix doesn't require cooling (e.g. air, bulk PCB). (if checked, skip temperatures)
If no cooler: Observed/Corrected Temp (°C): _____ / _____ Thermometer/IR Gun ID: IR15 CF: +0.4
Cooler Temp (obs/corr) (°C) #1: 4.6 / 5.0 #2: ____ / ____ #3: ____ / ____ #4: ____ / ____ #5: ____ / ____ #6: ____ / ____

**Section 3b: Microbiology Samples** ☒ **No microbiology samples submitted (skip 3b)**
☐ Within temp range 0.0 - 10.0°C or received on ice directly from field.
☐ Adequate headspace for microbiology analysis.

**Section 3c: Air Samples** ☒ **No air samples submitted (skip 3c)**
☐ 1.4L Canisters ☐ 6L Canisters ☐ Tedlar Bags ☐ MCE Cassettes ☐ Sorbent Tubes ☐ Other _____

| **Section 4: Containers / Labels / Samples** | YES | NO | N/A |
|---|---|---|---|
| 1) Were custody papers present, filled properly, and legible? | X | | |
| 2) Is the sampler's name present on the CoC? | X | | |
| 3) Were containers received in good condition (unbroken / unopened / uncompromised)? | X | | |
| 4) Were the samples bagged? (required for microbiology samples; recommended for soil samples) | | | X |
| 5) Were all of, and only, the correct samples received? | X | | |
| 6) Are sample labels present, legible, and in agreement with the CoC? | X | | |
| 7) Does the container count match the CoC? | X | | |
| 8) Was sufficient sample volume / mass received for the analyses requested? | X | | |
| 9) Were samples received in proper containers for the analyses requested? | X | | |
| 10) Were samples received with > 1/2 holding time remaining? | X | | |
| 11) Are samples properly preserved as indicated by CoC / labels? | X | | |
| 12) Unpreserved VOAs received - If necessary, was the hold time changed in LIMS? | | | X |
| 13) Are VOA vials free from headspace/bubbles > 6mm? | X | | |

**Section 5: Explanations / Comments**
(If no comments are made, then no discrepancies noted.)

☐ **No additional discrepancies**

**Form Completed By (print):** GCK **(sign):** _____

**Date Labeled:** 4/21/22 **By (print):** Los Angeles **(sign):** _____

Onterris ENTHALPY ANALYTICAL

# Analysis Results for 558025

Matt Breuer
Waste Connections
Chiquita Canyon Landfill
29201 Henry Mayo Drive
Castaic, CA 91384

Lab Job #: 558025
Project No: GW MONITORING
Location: CCLF Groundwater
Date Received: 04/21/26

**Sample ID: FP-01** **Lab ID: 558025-001** **Collected: 04/21/26 09:39**
**Matrix: Water**

| 558025-001 Analyte | Result | Qual | Units | RL | MDL | DF | Batch | Prepared | Analyzed | Chemist |
|---|---|---|---|---|---|---|---|---|---|---|
| Method: EPA 300.0<br>Prep Method: METHOD | | | | | | | | | | |
| Fluoride | **0.27** | | mg/L | 0.20 | 0.059 | 1 | 401555 | 04/22/26 16:10 | 04/23/26 08:59 | SSN |
| Chloride | **94** | | mg/L | 1.0 | 0.26 | 1 | 401555 | 04/22/26 16:10 | 04/23/26 08:59 | SSN |
| Bromide | **0.41** | | mg/L | 0.30 | 0.061 | 1 | 401555 | 04/22/26 16:10 | 04/23/26 08:59 | SSN |
| Nitrogen, Nitrate | **0.07** | J | mg/L | 0.10 | 0.05 | 1 | 401555 | 04/22/26 16:10 | 04/23/26 08:59 | SSN |
| Sulfate | **350** | | mg/L | 10 | 1.8 | 10 | 401555 | 04/22/26 16:10 | 04/23/26 14:49 | SSN |
| Method: EPA 350.1<br>Prep Method: METHOD | | | | | | | | | | |
| Ammonia-N | ND | | mg/L | 0.10 | 0.068 | 1 | 401594 | 04/23/26 | 04/23/26 | JAK |
| Method: EPA 410.4<br>Prep Method: EPA 410.4 | | | | | | | | | | |
| Chemical Oxygen Demand | **25** | | mg/L | 4.0 | 2.6 | 1 | 401861 | 04/25/26 | 04/25/26 | ARM |
| Method: EPA 6010B<br>Prep Method: EPA 3015A | | | | | | | | | | |
| Boron | **0.47** | | mg/L | 0.050 | 0.0023 | 1 | 401580 | 04/22/26 | 04/22/26 | SBW |
| Calcium | **150** | | mg/L | 0.10 | 0.022 | 1 | 401580 | 04/22/26 | 04/22/26 | SBW |
| Iron | ND | | mg/L | 0.050 | 0.027 | 1 | 401580 | 04/22/26 | 04/22/26 | SBW |
| Magnesium | **30** | | mg/L | 0.10 | 0.010 | 1 | 401580 | 04/22/26 | 04/22/26 | SBW |
| Manganese | **0.54** | | mg/L | 0.010 | 0.00078 | 1 | 401580 | 04/22/26 | 04/22/26 | SBW |
| Potassium | **1.6** | | mg/L | 0.50 | 0.15 | 1 | 401580 | 04/22/26 | 04/22/26 | SBW |
| Sodium | **140** | | mg/L | 0.50 | 0.017 | 1 | 401580 | 04/22/26 | 04/22/26 | SBW |
| Method: EPA 8260B<br>Prep Method: EPA 5030B | | | | | | | | | | |
| Freon 12 | ND | | ug/L | 1.0 | 0.1 | 1 | 401857 | 04/24/26 | 04/24/26 | LYZ |
| Chloromethane | ND | | ug/L | 1.0 | 0.1 | 1 | 401857 | 04/24/26 | 04/24/26 | LYZ |
| Vinyl Chloride | ND | | ug/L | 0.5 | 0.1 | 1 | 401857 | 04/24/26 | 04/24/26 | LYZ |
| 1,1-Dichloroethene | ND | | ug/L | 0.5 | 0.1 | 1 | 401857 | 04/24/26 | 04/24/26 | LYZ |
| Methylene Chloride | ND | | ug/L | 10 | 0.2 | 1 | 401857 | 04/24/26 | 04/24/26 | LYZ |
| 1,1-Dichloroethane | ND | | ug/L | 0.5 | 0.1 | 1 | 401857 | 04/24/26 | 04/24/26 | LYZ |
| cis-1,2-Dichloroethene | ND | | ug/L | 0.5 | 0.2 | 1 | 401857 | 04/24/26 | 04/24/26 | LYZ |
| 1,2-Dichloroethane | ND | | ug/L | 0.5 | 0.2 | 1 | 401857 | 04/24/26 | 04/24/26 | LYZ |
| Benzene | ND | | ug/L | 0.5 | 0.1 | 1 | 401857 | 04/24/26 | 04/24/26 | LYZ |
| Trichloroethene | ND | | ug/L | 0.5 | 0.2 | 1 | 401857 | 04/24/26 | 04/24/26 | LYZ |
| Tetrachloroethene | ND | | ug/L | 0.5 | 0.2 | 1 | 401857 | 04/24/26 | 04/24/26 | LYZ |
| 1,4-Dichlorobenzene | ND | | ug/L | 0.5 | 0.2 | 1 | 401857 | 04/24/26 | 04/24/26 | LYZ |
| **Surrogates** | | | | **Limits** | | | | | | |
| Dibromofluoromethane | 97% | | %REC | 70-130 | | 1 | 401857 | 04/24/26 | 04/24/26 | LYZ |
| 1,2-Dichloroethane-d4 | 99% | | %REC | 70-130 | | 1 | 401857 | 04/24/26 | 04/24/26 | LYZ |
| Toluene-d8 | 98% | | %REC | 70-130 | | 1 | 401857 | 04/24/26 | 04/24/26 | LYZ |
| Bromofluorobenzene | 99% | | %REC | 70-130 | | 1 | 401857 | 04/24/26 | 04/24/26 | LYZ |



Results for any subcontracted analyses are not included in this section.

# Analysis Results for 558025

| 558025-001 Analyte | Result | Qual | Units | RL | MDL | DF | Batch | Prepared | Analyzed | Chemist |
|---|---|---|---|---|---|---|---|---|---|---|
| Method: EPA 8270C-SIM<br>Prep Method: EPA 3535 | | | | | | | | | | |
| 1,4-Dioxane | **3.3** | | ug/L | 1.0 | 0.84 | 1 | 401611 | 04/23/26 | 04/23/26 | MSS |
| **Surrogates** | | | | **Limits** | | | | | | |
| 1,4-Dioxane-d8 (SUR) | 99% | | %REC | 80-120 | | 1 | 401611 | 04/23/26 | 04/23/26 | MSS |
| Method: SM 4500-S2-D<br>Prep Method: METHOD | | | | | | | | | | |
| Sulfide | ND | | mg/L | 0.10 | | 1 | 401826 | 04/24/26 | 04/24/26 | TXC |
| Method: SM 5310B<br>Prep Method: SM 5310B | | | | | | | | | | |
| Total Organic Carbon | **16** | | mg/L | 1.0 | 0.49 | 1 | 401882 | 04/25/26 | 04/25/26 | BDR |
| Method: SM2320B<br>Prep Method: METHOD | | | | | | | | | | |
| Alkalinity, Bicarbonate, as CaCO3 | **390** | | mg/L | 5.0 | | 2.5 | 401797 | 04/24/26 | 04/24/26 | WWC |
| Alkalinity, Total as CaCO3 | **390** | | mg/L | 5.0 | | 2.5 | 401797 | 04/24/26 | 04/24/26 | WWC |
| Method: SM2540C<br>Prep Method: METHOD | | | | | | | | | | |
| Total Dissolved Solids | **1,100** | | mg/L | 20 | | 2 | 401642 | 04/23/26 | 04/24/26 | JAG |

**Sample ID: QCFB** **Lab ID: 558025-002** **Collected: 04/21/26 09:41**
**Matrix: Water**

| 558025-002 Analyte | Result | Qual | Units | RL | MDL | DF | Batch | Prepared | Analyzed | Chemist |
|---|---|---|---|---|---|---|---|---|---|---|
| Method: EPA 8260B<br>Prep Method: EPA 5030B | | | | | | | | | | |
| Freon 12 | ND | | ug/L | 1.0 | 0.1 | 1 | 401857 | 04/25/26 | 04/25/26 | LYZ |
| Chloromethane | ND | | ug/L | 1.0 | 0.1 | 1 | 401857 | 04/25/26 | 04/25/26 | LYZ |
| Vinyl Chloride | ND | | ug/L | 0.5 | 0.1 | 1 | 401857 | 04/25/26 | 04/25/26 | LYZ |
| 1,1-Dichloroethene | ND | | ug/L | 0.5 | 0.1 | 1 | 401857 | 04/25/26 | 04/25/26 | LYZ |
| Methylene Chloride | **0.5** | J | ug/L | 10 | 0.2 | 1 | 401857 | 04/25/26 | 04/25/26 | LYZ |
| 1,1-Dichloroethane | ND | | ug/L | 0.5 | 0.1 | 1 | 401857 | 04/25/26 | 04/25/26 | LYZ |
| cis-1,2-Dichloroethene | ND | | ug/L | 0.5 | 0.2 | 1 | 401857 | 04/25/26 | 04/25/26 | LYZ |
| 1,2-Dichloroethane | ND | | ug/L | 0.5 | 0.2 | 1 | 401857 | 04/25/26 | 04/25/26 | LYZ |
| Benzene | ND | | ug/L | 0.5 | 0.1 | 1 | 401857 | 04/25/26 | 04/25/26 | LYZ |
| Trichloroethene | ND | | ug/L | 0.5 | 0.2 | 1 | 401857 | 04/25/26 | 04/25/26 | LYZ |
| Tetrachloroethene | ND | | ug/L | 0.5 | 0.2 | 1 | 401857 | 04/25/26 | 04/25/26 | LYZ |
| 1,4-Dichlorobenzene | ND | | ug/L | 0.5 | 0.2 | 1 | 401857 | 04/25/26 | 04/25/26 | LYZ |
| **Surrogates** | | | | **Limits** | | | | | | |
| Dibromofluoromethane | 96% | | %REC | 70-130 | | 1 | 401857 | 04/25/26 | 04/25/26 | LYZ |
| 1,2-Dichloroethane-d4 | 96% | | %REC | 70-130 | | 1 | 401857 | 04/25/26 | 04/25/26 | LYZ |
| Toluene-d8 | 99% | | %REC | 70-130 | | 1 | 401857 | 04/25/26 | 04/25/26 | LYZ |
| Bromofluorobenzene | 97% | | %REC | 70-130 | | 1 | 401857 | 04/25/26 | 04/25/26 | LYZ |



Results for any subcontracted analyses are not included in this section.

# Analysis Results for 558025

| Sample ID: QCTB | Lab ID: 558025-003 | Collected: 04/21/26 |
|---|---|---|
| | Matrix: Water | |

| 558025-003 Analyte | Result | Qual | Units | RL | MDL | DF | Batch | Prepared | Analyzed | Chemist |
|---|---|---|---|---|---|---|---|---|---|---|
| Method: EPA 8260B<br>Prep Method: EPA 5030B | | | | | | | | | | |
| Freon 12 | ND | | ug/L | 1.0 | 0.1 | 1 | 401857 | 04/25/26 | 04/25/26 | LYZ |
| Chloromethane | ND | | ug/L | 1.0 | 0.1 | 1 | 401857 | 04/25/26 | 04/25/26 | LYZ |
| Vinyl Chloride | ND | | ug/L | 0.5 | 0.1 | 1 | 401857 | 04/25/26 | 04/25/26 | LYZ |
| 1,1-Dichloroethene | ND | | ug/L | 0.5 | 0.1 | 1 | 401857 | 04/25/26 | 04/25/26 | LYZ |
| Methylene Chloride | **0.7** | J | ug/L | 10 | 0.2 | 1 | 401857 | 04/25/26 | 04/25/26 | LYZ |
| 1,1-Dichloroethane | ND | | ug/L | 0.5 | 0.1 | 1 | 401857 | 04/25/26 | 04/25/26 | LYZ |
| cis-1,2-Dichloroethene | ND | | ug/L | 0.5 | 0.2 | 1 | 401857 | 04/25/26 | 04/25/26 | LYZ |
| 1,2-Dichloroethane | ND | | ug/L | 0.5 | 0.2 | 1 | 401857 | 04/25/26 | 04/25/26 | LYZ |
| Benzene | ND | | ug/L | 0.5 | 0.1 | 1 | 401857 | 04/25/26 | 04/25/26 | LYZ |
| Trichloroethene | ND | | ug/L | 0.5 | 0.2 | 1 | 401857 | 04/25/26 | 04/25/26 | LYZ |
| Tetrachloroethene | ND | | ug/L | 0.5 | 0.2 | 1 | 401857 | 04/25/26 | 04/25/26 | LYZ |
| 1,4-Dichlorobenzene | ND | | ug/L | 0.5 | 0.2 | 1 | 401857 | 04/25/26 | 04/25/26 | LYZ |
| **Surrogates** | | | | **Limits** | | | | | | |
| Dibromofluoromethane | 97% | | %REC | 70-130 | | 1 | 401857 | 04/25/26 | 04/25/26 | LYZ |
| 1,2-Dichloroethane-d4 | 99% | | %REC | 70-130 | | 1 | 401857 | 04/25/26 | 04/25/26 | LYZ |
| Toluene-d8 | 98% | | %REC | 70-130 | | 1 | 401857 | 04/25/26 | 04/25/26 | LYZ |
| Bromofluorobenzene | 98% | | %REC | 70-130 | | 1 | 401857 | 04/25/26 | 04/25/26 | LYZ |

J Estimated value
ND Not Detected



Results for any subcontracted analyses are not included in this section.

Onterris ENTHALPY ANALYTICAL

# Batch QC

| | | |
|---|---|---|
| **Type:** Blank | **Lab ID:** QC1362753 | **Batch:** 401555 |
| **Matrix:** Water | **Method:** EPA 300.0 | **Prep Method:** METHOD |

| QC1362753 Analyte | Result | Qual | Units | RL | MDL | Prepared | Analyzed |
|---|---|---|---|---|---|---|---|
| Fluoride | ND | | mg/L | 0.20 | 0.059 | 04/22/26 16:10 | 04/22/26 23:30 |
| Chloride | ND | | mg/L | 1.0 | 0.26 | 04/22/26 16:10 | 04/22/26 23:30 |
| Bromide | ND | | mg/L | 0.30 | 0.061 | 04/22/26 16:10 | 04/22/26 23:30 |
| Nitrogen, Nitrate | ND | | mg/L | 0.10 | 0.05 | 04/22/26 16:10 | 04/22/26 23:30 |
| Sulfate | ND | | mg/L | 1.0 | 0.18 | 04/22/26 16:10 | 04/22/26 23:30 |

| | | |
|---|---|---|
| **Type:** Lab Control Sample | **Lab ID:** QC1362754 | **Batch:** 401555 |
| **Matrix:** Water | **Method:** EPA 300.0 | **Prep Method:** METHOD |

| QC1362754 Analyte | Result | Spiked | Units | Recovery | Qual | Limits |
|---|---|---|---|---|---|---|
| Fluoride | 10.25 | 10.00 | mg/L | 103% | | 90-110 |
| Chloride | 48.28 | 50.00 | mg/L | 97% | | 90-110 |
| Bromide | 15.33 | 15.00 | mg/L | 102% | | 90-110 |
| Nitrogen, Nitrate | 4.648 | 4.518 | mg/L | 103% | | 90-110 |
| Sulfate | 25.76 | 25.00 | mg/L | 103% | | 90-110 |

| | | |
|---|---|---|
| **Type:** Matrix Spike | **Lab ID:** QC1362755 | **Batch:** 401555 |
| **Matrix (Source ID):** Water (558034-001) | **Method:** EPA 300.0 | **Prep Method:** METHOD |

| QC1362755 Analyte | Result | Source Sample Result | Spiked | Units | Recovery | Qual | Limits | DF |
|---|---|---|---|---|---|---|---|---|
| Fluoride | 21.06 | 0.2239 | 20.00 | mg/L | 104% | | 80-129 | 1 |
| Chloride | 265.7 | 179.4 | 100.0 | mg/L | 86% | E | 80-123 | 1 |
| Bromide | 16.71 | 0.9004 | 15.00 | mg/L | 105% | | 80-121 | 1 |
| Nitrogen, Nitrate | 9.786 | ND | 9.036 | mg/L | 108% | | 80-123 | 1 |
| Sulfate | 101.7 | 51.11 | 50.00 | mg/L | 101% | E | 79-124 | 1 |

| | | |
|---|---|---|
| **Type:** Matrix Spike Duplicate | **Lab ID:** QC1362756 | **Batch:** 401555 |
| **Matrix (Source ID):** Water (558034-001) | **Method:** EPA 300.0 | **Prep Method:** METHOD |

| QC1362756 Analyte | Result | Source Sample Result | Spiked | Units | Recovery | Qual | Limits | RPD | RPD Lim | DF |
|---|---|---|---|---|---|---|---|---|---|---|
| Fluoride | 21.37 | 0.2239 | 20.00 | mg/L | 106% | | 80-129 | 1 | 21 | 1 |
| Chloride | 266.6 | 179.4 | 100.0 | mg/L | 87% | E | 80-123 | | 20 | 1 |
| Bromide | 16.90 | 0.9004 | 15.00 | mg/L | 107% | | 80-121 | 1 | 20 | 1 |
| Nitrogen, Nitrate | 9.913 | ND | 9.036 | mg/L | 110% | | 80-123 | 1 | 20 | 1 |
| Sulfate | 102.3 | 51.11 | 50.00 | mg/L | 102% | E | 79-124 | | 20 | 1 |

# Batch QC

| Type: | Matrix Spike | Lab ID: | QC1362757 | Batch: | 401555 |
|---|---|---|---|---|---|
| Matrix (Source ID): | Water (558069-001) | Method: | EPA 300.0 | Prep Method: | METHOD |

| QC1362757 Analyte | Result | Source Sample Result | Spiked | Units | Recovery | Qual | Limits | DF |
|---|---|---|---|---|---|---|---|---|
| Fluoride | 21.62 | 0.2694 | 20.00 | mg/L | 107% | | 80-129 | 1 |
| Chloride | 195.8 | 97.78 | 100.0 | mg/L | 98% | | 80-123 | 1 |
| Bromide | 16.60 | 0.8088 | 15.00 | mg/L | 105% | | 80-121 | 1 |
| Nitrogen, Nitrate | 9.741 | ND | 9.036 | mg/L | 108% | | 80-123 | 1 |
| Sulfate | 211.9 | 170.7 | 50.00 | mg/L | 82% | E | 79-124 | 1 |

| Type: | Matrix Spike Duplicate | Lab ID: | QC1362758 | Batch: | 401555 |
|---|---|---|---|---|---|
| Matrix (Source ID): | Water (558069-001) | Method: | EPA 300.0 | Prep Method: | METHOD |

| QC1362758 Analyte | Result | Source Sample Result | Spiked | Units | Recovery | Qual | Limits | RPD | RPD Lim | DF |
|---|---|---|---|---|---|---|---|---|---|---|
| Fluoride | 21.75 | 0.2694 | 20.00 | mg/L | 107% | | 80-129 | 1 | 21 | 1 |
| Chloride | 196.4 | 97.78 | 100.0 | mg/L | 99% | | 80-123 | 0 | 20 | 1 |
| Bromide | 16.71 | 0.8088 | 15.00 | mg/L | 106% | | 80-121 | 1 | 20 | 1 |
| Nitrogen, Nitrate | 9.818 | ND | 9.036 | mg/L | 109% | | 80-123 | 1 | 20 | 1 |
| Sulfate | 212.3 | 170.7 | 50.00 | mg/L | 83% | E | 79-124 | | 20 | 1 |

| Type: | Blank | Lab ID: | QC1362902 | Batch: | 401594 |
|---|---|---|---|---|---|
| Matrix: | Water | Method: | EPA 350.1 | Prep Method: | METHOD |

| QC1362902 Analyte | Result | Qual | Units | RL | MDL | Prepared | Analyzed |
|---|---|---|---|---|---|---|---|
| Ammonia-N | ND | | mg/L | 0.10 | 0.068 | 04/23/26 | 04/23/26 |

| Type: | Lab Control Sample | Lab ID: | QC1362903 | Batch: | 401594 |
|---|---|---|---|---|---|
| Matrix: | Water | Method: | EPA 350.1 | Prep Method: | METHOD |

| QC1362903 Analyte | Result | Spiked | Units | Recovery | Qual | Limits |
|---|---|---|---|---|---|---|
| Ammonia-N | 0.9697 | 1.000 | mg/L | 97% | | 90-110 |

| Type: | Matrix Spike | Lab ID: | QC1362904 | Batch: | 401594 |
|---|---|---|---|---|---|
| Matrix (Source ID): | Water (557992-001) | Method: | EPA 350.1 | Prep Method: | METHOD |

| QC1362904 Analyte | Result | Source Sample Result | Spiked | Units | Recovery | Qual | Limits | DF |
|---|---|---|---|---|---|---|---|---|
| Ammonia-N | 0.9824 | ND | 1.000 | mg/L | 98% | | 90-110 | 1 |

# Batch QC

| Type: | Matrix Spike Duplicate | Lab ID: | QC1362905 | Batch: | 401594 |
|---|---|---|---|---|---|
| Matrix (Source ID): | Water (557992-001) | Method: | EPA 350.1 | Prep Method: | METHOD |

| QC1362905 Analyte | Result | Source Sample Result | Spiked | Units | Recovery | Qual | Limits | RPD | RPD Lim | DF |
|---|---|---|---|---|---|---|---|---|---|---|
| Ammonia-N | 0.9885 | ND | 1.000 | mg/L | 99% | | 90-110 | 1 | 20 | 1 |

| Type: | Matrix Spike | Lab ID: | QC1362906 | Batch: | 401594 |
|---|---|---|---|---|---|
| Matrix (Source ID): | Water (557992-002) | Method: | EPA 350.1 | Prep Method: | METHOD |

| QC1362906 Analyte | Result | Source Sample Result | Spiked | Units | Recovery | Qual | Limits | DF |
|---|---|---|---|---|---|---|---|---|
| Ammonia-N | 1.115 | 0.1749 | 1.000 | mg/L | 94% | | 90-110 | 1 |

| Type: | Matrix Spike Duplicate | Lab ID: | QC1362907 | Batch: | 401594 |
|---|---|---|---|---|---|
| Matrix (Source ID): | Water (557992-002) | Method: | EPA 350.1 | Prep Method: | METHOD |

| QC1362907 Analyte | Result | Source Sample Result | Spiked | Units | Recovery | Qual | Limits | RPD | RPD Lim | DF |
|---|---|---|---|---|---|---|---|---|---|---|
| Ammonia-N | 1.165 | 0.1749 | 1.000 | mg/L | 99% | | 90-110 | 4 | 20 | 1 |

| Type: | Blank | Lab ID: | QC1363783 | Batch: | 401861 |
|---|---|---|---|---|---|
| Matrix: | Water | Method: | EPA 410.4 | Prep Method: | EPA 410.4 |

| QC1363783 Analyte | Result | Qual | Units | RL | MDL | Prepared | Analyzed |
|---|---|---|---|---|---|---|---|
| Chemical Oxygen Demand | ND | | mg/L | 4.0 | 2.6 | 04/25/26 | 04/25/26 |

| Type: | Lab Control Sample | Lab ID: | QC1363784 | Batch: | 401861 |
|---|---|---|---|---|---|
| Matrix: | Water | Method: | EPA 410.4 | Prep Method: | EPA 410.4 |

| QC1363784 Analyte | Result | Spiked | Units | Recovery | Qual | Limits |
|---|---|---|---|---|---|---|
| Chemical Oxygen Demand | 100.0 | 100.0 | mg/L | 100% | | 90-110 |

| Type: | Matrix Spike | Lab ID: | QC1363785 | Batch: | 401861 |
|---|---|---|---|---|---|
| Matrix (Source ID): | Water (558025-001) | Method: | EPA 410.4 | Prep Method: | EPA 410.4 |

| QC1363785 Analyte | Result | Source Sample Result | Spiked | Units | Recovery | Qual | Limits | DF |
|---|---|---|---|---|---|---|---|---|
| Chemical Oxygen Demand | 132.0 | 25.00 | 100.0 | mg/L | 107% | | 75-125 | 2 |

# Batch QC

| Type: | Matrix Spike Duplicate | Lab ID: | QC1363786 | Batch: | 401861 |
|---|---|---|---|---|---|
| Matrix (Source ID): | Water (558025-001) | Method: | EPA 410.4 | Prep Method: | EPA 410.4 |

| QC1363786 Analyte | Result | Source Sample Result | Spiked | Units | Recovery | Qual | Limits | RPD | RPD Lim | DF |
|---|---|---|---|---|---|---|---|---|---|---|
| Chemical Oxygen Demand | 132.0 | 25.00 | 100.0 | mg/L | 107% | | 75-125 | 0 | 20 | 2 |

| Type: | Matrix Spike | Lab ID: | QC1363787 | Batch: | 401861 |
|---|---|---|---|---|---|
| Matrix (Source ID): | Water (558077-001) | Method: | EPA 410.4 | Prep Method: | EPA 410.4 |

| QC1363787 Analyte | Result | Source Sample Result | Spiked | Units | Recovery | Qual | Limits | DF |
|---|---|---|---|---|---|---|---|---|
| Chemical Oxygen Demand | 122.0 | 27.00 | 100.0 | mg/L | 95% | | 75-125 | 2 |

| Type: | Matrix Spike Duplicate | Lab ID: | QC1363788 | Batch: | 401861 |
|---|---|---|---|---|---|
| Matrix (Source ID): | Water (558077-001) | Method: | EPA 410.4 | Prep Method: | EPA 410.4 |

| QC1363788 Analyte | Result | Source Sample Result | Spiked | Units | Recovery | Qual | Limits | RPD | RPD Lim | DF |
|---|---|---|---|---|---|---|---|---|---|---|
| Chemical Oxygen Demand | 128.0 | 27.00 | 100.0 | mg/L | 101% | | 75-125 | 5 | 20 | 2 |

| Type: | Blank | Lab ID: | QC1362823 | Batch: | 401580 |
|---|---|---|---|---|---|
| Matrix: | Water | Method: | EPA 6010B | Prep Method: | EPA 3015A |

| QC1362823 Analyte | Result | Qual | Units | RL | MDL | Prepared | Analyzed |
|---|---|---|---|---|---|---|---|
| Boron | ND | | mg/L | 0.050 | 0.0023 | 04/22/26 | 04/22/26 |
| Calcium | ND | | mg/L | 0.10 | 0.022 | 04/22/26 | 04/22/26 |
| Iron | ND | | mg/L | 0.027 | 0.027 | 04/22/26 | 04/22/26 |
| Magnesium | ND | | mg/L | 0.10 | 0.010 | 04/22/26 | 04/22/26 |
| Manganese | ND | | mg/L | 0.010 | 0.00078 | 04/22/26 | 04/22/26 |
| Potassium | ND | | mg/L | 0.50 | 0.15 | 04/22/26 | 04/22/26 |
| Sodium | 0.031 | J | mg/L | 0.50 | 0.017 | 04/22/26 | 04/22/26 |

| Type: | Lab Control Sample | Lab ID: | QC1362824 | Batch: | 401580 |
|---|---|---|---|---|---|
| Matrix: | Water | Method: | EPA 6010B | Prep Method: | EPA 3015A |

| QC1362824 Analyte | Result | Spiked | Units | Recovery | Qual | Limits |
|---|---|---|---|---|---|---|
| Boron | 0.3514 | 0.4000 | mg/L | 88% | | 80-120 |
| Calcium | 18.44 | 20.40 | mg/L | 90% | | 80-120 |
| Iron | 0.3526 | 0.4000 | mg/L | 88% | | 80-120 |
| Magnesium | 18.24 | 20.40 | mg/L | 89% | | 80-120 |
| Manganese | 0.3747 | 0.4000 | mg/L | 94% | | 80-120 |
| Potassium | 21.69 | 24.00 | mg/L | 90% | | 80-120 |
| Sodium | 18.41 | 20.40 | mg/L | 90% | | 80-120 |

# Batch QC

| Type: | Matrix Spike | Lab ID: | QC1362825 | Batch: | 401580 |
|---|---|---|---|---|---|
| Matrix (Source ID): | Water (558025-001) | Method: | EPA 6010B | Prep Method: | EPA 3015A |

| QC1362825 Analyte | Result | Source Sample Result | Spiked | Units | Recovery | Qual | Limits | DF |
|---|---|---|---|---|---|---|---|---|
| Boron | 0.8465 | 0.4657 | 0.4000 | mg/L | 95% | | 75-125 | 1 |
| Calcium | 171.9 | 154.5 | 20.40 | mg/L | 85% | NM | 75-125 | 1 |
| Iron | 0.3717 | ND | 0.4000 | mg/L | 93% | | 75-125 | 1 |
| Magnesium | 49.09 | 30.42 | 20.40 | mg/L | 91% | | 75-125 | 1 |
| Manganese | 0.9253 | 0.5371 | 0.4000 | mg/L | 97% | | 75-125 | 1 |
| Potassium | 24.81 | 1.580 | 24.00 | mg/L | 97% | | 75-125 | 1 |
| Sodium | 156.8 | 138.9 | 20.40 | mg/L | 88% | NM | 75-125 | 1 |

| Type: | Matrix Spike Duplicate | Lab ID: | QC1362826 | Batch: | 401580 |
|---|---|---|---|---|---|
| Matrix (Source ID): | Water (558025-001) | Method: | EPA 6010B | Prep Method: | EPA 3015A |

| QC1362826 Analyte | Result | Source Sample Result | Spiked | Units | Recovery | Qual | Limits | RPD | RPD Lim | DF |
|---|---|---|---|---|---|---|---|---|---|---|
| Boron | 0.8401 | 0.4657 | 0.4000 | mg/L | 94% | | 75-125 | 1 | 20 | 1 |
| Calcium | 170.9 | 154.5 | 20.40 | mg/L | 80% | NM | 75-125 | 1 | 20 | 1 |
| Iron | 0.3646 | ND | 0.4000 | mg/L | 91% | | 75-125 | 2 | 22 | 1 |
| Magnesium | 48.64 | 30.42 | 20.40 | mg/L | 89% | | 75-125 | 1 | 20 | 1 |
| Manganese | 0.9202 | 0.5371 | 0.4000 | mg/L | 96% | | 75-125 | 1 | 20 | 1 |
| Potassium | 24.38 | 1.580 | 24.00 | mg/L | 95% | | 75-125 | 2 | 20 | 1 |
| Sodium | 155.9 | 138.9 | 20.40 | mg/L | 84% | NM | 75-125 | 1 | 20 | 1 |

| Type: | Serial Dilution | Lab ID: | QC1362842 | Batch: | 401580 |
|---|---|---|---|---|---|
| Matrix (Source ID): | Water (558025-001) | Method: | EPA 6010B | Prep Method: | EPA 3015A |

| QC1362842 Analyte | Result | Source Sample Result | Units | Qual | RPD | RPD Lim | DF |
|---|---|---|---|---|---|---|---|
| Boron | 0.5023 | 0.4657 | mg/L | | | | 5 |
| Calcium | 165.0 | 154.5 | mg/L | | | | 5 |
| Iron | ND | ND | mg/L | | | | 5 |
| Magnesium | 32.78 | 30.42 | mg/L | | | | 5 |
| Manganese | 0.5785 | 0.5371 | mg/L | | | | 5 |
| Potassium | 1.462 | 1.580 | mg/L | J | | | 5 |
| Sodium | 148.2 | 138.9 | mg/L | | | | 5 |

# Batch QC

| Type: Lab Control Sample | Lab ID: QC1363765 | Batch: 401857 |
|---|---|---|
| Matrix: Water | Method: EPA 8260B | Prep Method: EPA 5030B |

| QC1363765 Analyte | Result | Spiked | Units | Recovery | Qual | Limits |
|---|---|---|---|---|---|---|
| 1,1-Dichloroethene | 55.63 | 50.00 | ug/L | 111% | | 69-128 |
| MTBE | 52.39 | 50.00 | ug/L | 105% | | 66-125 |
| Benzene | 53.26 | 50.00 | ug/L | 107% | | 76-121 |
| Trichloroethene | 53.98 | 50.00 | ug/L | 108% | | 76-124 |
| Toluene | 52.90 | 50.00 | ug/L | 106% | | 76-120 |
| Chlorobenzene | 52.35 | 50.00 | ug/L | 105% | | 78-120 |
| **Surrogates** | | | | | | |
| Dibromofluoromethane | 47.11 | 50.00 | ug/L | 94% | | 70-130 |
| 1,2-Dichloroethane-d4 | 47.82 | 50.00 | ug/L | 96% | | 70-130 |
| Toluene-d8 | 49.68 | 50.00 | ug/L | 99% | | 70-130 |
| Bromofluorobenzene | 50.03 | 50.00 | ug/L | 100% | | 70-130 |

| Type: Lab Control Sample Duplicate | Lab ID: QC1363766 | Batch: 401857 |
|---|---|---|
| Matrix: Water | Method: EPA 8260B | Prep Method: EPA 5030B |

| QC1363766 Analyte | Result | Spiked | Units | Recovery | Qual | Limits | RPD | RPD Lim |
|---|---|---|---|---|---|---|---|---|
| 1,1-Dichloroethene | 52.95 | 50.00 | ug/L | 106% | | 69-128 | 5 | 23 |
| MTBE | 51.58 | 50.00 | ug/L | 103% | | 66-125 | 2 | 22 |
| Benzene | 52.44 | 50.00 | ug/L | 105% | | 76-121 | 2 | 21 |
| Trichloroethene | 53.84 | 50.00 | ug/L | 108% | | 76-124 | 0 | 22 |
| Toluene | 52.58 | 50.00 | ug/L | 105% | | 76-120 | 1 | 21 |
| Chlorobenzene | 52.18 | 50.00 | ug/L | 104% | | 78-120 | 0 | 20 |
| **Surrogates** | | | | | | | | |
| Dibromofluoromethane | 47.61 | 50.00 | ug/L | 95% | | 70-130 | | |
| 1,2-Dichloroethane-d4 | 49.26 | 50.00 | ug/L | 99% | | 70-130 | | |
| Toluene-d8 | 50.05 | 50.00 | ug/L | 100% | | 70-130 | | |
| Bromofluorobenzene | 49.66 | 50.00 | ug/L | 99% | | 70-130 | | |

| Type: Matrix Spike | Lab ID: QC1363779 | Batch: 401857 |
|---|---|---|
| Matrix (Source ID): Water (558025-001) | Method: EPA 8260B | Prep Method: EPA 5030B |

| QC1363779 Analyte | Result | Source Sample Result | Spiked | Units | Recovery | Qual | Limits | DF |
|---|---|---|---|---|---|---|---|---|
| 1,1-Dichloroethene | 23.11 | ND | 20.00 | ug/L | 116% | | 62-131 | 1 |
| MTBE | 23.17 | ND | 20.00 | ug/L | 116% | | 61-124 | 1 |
| Benzene | 22.75 | ND | 20.00 | ug/L | 114% | | 70-123 | 1 |
| Trichloroethene | 23.40 | ND | 20.00 | ug/L | 117% | | 65-131 | 1 |
| Toluene | 22.25 | ND | 20.00 | ug/L | 111% | | 69-120 | 1 |
| Chlorobenzene | 22.81 | ND | 20.00 | ug/L | 114% | | 72-121 | 1 |
| **Surrogates** | | | | | | | | |
| Dibromofluoromethane | 47.54 | | 50.00 | ug/L | 95% | | 70-130 | 1 |
| 1,2-Dichloroethane-d4 | 51.07 | | 50.00 | ug/L | 102% | | 70-130 | 1 |
| Toluene-d8 | 49.63 | | 50.00 | ug/L | 99% | | 70-130 | 1 |
| Bromofluorobenzene | 48.70 | | 50.00 | ug/L | 97% | | 70-130 | 1 |

# Batch QC

| Type: | Matrix Spike Duplicate | Lab ID: | QC1363780 | Batch: | 401857 |
|---|---|---|---|---|---|
| Matrix (Source ID): | Water (558025-001) | Method: | EPA 8260B | Prep Method: | EPA 5030B |

| QC1363780 Analyte | Result | Source Sample Result | Spiked | Units | Recovery | Qual | Limits | RPD | RPD Lim | DF |
|---|---|---|---|---|---|---|---|---|---|---|
| 1,1-Dichloroethene | 22.33 | ND | 20.00 | ug/L | 112% | | 62-131 | 3 | 31 | 1 |
| MTBE | 23.04 | ND | 20.00 | ug/L | 115% | | 61-124 | 1 | 30 | 1 |
| Benzene | 22.00 | ND | 20.00 | ug/L | 110% | | 70-123 | 3 | 31 | 1 |
| Trichloroethene | 22.29 | ND | 20.00 | ug/L | 111% | | 65-131 | 5 | 31 | 1 |
| Toluene | 21.60 | ND | 20.00 | ug/L | 108% | | 69-120 | 3 | 29 | 1 |
| Chlorobenzene | 22.02 | ND | 20.00 | ug/L | 110% | | 72-121 | 3 | 29 | 1 |
| **Surrogates** | | | | | | | | | | |
| Dibromofluoromethane | 48.14 | | 50.00 | ug/L | 96% | | 70-130 | | | 1 |
| 1,2-Dichloroethane-d4 | 51.32 | | 50.00 | ug/L | 103% | | 70-130 | | | 1 |
| Toluene-d8 | 48.90 | | 50.00 | ug/L | 98% | | 70-130 | | | 1 |
| Bromofluorobenzene | 48.95 | | 50.00 | ug/L | 98% | | 70-130 | | | 1 |

| Type: | Blank | Lab ID: | QC1363781 | Batch: | 401857 |
|---|---|---|---|---|---|
| Matrix: | Water | Method: | EPA 8260B | Prep Method: | EPA 5030B |

| QC1363781 Analyte | Result | Qual | Units | RL | MDL | Prepared | Analyzed |
|---|---|---|---|---|---|---|---|
| Freon 12 | ND | | ug/L | 1.0 | 0.1 | 04/24/26 | 04/24/26 |
| Chloromethane | ND | | ug/L | 1.0 | 0.1 | 04/24/26 | 04/24/26 |
| Vinyl Chloride | ND | | ug/L | 0.5 | 0.1 | 04/24/26 | 04/24/26 |
| 1,1-Dichloroethene | ND | | ug/L | 0.5 | 0.1 | 04/24/26 | 04/24/26 |
| Methylene Chloride | ND | | ug/L | 10 | 0.2 | 04/24/26 | 04/24/26 |
| 1,1-Dichloroethane | ND | | ug/L | 0.5 | 0.1 | 04/24/26 | 04/24/26 |
| cis-1,2-Dichloroethene | ND | | ug/L | 0.5 | 0.2 | 04/24/26 | 04/24/26 |
| 1,2-Dichloroethane | ND | | ug/L | 0.5 | 0.2 | 04/24/26 | 04/24/26 |
| Benzene | ND | | ug/L | 0.5 | 0.1 | 04/24/26 | 04/24/26 |
| Trichloroethene | ND | | ug/L | 0.5 | 0.2 | 04/24/26 | 04/24/26 |
| Tetrachloroethene | ND | | ug/L | 0.5 | 0.2 | 04/24/26 | 04/24/26 |
| 1,4-Dichlorobenzene | ND | | ug/L | 0.5 | 0.2 | 04/24/26 | 04/24/26 |
| **Surrogates** | | | | **Limits** | | | |
| Dibromofluoromethane | 96% | | %REC | 70-130 | | 04/24/26 | 04/24/26 |
| 1,2-Dichloroethane-d4 | 98% | | %REC | 70-130 | | 04/24/26 | 04/24/26 |
| Toluene-d8 | 98% | | %REC | 70-130 | | 04/24/26 | 04/24/26 |
| Bromofluorobenzene | 96% | | %REC | 70-130 | | 04/24/26 | 04/24/26 |

| Type: | Blank | Lab ID: | QC1362968 | Batch: | 401611 |
|---|---|---|---|---|---|
| Matrix: | Water | Method: | EPA 8270C-SIM | Prep Method: | EPA 3535 |

| QC1362968 Analyte | Result | Qual | Units | RL | MDL | Prepared | Analyzed |
|---|---|---|---|---|---|---|---|
| 1,4-Dioxane | ND | | ug/L | 1.0 | 0.84 | 04/23/26 | 04/23/26 |
| **Surrogates** | | | | **Limits** | | | |
| 1,4-Dioxane-d8 (SUR) | 100% | | %REC | 80-120 | | 04/23/26 | 04/23/26 |

# Batch QC

| Type: Lab Control Sample | Lab ID: QC1362969 | Batch: 401611 |
|---|---|---|
| Matrix: Water | Method: EPA 8270C-SIM | Prep Method: EPA 3535 |

| QC1362969 Analyte | Result | Spiked | Units | Recovery | Qual | Limits |
|---|---|---|---|---|---|---|
| 1,4-Dioxane | 9.454 | 10.00 | ug/L | 95% | | 79-120 |
| **Surrogates** | | | | | | |
| 1,4-Dioxane-d8 (SUR) | 9.984 | 10.00 | ug/L | 100% | | 80-120 |

| Type: Lab Control Sample Duplicate | Lab ID: QC1362970 | Batch: 401611 |
|---|---|---|
| Matrix: Water | Method: EPA 8270C-SIM | Prep Method: EPA 3535 |

| QC1362970 Analyte | Result | Spiked | Units | Recovery | Qual | Limits | RPD | RPD Lim |
|---|---|---|---|---|---|---|---|---|
| 1,4-Dioxane | 9.202 | 10.00 | ug/L | 92% | | 79-120 | 3 | 20 |
| **Surrogates** | | | | | | | | |
| 1,4-Dioxane-d8 (SUR) | 9.934 | 10.00 | ug/L | 99% | | 80-120 | | |

| Type: Blank | Lab ID: QC1363658 | Batch: 401826 |
|---|---|---|
| Matrix: Water | Method: SM 4500-S2-D | Prep Method: METHOD |

| QC1363658 Analyte | Result | Qual | Units | RL | MDL | Prepared | Analyzed |
|---|---|---|---|---|---|---|---|
| Sulfide | ND | | mg/L | 0.10 | | 04/24/26 | 04/24/26 |

| Type: Lab Control Sample | Lab ID: QC1363659 | Batch: 401826 |
|---|---|---|
| Matrix: Water | Method: SM 4500-S2-D | Prep Method: METHOD |

| QC1363659 Analyte | Result | Spiked | Units | Recovery | Qual | Limits |
|---|---|---|---|---|---|---|
| Sulfide | 0.9000 | 1.000 | mg/L | 90% | | 90-110 |

| Type: Matrix Spike | Lab ID: QC1363660 | Batch: 401826 |
|---|---|---|
| Matrix (Source ID): Water (558163-001) | Method: SM 4500-S2-D | Prep Method: METHOD |

| QC1363660 Analyte | Result | Source Sample Result | Spiked | Units | Recovery | Qual | Limits | DF |
|---|---|---|---|---|---|---|---|---|
| Sulfide | 0.9000 | ND | 1.000 | mg/L | 90% | | 80-120 | 1 |

| Type: Matrix Spike Duplicate | Lab ID: QC1363661 | Batch: 401826 |
|---|---|---|
| Matrix (Source ID): Water (558163-001) | Method: SM 4500-S2-D | Prep Method: METHOD |

| QC1363661 Analyte | Result | Source Sample Result | Spiked | Units | Recovery | Qual | Limits | RPD | RPD Lim | DF |
|---|---|---|---|---|---|---|---|---|---|---|
| Sulfide | 0.8000 | ND | 1.000 | mg/L | 80% | | 80-120 | 12 | 20 | 1 |

# Batch QC

| Type: Blank | Lab ID: QC1363877 | Batch: 401882 |
|---|---|---|
| Matrix: Water | Method: SM 5310B | Prep Method: SM 5310B |

| QC1363877 Analyte | Result | Qual | Units | RL | MDL | Prepared | Analyzed |
|---|---|---|---|---|---|---|---|
| Total Organic Carbon | ND | | mg/L | 1.0 | 0.49 | 04/25/26 | 04/25/26 |

| Type: Lab Control Sample | Lab ID: QC1363878 | Batch: 401882 |
|---|---|---|
| Matrix: Water | Method: SM 5310B | Prep Method: SM 5310B |

| QC1363878 Analyte | Result | Spiked | Units | Recovery | Qual | Limits |
|---|---|---|---|---|---|---|
| Total Organic Carbon | 23.81 | 25.00 | mg/L | 95% | | 85-115 |

| Type: Matrix Spike | Lab ID: QC1363879 | Batch: 401882 |
|---|---|---|
| Matrix (Source ID): Water (558338-001) | Method: SM 5310B | Prep Method: SM 5310B |

| QC1363879 Analyte | Result | Source Sample Result | Spiked | Units | Recovery | Qual | Limits | DF |
|---|---|---|---|---|---|---|---|---|
| Total Organic Carbon | 44,760 | 30500 | 12500 | mg/L | 114% | | 75-125 | 500 |

| Type: Matrix Spike Duplicate | Lab ID: QC1363880 | Batch: 401882 |
|---|---|---|
| Matrix (Source ID): Water (558338-001) | Method: SM 5310B | Prep Method: SM 5310B |

| QC1363880 Analyte | Result | Source Sample Result | Spiked | Units | Recovery | Qual | Limits | RPD | RPD Lim | DF |
|---|---|---|---|---|---|---|---|---|---|---|
| Total Organic Carbon | 44,630 | 30500 | 12500 | mg/L | 113% | | 75-125 | 0 | 25 | 500 |

| Type: Blank | Lab ID: QC1363574 | Batch: 401797 |
|---|---|---|
| Matrix: Water | Method: SM2320B | Prep Method: METHOD |

| QC1363574 Analyte | Result | Qual | Units | RL | MDL | Prepared | Analyzed |
|---|---|---|---|---|---|---|---|
| Alkalinity, Bicarbonate, as CaCO3 | ND | | mg/L | 2.0 | | 04/24/26 | 04/24/26 |
| Alkalinity, Total as CaCO3 | ND | | mg/L | 2.0 | | 04/24/26 | 04/24/26 |

| Type: Lab Control Sample | Lab ID: QC1363575 | Batch: 401797 |
|---|---|---|
| Matrix: Water | Method: SM2320B | Prep Method: METHOD |

| QC1363575 Analyte | Result | Spiked | Units | Recovery | Qual | Limits |
|---|---|---|---|---|---|---|
| Alkalinity, Total as CaCO3 | 101.7 | 100.0 | mg/L | 102% | | 90-110 |

| Type: Sample Duplicate | Lab ID: QC1363576 | Batch: 401797 |
|---|---|---|
| Matrix (Source ID): Water (558025-001) | Method: SM2320B | Prep Method: METHOD |

| QC1363576 Analyte | Result | Source Sample Result | Units | Qual | RPD | RPD Lim | DF |
|---|---|---|---|---|---|---|---|
| Alkalinity, Bicarbonate, as CaCO3 | 403.6 | 393.1 | mg/L | | 3 | 20 | 2.5 |
| Alkalinity, Total as CaCO3 | 403.6 | 393.1 | mg/L | | 3 | 20 | 2.5 |

# Batch QC

| | | |
|---|---|---|
| **Type: Blank** | **Lab ID: QC1363118** | **Batch: 401642** |
| **Matrix: Water** | **Method: SM2540C** | **Prep Method: METHOD** |

| QC1363118 Analyte | Result | Qual | Units | RL | MDL | Prepared | Analyzed |
|---|---|---|---|---|---|---|---|
| Total Dissolved Solids | ND | | mg/L | 20 | | 04/23/26 | 04/24/26 |

| | | |
|---|---|---|
| **Type: Lab Control Sample** | **Lab ID: QC1363119** | **Batch: 401642** |
| **Matrix: Water** | **Method: SM2540C** | **Prep Method: METHOD** |

| QC1363119 Analyte | Result | Spiked | Units | Recovery | Qual | Limits |
|---|---|---|---|---|---|---|
| Total Dissolved Solids | 998.0 | 1000 | mg/L | 100% | | 90-110 |

| | | |
|---|---|---|
| **Type: Sample Duplicate** | **Lab ID: QC1363120** | **Batch: 401642** |
| **Matrix (Source ID): Water (557895-001)** | **Method: SM2540C** | **Prep Method: METHOD** |

| QC1363120 Analyte | Result | Source Sample Result | Units | Qual | RPD | RPD Lim | DF |
|---|---|---|---|---|---|---|---|
| Total Dissolved Solids | 1,126 | 1130 | mg/L | | 0 | 5 | 2 |

| | | |
|---|---|---|
| **Type: Sample Duplicate** | **Lab ID: QC1363121** | **Batch: 401642** |
| **Matrix (Source ID): Water (557918-001)** | **Method: SM2540C** | **Prep Method: METHOD** |

| QC1363121 Analyte | Result | Source Sample Result | Units | Qual | RPD | RPD Lim | DF |
|---|---|---|---|---|---|---|---|
| Total Dissolved Solids | 1,202 | 1188 | mg/L | | 1 | 5 | 2 |

| | |
|---|---|
| E | Response exceeds instrument's linear range |
| J | Estimated value |
| ND | Not Detected |
| NM | Not Meaningful |

**Laboratory Job Number 558025**

**Subcontracted Products**

**McCampbell Analytical, Inc.**

# McCampbell Analytical, Inc.

*"When Quality Counts"*

# Analytical Report

**WorkOrder:** 2604J26

**Report Created for:** Onterris Laboratories, LLC.

931 West Barkley Avenue
Orange, CA 92868

**Project Contact:** David Tripp
**Project P.O.:** 096843
**Project:** EO-558025

**Project Location:**
**Project Received:** 04/23/2026

Analytical Report reviewed & approved for release on 04/30/2026 by:

Yen Cao

Yen Cao
Project Manager

***McCampbell Analytical Inc. is not accredited for all the testing in this report. The report shall not be reproduced except in full, without the written approval of the laboratory. The analytical results relate only to the items tested.***

1534 Willow Pass Rd. Pittsburg, CA 94565 ♦ TEL: (877) 252-9262 ♦ FAX: (925) 252-9269 ♦ www.mccampbell.com

McCampbell Analytical, Inc.
*"When Quality Counts"*

1534 Willow Pass Road, Pittsburg, CA 94565-1701
Toll Free Telephone: (877) 252-9262 / Fax: (925) 252-9269
http://www.mccampbell.com / E-mail: main@mccampbell.com

# Glossary of Terms & Qualifier Definitions

**Client:** Onterris Laboratories, LLC. **WorkOrder:** 2604J26

**Project:** EO-558025

## Glossary Abbreviation

| | |
|---|---|
| %D | Serial Dilution Percent Difference |
| 95% Interval | 95% Confident Interval |
| CCV | Continuing Calibration Verification. |
| CCV REC (%) | The % recovery of Continuing Calibration Verification |
| DF | Dilution Factor |
| DI WET | (DISTLC) Waste Extraction Test using DI water |
| DISS | Dissolved (sample filtered using a 0.45 µm filter size) |
| DLT | Dilution Test (Serial Dilution) |
| DUP | Duplicate |
| EDL | Estimated Detection Limit |
| ITEF | International Toxicity Equivalence Factor |
| LCS | Laboratory Control Sample |
| LCS2 | Second LCS for the batch. Spike level is lower than that for the first LCS; applicable to method 1633. |
| LQL | Lowest Quantitation Level |
| MB | Method Blank |
| MB IS/SS % Rec | % Recovery of Internal Standard or Surrogate in Method Blank, if applicable |
| MB SS % Rec | % Recovery of Surrogate in Method Blank, if applicable |
| MDL | Method Detection Limit [1] |
| ML | Minimum Level of Quantitation |
| MS | Matrix Spike |
| MSD | Matrix Spike Duplicate |
| NA | Not Applicable |
| ND | Not detected at or above the indicated MDL (if present) or RL. |
| NR | Data Not Reported due to matrix interference or insufficient sample amount. |
| PDS | Post Digestion Spike |
| PF | Prep Factor |
| RD | Relative Difference |
| RL | Reporting Limit [2] |
| RPD | Relative Percent Difference |
| RRT | Relative Retention Time |
| RSD | Relative Standard Deviation |
| SPK Val | Spike Value |
| SPKRef Val | Spike Reference Value |
| SPLP | Synthetic Precipitation Leachate Procedure |

[1] MDL is the minimum measured concentration of a substance that can be reported with 99% confidence that the measured concentration is distinguishable from method blank results. Definition and Procedure for the Determination of the Method Detection Limit, Revision 2, 40CFR, Part 136, Appendix B, EPA 821-R-16-006, December 2016. Values are based upon our default extraction volume/amount and are subject to change.

[2] RL is the lowest level that can be reliably determined within specified limits of precision and accuracy during routine laboratory operating conditions. (The RL cannot be lower than the lowest calibration standard used in the initial calibration of the instrument and must be greater than the MDL.) Values are based upon our default extraction volume/amount and are subject to change.

McCampbell Analytical, Inc.
*"When Quality Counts"*

1534 Willow Pass Road, Pittsburg, CA 94565-1701
Toll Free Telephone: (877) 252-9262 / Fax: (925) 252-9269
http://www.mccampbell.com / E-mail: main@mccampbell.com

# Glossary of Terms & Qualifier Definitions

**Client:** Onterris Laboratories, LLC. **WorkOrder:** 2604J26

**Project:** EO-558025

| | |
|---|---|
| TCLP | Toxicity Characteristic Leachate Procedure |
| TEQ | Toxicity Equivalents |
| TNTC | "Too Numerous to Count;" greater than 250 colonies observed on the plate. |
| TPH-Diesel | Sample results for semi-volatile TPH (diesel, kerosene, oil, etc) were calculated using a background subtraction procedure to correct for instrument baseline rise (column bleed) as described in Sec 7.7.2.2 of EPA 8015 B, C. |
| TZA | TimeZone Net Adjustment for sample collected outside of MAI's Coordinated Universal Time (UTC). (Adjustment for Daylight Saving is not accounted.) |
| WET (STLC) | Waste Extraction Test (Soluble Threshold Limit Concentration) |

McCampbell Analytical, Inc.
*"When Quality Counts"*

1534 Willow Pass Road, Pittsburg, CA 94565-1701
Toll Free Telephone: (877) 252-9262 / Fax: (925) 252-9269
http://www.mccampbell.com / E-mail: main@mccampbell.com

# Analytical Report

| | | | |
|---|---|---|---|
| **Client:** | Onterris Laboratories, LLC. | **WorkOrder:** | 2604J26 |
| **Date Received:** | 04/23/2026 9:54 | **Extraction Method:** | RSK175 |
| **Date Prepared:** | 04/28/2026 | **Analytical Method:** | RSK175 |
| **Project:** | EO-558025 | **Unit:** | µg/L |

## Dissolved Carbon Dioxide by RSK 175

| Client ID | Lab ID | Matrix | Date Collected | Instrument FileID | Batch ID |
|---|---|---|---|---|---|
| FP-01 | 2604J26-001A | Water | 04/21/2026 09:39 | GC26 0428261204.D | 340697 |

| Analytes | Result | MDL | RL | DF | Date Analyzed |
|---|---|---|---|---|---|
| Carbon Dioxide | **33,000** | 2000 | 2000 | 40 | 04/28/2026 14:12 |

Analyst(s): CLO

McCampbell Analytical, Inc.
*"When Quality Counts"*

1534 Willow Pass Road, Pittsburg, CA 94565-1701
Toll Free Telephone: (877) 252-9262 / Fax: (925) 252-9269
http://www.mccampbell.com / E-mail: main@mccampbell.com

# Quality Control Report

| | | | |
|---|---|---|---|
| **Client:** | Onterris Laboratories, LLC. | **WorkOrder:** | 2604J26 |
| **Date Prepared:** | 04/28/2026 | **BatchID:** | 340697 |
| **Date Analyzed:** | 04/28/2026 | **Extraction Method:** | RSK175 |
| **Instrument:** | GC26 | **Analytical Method:** | RSK175 |
| **Matrix:** | Water | **Unit:** | µg/L |
| **Project:** | EO-558025 | **Sample ID:** | MB/LCS/LCSD-340697 |

## QC Summary Report for RSK175

| Analyte | MB Result | MDL | RL | | | |
|---|---|---|---|---|---|---|
| Carbon Dioxide | ND | 50 | 50 | - | - | - |

| Analyte | LCS Result | LCSD Result | SPK Val | LCS %REC | LCSD %REC | LCS/LCSD Limits | RPD | RPD Limit |
|---|---|---|---|---|---|---|---|---|
| Carbon Dioxide | 170 | 160 | 187.2 | 92 | 84 | 70-130 | 10.1 | 30 |

McCampbell Analytical, Inc.
1534 Willow Pass Rd
Pittsburg, CA 94565-1701
(925) 252-9262

# CHAIN-OF-CUSTODY RECORD



**WorkOrder: 2604J26** **ClientCode: ENO** **QuoteID: 262776**

☐ WaterTrax ☐ CLIP ☐ EDF ☑ EQuIS ☑ Dry-Weight ☑ Email ☐ HardCopy ☐ ThirdParty ☑ J-flag
☑ Detection Summary ☑ **Excel** [A1_Standard _QC]

Report to:
David Tripp
Onterris Laboratories, LLC.
931 West Barkley Avenue
Orange, CA 92868
657-581-4710 FAX:

Email: david.tripp@enthalpy.com
cc/3rd Party: incomingreports@enthalpy.com;
PO: 096843
Project: EO-558025

Bill to:
Accounts Payable/Enthalpy SoCal
Montrose Environmental Group
PO Box 842165
Boston, MA 02284-2165
003EL_ap@montrose-env.com

**Requested TAT: 5 days;**

*Date Received:* **04/23/2026**
*Date Logged:* **04/23/2026**

| Lab ID | ClientSampID | Matrix | Collection Date | Hold | Requested Tests (See legend below) | | | | | | | | | | | |
|---|---|---|---|---|---|---|---|---|---|---|---|---|---|---|---|---|
| | | | | | 1 | 2 | 3 | 4 | 5 | 6 | 7 | 8 | 9 | 10 | 11 | 12 |
| 2604J26-001 | FP-01 | Water | 4/21/2026 09:39 | ☐ | A | A | | | | | | | | | | |

**Test Legend:**

| | | | | | | | |
|---|---|---|---|---|---|---|---|
| 1 | PRDisposal Fee | 2 | RSK175_CO2_W | 3 | | 4 | |
| 5 | | 6 | | 7 | | 8 | |
| 9 | | 10 | | 11 | | 12 | |

**Project Manager: Jena Alfaro**

**Prepared by: Chyna Thomas**

**Comments:**

NOTE: Soil samples are discarded 60 days after receipt unless other arrangements are made (Water samples are 30 days).
Hazardous samples will be returned to client or disposed of at client expense.

McCampbell Analytical, Inc.
*"When Quality Counts"*

1534 Willow Pass Road, Pittsburg, CA 94565-1701
Toll Free Telephone: (877) 252-9262 / Fax: (925) 252-9269
http://www.mccampbell.com / E-mail: main@mccampbell.com

# WORK ORDER SUMMARY

**Client Name:** ONTERRIS LABORATORIES, LLC. **Project:** EO-558025 **Work Order:** 2604J26
**Client Contact:** David Tripp **QC Level:** LEVEL 2
**Contact's Email:** david.tripp@enthalpy.com **Comments:** **Date Logged:** 4/23/2026

☐ WaterTrax ☐ CLIP ☐ EDF ☑ Excel ☐ EQuIS ☑ Email ☐ HardCopy ☐ ThirdParty ☑ J-flag

| LabID | ClientSampID | Matrix | Test Name | Cont./ Comp. | Bottle & Preservative | U** | Head Space | Dry-Weight | Collection Date & Time | TAT | Test Due Date | Sediment Content | Hold | Sub Out |
|---|---|---|---|---|---|---|---|---|---|---|---|---|---|---|
| 001A | FP-01 | Water | RSK175 (CO2) | 1 | VOA, Unpres | ☐ | ☐ | ☐ | 4/21/2026 9:39 | 5 days | 4/30/2026 | None | ☐ | ☐ |

**NOTES:** *** STLC and TCLP extractions require 2 days to complete; therefore, all TATs begin after the extraction is completed (i.e., One-day TAT yields results in 3 days from sample submission).**

**- ISM prep requires 5 to 10 days to complete; therefore, all TATs begin after the extraction is completed (i.e., One-day TAT yields results in 6 to 11 days from sample submission). Due date listed on WO summary will not accurately reflect the time needed for sample preparation.**

**- Organic extracts are held for 40 days before disposal; Inorganic extract are held for 30 days.**

**- MAI assumes that all material present in the provided sampling container is considered part of the sample - MAI does not exclude any material from the sample prior to sample preparation unless requested in writing by the client.**

**U** = An unpreserved container was received for a method that suggests a preservation in order to extend hold time for analysis.**

**Cont./Comp. = Containers /Composites**

2604J26

ENTHALPY ANALYTICAL

931 West Barkley Ave
Orange, CA 92868
(714) 771-6900

Subcontract Laboratory:
McCampbell Analytical, Inc.
1534 Willow Pass Rd.
Pittsburg, CA 94565
ATTN: Quote ID: 262776
PO #: PO-096843

Enthalpy Analytical - Orange Order: EO-558025
PM: DST
Email: david.tripp@enthalpy.com
CC: incomingreports@enthalpy.com
Phone: 657-581-4710

Results Due: Standard TAT
Report Level: II
Report To: MDL
EDDs: Standard Excel EDD

Notes:

| Sample ID | Collected | Lab ID | # Cont. | Matrix | Analysis Requested | Comment |
|---|---|---|---|---|---|---|
| FP-01 | 21-APR-2026 09:39 | 558025-001 | 2 | Water | RSK-175 CO2 | |

| Notes: | Relinquished By: | Received By: |
|---|---|---|
| | Alice T. | GLS |
| | Date: 4/22/26 3:00pm | Date: 4/22/26 3:00pm |
| | GLS | Chyanne |
| | Date: 04/23/26 | Date: 04/23/26 0454 |
| | | |
| | Date: | Date: |

2.4 Wet IR46

McCampbell Analytical, Inc.
*"When Quality Counts"*

1534 Willow Pass Road, Pittsburg, CA 94565-1701
Toll Free Telephone: (877) 252-9262 / Fax: (925) 252-9269
http://www.mccampbell.com / E-mail: main@mccampbell.com

# Sample Receipt Checklist

| | | | |
|---|---|---|---|
| Client Name: | Onterris Laboratories, LLC. | Date and Time Received: | 4/23/2026 09:54 |
| Project: | EO-558025 | Date Logged: | 4/23/2026 |
| | | Received by: | Chyna Thomas |
| WorkOrder №: | 2604J26 Matrix: Water | Logged by: | Chyna Thomas |
| Carrier: | Golden State Overnight | | |

## Chain of Custody (COC) Information

| | | | | | | |
|---|---|---|---|---|---|---|
| Chain of custody present? | Yes | ☑ | No | ☐ | | |
| Chain of custody signed when relinquished and received? | Yes | ☑ | No | ☐ | | |
| Chain of custody agrees with sample labels? | Yes | ☑ | No | ☐ | | |
| Sample IDs noted by Client on COC? | Yes | ☑ | No | ☐ | | |
| Date and Time of collection noted by Client on COC? | Yes | ☑ | No | ☐ | | |
| Sampler's name noted on COC? | Yes | ☑ | No | ☐ | | |
| COC agrees with Quote? | Yes | ☐ | No | ☐ | NA | ☑ |
| COC quote is active? | Yes | ☐ | No | ☐ | NA | ☑ |

## Sample Receipt Information

| | | | | | | |
|---|---|---|---|---|---|---|
| Custody seals intact on shipping container/cooler? | Yes | ☑ | No | ☐ | NA | ☐ |
| Custody seals intact on sample bottles? | Yes | ☐ | No | ☐ | NA | ☑ |
| Shipping container/cooler in good condition? | Yes | ☑ | No | ☐ | | |
| Samples in proper containers/bottles? | Yes | ☑ | No | ☐ | | |
| Sample containers intact? | Yes | ☑ | No | ☐ | | |
| Sufficient sample volume for indicated test? | Yes | ☑ | No | ☐ | | |

## Sample Preservation and Hold Time (HT) Information

| | | | | | | |
|---|---|---|---|---|---|---|
| All samples received within holding time? | Yes | ☑ | No | ☐ | NA | ☐ |
| Samples Received on Ice? | Yes | ☑ | No | ☐ | | |
| (Ice Type: WET ICE ) | | | | | | |
| Sample/Temp Blank temperature | Temp: 2.6°C | | | | NA | ☐ |
| ZHS conditional analyses: VOA meets zero headspace requirement (VOCs, TPHg/BTEX, RSK)? | Yes | ☑ | No | ☐ | NA | ☐ |
| Sample labels checked for correct preservation? | Yes | ☑ | No | ☐ | | |
| pH acceptable upon receipt (Metal: <2)? | Yes | ☐ | No | ☐ | NA | ☑ |

UCMR Samples:

| | | | | | | |
|---|---|---|---|---|---|---|
| pH tested and acceptable upon receipt (200.7: ≤2; 533: 6 - 8; 537.1: 6 - 8)? | Yes | ☐ | No | ☐ | NA | ☑ |
| Free Chlorine tested and acceptable upon receipt (<0.1mg/L) [not applicable to 200.7]? | Yes | ☐ | No | ☐ | NA | ☑ |

Comments:

Onterris
931 West Barkley Ave
Orange, CA 92868
(714) 771-6900

onterris.com

Lab Job Number : 558077
Report Level : II
Report Date : 05/05/2026

**Analytical Report** *prepared for:*

Matt Breuer
Waste Connections
Chiquita Canyon Landfill
29201 Henry Mayo Drive
Castaic, CA 91384

Project: GW MONITORING - CCLF Groundwater

*Authorized for release by:*

David Tripp, Senior Project Manager
657-581-4710
david.tripp@onterris.com

This data package has been reviewed for technical correctness and completeness. Release of this data has been authorized by the Laboratory Manager or the Manager's designee, as verified by the above signature which applies to this PDF file as well as any associated electronic data deliverable files. The results contained in this report meet all requirements of NELAP and pertain only to those samples which were submitted for analysis. This report may be reproduced only in its entirety.

CA ELAP# 1338, CA ELAP #1338-S1, NELAP# 4038, SCAQMD LAP# 18LA0518, LACSD ID# 10105, ORELAP# 4197

Onterris ENTHALPY ANALYTICAL

# Sample Summary

| | | | |
|---|---|---|---|
| Matt Breuer<br>Waste Connections<br>Chiquita Canyon Landfill<br>29201 Henry Mayo Drive<br>Castaic, CA 91384 | | Lab Job #:<br>Project No:<br>Location:<br>Date Received: | 558077<br>GW MONITORING<br>CCLF Groundwater<br>04/22/26 |

| Sample ID | Lab ID | Collected | Matrix |
|---|---|---|---|
| DW-31 | 558077-001 | 04/22/26 08:02 | Water |
| DW-12 | 558077-002 | 04/22/26 09:00 | Water |
| DW-7 | 558077-003 | 04/22/26 10:07 | Water |
| DW-21 | 558077-004 | 04/22/26 11:11 | Water |
| DW-18 | 558077-005 | 04/22/26 12:19 | Water |
| QCFB | 558077-006 | 04/22/26 09:02 | Water |
| QCTB | 558077-007 | 04/22/26 00:00 | Water |

# Case Narrative

| | |
|---|---|
| Waste Connections<br>Chiquita Canyon Landfill<br>29201 Henry Mayo Drive<br>Castaic, CA 91384<br>Matt Breuer | Lab Job Number: 558077<br>Project No: GW MONITORING<br>Location: CCLF<br>Groundwater<br>Date Received: 04/22/26 |

- This data package contains sample and QC results for seven water samples, requested for the above referenced project on 04/23/26. The samples were received in good condition.
- EPA 300.0, EPA 350.1, EPA 410.4, EPA 6010B, EPA 8270C-SIM, SM 4500-S2-D, SM 5310B, SM2320B, and SM2540C analyses were performed at 931 West Barkley Ave, Orange, CA, 92868.
- EPA 8260B analysis was performed at 2532 E Cerritos Ave., Anaheim, CA, 92806.

**Volatile Organics by GC/MS (EPA 8260B):**
No analytical problems were encountered.

**Semivolatile Organics by GC/MS SIM (EPA 8270C-SIM):**
No analytical problems were encountered.

**Total Organic Carbon by IR (SM 5310B):**
No analytical problems were encountered.

**Metals (EPA 6010B):**
No analytical problems were encountered.

**Ion Chromatography (EPA 300.0):**

- Responses exceeding the instrument's linear range were observed for chloride and sulfate in the MS/MSD for batch 401714; affected data was qualified with "E".
- No other analytical problems were encountered.

**Chemical Oxygen Demand by EPA 410.4 (EPA 410.4):**
No analytical problems were encountered.

**Alkalinity (SM2320B):**
No analytical problems were encountered.

**Sulfide (SM 4500-S2-D):**
No analytical problems were encountered.

**Total Dissolved Solids (TDS) (SM2540C):**
No analytical problems were encountered.

**Chemical Oxygen Demand (EPA 410.4):**
No analytical problems were encountered.

**Ammonia and TKN- Semi-Automated Method (SM 4500-NH3-G):**
No analytical problems were encountered.

**RSK-175 CO2 (RSK-175):**
McCampbell Analytical, Inc. in Pittsburg, CA performed the analysis (see sublab report section for certifications). Please see the McCampbell Analytical, Inc. case narrative.

① NCM 4-23-26 Re-took temp.

# ENTHALPY ANALYTICAL

## Chain of Custody Record

Lab No: 558077

Page: 1 of 1

**Turn Around Time (rush by advanced notice only)**

| Standard: | X | 5 Day: | | 3 Day: | |
|---|---|---|---|---|---|
| 2 Day: | | 1 Day: | | Custom TAT: | |


**Enthalpy Analytical**

931 W Barkely Ave, Orange, CA 92868

(714) 771-6900


**Matrix:** A = Air S = Soil/Solid W = Water DW = Drinking Wate SD = Sediment PP = Pure Product SEA = Sea Water SW = Swab T = Tissue WP = Wipe O = Other

**Preservatives:** 1 = $Na_2S_2O_3$ 2 = HCl 3 = $HNO_3$ 4 = $H_2SO_4$ 5 = NaOH 6 = Other

**Sample Receipt Temp:** 4.3/4.7 IR5 5.2/5.6 #4 (lab use only)

| CUSTOMER INFORMATION | | PROJECT INFORMATION | |
|---|---|---|---|
| Company: | Chiquita Canyon Landfill | Name: | Matt Breuer |
| Report To: | Matt Breuer | Number: | 661-257-3655 |
| Email: | Matthew.Breuer@wasteconnections.com | P.O. #: | |
| Address: | 29201 Henry Mayo Drive | Address: | |
| | Castaic, CA, 91384 | | |
| Phone: | 661-257-3655 | Global ID: | L10003464243 |
| Fax: | | Sampled By: | Paul Chang |

| | Sample ID | Sampling Date | Sampling Time | Matrix | Container No. / Size | Pres. | VOCs (EPA 8260B) | 1,4-Dioxane | Alkalinity, total | Bicarbonate as CaCO3 | Ammonia-N, Nitrate-N | COD, Cl, SO4, TDS, TOC | B, Ca, Fe, K, Mg, Mn, Na | Bromide, Fluoride, Sulfide | Carbon dioxide |
|---|---|---|---|---|---|---|---|---|---|---|---|---|---|---|---|
| 1 | DW-31 | 4/22/26 | 802 | GW | 13 | var. | X | X | X | X | X | X | X | X | X |
| 2 | DW-12 | | 900 | | | | X | X | X | X | X | X | X | X | X |
| 3 | DW-7 | | 1007 | | | | X | X | X | X | X | X | X | X | X |
| 4 | DW-21 | | 1111 | | | | X | X | X | X | X | X | X | X | X |
| 5 | DW-18 | | 1219 | | | | X | X | X | X | X | X | X | X | X |
| 6 | QCFB | | 902 | FB | 3 | | X | | | | | | | | |
| 7 | QCTB | — | — | TB | 2 | | X | | | | | | | | |
| 8 | | | | | | | | | | | | | | | |
| 9 | | | | | | | | | | | | | | | |
| 10 | | | | | | | | | | | | | | | |

**Analysis Request**

**Test Instructions / Comments**

9.7 ① ~~IR15~~

**Quarterly MPars**

cc report to: pchang@changenvironmental.com Basic EDD & GeoTracker EDF

Login 558077

| | Signature | Print Name | Company / Title | Date / Time |
|---|---|---|---|---|
| [1] Relinquished By: | | Paul Chang | CEI | 4/22/26 13:27 |
| [1] Received By: | | Alicet | EA/NH | 4/22/26 13:27 |
| [2] Relinquished By: | | Alicet | EA/NH | 4/23/26 9:00 |
| [2] Received By: | | ~~Gema O.~~ | EA/NH | 4-23-26 9:00 |
| [3] Relinquished By: | | Gema O. | EA/NH | 4-23-26 10:55 |
| [3] Received By: | | Nicole Mendoza | EA | 4-23-26 10:55 |

Onterris

# SAMPLE RECEIPT CHECKLIST

**Section 1: General Info**
Date Received: 4/22/26 Job#: 558077 Client: CCLF

**Section 2: Shipping / Custody** **Are custody seals present?** ☐ Yes ☒ No
Custody seals intact on arrival? ☐ N/A ☒ Yes ☐ No ☐ On cooler / box ☐ On samples
☐ Courier ☒ Walk-In ☐ Field Sampling ☐ Shipping Info: _____

**Section 3a: Condition / Packaging** ☐ **Outside 0.0 - 6.0°C (0.0 - 10.0°C for microbiology) (PM notified)**
Date Opened 4/22/26 By (initials) AXT Type of ice used: ☒ Wet ☐ Blue/Gel ☐ None
☒ Samples received on ice directly from the field; cooling process had begun. (if checked, skip temperatures)
☐ Sample matrix doesn't require cooling (e.g. air, bulk PCB). (if checked, skip temperatures)
If no cooler: Observed/Corrected Temp (°C): _____ / _____ Thermometer/IR Gun ID: IR03 CF: +0.8
Cooler Temp (obs/corr) (°C) #1: 10.2/10.4 #2: ____/____ #3: ____/____ #4: ____/____ #5: ____/____ #6: ____/____

**Section 3b: Microbiology Samples** ☒ **No microbiology samples submitted (skip 3b)**
☐ Within temp range 0.0 - 10.0°C or received on ice directly from field.
☐ Adequate headspace for microbiology analysis.

**Section 3c: Air Samples** ☒ **No air samples submitted (skip 3c)**
☐ 1.4L Canisters ☐ 6L Canisters ☐ Tedlar Bags ☐ MCE Cassettes ☐ Sorbent Tubes ☐ Other _____

| **Section 4: Containers / Labels / Samples** | YES | NO | N/A |
|---|---|---|---|
| 1) Were custody papers present, filled properly, and legible? | X | | |
| 2) Is the sampler's name present on the CoC? | | | |
| 3) Were containers received in good condition (unbroken / unopened / uncompromised)? | | | |
| 4) Were the samples bagged? (required for microbiology samples; recommended for soil samples) | | | |
| 5) Were all of, and only, the correct samples received? | | | |
| 6) Are sample labels present, legible, and in agreement with the CoC? | | | |
| 7) Does the container count match the CoC? | | | |
| 8) Was sufficient sample volume / mass received for the analyses requested? | | | |
| 9) Were samples received in proper containers for the analyses requested? | | | |
| 10) Were samples received with > 1/2 holding time remaining? | | | |
| 11) Are samples properly preserved as indicated by CoC / labels? | | | |
| 12) Unpreserved VOAs received - If necessary, was the hold time changed in LIMS? | | | |
| 13) Are VOA vials free from headspace/bubbles > 6mm? | | | |

**Section 5: Explanations / Comments**
(If no comments are made, then no discrepancies noted.)

☐ **No additional discrepancies**

**Form Completed By (print):** AXT **(sign):**
**Date Labeled:** 4/22/26 AXT **By (print):** AXT **(sign):**

Onterris

# SAMPLE RECEIPT CHECKLIST

**Section 1: General Info**
Date Received: 4/23/26 Job#: 558077 Client: WASTECONNECTIONS

**Section 2: Shipping / Custody** **Are custody seals present?** ☐ Yes ■ No
Custody seals intact on arrival? ☒ N/A ☐ Yes ☐ No ☐ On cooler / box ☐ On samples
☒ Courier ☐ Walk-In ☐ Field Sampling ☐ Shipping Info: _____

**Section 3a: Condition / Packaging** ☐ **Outside 0.0 - 6.0°C (0.0 - 10.0°C for microbiology) (PM notified)**
Date Opened 4/23/26 By (initials) GXO Type of ice used: ☒ Wet ☐ Blue/Gel ☐ None
☐ Samples received on ice directly from the field; cooling process had begun. (if checked, skip temperatures)
☐ Sample matrix doesn't require cooling (e.g. air, bulk PCB). (if checked, skip temperatures)
If no cooler: Observed/Corrected Temp (°C): _____ / _____ Thermometer/IR Gun ID: IR15 CF: +0..4
Cooler Temp (obs/corr) (°C) #1: 4.3 / 4.7 #2: 5.2 / 5.6 #3: ____ / ____ #4: ____ / ____ #5: ____ / ____ #6: ____ / ____

**Section 3b: Microbiology Samples** ☒ **No microbiology samples submitted (skip 3b)**
☐ Within temp range 0.0 - 10.0°C or received on ice directly from field.
☐ Adequate headspace for microbiology analysis.

**Section 3c: Air Samples** ☒ **No air samples submitted (skip 3c)**
☐ 1.4L Canisters ☐ 6L Canisters ☐ Tedlar Bags ☐ MCE Cassettes ☐ Sorbent Tubes ☐ Other _____

| **Section 4: Containers / Labels / Samples** | YES | NO | N/A |
|---|---|---|---|
| 1) Were custody papers present, filled properly, and legible? | X | | |
| 2) Is the sampler's name present on the CoC? | X | | |
| 3) Were containers received in good condition (unbroken / unopened / uncompromised)? | X | | |
| 4) Were the samples bagged? (required for microbiology samples; recommended for soil samples) | X | | |
| 5) Were all of, and only, the correct samples received? | X | | |
| 6) Are sample labels present, legible, and in agreement with the CoC? | X | | |
| 7) Does the container count match the CoC? | X | | |
| 8) Was sufficient sample volume / mass received for the analyses requested? | X | | |
| 9) Were samples received in proper containers for the analyses requested? | X | | |
| 10) Were samples received with > 1/2 holding time remaining? | | X | |
| 11) Are samples properly preserved as indicated by CoC / labels? | X | | |
| 12) Unpreserved VOAs received - If necessary, was the hold time changed in LIMS? | | X | |
| 13) Are VOA vials free from headspace/bubbles > 6mm? | | X | |

**Section 5: Explanations / Comments**
(If no comments are made, then no discrepancies noted.)

4.10: Nitrates received with 1/2 holding time remaining for samples -001 thru -003
4.13: For sample -007, 1/2 HCL VOA vials have headspace >6mm

☐ **No additional discrepancies**

**Form Completed By (print):** NCM **(sign):** _____

**Date Labeled:** 4/22/26 **By (print):** AXT **(sign):** _____

Onterris ENTHALPY ANALYTICAL

# Analysis Results for 558077

Matt Breuer
Waste Connections
Chiquita Canyon Landfill
29201 Henry Mayo Drive
Castaic, CA 91384

Lab Job #: 558077
Project No: GW MONITORING
Location: CCLF Groundwater
Date Received: 04/22/26

**Sample ID: DW-31** **Lab ID: 558077-001** **Collected: 04/22/26 08:02**
**Matrix: Water**

| 558077-001 Analyte | Result | Qual | Units | RL | MDL | DF | Batch | Prepared | Analyzed | Chemist |
|---|---|---|---|---|---|---|---|---|---|---|
| Method: EPA 300.0<br>Prep Method: METHOD | | | | | | | | | | |
| Fluoride | **0.18** | J | mg/L | 0.20 | 0.062 | 1 | 401714 | 04/23/26 14:30 | 04/23/26 20:17 | KUM |
| Chloride | **70** | | mg/L | 1.0 | 0.27 | 1 | 401714 | 04/23/26 14:30 | 04/23/26 20:17 | KUM |
| Bromide | **0.24** | J | mg/L | 0.30 | 0.049 | 1 | 401714 | 04/23/26 14:30 | 04/23/26 20:17 | KUM |
| Nitrogen, Nitrate | **1.4** | | mg/L | 0.10 | 0.05 | 1 | 401714 | 04/23/26 14:30 | 04/23/26 20:17 | KUM |
| Sulfate | **290** | | mg/L | 10 | 2.6 | 10 | 401714 | 04/23/26 14:30 | 04/24/26 02:34 | KUM |
| Method: EPA 350.1<br>Prep Method: METHOD | | | | | | | | | | |
| Ammonia-N | ND | | mg/L | 0.10 | 0.068 | 1 | 401911 | 04/26/26 | 04/27/26 | JAK |
| Method: EPA 410.4<br>Prep Method: EPA 410.4 | | | | | | | | | | |
| Chemical Oxygen Demand | **27** | | mg/L | 4.0 | 2.6 | 1 | 401861 | 04/25/26 | 04/25/26 | ARM |
| Method: EPA 6010B<br>Prep Method: EPA 3015A | | | | | | | | | | |
| Boron | **0.45** | | mg/L | 0.050 | 0.0090 | 1 | 401737 | 04/23/26 | 04/23/26 | SBW |
| Calcium | **180** | | mg/L | 0.10 | 0.0095 | 1 | 401737 | 04/23/26 | 04/23/26 | SBW |
| Iron | ND | | mg/L | 0.050 | 0.017 | 1 | 401737 | 04/23/26 | 04/23/26 | SBW |
| Magnesium | **33** | | mg/L | 0.10 | 0.017 | 1 | 401737 | 04/23/26 | 04/23/26 | SBW |
| Manganese | **0.055** | | mg/L | 0.010 | 0.00075 | 1 | 401737 | 04/23/26 | 04/23/26 | SBW |
| Potassium | **1.3** | | mg/L | 0.50 | 0.20 | 1 | 401737 | 04/23/26 | 04/23/26 | SBW |
| Sodium | **110** | | mg/L | 0.50 | 0.017 | 1 | 401737 | 04/23/26 | 04/23/26 | SBW |
| Method: EPA 8260B<br>Prep Method: EPA 5030B | | | | | | | | | | |
| Freon 12 | ND | | ug/L | 1.0 | 0.1 | 1 | 402033 | 04/28/26 | 04/28/26 | ZST |
| Chloromethane | ND | | ug/L | 1.0 | 0.2 | 1 | 402033 | 04/28/26 | 04/28/26 | ZST |
| Vinyl Chloride | ND | | ug/L | 0.5 | 0.1 | 1 | 402033 | 04/28/26 | 04/28/26 | ZST |
| 1,1-Dichloroethene | ND | | ug/L | 0.5 | 0.08 | 1 | 402033 | 04/28/26 | 04/28/26 | ZST |
| Methylene Chloride | ND | | ug/L | 10 | 0.2 | 1 | 402033 | 04/28/26 | 04/28/26 | ZST |
| 1,1-Dichloroethane | ND | | ug/L | 0.5 | 0.1 | 1 | 402033 | 04/28/26 | 04/28/26 | ZST |
| cis-1,2-Dichloroethene | ND | | ug/L | 0.5 | 0.09 | 1 | 402033 | 04/28/26 | 04/28/26 | ZST |
| 1,2-Dichloroethane | ND | | ug/L | 0.5 | 0.1 | 1 | 402033 | 04/28/26 | 04/28/26 | ZST |
| Benzene | ND | | ug/L | 0.5 | 0.1 | 1 | 402033 | 04/28/26 | 04/28/26 | ZST |
| Trichloroethene | ND | | ug/L | 0.5 | 0.1 | 1 | 402033 | 04/28/26 | 04/28/26 | ZST |
| Tetrachloroethene | ND | | ug/L | 0.5 | 0.1 | 1 | 402033 | 04/28/26 | 04/28/26 | ZST |
| 1,4-Dichlorobenzene | ND | | ug/L | 0.5 | 0.2 | 1 | 402033 | 04/28/26 | 04/28/26 | ZST |
| **Surrogates** | | | | **Limits** | | | | | | |
| Dibromofluoromethane | 100% | | %REC | 70-130 | | 1 | 402033 | 04/28/26 | 04/28/26 | ZST |
| 1,2-Dichloroethane-d4 | 122% | | %REC | 70-130 | | 1 | 402033 | 04/28/26 | 04/28/26 | ZST |
| Toluene-d8 | 91% | | %REC | 70-130 | | 1 | 402033 | 04/28/26 | 04/28/26 | ZST |
| Bromofluorobenzene | 98% | | %REC | 70-130 | | 1 | 402033 | 04/28/26 | 04/28/26 | ZST |



Results for any subcontracted analyses are not included in this section.

# Analysis Results for 558077

| 558077-001 Analyte | Result | Qual | Units | RL | MDL | DF | Batch | Prepared | Analyzed | Chemist |
|---|---|---|---|---|---|---|---|---|---|---|
| Method: EPA 8270C-SIM<br>Prep Method: EPA 3535 | | | | | | | | | | |
| 1,4-Dioxane | **1.3** | | ug/L | 1.0 | 0.84 | 1 | 402126 | 04/28/26 | 05/01/26 | TJW |
| **Surrogates** | | | | **Limits** | | | | | | |
| 1,4-Dioxane-d8 (SUR) | 101% | | %REC | 80-120 | | 1 | 402126 | 04/28/26 | 05/01/26 | TJW |
| Method: SM 4500-S2-D<br>Prep Method: METHOD | | | | | | | | | | |
| Sulfide | ND | | mg/L | 0.10 | | 1 | 401827 | 04/24/26 | 04/24/26 | TXC |
| Method: SM 5310B<br>Prep Method: SM 5310B | | | | | | | | | | |
| Total Organic Carbon | **23** | | mg/L | 1.0 | 0.49 | 1 | 401882 | 04/25/26 | 04/25/26 | BDR |
| Method: SM2320B<br>Prep Method: METHOD | | | | | | | | | | |
| Alkalinity, Bicarbonate, as CaCO3 | **430** | | mg/L | 5.0 | | 2.5 | 402271 | 04/29/26 | 04/29/26 | WWC |
| Alkalinity, Total as CaCO3 | **430** | | mg/L | 5.0 | | 2.5 | 402271 | 04/29/26 | 04/29/26 | WWC |
| Method: SM2540C<br>Prep Method: METHOD | | | | | | | | | | |
| Total Dissolved Solids | **1,100** | | mg/L | 20 | | 2 | 402206 | 04/29/26 | 04/30/26 | JAG |



Results for any subcontracted analyses are not included in this section.

Onterris ENTHALPY ANALYTICAL

# Analysis Results for 558077

| Sample ID: DW-12 | Lab ID: 558077-002 | Collected: 04/22/26 09:00 |
|---|---|---|
| | Matrix: Water | |

| 558077-002 Analyte | Result | Qual | Units | RL | MDL | DF | Batch | Prepared | Analyzed | Chemist |
|---|---|---|---|---|---|---|---|---|---|---|
| Method: EPA 300.0<br>Prep Method: METHOD | | | | | | | | | | |
| Fluoride | **0.58** | | mg/L | 0.20 | 0.062 | 1 | 401714 | 04/23/26 14:30 | 04/23/26 21:16 | KUM |
| Chloride | **180** | | mg/L | 1.0 | 0.27 | 1 | 401714 | 04/23/26 14:30 | 04/23/26 21:16 | KUM |
| Bromide | **0.66** | | mg/L | 0.30 | 0.049 | 1 | 401714 | 04/23/26 14:30 | 04/23/26 21:16 | KUM |
| Nitrogen, Nitrate | **3.6** | | mg/L | 0.10 | 0.05 | 1 | 401714 | 04/23/26 14:30 | 04/23/26 21:16 | KUM |
| Sulfate | **300** | | mg/L | 10 | 2.6 | 10 | 401714 | 04/23/26 14:30 | 04/24/26 09:32 | KUM |
| Method: EPA 350.1<br>Prep Method: METHOD | | | | | | | | | | |
| Ammonia-N | ND | | mg/L | 0.10 | 0.068 | 1 | 401911 | 04/26/26 | 04/27/26 | JAK |
| Method: EPA 410.4<br>Prep Method: EPA 410.4 | | | | | | | | | | |
| Chemical Oxygen Demand | **5.0** | | mg/L | 4.0 | 2.6 | 1 | 401861 | 04/25/26 | 04/25/26 | ARM |
| Method: EPA 6010B<br>Prep Method: EPA 3015A | | | | | | | | | | |
| Boron | **0.21** | | mg/L | 0.050 | 0.0090 | 1 | 401737 | 04/23/26 | 04/23/26 | SBW |
| Calcium | **24** | | mg/L | 0.10 | 0.0095 | 1 | 401737 | 04/23/26 | 04/23/26 | SBW |
| Iron | ND | | mg/L | 0.050 | 0.017 | 1 | 401737 | 04/23/26 | 04/23/26 | SBW |
| Magnesium | **3.0** | | mg/L | 0.10 | 0.017 | 1 | 401737 | 04/23/26 | 04/23/26 | SBW |
| Manganese | ND | | mg/L | 0.010 | 0.00075 | 1 | 401737 | 04/23/26 | 04/23/26 | SBW |
| Potassium | **1.8** | | mg/L | 0.50 | 0.20 | 1 | 401737 | 04/23/26 | 04/23/26 | SBW |
| Sodium | **280** | | mg/L | 0.50 | 0.017 | 1 | 401737 | 04/23/26 | 04/23/26 | SBW |
| Method: EPA 8260B<br>Prep Method: EPA 5030B | | | | | | | | | | |
| Freon 12 | ND | | ug/L | 1.0 | 0.1 | 1 | 402033 | 04/28/26 | 04/28/26 | ZST |
| Chloromethane | ND | | ug/L | 1.0 | 0.2 | 1 | 402033 | 04/28/26 | 04/28/26 | ZST |
| Vinyl Chloride | ND | | ug/L | 0.5 | 0.1 | 1 | 402033 | 04/28/26 | 04/28/26 | ZST |
| 1,1-Dichloroethene | ND | | ug/L | 0.5 | 0.08 | 1 | 402033 | 04/28/26 | 04/28/26 | ZST |
| Methylene Chloride | ND | | ug/L | 10 | 0.2 | 1 | 402033 | 04/28/26 | 04/28/26 | ZST |
| 1,1-Dichloroethane | ND | | ug/L | 0.5 | 0.1 | 1 | 402033 | 04/28/26 | 04/28/26 | ZST |
| cis-1,2-Dichloroethene | ND | | ug/L | 0.5 | 0.09 | 1 | 402033 | 04/28/26 | 04/28/26 | ZST |
| 1,2-Dichloroethane | ND | | ug/L | 0.5 | 0.1 | 1 | 402033 | 04/28/26 | 04/28/26 | ZST |
| Benzene | ND | | ug/L | 0.5 | 0.1 | 1 | 402033 | 04/28/26 | 04/28/26 | ZST |
| Trichloroethene | ND | | ug/L | 0.5 | 0.1 | 1 | 402033 | 04/28/26 | 04/28/26 | ZST |
| Tetrachloroethene | ND | | ug/L | 0.5 | 0.1 | 1 | 402033 | 04/28/26 | 04/28/26 | ZST |
| 1,4-Dichlorobenzene | ND | | ug/L | 0.5 | 0.2 | 1 | 402033 | 04/28/26 | 04/28/26 | ZST |
| **Surrogates** | | | | **Limits** | | | | | | |
| Dibromofluoromethane | 98% | | %REC | 70-130 | | 1 | 402033 | 04/28/26 | 04/28/26 | ZST |
| 1,2-Dichloroethane-d4 | 119% | | %REC | 70-130 | | 1 | 402033 | 04/28/26 | 04/28/26 | ZST |
| Toluene-d8 | 92% | | %REC | 70-130 | | 1 | 402033 | 04/28/26 | 04/28/26 | ZST |
| Bromofluorobenzene | 96% | | %REC | 70-130 | | 1 | 402033 | 04/28/26 | 04/28/26 | ZST |
| Method: EPA 8270C-SIM<br>Prep Method: EPA 3535 | | | | | | | | | | |
| 1,4-Dioxane | ND | | ug/L | 1.0 | 0.84 | 1 | 402126 | 04/28/26 | 05/01/26 | TJW |
| **Surrogates** | | | | **Limits** | | | | | | |
| 1,4-Dioxane-d8 (SUR) | 100% | | %REC | 80-120 | | 1 | 402126 | 04/28/26 | 05/01/26 | TJW |



Results for any subcontracted analyses are not included in this section.

# Analysis Results for 558077

| 558077-002 Analyte | Result | Qual | Units | RL | MDL | DF | Batch | Prepared | Analyzed | Chemist |
|---|---|---|---|---|---|---|---|---|---|---|
| Method: SM 4500-S2-D<br>Prep Method: METHOD | | | | | | | | | | |
| Sulfide | ND | | mg/L | 0.10 | | 1 | 401827 | 04/24/26 | 04/24/26 | TXC |
| Method: SM 5310B<br>Prep Method: SM 5310B | | | | | | | | | | |
| Total Organic Carbon | **1.4** | | mg/L | 1.0 | 0.49 | 1 | 401882 | 04/25/26 | 04/25/26 | BDR |
| Method: SM2320B<br>Prep Method: METHOD | | | | | | | | | | |
| Alkalinity, Bicarbonate, as CaCO3 | **160** | | mg/L | 5.0 | | 2.5 | 402271 | 04/29/26 | 04/29/26 | WWC |
| Alkalinity, Total as CaCO3 | **160** | | mg/L | 5.0 | | 2.5 | 402271 | 04/29/26 | 04/29/26 | WWC |
| Method: SM2540C<br>Prep Method: METHOD | | | | | | | | | | |
| Total Dissolved Solids | **930** | | mg/L | 20 | | 2 | 402206 | 04/29/26 | 04/30/26 | JAG |



Results for any subcontracted analyses are not included in this section.

Onterris ENTHALPY ANALYTICAL

# Analysis Results for 558077

| Sample ID: DW-7 | Lab ID: 558077-003 | Collected: 04/22/26 10:07 |
|---|---|---|
| | Matrix: Water | |

| 558077-003 Analyte | Result | Qual | Units | RL | MDL | DF | Batch | Prepared | Analyzed | Chemist |
|---|---|---|---|---|---|---|---|---|---|---|
| Method: EPA 300.0<br>Prep Method: METHOD | | | | | | | | | | |
| Fluoride | **0.16** | J | mg/L | 0.20 | 0.062 | 1 | 401714 | 04/23/26 14:30 | 04/23/26 22:16 | KUM |
| Chloride | **81** | | mg/L | 1.0 | 0.27 | 1 | 401714 | 04/23/26 14:30 | 04/23/26 22:16 | KUM |
| Bromide | **0.19** | J | mg/L | 0.30 | 0.049 | 1 | 401714 | 04/23/26 14:30 | 04/23/26 22:16 | KUM |
| Nitrogen, Nitrate | ND | | mg/L | 0.10 | 0.05 | 1 | 401714 | 04/23/26 14:30 | 04/23/26 22:16 | KUM |
| Sulfate | **650** | | mg/L | 10 | 2.6 | 10 | 401714 | 04/23/26 14:30 | 04/24/26 09:52 | KUM |
| Method: EPA 350.1<br>Prep Method: METHOD | | | | | | | | | | |
| Ammonia-N | ND | | mg/L | 0.10 | 0.068 | 1 | 401911 | 04/26/26 | 04/27/26 | JAK |
| Method: EPA 410.4<br>Prep Method: EPA 410.4 | | | | | | | | | | |
| Chemical Oxygen Demand | **32** | | mg/L | 4.0 | 2.6 | 1 | 401861 | 04/25/26 | 04/25/26 | ARM |
| Method: EPA 6010B<br>Prep Method: EPA 3015A | | | | | | | | | | |
| Boron | **0.17** | | mg/L | 0.050 | 0.0090 | 1 | 401737 | 04/23/26 | 04/23/26 | SBW |
| Calcium | **34** | | mg/L | 0.10 | 0.0095 | 1 | 401737 | 04/23/26 | 04/23/26 | SBW |
| Iron | ND | | mg/L | 0.050 | 0.017 | 1 | 401737 | 04/23/26 | 04/23/26 | SBW |
| Magnesium | **1.8** | | mg/L | 0.10 | 0.017 | 1 | 401737 | 04/23/26 | 04/23/26 | SBW |
| Manganese | ND | | mg/L | 0.010 | 0.00075 | 1 | 401737 | 04/23/26 | 04/23/26 | SBW |
| Potassium | **1.2** | | mg/L | 0.50 | 0.20 | 1 | 401737 | 04/23/26 | 04/23/26 | SBW |
| Sodium | **330** | | mg/L | 0.50 | 0.017 | 1 | 401737 | 04/23/26 | 04/23/26 | SBW |
| Method: EPA 8260B<br>Prep Method: EPA 5030B | | | | | | | | | | |
| Freon 12 | ND | | ug/L | 1.0 | 0.1 | 1 | 402033 | 04/28/26 | 04/28/26 | ZST |
| Chloromethane | ND | | ug/L | 1.0 | 0.2 | 1 | 402033 | 04/28/26 | 04/28/26 | ZST |
| Vinyl Chloride | ND | | ug/L | 0.5 | 0.1 | 1 | 402033 | 04/28/26 | 04/28/26 | ZST |
| 1,1-Dichloroethene | ND | | ug/L | 0.5 | 0.08 | 1 | 402033 | 04/28/26 | 04/28/26 | ZST |
| Methylene Chloride | ND | | ug/L | 10 | 0.2 | 1 | 402033 | 04/28/26 | 04/28/26 | ZST |
| 1,1-Dichloroethane | ND | | ug/L | 0.5 | 0.1 | 1 | 402033 | 04/28/26 | 04/28/26 | ZST |
| cis-1,2-Dichloroethene | ND | | ug/L | 0.5 | 0.09 | 1 | 402033 | 04/28/26 | 04/28/26 | ZST |
| 1,2-Dichloroethane | ND | | ug/L | 0.5 | 0.1 | 1 | 402033 | 04/28/26 | 04/28/26 | ZST |
| Benzene | ND | | ug/L | 0.5 | 0.1 | 1 | 402033 | 04/28/26 | 04/28/26 | ZST |
| Trichloroethene | ND | | ug/L | 0.5 | 0.1 | 1 | 402033 | 04/28/26 | 04/28/26 | ZST |
| Tetrachloroethene | ND | | ug/L | 0.5 | 0.1 | 1 | 402033 | 04/28/26 | 04/28/26 | ZST |
| 1,4-Dichlorobenzene | ND | | ug/L | 0.5 | 0.2 | 1 | 402033 | 04/28/26 | 04/28/26 | ZST |
| **Surrogates** | | | | **Limits** | | | | | | |
| Dibromofluoromethane | 97% | | %REC | 70-130 | | 1 | 402033 | 04/28/26 | 04/28/26 | ZST |
| 1,2-Dichloroethane-d4 | 116% | | %REC | 70-130 | | 1 | 402033 | 04/28/26 | 04/28/26 | ZST |
| Toluene-d8 | 92% | | %REC | 70-130 | | 1 | 402033 | 04/28/26 | 04/28/26 | ZST |
| Bromofluorobenzene | 95% | | %REC | 70-130 | | 1 | 402033 | 04/28/26 | 04/28/26 | ZST |
| Method: EPA 8270C-SIM<br>Prep Method: EPA 3535 | | | | | | | | | | |
| 1,4-Dioxane | ND | | ug/L | 1.0 | 0.84 | 1 | 402126 | 04/28/26 | 05/01/26 | TJW |
| **Surrogates** | | | | **Limits** | | | | | | |
| 1,4-Dioxane-d8 (SUR) | 97% | | %REC | 80-120 | | 1 | 402126 | 04/28/26 | 05/01/26 | TJW |



Results for any subcontracted analyses are not included in this section.

# Analysis Results for 558077

| 558077-003 Analyte | Result | Qual | Units | RL | MDL | DF | Batch | Prepared | Analyzed | Chemist |
|---|---|---|---|---|---|---|---|---|---|---|
| Method: SM 4500-S2-D<br>Prep Method: METHOD | | | | | | | | | | |
| Sulfide | ND | | mg/L | 0.10 | | 1 | 401739 | 04/23/26 | 04/23/26 | TXC |
| Method: SM 5310B<br>Prep Method: SM 5310B | | | | | | | | | | |
| Total Organic Carbon | **1.0** | | mg/L | 1.0 | 0.49 | 1 | 401882 | 04/25/26 | 04/25/26 | BDR |
| Method: SM2320B<br>Prep Method: METHOD | | | | | | | | | | |
| Alkalinity, Bicarbonate, as CaCO3 | **100** | | mg/L | 5.0 | | 2.5 | 402271 | 04/29/26 | 04/29/26 | WWC |
| Alkalinity, Total as CaCO3 | **100** | | mg/L | 5.0 | | 2.5 | 402271 | 04/29/26 | 04/29/26 | WWC |
| Method: SM2540C<br>Prep Method: METHOD | | | | | | | | | | |
| Total Dissolved Solids | **1,200** | | mg/L | 20 | | 2 | 402206 | 04/29/26 | 04/30/26 | JAG |



Results for any subcontracted analyses are not included in this section.

Onterris ENTHALPY ANALYTICAL

# Analysis Results for 558077

| Sample ID: DW-21 | Lab ID: 558077-004 | Collected: 04/22/26 11:11 |
|---|---|---|
| | Matrix: Water | |

| 558077-004 Analyte | Result | Qual | Units | RL | MDL | DF | Batch | Prepared | Analyzed | Chemist |
|---|---|---|---|---|---|---|---|---|---|---|
| Method: EPA 300.0<br>Prep Method: METHOD | | | | | | | | | | |
| Fluoride | **0.79** | | mg/L | 0.20 | 0.062 | 1 | 401714 | 04/23/26 14:30 | 04/23/26 22:36 | KUM |
| Chloride | **55** | | mg/L | 1.0 | 0.27 | 1 | 401714 | 04/23/26 14:30 | 04/23/26 22:36 | KUM |
| Bromide | **0.16** | J | mg/L | 0.30 | 0.049 | 1 | 401714 | 04/23/26 14:30 | 04/23/26 22:36 | KUM |
| Nitrogen, Nitrate | **0.10** | J | mg/L | 0.10 | 0.05 | 1 | 401714 | 04/23/26 14:30 | 04/23/26 22:36 | KUM |
| Sulfate | **120** | | mg/L | 10 | 2.6 | 10 | 401714 | 04/23/26 14:30 | 04/24/26 04:14 | KUM |
| Method: EPA 350.1<br>Prep Method: METHOD | | | | | | | | | | |
| Ammonia-N | ND | | mg/L | 0.10 | 0.068 | 1 | 401911 | 04/26/26 | 04/27/26 | JAK |
| Method: EPA 410.4<br>Prep Method: EPA 410.4 | | | | | | | | | | |
| Chemical Oxygen Demand | **4.0** | | mg/L | 4.0 | 2.6 | 1 | 401861 | 04/25/26 | 04/25/26 | ARM |
| Method: EPA 6010B<br>Prep Method: EPA 3015A | | | | | | | | | | |
| Boron | **0.26** | | mg/L | 0.050 | 0.0090 | 1 | 401737 | 04/23/26 | 04/23/26 | SBW |
| Calcium | **3.7** | | mg/L | 0.10 | 0.0095 | 1 | 401737 | 04/23/26 | 04/23/26 | SBW |
| Iron | **0.26** | | mg/L | 0.050 | 0.017 | 1 | 401737 | 04/23/26 | 04/23/26 | SBW |
| Magnesium | **0.24** | | mg/L | 0.10 | 0.017 | 1 | 401737 | 04/23/26 | 04/23/26 | SBW |
| Manganese | **0.0015** | J | mg/L | 0.010 | 0.00075 | 1 | 401737 | 04/23/26 | 04/23/26 | SBW |
| Potassium | **0.42** | J | mg/L | 0.50 | 0.20 | 1 | 401737 | 04/23/26 | 04/23/26 | SBW |
| Sodium | **140** | | mg/L | 0.50 | 0.017 | 1 | 401737 | 04/23/26 | 04/23/26 | SBW |
| Method: EPA 8260B<br>Prep Method: EPA 5030B | | | | | | | | | | |
| Freon 12 | ND | | ug/L | 1.0 | 0.1 | 1 | 402033 | 04/28/26 | 04/28/26 | ZST |
| Chloromethane | ND | | ug/L | 1.0 | 0.2 | 1 | 402033 | 04/28/26 | 04/28/26 | ZST |
| Vinyl Chloride | ND | | ug/L | 0.5 | 0.1 | 1 | 402033 | 04/28/26 | 04/28/26 | ZST |
| 1,1-Dichloroethene | ND | | ug/L | 0.5 | 0.08 | 1 | 402033 | 04/28/26 | 04/28/26 | ZST |
| Methylene Chloride | ND | | ug/L | 10 | 0.2 | 1 | 402033 | 04/28/26 | 04/28/26 | ZST |
| 1,1-Dichloroethane | ND | | ug/L | 0.5 | 0.1 | 1 | 402033 | 04/28/26 | 04/28/26 | ZST |
| cis-1,2-Dichloroethene | ND | | ug/L | 0.5 | 0.09 | 1 | 402033 | 04/28/26 | 04/28/26 | ZST |
| 1,2-Dichloroethane | ND | | ug/L | 0.5 | 0.1 | 1 | 402033 | 04/28/26 | 04/28/26 | ZST |
| Benzene | ND | | ug/L | 0.5 | 0.1 | 1 | 402033 | 04/28/26 | 04/28/26 | ZST |
| Trichloroethene | ND | | ug/L | 0.5 | 0.1 | 1 | 402033 | 04/28/26 | 04/28/26 | ZST |
| Tetrachloroethene | ND | | ug/L | 0.5 | 0.1 | 1 | 402033 | 04/28/26 | 04/28/26 | ZST |
| 1,4-Dichlorobenzene | ND | | ug/L | 0.5 | 0.2 | 1 | 402033 | 04/28/26 | 04/28/26 | ZST |
| **Surrogates** | | | | **Limits** | | | | | | |
| Dibromofluoromethane | 100% | | %REC | 70-130 | | 1 | 402033 | 04/28/26 | 04/28/26 | ZST |
| 1,2-Dichloroethane-d4 | 122% | | %REC | 70-130 | | 1 | 402033 | 04/28/26 | 04/28/26 | ZST |
| Toluene-d8 | 91% | | %REC | 70-130 | | 1 | 402033 | 04/28/26 | 04/28/26 | ZST |
| Bromofluorobenzene | 96% | | %REC | 70-130 | | 1 | 402033 | 04/28/26 | 04/28/26 | ZST |
| Method: EPA 8270C-SIM<br>Prep Method: EPA 3535 | | | | | | | | | | |
| 1,4-Dioxane | ND | | ug/L | 1.0 | 0.84 | 1 | 402126 | 04/28/26 | 05/01/26 | TJW |
| **Surrogates** | | | | **Limits** | | | | | | |
| 1,4-Dioxane-d8 (SUR) | 98% | | %REC | 80-120 | | 1 | 402126 | 04/28/26 | 05/01/26 | TJW |



Results for any subcontracted analyses are not included in this section.

# Analysis Results for 558077

| 558077-004 Analyte | Result | Qual | Units | RL | MDL | DF | Batch | Prepared | Analyzed | Chemist |
|---|---|---|---|---|---|---|---|---|---|---|
| Method: SM 4500-S2-D<br>Prep Method: METHOD | | | | | | | | | | |
| Sulfide | ND | | mg/L | 0.10 | | 1 | 401739 | 04/23/26 | 04/23/26 | TXC |
| Method: SM 5310B<br>Prep Method: SM 5310B | | | | | | | | | | |
| Total Organic Carbon | **1.9** | | mg/L | 1.0 | 0.49 | 1 | 401882 | 04/25/26 | 04/25/26 | BDR |
| Method: SM2320B<br>Prep Method: METHOD | | | | | | | | | | |
| Alkalinity, Bicarbonate, as CaCO3 | **130** | | mg/L | 5.0 | | 2.5 | 402271 | 04/29/26 | 04/29/26 | WWC |
| Alkalinity, Total as CaCO3 | **130** | | mg/L | 5.0 | | 2.5 | 402271 | 04/29/26 | 04/29/26 | WWC |
| Method: SM2540C<br>Prep Method: METHOD | | | | | | | | | | |
| Total Dissolved Solids | **430** | | mg/L | 20 | | 2 | 402206 | 04/29/26 | 04/30/26 | JAG |



Results for any subcontracted analyses are not included in this section.

# Analysis Results for 558077

| Sample ID: DW-18 | Lab ID: 558077-005 | Collected: 04/22/26 12:19 |
|---|---|---|
| | Matrix: Water | |

| 558077-005 Analyte | Result | Qual | Units | RL | MDL | DF | Batch | Prepared | Analyzed | Chemist |
|---|---|---|---|---|---|---|---|---|---|---|
| Method: EPA 300.0<br>Prep Method: METHOD | | | | | | | | | | |
| Fluoride | **0.24** | | mg/L | 0.20 | 0.062 | 1 | 401714 | 04/23/26 14:30 | 04/23/26 23:55 | KUM |
| Chloride | **110** | | mg/L | 1.0 | 0.27 | 1 | 401714 | 04/23/26 14:30 | 04/23/26 23:55 | KUM |
| Bromide | **0.30** | J | mg/L | 0.30 | 0.049 | 1 | 401714 | 04/23/26 14:30 | 04/23/26 23:55 | KUM |
| Nitrogen, Nitrate | **2.3** | | mg/L | 0.10 | 0.05 | 1 | 401714 | 04/23/26 14:30 | 04/23/26 23:55 | KUM |
| Sulfate | **350** | | mg/L | 10 | 2.6 | 10 | 401714 | 04/23/26 14:30 | 04/24/26 04:34 | KUM |
| Method: EPA 350.1<br>Prep Method: METHOD | | | | | | | | | | |
| Ammonia-N | ND | | mg/L | 0.10 | 0.068 | 1 | 401911 | 04/26/26 | 04/27/26 | JAK |
| Method: EPA 410.4<br>Prep Method: EPA 410.4 | | | | | | | | | | |
| Chemical Oxygen Demand | **8.0** | | mg/L | 4.0 | 2.6 | 1 | 401861 | 04/25/26 | 04/25/26 | ARM |
| Method: EPA 6010B<br>Prep Method: EPA 3015A | | | | | | | | | | |
| Boron | **0.33** | | mg/L | 0.050 | 0.0090 | 1 | 401737 | 04/23/26 | 04/23/26 | SBW |
| Calcium | **26** | | mg/L | 0.10 | 0.0095 | 1 | 401737 | 04/23/26 | 04/23/26 | SBW |
| Iron | ND | | mg/L | 0.050 | 0.017 | 1 | 401737 | 04/23/26 | 04/23/26 | SBW |
| Magnesium | **2.2** | | mg/L | 0.10 | 0.017 | 1 | 401737 | 04/23/26 | 04/23/26 | SBW |
| Manganese | ND | | mg/L | 0.010 | 0.00075 | 1 | 401737 | 04/23/26 | 04/23/26 | SBW |
| Potassium | **1.5** | | mg/L | 0.50 | 0.20 | 1 | 401737 | 04/23/26 | 04/23/26 | SBW |
| Sodium | **300** | | mg/L | 0.50 | 0.017 | 1 | 401737 | 04/23/26 | 04/23/26 | SBW |
| Method: EPA 8260B<br>Prep Method: EPA 5030B | | | | | | | | | | |
| Freon 12 | ND | | ug/L | 1.0 | 0.1 | 1 | 402033 | 04/28/26 | 04/28/26 | ZST |
| Chloromethane | ND | | ug/L | 1.0 | 0.2 | 1 | 402033 | 04/28/26 | 04/28/26 | ZST |
| Vinyl Chloride | ND | | ug/L | 0.5 | 0.1 | 1 | 402033 | 04/28/26 | 04/28/26 | ZST |
| 1,1-Dichloroethene | ND | | ug/L | 0.5 | 0.08 | 1 | 402033 | 04/28/26 | 04/28/26 | ZST |
| Methylene Chloride | ND | | ug/L | 10 | 0.2 | 1 | 402033 | 04/28/26 | 04/28/26 | ZST |
| 1,1-Dichloroethane | ND | | ug/L | 0.5 | 0.1 | 1 | 402033 | 04/28/26 | 04/28/26 | ZST |
| cis-1,2-Dichloroethene | ND | | ug/L | 0.5 | 0.09 | 1 | 402033 | 04/28/26 | 04/28/26 | ZST |
| 1,2-Dichloroethane | ND | | ug/L | 0.5 | 0.1 | 1 | 402033 | 04/28/26 | 04/28/26 | ZST |
| Benzene | ND | | ug/L | 0.5 | 0.1 | 1 | 402033 | 04/28/26 | 04/28/26 | ZST |
| Trichloroethene | ND | | ug/L | 0.5 | 0.1 | 1 | 402033 | 04/28/26 | 04/28/26 | ZST |
| Tetrachloroethene | ND | | ug/L | 0.5 | 0.1 | 1 | 402033 | 04/28/26 | 04/28/26 | ZST |
| 1,4-Dichlorobenzene | ND | | ug/L | 0.5 | 0.2 | 1 | 402033 | 04/28/26 | 04/28/26 | ZST |
| **Surrogates** | | | | **Limits** | | | | | | |
| Dibromofluoromethane | 99% | | %REC | 70-130 | | 1 | 402033 | 04/28/26 | 04/28/26 | ZST |
| 1,2-Dichloroethane-d4 | 121% | | %REC | 70-130 | | 1 | 402033 | 04/28/26 | 04/28/26 | ZST |
| Toluene-d8 | 92% | | %REC | 70-130 | | 1 | 402033 | 04/28/26 | 04/28/26 | ZST |
| Bromofluorobenzene | 96% | | %REC | 70-130 | | 1 | 402033 | 04/28/26 | 04/28/26 | ZST |
| Method: EPA 8270C-SIM<br>Prep Method: EPA 3535 | | | | | | | | | | |
| 1,4-Dioxane | ND | | ug/L | 1.0 | 0.84 | 1 | 402126 | 04/28/26 | 05/01/26 | TJW |
| **Surrogates** | | | | **Limits** | | | | | | |
| 1,4-Dioxane-d8 (SUR) | 101% | | %REC | 80-120 | | 1 | 402126 | 04/28/26 | 05/01/26 | TJW |



Results for any subcontracted analyses are not included in this section.

# Analysis Results for 558077

| 558077-005 Analyte | Result | Qual | Units | RL | MDL | DF | Batch | Prepared | Analyzed | Chemist |
|---|---|---|---|---|---|---|---|---|---|---|
| Method: SM 4500-S2-D<br>Prep Method: METHOD | | | | | | | | | | |
| Sulfide | ND | | mg/L | 0.10 | | 1 | 401827 | 04/24/26 | 04/24/26 | TXC |
| Method: SM 5310B<br>Prep Method: SM 5310B | | | | | | | | | | |
| Total Organic Carbon | **5.8** | | mg/L | 1.0 | 0.49 | 1 | 401882 | 04/25/26 | 04/25/26 | BDR |
| Method: SM2320B<br>Prep Method: METHOD | | | | | | | | | | |
| Alkalinity, Bicarbonate, as CaCO3 | **250** | | mg/L | 5.0 | | 2.5 | 402271 | 04/29/26 | 04/29/26 | WWC |
| Alkalinity, Total as CaCO3 | **250** | | mg/L | 5.0 | | 2.5 | 402271 | 04/29/26 | 04/29/26 | WWC |
| Method: SM2540C<br>Prep Method: METHOD | | | | | | | | | | |
| Total Dissolved Solids | **980** | | mg/L | 20 | | 2 | 402206 | 04/29/26 | 04/30/26 | JAG |

**Sample ID: QCFB** **Lab ID: 558077-006** **Collected: 04/22/26 09:02**
**Matrix: Water**

| 558077-006 Analyte | Result | Qual | Units | RL | MDL | DF | Batch | Prepared | Analyzed | Chemist |
|---|---|---|---|---|---|---|---|---|---|---|
| Method: EPA 8260B<br>Prep Method: EPA 5030B | | | | | | | | | | |
| Freon 12 | ND | | ug/L | 1.0 | 0.1 | 1 | 401959 | 04/27/26 | 04/27/26 | LYZ |
| Chloromethane | ND | | ug/L | 1.0 | 0.1 | 1 | 401959 | 04/27/26 | 04/27/26 | LYZ |
| Vinyl Chloride | ND | | ug/L | 0.5 | 0.09 | 1 | 401959 | 04/27/26 | 04/27/26 | LYZ |
| 1,1-Dichloroethene | ND | | ug/L | 0.5 | 0.1 | 1 | 401959 | 04/27/26 | 04/27/26 | LYZ |
| Methylene Chloride | **0.3** | J | ug/L | 10 | 0.1 | 1 | 401959 | 04/27/26 | 04/27/26 | LYZ |
| 1,1-Dichloroethane | ND | | ug/L | 0.5 | 0.1 | 1 | 401959 | 04/27/26 | 04/27/26 | LYZ |
| cis-1,2-Dichloroethene | ND | | ug/L | 0.5 | 0.09 | 1 | 401959 | 04/27/26 | 04/27/26 | LYZ |
| 1,2-Dichloroethane | ND | | ug/L | 0.5 | 0.1 | 1 | 401959 | 04/27/26 | 04/27/26 | LYZ |
| Benzene | ND | | ug/L | 0.5 | 0.06 | 1 | 401959 | 04/27/26 | 04/27/26 | LYZ |
| Trichloroethene | ND | | ug/L | 0.5 | 0.07 | 1 | 401959 | 04/27/26 | 04/27/26 | LYZ |
| Tetrachloroethene | ND | | ug/L | 0.5 | 0.08 | 1 | 401959 | 04/27/26 | 04/27/26 | LYZ |
| 1,4-Dichlorobenzene | ND | | ug/L | 0.5 | 0.09 | 1 | 401959 | 04/27/26 | 04/27/26 | LYZ |
| **Surrogates** | | | | **Limits** | | | | | | |
| Dibromofluoromethane | 102% | | %REC | 70-130 | | 1 | 401959 | 04/27/26 | 04/27/26 | LYZ |
| 1,2-Dichloroethane-d4 | 100% | | %REC | 70-130 | | 1 | 401959 | 04/27/26 | 04/27/26 | LYZ |
| Toluene-d8 | 101% | | %REC | 70-130 | | 1 | 401959 | 04/27/26 | 04/27/26 | LYZ |
| Bromofluorobenzene | 98% | | %REC | 70-130 | | 1 | 401959 | 04/27/26 | 04/27/26 | LYZ |



Results for any subcontracted analyses are not included in this section.

# Analysis Results for 558077

| Sample ID: QCTB | Lab ID: 558077-007 | Collected: 04/22/26 |
|---|---|---|
| | Matrix: Water | |

| 558077-007 Analyte | Result | Qual | Units | RL | MDL | DF | Batch | Prepared | Analyzed | Chemist |
|---|---|---|---|---|---|---|---|---|---|---|
| Method: EPA 8260B<br>Prep Method: EPA 5030B | | | | | | | | | | |
| Freon 12 | ND | | ug/L | 1.0 | 0.1 | 1 | 401959 | 04/27/26 | 04/27/26 | LYZ |
| Chloromethane | ND | | ug/L | 1.0 | 0.1 | 1 | 401959 | 04/27/26 | 04/27/26 | LYZ |
| Vinyl Chloride | ND | | ug/L | 0.5 | 0.09 | 1 | 401959 | 04/27/26 | 04/27/26 | LYZ |
| 1,1-Dichloroethene | ND | | ug/L | 0.5 | 0.1 | 1 | 401959 | 04/27/26 | 04/27/26 | LYZ |
| Methylene Chloride | **0.4** | J | ug/L | 10 | 0.1 | 1 | 401959 | 04/27/26 | 04/27/26 | LYZ |
| 1,1-Dichloroethane | ND | | ug/L | 0.5 | 0.1 | 1 | 401959 | 04/27/26 | 04/27/26 | LYZ |
| cis-1,2-Dichloroethene | ND | | ug/L | 0.5 | 0.09 | 1 | 401959 | 04/27/26 | 04/27/26 | LYZ |
| 1,2-Dichloroethane | ND | | ug/L | 0.5 | 0.1 | 1 | 401959 | 04/27/26 | 04/27/26 | LYZ |
| Benzene | ND | | ug/L | 0.5 | 0.06 | 1 | 401959 | 04/27/26 | 04/27/26 | LYZ |
| Trichloroethene | ND | | ug/L | 0.5 | 0.07 | 1 | 401959 | 04/27/26 | 04/27/26 | LYZ |
| Tetrachloroethene | ND | | ug/L | 0.5 | 0.08 | 1 | 401959 | 04/27/26 | 04/27/26 | LYZ |
| 1,4-Dichlorobenzene | ND | | ug/L | 0.5 | 0.09 | 1 | 401959 | 04/27/26 | 04/27/26 | LYZ |
| **Surrogates** | | | | **Limits** | | | | | | |
| Dibromofluoromethane | 100% | | %REC | 70-130 | | 1 | 401959 | 04/27/26 | 04/27/26 | LYZ |
| 1,2-Dichloroethane-d4 | 99% | | %REC | 70-130 | | 1 | 401959 | 04/27/26 | 04/27/26 | LYZ |
| Toluene-d8 | 102% | | %REC | 70-130 | | 1 | 401959 | 04/27/26 | 04/27/26 | LYZ |
| Bromofluorobenzene | 99% | | %REC | 70-130 | | 1 | 401959 | 04/27/26 | 04/27/26 | LYZ |

J Estimated value
ND Not Detected



Results for any subcontracted analyses are not included in this section.

# Batch QC

| Type: Blank | Lab ID: QC1363255 | Batch: 401714 |
|---|---|---|
| Matrix: Water | Method: EPA 300.0 | Prep Method: METHOD |

| QC1363255 Analyte | Result | Qual | Units | RL | MDL | Prepared | Analyzed |
|---|---|---|---|---|---|---|---|
| Fluoride | ND | | mg/L | 0.20 | 0.062 | 04/23/26 14:30 | 04/23/26 19:37 |
| Chloride | ND | | mg/L | 1.0 | 0.27 | 04/23/26 14:30 | 04/23/26 19:37 |
| Bromide | ND | | mg/L | 0.30 | 0.049 | 04/23/26 14:30 | 04/23/26 19:37 |
| Nitrogen, Nitrate | ND | | mg/L | 0.10 | 0.05 | 04/23/26 14:30 | 04/23/26 19:37 |
| Sulfate | ND | | mg/L | 1.0 | 0.26 | 04/23/26 14:30 | 04/23/26 19:37 |

| Type: Lab Control Sample | Lab ID: QC1363256 | Batch: 401714 |
|---|---|---|
| Matrix: Water | Method: EPA 300.0 | Prep Method: METHOD |

| QC1363256 Analyte | Result | Spiked | Units | Recovery | Qual | Limits |
|---|---|---|---|---|---|---|
| Fluoride | 9.918 | 10.00 | mg/L | 99% | | 90-110 |
| Chloride | 47.86 | 50.00 | mg/L | 96% | | 90-110 |
| Bromide | 15.00 | 15.00 | mg/L | 100% | | 90-110 |
| Nitrogen, Nitrate | 4.487 | 4.518 | mg/L | 99% | | 90-110 |
| Sulfate | 25.13 | 25.00 | mg/L | 101% | | 90-110 |

| Type: Matrix Spike | Lab ID: QC1363257 | Batch: 401714 |
|---|---|---|
| Matrix (Source ID): Water (558166-001) | Method: EPA 300.0 | Prep Method: METHOD |

| QC1363257 Analyte | Result | Source Sample Result | Spiked | Units | Recovery | Qual | Limits | DF |
|---|---|---|---|---|---|---|---|---|
| Fluoride | 20.62 | 0.09633 | 20.00 | mg/L | 103% | | 80-129 | 1 |
| Chloride | 235.4 | 147.2 | 100.0 | mg/L | 88% | E | 80-123 | 1 |
| Bromide | 15.60 | 0.6640 | 15.00 | mg/L | 100% | | 80-121 | 1 |
| Nitrogen, Nitrate | 9.816 | 0.7781 | 9.036 | mg/L | 100% | | 80-123 | 1 |
| Sulfate | 144.4 | 98.68 | 50.00 | mg/L | 91% | E | 79-124 | 1 |

| Type: Matrix Spike Duplicate | Lab ID: QC1363258 | Batch: 401714 |
|---|---|---|
| Matrix (Source ID): Water (558166-001) | Method: EPA 300.0 | Prep Method: METHOD |

| QC1363258 Analyte | Result | Source Sample Result | Spiked | Units | Recovery | Qual | Limits | RPD | RPD Lim | DF |
|---|---|---|---|---|---|---|---|---|---|---|
| Fluoride | 20.70 | 0.09633 | 20.00 | mg/L | 103% | | 80-129 | 0 | 21 | 1 |
| Chloride | 236.3 | 147.2 | 100.0 | mg/L | 89% | E | 80-123 | | 20 | 1 |
| Bromide | 15.79 | 0.6640 | 15.00 | mg/L | 101% | | 80-121 | 1 | 20 | 1 |
| Nitrogen, Nitrate | 9.915 | 0.7781 | 9.036 | mg/L | 101% | | 80-123 | 1 | 20 | 1 |
| Sulfate | 144.8 | 98.68 | 50.00 | mg/L | 92% | E | 79-124 | | 20 | 1 |

Onterris ENTHALPY ANALYTICAL

# Batch QC

| Type: | Matrix Spike | Lab ID: | QC1363264 | Batch: | 401714 |
|---|---|---|---|---|---|
| Matrix (Source ID): | Water (558190-001) | Method: | EPA 300.0 | Prep Method: | METHOD |

| QC1363264 Analyte | Result | Source Sample Result | Spiked | Units | Recovery | Qual | Limits | DF |
|---|---|---|---|---|---|---|---|---|
| Fluoride | 20.88 | ND | 20.00 | mg/L | 104% | | 80-129 | 1 |
| Chloride | 108.2 | 4.403 | 100.0 | mg/L | 104% | | 80-123 | 1 |
| Bromide | 15.18 | ND | 15.00 | mg/L | 101% | | 80-121 | 1 |
| Nitrogen, Nitrate | 9.216 | ND | 9.036 | mg/L | 102% | | 80-123 | 1 |
| Sulfate | 58.62 | 7.620 | 50.00 | mg/L | 102% | | 79-124 | 1 |

| Type: | Matrix Spike Duplicate | Lab ID: | QC1363265 | Batch: | 401714 |
|---|---|---|---|---|---|
| Matrix (Source ID): | Water (558190-001) | Method: | EPA 300.0 | Prep Method: | METHOD |

| QC1363265 Analyte | Result | Source Sample Result | Spiked | Units | Recovery | Qual | Limits | RPD | RPD Lim | DF |
|---|---|---|---|---|---|---|---|---|---|---|
| Fluoride | 22.02 | ND | 20.00 | mg/L | 110% | | 80-129 | 5 | 21 | 1 |
| Chloride | 111.6 | 4.403 | 100.0 | mg/L | 107% | | 80-123 | 3 | 20 | 1 |
| Bromide | 15.66 | ND | 15.00 | mg/L | 104% | | 80-121 | 3 | 20 | 1 |
| Nitrogen, Nitrate | 9.543 | ND | 9.036 | mg/L | 106% | | 80-123 | 3 | 20 | 1 |
| Sulfate | 63.46 | 7.620 | 50.00 | mg/L | 112% | | 79-124 | 8 | 20 | 1 |

| Type: | Blank | Lab ID: | QC1363988 | Batch: | 401911 |
|---|---|---|---|---|---|
| Matrix: | Water | Method: | EPA 350.1 | Prep Method: | METHOD |

| QC1363988 Analyte | Result | Qual | Units | RL | MDL | Prepared | Analyzed |
|---|---|---|---|---|---|---|---|
| Ammonia-N | ND | | mg/L | 0.10 | 0.068 | 04/26/26 | 04/27/26 |

| Type: | Lab Control Sample | Lab ID: | QC1363989 | Batch: | 401911 |
|---|---|---|---|---|---|
| Matrix: | Water | Method: | EPA 350.1 | Prep Method: | METHOD |

| QC1363989 Analyte | Result | Spiked | Units | Recovery | Qual | Limits |
|---|---|---|---|---|---|---|
| Ammonia-N | 0.9559 | 1.000 | mg/L | 96% | | 90-110 |

| Type: | Matrix Spike | Lab ID: | QC1363990 | Batch: | 401911 |
|---|---|---|---|---|---|
| Matrix (Source ID): | Water (558077-001) | Method: | EPA 350.1 | Prep Method: | METHOD |

| QC1363990 Analyte | Result | Source Sample Result | Spiked | Units | Recovery | Qual | Limits | DF |
|---|---|---|---|---|---|---|---|---|
| Ammonia-N | 1.011 | ND | 1.000 | mg/L | 101% | | 90-110 | 1 |

# Batch QC

| | | | |
|---|---|---|---|
| **Type:** | **Matrix Spike Duplicate** | **Lab ID:** | **QC1363991** |
| **Batch:** | **401911** | | |
| **Matrix (Source ID):** | **Water (558077-001)** | **Method:** | **EPA 350.1** |
| **Prep Method:** | **METHOD** | | |

| QC1363991 Analyte | Result | Source Sample Result | Spiked | Units | Recovery | Qual | Limits | RPD | RPD Lim | DF |
|---|---|---|---|---|---|---|---|---|---|---|
| Ammonia-N | 0.9937 | ND | 1.000 | mg/L | 99% | | 90-110 | 2 | 20 | 1 |

| | | | |
|---|---|---|---|
| **Type:** | **Matrix Spike** | **Lab ID:** | **QC1363992** |
| **Batch:** | **401911** | | |
| **Matrix (Source ID):** | **Water (558077-002)** | **Method:** | **EPA 350.1** |
| **Prep Method:** | **METHOD** | | |

| QC1363992 Analyte | Result | Source Sample Result | Spiked | Units | Recovery | Qual | Limits | DF |
|---|---|---|---|---|---|---|---|---|
| Ammonia-N | 1.039 | ND | 1.000 | mg/L | 104% | | 90-110 | 1 |

| | | | |
|---|---|---|---|
| **Type:** | **Matrix Spike Duplicate** | **Lab ID:** | **QC1363993** |
| **Batch:** | **401911** | | |
| **Matrix (Source ID):** | **Water (558077-002)** | **Method:** | **EPA 350.1** |
| **Prep Method:** | **METHOD** | | |

| QC1363993 Analyte | Result | Source Sample Result | Spiked | Units | Recovery | Qual | Limits | RPD | RPD Lim | DF |
|---|---|---|---|---|---|---|---|---|---|---|
| Ammonia-N | 1.052 | ND | 1.000 | mg/L | 105% | | 90-110 | 1 | 20 | 1 |

| | | | |
|---|---|---|---|
| **Type:** | **Blank** | **Lab ID:** | **QC1363783** |
| **Batch:** | **401861** | | |
| **Matrix:** | **Water** | **Method:** | **EPA 410.4** |
| **Prep Method:** | **EPA 410.4** | | |

| QC1363783 Analyte | Result | Qual | Units | RL | MDL | Prepared | Analyzed |
|---|---|---|---|---|---|---|---|
| Chemical Oxygen Demand | ND | | mg/L | 4.0 | 2.6 | 04/25/26 | 04/25/26 |

| | | | |
|---|---|---|---|
| **Type:** | **Lab Control Sample** | **Lab ID:** | **QC1363784** |
| **Batch:** | **401861** | | |
| **Matrix:** | **Water** | **Method:** | **EPA 410.4** |
| **Prep Method:** | **EPA 410.4** | | |

| QC1363784 Analyte | Result | Spiked | Units | Recovery | Qual | Limits |
|---|---|---|---|---|---|---|
| Chemical Oxygen Demand | 100.0 | 100.0 | mg/L | 100% | | 90-110 |

| | | | |
|---|---|---|---|
| **Type:** | **Matrix Spike** | **Lab ID:** | **QC1363785** |
| **Batch:** | **401861** | | |
| **Matrix (Source ID):** | **Water (558025-001)** | **Method:** | **EPA 410.4** |
| **Prep Method:** | **EPA 410.4** | | |

| QC1363785 Analyte | Result | Source Sample Result | Spiked | Units | Recovery | Qual | Limits | DF |
|---|---|---|---|---|---|---|---|---|
| Chemical Oxygen Demand | 132.0 | 25.00 | 100.0 | mg/L | 107% | | 75-125 | 2 |

# Batch QC

| Type: | Matrix Spike Duplicate | Lab ID: | QC1363786 | Batch: | 401861 |
|---|---|---|---|---|---|
| Matrix (Source ID): | Water (558025-001) | Method: | EPA 410.4 | Prep Method: | EPA 410.4 |

| QC1363786 Analyte | Result | Source Sample Result | Spiked | Units | Recovery | Qual | Limits | RPD | RPD Lim | DF |
|---|---|---|---|---|---|---|---|---|---|---|
| Chemical Oxygen Demand | 132.0 | 25.00 | 100.0 | mg/L | 107% | | 75-125 | 0 | 20 | 2 |

| Type: | Matrix Spike | Lab ID: | QC1363787 | Batch: | 401861 |
|---|---|---|---|---|---|
| Matrix (Source ID): | Water (558077-001) | Method: | EPA 410.4 | Prep Method: | EPA 410.4 |

| QC1363787 Analyte | Result | Source Sample Result | Spiked | Units | Recovery | Qual | Limits | DF |
|---|---|---|---|---|---|---|---|---|
| Chemical Oxygen Demand | 122.0 | 27.00 | 100.0 | mg/L | 95% | | 75-125 | 2 |

| Type: | Matrix Spike Duplicate | Lab ID: | QC1363788 | Batch: | 401861 |
|---|---|---|---|---|---|
| Matrix (Source ID): | Water (558077-001) | Method: | EPA 410.4 | Prep Method: | EPA 410.4 |

| QC1363788 Analyte | Result | Source Sample Result | Spiked | Units | Recovery | Qual | Limits | RPD | RPD Lim | DF |
|---|---|---|---|---|---|---|---|---|---|---|
| Chemical Oxygen Demand | 128.0 | 27.00 | 100.0 | mg/L | 101% | | 75-125 | 5 | 20 | 2 |

| Type: | Blank | Lab ID: | QC1363323 | Batch: | 401737 |
|---|---|---|---|---|---|
| Matrix: | Water | Method: | EPA 6010B | Prep Method: | EPA 3015A |

| QC1363323 Analyte | Result | Qual | Units | RL | MDL | Prepared | Analyzed |
|---|---|---|---|---|---|---|---|
| Boron | ND | | mg/L | 0.050 | 0.0090 | 04/23/26 | 04/23/26 |
| Calcium | ND | | mg/L | 0.10 | 0.0095 | 04/23/26 | 04/23/26 |
| Iron | ND | | mg/L | 0.050 | 0.017 | 04/23/26 | 04/23/26 |
| Magnesium | ND | | mg/L | 0.10 | 0.017 | 04/23/26 | 04/23/26 |
| Manganese | ND | | mg/L | 0.010 | 0.00075 | 04/23/26 | 04/23/26 |
| Potassium | ND | | mg/L | 0.50 | 0.20 | 04/23/26 | 04/23/26 |
| Sodium | ND | | mg/L | 0.50 | 0.017 | 04/23/26 | 04/23/26 |

| Type: | Lab Control Sample | Lab ID: | QC1363324 | Batch: | 401737 |
|---|---|---|---|---|---|
| Matrix: | Water | Method: | EPA 6010B | Prep Method: | EPA 3015A |

| QC1363324 Analyte | Result | Spiked | Units | Recovery | Qual | Limits |
|---|---|---|---|---|---|---|
| Boron | 0.3644 | 0.4000 | mg/L | 91% | | 80-120 |
| Calcium | 19.43 | 20.40 | mg/L | 95% | | 80-120 |
| Iron | 0.3883 | 0.4000 | mg/L | 97% | | 80-120 |
| Magnesium | 19.69 | 20.40 | mg/L | 97% | | 80-120 |
| Manganese | 0.3921 | 0.4000 | mg/L | 98% | | 80-120 |
| Potassium | 22.28 | 24.00 | mg/L | 93% | | 80-120 |
| Sodium | 18.94 | 20.40 | mg/L | 93% | | 80-120 |

# Batch QC

| | | | | | |
|---|---|---|---|---|---|
| **Type:** | **Matrix Spike** | **Lab ID:** | **QC1363325** | **Batch:** | **401737** |
| **Matrix (Source ID):** | **Water (558163-001)** | **Method:** | **EPA 6010B** | **Prep Method:** | **EPA 3015A** |

| QC1363325 Analyte | Result | Source Sample Result | Spiked | Units | Recovery | Qual | Limits | DF |
|---|---|---|---|---|---|---|---|---|
| Boron | 0.6049 | 0.2303 | 0.4000 | mg/L | 94% | | 75-125 | 1 |
| Calcium | 115.5 | 97.01 | 20.40 | mg/L | 91% | NM | 75-125 | 1 |
| Iron | 2.227 | 1.777 | 0.4000 | mg/L | 112% | NM | 75-125 | 1 |
| Magnesium | 51.24 | 31.74 | 20.40 | mg/L | 96% | | 75-125 | 1 |
| Manganese | 0.4217 | 0.03918 | 0.4000 | mg/L | 96% | | 75-125 | 1 |
| Potassium | 27.23 | 4.222 | 24.00 | mg/L | 96% | | 75-125 | 1 |
| Sodium | 230.6 | 212.6 | 20.40 | mg/L | 88% | NM | 75-125 | 1 |

| | | | | | |
|---|---|---|---|---|---|
| **Type:** | **Matrix Spike Duplicate** | **Lab ID:** | **QC1363326** | **Batch:** | **401737** |
| **Matrix (Source ID):** | **Water (558163-001)** | **Method:** | **EPA 6010B** | **Prep Method:** | **EPA 3015A** |

| QC1363326 Analyte | Result | Source Sample Result | Spiked | Units | Recovery | Qual | Limits | RPD | RPD Lim | DF |
|---|---|---|---|---|---|---|---|---|---|---|
| Boron | 0.6020 | 0.2303 | 0.4000 | mg/L | 93% | | 75-125 | 0 | 20 | 1 |
| Calcium | 115.0 | 97.01 | 20.40 | mg/L | 88% | NM | 75-125 | 0 | 20 | 1 |
| Iron | 2.184 | 1.777 | 0.4000 | mg/L | 102% | NM | 75-125 | 2 | 22 | 1 |
| Magnesium | 50.78 | 31.74 | 20.40 | mg/L | 93% | | 75-125 | 1 | 20 | 1 |
| Manganese | 0.4177 | 0.03918 | 0.4000 | mg/L | 95% | | 75-125 | 1 | 20 | 1 |
| Potassium | 26.86 | 4.222 | 24.00 | mg/L | 94% | | 75-125 | 1 | 20 | 1 |
| Sodium | 229.9 | 212.6 | 20.40 | mg/L | 85% | NM | 75-125 | 0 | 20 | 1 |

| | | | | | |
|---|---|---|---|---|---|
| **Type:** | **Matrix Spike** | **Lab ID:** | **QC1363327** | **Batch:** | **401737** |
| **Matrix (Source ID):** | **Water (558166-001)** | **Method:** | **EPA 6010B** | **Prep Method:** | **EPA 3015A** |

| QC1363327 Analyte | Result | Source Sample Result | Spiked | Units | Recovery | Qual | Limits | DF |
|---|---|---|---|---|---|---|---|---|
| Boron | 0.5721 | 0.1946 | 0.4000 | mg/L | 94% | | 75-125 | 1 |
| Calcium | 163.9 | 146.5 | 20.40 | mg/L | 85% | NM | 75-125 | 1 |
| Iron | 0.8585 | 0.4377 | 0.4000 | mg/L | 105% | | 75-125 | 1 |
| Magnesium | 68.44 | 49.31 | 20.40 | mg/L | 94% | | 75-125 | 1 |
| Manganese | 0.5573 | 0.1730 | 0.4000 | mg/L | 96% | | 75-125 | 1 |
| Potassium | 27.56 | 4.157 | 24.00 | mg/L | 97% | | 75-125 | 1 |
| Sodium | 268.2 | 251.7 | 20.40 | mg/L | 81% | NM | 75-125 | 1 |

# Batch QC

| Type: | Matrix Spike Duplicate | Lab ID: | QC1363328 | Batch: | 401737 |
|---|---|---|---|---|---|
| Matrix (Source ID): | Water (558166-001) | Method: | EPA 6010B | Prep Method: | EPA 3015A |

| QC1363328 Analyte | Result | Source Sample Result | Spiked | Units | Recovery | Qual | Limits | RPD | RPD Lim | DF |
|---|---|---|---|---|---|---|---|---|---|---|
| Boron | 0.5706 | 0.1946 | 0.4000 | mg/L | 94% | | 75-125 | 0 | 20 | 1 |
| Calcium | 165.1 | 146.5 | 20.40 | mg/L | 91% | NM | 75-125 | 1 | 20 | 1 |
| Iron | 0.8583 | 0.4377 | 0.4000 | mg/L | 105% | | 75-125 | 0 | 22 | 1 |
| Magnesium | 68.82 | 49.31 | 20.40 | mg/L | 96% | | 75-125 | 1 | 20 | 1 |
| Manganese | 0.5542 | 0.1730 | 0.4000 | mg/L | 95% | | 75-125 | 1 | 20 | 1 |
| Potassium | 27.47 | 4.157 | 24.00 | mg/L | 97% | | 75-125 | 0 | 20 | 1 |
| Sodium | 270.6 | 251.7 | 20.40 | mg/L | 93% | NM | 75-125 | 1 | 20 | 1 |

| Type: | Serial Dilution | Lab ID: | QC1363371 | Batch: | 401737 |
|---|---|---|---|---|---|
| Matrix (Source ID): | Water (558163-001) | Method: | EPA 6010B | Prep Method: | EPA 3015A |

| QC1363371 Analyte | Result | Source Sample Result | Units | Qual | RPD | RPD Lim | DF |
|---|---|---|---|---|---|---|---|
| Boron | 0.2135 | 0.2303 | mg/L | J | | | 5 |
| Calcium | 97.44 | 97.01 | mg/L | | | | 5 |
| Iron | 1.782 | 1.777 | mg/L | | | | 5 |
| Magnesium | 32.03 | 31.74 | mg/L | | | | 5 |
| Manganese | 0.03836 | 0.03918 | mg/L | J | | | 5 |
| Potassium | 3.885 | 4.222 | mg/L | | | | 5 |
| Sodium | 214.5 | 212.6 | mg/L | | | | 5 |

| Type: | Blank | Lab ID: | QC1364193 | Batch: | 401959 |
|---|---|---|---|---|---|
| Matrix: | Water | Method: | EPA 8260B | Prep Method: | EPA 5030B |

| QC1364193 Analyte | Result | Qual | Units | RL | MDL | Prepared | Analyzed |
|---|---|---|---|---|---|---|---|
| Freon 12 | ND | | ug/L | 1.0 | 0.1 | 04/27/26 | 04/27/26 |
| Chloromethane | ND | | ug/L | 1.0 | 0.1 | 04/27/26 | 04/27/26 |
| Vinyl Chloride | ND | | ug/L | 0.5 | 0.09 | 04/27/26 | 04/27/26 |
| 1,1-Dichloroethene | ND | | ug/L | 0.5 | 0.1 | 04/27/26 | 04/27/26 |
| Methylene Chloride | ND | | ug/L | 10 | 0.1 | 04/27/26 | 04/27/26 |
| 1,1-Dichloroethane | ND | | ug/L | 0.5 | 0.1 | 04/27/26 | 04/27/26 |
| cis-1,2-Dichloroethene | ND | | ug/L | 0.5 | 0.09 | 04/27/26 | 04/27/26 |
| 1,2-Dichloroethane | ND | | ug/L | 0.5 | 0.1 | 04/27/26 | 04/27/26 |
| Benzene | ND | | ug/L | 0.5 | 0.06 | 04/27/26 | 04/27/26 |
| Trichloroethene | ND | | ug/L | 0.5 | 0.07 | 04/27/26 | 04/27/26 |
| Tetrachloroethene | ND | | ug/L | 0.5 | 0.08 | 04/27/26 | 04/27/26 |
| 1,4-Dichlorobenzene | ND | | ug/L | 0.5 | 0.09 | 04/27/26 | 04/27/26 |
| **Surrogates** | | | | **Limits** | | | |
| Dibromofluoromethane | 101% | | %REC | 70-130 | | 04/27/26 | 04/27/26 |
| 1,2-Dichloroethane-d4 | 97% | | %REC | 70-130 | | 04/27/26 | 04/27/26 |
| Toluene-d8 | 101% | | %REC | 70-130 | | 04/27/26 | 04/27/26 |
| Bromofluorobenzene | 98% | | %REC | 70-130 | | 04/27/26 | 04/27/26 |

# Batch QC

| | | | | | |
|---|---|---|---|---|---|
| **Type:** | **Matrix Spike** | **Lab ID:** | **QC1364252** | **Batch:** | **401959** |
| **Matrix (Source ID):** | **Water (558064-006)** | **Method:** | **EPA 8260B** | **Prep Method:** | **EPA 5030B** |

| QC1364252 Analyte | Result | Source Sample Result | Spiked | Units | Recovery | Qual | Limits | DF |
|---|---|---|---|---|---|---|---|---|
| 1,1-Dichloroethene | 22.82 | ND | 20.00 | ug/L | 114% | | 62-131 | 1 |
| MTBE | 22.55 | ND | 20.00 | ug/L | 113% | | 61-124 | 1 |
| Benzene | 21.69 | 0.1085 | 20.00 | ug/L | 108% | | 70-123 | 1 |
| Trichloroethene | 23.01 | ND | 20.00 | ug/L | 115% | | 65-131 | 1 |
| Toluene | 21.74 | ND | 20.00 | ug/L | 109% | | 69-120 | 1 |
| Chlorobenzene | 22.38 | ND | 20.00 | ug/L | 112% | | 72-121 | 1 |
| **Surrogates** | | | | | | | | |
| Dibromofluoromethane | 52.49 | | 50.00 | ug/L | 105% | | 70-130 | 1 |
| 1,2-Dichloroethane-d4 | 51.08 | | 50.00 | ug/L | 102% | | 70-130 | 1 |
| Toluene-d8 | 49.29 | | 50.00 | ug/L | 99% | | 70-130 | 1 |
| Bromofluorobenzene | 49.77 | | 50.00 | ug/L | 100% | | 70-130 | 1 |

| | | | | | |
|---|---|---|---|---|---|
| **Type:** | **Matrix Spike Duplicate** | **Lab ID:** | **QC1364253** | **Batch:** | **401959** |
| **Matrix (Source ID):** | **Water (558064-006)** | **Method:** | **EPA 8260B** | **Prep Method:** | **EPA 5030B** |

| QC1364253 Analyte | Result | Source Sample Result | Spiked | Units | Recovery | Qual | Limits | RPD | RPD Lim | DF |
|---|---|---|---|---|---|---|---|---|---|---|
| 1,1-Dichloroethene | 21.57 | ND | 20.00 | ug/L | 108% | | 62-131 | 6 | 31 | 1 |
| MTBE | 22.00 | ND | 20.00 | ug/L | 110% | | 61-124 | 2 | 30 | 1 |
| Benzene | 21.52 | 0.1085 | 20.00 | ug/L | 107% | | 70-123 | 1 | 31 | 1 |
| Trichloroethene | 22.36 | ND | 20.00 | ug/L | 112% | | 65-131 | 3 | 31 | 1 |
| Toluene | 21.87 | ND | 20.00 | ug/L | 109% | | 69-120 | 1 | 29 | 1 |
| Chlorobenzene | 22.91 | ND | 20.00 | ug/L | 115% | | 72-121 | 2 | 29 | 1 |
| **Surrogates** | | | | | | | | | | |
| Dibromofluoromethane | 52.32 | | 50.00 | ug/L | 105% | | 70-130 | | | 1 |
| 1,2-Dichloroethane-d4 | 50.97 | | 50.00 | ug/L | 102% | | 70-130 | | | 1 |
| Toluene-d8 | 50.45 | | 50.00 | ug/L | 101% | | 70-130 | | | 1 |
| Bromofluorobenzene | 49.10 | | 50.00 | ug/L | 98% | | 70-130 | | | 1 |

| | | | | | |
|---|---|---|---|---|---|
| **Type:** | **Lab Control Sample** | **Lab ID:** | **QC1364341** | **Batch:** | **401959** |
| **Matrix:** | **Water** | **Method:** | **EPA 8260B** | **Prep Method:** | **EPA 5030B** |

| QC1364341 Analyte | Result | Spiked | Units | Recovery | Qual | Limits |
|---|---|---|---|---|---|---|
| 1,1-Dichloroethene | 48.93 | 50.00 | ug/L | 98% | | 69-128 |
| MTBE | 52.35 | 50.00 | ug/L | 105% | | 66-125 |
| Benzene | 50.62 | 50.00 | ug/L | 101% | | 76-121 |
| Trichloroethene | 51.75 | 50.00 | ug/L | 104% | | 76-124 |
| Toluene | 51.55 | 50.00 | ug/L | 103% | | 76-120 |
| Chlorobenzene | 52.85 | 50.00 | ug/L | 106% | | 78-120 |
| **Surrogates** | | | | | | |
| Dibromofluoromethane | 51.39 | 50.00 | ug/L | 103% | | 70-130 |
| 1,2-Dichloroethane-d4 | 51.59 | 50.00 | ug/L | 103% | | 70-130 |
| Toluene-d8 | 50.29 | 50.00 | ug/L | 101% | | 70-130 |
| Bromofluorobenzene | 49.21 | 50.00 | ug/L | 98% | | 70-130 |

# Batch QC

| Type: Lab Control Sample | Lab ID: QC1364477 | Batch: 402033 |
|---|---|---|
| Matrix: Water | Method: EPA 8260B | Prep Method: EPA 5030B |

| QC1364477 Analyte | Result | Spiked | Units | Recovery | Qual | Limits |
|---|---|---|---|---|---|---|
| 1,1-Dichloroethene | 55.55 | 50.00 | ug/L | 111% | | 69-128 |
| MTBE | 57.26 | 50.00 | ug/L | 115% | | 66-125 |
| Benzene | 54.89 | 50.00 | ug/L | 110% | | 76-121 |
| Trichloroethene | 43.36 | 50.00 | ug/L | 87% | | 76-124 |
| Toluene | 46.94 | 50.00 | ug/L | 94% | | 76-120 |
| Chlorobenzene | 46.06 | 50.00 | ug/L | 92% | | 78-120 |
| **Surrogates** | | | | | | |
| Dibromofluoromethane | 50.60 | 50.00 | ug/L | 101% | | 70-130 |
| 1,2-Dichloroethane-d4 | 58.16 | 50.00 | ug/L | 116% | | 70-130 |
| Toluene-d8 | 46.04 | 50.00 | ug/L | 92% | | 70-130 |
| Bromofluorobenzene | 49.11 | 50.00 | ug/L | 98% | | 70-130 |

| Type: Lab Control Sample Duplicate | Lab ID: QC1364478 | Batch: 402033 |
|---|---|---|
| Matrix: Water | Method: EPA 8260B | Prep Method: EPA 5030B |

| QC1364478 Analyte | Result | Spiked | Units | Recovery | Qual | Limits | RPD | RPD Lim |
|---|---|---|---|---|---|---|---|---|
| 1,1-Dichloroethene | 56.59 | 50.00 | ug/L | 113% | | 69-128 | 2 | 23 |
| MTBE | 60.26 | 50.00 | ug/L | 121% | | 66-125 | 5 | 22 |
| Benzene | 56.06 | 50.00 | ug/L | 112% | | 76-121 | 2 | 21 |
| Trichloroethene | 45.01 | 50.00 | ug/L | 90% | | 76-124 | 4 | 22 |
| Toluene | 48.92 | 50.00 | ug/L | 98% | | 76-120 | 4 | 21 |
| Chlorobenzene | 48.53 | 50.00 | ug/L | 97% | | 78-120 | 5 | 20 |
| **Surrogates** | | | | | | | | |
| Dibromofluoromethane | 50.07 | 50.00 | ug/L | 100% | | 70-130 | | |
| 1,2-Dichloroethane-d4 | 56.88 | 50.00 | ug/L | 114% | | 70-130 | | |
| Toluene-d8 | 46.41 | 50.00 | ug/L | 93% | | 70-130 | | |
| Bromofluorobenzene | 48.67 | 50.00 | ug/L | 97% | | 70-130 | | |

| Type: Matrix Spike | Lab ID: QC1364509 | Batch: 402033 |
|---|---|---|
| Matrix (Source ID): Water (558166-001) | Method: EPA 8260B | Prep Method: EPA 5030B |

| QC1364509 Analyte | Result | Source Sample Result | Spiked | Units | Recovery | Qual | Limits | DF |
|---|---|---|---|---|---|---|---|---|
| 1,1-Dichloroethene | 18.05 | ND | 20.00 | ug/L | 90% | | 62-131 | 1 |
| MTBE | 19.85 | ND | 20.00 | ug/L | 99% | | 61-124 | 1 |
| Benzene | 17.67 | ND | 20.00 | ug/L | 88% | | 70-123 | 1 |
| Trichloroethene | 15.03 | 1.883 | 20.00 | ug/L | 66% | | 65-131 | 1 |
| Toluene | 15.24 | ND | 20.00 | ug/L | 76% | | 69-120 | 1 |
| Chlorobenzene | 15.28 | ND | 20.00 | ug/L | 76% | | 72-121 | 1 |
| **Surrogates** | | | | | | | | |
| Dibromofluoromethane | 49.61 | | 50.00 | ug/L | 99% | | 70-130 | 1 |
| 1,2-Dichloroethane-d4 | 59.34 | | 50.00 | ug/L | 119% | | 70-130 | 1 |
| Toluene-d8 | 45.82 | | 50.00 | ug/L | 92% | | 70-130 | 1 |
| Bromofluorobenzene | 47.92 | | 50.00 | ug/L | 96% | | 70-130 | 1 |

# Batch QC

| Type: | Matrix Spike Duplicate | Lab ID: | QC1364510 | Batch: | 402033 |
|---|---|---|---|---|---|
| Matrix (Source ID): | Water (558166-001) | Method: | EPA 8260B | Prep Method: | EPA 5030B |

| QC1364510 Analyte | Result | Source Sample Result | Spiked | Units | Recovery | Qual | Limits | RPD | RPD Lim | DF |
|---|---|---|---|---|---|---|---|---|---|---|
| 1,1-Dichloroethene | 17.97 | ND | 20.00 | ug/L | 90% | | 62-131 | 0 | 31 | 1 |
| MTBE | 20.20 | ND | 20.00 | ug/L | 101% | | 61-124 | 2 | 30 | 1 |
| Benzene | 18.00 | ND | 20.00 | ug/L | 90% | | 70-123 | 2 | 31 | 1 |
| Trichloroethene | 15.51 | 1.883 | 20.00 | ug/L | 68% | | 65-131 | 3 | 31 | 1 |
| Toluene | 15.62 | ND | 20.00 | ug/L | 78% | | 69-120 | 2 | 29 | 1 |
| Chlorobenzene | 15.71 | ND | 20.00 | ug/L | 79% | | 72-121 | 3 | 29 | 1 |
| **Surrogates** | | | | | | | | | | |
| Dibromofluoromethane | 50.13 | | 50.00 | ug/L | 100% | | 70-130 | | | 1 |
| 1,2-Dichloroethane-d4 | 60.88 | | 50.00 | ug/L | 122% | | 70-130 | | | 1 |
| Toluene-d8 | 46.36 | | 50.00 | ug/L | 93% | | 70-130 | | | 1 |
| Bromofluorobenzene | 49.66 | | 50.00 | ug/L | 99% | | 70-130 | | | 1 |

| Type: | Blank | Lab ID: | QC1364512 | Batch: | 402033 |
|---|---|---|---|---|---|
| Matrix: | Water | Method: | EPA 8260B | Prep Method: | EPA 5030B |

| QC1364512 Analyte | Result | Qual | Units | RL | MDL | Prepared | Analyzed |
|---|---|---|---|---|---|---|---|
| Freon 12 | ND | | ug/L | 1.0 | 0.1 | 04/27/26 | 04/27/26 |
| Chloromethane | ND | | ug/L | 1.0 | 0.2 | 04/27/26 | 04/27/26 |
| Vinyl Chloride | ND | | ug/L | 0.5 | 0.1 | 04/27/26 | 04/27/26 |
| 1,1-Dichloroethene | ND | | ug/L | 0.5 | 0.08 | 04/27/26 | 04/27/26 |
| Methylene Chloride | ND | | ug/L | 10 | 0.2 | 04/27/26 | 04/27/26 |
| 1,1-Dichloroethane | ND | | ug/L | 0.5 | 0.1 | 04/27/26 | 04/27/26 |
| cis-1,2-Dichloroethene | ND | | ug/L | 0.5 | 0.09 | 04/27/26 | 04/27/26 |
| 1,2-Dichloroethane | ND | | ug/L | 0.5 | 0.1 | 04/27/26 | 04/27/26 |
| Benzene | ND | | ug/L | 0.5 | 0.1 | 04/27/26 | 04/27/26 |
| Trichloroethene | ND | | ug/L | 0.5 | 0.1 | 04/27/26 | 04/27/26 |
| Tetrachloroethene | ND | | ug/L | 0.5 | 0.1 | 04/27/26 | 04/27/26 |
| 1,4-Dichlorobenzene | ND | | ug/L | 0.5 | 0.2 | 04/27/26 | 04/27/26 |
| **Surrogates** | | | | **Limits** | | | |
| Dibromofluoromethane | 98% | | %REC | 70-130 | | 04/27/26 | 04/27/26 |
| 1,2-Dichloroethane-d4 | 118% | | %REC | 70-130 | | 04/27/26 | 04/27/26 |
| Toluene-d8 | 93% | | %REC | 70-130 | | 04/27/26 | 04/27/26 |
| Bromofluorobenzene | 94% | | %REC | 70-130 | | 04/27/26 | 04/27/26 |

| Type: | Blank | Lab ID: | QC1364853 | Batch: | 402126 |
|---|---|---|---|---|---|
| Matrix: | Water | Method: | EPA 8270C-SIM | Prep Method: | EPA 3535 |

| QC1364853 Analyte | Result | Qual | Units | RL | MDL | Prepared | Analyzed |
|---|---|---|---|---|---|---|---|
| 1,4-Dioxane | ND | | ug/L | 1.0 | 0.84 | 04/28/26 | 05/01/26 |
| **Surrogates** | | | | **Limits** | | | |
| 1,4-Dioxane-d8 (SUR) | 101% | | %REC | 80-120 | | 04/28/26 | 05/01/26 |

# Batch QC

| Type: Lab Control Sample | Lab ID: QC1364854 | Batch: 402126 |
|---|---|---|
| Matrix: Water | Method: EPA 8270C-SIM | Prep Method: EPA 3535 |

| QC1364854 Analyte | Result | Spiked | Units | Recovery | Qual | Limits |
|---|---|---|---|---|---|---|
| 1,4-Dioxane | 9.804 | 10.00 | ug/L | 98% | | 79-120 |
| **Surrogates** | | | | | | |
| 1,4-Dioxane-d8 (SUR) | 10.24 | 10.00 | ug/L | 102% | | 80-120 |

| Type: Lab Control Sample Duplicate | Lab ID: QC1364855 | Batch: 402126 |
|---|---|---|
| Matrix: Water | Method: EPA 8270C-SIM | Prep Method: EPA 3535 |

| QC1364855 Analyte | Result | Spiked | Units | Recovery | Qual | Limits | RPD | RPD Lim |
|---|---|---|---|---|---|---|---|---|
| 1,4-Dioxane | 10.22 | 10.00 | ug/L | 102% | | 79-120 | 4 | 20 |
| **Surrogates** | | | | | | | | |
| 1,4-Dioxane-d8 (SUR) | 10.31 | 10.00 | ug/L | 103% | | 80-120 | | |

| Type: Blank | Lab ID: QC1363663 | Batch: 401827 |
|---|---|---|
| Matrix: Water | Method: SM 4500-S2-D | Prep Method: METHOD |

| QC1363663 Analyte | Result | Qual | Units | RL | MDL | Prepared | Analyzed |
|---|---|---|---|---|---|---|---|
| Sulfide | ND | | mg/L | 0.10 | | 04/24/26 | 04/24/26 |

| Type: Lab Control Sample | Lab ID: QC1363664 | Batch: 401827 |
|---|---|---|
| Matrix: Water | Method: SM 4500-S2-D | Prep Method: METHOD |

| QC1363664 Analyte | Result | Spiked | Units | Recovery | Qual | Limits |
|---|---|---|---|---|---|---|
| Sulfide | 0.9000 | 1.000 | mg/L | 90% | | 90-110 |

| Type: Matrix Spike | Lab ID: QC1363665 | Batch: 401827 |
|---|---|---|
| Matrix (Source ID): Water (558166-001) | Method: SM 4500-S2-D | Prep Method: METHOD |

| QC1363665 Analyte | Result | Source Sample Result | Spiked | Units | Recovery | Qual | Limits | DF |
|---|---|---|---|---|---|---|---|---|
| Sulfide | 0.8000 | ND | 1.000 | mg/L | 80% | | 80-120 | 1 |

| Type: Matrix Spike Duplicate | Lab ID: QC1363666 | Batch: 401827 |
|---|---|---|
| Matrix (Source ID): Water (558166-001) | Method: SM 4500-S2-D | Prep Method: METHOD |

| QC1363666 Analyte | Result | Source Sample Result | Spiked | Units | Recovery | Qual | Limits | RPD | RPD Lim | DF |
|---|---|---|---|---|---|---|---|---|---|---|
| Sulfide | 0.8000 | ND | 1.000 | mg/L | 80% | | 80-120 | 0 | 20 | 1 |

# Batch QC

| Type: Blank | Lab ID: QC1363334 | Batch: 401739 |
|---|---|---|
| Matrix: Water | Method: SM 4500-S2-D | Prep Method: METHOD |

| QC1363334 Analyte | Result | Qual | Units | RL | MDL | Prepared | Analyzed |
|---|---|---|---|---|---|---|---|
| Sulfide | ND | | mg/L | 0.10 | | 04/23/26 | 04/23/26 |

| Type: Lab Control Sample | Lab ID: QC1363335 | Batch: 401739 |
|---|---|---|
| Matrix: Water | Method: SM 4500-S2-D | Prep Method: METHOD |

| QC1363335 Analyte | Result | Spiked | Units | Recovery | Qual | Limits |
|---|---|---|---|---|---|---|
| Sulfide | 0.9000 | 1.000 | mg/L | 90% | | 90-110 |

| Type: Matrix Spike | Lab ID: QC1363336 | Batch: 401739 |
|---|---|---|
| Matrix (Source ID): Drinking Water (557994-003) | Method: SM 4500-S2-D | Prep Method: METHOD |

| QC1363336 Analyte | Result | Source Sample Result | Spiked | Units | Recovery | Qual | Limits | DF |
|---|---|---|---|---|---|---|---|---|
| Sulfide | 0.9000 | ND | 1.000 | mg/L | 90% | | 80-120 | 1 |

| Type: Matrix Spike Duplicate | Lab ID: QC1363337 | Batch: 401739 |
|---|---|---|
| Matrix (Source ID): Drinking Water (557994-003) | Method: SM 4500-S2-D | Prep Method: METHOD |

| QC1363337 Analyte | Result | Source Sample Result | Spiked | Units | Recovery | Qual | Limits | RPD | RPD Lim | DF |
|---|---|---|---|---|---|---|---|---|---|---|
| Sulfide | 0.9000 | ND | 1.000 | mg/L | 90% | | 80-120 | 0 | 20 | 1 |

| Type: Blank | Lab ID: QC1363877 | Batch: 401882 |
|---|---|---|
| Matrix: Water | Method: SM 5310B | Prep Method: SM 5310B |

| QC1363877 Analyte | Result | Qual | Units | RL | MDL | Prepared | Analyzed |
|---|---|---|---|---|---|---|---|
| Total Organic Carbon | ND | | mg/L | 1.0 | 0.49 | 04/25/26 | 04/25/26 |

| Type: Lab Control Sample | Lab ID: QC1363878 | Batch: 401882 |
|---|---|---|
| Matrix: Water | Method: SM 5310B | Prep Method: SM 5310B |

| QC1363878 Analyte | Result | Spiked | Units | Recovery | Qual | Limits |
|---|---|---|---|---|---|---|
| Total Organic Carbon | 23.81 | 25.00 | mg/L | 95% | | 85-115 |

| Type: Matrix Spike | Lab ID: QC1363879 | Batch: 401882 |
|---|---|---|
| Matrix (Source ID): Water (558338-001) | Method: SM 5310B | Prep Method: SM 5310B |

| QC1363879 Analyte | Result | Source Sample Result | Spiked | Units | Recovery | Qual | Limits | DF |
|---|---|---|---|---|---|---|---|---|
| Total Organic Carbon | 44,760 | 30500 | 12500 | mg/L | 114% | | 75-125 | 500 |

# Batch QC

| Type: | Matrix Spike Duplicate | Lab ID: | QC1363880 | Batch: | 401882 |
|---|---|---|---|---|---|
| Matrix (Source ID): | Water (558338-001) | Method: | SM 5310B | Prep Method: | SM 5310B |

| QC1363880 Analyte | Result | Source Sample Result | Spiked | Units | Recovery | Qual | Limits | RPD | RPD Lim | DF |
|---|---|---|---|---|---|---|---|---|---|---|
| Total Organic Carbon | 44,630 | 30500 | 12500 | mg/L | 113% | | 75-125 | 0 | 25 | 500 |

| Type: | Blank | Lab ID: | QC1365347 | Batch: | 402271 |
|---|---|---|---|---|---|
| Matrix: | Water | Method: | SM2320B | Prep Method: | METHOD |

| QC1365347 Analyte | Result | Qual | Units | RL | MDL | Prepared | Analyzed |
|---|---|---|---|---|---|---|---|
| Alkalinity, Bicarbonate, as CaCO3 | ND | | mg/L | 2.0 | | 04/29/26 | 04/29/26 |
| Alkalinity, Total as CaCO3 | ND | | mg/L | 2.0 | | 04/29/26 | 04/29/26 |

| Type: | Lab Control Sample | Lab ID: | QC1365348 | Batch: | 402271 |
|---|---|---|---|---|---|
| Matrix: | Water | Method: | SM2320B | Prep Method: | METHOD |

| QC1365348 Analyte | Result | Spiked | Units | Recovery | Qual | Limits |
|---|---|---|---|---|---|---|
| Alkalinity, Total as CaCO3 | 92.82 | 100.0 | mg/L | 93% | | 90-110 |

| Type: | Sample Duplicate | Lab ID: | QC1365349 | Batch: | 402271 |
|---|---|---|---|---|---|
| Matrix (Source ID): | Water (558077-001) | Method: | SM2320B | Prep Method: | METHOD |

| QC1365349 Analyte | Result | Source Sample Result | Units | Qual | RPD | RPD Lim | DF |
|---|---|---|---|---|---|---|---|
| Alkalinity, Bicarbonate, as CaCO3 | 430.8 | 428.0 | mg/L | | 1 | 20 | 2.5 |
| Alkalinity, Total as CaCO3 | 430.8 | 428.0 | mg/L | | 1 | 20 | 2.5 |

| Type: | Blank | Lab ID: | QC1365212 | Batch: | 402206 |
|---|---|---|---|---|---|
| Matrix: | Water | Method: | SM2540C | Prep Method: | METHOD |

| QC1365212 Analyte | Result | Qual | Units | RL | MDL | Prepared | Analyzed |
|---|---|---|---|---|---|---|---|
| Total Dissolved Solids | ND | | mg/L | 20 | | 04/29/26 | 04/30/26 |

| Type: | Lab Control Sample | Lab ID: | QC1365213 | Batch: | 402206 |
|---|---|---|---|---|---|
| Matrix: | Water | Method: | SM2540C | Prep Method: | METHOD |

| QC1365213 Analyte | Result | Spiked | Units | Recovery | Qual | Limits |
|---|---|---|---|---|---|---|
| Total Dissolved Solids | 1,016 | 1000 | mg/L | 102% | | 90-110 |

| Type: | Sample Duplicate | Lab ID: | QC1365214 | Batch: | 402206 |
|---|---|---|---|---|---|
| Matrix (Source ID): | Water (558232-001) | Method: | SM2540C | Prep Method: | METHOD |

| QC1365214 Analyte | Result | Source Sample Result | Units | Qual | RPD | RPD Lim | DF |
|---|---|---|---|---|---|---|---|
| Total Dissolved Solids | 1,308 | 1342 | mg/L | | 3 | 5 | 2 |

# Batch QC

| | | | | | |
|---|---|---|---|---|---|
| **Type:** | **Sample Duplicate** | **Lab ID:** | **QC1365215** | **Batch:** | **402206** |
| **Matrix (Source ID):** | **Water (558238-001)** | **Method:** | **SM2540C** | **Prep Method:** | **METHOD** |

| QC1365215 Analyte | Result | Source Sample Result | Units | Qual | RPD | RPD Lim | DF |
|---|---|---|---|---|---|---|---|
| Total Dissolved Solids | 1,304 | 1270 | mg/L | | 3 | 5 | 2 |

E Response exceeds instrument's linear range
J Estimated value
ND Not Detected
NM Not Meaningful

**Laboratory Job Number 558077**

**Subcontracted Products**

**McCampbell Analytical, Inc.**

# McCampbell Analytical, Inc.

*"When Quality Counts"*

# Analytical Report

**WorkOrder:** 2604J25

**Report Created for:** Onterris Laboratories, LLC.

931 West Barkley Avenue
Orange, CA 92868

**Project Contact:** David Tripp
**Project P.O.:** 096843
**Project:** EO-558077

**Project Location:**
**Project Received:** 04/23/2026

Analytical Report reviewed & approved for release on 04/30/2026 by:

Yen Cao

Yen Cao
Project Manager

***McCampbell Analytical Inc. is not accredited for all the testing in this report. The report shall not be reproduced except in full, without the written approval of the laboratory. The analytical results relate only to the items tested.***

1534 Willow Pass Rd. Pittsburg, CA 94565 ♦ TEL: (877) 252-9262 ♦ FAX: (925) 252-9269 ♦ www.mccampbell.com

McCampbell Analytical, Inc.
*"When Quality Counts"*

1534 Willow Pass Road, Pittsburg, CA 94565-1701
Toll Free Telephone: (877) 252-9262 / Fax: (925) 252-9269
http://www.mccampbell.com / E-mail: main@mccampbell.com

# Glossary of Terms & Qualifier Definitions

**Client:** Onterris Laboratories, LLC. **WorkOrder:** 2604J25

**Project:** EO-558077

## Glossary Abbreviation

| | |
|---|---|
| %D | Serial Dilution Percent Difference |
| 95% Interval | 95% Confident Interval |
| CCV | Continuing Calibration Verification. |
| CCV REC (%) | The % recovery of Continuing Calibration Verification |
| DF | Dilution Factor |
| DI WET | (DISTLC) Waste Extraction Test using DI water |
| DISS | Dissolved (sample filtered using a 0.45 µm filter size) |
| DLT | Dilution Test (Serial Dilution) |
| DUP | Duplicate |
| EDL | Estimated Detection Limit |
| ITEF | International Toxicity Equivalence Factor |
| LCS | Laboratory Control Sample |
| LCS2 | Second LCS for the batch. Spike level is lower than that for the first LCS; applicable to method 1633. |
| LQL | Lowest Quantitation Level |
| MB | Method Blank |
| MB IS/SS % Rec | % Recovery of Internal Standard or Surrogate in Method Blank, if applicable |
| MB SS % Rec | % Recovery of Surrogate in Method Blank, if applicable |
| MDL | Method Detection Limit [1] |
| ML | Minimum Level of Quantitation |
| MS | Matrix Spike |
| MSD | Matrix Spike Duplicate |
| NA | Not Applicable |
| ND | Not detected at or above the indicated MDL (if present) or RL. |
| NR | Data Not Reported due to matrix interference or insufficient sample amount. |
| PDS | Post Digestion Spike |
| PF | Prep Factor |
| RD | Relative Difference |
| RL | Reporting Limit [2] |
| RPD | Relative Percent Difference |
| RRT | Relative Retention Time |
| RSD | Relative Standard Deviation |
| SPK Val | Spike Value |
| SPKRef Val | Spike Reference Value |
| SPLP | Synthetic Precipitation Leachate Procedure |

[1] MDL is the minimum measured concentration of a substance that can be reported with 99% confidence that the measured concentration is distinguishable from method blank results. Definition and Procedure for the Determination of the Method Detection Limit, Revision 2, 40CFR, Part 136, Appendix B, EPA 821-R-16-006, December 2016. Values are based upon our default extraction volume/amount and are subject to change.

[2] RL is the lowest level that can be reliably determined within specified limits of precision and accuracy during routine laboratory operating conditions. (The RL cannot be lower than the lowest calibration standard used in the initial calibration of the instrument and must be greater than the MDL.) Values are based upon our default extraction volume/amount and are subject to change.

McCampbell Analytical, Inc.
*"When Quality Counts"*

1534 Willow Pass Road, Pittsburg, CA 94565-1701
Toll Free Telephone: (877) 252-9262 / Fax: (925) 252-9269
http://www.mccampbell.com / E-mail: main@mccampbell.com

# Glossary of Terms & Qualifier Definitions

**Client:** Onterris Laboratories, LLC. **WorkOrder:** 2604J25

**Project:** EO-558077

| | |
|---|---|
| TCLP | Toxicity Characteristic Leachate Procedure |
| TEQ | Toxicity Equivalents |
| TNTC | “Too Numerous to Count;” greater than 250 colonies observed on the plate. |
| TPH-Diesel | Sample results for semi-volatile TPH (diesel, kerosene, oil, etc) were calculated using a background subtraction procedure to correct for instrument baseline rise (column bleed) as described in Sec 7.7.2.2 of EPA 8015 B, C. |
| TZA | TimeZone Net Adjustment for sample collected outside of MAI's Coordinated Universal Time (UTC). (Adjustment for Daylight Saving is not accounted.) |
| WET (STLC) | Waste Extraction Test (Soluble Threshold Limit Concentration) |

McCampbell Analytical, Inc.
*"When Quality Counts"*

1534 Willow Pass Road, Pittsburg, CA 94565-1701
Toll Free Telephone: (877) 252-9262 / Fax: (925) 252-9269
http://www.mccampbell.com / E-mail: main@mccampbell.com

# Analytical Report

| | | | |
|---|---|---|---|
| **Client:** | Onterris Laboratories, LLC. | **WorkOrder:** | 2604J25 |
| **Date Received:** | 04/23/2026 9:54 | **Extraction Method:** | RSK175 |
| **Date Prepared:** | 04/28/2026 | **Analytical Method:** | RSK175 |
| **Project:** | EO-558077 | **Unit:** | µg/L |

## Dissolved Carbon Dioxide by RSK 175

| Client ID | Lab ID | Matrix | Date Collected | Instrument FileID | Batch ID |
|---|---|---|---|---|---|
| DW-31 | 2604J25-001A | Water | 04/22/2026 08:02 | GC26 0428261205.D | 340697 |

| Analytes | Result | MDL | RL | DF | Date Analyzed |
|---|---|---|---|---|---|
| Carbon Dioxide | **57,000** | 2500 | 2500 | 50 | 04/28/2026 14:51 |

Analyst(s): CLO

| Client ID | Lab ID | Matrix | Date Collected | Instrument FileID | Batch ID |
|---|---|---|---|---|---|
| DW-12 | 2604J25-002A | Water | 04/22/2026 09:00 | GC26 0428261206.D | 340697 |

| Analytes | Result | MDL | RL | DF | Date Analyzed |
|---|---|---|---|---|---|
| Carbon Dioxide | **1500** | 50 | 50 | 1 | 04/28/2026 15:22 |

Analyst(s): CLO

| Client ID | Lab ID | Matrix | Date Collected | Instrument FileID | Batch ID |
|---|---|---|---|---|---|
| DW-7 | 2604J25-003A | Water | 04/22/2026 10:07 | GC26 0428261207.D | 340697 |

| Analytes | Result | MDL | RL | DF | Date Analyzed |
|---|---|---|---|---|---|
| Carbon Dioxide | **1100** | 50 | 50 | 1 | 04/28/2026 15:34 |

Analyst(s): CLO

*(Cont.)*

McCampbell Analytical, Inc.
*"When Quality Counts"*

1534 Willow Pass Road, Pittsburg, CA 94565-1701
Toll Free Telephone: (877) 252-9262 / Fax: (925) 252-9269
http://www.mccampbell.com / E-mail: main@mccampbell.com

# Analytical Report

| | | | |
|---|---|---|---|
| **Client:** | Onterris Laboratories, LLC. | **WorkOrder:** | 2604J25 |
| **Date Received:** | 04/23/2026 9:54 | **Extraction Method:** | RSK175 |
| **Date Prepared:** | 04/28/2026 | **Analytical Method:** | RSK175 |
| **Project:** | EO-558077 | **Unit:** | µg/L |

## Dissolved Carbon Dioxide by RSK 175

| Client ID | Lab ID | Matrix | Date Collected | Instrument FileID | Batch ID |
|---|---|---|---|---|---|
| DW-21 | 2604J25-004A | Water | 04/22/2026 11:11 | GC26 0428261208.D | 340697 |

| Analytes | Result | MDL | RL | DF | Date Analyzed |
|---|---|---|---|---|---|
| Carbon Dioxide | **3500** | 200 | 200 | 4 | 04/28/2026 16:00 |

Analyst(s): CLO

| Client ID | Lab ID | Matrix | Date Collected | Instrument FileID | Batch ID |
|---|---|---|---|---|---|
| DW-18 | 2604J25-005A | Water | 04/22/2026 12:19 | GC26 0428261209.D | 340697 |

| Analytes | Result | MDL | RL | DF | Date Analyzed |
|---|---|---|---|---|---|
| Carbon Dioxide | **5400** | 250 | 250 | 5 | 04/28/2026 16:40 |

Analyst(s): CLO

McCampbell Analytical, Inc.
*"When Quality Counts"*

1534 Willow Pass Road, Pittsburg, CA 94565-1701
Toll Free Telephone: (877) 252-9262 / Fax: (925) 252-9269
http://www.mccampbell.com / E-mail: main@mccampbell.com

# Quality Control Report

| | | | |
|---|---|---|---|
| **Client:** | Onterris Laboratories, LLC. | **WorkOrder:** | 2604J25 |
| **Date Prepared:** | 04/28/2026 | **BatchID:** | 340697 |
| **Date Analyzed:** | 04/28/2026 | **Extraction Method:** | RSK175 |
| **Instrument:** | GC26 | **Analytical Method:** | RSK175 |
| **Matrix:** | Water | **Unit:** | µg/L |
| **Project:** | EO-558077 | **Sample ID:** | MB/LCS/LCSD-340697 |

## QC Summary Report for RSK175

| Analyte | MB Result | MDL | RL | | | |
|---|---|---|---|---|---|---|
| Carbon Dioxide | ND | 50 | 50 | - | - | - |

| Analyte | LCS Result | LCSD Result | SPK Val | LCS %REC | LCSD %REC | LCS/LCSD Limits | RPD | RPD Limit |
|---|---|---|---|---|---|---|---|---|
| Carbon Dioxide | 170 | 160 | 187.2 | 92 | 84 | 70-130 | 10.1 | 30 |

McCampbell Analytical, Inc.
1534 Willow Pass Rd
Pittsburg, CA 94565-1701
(925) 252-9262

# CHAIN-OF-CUSTODY RECORD



**WorkOrder: 2604J25** **ClientCode: ENO** **QuoteID: 262776**

☐ WaterTrax ☐ CLIP ☐ EDF ☑ EQuIS ☑ Dry-Weight ☑ Email ☐ HardCopy ☐ ThirdParty ☑ J-flag

☑ Detection Summary ☑ **Excel** [A1_Standard _QC]

Report to:
David Tripp
Onterris Laboratories, LLC.
931 West Barkley Avenue
Orange, CA 92868
657-581-4710 FAX:

Email: david.tripp@enthalpy.com
cc/3rd Party: incomingreports@enthalpy.com;
PO: 096843
Project: EO-558077

Bill to:
Accounts Payable/Enthalpy SoCal
Montrose Environmental Group
PO Box 842165
Boston, MA 02284-2165
003EL_ap@montrose-env.com

**Requested TAT: 5 days;**

*Date Received:* **04/23/2026**
*Date Logged:* **04/23/2026**

| Lab ID | ClientSampID | Matrix | Collection Date | Hold | Requested Tests (See legend below) | | | | | | | | | | | |
|---|---|---|---|---|---|---|---|---|---|---|---|---|---|---|---|---|
| | | | | | 1 | 2 | 3 | 4 | 5 | 6 | 7 | 8 | 9 | 10 | 11 | 12 |
| 2604J25-001 | DW-31 | Water | 4/22/2026 08:02 | ☐ | A | A | | | | | | | | | | |
| 2604J25-002 | DW-12 | Water | 4/22/2026 09:00 | ☐ | A | A | | | | | | | | | | |
| 2604J25-003 | DW-7 | Water | 4/22/2026 10:07 | ☐ | A | A | | | | | | | | | | |
| 2604J25-004 | DW-21 | Water | 4/22/2026 11:11 | ☐ | A | A | | | | | | | | | | |
| 2604J25-005 | DW-18 | Water | 4/22/2026 12:19 | ☐ | A | A | | | | | | | | | | |

**Test Legend:**

| | | | | | | | |
|---|---|---|---|---|---|---|---|
| 1 | PRDisposal Fee | 2 | RSK175_CO2_W | 3 | | 4 | |
| 5 | | 6 | | 7 | | 8 | |
| 9 | | 10 | | 11 | | 12 | |

**Project Manager: Jena Alfaro**

**Prepared by: Chyna Thomas**

**Comments:**

NOTE: Soil samples are discarded 60 days after receipt unless other arrangements are made (Water samples are 30 days).
Hazardous samples will be returned to client or disposed of at client expense.

McCampbell Analytical, Inc.
*"When Quality Counts"*

1534 Willow Pass Road, Pittsburg, CA 94565-1701
Toll Free Telephone: (877) 252-9262 / Fax: (925) 252-9269
http://www.mccampbell.com / E-mail: main@mccampbell.com

# WORK ORDER SUMMARY

**Client Name:** ONTERRIS LABORATORIES, LLC. **Project:** EO-558077 **Work Order:** 2604J25
**Client Contact:** David Tripp **QC Level:** LEVEL 2
**Contact's Email:** david.tripp@enthalpy.com **Comments:** **Date Logged:** 4/23/2026

☐ WaterTrax ☐ CLIP ☐ EDF ☑ Excel ☐ EQuIS ☑ Email ☐ HardCopy ☐ ThirdParty ☑ J-flag

| LabID | ClientSampID | Matrix | Test Name | Cont./ Comp. | Bottle & Preservative | U** | Head Space | Dry-Weight | Collection Date & Time | TAT | Test Due Date | Sediment Content | Hold | Sub Out |
|---|---|---|---|---|---|---|---|---|---|---|---|---|---|---|
| 001A | DW-31 | Water | RSK175 (CO2) | 2 | VOA, Unpres | ☐ | ☐ | ☐ | 4/22/2026 8:02 | 5 days | 4/30/2026 | | ☐ | ☐ |
| 002A | DW-12 | Water | RSK175 (CO2) | 2 | VOA, Unpres | ☐ | ☐ | ☐ | 4/22/2026 9:00 | 5 days | 4/30/2026 | | ☐ | ☐ |
| 003A | DW-7 | Water | RSK175 (CO2) | 2 | VOA, Unpres | ☐ | ☐ | ☐ | 4/22/2026 10:07 | 5 days | 4/30/2026 | | ☐ | ☐ |
| 004A | DW-21 | Water | RSK175 (CO2) | 2 | VOA, Unpres | ☐ | ☐ | ☐ | 4/22/2026 11:11 | 5 days | 4/30/2026 | | ☐ | ☐ |
| 005A | DW-18 | Water | RSK175 (CO2) | 2 | VOA, Unpres | ☐ | ☐ | ☐ | 4/22/2026 12:19 | 5 days | 4/30/2026 | | ☐ | ☐ |

**NOTES:** *** STLC and TCLP extractions require 2 days to complete; therefore, all TATs begin after the extraction is completed (i.e., One-day TAT yields results in 3 days from sample submission).**

**- ISM prep requires 5 to 10 days to complete; therefore, all TATs begin after the extraction is completed (i.e., One-day TAT yields results in 6 to 11 days from sample submission). Due date listed on WO summary will not accurately reflect the time needed for sample preparation.**

**- Organic extracts are held for 40 days before disposal; Inorganic extract are held for 30 days.**

**- MAI assumes that all material present in the provided sampling container is considered part of the sample - MAI does not exclude any material from the sample prior to sample preparation unless requested in writing by the client.**

**U** = An unpreserved container was received for a method that suggests a preservation in order to extend hold time for analysis.**

**Cont./Comp. = Containers /Composites**

2604/25

Onterris ENTHALPY ANALYTICAL

931 West Barkley Ave
Orange, CA 92868
(714) 771-6900

Subcontract Laboratory:
McCampbell Analytical, Inc.
1534 Willow Pass Rd.
Pittsburg, CA 94565
ATTN: Quote ID: 262776
PO #: PO-096843

Onterris (Orange, CA) Order: EO-558077
PM: David Tripp
Email: david.tripp@enthalpy.com
CC: incomingreports@enthalpy.com
Phone: 657-581-4710

Results Due: Standard TAT
Report Level: II
Report To: MDL
EDDs: Standard Excel EDD

Notes:

| Sample ID | Collected | Lab ID | # Cont. | Matrix | Analysis Requested | Comment |
|---|---|---|---|---|---|---|
| DW-31 | 22-APR-2026 08:02 | 558077-001 | 2 | Water | RSK-175 CO2 | |
| DW-12 | 22-APR-2026 09:00 | 558077-002 | 2 | Water | RSK-175 CO2 | |
| DW-7 | 22-APR-2026 10:07 | 558077-003 | 2 | Water | RSK-175 CO2 | |
| DW-21 | 22-APR-2026 11:11 | 558077-004 | 2 | Water | RSK-175 CO2 | |
| DW-18 | 22-APR-2026 12:19 | 558077-005 | 2 | Water | RSK-175 CO2 | |

| Notes: | Relinquished By: | Received By: |
|---|---|---|
| | Alice T. | GLS |
| | Date: 4/22/26 3pm | Date: 4/22/26 3:00pm |
| | 4/23/26 GLS | Chynel |
| | Date: | Date: 4/23/26 0454 |
| | | |
| | Date: | Date: |

2.4 Wet 1124

McCampbell Analytical, Inc.
*"When Quality Counts"*

1534 Willow Pass Road, Pittsburg, CA 94565-1701
Toll Free Telephone: (877) 252-9262 / Fax: (925) 252-9269
http://www.mccampbell.com / E-mail: main@mccampbell.com

# Sample Receipt Checklist

| | | | |
|---|---|---|---|
| Client Name: | Onterris Laboratories, LLC. | Date and Time Received: | 4/23/2026 09:54 |
| Project: | EO-558077 | Date Logged: | 4/23/2026 |
| | | Received by: | Chyna Thomas |
| WorkOrder №: | 2604J25 Matrix: Water | Logged by: | Chyna Thomas |
| Carrier: | Golden State Overnight | | |

## Chain of Custody (COC) Information

| | | | | | | |
|---|---|---|---|---|---|---|
| Chain of custody present? | Yes | ☑ | No | ☐ | | |
| Chain of custody signed when relinquished and received? | Yes | ☑ | No | ☐ | | |
| Chain of custody agrees with sample labels? | Yes | ☑ | No | ☐ | | |
| Sample IDs noted by Client on COC? | Yes | ☑ | No | ☐ | | |
| Date and Time of collection noted by Client on COC? | Yes | ☑ | No | ☐ | | |
| Sampler's name noted on COC? | Yes | ☑ | No | ☐ | | |
| COC agrees with Quote? | Yes | ☐ | No | ☐ | NA | ☑ |
| COC quote is active? | Yes | ☐ | No | ☐ | NA | ☑ |

## Sample Receipt Information

| | | | | | | |
|---|---|---|---|---|---|---|
| Custody seals intact on shipping container/cooler? | Yes | ☑ | No | ☐ | NA | ☐ |
| Custody seals intact on sample bottles? | Yes | ☐ | No | ☐ | NA | ☑ |
| Shipping container/cooler in good condition? | Yes | ☑ | No | ☐ | | |
| Samples in proper containers/bottles? | Yes | ☑ | No | ☐ | | |
| Sample containers intact? | Yes | ☑ | No | ☐ | | |
| Sufficient sample volume for indicated test? | Yes | ☑ | No | ☐ | | |

## Sample Preservation and Hold Time (HT) Information

| | | | | | | |
|---|---|---|---|---|---|---|
| All samples received within holding time? | Yes | ☑ | No | ☐ | NA | ☐ |
| Samples Received on Ice? | Yes | ☑ | No | ☐ | | |
| (Ice Type: WET ICE ) | | | | | | |
| Sample/Temp Blank temperature | Temp: 2.6°C | | | | NA | ☐ |
| ZHS conditional analyses: VOA meets zero headspace requirement (VOCs, TPHg/BTEX, RSK)? | Yes | ☑ | No | ☐ | NA | ☐ |
| Sample labels checked for correct preservation? | Yes | ☑ | No | ☐ | | |
| pH acceptable upon receipt (Metal: <2)? | Yes | ☐ | No | ☐ | NA | ☑ |

UCMR Samples:

| | | | | | | |
|---|---|---|---|---|---|---|
| pH tested and acceptable upon receipt (200.7: ≤2; 533: 6 - 8; 537.1: 6 - 8)? | Yes | ☐ | No | ☐ | NA | ☑ |
| Free Chlorine tested and acceptable upon receipt (<0.1mg/L) [not applicable to 200.7]? | Yes | ☐ | No | ☐ | NA | ☑ |

Comments:

Onterris
931 West Barkley Ave
Orange, CA 92868
(714) 771-6900

onterris.com

Lab Job Number : 558183
Report Level : II
Report Date : 05/06/2026

**Analytical Report** *prepared for:*

Matt Breuer
Waste Connections
Chiquita Canyon Landfill
29201 Henry Mayo Drive
Castaic, CA 91384

Project: GW MONITORING - CCLF Groundwater

*Authorized for release by:*

David Tripp, Senior Project Manager
657-581-4710
david.tripp@onterris.com

This data package has been reviewed for technical correctness and completeness. Release of this data has been authorized by the Laboratory Manager or the Manager's designee, as verified by the above signature which applies to this PDF file as well as any associated electronic data deliverable files. The results contained in this report meet all requirements of NELAP and pertain only to those samples which were submitted for analysis. This report may be reproduced only in its entirety.

CA ELAP# 1338, CA ELAP #1338-S1, NELAP# 4038, SCAQMD LAP# 18LA0518, LACSD ID# 10105, ORELAP# 4197

Onterris ENTHALPY ANALYTICAL

# Sample Summary

| | | | |
|---|---|---|---|
| Matt Breuer<br>Waste Connections<br>Chiquita Canyon Landfill<br>29201 Henry Mayo Drive<br>Castaic, CA 91384 | | Lab Job #:<br>Project No:<br>Location:<br>Date Received: | 558183<br>GW MONITORING<br>CCLF Groundwater<br>04/23/26 |

| Sample ID | Lab ID | Collected | Matrix |
|---|---|---|---|
| DW-8 | 558183-001 | 04/23/26 08:00 | Water |
| DW-30 | 558183-002 | 04/23/26 09:22 | Water |
| DW-15 | 558183-003 | 04/23/26 10:17 | Water |
| DW-14 | 558183-004 | 04/23/26 11:37 | Water |
| QCFB | 558183-005 | 04/23/26 08:02 | Water |
| QCTB | 558183-006 | 04/23/26 00:00 | Water |

Onterris ENTHALPY ANALYTICAL

# Case Narrative

| | |
|---|---|
| Waste Connections<br>Chiquita Canyon Landfill<br>29201 Henry Mayo Drive<br>Castaic, CA 91384<br>Matt Breuer | Lab Job Number: 558183<br>Project No: GW MONITORING<br>Location: CCLF<br>Groundwater<br>Date Received: 04/23/26 |

- This data package contains sample and QC results for six water samples, requested for the above referenced project on 04/24/26. The samples were received in good condition.
- EPA 300.0, EPA 350.1, EPA 410.4, EPA 6010B, EPA 8270C-SIM, SM 4500-S2-D, SM 5310B, SM2320B, and SM2540C analyses were performed at 931 West Barkley Ave, Orange, CA, 92868.
- EPA 8260B analysis was performed at 2532 E Cerritos Ave., Anaheim, CA, 92806.

**Volatile Organics by GC/MS (EPA 8260B):**
No analytical problems were encountered.

**Semivolatile Organics by GC/MS SIM (EPA 8270C-SIM):**
No analytical problems were encountered.

**Total Organic Carbon by IR (SM 5310B):**
No analytical problems were encountered.

**Metals (EPA 6010B):**

- Calcium was detected between the MDL and the RL in the method blank for batch 401866; this analyte was detected in samples at a level at least 10 times that of the blank.
- No other analytical problems were encountered.

**Ion Chromatography (EPA 300.0):**

- Responses exceeding the instrument's linear range were observed for sulfate in the MSs/MSDs for batch 402137; affected data was qualified with "E".
- No other analytical problems were encountered.

**Chemical Oxygen Demand by EPA 410.4 (EPA 410.4):**
No analytical problems were encountered.

**Alkalinity (SM2320B):**
No analytical problems were encountered.

**Sulfide (SM 4500-S2-D):**
No analytical problems were encountered.

**Total Dissolved Solids (TDS) (SM2540C):**
No analytical problems were encountered.

**Chemical Oxygen Demand (EPA 410.4):**
No analytical problems were encountered.

**Ammonia and TKN- Semi-Automated Method (SM 4500-NH3-G):**
No analytical problems were encountered.

**RSK-175 CO2 (RSK-175):**

McCampbell Analytical, Inc. in Pittsburg, CA performed the analysis (see sublab report section for certifications). Please see the McCampbell Analytical, Inc. case narrative.

# ENTHALPY ANALYTICAL

**Chain of Custody Record**

Lab No: 558183

Page: 1 of 1

**Turn Around Time (rush by advanced notice only)**

| | | | | | |
|---|---|---|---|---|---|
| Standard: | X | 5 Day: | | 3 Day: | |
| 2 Day: | | 1 Day: | | Custom TAT: | |

**Enthalpy Analytical**
931 W Barkely Ave, Orange, CA 92868
(714) 771-6900

**Matrix:** A = Air S = Soil/Solid
W = Water DW = Drinking Wate SD = Sediment
PP = Pure Product SEA = Sea Water
SW = Swab T = Tissue WP = Wipe O = Other

**Preservatives:**
1 = $Na_2S_2O_3$ 2 = HCl 3 = $HNO_3$
4 = $H_2SO_4$ 5 = NaOH 6 = Other

**Sample Receipt Temp:**
(lab use only)

| CUSTOMER INFORMATION | | PROJECT INFORMATION | |
|---|---|---|---|
| Company: | Chiquita Canyon Landfill | Name: | Matt Breuer |
| Report To: | Matt Breuer | Number: | 661-257-3655 |
| Email: | Matthew.Breuer@wasteconnections.com | P.O. #: | |
| Address: | 29201 Henry Mayo Drive | Address: | |
| | Castaic, CA, 91384 | | |
| Phone: | 661-257-3655 | Global ID: | L10003464243 |
| Fax: | | Sampled By: | Paul Chang |

**Analysis Request**

**Test Instructions / Comments**

IR-15
Temp 2.1°/+0.4

**Quarterly MPars**

cc report to:
pchang@changenvironmental.com Basic EDD & GeoTracker EDF

| | Sample ID | Sampling Date | Sampling Time | Matrix | Container No. / Size | Pres. | VOCs (EPA 8260B) | 1,4-Dioxane | Alkalinity, total | Bicarbonate as CaCO3 | Ammonia-N, Nitrate-N | COD, Cl, SO4, TDS, TOC | B, Ca, Fe, K, Mg, Mn, Na | Bromide, Fluoride, Sulfide | Carbon dioxide |
|---|---|---|---|---|---|---|---|---|---|---|---|---|---|---|---|
| 1 | DW-8 | 4/23/26 | 800 | GW | 13 | var. | X | X | X | X | X | X | X | X | X |
| 2 | DW-30 | ↓ | 922 | ↓ | ↓ | ↓ | X | X | X | X | X | X | X | X | X |
| 3 | DW-15 | ↓ | 1017 | ↓ | ↓ | ↓ | X | X | X | X | X | X | X | X | X |
| 4 | DW-14 | ↓ | 1137 | ↓ | ↓ | ↓ | X | X | X | X | X | X | X | X | X |
| 5 | QCFB | ↓ | 802 | FB | 3 | ↓ | X | | | | | | | | |
| 6 | QCTB | — | — | TB | 2 | ↓ | X | | | | | | | | |
| 7 | | | | | | | | | | | | | | | |
| 8 | | | | | | | | | | | | | | | |
| 9 | | | | | | | | | | | | | | | |
| 10 | | | | | | | | | | | | | | | |

Login 558183

| | Signature | Print Name | Company / Title | Date / Time |
|---|---|---|---|---|
| 1 Relinquished By: | [signature] | Paul Chang | CEI | 4/23/26 1:17 pm |
| 1 Received By: | [signature] | Alicet | EA/NH | 4/23/26 1:17 pm |
| 2 Relinquished By: | [signature] | Alicet | EA/NH | 4/24/26 815 |
| 2 Received By: | [signature] | Gema O. | EANH | 4-24-26 815 |
| 3 Relinquished By: | [signature] | Gema O. | EANH | 4-24-26 1050 |
| 3 Received By: | [signature] | Leo Bardy | ONTEMIS | 4-24-26 10:55 |
| | [signature] | Leo Bardy | ONTARIS | 4-24-26 11:30 |

Onterris

# SAMPLE RECEIPT CHECKLIST

**Section 1: General Info**
Date Received: 4/23/26 Job#: 558183 Client: CCLF

**Section 2: Shipping / Custody** **Are custody seals present?** ☐ Yes ☑ No
Custody seals intact on arrival? ☐ N/A ☑ Yes ☐ No ☐ On cooler / box ☐ On samples
☐ Courier ☑ Walk-In ☐ Field Sampling ☐ Shipping Info: _____

**Section 3a: Condition / Packaging** ☐ **Outside 0.0 - 6.0°C (0.0 - 10.0°C for microbiology) (PM notified)**
Date Opened 4/23/26 By (initials) AXT Type of ice used: ☐ Wet ☐ Blue/Gel ☐ None
☑ Samples received on ice directly from the field; cooling process had begun. (if checked, skip temperatures)
☐ Sample matrix doesn't require cooling (e.g. air, bulk PCB). (if checked, skip temperatures)
If no cooler: Observed/Corrected Temp (°C): _____ / _____ Thermometer/IR Gun ID: IR03 CF: +0.8
Cooler Temp (obs/corr) (°C) #1: 12.5 / 11.7 #2: ____ / ____ #3: ____ / ____ #4: ____ / ____ #5: ____ / ____ #6: ____ / ____

**Section 3b: Microbiology Samples** ☑ **No microbiology samples submitted (skip 3b)**
☐ Within temp range 0.0 - 10.0°C or received on ice directly from field.
☐ Adequate headspace for microbiology analysis.

**Section 3c: Air Samples** ☑ **No air samples submitted (skip 3c)**
☐ 1.4L Canisters ☐ 6L Canisters ☐ Tedlar Bags ☐ MCE Cassettes ☐ Sorbent Tubes ☐ Other _____

| **Section 4: Containers / Labels / Samples** | YES | NO | N/A |
|---|---|---|---|
| 1) Were custody papers present, filled properly, and legible? | ✓ | | |
| 2) Is the sampler's name present on the CoC? | ✓ | | |
| 3) Were containers received in good condition (unbroken / unopened / uncompromised)? | ✓ | | |
| 4) Were the samples bagged? (required for microbiology samples; recommended for soil samples) | ✓ | | |
| 5) Were all of, and only, the correct samples received? | ✓ | | |
| 6) Are sample labels present, legible, and in agreement with the CoC? | ✓ | | |
| 7) Does the container count match the CoC? | ✓ | | |
| 8) Was sufficient sample volume / mass received for the analyses requested? | ✓ | | |
| 9) Were samples received in proper containers for the analyses requested? | ✓ | | |
| 10) Were samples received with > 1/2 holding time remaining? | ✓ | | |
| 11) Are samples properly preserved as indicated by CoC / labels? | ✓ | | |
| 12) Unpreserved VOAs received - If necessary, was the hold time changed in LIMS? | | ✓ | |
| 13) Are VOA vials free from headspace/bubbles > 6mm? | | ✓ | |

**Section 5: Explanations / Comments**
(If no comments are made, then no discrepancies noted.)

☐ **No additional discrepancies**

**Form Completed By (print):** AXT **(sign):** _____

**Date Labeled:** 4/23/26 **By (print):** AXT **(sign):** _____

Onterris

# SAMPLE RECEIPT CHECKLIST

**Section 1: General Info**
Date Received: 4/24/26 Job#: 558183 Client: WASTECONNECTIONS

**Section 2: Shipping / Custody** **Are custody seals present?** ☐ Yes ■ No
Custody seals intact on arrival? ☒ N/A ☐ Yes ☐ No ☐ On cooler / box ☐ On samples
☒ Courier ☐ Walk-In ☐ Field Sampling ☐ Shipping Info: _____

**Section 3a: Condition / Packaging** ☐ **Outside 0.0 - 6.0°C (0.0 - 10.0°C for microbiology) (PM notified)**
Date Opened 4/24/26 By (initials) LXB Type of ice used: ☒ Wet ☐ Blue/Gel ☐ None
☐ Samples received on ice directly from the field; cooling process had begun. (if checked, skip temperatures)
☐ Sample matrix doesn't require cooling (e.g. air, bulk PCB). (if checked, skip temperatures)
If no cooler: Observed/Corrected Temp (°C): _____ / _____ Thermometer/IR Gun ID: IR15 CF: +0.4
Cooler Temp (obs/corr) (°C) #1: 2.1 / 2.5 #2: ____ / ____ #3: ____ / ____ #4: ____ / ____ #5: ____ / ____ #6: ____ / ____

**Section 3b: Microbiology Samples** ☒ **No microbiology samples submitted (skip 3b)**
☐ Within temp range 0.0 - 10.0°C or received on ice directly from field.
☐ Adequate headspace for microbiology analysis.

**Section 3c: Air Samples** ☒ **No air samples submitted (skip 3c)**
☐ 1.4L Canisters ☐ 6L Canisters ☐ Tedlar Bags ☐ MCE Cassettes ☐ Sorbent Tubes ☐ Other _____

| **Section 4: Containers / Labels / Samples** | YES | NO | N/A |
|---|---|---|---|
| 1) Were custody papers present, filled properly, and legible? | X | | |
| 2) Is the sampler's name present on the CoC? | X | | |
| 3) Were containers received in good condition (unbroken / unopened / uncompromised)? | X | | |
| 4) Were the samples bagged? (required for microbiology samples; recommended for soil samples) | | | X |
| 5) Were all of, and only, the correct samples received? | X | | |
| 6) Are sample labels present, legible, and in agreement with the CoC? | X | | |
| 7) Does the container count match the CoC? | X | | |
| 8) Was sufficient sample volume / mass received for the analyses requested? | X | | |
| 9) Were samples received in proper containers for the analyses requested? | X | | |
| 10) Were samples received with > 1/2 holding time remaining? | X | | |
| 11) Are samples properly preserved as indicated by CoC / labels? | X | | |
| 12) Unpreserved VOAs received - If necessary, was the hold time changed in LIMS? | | X | |
| 13) Are VOA vials free from headspace/bubbles > 6mm? | X | | |

**Section 5: Explanations / Comments**
(If no comments are made, then no discrepancies noted.)

☐ **No additional discrepancies**

**Form Completed By (print):** NCM **(sign):** [signature]

**Date Labeled:** 4/23/26 **By (print):** AXT **(sign):** NA

Onterris ENTHALPY ANALYTICAL

# Analysis Results for 558183

Matt Breuer
Waste Connections
Chiquita Canyon Landfill
29201 Henry Mayo Drive
Castaic, CA 91384

Lab Job #: 558183
Project No: GW MONITORING
Location: CCLF Groundwater
Date Received: 04/23/26

**Sample ID: DW-8** **Lab ID: 558183-001** **Collected: 04/23/26 08:00**
**Matrix: Water**

| 558183-001 Analyte | Result | Qual | Units | RL | MDL | DF | Batch | Prepared | Analyzed | Chemist |
|---|---|---|---|---|---|---|---|---|---|---|
| Method: EPA 300.0<br>Prep Method: METHOD | | | | | | | | | | |
| Fluoride | **0.21** | | mg/L | 0.20 | 0.083 | 1 | 401803 | 04/24/26 15:53 | 04/24/26 17:04 | SSN |
| Chloride | **70** | | mg/L | 1.0 | 0.27 | 1 | 401803 | 04/24/26 15:53 | 04/24/26 17:04 | SSN |
| Bromide | **0.19** | J | mg/L | 0.30 | 0.038 | 1 | 401803 | 04/24/26 15:53 | 04/24/26 17:04 | SSN |
| Nitrogen, Nitrate | ND | | mg/L | 0.10 | 0.05 | 1 | 401803 | 04/24/26 15:53 | 04/24/26 17:04 | SSN |
| Sulfate | **2,800** | | mg/L | 50 | 13 | 50 | 402137 | 04/28/26 16:33 | 04/28/26 17:59 | KUM |
| Method: EPA 350.1<br>Prep Method: METHOD | | | | | | | | | | |
| Ammonia-N | **1.1** | | mg/L | 0.10 | 0.068 | 1 | 402188 | 04/29/26 | 04/29/26 | JAK |
| Method: EPA 410.4<br>Prep Method: EPA 410.4 | | | | | | | | | | |
| Chemical Oxygen Demand | ND | | mg/L | 4.0 | 2.6 | 1 | 401861 | 04/25/26 | 04/25/26 | ARM |
| Method: EPA 6010B<br>Prep Method: EPA 3015A | | | | | | | | | | |
| Boron | **1.1** | | mg/L | 0.050 | 0.0090 | 1 | 401866 | 04/25/26 | 04/25/26 | KAM |
| Calcium | **370** | | mg/L | 0.10 | 0.0095 | 1 | 401866 | 04/25/26 | 04/25/26 | KAM |
| Iron | **5.6** | | mg/L | 0.050 | 0.017 | 1 | 401866 | 04/25/26 | 04/25/26 | KAM |
| Magnesium | **210** | | mg/L | 0.10 | 0.017 | 1 | 401866 | 04/25/26 | 04/25/26 | KAM |
| Manganese | **0.071** | | mg/L | 0.010 | 0.00075 | 1 | 401866 | 04/25/26 | 04/25/26 | KAM |
| Potassium | **6.9** | | mg/L | 0.50 | 0.20 | 1 | 401866 | 04/25/26 | 04/25/26 | KAM |
| Sodium | **630** | | mg/L | 0.50 | 0.017 | 1 | 401866 | 04/25/26 | 04/25/26 | KAM |
| Method: EPA 8260B<br>Prep Method: EPA 5030B | | | | | | | | | | |
| Freon 12 | ND | | ug/L | 1.0 | 0.1 | 1 | 402053 | 04/28/26 | 04/28/26 | ZXL |
| Chloromethane | ND | | ug/L | 1.0 | 0.1 | 1 | 402053 | 04/28/26 | 04/28/26 | ZXL |
| Vinyl Chloride | ND | | ug/L | 0.5 | 0.1 | 1 | 402053 | 04/28/26 | 04/28/26 | ZXL |
| 1,1-Dichloroethene | ND | | ug/L | 0.5 | 0.1 | 1 | 402053 | 04/28/26 | 04/28/26 | ZXL |
| Methylene Chloride | ND | | ug/L | 10 | 0.2 | 1 | 402053 | 04/28/26 | 04/28/26 | ZXL |
| 1,1-Dichloroethane | ND | | ug/L | 0.5 | 0.1 | 1 | 402053 | 04/28/26 | 04/28/26 | ZXL |
| cis-1,2-Dichloroethene | ND | | ug/L | 0.5 | 0.2 | 1 | 402053 | 04/28/26 | 04/28/26 | ZXL |
| 1,2-Dichloroethane | ND | | ug/L | 0.5 | 0.2 | 1 | 402053 | 04/28/26 | 04/28/26 | ZXL |
| Benzene | ND | | ug/L | 0.5 | 0.1 | 1 | 402053 | 04/28/26 | 04/28/26 | ZXL |
| Trichloroethene | ND | | ug/L | 0.5 | 0.2 | 1 | 402053 | 04/28/26 | 04/28/26 | ZXL |
| Tetrachloroethene | ND | | ug/L | 0.5 | 0.2 | 1 | 402053 | 04/28/26 | 04/28/26 | ZXL |
| 1,4-Dichlorobenzene | ND | | ug/L | 0.5 | 0.2 | 1 | 402053 | 04/28/26 | 04/28/26 | ZXL |
| **Surrogates** | | | | **Limits** | | | | | | |
| Dibromofluoromethane | 98% | | %REC | 70-130 | | 1 | 402053 | 04/28/26 | 04/28/26 | ZXL |
| 1,2-Dichloroethane-d4 | 108% | | %REC | 70-130 | | 1 | 402053 | 04/28/26 | 04/28/26 | ZXL |
| Toluene-d8 | 98% | | %REC | 70-130 | | 1 | 402053 | 04/28/26 | 04/28/26 | ZXL |
| Bromofluorobenzene | 99% | | %REC | 70-130 | | 1 | 402053 | 04/28/26 | 04/28/26 | ZXL |



Results for any subcontracted analyses are not included in this section.

# Analysis Results for 558183

| 558183-001 Analyte | Result | Qual | Units | RL | MDL | DF | Batch | Prepared | Analyzed | Chemist |
|---|---|---|---|---|---|---|---|---|---|---|
| Method: EPA 8270C-SIM<br>Prep Method: EPA 3535 | | | | | | | | | | |
| 1,4-Dioxane | ND | | ug/L | 1.0 | 0.84 | 1 | 402126 | 04/28/26 | 05/01/26 | TJW |
| **Surrogates** | | | | **Limits** | | | | | | |
| 1,4-Dioxane-d8 (SUR) | 99% | | %REC | 80-120 | | 1 | 402126 | 04/28/26 | 05/01/26 | TJW |
| Method: SM 4500-S2-D<br>Prep Method: METHOD | | | | | | | | | | |
| Sulfide | ND | | mg/L | 0.10 | | 1 | 401893 | 04/25/26 | 04/25/26 | TXC |
| Method: SM 5310B<br>Prep Method: SM 5310B | | | | | | | | | | |
| Total Organic Carbon | **4.3** | | mg/L | 1.0 | 0.49 | 1 | 401990 | 04/27/26 | 04/27/26 | ARM |
| Method: SM2320B<br>Prep Method: METHOD | | | | | | | | | | |
| Alkalinity, Bicarbonate, as CaCO3 | **410** | | mg/L | 5.0 | | 2.5 | 402482 | 05/01/26 | 05/01/26 | WWC |
| Alkalinity, Total as CaCO3 | **410** | | mg/L | 5.0 | | 2.5 | 402482 | 05/01/26 | 05/01/26 | WWC |
| Method: SM2540C<br>Prep Method: METHOD | | | | | | | | | | |
| Total Dissolved Solids | **4,500** | | mg/L | 40 | | 4 | 402159 | 04/28/26 | 04/30/26 | AAB |



Results for any subcontracted analyses are not included in this section.

Onterris ENTHALPY ANALYTICAL

# Analysis Results for 558183

| Sample ID: DW-30 | Lab ID: 558183-002 | Collected: 04/23/26 09:22 |
|---|---|---|
| | Matrix: Water | |

| 558183-002 Analyte | Result | Qual | Units | RL | MDL | DF | Batch | Prepared | Analyzed | Chemist |
|---|---|---|---|---|---|---|---|---|---|---|
| Method: EPA 300.0<br>Prep Method: METHOD | | | | | | | | | | |
| Fluoride | **1.0** | | mg/L | 0.20 | 0.083 | 1 | 401803 | 04/24/26 15:53 | 04/24/26 17:48 | SSN |
| Chloride | **61** | | mg/L | 1.0 | 0.27 | 1 | 401803 | 04/24/26 15:53 | 04/24/26 17:48 | SSN |
| Bromide | **0.15** | J | mg/L | 0.30 | 0.038 | 1 | 401803 | 04/24/26 15:53 | 04/24/26 17:48 | SSN |
| Nitrogen, Nitrate | **0.28** | | mg/L | 0.10 | 0.05 | 1 | 401803 | 04/24/26 15:53 | 04/24/26 17:48 | SSN |
| Sulfate | **320** | | mg/L | 10 | 2.0 | 10 | 401803 | 04/24/26 15:53 | 04/24/26 18:10 | SSN |
| Method: EPA 350.1<br>Prep Method: METHOD | | | | | | | | | | |
| Ammonia-N | ND | | mg/L | 0.10 | 0.068 | 1 | 402188 | 04/29/26 | 04/29/26 | JAK |
| Method: EPA 410.4<br>Prep Method: EPA 410.4 | | | | | | | | | | |
| Chemical Oxygen Demand | **4.0** | | mg/L | 4.0 | 2.6 | 1 | 401861 | 04/25/26 | 04/25/26 | ARM |
| Method: EPA 6010B<br>Prep Method: EPA 3015A | | | | | | | | | | |
| Boron | **0.22** | | mg/L | 0.050 | 0.0090 | 1 | 401866 | 04/25/26 | 04/25/26 | KAM |
| Calcium | **38** | | mg/L | 0.10 | 0.0095 | 1 | 401866 | 04/25/26 | 04/25/26 | KAM |
| Iron | **0.98** | | mg/L | 0.050 | 0.017 | 1 | 401866 | 04/25/26 | 04/25/26 | KAM |
| Magnesium | **5.9** | | mg/L | 0.10 | 0.017 | 1 | 401866 | 04/25/26 | 04/25/26 | KAM |
| Manganese | **0.067** | | mg/L | 0.010 | 0.00075 | 1 | 401866 | 04/25/26 | 04/25/26 | KAM |
| Potassium | **1.7** | | mg/L | 0.50 | 0.20 | 1 | 401866 | 04/25/26 | 04/25/26 | KAM |
| Sodium | **200** | | mg/L | 0.50 | 0.017 | 1 | 401866 | 04/25/26 | 04/25/26 | KAM |
| Method: EPA 8260B<br>Prep Method: EPA 5030B | | | | | | | | | | |
| Freon 12 | ND | | ug/L | 1.0 | 0.1 | 1 | 402053 | 04/28/26 | 04/28/26 | ZXL |
| Chloromethane | ND | | ug/L | 1.0 | 0.1 | 1 | 402053 | 04/28/26 | 04/28/26 | ZXL |
| Vinyl Chloride | ND | | ug/L | 0.5 | 0.1 | 1 | 402053 | 04/28/26 | 04/28/26 | ZXL |
| 1,1-Dichloroethene | ND | | ug/L | 0.5 | 0.1 | 1 | 402053 | 04/28/26 | 04/28/26 | ZXL |
| Methylene Chloride | ND | | ug/L | 10 | 0.2 | 1 | 402053 | 04/28/26 | 04/28/26 | ZXL |
| 1,1-Dichloroethane | ND | | ug/L | 0.5 | 0.1 | 1 | 402053 | 04/28/26 | 04/28/26 | ZXL |
| cis-1,2-Dichloroethene | ND | | ug/L | 0.5 | 0.2 | 1 | 402053 | 04/28/26 | 04/28/26 | ZXL |
| 1,2-Dichloroethane | ND | | ug/L | 0.5 | 0.2 | 1 | 402053 | 04/28/26 | 04/28/26 | ZXL |
| Benzene | ND | | ug/L | 0.5 | 0.1 | 1 | 402053 | 04/28/26 | 04/28/26 | ZXL |
| Trichloroethene | ND | | ug/L | 0.5 | 0.2 | 1 | 402053 | 04/28/26 | 04/28/26 | ZXL |
| Tetrachloroethene | **0.4** | J | ug/L | 0.5 | 0.2 | 1 | 402053 | 04/28/26 | 04/28/26 | ZXL |
| 1,4-Dichlorobenzene | ND | | ug/L | 0.5 | 0.2 | 1 | 402053 | 04/28/26 | 04/28/26 | ZXL |
| **Surrogates** | | | | **Limits** | | | | | | |
| Dibromofluoromethane | 97% | | %REC | 70-130 | | 1 | 402053 | 04/28/26 | 04/28/26 | ZXL |
| 1,2-Dichloroethane-d4 | 106% | | %REC | 70-130 | | 1 | 402053 | 04/28/26 | 04/28/26 | ZXL |
| Toluene-d8 | 98% | | %REC | 70-130 | | 1 | 402053 | 04/28/26 | 04/28/26 | ZXL |
| Bromofluorobenzene | 98% | | %REC | 70-130 | | 1 | 402053 | 04/28/26 | 04/28/26 | ZXL |
| Method: EPA 8270C-SIM<br>Prep Method: EPA 3535 | | | | | | | | | | |
| 1,4-Dioxane | ND | | ug/L | 1.0 | 0.84 | 1 | 402126 | 04/28/26 | 05/01/26 | TJW |
| **Surrogates** | | | | **Limits** | | | | | | |
| 1,4-Dioxane-d8 (SUR) | 99% | | %REC | 80-120 | | 1 | 402126 | 04/28/26 | 05/01/26 | TJW |



Results for any subcontracted analyses are not included in this section.

# Analysis Results for 558183

| 558183-002 Analyte | Result | Qual | Units | RL | MDL | DF | Batch | Prepared | Analyzed | Chemist |
|---|---|---|---|---|---|---|---|---|---|---|
| Method: SM 4500-S2-D<br>Prep Method: METHOD | | | | | | | | | | |
| Sulfide | ND | | mg/L | 0.10 | | 1 | 401893 | 04/25/26 | 04/25/26 | TXC |
| Method: SM 5310B<br>Prep Method: SM 5310B | | | | | | | | | | |
| Total Organic Carbon | **1.5** | | mg/L | 1.0 | 0.49 | 1 | 401990 | 04/27/26 | 04/28/26 | ARM |
| Method: SM2320B<br>Prep Method: METHOD | | | | | | | | | | |
| Alkalinity, Bicarbonate, as CaCO3 | **180** | | mg/L | 5.0 | | 2.5 | 402482 | 05/01/26 | 05/01/26 | WWC |
| Alkalinity, Total as CaCO3 | **180** | | mg/L | 5.0 | | 2.5 | 402482 | 05/01/26 | 05/01/26 | WWC |
| Method: SM2540C<br>Prep Method: METHOD | | | | | | | | | | |
| Total Dissolved Solids | **740** | | mg/L | 20 | | 2 | 402159 | 04/28/26 | 04/30/26 | AAB |



Results for any subcontracted analyses are not included in this section.

Onterris ENTHALPY ANALYTICAL

# Analysis Results for 558183

| Sample ID: DW-15 | Lab ID: 558183-003 | Collected: 04/23/26 10:17 |
|---|---|---|
| | Matrix: Water | |

| 558183-003 Analyte | Result | Qual | Units | RL | MDL | DF | Batch | Prepared | Analyzed | Chemist |
|---|---|---|---|---|---|---|---|---|---|---|
| Method: EPA 300.0<br>Prep Method: METHOD | | | | | | | | | | |
| Fluoride | **0.090** | J | mg/L | 0.20 | 0.083 | 1 | 401803 | 04/24/26 15:53 | 04/24/26 19:16 | SSN |
| Chloride | **77** | | mg/L | 1.0 | 0.27 | 1 | 401803 | 04/24/26 15:53 | 04/24/26 19:16 | SSN |
| Bromide | **0.17** | J | mg/L | 0.30 | 0.038 | 1 | 401803 | 04/24/26 15:53 | 04/24/26 19:16 | SSN |
| Nitrogen, Nitrate | ND | | mg/L | 0.10 | 0.05 | 1 | 401803 | 04/24/26 15:53 | 04/24/26 19:16 | SSN |
| Sulfate | **1,500** | | mg/L | 20 | 3.9 | 20 | 401803 | 04/24/26 15:53 | 04/24/26 19:37 | SSN |
| Method: EPA 350.1<br>Prep Method: METHOD | | | | | | | | | | |
| Ammonia-N | **0.16** | | mg/L | 0.10 | 0.068 | 1 | 402188 | 04/29/26 | 04/29/26 | JAK |
| Method: EPA 410.4<br>Prep Method: EPA 410.4 | | | | | | | | | | |
| Chemical Oxygen Demand | **5.0** | | mg/L | 4.0 | 2.6 | 1 | 401861 | 04/25/26 | 04/25/26 | ARM |
| Method: EPA 6010B<br>Prep Method: EPA 3015A | | | | | | | | | | |
| Boron | **0.24** | | mg/L | 0.050 | 0.0090 | 1 | 401866 | 04/25/26 | 04/25/26 | KAM |
| Calcium | **250** | | mg/L | 0.10 | 0.0095 | 1 | 401866 | 04/25/26 | 04/25/26 | KAM |
| Iron | **1.1** | | mg/L | 0.050 | 0.017 | 1 | 401866 | 04/25/26 | 04/25/26 | KAM |
| Magnesium | **34** | | mg/L | 0.10 | 0.017 | 1 | 401866 | 04/25/26 | 04/25/26 | KAM |
| Manganese | **0.66** | | mg/L | 0.010 | 0.00075 | 1 | 401866 | 04/25/26 | 04/25/26 | KAM |
| Potassium | **2.9** | | mg/L | 0.50 | 0.20 | 1 | 401866 | 04/25/26 | 04/25/26 | KAM |
| Sodium | **420** | | mg/L | 0.50 | 0.017 | 1 | 401866 | 04/25/26 | 04/25/26 | KAM |
| Method: EPA 8260B<br>Prep Method: EPA 5030B | | | | | | | | | | |
| Freon 12 | ND | | ug/L | 1.0 | 0.1 | 1 | 402053 | 04/28/26 | 04/28/26 | ZXL |
| Chloromethane | ND | | ug/L | 1.0 | 0.1 | 1 | 402053 | 04/28/26 | 04/28/26 | ZXL |
| Vinyl Chloride | ND | | ug/L | 0.5 | 0.1 | 1 | 402053 | 04/28/26 | 04/28/26 | ZXL |
| 1,1-Dichloroethene | ND | | ug/L | 0.5 | 0.1 | 1 | 402053 | 04/28/26 | 04/28/26 | ZXL |
| Methylene Chloride | ND | | ug/L | 10 | 0.2 | 1 | 402053 | 04/28/26 | 04/28/26 | ZXL |
| 1,1-Dichloroethane | ND | | ug/L | 0.5 | 0.1 | 1 | 402053 | 04/28/26 | 04/28/26 | ZXL |
| cis-1,2-Dichloroethene | ND | | ug/L | 0.5 | 0.2 | 1 | 402053 | 04/28/26 | 04/28/26 | ZXL |
| 1,2-Dichloroethane | ND | | ug/L | 0.5 | 0.2 | 1 | 402053 | 04/28/26 | 04/28/26 | ZXL |
| Benzene | ND | | ug/L | 0.5 | 0.1 | 1 | 402053 | 04/28/26 | 04/28/26 | ZXL |
| Trichloroethene | ND | | ug/L | 0.5 | 0.2 | 1 | 402053 | 04/28/26 | 04/28/26 | ZXL |
| Tetrachloroethene | ND | | ug/L | 0.5 | 0.2 | 1 | 402053 | 04/28/26 | 04/28/26 | ZXL |
| 1,4-Dichlorobenzene | **0.3** | J | ug/L | 0.5 | 0.2 | 1 | 402053 | 04/28/26 | 04/28/26 | ZXL |
| **Surrogates** | | | | **Limits** | | | | | | |
| Dibromofluoromethane | 98% | | %REC | 70-130 | | 1 | 402053 | 04/28/26 | 04/28/26 | ZXL |
| 1,2-Dichloroethane-d4 | 108% | | %REC | 70-130 | | 1 | 402053 | 04/28/26 | 04/28/26 | ZXL |
| Toluene-d8 | 98% | | %REC | 70-130 | | 1 | 402053 | 04/28/26 | 04/28/26 | ZXL |
| Bromofluorobenzene | 98% | | %REC | 70-130 | | 1 | 402053 | 04/28/26 | 04/28/26 | ZXL |
| Method: EPA 8270C-SIM<br>Prep Method: EPA 3535 | | | | | | | | | | |
| 1,4-Dioxane | ND | | ug/L | 1.0 | 0.84 | 1 | 402126 | 04/28/26 | 05/01/26 | TJW |
| **Surrogates** | | | | **Limits** | | | | | | |
| 1,4-Dioxane-d8 (SUR) | 101% | | %REC | 80-120 | | 1 | 402126 | 04/28/26 | 05/01/26 | TJW |



Results for any subcontracted analyses are not included in this section.

# Analysis Results for 558183

| 558183-003 Analyte | Result | Qual | Units | RL | MDL | DF | Batch | Prepared | Analyzed | Chemist |
|---|---|---|---|---|---|---|---|---|---|---|
| Method: SM 4500-S2-D<br>Prep Method: METHOD | | | | | | | | | | |
| Sulfide | ND | | mg/L | 0.20 | | 2 | 401893 | 04/25/26 | 04/25/26 | TXC |
| Method: SM 5310B<br>Prep Method: SM 5310B | | | | | | | | | | |
| Total Organic Carbon | **3.1** | | mg/L | 1.0 | 0.49 | 1 | 401990 | 04/27/26 | 04/28/26 | ARM |
| Method: SM2320B<br>Prep Method: METHOD | | | | | | | | | | |
| Alkalinity, Bicarbonate, as CaCO3 | **220** | | mg/L | 5.0 | | 2.5 | 402482 | 05/01/26 | 05/01/26 | WWC |
| Alkalinity, Total as CaCO3 | **220** | | mg/L | 5.0 | | 2.5 | 402482 | 05/01/26 | 05/01/26 | WWC |
| Method: SM2540C<br>Prep Method: METHOD | | | | | | | | | | |
| Total Dissolved Solids | **2,400** | | mg/L | 20 | | 2 | 402159 | 04/28/26 | 04/30/26 | AAB |



Results for any subcontracted analyses are not included in this section.

Onterris ENTHALPY ANALYTICAL

# Analysis Results for 558183

| Sample ID: DW-14 | Lab ID: 558183-004 | Collected: 04/23/26 11:37 |
|---|---|---|
| | Matrix: Water | |

| 558183-004 Analyte | Result | Qual | Units | RL | MDL | DF | Batch | Prepared | Analyzed | Chemist |
|---|---|---|---|---|---|---|---|---|---|---|
| Method: EPA 300.0<br>Prep Method: METHOD | | | | | | | | | | |
| Fluoride | **0.40** | | mg/L | 0.20 | 0.083 | 1 | 401803 | 04/24/26 15:53 | 04/24/26 20:43 | SSN |
| Chloride | **97** | | mg/L | 1.0 | 0.27 | 1 | 401803 | 04/24/26 15:53 | 04/24/26 20:43 | SSN |
| Bromide | **0.13** | J | mg/L | 0.30 | 0.038 | 1 | 401803 | 04/24/26 15:53 | 04/24/26 20:43 | SSN |
| Nitrogen, Nitrate | **0.30** | | mg/L | 0.10 | 0.05 | 1 | 401803 | 04/24/26 15:53 | 04/24/26 20:43 | SSN |
| Sulfate | **30** | | mg/L | 1.0 | 0.20 | 1 | 401803 | 04/24/26 15:53 | 04/24/26 20:43 | SSN |
| Method: EPA 350.1<br>Prep Method: METHOD | | | | | | | | | | |
| Ammonia-N | ND | | mg/L | 0.10 | 0.068 | 1 | 402188 | 04/29/26 | 04/29/26 | JAK |
| Method: EPA 410.4<br>Prep Method: EPA 410.4 | | | | | | | | | | |
| Chemical Oxygen Demand | **3.0** | J | mg/L | 4.0 | 2.6 | 1 | 401861 | 04/25/26 | 04/25/26 | ARM |
| Method: EPA 6010B<br>Prep Method: EPA 3015A | | | | | | | | | | |
| Boron | **0.13** | | mg/L | 0.050 | 0.0090 | 1 | 401866 | 04/25/26 | 04/25/26 | KAM |
| Calcium | **2.6** | | mg/L | 0.10 | 0.0095 | 1 | 401866 | 04/25/26 | 04/25/26 | KAM |
| Iron | **0.25** | | mg/L | 0.050 | 0.017 | 1 | 401866 | 04/25/26 | 04/25/26 | KAM |
| Magnesium | **0.21** | | mg/L | 0.10 | 0.017 | 1 | 401866 | 04/25/26 | 04/25/26 | KAM |
| Manganese | **0.0030** | J | mg/L | 0.010 | 0.00075 | 1 | 401866 | 04/25/26 | 04/25/26 | KAM |
| Potassium | **0.60** | | mg/L | 0.50 | 0.20 | 1 | 401866 | 04/25/26 | 04/25/26 | KAM |
| Sodium | **150** | | mg/L | 0.50 | 0.017 | 1 | 401866 | 04/25/26 | 04/25/26 | KAM |
| Method: EPA 8260B<br>Prep Method: EPA 5030B | | | | | | | | | | |
| Freon 12 | ND | | ug/L | 1.0 | 0.1 | 1 | 402053 | 04/28/26 | 04/28/26 | ZXL |
| Chloromethane | ND | | ug/L | 1.0 | 0.1 | 1 | 402053 | 04/28/26 | 04/28/26 | ZXL |
| Vinyl Chloride | ND | | ug/L | 0.5 | 0.1 | 1 | 402053 | 04/28/26 | 04/28/26 | ZXL |
| 1,1-Dichloroethene | ND | | ug/L | 0.5 | 0.1 | 1 | 402053 | 04/28/26 | 04/28/26 | ZXL |
| Methylene Chloride | ND | | ug/L | 10 | 0.2 | 1 | 402053 | 04/28/26 | 04/28/26 | ZXL |
| 1,1-Dichloroethane | ND | | ug/L | 0.5 | 0.1 | 1 | 402053 | 04/28/26 | 04/28/26 | ZXL |
| cis-1,2-Dichloroethene | ND | | ug/L | 0.5 | 0.2 | 1 | 402053 | 04/28/26 | 04/28/26 | ZXL |
| 1,2-Dichloroethane | ND | | ug/L | 0.5 | 0.2 | 1 | 402053 | 04/28/26 | 04/28/26 | ZXL |
| Benzene | ND | | ug/L | 0.5 | 0.1 | 1 | 402053 | 04/28/26 | 04/28/26 | ZXL |
| Trichloroethene | ND | | ug/L | 0.5 | 0.2 | 1 | 402053 | 04/28/26 | 04/28/26 | ZXL |
| Tetrachloroethene | ND | | ug/L | 0.5 | 0.2 | 1 | 402053 | 04/28/26 | 04/28/26 | ZXL |
| 1,4-Dichlorobenzene | ND | | ug/L | 0.5 | 0.2 | 1 | 402053 | 04/28/26 | 04/28/26 | ZXL |
| **Surrogates** | | | | **Limits** | | | | | | |
| Dibromofluoromethane | 99% | | %REC | 70-130 | | 1 | 402053 | 04/28/26 | 04/28/26 | ZXL |
| 1,2-Dichloroethane-d4 | 109% | | %REC | 70-130 | | 1 | 402053 | 04/28/26 | 04/28/26 | ZXL |
| Toluene-d8 | 98% | | %REC | 70-130 | | 1 | 402053 | 04/28/26 | 04/28/26 | ZXL |
| Bromofluorobenzene | 98% | | %REC | 70-130 | | 1 | 402053 | 04/28/26 | 04/28/26 | ZXL |
| Method: EPA 8270C-SIM<br>Prep Method: EPA 3535 | | | | | | | | | | |
| 1,4-Dioxane | ND | | ug/L | 1.0 | 0.84 | 1 | 402126 | 04/28/26 | 05/01/26 | TJW |
| **Surrogates** | | | | **Limits** | | | | | | |
| 1,4-Dioxane-d8 (SUR) | 100% | | %REC | 80-120 | | 1 | 402126 | 04/28/26 | 05/01/26 | TJW |



Results for any subcontracted analyses are not included in this section.

# Analysis Results for 558183

| 558183-004 Analyte | Result | Qual | Units | RL | MDL | DF | Batch | Prepared | Analyzed | Chemist |
|---|---|---|---|---|---|---|---|---|---|---|
| Method: SM 4500-S2-D<br>Prep Method: METHOD | | | | | | | | | | |
| Sulfide | ND | | mg/L | 0.10 | | 1 | 401893 | 04/25/26 | 04/25/26 | TXC |
| Method: SM 5310B<br>Prep Method: SM 5310B | | | | | | | | | | |
| Total Organic Carbon | **1.1** | | mg/L | 1.0 | 0.49 | 1 | 401990 | 04/27/26 | 04/28/26 | ARM |
| Method: SM2320B<br>Prep Method: METHOD | | | | | | | | | | |
| Alkalinity, Bicarbonate, as CaCO3 | **170** | | mg/L | 5.0 | | 2.5 | 402482 | 05/01/26 | 05/01/26 | WWC |
| Alkalinity, Total as CaCO3 | **200** | | mg/L | 5.0 | | 2.5 | 402482 | 05/01/26 | 05/01/26 | WWC |
| Method: SM2540C<br>Prep Method: METHOD | | | | | | | | | | |
| Total Dissolved Solids | **400** | | mg/L | 20 | | 2 | 402159 | 04/28/26 | 04/30/26 | AAB |

**Sample ID: QCFB** **Lab ID: 558183-005** **Collected: 04/23/26 08:02**
**Matrix: Water**

| 558183-005 Analyte | Result | Qual | Units | RL | MDL | DF | Batch | Prepared | Analyzed | Chemist |
|---|---|---|---|---|---|---|---|---|---|---|
| Method: EPA 8260B<br>Prep Method: EPA 5030B | | | | | | | | | | |
| Freon 12 | ND | | ug/L | 1.0 | 0.1 | 1 | 402053 | 04/28/26 | 04/28/26 | ZXL |
| Chloromethane | ND | | ug/L | 1.0 | 0.1 | 1 | 402053 | 04/28/26 | 04/28/26 | ZXL |
| Vinyl Chloride | ND | | ug/L | 0.5 | 0.1 | 1 | 402053 | 04/28/26 | 04/28/26 | ZXL |
| 1,1-Dichloroethene | ND | | ug/L | 0.5 | 0.1 | 1 | 402053 | 04/28/26 | 04/28/26 | ZXL |
| Methylene Chloride | **0.4** | J | ug/L | 10 | 0.2 | 1 | 402053 | 04/28/26 | 04/28/26 | ZXL |
| 1,1-Dichloroethane | ND | | ug/L | 0.5 | 0.1 | 1 | 402053 | 04/28/26 | 04/28/26 | ZXL |
| cis-1,2-Dichloroethene | ND | | ug/L | 0.5 | 0.2 | 1 | 402053 | 04/28/26 | 04/28/26 | ZXL |
| 1,2-Dichloroethane | ND | | ug/L | 0.5 | 0.2 | 1 | 402053 | 04/28/26 | 04/28/26 | ZXL |
| Benzene | ND | | ug/L | 0.5 | 0.1 | 1 | 402053 | 04/28/26 | 04/28/26 | ZXL |
| Trichloroethene | ND | | ug/L | 0.5 | 0.2 | 1 | 402053 | 04/28/26 | 04/28/26 | ZXL |
| Tetrachloroethene | ND | | ug/L | 0.5 | 0.2 | 1 | 402053 | 04/28/26 | 04/28/26 | ZXL |
| 1,4-Dichlorobenzene | ND | | ug/L | 0.5 | 0.2 | 1 | 402053 | 04/28/26 | 04/28/26 | ZXL |
| **Surrogates** | | | | **Limits** | | | | | | |
| Dibromofluoromethane | 98% | | %REC | 70-130 | | 1 | 402053 | 04/28/26 | 04/28/26 | ZXL |
| 1,2-Dichloroethane-d4 | 108% | | %REC | 70-130 | | 1 | 402053 | 04/28/26 | 04/28/26 | ZXL |
| Toluene-d8 | 97% | | %REC | 70-130 | | 1 | 402053 | 04/28/26 | 04/28/26 | ZXL |
| Bromofluorobenzene | 100% | | %REC | 70-130 | | 1 | 402053 | 04/28/26 | 04/28/26 | ZXL |



Results for any subcontracted analyses are not included in this section.

# Analysis Results for 558183

| Sample ID: QCTB | Lab ID: 558183-006 | Collected: 04/23/26 |
|---|---|---|
| | Matrix: Water | |

| 558183-006 Analyte | Result | Qual | Units | RL | MDL | DF | Batch | Prepared | Analyzed | Chemist |
|---|---|---|---|---|---|---|---|---|---|---|
| Method: EPA 8260B<br>Prep Method: EPA 5030B | | | | | | | | | | |
| Freon 12 | ND | | ug/L | 1.0 | 0.1 | 1 | 402053 | 04/28/26 | 04/28/26 | ZXL |
| Chloromethane | ND | | ug/L | 1.0 | 0.1 | 1 | 402053 | 04/28/26 | 04/28/26 | ZXL |
| Vinyl Chloride | ND | | ug/L | 0.5 | 0.1 | 1 | 402053 | 04/28/26 | 04/28/26 | ZXL |
| 1,1-Dichloroethene | ND | | ug/L | 0.5 | 0.1 | 1 | 402053 | 04/28/26 | 04/28/26 | ZXL |
| Methylene Chloride | **0.7** | J | ug/L | 10 | 0.2 | 1 | 402053 | 04/28/26 | 04/28/26 | ZXL |
| 1,1-Dichloroethane | ND | | ug/L | 0.5 | 0.1 | 1 | 402053 | 04/28/26 | 04/28/26 | ZXL |
| cis-1,2-Dichloroethene | ND | | ug/L | 0.5 | 0.2 | 1 | 402053 | 04/28/26 | 04/28/26 | ZXL |
| 1,2-Dichloroethane | ND | | ug/L | 0.5 | 0.2 | 1 | 402053 | 04/28/26 | 04/28/26 | ZXL |
| Benzene | ND | | ug/L | 0.5 | 0.1 | 1 | 402053 | 04/28/26 | 04/28/26 | ZXL |
| Trichloroethene | ND | | ug/L | 0.5 | 0.2 | 1 | 402053 | 04/28/26 | 04/28/26 | ZXL |
| Tetrachloroethene | ND | | ug/L | 0.5 | 0.2 | 1 | 402053 | 04/28/26 | 04/28/26 | ZXL |
| 1,4-Dichlorobenzene | ND | | ug/L | 0.5 | 0.2 | 1 | 402053 | 04/28/26 | 04/28/26 | ZXL |
| **Surrogates** | | | | **Limits** | | | | | | |
| Dibromofluoromethane | 98% | | %REC | 70-130 | | 1 | 402053 | 04/28/26 | 04/28/26 | ZXL |
| 1,2-Dichloroethane-d4 | 107% | | %REC | 70-130 | | 1 | 402053 | 04/28/26 | 04/28/26 | ZXL |
| Toluene-d8 | 98% | | %REC | 70-130 | | 1 | 402053 | 04/28/26 | 04/28/26 | ZXL |
| Bromofluorobenzene | 98% | | %REC | 70-130 | | 1 | 402053 | 04/28/26 | 04/28/26 | ZXL |

J Estimated value
ND Not Detected



Results for any subcontracted analyses are not included in this section.

# Batch QC

| | | |
|---|---|---|
| **Type: Blank** | **Lab ID: QC1363594** | **Batch: 401803** |
| **Matrix: Water** | **Method: EPA 300.0** | **Prep Method: METHOD** |

| QC1363594 Analyte | Result | Qual | Units | RL | MDL | Prepared | Analyzed |
|---|---|---|---|---|---|---|---|
| Fluoride | ND | | mg/L | 0.20 | 0.083 | 04/24/26 13:23 | 04/24/26 16:21 |
| Chloride | ND | | mg/L | 1.0 | 0.27 | 04/24/26 13:23 | 04/24/26 16:21 |
| Bromide | ND | | mg/L | 0.30 | 0.038 | 04/24/26 13:23 | 04/24/26 16:21 |
| Nitrogen, Nitrate | ND | | mg/L | 0.10 | 0.05 | 04/24/26 13:23 | 04/24/26 16:21 |
| Sulfate | ND | | mg/L | 1.0 | 0.20 | 04/24/26 13:23 | 04/24/26 16:21 |

| | | |
|---|---|---|
| **Type: Lab Control Sample** | **Lab ID: QC1363595** | **Batch: 401803** |
| **Matrix: Water** | **Method: EPA 300.0** | **Prep Method: METHOD** |

| QC1363595 Analyte | Result | Spiked | Units | Recovery | Qual | Limits |
|---|---|---|---|---|---|---|
| Fluoride | 10.55 | 10.00 | mg/L | 105% | | 90-110 |
| Chloride | 49.35 | 50.00 | mg/L | 99% | | 90-110 |
| Bromide | 15.37 | 15.00 | mg/L | 102% | | 90-110 |
| Nitrogen, Nitrate | 4.657 | 4.518 | mg/L | 103% | | 90-110 |
| Sulfate | 25.54 | 25.00 | mg/L | 102% | | 90-110 |

| | | |
|---|---|---|
| **Type: Matrix Spike** | **Lab ID: QC1363596** | **Batch: 401803** |
| **Matrix (Source ID): Water (558276-001)** | **Method: EPA 300.0** | **Prep Method: METHOD** |

| QC1363596 Analyte | Result | Source Sample Result | Spiked | Units | Recovery | Qual | Limits | DF |
|---|---|---|---|---|---|---|---|---|
| Fluoride | 20.94 | ND | 20.00 | mg/L | 105% | | 80-129 | 1 |
| Chloride | 108.0 | 4.511 | 100.0 | mg/L | 103% | | 80-123 | 1 |
| Bromide | 15.32 | ND | 15.00 | mg/L | 102% | | 80-121 | 1 |
| Nitrogen, Nitrate | 9.334 | ND | 9.036 | mg/L | 103% | | 80-123 | 1 |
| Sulfate | 58.38 | 7.716 | 50.00 | mg/L | 101% | | 79-124 | 1 |

| | | |
|---|---|---|
| **Type: Matrix Spike Duplicate** | **Lab ID: QC1363597** | **Batch: 401803** |
| **Matrix (Source ID): Water (558276-001)** | **Method: EPA 300.0** | **Prep Method: METHOD** |

| QC1363597 Analyte | Result | Source Sample Result | Spiked | Units | Recovery | Qual | Limits | RPD | RPD Lim | DF |
|---|---|---|---|---|---|---|---|---|---|---|
| Fluoride | 21.39 | ND | 20.00 | mg/L | 107% | | 80-129 | 2 | 21 | 1 |
| Chloride | 110.6 | 4.511 | 100.0 | mg/L | 106% | | 80-123 | 2 | 20 | 1 |
| Bromide | 15.67 | ND | 15.00 | mg/L | 104% | | 80-121 | 2 | 20 | 1 |
| Nitrogen, Nitrate | 9.547 | ND | 9.036 | mg/L | 106% | | 80-123 | 2 | 20 | 1 |
| Sulfate | 59.56 | 7.716 | 50.00 | mg/L | 104% | | 79-124 | 2 | 20 | 1 |

# Batch QC

| Type: | Matrix Spike | Lab ID: | QC1363598 | Batch: | 401803 |
|---|---|---|---|---|---|
| Matrix (Source ID): | Water (558278-001) | Method: | EPA 300.0 | Prep Method: | METHOD |

| QC1363598 Analyte | Result | Source Sample Result | Spiked | Units | Recovery | Qual | Limits | DF |
|---|---|---|---|---|---|---|---|---|
| Fluoride | 21.42 | ND | 20.00 | mg/L | 107% | | 80-129 | 1 |
| Chloride | 110.6 | 4.525 | 100.0 | mg/L | 106% | | 80-123 | 1 |
| Bromide | 15.69 | ND | 15.00 | mg/L | 105% | | 80-121 | 1 |
| Nitrogen, Nitrate | 9.571 | ND | 9.036 | mg/L | 106% | | 80-123 | 1 |
| Sulfate | 59.63 | 7.735 | 50.00 | mg/L | 104% | | 79-124 | 1 |

| Type: | Matrix Spike Duplicate | Lab ID: | QC1363599 | Batch: | 401803 |
|---|---|---|---|---|---|
| Matrix (Source ID): | Water (558278-001) | Method: | EPA 300.0 | Prep Method: | METHOD |

| QC1363599 Analyte | Result | Source Sample Result | Spiked | Units | Recovery | Qual | Limits | RPD | RPD Lim | DF |
|---|---|---|---|---|---|---|---|---|---|---|
| Fluoride | 21.41 | ND | 20.00 | mg/L | 107% | | 80-129 | 0 | 21 | 1 |
| Chloride | 110.4 | 4.525 | 100.0 | mg/L | 106% | | 80-123 | 0 | 20 | 1 |
| Bromide | 15.68 | ND | 15.00 | mg/L | 105% | | 80-121 | 0 | 20 | 1 |
| Nitrogen, Nitrate | 9.543 | ND | 9.036 | mg/L | 106% | | 80-123 | 0 | 20 | 1 |
| Sulfate | 59.66 | 7.735 | 50.00 | mg/L | 104% | | 79-124 | 0 | 20 | 1 |

| Type: | Blank | Lab ID: | QC1364901 | Batch: | 402137 |
|---|---|---|---|---|---|
| Matrix: | Water | Method: | EPA 300.0 | Prep Method: | METHOD |

| QC1364901 Analyte | Result | Qual | Units | RL | MDL | Prepared | Analyzed |
|---|---|---|---|---|---|---|---|
| Sulfate | ND | | mg/L | 1.0 | 0.26 | 04/28/26 16:33 | 04/28/26 17:00 |

| Type: | Lab Control Sample | Lab ID: | QC1364902 | Batch: | 402137 |
|---|---|---|---|---|---|
| Matrix: | Water | Method: | EPA 300.0 | Prep Method: | METHOD |

| QC1364902 Analyte | Result | Spiked | Units | Recovery | Qual | Limits |
|---|---|---|---|---|---|---|
| Sulfate | 25.04 | 25.00 | mg/L | 100% | | 90-110 |

| Type: | Matrix Spike | Lab ID: | QC1364903 | Batch: | 402137 |
|---|---|---|---|---|---|
| Matrix (Source ID): | Water (558468-003) | Method: | EPA 300.0 | Prep Method: | METHOD |

| QC1364903 Analyte | Result | Source Sample Result | Spiked | Units | Recovery | Qual | Limits | DF |
|---|---|---|---|---|---|---|---|---|
| Sulfate | 125.0 | 67.95 | 50.00 | mg/L | 114% | E | 79-124 | 1 |

# Batch QC

| Type: | Matrix Spike Duplicate | Lab ID: | QC1364904 | Batch: | 402137 |
|---|---|---|---|---|---|
| Matrix (Source ID): | Water (558468-003) | Method: | EPA 300.0 | Prep Method: | METHOD |

| QC1364904 Analyte | Result | Source Sample Result | Spiked | Units | Recovery | Qual | Limits | RPD | RPD Lim | DF |
|---|---|---|---|---|---|---|---|---|---|---|
| Sulfate | 121.5 | 67.95 | 50.00 | mg/L | 107% | E | 79-124 | | 20 | 1 |

| Type: | Matrix Spike | Lab ID: | QC1364947 | Batch: | 402137 |
|---|---|---|---|---|---|
| Matrix (Source ID): | Water (558487-002) | Method: | EPA 300.0 | Prep Method: | METHOD |

| QC1364947 Analyte | Result | Source Sample Result | Spiked | Units | Recovery | Qual | Limits | DF |
|---|---|---|---|---|---|---|---|---|
| Sulfate | 131.2 | 86.12 | 50.00 | mg/L | 90% | E | 79-124 | 1 |

| Type: | Matrix Spike Duplicate | Lab ID: | QC1364948 | Batch: | 402137 |
|---|---|---|---|---|---|
| Matrix (Source ID): | Water (558487-002) | Method: | EPA 300.0 | Prep Method: | METHOD |

| QC1364948 Analyte | Result | Source Sample Result | Spiked | Units | Recovery | Qual | Limits | RPD | RPD Lim | DF |
|---|---|---|---|---|---|---|---|---|---|---|
| Sulfate | 131.9 | 86.12 | 50.00 | mg/L | 92% | E | 79-124 | | 20 | 1 |

| Type: | Blank | Lab ID: | QC1365075 | Batch: | 402188 |
|---|---|---|---|---|---|
| Matrix: | Water | Method: | EPA 350.1 | Prep Method: | METHOD |

| QC1365075 Analyte | Result | Qual | Units | RL | MDL | Prepared | Analyzed |
|---|---|---|---|---|---|---|---|
| Ammonia-N | ND | | mg/L | 0.10 | 0.068 | 04/29/26 | 04/29/26 |

| Type: | Lab Control Sample | Lab ID: | QC1365076 | Batch: | 402188 |
|---|---|---|---|---|---|
| Matrix: | Water | Method: | EPA 350.1 | Prep Method: | METHOD |

| QC1365076 Analyte | Result | Spiked | Units | Recovery | Qual | Limits |
|---|---|---|---|---|---|---|
| Ammonia-N | 0.9507 | 1.000 | mg/L | 95% | | 90-110 |

| Type: | Matrix Spike | Lab ID: | QC1365077 | Batch: | 402188 |
|---|---|---|---|---|---|
| Matrix (Source ID): | Water (558183-001) | Method: | EPA 350.1 | Prep Method: | METHOD |

| QC1365077 Analyte | Result | Source Sample Result | Spiked | Units | Recovery | Qual | Limits | DF |
|---|---|---|---|---|---|---|---|---|
| Ammonia-N | 2.063 | 1.071 | 1.000 | mg/L | 99% | | 90-110 | 2 |

# Batch QC

| Type: | Matrix Spike Duplicate | Lab ID: | QC1365078 | Batch: | 402188 |
|---|---|---|---|---|---|
| Matrix (Source ID): | Water (558183-001) | Method: | EPA 350.1 | Prep Method: | METHOD |

| QC1365078 Analyte | Result | Source Sample Result | Spiked | Units | Recovery | Qual | Limits | RPD | RPD Lim | DF |
|---|---|---|---|---|---|---|---|---|---|---|
| Ammonia-N | 2.116 | 1.071 | 1.000 | mg/L | 105% | | 90-110 | 3 | 20 | 2 |

| Type: | Matrix Spike | Lab ID: | QC1365079 | Batch: | 402188 |
|---|---|---|---|---|---|
| Matrix (Source ID): | Water (558183-002) | Method: | EPA 350.1 | Prep Method: | METHOD |

| QC1365079 Analyte | Result | Source Sample Result | Spiked | Units | Recovery | Qual | Limits | DF |
|---|---|---|---|---|---|---|---|---|
| Ammonia-N | 0.9787 | ND | 1.000 | mg/L | 98% | | 90-110 | 1 |

| Type: | Matrix Spike Duplicate | Lab ID: | QC1365080 | Batch: | 402188 |
|---|---|---|---|---|---|
| Matrix (Source ID): | Water (558183-002) | Method: | EPA 350.1 | Prep Method: | METHOD |

| QC1365080 Analyte | Result | Source Sample Result | Spiked | Units | Recovery | Qual | Limits | RPD | RPD Lim | DF |
|---|---|---|---|---|---|---|---|---|---|---|
| Ammonia-N | 0.9942 | ND | 1.000 | mg/L | 99% | | 90-110 | 2 | 20 | 1 |

| Type: | Blank | Lab ID: | QC1363783 | Batch: | 401861 |
|---|---|---|---|---|---|
| Matrix: | Water | Method: | EPA 410.4 | Prep Method: | EPA 410.4 |

| QC1363783 Analyte | Result | Qual | Units | RL | MDL | Prepared | Analyzed |
|---|---|---|---|---|---|---|---|
| Chemical Oxygen Demand | ND | | mg/L | 4.0 | 2.6 | 04/25/26 | 04/25/26 |

| Type: | Lab Control Sample | Lab ID: | QC1363784 | Batch: | 401861 |
|---|---|---|---|---|---|
| Matrix: | Water | Method: | EPA 410.4 | Prep Method: | EPA 410.4 |

| QC1363784 Analyte | Result | Spiked | Units | Recovery | Qual | Limits |
|---|---|---|---|---|---|---|
| Chemical Oxygen Demand | 100.0 | 100.0 | mg/L | 100% | | 90-110 |

| Type: | Matrix Spike | Lab ID: | QC1363785 | Batch: | 401861 |
|---|---|---|---|---|---|
| Matrix (Source ID): | Water (558025-001) | Method: | EPA 410.4 | Prep Method: | EPA 410.4 |

| QC1363785 Analyte | Result | Source Sample Result | Spiked | Units | Recovery | Qual | Limits | DF |
|---|---|---|---|---|---|---|---|---|
| Chemical Oxygen Demand | 132.0 | 25.00 | 100.0 | mg/L | 107% | | 75-125 | 2 |

# Batch QC

| Type: | Matrix Spike Duplicate | Lab ID: | QC1363786 | Batch: | 401861 |
|---|---|---|---|---|---|
| Matrix (Source ID): | Water (558025-001) | Method: | EPA 410.4 | Prep Method: | EPA 410.4 |

| QC1363786 Analyte | Result | Source Sample Result | Spiked | Units | Recovery | Qual | Limits | RPD | RPD Lim | DF |
|---|---|---|---|---|---|---|---|---|---|---|
| Chemical Oxygen Demand | 132.0 | 25.00 | 100.0 | mg/L | 107% | | 75-125 | 0 | 20 | 2 |

| Type: | Matrix Spike | Lab ID: | QC1363787 | Batch: | 401861 |
|---|---|---|---|---|---|
| Matrix (Source ID): | Water (558077-001) | Method: | EPA 410.4 | Prep Method: | EPA 410.4 |

| QC1363787 Analyte | Result | Source Sample Result | Spiked | Units | Recovery | Qual | Limits | DF |
|---|---|---|---|---|---|---|---|---|
| Chemical Oxygen Demand | 122.0 | 27.00 | 100.0 | mg/L | 95% | | 75-125 | 2 |

| Type: | Matrix Spike Duplicate | Lab ID: | QC1363788 | Batch: | 401861 |
|---|---|---|---|---|---|
| Matrix (Source ID): | Water (558077-001) | Method: | EPA 410.4 | Prep Method: | EPA 410.4 |

| QC1363788 Analyte | Result | Source Sample Result | Spiked | Units | Recovery | Qual | Limits | RPD | RPD Lim | DF |
|---|---|---|---|---|---|---|---|---|---|---|
| Chemical Oxygen Demand | 128.0 | 27.00 | 100.0 | mg/L | 101% | | 75-125 | 5 | 20 | 2 |

| Type: | Blank | Lab ID: | QC1363800 | Batch: | 401866 |
|---|---|---|---|---|---|
| Matrix: | Water | Method: | EPA 6010B | Prep Method: | EPA 3015A |

| QC1363800 Analyte | Result | Qual | Units | RL | MDL | Prepared | Analyzed |
|---|---|---|---|---|---|---|---|
| Boron | ND | | mg/L | 0.050 | 0.0090 | 04/25/26 | 04/25/26 |
| Calcium | 0.011 | J | mg/L | 0.10 | 0.0095 | 04/25/26 | 04/25/26 |
| Iron | ND | | mg/L | 0.020 | 0.017 | 04/25/26 | 04/25/26 |
| Magnesium | ND | | mg/L | 0.10 | 0.017 | 04/25/26 | 04/25/26 |
| Manganese | ND | | mg/L | 0.010 | 0.00075 | 04/25/26 | 04/25/26 |
| Potassium | ND | | mg/L | 0.50 | 0.20 | 04/25/26 | 04/25/26 |
| Sodium | ND | | mg/L | 0.50 | 0.017 | 04/25/26 | 04/25/26 |

| Type: | Lab Control Sample | Lab ID: | QC1363801 | Batch: | 401866 |
|---|---|---|---|---|---|
| Matrix: | Water | Method: | EPA 6010B | Prep Method: | EPA 3015A |

| QC1363801 Analyte | Result | Spiked | Units | Recovery | Qual | Limits |
|---|---|---|---|---|---|---|
| Boron | 0.3817 | 0.4000 | mg/L | 95% | | 80-120 |
| Calcium | 19.69 | 20.40 | mg/L | 97% | | 80-120 |
| Iron | 0.3877 | 0.4000 | mg/L | 97% | | 80-120 |
| Magnesium | 19.65 | 20.40 | mg/L | 96% | | 80-120 |
| Manganese | 0.3982 | 0.4000 | mg/L | 100% | | 80-120 |
| Potassium | 22.84 | 24.00 | mg/L | 95% | | 80-120 |
| Sodium | 19.41 | 20.40 | mg/L | 95% | | 80-120 |

# Batch QC

| Type: | Matrix Spike | Lab ID: | QC1363849 | Batch: | 401866 |
|---|---|---|---|---|---|
| Matrix (Source ID): | Water (558337-001) | Method: | EPA 6010B | Prep Method: | EPA 3015A |

| QC1363849 Analyte | Result | Source Sample Result | Spiked | Units | Recovery | Qual | Limits | DF |
|---|---|---|---|---|---|---|---|---|
| Boron | 83.17 | 79.33 | 4.000 | mg/L | 96% | NM | 75-125 | 10 |
| Calcium | 6,737 | 6599 | 204.0 | mg/L | 68% | NM | 75-125 | 10 |
| Iron | 721.8 | 722.0 | 4.000 | mg/L | -5% | E,NM | 75-125 | 10 |
| Magnesium | 846.4 | 661.4 | 204.0 | mg/L | 91% | | 75-125 | 10 |
| Manganese | 43.90 | 40.34 | 4.000 | mg/L | 89% | NM | 75-125 | 10 |
| Potassium | 1,705 | 1472 | 240.0 | mg/L | 97% | NM | 75-125 | 10 |
| Sodium | 4,769 | 4617 | 204.0 | mg/L | 75% | NM | 75-125 | 10 |

| Type: | Matrix Spike Duplicate | Lab ID: | QC1363850 | Batch: | 401866 |
|---|---|---|---|---|---|
| Matrix (Source ID): | Water (558337-001) | Method: | EPA 6010B | Prep Method: | EPA 3015A |

| QC1363850 Analyte | Result | Source Sample Result | Spiked | Units | Recovery | Qual | Limits | RPD | RPD Lim | DF |
|---|---|---|---|---|---|---|---|---|---|---|
| Boron | 81.76 | 79.33 | 4.000 | mg/L | 61% | NM | 75-125 | 2 | 20 | 10 |
| Calcium | 6,678 | 6599 | 204.0 | mg/L | 38% | NM | 75-125 | 1 | 20 | 10 |
| Iron | 716.5 | 722.0 | 4.000 | mg/L | -138% | E,NM | 75-125 | | 22 | 10 |
| Magnesium | 836.4 | 661.4 | 204.0 | mg/L | 86% | | 75-125 | 1 | 20 | 10 |
| Manganese | 43.50 | 40.34 | 4.000 | mg/L | 79% | NM | 75-125 | 1 | 20 | 10 |
| Potassium | 1,678 | 1472 | 240.0 | mg/L | 86% | NM | 75-125 | 2 | 20 | 10 |
| Sodium | 4,713 | 4617 | 204.0 | mg/L | 47% | NM | 75-125 | 1 | 20 | 10 |

| Type: | Serial Dilution | Lab ID: | QC1363851 | Batch: | 401866 |
|---|---|---|---|---|---|
| Matrix (Source ID): | Water (558337-001) | Method: | EPA 6010B | Prep Method: | EPA 3015A |

| QC1363851 Analyte | Result | Source Sample Result | Units | Qual | RPD | RPD Lim | DF |
|---|---|---|---|---|---|---|---|
| Boron | 75.45 | 79.33 | mg/L | | | | 50 |
| Calcium | 6,711 | 6599 | mg/L | | | | 50 |
| Iron | 727.9 | 722.0 | mg/L | | | | 50 |
| Magnesium | 665.1 | 661.4 | mg/L | | | | 50 |
| Manganese | 39.27 | 40.34 | mg/L | | | | 50 |
| Potassium | 1,363 | 1472 | mg/L | | | | 50 |
| Sodium | 4,551 | 4617 | mg/L | | | | 50 |

# Batch QC

| Type: | Lab Control Sample | Lab ID: | QC1364564 | Batch: | 402053 |
|---|---|---|---|---|---|
| Matrix: | Water | Method: | EPA 8260B | Prep Method: | EPA 5030B |

| QC1364564 Analyte | Result | Spiked | Units | Recovery | Qual | Limits |
|---|---|---|---|---|---|---|
| 1,1-Dichloroethene | 51.10 | 50.00 | ug/L | 102% | | 69-128 |
| MTBE | 51.18 | 50.00 | ug/L | 102% | | 66-125 |
| Benzene | 50.46 | 50.00 | ug/L | 101% | | 76-121 |
| Trichloroethene | 52.14 | 50.00 | ug/L | 104% | | 76-124 |
| Toluene | 50.08 | 50.00 | ug/L | 100% | | 76-120 |
| Chlorobenzene | 50.81 | 50.00 | ug/L | 102% | | 78-120 |
| **Surrogates** | | | | | | |
| Dibromofluoromethane | 48.74 | 50.00 | ug/L | 97% | | 70-130 |
| 1,2-Dichloroethane-d4 | 53.41 | 50.00 | ug/L | 107% | | 70-130 |
| Toluene-d8 | 49.87 | 50.00 | ug/L | 100% | | 70-130 |
| Bromofluorobenzene | 50.21 | 50.00 | ug/L | 100% | | 70-130 |

| Type: | Lab Control Sample Duplicate | Lab ID: | QC1364565 | Batch: | 402053 |
|---|---|---|---|---|---|
| Matrix: | Water | Method: | EPA 8260B | Prep Method: | EPA 5030B |

| QC1364565 Analyte | Result | Spiked | Units | Recovery | Qual | Limits | RPD | RPD Lim |
|---|---|---|---|---|---|---|---|---|
| 1,1-Dichloroethene | 50.35 | 50.00 | ug/L | 101% | | 69-128 | 1 | 23 |
| MTBE | 52.59 | 50.00 | ug/L | 105% | | 66-125 | 3 | 22 |
| Benzene | 49.50 | 50.00 | ug/L | 99% | | 76-121 | 2 | 21 |
| Trichloroethene | 50.11 | 50.00 | ug/L | 100% | | 76-124 | 4 | 22 |
| Toluene | 48.36 | 50.00 | ug/L | 97% | | 76-120 | 4 | 21 |
| Chlorobenzene | 49.53 | 50.00 | ug/L | 99% | | 78-120 | 3 | 20 |
| **Surrogates** | | | | | | | | |
| Dibromofluoromethane | 50.36 | 50.00 | ug/L | 101% | | 70-130 | | |
| 1,2-Dichloroethane-d4 | 53.95 | 50.00 | ug/L | 108% | | 70-130 | | |
| Toluene-d8 | 48.50 | 50.00 | ug/L | 97% | | 70-130 | | |
| Bromofluorobenzene | 48.86 | 50.00 | ug/L | 98% | | 70-130 | | |

# Batch QC

| | | |
|---|---|---|
| **Type: Blank** | **Lab ID: QC1364569** | **Batch: 402053** |
| **Matrix: Water** | **Method: EPA 8260B** | **Prep Method: EPA 5030B** |

| QC1364569 Analyte | Result | Qual | Units | RL | MDL | Prepared | Analyzed |
|---|---|---|---|---|---|---|---|
| Freon 12 | ND | | ug/L | 1.0 | 0.1 | 04/28/26 | 04/28/26 |
| Chloromethane | ND | | ug/L | 1.0 | 0.1 | 04/28/26 | 04/28/26 |
| Vinyl Chloride | ND | | ug/L | 0.5 | 0.1 | 04/28/26 | 04/28/26 |
| 1,1-Dichloroethene | ND | | ug/L | 0.5 | 0.1 | 04/28/26 | 04/28/26 |
| Methylene Chloride | ND | | ug/L | 10 | 0.2 | 04/28/26 | 04/28/26 |
| 1,1-Dichloroethane | ND | | ug/L | 0.5 | 0.1 | 04/28/26 | 04/28/26 |
| cis-1,2-Dichloroethene | ND | | ug/L | 0.5 | 0.2 | 04/28/26 | 04/28/26 |
| 1,2-Dichloroethane | ND | | ug/L | 0.5 | 0.2 | 04/28/26 | 04/28/26 |
| Benzene | ND | | ug/L | 0.5 | 0.1 | 04/28/26 | 04/28/26 |
| Trichloroethene | ND | | ug/L | 0.5 | 0.2 | 04/28/26 | 04/28/26 |
| Tetrachloroethene | ND | | ug/L | 0.5 | 0.2 | 04/28/26 | 04/28/26 |
| 1,4-Dichlorobenzene | ND | | ug/L | 0.5 | 0.2 | 04/28/26 | 04/28/26 |
| **Surrogates** | | | | **Limits** | | | |
| Dibromofluoromethane | 100% | | %REC | 70-130 | | 04/28/26 | 04/28/26 |
| 1,2-Dichloroethane-d4 | 110% | | %REC | 70-130 | | 04/28/26 | 04/28/26 |
| Toluene-d8 | 97% | | %REC | 70-130 | | 04/28/26 | 04/28/26 |
| Bromofluorobenzene | 98% | | %REC | 70-130 | | 04/28/26 | 04/28/26 |

| | | |
|---|---|---|
| **Type: Matrix Spike** | **Lab ID: QC1364682** | **Batch: 402053** |
| **Matrix (Source ID): Water (558183-001)** | **Method: EPA 8260B** | **Prep Method: EPA 5030B** |

| QC1364682 Analyte | Result | Source Sample Result | Spiked | Units | Recovery | Qual | Limits | DF |
|---|---|---|---|---|---|---|---|---|
| 1,1-Dichloroethene | 23.49 | ND | 20.00 | ug/L | 117% | | 62-131 | 1 |
| MTBE | 22.98 | ND | 20.00 | ug/L | 115% | | 61-124 | 1 |
| Benzene | 22.18 | ND | 20.00 | ug/L | 111% | | 70-123 | 1 |
| Trichloroethene | 23.08 | ND | 20.00 | ug/L | 115% | | 65-131 | 1 |
| Toluene | 22.40 | ND | 20.00 | ug/L | 112% | | 69-120 | 1 |
| Chlorobenzene | 22.66 | ND | 20.00 | ug/L | 113% | | 72-121 | 1 |
| **Surrogates** | | | | | | | | |
| Dibromofluoromethane | 48.07 | | 50.00 | ug/L | 96% | | 70-130 | 1 |
| 1,2-Dichloroethane-d4 | 53.68 | | 50.00 | ug/L | 107% | | 70-130 | 1 |
| Toluene-d8 | 49.65 | | 50.00 | ug/L | 99% | | 70-130 | 1 |
| Bromofluorobenzene | 49.14 | | 50.00 | ug/L | 98% | | 70-130 | 1 |

# Batch QC

| Type: | Matrix Spike Duplicate | Lab ID: | QC1364683 | Batch: | 402053 |
|---|---|---|---|---|---|
| Matrix (Source ID): | Water (558183-001) | Method: | EPA 8260B | Prep Method: | EPA 5030B |

| QC1364683 Analyte | Result | Source Sample Result | Spiked | Units | Recovery | Qual | Limits | RPD | RPD Lim | DF |
|---|---|---|---|---|---|---|---|---|---|---|
| 1,1-Dichloroethene | 20.46 | ND | 20.00 | ug/L | 102% | | 62-131 | 14 | 31 | 1 |
| MTBE | 20.82 | ND | 20.00 | ug/L | 104% | | 61-124 | 10 | 30 | 1 |
| Benzene | 19.85 | ND | 20.00 | ug/L | 99% | | 70-123 | 11 | 31 | 1 |
| Trichloroethene | 19.53 | ND | 20.00 | ug/L | 98% | | 65-131 | 17 | 31 | 1 |
| Toluene | 19.17 | ND | 20.00 | ug/L | 96% | | 69-120 | 16 | 29 | 1 |
| Chlorobenzene | 19.62 | ND | 20.00 | ug/L | 98% | | 72-121 | 14 | 29 | 1 |
| **Surrogates** | | | | | | | | | | |
| Dibromofluoromethane | 49.43 | | 50.00 | ug/L | 99% | | 70-130 | | | 1 |
| 1,2-Dichloroethane-d4 | 55.55 | | 50.00 | ug/L | 111% | | 70-130 | | | 1 |
| Toluene-d8 | 48.77 | | 50.00 | ug/L | 98% | | 70-130 | | | 1 |
| Bromofluorobenzene | 49.99 | | 50.00 | ug/L | 100% | | 70-130 | | | 1 |

| Type: | Blank | Lab ID: | QC1364853 | Batch: | 402126 |
|---|---|---|---|---|---|
| Matrix: | Water | Method: | EPA 8270C-SIM | Prep Method: | EPA 3535 |

| QC1364853 Analyte | Result | Qual | Units | RL | MDL | Prepared | Analyzed |
|---|---|---|---|---|---|---|---|
| 1,4-Dioxane | ND | | ug/L | 1.0 | 0.84 | 04/28/26 | 05/01/26 |
| **Surrogates** | | | | **Limits** | | | |
| 1,4-Dioxane-d8 (SUR) | 101% | | %REC | 80-120 | | 04/28/26 | 05/01/26 |

| Type: | Lab Control Sample | Lab ID: | QC1364854 | Batch: | 402126 |
|---|---|---|---|---|---|
| Matrix: | Water | Method: | EPA 8270C-SIM | Prep Method: | EPA 3535 |

| QC1364854 Analyte | Result | Spiked | Units | Recovery | Qual | Limits |
|---|---|---|---|---|---|---|
| 1,4-Dioxane | 9.804 | 10.00 | ug/L | 98% | | 79-120 |
| **Surrogates** | | | | | | |
| 1,4-Dioxane-d8 (SUR) | 10.24 | 10.00 | ug/L | 102% | | 80-120 |

| Type: | Lab Control Sample Duplicate | Lab ID: | QC1364855 | Batch: | 402126 |
|---|---|---|---|---|---|
| Matrix: | Water | Method: | EPA 8270C-SIM | Prep Method: | EPA 3535 |

| QC1364855 Analyte | Result | Spiked | Units | Recovery | Qual | Limits | RPD | RPD Lim |
|---|---|---|---|---|---|---|---|---|
| 1,4-Dioxane | 10.22 | 10.00 | ug/L | 102% | | 79-120 | 4 | 20 |
| **Surrogates** | | | | | | | | |
| 1,4-Dioxane-d8 (SUR) | 10.31 | 10.00 | ug/L | 103% | | 80-120 | | |

| Type: | Blank | Lab ID: | QC1363919 | Batch: | 401893 |
|---|---|---|---|---|---|
| Matrix: | Water | Method: | SM 4500-S2-D | Prep Method: | METHOD |

| QC1363919 Analyte | Result | Qual | Units | RL | MDL | Prepared | Analyzed |
|---|---|---|---|---|---|---|---|
| Sulfide | ND | | mg/L | 0.10 | | 04/25/26 | 04/25/26 |

# Batch QC

| Type: Lab Control Sample | Lab ID: QC1363920 | Batch: 401893 |
|---|---|---|
| Matrix: Water | Method: SM 4500-S2-D | Prep Method: METHOD |

| QC1363920 Analyte | Result | Spiked | Units | Recovery | Qual | Limits |
|---|---|---|---|---|---|---|
| Sulfide | 0.9000 | 1.000 | mg/L | 90% | | 90-110 |

| Type: Matrix Spike | Lab ID: QC1363923 | Batch: 401893 |
|---|---|---|
| Matrix (Source ID): Water (558183-001) | Method: SM 4500-S2-D | Prep Method: METHOD |

| QC1363923 Analyte | Result | Source Sample Result | Spiked | Units | Recovery | Qual | Limits | DF |
|---|---|---|---|---|---|---|---|---|
| Sulfide | 0.8000 | ND | 1.000 | mg/L | 80% | | 80-120 | 1 |

| Type: Matrix Spike Duplicate | Lab ID: QC1363924 | Batch: 401893 |
|---|---|---|
| Matrix (Source ID): Water (558183-001) | Method: SM 4500-S2-D | Prep Method: METHOD |

| QC1363924 Analyte | Result | Source Sample Result | Spiked | Units | Recovery | Qual | Limits | RPD | RPD Lim | DF |
|---|---|---|---|---|---|---|---|---|---|---|
| Sulfide | 0.9000 | ND | 1.000 | mg/L | 90% | | 80-120 | 12 | 20 | 1 |

| Type: Blank | Lab ID: QC1364311 | Batch: 401990 |
|---|---|---|
| Matrix: Water | Method: SM 5310B | Prep Method: SM 5310B |

| QC1364311 Analyte | Result | Qual | Units | RL | MDL | Prepared | Analyzed |
|---|---|---|---|---|---|---|---|
| Total Organic Carbon | ND | | mg/L | 1.0 | 0.49 | 04/27/26 | 04/27/26 |

| Type: Lab Control Sample | Lab ID: QC1364312 | Batch: 401990 |
|---|---|---|
| Matrix: Water | Method: SM 5310B | Prep Method: SM 5310B |

| QC1364312 Analyte | Result | Spiked | Units | Recovery | Qual | Limits |
|---|---|---|---|---|---|---|
| Total Organic Carbon | 24.10 | 25.00 | mg/L | 96% | | 85-115 |

| Type: Matrix Spike | Lab ID: QC1364313 | Batch: 401990 |
|---|---|---|
| Matrix (Source ID): Water (558163-001) | Method: SM 5310B | Prep Method: SM 5310B |

| QC1364313 Analyte | Result | Source Sample Result | Spiked | Units | Recovery | Qual | Limits | DF |
|---|---|---|---|---|---|---|---|---|
| Total Organic Carbon | 31.36 | 3.333 | 25.00 | mg/L | 112% | | 75-125 | 1 |

| Type: Matrix Spike Duplicate | Lab ID: QC1364314 | Batch: 401990 |
|---|---|---|
| Matrix (Source ID): Water (558163-001) | Method: SM 5310B | Prep Method: SM 5310B |

| QC1364314 Analyte | Result | Source Sample Result | Spiked | Units | Recovery | Qual | Limits | RPD | RPD Lim | DF |
|---|---|---|---|---|---|---|---|---|---|---|
| Total Organic Carbon | 29.77 | 3.333 | 25.00 | mg/L | 106% | | 75-125 | 5 | 25 | 1 |

# Batch QC

| Type: | Matrix Spike | Lab ID: | QC1364315 | Batch: | 401990 |
|---|---|---|---|---|---|
| Matrix (Source ID): | Water (558166-001) | Method: | SM 5310B | Prep Method: | SM 5310B |

| QC1364315 Analyte | Result | Source Sample Result | Spiked | Units | Recovery | Qual | Limits | DF |
|---|---|---|---|---|---|---|---|---|
| Total Organic Carbon | 35.72 | 5.871 | 25.00 | mg/L | 119% | | 75-125 | 1 |

| Type: | Matrix Spike Duplicate | Lab ID: | QC1364316 | Batch: | 401990 |
|---|---|---|---|---|---|
| Matrix (Source ID): | Water (558166-001) | Method: | SM 5310B | Prep Method: | SM 5310B |

| QC1364316 Analyte | Result | Source Sample Result | Spiked | Units | Recovery | Qual | Limits | RPD | RPD Lim | DF |
|---|---|---|---|---|---|---|---|---|---|---|
| Total Organic Carbon | 34.33 | 5.871 | 25.00 | mg/L | 114% | | 75-125 | 4 | 25 | 1 |

| Type: | Blank | Lab ID: | QC1366136 | Batch: | 402482 |
|---|---|---|---|---|---|
| Matrix: | Water | Method: | SM2320B | Prep Method: | METHOD |

| QC1366136 Analyte | Result | Qual | Units | RL | MDL | Prepared | Analyzed |
|---|---|---|---|---|---|---|---|
| Alkalinity, Bicarbonate, as CaCO3 | ND | | mg/L | 2.0 | | 05/01/26 | 05/01/26 |
| Alkalinity, Total as CaCO3 | ND | | mg/L | 2.0 | | 05/01/26 | 05/01/26 |

| Type: | Lab Control Sample | Lab ID: | QC1366137 | Batch: | 402482 |
|---|---|---|---|---|---|
| Matrix: | Water | Method: | SM2320B | Prep Method: | METHOD |

| QC1366137 Analyte | Result | Spiked | Units | Recovery | Qual | Limits |
|---|---|---|---|---|---|---|
| Alkalinity, Total as CaCO3 | 101.5 | 100.0 | mg/L | 101% | | 90-110 |

| Type: | Sample Duplicate | Lab ID: | QC1366138 | Batch: | 402482 |
|---|---|---|---|---|---|
| Matrix (Source ID): | Water (558183-001) | Method: | SM2320B | Prep Method: | METHOD |

| QC1366138 Analyte | Result | Source Sample Result | Units | Qual | RPD | RPD Lim | DF |
|---|---|---|---|---|---|---|---|
| Alkalinity, Bicarbonate, as CaCO3 | 419.3 | 413.0 | mg/L | | 2 | 20 | 2.5 |
| Alkalinity, Total as CaCO3 | 419.3 | 413.0 | mg/L | | 2 | 20 | 2.5 |

| Type: | Blank | Lab ID: | QC1364949 | Batch: | 402159 |
|---|---|---|---|---|---|
| Matrix: | Water | Method: | SM2540C | Prep Method: | METHOD |

| QC1364949 Analyte | Result | Qual | Units | RL | MDL | Prepared | Analyzed |
|---|---|---|---|---|---|---|---|
| Total Dissolved Solids | ND | | mg/L | 10 | | 04/28/26 | 04/30/26 |

| Type: | Lab Control Sample | Lab ID: | QC1364950 | Batch: | 402159 |
|---|---|---|---|---|---|
| Matrix: | Water | Method: | SM2540C | Prep Method: | METHOD |

| QC1364950 Analyte | Result | Spiked | Units | Recovery | Qual | Limits |
|---|---|---|---|---|---|---|
| Total Dissolved Solids | 1,010 | 1000 | mg/L | 101% | | 90-110 |

# Batch QC

| | | | | | |
|---|---|---|---|---|---|
| **Type:** | **Sample Duplicate** | **Lab ID:** | **QC1364953** | **Batch:** | **402159** |
| **Matrix (Source ID):** | **Water (558130-001)** | **Method:** | **SM2540C** | **Prep Method:** | **METHOD** |

| QC1364953 Analyte | Result | Source Sample Result | Units | Qual | RPD | RPD Lim | DF |
|---|---|---|---|---|---|---|---|
| Total Dissolved Solids | 40,880 | 41560 | mg/L | | 2 | 5 | 20 |

| | | | | | |
|---|---|---|---|---|---|
| **Type:** | **Sample Duplicate** | **Lab ID:** | **QC1364954** | **Batch:** | **402159** |
| **Matrix (Source ID):** | **Water (558162-003)** | **Method:** | **SM2540C** | **Prep Method:** | **METHOD** |

| QC1364954 Analyte | Result | Source Sample Result | Units | Qual | RPD | RPD Lim | DF |
|---|---|---|---|---|---|---|---|
| Total Dissolved Solids | 1,204 | 1244 | mg/L | | 3 | 5 | 2 |

| | |
|---|---|
| E | Response exceeds instrument's linear range |
| J | Estimated value |
| ND | Not Detected |
| NM | Not Meaningful |

**Laboratory Job Number 558183**

**Subcontracted Products**

**McCampbell Analytical, Inc.**

# McCampbell Analytical, Inc.

*"When Quality Counts"*

# Analytical Report

**WorkOrder:** 2604M48

**Report Created for:** Onterris Laboratories, LLC.

931 West Barkley Avenue
Orange, CA 92868

**Project Contact:** David Tripp
**Project P.O.:** 096843
**Project:** EO-558183

**Project Location:**
**Project Received:** 04/28/2026

Analytical Report reviewed & approved for release on 04/30/2026 by:

Yen Cao

Yen Cao
Project Manager

***McCampbell Analytical Inc. is not accredited for all the testing in this report. The report shall not be reproduced except in full, without the written approval of the laboratory. The analytical results relate only to the items tested.***

1534 Willow Pass Rd. Pittsburg, CA 94565 ♦ TEL: (877) 252-9262 ♦ FAX: (925) 252-9269 ♦ www.mccampbell.com


30 of 39

McCampbell Analytical, Inc.
*"When Quality Counts"*

1534 Willow Pass Road, Pittsburg, CA 94565-1701
Toll Free Telephone: (877) 252-9262 / Fax: (925) 252-9269
http://www.mccampbell.com / E-mail: main@mccampbell.com

# Glossary of Terms & Qualifier Definitions

**Client:** Onterris Laboratories, LLC. **WorkOrder:** 2604M48

**Project:** EO-558183

## Glossary Abbreviation

| | |
|---|---|
| %D | Serial Dilution Percent Difference |
| 95% Interval | 95% Confident Interval |
| CCV | Continuing Calibration Verification. |
| CCV REC (%) | The % recovery of Continuing Calibration Verification |
| DF | Dilution Factor |
| DI WET | (DISTLC) Waste Extraction Test using DI water |
| DISS | Dissolved (sample filtered using a 0.45 µm filter size) |
| DLT | Dilution Test (Serial Dilution) |
| DUP | Duplicate |
| EDL | Estimated Detection Limit |
| ITEF | International Toxicity Equivalence Factor |
| LCS | Laboratory Control Sample |
| LCS2 | Second LCS for the batch. Spike level is lower than that for the first LCS; applicable to method 1633. |
| LQL | Lowest Quantitation Level |
| MB | Method Blank |
| MB IS/SS % Rec | % Recovery of Internal Standard or Surrogate in Method Blank, if applicable |
| MB SS % Rec | % Recovery of Surrogate in Method Blank, if applicable |
| MDL | Method Detection Limit [1] |
| ML | Minimum Level of Quantitation |
| MS | Matrix Spike |
| MSD | Matrix Spike Duplicate |
| NA | Not Applicable |
| ND | Not detected at or above the indicated MDL (if present) or RL. |
| NR | Data Not Reported due to matrix interference or insufficient sample amount. |
| PDS | Post Digestion Spike |
| PF | Prep Factor |
| RD | Relative Difference |
| RL | Reporting Limit [2] |
| RPD | Relative Percent Difference |
| RRT | Relative Retention Time |
| RSD | Relative Standard Deviation |
| SPK Val | Spike Value |
| SPKRef Val | Spike Reference Value |
| SPLP | Synthetic Precipitation Leachate Procedure |

[1] MDL is the minimum measured concentration of a substance that can be reported with 99% confidence that the measured concentration is distinguishable from method blank results. Definition and Procedure for the Determination of the Method Detection Limit, Revision 2, 40CFR, Part 136, Appendix B, EPA 821-R-16-006, December 2016. Values are based upon our default extraction volume/amount and are subject to change.

[2] RL is the lowest level that can be reliably determined within specified limits of precision and accuracy during routine laboratory operating conditions. (The RL cannot be lower than the lowest calibration standard used in the initial calibration of the instrument and must be greater than the MDL.) Values are based upon our default extraction volume/amount and are subject to change.

McCampbell Analytical, Inc.
*"When Quality Counts"*

1534 Willow Pass Road, Pittsburg, CA 94565-1701
Toll Free Telephone: (877) 252-9262 / Fax: (925) 252-9269
http://www.mccampbell.com / E-mail: main@mccampbell.com

# Glossary of Terms & Qualifier Definitions

**Client:** Onterris Laboratories, LLC. **WorkOrder:** 2604M48

**Project:** EO-558183

| | |
|---|---|
| TCLP | Toxicity Characteristic Leachate Procedure |
| TEQ | Toxicity Equivalents |
| TNTC | “Too Numerous to Count;” greater than 250 colonies observed on the plate. |
| TPH-Diesel | Sample results for semi-volatile TPH (diesel, kerosene, oil, etc) were calculated using a background subtraction procedure to correct for instrument baseline rise (column bleed) as described in Sec 7.7.2.2 of EPA 8015 B, C. |
| TZA | TimeZone Net Adjustment for sample collected outside of MAI's Coordinated Universal Time (UTC). (Adjustment for Daylight Saving is not accounted.) |
| WET (STLC) | Waste Extraction Test (Soluble Threshold Limit Concentration) |

McCampbell Analytical, Inc.
*"When Quality Counts"*

1534 Willow Pass Road, Pittsburg, CA 94565-1701
Toll Free Telephone: (877) 252-9262 / Fax: (925) 252-9269
http://www.mccampbell.com / E-mail: main@mccampbell.com

# Analytical Report

| | | | |
|---|---|---|---|
| **Client:** | Enthalpy Analytical | **WorkOrder:** | 2604M48 |
| **Date Received:** | 04/28/2026 9:58 | **Extraction Method:** | RSK175 |
| **Date Prepared:** | 04/29/2026 | **Analytical Method:** | RSK175 |
| **Project:** | EO-558183 | **Unit:** | µg/L |

## Dissolved Carbon Dioxide by RSK 175

| Client ID | Lab ID | Matrix | Date Collected | Instrument FileID | Batch ID |
|---|---|---|---|---|---|
| DW-8 | 2604M48-001A | Water | 04/23/2026 08:00 | GC26 0429260904.D | 340763 |

| Analytes | Result | MDL | RL | DF | Date Analyzed |
|---|---|---|---|---|---|
| Carbon Dioxide | **31,000** | 2000 | 2000 | 40 | 04/29/2026 11:10 |

Analyst(s): CLO

| Client ID | Lab ID | Matrix | Date Collected | Instrument FileID | Batch ID |
|---|---|---|---|---|---|
| DW-30 | 2604M48-002A | Water | 04/23/2026 09:22 | GC26 0429260905.D | 340763 |

| Analytes | Result | MDL | RL | DF | Date Analyzed |
|---|---|---|---|---|---|
| Carbon Dioxide | **3300** | 120 | 120 | 2.5 | 04/29/2026 11:36 |

Analyst(s): CLO

| Client ID | Lab ID | Matrix | Date Collected | Instrument FileID | Batch ID |
|---|---|---|---|---|---|
| DW-15 | 2604M48-003A | Water | 04/23/2026 10:17 | GC26 0429260906.D | 340763 |

| Analytes | Result | MDL | RL | DF | Date Analyzed |
|---|---|---|---|---|---|
| Carbon Dioxide | **18,000** | 1000 | 1000 | 20 | 04/29/2026 12:03 |

Analyst(s): CLO

*(Cont.)*

McCampbell Analytical, Inc.
*"When Quality Counts"*

1534 Willow Pass Road, Pittsburg, CA 94565-1701
Toll Free Telephone: (877) 252-9262 / Fax: (925) 252-9269
http://www.mccampbell.com / E-mail: main@mccampbell.com

# Analytical Report

| | | | |
|---|---|---|---|
| **Client:** | Enthalpy Analytical | **WorkOrder:** | 2604M48 |
| **Date Received:** | 04/28/2026 9:58 | **Extraction Method:** | RSK175 |
| **Date Prepared:** | 04/29/2026 | **Analytical Method:** | RSK175 |
| **Project:** | EO-558183 | **Unit:** | µg/L |

## Dissolved Carbon Dioxide by RSK 175

| Client ID | Lab ID | Matrix | Date Collected | Instrument FileID | Batch ID |
|---|---|---|---|---|---|
| DW-14 | 2604M48-004A | Water | 04/23/2026 11:37 | GC26 0429260907.D | 340763 |

| Analytes | Result | MDL | RL | DF | Date Analyzed |
|---|---|---|---|---|---|
| Carbon Dioxide | **730** | 50 | 50 | 1 | 04/29/2026 13:09 |

Analyst(s): CLO

McCampbell Analytical, Inc.
*"When Quality Counts"*

1534 Willow Pass Road, Pittsburg, CA 94565-1701
Toll Free Telephone: (877) 252-9262 / Fax: (925) 252-9269
http://www.mccampbell.com / E-mail: main@mccampbell.com

# Quality Control Report

| | | | |
|---|---|---|---|
| **Client:** | Enthalpy Analytical | **WorkOrder:** | 2604M48 |
| **Date Prepared:** | 04/29/2026 | **BatchID:** | 340763 |
| **Date Analyzed:** | 04/29/2026 | **Extraction Method:** | RSK175 |
| **Instrument:** | GC26 | **Analytical Method:** | RSK175 |
| **Matrix:** | Water | **Unit:** | µg/L |
| **Project:** | EO-558183 | **Sample ID:** | MB/LCS/LCSD-340763 |

## QC Summary Report for RSK175

| Analyte | MB Result | MDL | RL | | | |
|---|---|---|---|---|---|---|
| Carbon Dioxide | ND | 50 | 50 | - | - | - |

| Analyte | LCS Result | LCSD Result | SPK Val | LCS %REC | LCSD %REC | LCS/LCSD Limits | RPD | RPD Limit |
|---|---|---|---|---|---|---|---|---|
| Carbon Dioxide | 170 | 150 | 187.2 | 89 | 79 | 70-130 | 11.4 | 30 |

McCampbell Analytical, Inc.
1534 Willow Pass Rd
Pittsburg, CA 94565-1701
(925) 252-9262

# CHAIN-OF-CUSTODY RECORD



**WorkOrder: 2604M48** **ClientCode: ENO** **QuoteID: 262776**

☐ WaterTrax ☐ CLIP ☐ EDF ☑ EQuIS ☑ Dry-Weight ☑ Email ☐ HardCopy ☐ ThirdParty ☑ J-flag

☑ Detection Summary ☑ **Excel** [A1_Standard _QC]

Report to:
David Tripp
Enthalpy Analytical
931 West Barkley Avenue
Orange, CA 92868
657-581-4710 FAX:

Email: david.tripp@enthalpy.com
cc/3rd Party: incomingreports@enthalpy.com;
PO: 096843
Project: EO-558183

Bill to:
Accounts Payable/Enthalpy SoCal
Montrose Environmental Group
PO Box 842165
Boston, MA 02284-2165
003EL_ap@montrose-env.com

**Requested TAT: 2 days;**

*Date Received:* **04/28/2026**
*Date Logged:* **04/28/2026**

| Lab ID | ClientSampID | Matrix | Collection Date | Hold | Requested Tests (See legend below) | | | | | | | | | | | |
|---|---|---|---|---|---|---|---|---|---|---|---|---|---|---|---|---|
| | | | | | 1 | 2 | 3 | 4 | 5 | 6 | 7 | 8 | 9 | 10 | 11 | 12 |
| 2604M48-001 | DW-8 | Water | 4/23/2026 08:00 | ☐ | A | A | | | | | | | | | | |
| 2604M48-002 | DW-30 | Water | 4/23/2026 09:22 | ☐ | A | A | | | | | | | | | | |
| 2604M48-003 | DW-15 | Water | 4/23/2026 10:17 | ☐ | A | A | | | | | | | | | | |
| 2604M48-004 | DW-14 | Water | 4/23/2026 11:37 | ☐ | A | A | | | | | | | | | | |

**Test Legend:**

| | | | | | | | |
|---|---|---|---|---|---|---|---|
| 1 | PRDisposal Fee | 2 | RSK175_CO2_W | 3 | | 4 | |
| 5 | | 6 | | 7 | | 8 | |
| 9 | | 10 | | 11 | | 12 | |

**Project Manager: Jena Alfaro**

**Prepared by: Agustina Venegas**

**Comments:**

NOTE: Soil samples are discarded 60 days after receipt unless other arrangements are made (Water samples are 30 days).
Hazardous samples will be returned to client or disposed of at client expense.

McCampbell Analytical, Inc.
*"When Quality Counts"*

1534 Willow Pass Road, Pittsburg, CA 94565-1701
Toll Free Telephone: (877) 252-9262 / Fax: (925) 252-9269
http://www.mccampbell.com / E-mail: main@mccampbell.com

# WORK ORDER SUMMARY

**Client Name:** ENTHALPY ANALYTICAL
**Client Contact:** David Tripp
**Contact's Email:** david.tripp@enthalpy.com

**Project:** EO-558183
**Comments:**

**Work Order:** 2604M48
**QC Level:** LEVEL 2
**Date Logged:** 4/28/2026

☐ WaterTrax ☐ CLIP ☐ EDF ☑ Excel ☐ EQuIS ☑ Email ☐ HardCopy ☐ ThirdParty ☑ J-flag

| LabID | ClientSampID | Matrix | Test Name | Cont./ Comp. | Bottle & Preservative | U** | Head Space | Dry-Weight | Collection Date & Time | TAT | Test Due Date | Sediment Content | Hold | Sub Out |
|---|---|---|---|---|---|---|---|---|---|---|---|---|---|---|
| 001A | DW-8 | Water | RSK175 (CO2) | 2 | VOA, Unpres | ☐ | ☐ | ☐ | 4/23/2026 8:00 | 2 days | 4/30/2026 | Present | ☐ | ☐ |
| 002A | DW-30 | Water | RSK175 (CO2) | 2 | VOA, Unpres | ☐ | ☐ | ☐ | 4/23/2026 9:22 | 2 days | 4/30/2026 | Present | ☐ | ☐ |
| 003A | DW-15 | Water | RSK175 (CO2) | 2 | VOA, Unpres | ☐ | ☐ | ☐ | 4/23/2026 10:17 | 2 days | 4/30/2026 | Present | ☐ | ☐ |
| 004A | DW-14 | Water | RSK175 (CO2) | 2 | VOA, Unpres | ☐ | ☐ | ☐ | 4/23/2026 11:37 | 2 days | 4/30/2026 | Present | ☐ | ☐ |

**NOTES: * STLC and TCLP extractions require 2 days to complete; therefore, all TATs begin after the extraction is completed (i.e., One-day TAT yields results in 3 days from sample submission).**

**- ISM prep requires 5 to 10 days to complete; therefore, all TATs begin after the extraction is completed (i.e., One-day TAT yields results in 6 to 11 days from sample submission). Due date listed on WO summary will not accurately reflect the time needed for sample preparation.**

**- Organic extracts are held for 40 days before disposal; Inorganic extract are held for 30 days.**

**- MAI assumes that all material present in the provided sampling container is considered part of the sample - MAI does not exclude any material from the sample prior to sample preparation unless requested in writing by the client.**

**U** = An unpreserved container was received for a method that suggests a preservation in order to extend hold time for analysis.**

**Cont./Comp. = Containers /Composites**

**HOLD TIME RUSH**

2604M48

Onterris ENTHALPY ANALYTICAL

931 West Barkley Ave
Orange, CA 92868
(714) 771-6900

Subcontract Laboratory:
McCampbell Analytical, Inc.
1534 Willow Pass Rd.
Pittsburg, CA 94565
ATTN: Quote ID: 262776
PO #: PO-096843

Results Due: Standard TAT
Report Level: II
Report To: MDL
EDDs: Standard Excel EDD

Onterris (Orange, CA) Order: EO-558183
PM: David Tripp
Email: david.tripp@onterris.com
CC: incomingreports@enthalpy.com
Phone: 657-581-4710

Notes:

| Sample ID | Collected | Lab ID | # Cont. | Matrix | Analysis Requested | Comment |
|---|---|---|---|---|---|---|
| DW-8 | 23-APR-2026 08:00 | 558183-001 | 2 | Water | RSK-175 CO2 | |
| DW-30 | 23-APR-2026 09:22 | 558183-002 | 2 | Water | RSK-175 CO2 | |
| DW-15 | 23-APR-2026 10:17 | 558183-003 | 2 | Water | RSK-175 CO2 | |
| DW-14 | 23-APR-2026 11:37 | 558183-004 | 2 | Water | RSK-175 CO2 | |

| Notes: | Relinquished By: | Received By: |
|---|---|---|
| | Alice T. | GLS |
| | Date: 4,27,26 3:00pm | Date: 4/27/26 3:00pm |
| | GLS | |
| | Date: 4,28,26 | Date: 4/28/26 0958 |
| | | |
| | Date: | Date: |

3.9c°WET IR39

GSO: 564352313

1 of 1

McCampbell Analytical, Inc.
*"When Quality Counts"*

1534 Willow Pass Road, Pittsburg, CA 94565-1701
Toll Free Telephone: (877) 252-9262 / Fax: (925) 252-9269
http://www.mccampbell.com / E-mail: main@mccampbell.com

# Sample Receipt Checklist

| | | | |
|---|---|---|---|
| Client Name: | Enthalpy Analytical | Date and Time Received: | 4/28/2026 09:58 |
| Project: | EO-558183 | Date Logged: | 4/28/2026 |
| | | Received by: | Agustina Venegas |
| WorkOrder №: | 2604M48 Matrix: Water | Logged by: | Agustina Venegas |
| Carrier: | Golden State Overnight | | |

## Chain of Custody (COC) Information

| | | | | | | |
|---|---|---|---|---|---|---|
| Chain of custody present? | Yes | ☑ | No | ☐ | | |
| Chain of custody signed when relinquished and received? | Yes | ☑ | No | ☐ | | |
| Chain of custody agrees with sample labels? | Yes | ☑ | No | ☐ | | |
| Sample IDs noted by Client on COC? | Yes | ☑ | No | ☐ | | |
| Date and Time of collection noted by Client on COC? | Yes | ☑ | No | ☐ | | |
| Sampler's name noted on COC? | Yes | ☐ | No | ☑ | | |
| COC agrees with Quote? | Yes | ☑ | No | ☐ | NA | ☐ |
| COC quote is active? | Yes | ☑ | No | ☐ | NA | ☐ |

## Sample Receipt Information

| | | | | | | |
|---|---|---|---|---|---|---|
| Custody seals intact on shipping container/cooler? | Yes | ☐ | No | ☐ | NA | ☑ |
| Custody seals intact on sample bottles? | Yes | ☐ | No | ☐ | NA | ☑ |
| Shipping container/cooler in good condition? | Yes | ☑ | No | ☐ | | |
| Samples in proper containers/bottles? | Yes | ☑ | No | ☐ | | |
| Sample containers intact? | Yes | ☑ | No | ☐ | | |
| Sufficient sample volume for indicated test? | Yes | ☑ | No | ☐ | | |

## Sample Preservation and Hold Time (HT) Information

| | | | | | | |
|---|---|---|---|---|---|---|
| All samples received within holding time? | Yes | ☑ | No | ☐ | NA | ☐ |
| Samples Received on Ice? | Yes | ☑ | No | ☐ | | |
| (Ice Type: WET ICE ) | | | | | | |
| Sample/Temp Blank temperature | Temp: 3.9°C | | | | NA | ☐ |
| ZHS conditional analyses: VOA meets zero headspace requirement (VOCs, TPHg/BTEX, RSK)? | Yes | ☑ | No | ☐ | NA | ☐ |
| Sample labels checked for correct preservation? | Yes | ☑ | No | ☐ | | |
| pH acceptable upon receipt (Metal: <2)? | Yes | ☐ | No | ☐ | NA | ☑ |

UCMR Samples:

| | | | | | | |
|---|---|---|---|---|---|---|
| pH tested and acceptable upon receipt (200.7: ≤2; 533: 6 - 8; 537.1: 6 - 8)? | Yes | ☐ | No | ☐ | NA | ☑ |
| Free Chlorine tested and acceptable upon receipt (<0.1mg/L) [not applicable to 200.7]? | Yes | ☐ | No | ☐ | NA | ☑ |

Comments:


39 of 39

Onterris
931 West Barkley Ave
Orange, CA 92868
(714) 771-6900

onterris.com

Lab Job Number : 558429
Report Level : II
Report Date : 05/13/2026

**Analytical Report** *prepared for:*

Matt Breuer
Waste Connections
Chiquita Canyon Landfill
29201 Henry Mayo Drive
Castaic, CA 91384

Project: GW MONITORING - CCLF Groundwater

*Authorized for release by:*

David Tripp, Senior Project Manager
657-581-4710
david.tripp@onterris.com

This data package has been reviewed for technical correctness and completeness. Release of this data has been authorized by the Laboratory Manager or the Manager's designee, as verified by the above signature which applies to this PDF file as well as any associated electronic data deliverable files. The results contained in this report meet all requirements of NELAP and pertain only to those samples which were submitted for analysis. This report may be reproduced only in its entirety.

CA ELAP# 1338, CA ELAP #1338-S1, NELAP# 4038, SCAQMD LAP# 18LA0518, LACSD ID# 10105, ORELAP# 4197

Onterris ENTHALPY ANALYTICAL

# Sample Summary

| | | | |
|---|---|---|---|
| Matt Breuer<br>Waste Connections<br>Chiquita Canyon Landfill<br>29201 Henry Mayo Drive<br>Castaic, CA 91384 | | Lab Job #:<br>Project No:<br>Location:<br>Date Received: | 558429<br>GW MONITORING<br>CCLF Groundwater<br>04/28/26 |

| Sample ID | Lab ID | Collected | Matrix |
|---|---|---|---|
| DW-1 | 558429-001 | 04/28/26 07:46 | Water |
| DW-16 | 558429-002 | 04/28/26 08:52 | Water |
| DW-3 | 558429-003 | 04/28/26 09:53 | Water |
| PZ-4 | 558429-004 | 04/28/26 10:58 | Water |
| QCFB | 558429-005 | 04/28/26 11:00 | Water |
| QCTB | 558429-006 | 04/28/26 00:00 | Water |

# Case Narrative

| | |
|---|---|
| Waste Connections<br>Chiquita Canyon Landfill<br>29201 Henry Mayo Drive<br>Castaic, CA 91384<br>Matt Breuer | Lab Job Number: 558429<br>Project No: GW MONITORING<br>Location: CCLF<br>Groundwater<br>Date Received: 04/28/26 |

- This data package contains sample and QC results for six water samples, requested for the above referenced project on 04/29/26. The samples were received in good condition.
- EPA 300.0, EPA 350.1, EPA 410.4, EPA 6010B, EPA 8270C-SIM, SM 4500-S2-D, SM 5310B, SM2320B, and SM2540C analyses were performed at 931 West Barkley Ave, Orange, CA, 92868.
- EPA 8260B analysis was performed at 2532 E Cerritos Ave., Anaheim, CA, 92806.

**Volatile Organics by GC/MS (EPA 8260B):**

- Low recoveries were observed for toluene and chlorobenzene in the MS of DW-1 (lab # 558429-001); the BS/BSD were within limits, the associated RPDs were within limits, and these low recoveries were not associated with any reported results. High RPD was observed for 1,1-dichloroethene in the MS/MSD of DW-1 (lab # 558429-001); the RPD was acceptable in the BS/BSD, and this analyte was not detected at or above the RL in the associated samples.
- No other analytical problems were encountered.

**Semivolatile Organics by GC/MS SIM (EPA 8270C-SIM):**

- 558429-003 was prepared outside of hold time; affected data was qualified with "H".
- No other analytical problems were encountered.

**Total Organic Carbon by IR (SM 5310B):**
No analytical problems were encountered.

**Metals (EPA 6010B):**
No analytical problems were encountered.

**Ion Chromatography (EPA 300.0):**

- Responses exceeding the instrument's linear range were observed for chloride in the MS/MSD for batch 402247; affected data was qualified with "E".
- No other analytical problems were encountered.

**Chemical Oxygen Demand by EPA 410.4 (EPA 410.4):**
No analytical problems were encountered.

**Alkalinity (SM2320B):**
No analytical problems were encountered.

**Sulfide (SM 4500-S2-D):**
No analytical problems were encountered.

**Total Dissolved Solids (TDS) (SM2540C):**
No analytical problems were encountered.

**Chemical Oxygen Demand (EPA 410.4):**
No analytical problems were encountered.

**Ammonia and TKN- Semi-Automated Method (SM 4500-NH3-G):**
No analytical problems were encountered.

**RSK-175 CO2 (RSK-175):**
McCampbell Analytical, Inc. in Pittsburg, CA performed the analysis (see sublab report section for certifications). Please see the McCampbell Analytical, Inc. case narrative.

# ENTHALPY ANALYTICAL

## Chain of Custody Record

Lab No: 558429

Page: 1 of 1

**Turn Around Time (rush by advanced notice only)**

| Standard: | X | 5 Day: | | 3 Day: | |
|---|---|---|---|---|---|
| 2 Day: | | 1 Day: | | Custom TAT: | |


**Enthalpy Analytical**

931 W Barkely Ave, Orange, CA 92868

(714) 771-6900


**Matrix:** A = Air S = Soil/Solid W = Water DW = Drinking Wate SD = Sediment PP = Pure Product SEA = Sea Water SW = Swab T = Tissue WP = Wipe O = Other

**Preservatives:** 1 = $Na_2S_2O_3$ 2 = HCl 3 = $HNO_3$ 4 = $H_2SO_4$ 5 = NaOH 6 = Other

**Sample Receipt Temp:** (lab use only)

| CUSTOMER INFORMATION | | PROJECT INFORMATION | |
|---|---|---|---|
| Company: | Chiquita Canyon Landfill | Name: | Matt Breuer |
| Report To: | Matt Breuer | Number: | 661-257-3655 |
| Email: | Matthew.Breuer@wasteconnections.com | P.O. #: | |
| Address: | 29201 Henry Mayo Drive | Address: | |
| | Castaic, CA, 91384 | | |
| Phone: | 661-257-3655 | Global ID: | L10003464243 |
| Fax: | | Sampled By: | Paul Chang |

| | Sample ID | Sampling Date | Sampling Time | Matrix | Container No. / Size | Pres. | VOCs (EPA 8260B) | 1,4-Dioxane | Alkalinity, total | Bicarbonate as CaCO3 | Ammonia-N, Nitrate-N | COD, Cl, SO4, TDS, TOC | B, Ca, Fe, K, Mg, Mn, Na | Bromide, Fluoride, Sulfide | Carbon dioxide |
|---|---|---|---|---|---|---|---|---|---|---|---|---|---|---|---|
| 1 | DW-1 | 4/28/26 | 746 | GW | 13 | var. | X | X | X | X | X | X | X | X | X |
| 2 | DW-16 | | 852 | | | | X | X | X | X | X | X | X | X | X |
| 3 | DW-3 | | 953 | | | | X | X | X | X | X | X | X | X | X |
| 4 | PZ-4 | | 1058 | | | | X | X | X | X | X | X | X | X | X |
| 5 | QCFB | | 1100 | FB | 3 | | X | | | | | | | | |
| 6 | QCTB | — | — | TB | 2 | | X | | | | | | | | |
| 7 | | | | | | | | | | | | | | | |
| 8 | | | | | | | | | | | | | | | |
| 9 | | | | | | | | | | | | | | | |
| 10 | | | | | | | | | | | | | | | |

**Analysis Request**

**Test Instructions / Comments**

a.m. 4/29/26

~~8.7~~

IRIS

2.9/3.3

2.0/2.4

**Quarterly MPars**

**cc report to:**
**pchang@changenvironmental.com Basic EDD & GeoTracker EDF**

Login 558429

| | Signature | Print Name | Company / Title | Date / Time |
|---|---|---|---|---|
| [1] Relinquished By: | | Paul Chang | CEI | 4/28/26 12:25pm |
| [1] Received By: | | Alice T | EA/NH | 4,28,26 1225pm |
| [2] Relinquished By: | | s | s | 4,29,26 920 |
| [2] Received By: | | GEMA O. | ONTERRIS | 4-29-26 920 |
| [3] Relinquished By: | | GEMA O. | ONTERRIS | 4-29-26 1228 |
| [3] Received By: | | Nicole Mendoza | OL | 4-29-26 1228 |

9x0 4-24-26

5 of 37

Onterris

# SAMPLE RECEIPT CHECKLIST

**Section 1: General Info**

Date Received: 4/28/26 Job#: 558429 Client: CCLF

**Section 2: Shipping / Custody** **Are custody seals present?** ☐ Yes ☑ No

Custody seals intact on arrival? ☐ N/A ☑ Yes ☐ No ☐ On cooler / box ☐ On samples

☐ Courier ☑ Walk-In ☐ Field Sampling ☐ Shipping Info: _____

**Section 3a: Condition / Packaging** ☐ **Outside 0.0 - 6.0°C (0.0 - 10.0°C for microbiology) (PM notified)**

Date Opened 4/28/26 By (initials) AXT Type of ice used: ☑ Wet ☐ Blue/Gel ☐ None

☑ Samples received on ice directly from the field; cooling process had begun. (if checked, skip temperatures)

☐ Sample matrix doesn't require cooling (e.g. air, bulk PCB). (if checked, skip temperatures)

If no cooler: Observed/Corrected Temp (°C): _____ / _____ Thermometer/IR Gun ID: IR03 CF: ±0.8

Cooler Temp (obs/corr) (°C) #1: 19.9/19.1 #2: ____/____ #3: ____/____ #4: ____/____ #5: ____/____ #6: ____/____

**Section 3b: Microbiology Samples** ☑ **No microbiology samples submitted (skip 3b)**

☐ Within temp range 0.0 - 10.0°C or received on ice directly from field.

☐ Adequate headspace for microbiology analysis.

**Section 3c: Air Samples** ☒ **No air samples submitted (skip 3c)**

☐ 1.4L Canisters ☐ 6L Canisters ☐ Tedlar Bags ☐ MCE Cassettes ☐ Sorbent Tubes ☐ Other _____

| **Section 4: Containers / Labels / Samples** | YES | NO | N/A |
|---|---|---|---|
| 1) Were custody papers present, filled properly, and legible? | | | |
| 2) Is the sampler's name present on the CoC? | | | |
| 3) Were containers received in good condition (unbroken / unopened / uncompromised)? | | | |
| 4) Were the samples bagged? (required for microbiology samples; recommended for soil samples) | | | |
| 5) Were all of, and only, the correct samples received? | | | |
| 6) Are sample labels present, legible, and in agreement with the CoC? | | | |
| 7) Does the container count match the CoC? | | | |
| 8) Was sufficient sample volume / mass received for the analyses requested? | | | |
| 9) Were samples received in proper containers for the analyses requested? | | | |
| 10) Were samples received with > 1/2 holding time remaining? | | | |
| 11) Are samples properly preserved as indicated by CoC / labels? | | | |
| 12) Unpreserved VOAs received - If necessary, was the hold time changed in LIMS? | | | |
| 13) Are VOA vials free from headspace/bubbles > 6mm? | | | |

**Section 5: Explanations / Comments**

(If no comments are made, then no discrepancies noted.)

☐ **No additional discrepancies**

**Form Completed By (print):** AXT **(sign):** _____

**Date Labeled:** 4/28/26 **By (print):** AXT **(sign):** _____

Onterris

# SAMPLE RECEIPT CHECKLIST

**Section 1: General Info**
Date Received: 4/29/26 Job#: 558429 Client: WASTECONNECTIONS

**Section 2: Shipping / Custody** **Are custody seals present?** ☐ Yes ■ No
Custody seals intact on arrival? ☒ N/A ☐ Yes ☐ No ☐ On cooler / box ☐ On samples
☒ Courier ☐ Walk-In ☐ Field Sampling ☐ Shipping Info: _____

**Section 3a: Condition / Packaging** ☐ **Outside 0.0 - 6.0°C (0.0 - 10.0°C for microbiology) (PM notified)**
Date Opened 4/29/26 By (initials) GXO Type of ice used: ☒ Wet ☐ Blue/Gel ☐ None
☐ Samples received on ice directly from the field; cooling process had begun. (if checked, skip temperatures)
☐ Sample matrix doesn't require cooling (e.g. air, bulk PCB). (if checked, skip temperatures)
If no cooler: Observed/Corrected Temp (°C): _____ / _____ Thermometer/IR Gun ID: IR15 CF: +0.4
Cooler Temp (obs/corr) (°C) #1: 2.9 / 3.3 #2: 2.0 / 2.4 #3: ____ / ____ #4: ____ / ____ #5: ____ / ____ #6: ____ / ____

**Section 3b: Microbiology Samples** ☒ **No microbiology samples submitted (skip 3b)**
☐ Within temp range 0.0 - 10.0°C or received on ice directly from field.
☐ Adequate headspace for microbiology analysis.

**Section 3c: Air Samples** ☒ **No air samples submitted (skip 3c)**
☐ 1.4L Canisters ☐ 6L Canisters ☐ Tedlar Bags ☐ MCE Cassettes ☐ Sorbent Tubes ☐ Other _____

| **Section 4: Containers / Labels / Samples** | YES | NO | N/A |
|---|---|---|---|
| 1) Were custody papers present, filled properly, and legible? | X | | |
| 2) Is the sampler's name present on the CoC? | X | | |
| 3) Were containers received in good condition (unbroken / unopened / uncompromised)? | X | | |
| 4) Were the samples bagged? (required for microbiology samples; recommended for soil samples) | X | | |
| 5) Were all of, and only, the correct samples received? | X | | |
| 6) Are sample labels present, legible, and in agreement with the CoC? | X | | |
| 7) Does the container count match the CoC? | X | | |
| 8) Was sufficient sample volume / mass received for the analyses requested? | X | | |
| 9) Were samples received in proper containers for the analyses requested? | X | | |
| 10) Were samples received with > 1/2 holding time remaining? | | X | |
| 11) Are samples properly preserved as indicated by CoC / labels? | X | | |
| 12) Unpreserved VOAs received - If necessary, was the hold time changed in LIMS? | | X | |
| 13) Are VOA vials free from headspace/bubbles > 6mm? | X | | |

**Section 5: Explanations / Comments**
(If no comments are made, then no discrepancies noted.)

4.10: Nitrate is received at 1/2 holding time remaining

☐ **No additional discrepancies**

**Form Completed By (print):** NCM **(sign):** _____

**Date Labeled:** 4/28/26 **By (print):** AXT **(sign):** _____

Onterris ENTHALPY ANALYTICAL

# Analysis Results for 558429

Matt Breuer
Waste Connections
Chiquita Canyon Landfill
29201 Henry Mayo Drive
Castaic, CA 91384

Lab Job #: 558429
Project No: GW MONITORING
Location: CCLF Groundwater
Date Received: 04/28/26

**Sample ID: DW-1** **Lab ID: 558429-001** **Collected: 04/28/26 07:46**
**Matrix: Water**

| 558429-001 Analyte | Result | Qual | Units | RL | MDL | DF | Batch | Prepared | Analyzed | Chemist |
|---|---|---|---|---|---|---|---|---|---|---|
| Method: EPA 300.0<br>Prep Method: METHOD | | | | | | | | | | |
| Fluoride | **0.71** | | mg/L | 0.20 | 0.059 | 1 | 402247 | 04/29/26 13:55 | 04/29/26 14:38 | SSN |
| Chloride | **120** | | mg/L | 1.0 | 0.26 | 1 | 402247 | 04/29/26 13:55 | 04/29/26 14:38 | SSN |
| Bromide | **0.31** | | mg/L | 0.30 | 0.061 | 1 | 402247 | 04/29/26 13:55 | 04/29/26 14:38 | SSN |
| Nitrogen, Nitrate | ND | | mg/L | 0.10 | 0.05 | 1 | 402247 | 04/29/26 13:55 | 04/29/26 14:38 | SSN |
| Sulfate | **410** | | mg/L | 10 | 1.8 | 10 | 402247 | 04/29/26 13:55 | 04/29/26 15:00 | SSN |
| Method: EPA 350.1<br>Prep Method: METHOD | | | | | | | | | | |
| Ammonia-N | ND | | mg/L | 0.10 | 0.068 | 1 | 402729 | 05/05/26 | 05/05/26 | CKN |
| Method: EPA 410.4<br>Prep Method: EPA 410.4 | | | | | | | | | | |
| Chemical Oxygen Demand | **5.0** | | mg/L | 4.0 | 2.6 | 1 | 402261 | 04/29/26 | 04/29/26 | AAB |
| Method: EPA 6010B<br>Prep Method: EPA 3015A | | | | | | | | | | |
| Boron | **0.24** | | mg/L | 0.050 | 0.0090 | 1 | 402325 | 04/30/26 | 04/30/26 | SBW |
| Calcium | **69** | | mg/L | 0.10 | 0.0095 | 1 | 402325 | 04/30/26 | 04/30/26 | SBW |
| Iron | ND | | mg/L | 0.050 | 0.017 | 1 | 402325 | 04/30/26 | 04/30/26 | SBW |
| Magnesium | **13** | | mg/L | 0.10 | 0.017 | 1 | 402325 | 04/30/26 | 04/30/26 | SBW |
| Manganese | **0.055** | | mg/L | 0.010 | 0.00075 | 1 | 402325 | 04/30/26 | 04/30/26 | SBW |
| Potassium | **2.7** | | mg/L | 0.50 | 0.20 | 1 | 402325 | 04/30/26 | 04/30/26 | SBW |
| Sodium | **250** | | mg/L | 0.50 | 0.017 | 1 | 402325 | 04/30/26 | 04/30/26 | SBW |
| Method: EPA 8260B<br>Prep Method: EPA 5030B | | | | | | | | | | |
| Freon 12 | ND | | ug/L | 1.0 | 0.1 | 1 | 402418 | 04/30/26 | 04/30/26 | LYZ |
| Chloromethane | ND | | ug/L | 1.0 | 0.2 | 1 | 402418 | 04/30/26 | 04/30/26 | LYZ |
| Vinyl Chloride | ND | | ug/L | 0.5 | 0.1 | 1 | 402418 | 04/30/26 | 04/30/26 | LYZ |
| 1,1-Dichloroethene | ND | | ug/L | 0.5 | 0.08 | 1 | 402418 | 04/30/26 | 04/30/26 | LYZ |
| Methylene Chloride | ND | | ug/L | 10 | 0.2 | 1 | 402418 | 04/30/26 | 04/30/26 | LYZ |
| 1,1-Dichloroethane | ND | | ug/L | 0.5 | 0.1 | 1 | 402418 | 04/30/26 | 04/30/26 | LYZ |
| cis-1,2-Dichloroethene | ND | | ug/L | 0.5 | 0.09 | 1 | 402418 | 04/30/26 | 04/30/26 | LYZ |
| 1,2-Dichloroethane | ND | | ug/L | 0.5 | 0.1 | 1 | 402418 | 04/30/26 | 04/30/26 | LYZ |
| Benzene | ND | | ug/L | 0.5 | 0.1 | 1 | 402418 | 04/30/26 | 04/30/26 | LYZ |
| Trichloroethene | ND | | ug/L | 0.5 | 0.1 | 1 | 402418 | 04/30/26 | 04/30/26 | LYZ |
| Tetrachloroethene | **0.2** | J | ug/L | 0.5 | 0.1 | 1 | 402418 | 04/30/26 | 04/30/26 | LYZ |
| 1,4-Dichlorobenzene | ND | | ug/L | 0.5 | 0.2 | 1 | 402418 | 04/30/26 | 04/30/26 | LYZ |
| **Surrogates** | | | | **Limits** | | | | | | |
| Dibromofluoromethane | 96% | | %REC | 70-130 | | 1 | 402418 | 04/30/26 | 04/30/26 | LYZ |
| 1,2-Dichloroethane-d4 | 103% | | %REC | 70-130 | | 1 | 402418 | 04/30/26 | 04/30/26 | LYZ |
| Toluene-d8 | 95% | | %REC | 70-130 | | 1 | 402418 | 04/30/26 | 04/30/26 | LYZ |
| Bromofluorobenzene | 101% | | %REC | 70-130 | | 1 | 402418 | 04/30/26 | 04/30/26 | LYZ |



Results for any subcontracted analyses are not included in this section.

# Analysis Results for 558429

| 558429-001 Analyte | Result | Qual | Units | RL | MDL | DF | Batch | Prepared | Analyzed | Chemist |
|---|---|---|---|---|---|---|---|---|---|---|
| Method: EPA 8270C-SIM<br>Prep Method: EPA 3535 | | | | | | | | | | |
| 1,4-Dioxane | ND | | ug/L | 1.0 | 0.84 | 1 | 402792 | 05/05/26 | 05/06/26 | TJW |
| **Surrogates** | | | | **Limits** | | | | | | |
| 1,4-Dioxane-d8 (SUR) | 104% | | %REC | 80-120 | | 1 | 402792 | 05/05/26 | 05/06/26 | TJW |
| Method: SM 4500-S2-D<br>Prep Method: METHOD | | | | | | | | | | |
| Sulfide | ND | | mg/L | 0.10 | | 1 | 402268 | 04/29/26 | 04/29/26 | TXC |
| Method: SM 5310B<br>Prep Method: SM 5310B | | | | | | | | | | |
| Total Organic Carbon | **2.1** | | mg/L | 1.0 | 0.49 | 1 | 402459 | 05/01/26 | 05/01/26 | ARM |
| Method: SM2320B<br>Prep Method: METHOD | | | | | | | | | | |
| Alkalinity, Bicarbonate, as CaCO3 | **200** | | mg/L | 5.0 | | 2.5 | 402659 | 05/04/26 | 05/04/26 | WWC |
| Alkalinity, Total as CaCO3 | **200** | | mg/L | 5.0 | | 2.5 | 402659 | 05/04/26 | 05/04/26 | WWC |
| Method: SM2540C<br>Prep Method: METHOD | | | | | | | | | | |
| Total Dissolved Solids | **990** | | mg/L | 20 | | 2 | 402594 | 05/03/26 | 05/04/26 | JAG |



Results for any subcontracted analyses are not included in this section.

Onterris ENTHALPY ANALYTICAL

# Analysis Results for 558429

| Sample ID: DW-16 | Lab ID: 558429-002 | Collected: 04/28/26 08:52 |
|---|---|---|
| | Matrix: Water | |

| 558429-002 Analyte | Result | Qual | Units | RL | MDL | DF | Batch | Prepared | Analyzed | Chemist |
|---|---|---|---|---|---|---|---|---|---|---|
| Method: EPA 300.0<br>Prep Method: METHOD | | | | | | | | | | |
| Fluoride | **0.41** | | mg/L | 0.20 | 0.059 | 1 | 402247 | 04/29/26 13:55 | 04/29/26 15:22 | SSN |
| Chloride | **110** | | mg/L | 1.0 | 0.26 | 1 | 402247 | 04/29/26 13:55 | 04/29/26 15:22 | SSN |
| Bromide | **0.23** | J | mg/L | 0.30 | 0.061 | 1 | 402247 | 04/29/26 13:55 | 04/29/26 15:22 | SSN |
| Nitrogen, Nitrate | **2.1** | | mg/L | 0.10 | 0.05 | 1 | 402247 | 04/29/26 13:55 | 04/29/26 15:22 | SSN |
| Sulfate | **200** | | mg/L | 10 | 1.8 | 10 | 402247 | 04/29/26 13:55 | 04/29/26 15:44 | SSN |
| Method: EPA 350.1<br>Prep Method: METHOD | | | | | | | | | | |
| Ammonia-N | ND | | mg/L | 0.10 | 0.068 | 1 | 402729 | 05/05/26 | 05/05/26 | CKN |
| Method: EPA 410.4<br>Prep Method: EPA 410.4 | | | | | | | | | | |
| Chemical Oxygen Demand | ND | | mg/L | 4.0 | 2.6 | 1 | 402261 | 04/29/26 | 04/29/26 | AAB |
| Method: EPA 6010B<br>Prep Method: EPA 3015A | | | | | | | | | | |
| Boron | **0.14** | | mg/L | 0.050 | 0.0090 | 1 | 402325 | 04/30/26 | 04/30/26 | SBW |
| Calcium | **7.1** | | mg/L | 0.10 | 0.0095 | 1 | 402325 | 04/30/26 | 04/30/26 | SBW |
| Iron | ND | | mg/L | 0.050 | 0.017 | 1 | 402325 | 04/30/26 | 04/30/26 | SBW |
| Magnesium | **0.51** | | mg/L | 0.10 | 0.017 | 1 | 402325 | 04/30/26 | 04/30/26 | SBW |
| Manganese | ND | | mg/L | 0.010 | 0.00075 | 1 | 402325 | 04/30/26 | 04/30/26 | SBW |
| Potassium | **0.95** | | mg/L | 0.50 | 0.20 | 1 | 402325 | 04/30/26 | 04/30/26 | SBW |
| Sodium | **250** | | mg/L | 0.50 | 0.017 | 1 | 402325 | 04/30/26 | 04/30/26 | SBW |
| Method: EPA 8260B<br>Prep Method: EPA 5030B | | | | | | | | | | |
| Freon 12 | **0.1** | J | ug/L | 1.0 | 0.1 | 1 | 402418 | 04/30/26 | 04/30/26 | HMN |
| Chloromethane | ND | | ug/L | 1.0 | 0.2 | 1 | 402418 | 04/30/26 | 04/30/26 | HMN |
| Vinyl Chloride | ND | | ug/L | 0.5 | 0.1 | 1 | 402418 | 04/30/26 | 04/30/26 | HMN |
| 1,1-Dichloroethene | ND | | ug/L | 0.5 | 0.08 | 1 | 402418 | 04/30/26 | 04/30/26 | HMN |
| Methylene Chloride | **0.3** | J | ug/L | 10 | 0.2 | 1 | 402418 | 04/30/26 | 04/30/26 | HMN |
| 1,1-Dichloroethane | **1.0** | | ug/L | 0.5 | 0.1 | 1 | 402418 | 04/30/26 | 04/30/26 | HMN |
| cis-1,2-Dichloroethene | **0.8** | | ug/L | 0.5 | 0.09 | 1 | 402418 | 04/30/26 | 04/30/26 | HMN |
| 1,2-Dichloroethane | ND | | ug/L | 0.5 | 0.1 | 1 | 402418 | 04/30/26 | 04/30/26 | HMN |
| Benzene | **0.2** | J | ug/L | 0.5 | 0.1 | 1 | 402418 | 04/30/26 | 04/30/26 | HMN |
| Trichloroethene | **0.6** | | ug/L | 0.5 | 0.1 | 1 | 402418 | 04/30/26 | 04/30/26 | HMN |
| Tetrachloroethene | **0.6** | | ug/L | 0.5 | 0.1 | 1 | 402418 | 04/30/26 | 04/30/26 | HMN |
| 1,4-Dichlorobenzene | **0.2** | J | ug/L | 0.5 | 0.2 | 1 | 402418 | 04/30/26 | 04/30/26 | HMN |
| **Surrogates** | | | | **Limits** | | | | | | |
| Dibromofluoromethane | 96% | | %REC | 70-130 | | 1 | 402418 | 04/30/26 | 04/30/26 | HMN |
| 1,2-Dichloroethane-d4 | 107% | | %REC | 70-130 | | 1 | 402418 | 04/30/26 | 04/30/26 | HMN |
| Toluene-d8 | 96% | | %REC | 70-130 | | 1 | 402418 | 04/30/26 | 04/30/26 | HMN |
| Bromofluorobenzene | 99% | | %REC | 70-130 | | 1 | 402418 | 04/30/26 | 04/30/26 | HMN |
| Method: EPA 8270C-SIM<br>Prep Method: EPA 3535 | | | | | | | | | | |
| 1,4-Dioxane | ND | | ug/L | 1.0 | 0.84 | 1 | 402792 | 05/05/26 | 05/06/26 | TJW |
| **Surrogates** | | | | **Limits** | | | | | | |
| 1,4-Dioxane-d8 (SUR) | 99% | | %REC | 80-120 | | 1 | 402792 | 05/05/26 | 05/06/26 | TJW |



Results for any subcontracted analyses are not included in this section.

# Analysis Results for 558429

| 558429-002 Analyte | Result | Qual | Units | RL | MDL | DF | Batch | Prepared | Analyzed | Chemist |
|---|---|---|---|---|---|---|---|---|---|---|
| Method: SM 4500-S2-D<br>Prep Method: METHOD | | | | | | | | | | |
| Sulfide | ND | | mg/L | 0.10 | | 1 | 402268 | 04/29/26 | 04/29/26 | TXC |
| Method: SM 5310B<br>Prep Method: SM 5310B | | | | | | | | | | |
| Total Organic Carbon | **0.93** | J | mg/L | 1.0 | 0.49 | 1 | 402459 | 05/01/26 | 05/01/26 | ARM |
| Method: SM2320B<br>Prep Method: METHOD | | | | | | | | | | |
| Alkalinity, Bicarbonate, as CaCO3 | **220** | | mg/L | 5.0 | | 2.5 | 402659 | 05/04/26 | 05/04/26 | WWC |
| Alkalinity, Total as CaCO3 | **240** | | mg/L | 5.0 | | 2.5 | 402659 | 05/04/26 | 05/04/26 | WWC |
| Method: SM2540C<br>Prep Method: METHOD | | | | | | | | | | |
| Total Dissolved Solids | **730** | | mg/L | 20 | | 2 | 402594 | 05/03/26 | 05/04/26 | JAG |



Results for any subcontracted analyses are not included in this section.

Onterris ENTHALPY ANALYTICAL

# Analysis Results for 558429

| Sample ID: DW-3 | Lab ID: 558429-003 | Collected: 04/28/26 09:53 |
|---|---|---|
| | Matrix: Water | |

| 558429-003 Analyte | Result | Qual | Units | RL | MDL | DF | Batch | Prepared | Analyzed | Chemist |
|---|---|---|---|---|---|---|---|---|---|---|
| Method: EPA 300.0<br>Prep Method: METHOD | | | | | | | | | | |
| Fluoride | **0.52** | | mg/L | 0.20 | 0.059 | 1 | 402247 | 04/29/26 13:55 | 04/29/26 16:05 | SSN |
| Chloride | **63** | | mg/L | 1.0 | 0.26 | 1 | 402247 | 04/29/26 13:55 | 04/29/26 16:05 | SSN |
| Bromide | **0.20** | J | mg/L | 0.30 | 0.061 | 1 | 402247 | 04/29/26 13:55 | 04/29/26 16:05 | SSN |
| Nitrogen, Nitrate | **4.4** | | mg/L | 0.10 | 0.05 | 1 | 402247 | 04/29/26 13:55 | 04/29/26 16:05 | SSN |
| Sulfate | **95** | | mg/L | 1.0 | 0.18 | 1 | 402247 | 04/29/26 13:55 | 04/29/26 16:05 | SSN |
| Method: EPA 350.1<br>Prep Method: METHOD | | | | | | | | | | |
| Ammonia-N | ND | | mg/L | 0.10 | 0.068 | 1 | 402729 | 05/05/26 | 05/05/26 | CKN |
| Method: EPA 410.4<br>Prep Method: EPA 410.4 | | | | | | | | | | |
| Chemical Oxygen Demand | **3.0** | J | mg/L | 4.0 | 2.6 | 1 | 402261 | 04/29/26 | 04/29/26 | AAB |
| Method: EPA 6010B<br>Prep Method: EPA 3015A | | | | | | | | | | |
| Boron | **0.34** | | mg/L | 0.050 | 0.0090 | 1 | 402325 | 04/30/26 | 04/30/26 | SBW |
| Calcium | **45** | | mg/L | 0.10 | 0.0095 | 1 | 402325 | 04/30/26 | 04/30/26 | SBW |
| Iron | ND | | mg/L | 0.050 | 0.017 | 1 | 402325 | 04/30/26 | 04/30/26 | SBW |
| Magnesium | **5.6** | | mg/L | 0.10 | 0.017 | 1 | 402325 | 04/30/26 | 04/30/26 | SBW |
| Manganese | **0.0013** | J | mg/L | 0.010 | 0.00075 | 1 | 402325 | 04/30/26 | 04/30/26 | SBW |
| Potassium | **1.8** | | mg/L | 0.50 | 0.20 | 1 | 402325 | 04/30/26 | 04/30/26 | SBW |
| Sodium | **140** | | mg/L | 0.50 | 0.017 | 1 | 402325 | 04/30/26 | 04/30/26 | SBW |
| Method: EPA 8260B<br>Prep Method: EPA 5030B | | | | | | | | | | |
| Freon 12 | **4.3** | | ug/L | 1.0 | 0.1 | 1 | 402418 | 05/01/26 | 05/01/26 | HMN |
| Chloromethane | ND | | ug/L | 1.0 | 0.2 | 1 | 402418 | 05/01/26 | 05/01/26 | HMN |
| Vinyl Chloride | ND | | ug/L | 0.5 | 0.1 | 1 | 402418 | 05/01/26 | 05/01/26 | HMN |
| 1,1-Dichloroethene | ND | | ug/L | 0.5 | 0.08 | 1 | 402418 | 05/01/26 | 05/01/26 | HMN |
| Methylene Chloride | ND | | ug/L | 10 | 0.2 | 1 | 402418 | 05/01/26 | 05/01/26 | HMN |
| 1,1-Dichloroethane | **0.3** | J | ug/L | 0.5 | 0.1 | 1 | 402418 | 05/01/26 | 05/01/26 | HMN |
| cis-1,2-Dichloroethene | ND | | ug/L | 0.5 | 0.09 | 1 | 402418 | 05/01/26 | 05/01/26 | HMN |
| 1,2-Dichloroethane | ND | | ug/L | 0.5 | 0.1 | 1 | 402418 | 05/01/26 | 05/01/26 | HMN |
| Benzene | ND | | ug/L | 0.5 | 0.1 | 1 | 402418 | 05/01/26 | 05/01/26 | HMN |
| Trichloroethene | **0.2** | J | ug/L | 0.5 | 0.1 | 1 | 402418 | 05/01/26 | 05/01/26 | HMN |
| Tetrachloroethene | **1.7** | | ug/L | 0.5 | 0.1 | 1 | 402418 | 05/01/26 | 05/01/26 | HMN |
| 1,4-Dichlorobenzene | ND | | ug/L | 0.5 | 0.2 | 1 | 402418 | 05/01/26 | 05/01/26 | HMN |
| **Surrogates** | | | | **Limits** | | | | | | |
| Dibromofluoromethane | 95% | | %REC | 70-130 | | 1 | 402418 | 05/01/26 | 05/01/26 | HMN |
| 1,2-Dichloroethane-d4 | 107% | | %REC | 70-130 | | 1 | 402418 | 05/01/26 | 05/01/26 | HMN |
| Toluene-d8 | 94% | | %REC | 70-130 | | 1 | 402418 | 05/01/26 | 05/01/26 | HMN |
| Bromofluorobenzene | 102% | | %REC | 70-130 | | 1 | 402418 | 05/01/26 | 05/01/26 | HMN |
| Method: EPA 8270C-SIM<br>Prep Method: EPA 3535 | | | | | | | | | | |
| 1,4-Dioxane | ND | H | ug/L | 1.0 | 0.84 | 1 | 403271 | 05/10/26 | 05/10/26 | MSS |
| **Surrogates** | | | | **Limits** | | | | | | |
| 1,4-Dioxane-d8 (SUR) | 99% | H | %REC | 80-120 | | 1 | 403271 | 05/10/26 | 05/10/26 | MSS |



Results for any subcontracted analyses are not included in this section.

# Analysis Results for 558429

| 558429-003 Analyte | Result | Qual | Units | RL | MDL | DF | Batch | Prepared | Analyzed | Chemist |
|---|---|---|---|---|---|---|---|---|---|---|
| Method: SM 4500-S2-D<br>Prep Method: METHOD | | | | | | | | | | |
| Sulfide | ND | | mg/L | 0.10 | | 1 | 402268 | 04/29/26 | 04/29/26 | TXC |
| Method: SM 5310B<br>Prep Method: SM 5310B | | | | | | | | | | |
| Total Organic Carbon | **1.7** | | mg/L | 1.0 | 0.49 | 1 | 402459 | 05/01/26 | 05/01/26 | ARM |
| Method: SM2320B<br>Prep Method: METHOD | | | | | | | | | | |
| Alkalinity, Bicarbonate, as CaCO3 | **250** | | mg/L | 5.0 | | 2.5 | 402659 | 05/04/26 | 05/04/26 | WWC |
| Alkalinity, Total as CaCO3 | **250** | | mg/L | 5.0 | | 2.5 | 402659 | 05/04/26 | 05/04/26 | WWC |
| Method: SM2540C<br>Prep Method: METHOD | | | | | | | | | | |
| Total Dissolved Solids | **520** | | mg/L | 20 | | 2 | 402594 | 05/03/26 | 05/04/26 | JAG |



Results for any subcontracted analyses are not included in this section.

Onterris ENTHALPY ANALYTICAL

# Analysis Results for 558429

| Sample ID: PZ-4 | Lab ID: 558429-004 | Collected: 04/28/26 10:58 |
|---|---|---|
| | Matrix: Water | |

| 558429-004 Analyte | Result | Qual | Units | RL | MDL | DF | Batch | Prepared | Analyzed | Chemist |
|---|---|---|---|---|---|---|---|---|---|---|
| Method: EPA 300.0<br>Prep Method: METHOD | | | | | | | | | | |
| Fluoride | **0.51** | | mg/L | 0.20 | 0.059 | 1 | 402247 | 04/29/26 13:55 | 04/29/26 16:49 | SSN |
| Chloride | **58** | | mg/L | 1.0 | 0.26 | 1 | 402247 | 04/29/26 13:55 | 04/29/26 16:49 | SSN |
| Bromide | **0.14** | J | mg/L | 0.30 | 0.061 | 1 | 402247 | 04/29/26 13:55 | 04/29/26 16:49 | SSN |
| Nitrogen, Nitrate | **1.1** | | mg/L | 0.10 | 0.05 | 1 | 402247 | 04/29/26 13:55 | 04/29/26 16:49 | SSN |
| Sulfate | **120** | | mg/L | 10 | 1.8 | 10 | 402247 | 04/29/26 13:55 | 04/29/26 17:11 | SSN |
| Method: EPA 350.1<br>Prep Method: METHOD | | | | | | | | | | |
| Ammonia-N | ND | | mg/L | 0.10 | 0.068 | 1 | 402729 | 05/05/26 | 05/05/26 | CKN |
| Method: EPA 410.4<br>Prep Method: EPA 410.4 | | | | | | | | | | |
| Chemical Oxygen Demand | **17** | | mg/L | 4.0 | 2.6 | 1 | 402261 | 04/29/26 | 04/29/26 | AAB |
| Method: EPA 6010B<br>Prep Method: EPA 3015A | | | | | | | | | | |
| Boron | **0.38** | | mg/L | 0.050 | 0.0090 | 1 | 402325 | 04/30/26 | 04/30/26 | SBW |
| Calcium | **54** | | mg/L | 0.10 | 0.0095 | 1 | 402325 | 04/30/26 | 04/30/26 | SBW |
| Iron | **0.046** | J | mg/L | 0.050 | 0.017 | 1 | 402325 | 04/30/26 | 04/30/26 | SBW |
| Magnesium | **10** | | mg/L | 0.10 | 0.017 | 1 | 402325 | 04/30/26 | 04/30/26 | SBW |
| Manganese | **0.0013** | J | mg/L | 0.010 | 0.00075 | 1 | 402325 | 04/30/26 | 04/30/26 | SBW |
| Potassium | **2.3** | | mg/L | 0.50 | 0.20 | 1 | 402325 | 04/30/26 | 04/30/26 | SBW |
| Sodium | **190** | | mg/L | 0.50 | 0.017 | 1 | 402325 | 04/30/26 | 04/30/26 | SBW |
| Method: EPA 8260B<br>Prep Method: EPA 5030B | | | | | | | | | | |
| Freon 12 | **0.4** | J | ug/L | 1.0 | 0.1 | 1 | 402418 | 05/01/26 | 05/01/26 | HMN |
| Chloromethane | ND | | ug/L | 1.0 | 0.2 | 1 | 402418 | 05/01/26 | 05/01/26 | HMN |
| Vinyl Chloride | ND | | ug/L | 0.5 | 0.1 | 1 | 402418 | 05/01/26 | 05/01/26 | HMN |
| 1,1-Dichloroethene | ND | | ug/L | 0.5 | 0.08 | 1 | 402418 | 05/01/26 | 05/01/26 | HMN |
| Methylene Chloride | ND | | ug/L | 10 | 0.2 | 1 | 402418 | 05/01/26 | 05/01/26 | HMN |
| 1,1-Dichloroethane | ND | | ug/L | 0.5 | 0.1 | 1 | 402418 | 05/01/26 | 05/01/26 | HMN |
| cis-1,2-Dichloroethene | ND | | ug/L | 0.5 | 0.09 | 1 | 402418 | 05/01/26 | 05/01/26 | HMN |
| 1,2-Dichloroethane | ND | | ug/L | 0.5 | 0.1 | 1 | 402418 | 05/01/26 | 05/01/26 | HMN |
| Benzene | ND | | ug/L | 0.5 | 0.1 | 1 | 402418 | 05/01/26 | 05/01/26 | HMN |
| Trichloroethene | ND | | ug/L | 0.5 | 0.1 | 1 | 402418 | 05/01/26 | 05/01/26 | HMN |
| Tetrachloroethene | ND | | ug/L | 0.5 | 0.1 | 1 | 402418 | 05/01/26 | 05/01/26 | HMN |
| 1,4-Dichlorobenzene | ND | | ug/L | 0.5 | 0.2 | 1 | 402418 | 05/01/26 | 05/01/26 | HMN |
| **Surrogates** | | | | **Limits** | | | | | | |
| Dibromofluoromethane | 96% | | %REC | 70-130 | | 1 | 402418 | 05/01/26 | 05/01/26 | HMN |
| 1,2-Dichloroethane-d4 | 109% | | %REC | 70-130 | | 1 | 402418 | 05/01/26 | 05/01/26 | HMN |
| Toluene-d8 | 94% | | %REC | 70-130 | | 1 | 402418 | 05/01/26 | 05/01/26 | HMN |
| Bromofluorobenzene | 99% | | %REC | 70-130 | | 1 | 402418 | 05/01/26 | 05/01/26 | HMN |
| Method: EPA 8270C-SIM<br>Prep Method: EPA 3535 | | | | | | | | | | |
| 1,4-Dioxane | ND | | ug/L | 1.0 | 0.84 | 1 | 402792 | 05/05/26 | 05/09/26 | ZFA |
| **Surrogates** | | | | **Limits** | | | | | | |
| 1,4-Dioxane-d8 (SUR) | 100% | | %REC | 80-120 | | 1 | 402792 | 05/05/26 | 05/09/26 | ZFA |



Results for any subcontracted analyses are not included in this section.

# Analysis Results for 558429

| 558429-004 Analyte | Result | Qual | Units | RL | MDL | DF | Batch | Prepared | Analyzed | Chemist |
|---|---|---|---|---|---|---|---|---|---|---|
| Method: SM 4500-S2-D<br>Prep Method: METHOD | | | | | | | | | | |
| Sulfide | ND | | mg/L | 0.10 | | 1 | 402268 | 04/29/26 | 04/29/26 | TXC |
| Method: SM 5310B<br>Prep Method: SM 5310B | | | | | | | | | | |
| Total Organic Carbon | **7.5** | | mg/L | 1.0 | 0.49 | 1 | 402459 | 05/01/26 | 05/01/26 | ARM |
| Method: SM2320B<br>Prep Method: METHOD | | | | | | | | | | |
| Alkalinity, Bicarbonate, as CaCO3 | **400** | | mg/L | 5.0 | | 2.5 | 402659 | 05/04/26 | 05/04/26 | WWC |
| Alkalinity, Total as CaCO3 | **400** | | mg/L | 5.0 | | 2.5 | 402659 | 05/04/26 | 05/04/26 | WWC |
| Method: SM2540C<br>Prep Method: METHOD | | | | | | | | | | |
| Total Dissolved Solids | **710** | | mg/L | 20 | | 2 | 402594 | 05/03/26 | 05/04/26 | JAG |

**Sample ID: QCFB** **Lab ID: 558429-005** **Collected: 04/28/26 11:00**
**Matrix: Water**

| 558429-005 Analyte | Result | Qual | Units | RL | MDL | DF | Batch | Prepared | Analyzed | Chemist |
|---|---|---|---|---|---|---|---|---|---|---|
| Method: EPA 8260B<br>Prep Method: EPA 5030B | | | | | | | | | | |
| Freon 12 | ND | | ug/L | 1.0 | 0.1 | 1 | 402418 | 05/01/26 | 05/01/26 | HMN |
| Chloromethane | ND | | ug/L | 1.0 | 0.2 | 1 | 402418 | 05/01/26 | 05/01/26 | HMN |
| Vinyl Chloride | ND | | ug/L | 0.5 | 0.1 | 1 | 402418 | 05/01/26 | 05/01/26 | HMN |
| 1,1-Dichloroethene | ND | | ug/L | 0.5 | 0.08 | 1 | 402418 | 05/01/26 | 05/01/26 | HMN |
| Methylene Chloride | **0.4** | J | ug/L | 10 | 0.2 | 1 | 402418 | 05/01/26 | 05/01/26 | HMN |
| 1,1-Dichloroethane | ND | | ug/L | 0.5 | 0.1 | 1 | 402418 | 05/01/26 | 05/01/26 | HMN |
| cis-1,2-Dichloroethene | ND | | ug/L | 0.5 | 0.09 | 1 | 402418 | 05/01/26 | 05/01/26 | HMN |
| 1,2-Dichloroethane | ND | | ug/L | 0.5 | 0.1 | 1 | 402418 | 05/01/26 | 05/01/26 | HMN |
| Benzene | ND | | ug/L | 0.5 | 0.1 | 1 | 402418 | 05/01/26 | 05/01/26 | HMN |
| Trichloroethene | ND | | ug/L | 0.5 | 0.1 | 1 | 402418 | 05/01/26 | 05/01/26 | HMN |
| Tetrachloroethene | ND | | ug/L | 0.5 | 0.1 | 1 | 402418 | 05/01/26 | 05/01/26 | HMN |
| 1,4-Dichlorobenzene | ND | | ug/L | 0.5 | 0.2 | 1 | 402418 | 05/01/26 | 05/01/26 | HMN |
| **Surrogates** | | | | **Limits** | | | | | | |
| Dibromofluoromethane | 95% | | %REC | 70-130 | | 1 | 402418 | 05/01/26 | 05/01/26 | HMN |
| 1,2-Dichloroethane-d4 | 106% | | %REC | 70-130 | | 1 | 402418 | 05/01/26 | 05/01/26 | HMN |
| Toluene-d8 | 96% | | %REC | 70-130 | | 1 | 402418 | 05/01/26 | 05/01/26 | HMN |
| Bromofluorobenzene | 102% | | %REC | 70-130 | | 1 | 402418 | 05/01/26 | 05/01/26 | HMN |



Results for any subcontracted analyses are not included in this section.

# Analysis Results for 558429

| Sample ID: QCTB | Lab ID: 558429-006 | Collected: 04/28/26 |
|---|---|---|
| | Matrix: Water | |

| 558429-006 Analyte | Result | Qual | Units | RL | MDL | DF | Batch | Prepared | Analyzed | Chemist |
|---|---|---|---|---|---|---|---|---|---|---|
| Method: EPA 8260B<br>Prep Method: EPA 5030B | | | | | | | | | | |
| Freon 12 | ND | | ug/L | 1.0 | 0.1 | 1 | 402418 | 05/01/26 | 05/01/26 | HMN |
| Chloromethane | ND | | ug/L | 1.0 | 0.2 | 1 | 402418 | 05/01/26 | 05/01/26 | HMN |
| Vinyl Chloride | ND | | ug/L | 0.5 | 0.1 | 1 | 402418 | 05/01/26 | 05/01/26 | HMN |
| 1,1-Dichloroethene | ND | | ug/L | 0.5 | 0.08 | 1 | 402418 | 05/01/26 | 05/01/26 | HMN |
| Methylene Chloride | **0.4** | J | ug/L | 10 | 0.2 | 1 | 402418 | 05/01/26 | 05/01/26 | HMN |
| 1,1-Dichloroethane | ND | | ug/L | 0.5 | 0.1 | 1 | 402418 | 05/01/26 | 05/01/26 | HMN |
| cis-1,2-Dichloroethene | ND | | ug/L | 0.5 | 0.09 | 1 | 402418 | 05/01/26 | 05/01/26 | HMN |
| 1,2-Dichloroethane | ND | | ug/L | 0.5 | 0.1 | 1 | 402418 | 05/01/26 | 05/01/26 | HMN |
| Benzene | ND | | ug/L | 0.5 | 0.1 | 1 | 402418 | 05/01/26 | 05/01/26 | HMN |
| Trichloroethene | ND | | ug/L | 0.5 | 0.1 | 1 | 402418 | 05/01/26 | 05/01/26 | HMN |
| Tetrachloroethene | ND | | ug/L | 0.5 | 0.1 | 1 | 402418 | 05/01/26 | 05/01/26 | HMN |
| 1,4-Dichlorobenzene | ND | | ug/L | 0.5 | 0.2 | 1 | 402418 | 05/01/26 | 05/01/26 | HMN |
| **Surrogates** | | | | **Limits** | | | | | | |
| Dibromofluoromethane | 98% | | %REC | 70-130 | | 1 | 402418 | 05/01/26 | 05/01/26 | HMN |
| 1,2-Dichloroethane-d4 | 108% | | %REC | 70-130 | | 1 | 402418 | 05/01/26 | 05/01/26 | HMN |
| Toluene-d8 | 94% | | %REC | 70-130 | | 1 | 402418 | 05/01/26 | 05/01/26 | HMN |
| Bromofluorobenzene | 101% | | %REC | 70-130 | | 1 | 402418 | 05/01/26 | 05/01/26 | HMN |

H Holding time was exceeded
J Estimated value
ND Not Detected



Results for any subcontracted analyses are not included in this section.

Onterris ENTHALPY ANALYTICAL

# Batch QC

| | | | | | |
|---|---|---|---|---|---|
| **Type:** | **Blank** | **Lab ID:** | **QC1365259** | **Batch:** | **402247** |
| **Matrix:** | **Water** | **Method:** | **EPA 300.0** | **Prep Method:** | **METHOD** |

| QC1365259 Analyte | Result | Qual | Units | RL | MDL | Prepared | Analyzed |
|---|---|---|---|---|---|---|---|
| Fluoride | ND | | mg/L | 0.20 | 0.059 | 04/29/26 13:55 | 04/29/26 13:55 |
| Chloride | ND | | mg/L | 1.0 | 0.26 | 04/29/26 13:55 | 04/29/26 13:55 |
| Bromide | ND | | mg/L | 0.30 | 0.061 | 04/29/26 13:55 | 04/29/26 13:55 |
| Nitrogen, Nitrate | ND | | mg/L | 0.10 | 0.05 | 04/29/26 13:55 | 04/29/26 13:55 |
| Sulfate | ND | | mg/L | 1.0 | 0.18 | 04/29/26 13:55 | 04/29/26 13:55 |

| | | | | | |
|---|---|---|---|---|---|
| **Type:** | **Lab Control Sample** | **Lab ID:** | **QC1365260** | **Batch:** | **402247** |
| **Matrix:** | **Water** | **Method:** | **EPA 300.0** | **Prep Method:** | **METHOD** |

| QC1365260 Analyte | Result | Spiked | Units | Recovery | Qual | Limits |
|---|---|---|---|---|---|---|
| Fluoride | 10.64 | 10.00 | mg/L | 106% | | 90-110 |
| Chloride | 48.30 | 50.00 | mg/L | 97% | | 90-110 |
| Bromide | 15.01 | 15.00 | mg/L | 100% | | 90-110 |
| Nitrogen, Nitrate | 4.570 | 4.518 | mg/L | 101% | | 90-110 |
| Sulfate | 25.89 | 25.00 | mg/L | 104% | | 90-110 |

| | | | | | |
|---|---|---|---|---|---|
| **Type:** | **Matrix Spike** | **Lab ID:** | **QC1365333** | **Batch:** | **402247** |
| **Matrix (Source ID):** | **Water (558528-004)** | **Method:** | **EPA 300.0** | **Prep Method:** | **METHOD** |

| QC1365333 Analyte | Result | Source Sample Result | Spiked | Units | Recovery | Qual | Limits | DF |
|---|---|---|---|---|---|---|---|---|
| Fluoride | 21.62 | 0.2254 | 20.00 | mg/L | 107% | | 80-129 | 1 |
| Chloride | 280.7 | 199.2 | 100.0 | mg/L | 82% | E | 80-123 | 1 |
| Bromide | 16.79 | 1.278 | 15.00 | mg/L | 103% | | 80-121 | 1 |
| Nitrogen, Nitrate | 9.555 | ND | 9.036 | mg/L | 106% | | 80-123 | 1 |
| Sulfate | 66.40 | 15.12 | 50.00 | mg/L | 103% | | 79-124 | 1 |

| | | | | | |
|---|---|---|---|---|---|
| **Type:** | **Matrix Spike Duplicate** | **Lab ID:** | **QC1365334** | **Batch:** | **402247** |
| **Matrix (Source ID):** | **Water (558528-004)** | **Method:** | **EPA 300.0** | **Prep Method:** | **METHOD** |

| QC1365334 Analyte | Result | Source Sample Result | Spiked | Units | Recovery | Qual | Limits | RPD | RPD Lim | DF |
|---|---|---|---|---|---|---|---|---|---|---|
| Fluoride | 21.17 | 0.2254 | 20.00 | mg/L | 105% | | 80-129 | 2 | 21 | 1 |
| Chloride | 279.2 | 199.2 | 100.0 | mg/L | 80% | E | 80-123 | | 20 | 1 |
| Bromide | 16.48 | 1.278 | 15.00 | mg/L | 101% | | 80-121 | 2 | 20 | 1 |
| Nitrogen, Nitrate | 9.362 | ND | 9.036 | mg/L | 104% | | 80-123 | 2 | 20 | 1 |
| Sulfate | 65.32 | 15.12 | 50.00 | mg/L | 100% | | 79-124 | 2 | 20 | 1 |

| | | | | | |
|---|---|---|---|---|---|
| **Type:** | **Blank** | **Lab ID:** | **QC1367032** | **Batch:** | **402729** |
| **Matrix:** | **Water** | **Method:** | **EPA 350.1** | **Prep Method:** | **METHOD** |

| QC1367032 Analyte | Result | Qual | Units | RL | MDL | Prepared | Analyzed |
|---|---|---|---|---|---|---|---|
| Ammonia-N | ND | | mg/L | 0.10 | 0.068 | 05/05/26 | 05/05/26 |

Onterris ENTHALPY ANALYTICAL

# Batch QC

| | | | | | |
|---|---|---|---|---|---|
| **Type:** | **Lab Control Sample** | **Lab ID:** | **QC1367033** | **Batch:** | **402729** |
| **Matrix:** | **Water** | **Method:** | **EPA 350.1** | **Prep Method:** | **METHOD** |

| QC1367033 Analyte | Result | Spiked | Units | Recovery | Qual | Limits |
|---|---|---|---|---|---|---|
| Ammonia-N | 1.049 | 1.000 | mg/L | 105% | | 90-110 |

| | | | | | |
|---|---|---|---|---|---|
| **Type:** | **Matrix Spike** | **Lab ID:** | **QC1367034** | **Batch:** | **402729** |
| **Matrix (Source ID):** | **Water (558429-001)** | **Method:** | **EPA 350.1** | **Prep Method:** | **METHOD** |

| QC1367034 Analyte | Result | Source Sample Result | Spiked | Units | Recovery | Qual | Limits | DF |
|---|---|---|---|---|---|---|---|---|
| Ammonia-N | 1.100 | ND | 1.000 | mg/L | 110% | | 90-110 | 1 |

| | | | | | |
|---|---|---|---|---|---|
| **Type:** | **Matrix Spike Duplicate** | **Lab ID:** | **QC1367035** | **Batch:** | **402729** |
| **Matrix (Source ID):** | **Water (558429-001)** | **Method:** | **EPA 350.1** | **Prep Method:** | **METHOD** |

| QC1367035 Analyte | Result | Source Sample Result | Spiked | Units | Recovery | Qual | Limits | RPD | RPD Lim | DF |
|---|---|---|---|---|---|---|---|---|---|---|
| Ammonia-N | 1.071 | ND | 1.000 | mg/L | 107% | | 90-110 | 3 | 20 | 1 |

| | | | | | |
|---|---|---|---|---|---|
| **Type:** | **Matrix Spike** | **Lab ID:** | **QC1367036** | **Batch:** | **402729** |
| **Matrix (Source ID):** | **Water (558429-002)** | **Method:** | **EPA 350.1** | **Prep Method:** | **METHOD** |

| QC1367036 Analyte | Result | Source Sample Result | Spiked | Units | Recovery | Qual | Limits | DF |
|---|---|---|---|---|---|---|---|---|
| Ammonia-N | 1.036 | ND | 1.000 | mg/L | 104% | | 90-110 | 1 |

| | | | | | |
|---|---|---|---|---|---|
| **Type:** | **Matrix Spike Duplicate** | **Lab ID:** | **QC1367037** | **Batch:** | **402729** |
| **Matrix (Source ID):** | **Water (558429-002)** | **Method:** | **EPA 350.1** | **Prep Method:** | **METHOD** |

| QC1367037 Analyte | Result | Source Sample Result | Spiked | Units | Recovery | Qual | Limits | RPD | RPD Lim | DF |
|---|---|---|---|---|---|---|---|---|---|---|
| Ammonia-N | 1.003 | ND | 1.000 | mg/L | 100% | | 90-110 | 3 | 20 | 1 |

| | | | | | |
|---|---|---|---|---|---|
| **Type:** | **Blank** | **Lab ID:** | **QC1365315** | **Batch:** | **402261** |
| **Matrix:** | **Water** | **Method:** | **EPA 410.4** | **Prep Method:** | **EPA 410.4** |

| QC1365315 Analyte | Result | Qual | Units | RL | MDL | Prepared | Analyzed |
|---|---|---|---|---|---|---|---|
| Chemical Oxygen Demand | ND | | mg/L | 4.0 | 2.6 | 04/29/26 | 04/29/26 |

| | | | | | |
|---|---|---|---|---|---|
| **Type:** | **Lab Control Sample** | **Lab ID:** | **QC1365316** | **Batch:** | **402261** |
| **Matrix:** | **Water** | **Method:** | **EPA 410.4** | **Prep Method:** | **EPA 410.4** |

| QC1365316 Analyte | Result | Spiked | Units | Recovery | Qual | Limits |
|---|---|---|---|---|---|---|
| Chemical Oxygen Demand | 104.0 | 100.0 | mg/L | 104% | | 90-110 |

# Batch QC

| Type: Matrix Spike | Lab ID: QC1365317 | Batch: 402261 |
|---|---|---|
| Matrix (Source ID): Water (557980-001) | Method: EPA 410.4 | Prep Method: EPA 410.4 |

| QC1365317 Analyte | Result | Source Sample Result | Spiked | Units | Recovery | Qual | Limits | DF |
|---|---|---|---|---|---|---|---|---|
| Chemical Oxygen Demand | 128.0 | 14.00 | 100.0 | mg/L | 114% | | 75-125 | 2 |

| Type: Matrix Spike Duplicate | Lab ID: QC1365318 | Batch: 402261 |
|---|---|---|
| Matrix (Source ID): Water (557980-001) | Method: EPA 410.4 | Prep Method: EPA 410.4 |

| QC1365318 Analyte | Result | Source Sample Result | Spiked | Units | Recovery | Qual | Limits | RPD | RPD Lim | DF |
|---|---|---|---|---|---|---|---|---|---|---|
| Chemical Oxygen Demand | 134.0 | 14.00 | 100.0 | mg/L | 120% | | 75-125 | 5 | 20 | 2 |

| Type: Blank | Lab ID: QC1365549 | Batch: 402325 |
|---|---|---|
| Matrix: Water | Method: EPA 6010B | Prep Method: EPA 3015A |

| QC1365549 Analyte | Result | Qual | Units | RL | MDL | Prepared | Analyzed |
|---|---|---|---|---|---|---|---|
| Boron | ND | | mg/L | 0.050 | 0.0090 | 04/30/26 | 04/30/26 |
| Calcium | ND | | mg/L | 0.10 | 0.0095 | 04/30/26 | 04/30/26 |
| Iron | ND | | mg/L | 0.020 | 0.017 | 04/30/26 | 04/30/26 |
| Magnesium | ND | | mg/L | 0.10 | 0.017 | 04/30/26 | 04/30/26 |
| Manganese | ND | | mg/L | 0.010 | 0.00075 | 04/30/26 | 04/30/26 |
| Potassium | ND | | mg/L | 0.50 | 0.20 | 04/30/26 | 04/30/26 |
| Sodium | ND | | mg/L | 0.50 | 0.017 | 04/30/26 | 04/30/26 |

| Type: Lab Control Sample | Lab ID: QC1365551 | Batch: 402325 |
|---|---|---|
| Matrix: Water | Method: EPA 6010B | Prep Method: EPA 3015A |

| QC1365551 Analyte | Result | Spiked | Units | Recovery | Qual | Limits |
|---|---|---|---|---|---|---|
| Boron | 0.3754 | 0.4000 | mg/L | 94% | | 80-120 |
| Calcium | 19.76 | 20.40 | mg/L | 97% | | 80-120 |
| Iron | 0.3880 | 0.4000 | mg/L | 97% | | 80-120 |
| Magnesium | 19.60 | 20.40 | mg/L | 96% | | 80-120 |
| Manganese | 0.3920 | 0.4000 | mg/L | 98% | | 80-120 |
| Potassium | 22.27 | 24.00 | mg/L | 93% | | 80-120 |
| Sodium | 19.36 | 20.40 | mg/L | 95% | | 80-120 |

# Batch QC

| Type: | Matrix Spike | Lab ID: | QC1365552 | Batch: | 402325 |
|---|---|---|---|---|---|
| Matrix (Source ID): | Water (558590-001) | Method: | EPA 6010B | Prep Method: | EPA 3015A |

| QC1365552 Analyte | Result | Source Sample Result | Spiked | Units | Recovery | Qual | Limits | DF |
|---|---|---|---|---|---|---|---|---|
| Boron | 36.61 | 32.92 | 4.000 | mg/L | 92% | NM | 75-125 | 10 |
| Calcium | 3,816 | 3627 | 204.0 | mg/L | 93% | NM | 75-125 | 10 |
| Iron | 362.1 | 362.0 | 4.000 | mg/L | 2% | NM | 75-125 | 10 |
| Magnesium | 519.2 | 324.6 | 204.0 | mg/L | 95% | | 75-125 | 10 |
| Manganese | 28.12 | 24.49 | 4.000 | mg/L | 91% | NM | 75-125 | 10 |
| Potassium | 1,136 | 892.8 | 240.0 | mg/L | 101% | | 75-125 | 10 |
| Sodium | 3,321 | 3126 | 204.0 | mg/L | 96% | NM | 75-125 | 10 |

| Type: | Matrix Spike Duplicate | Lab ID: | QC1365553 | Batch: | 402325 |
|---|---|---|---|---|---|
| Matrix (Source ID): | Water (558590-001) | Method: | EPA 6010B | Prep Method: | EPA 3015A |

| QC1365553 Analyte | Result | Source Sample Result | Spiked | Units | Recovery | Qual | Limits | RPD | RPD Lim | DF |
|---|---|---|---|---|---|---|---|---|---|---|
| Boron | 36.60 | 32.92 | 4.000 | mg/L | 92% | NM | 75-125 | 0 | 20 | 10 |
| Calcium | 3,812 | 3627 | 204.0 | mg/L | 91% | NM | 75-125 | 0 | 20 | 10 |
| Iron | 362.0 | 362.0 | 4.000 | mg/L | -1% | NM | 75-125 | 0 | 22 | 10 |
| Magnesium | 518.2 | 324.6 | 204.0 | mg/L | 95% | | 75-125 | 0 | 20 | 10 |
| Manganese | 28.10 | 24.49 | 4.000 | mg/L | 90% | NM | 75-125 | 0 | 20 | 10 |
| Potassium | 1,134 | 892.8 | 240.0 | mg/L | 100% | | 75-125 | 0 | 20 | 10 |
| Sodium | 3,322 | 3126 | 204.0 | mg/L | 96% | NM | 75-125 | 0 | 20 | 10 |

| Type: | Serial Dilution | Lab ID: | QC1365608 | Batch: | 402325 |
|---|---|---|---|---|---|
| Matrix (Source ID): | Water (558590-001) | Method: | EPA 6010B | Prep Method: | EPA 3015A |

| QC1365608 Analyte | Result | Source Sample Result | Units | Qual | RPD | RPD Lim | DF |
|---|---|---|---|---|---|---|---|
| Boron | 32.37 | 32.92 | mg/L | | | | 50 |
| Calcium | 3,601 | 3627 | mg/L | | | | 50 |
| Iron | 367.6 | 362.0 | mg/L | | | | 50 |
| Magnesium | 323.1 | 324.6 | mg/L | | | | 50 |
| Manganese | 24.61 | 24.49 | mg/L | | | | 50 |
| Potassium | 834.5 | 892.8 | mg/L | | | | 50 |
| Sodium | 3,049 | 3126 | mg/L | | | | 50 |

# Batch QC

| Type: Lab Control Sample | Lab ID: QC1365843 | Batch: 402418 |
|---|---|---|
| Matrix: Water | Method: EPA 8260B | Prep Method: EPA 5030B |

| QC1365843 Analyte | Result | Spiked | Units | Recovery | Qual | Limits |
|---|---|---|---|---|---|---|
| 1,1-Dichloroethene | 41.68 | 50.00 | ug/L | 83% | | 69-128 |
| MTBE | 44.21 | 50.00 | ug/L | 88% | | 66-125 |
| Benzene | 47.90 | 50.00 | ug/L | 96% | | 76-121 |
| Trichloroethene | 39.55 | 50.00 | ug/L | 79% | | 76-124 |
| Toluene | 41.82 | 50.00 | ug/L | 84% | | 76-120 |
| Chlorobenzene | 40.15 | 50.00 | ug/L | 80% | | 78-120 |
| **Surrogates** | | | | | | |
| Dibromofluoromethane | 49.44 | 50.00 | ug/L | 99% | | 70-130 |
| 1,2-Dichloroethane-d4 | 53.37 | 50.00 | ug/L | 107% | | 70-130 |
| Toluene-d8 | 46.77 | 50.00 | ug/L | 94% | | 70-130 |
| Bromofluorobenzene | 48.86 | 50.00 | ug/L | 98% | | 70-130 |

| Type: Lab Control Sample Duplicate | Lab ID: QC1365844 | Batch: 402418 |
|---|---|---|
| Matrix: Water | Method: EPA 8260B | Prep Method: EPA 5030B |

| QC1365844 Analyte | Result | Spiked | Units | Recovery | Qual | Limits | RPD | RPD Lim |
|---|---|---|---|---|---|---|---|---|
| 1,1-Dichloroethene | 49.95 | 50.00 | ug/L | 100% | | 69-128 | 18 | 23 |
| MTBE | 50.72 | 50.00 | ug/L | 101% | | 66-125 | 14 | 22 |
| Benzene | 55.76 | 50.00 | ug/L | 112% | | 76-121 | 15 | 21 |
| Trichloroethene | 42.17 | 50.00 | ug/L | 84% | | 76-124 | 6 | 22 |
| Toluene | 46.22 | 50.00 | ug/L | 92% | | 76-120 | 10 | 21 |
| Chlorobenzene | 44.69 | 50.00 | ug/L | 89% | | 78-120 | 11 | 20 |
| **Surrogates** | | | | | | | | |
| Dibromofluoromethane | 50.04 | 50.00 | ug/L | 100% | | 70-130 | | |
| 1,2-Dichloroethane-d4 | 59.81 | 50.00 | ug/L | 120% | | 70-130 | | |
| Toluene-d8 | 45.63 | 50.00 | ug/L | 91% | | 70-130 | | |
| Bromofluorobenzene | 49.46 | 50.00 | ug/L | 99% | | 70-130 | | |

| Type: Matrix Spike | Lab ID: QC1365845 | Batch: 402418 |
|---|---|---|
| Matrix (Source ID): Water (558429-001) | Method: EPA 8260B | Prep Method: EPA 5030B |

| QC1365845 Analyte | Result | Source Sample Result | Spiked | Units | Recovery | Qual | Limits | DF |
|---|---|---|---|---|---|---|---|---|
| 1,1-Dichloroethene | 13.44 | ND | 20.00 | ug/L | 67% | | 62-131 | 1 |
| MTBE | 14.20 | ND | 20.00 | ug/L | 71% | | 61-124 | 1 |
| Benzene | 15.49 | ND | 20.00 | ug/L | 77% | | 70-123 | 1 |
| Trichloroethene | 13.04 | ND | 20.00 | ug/L | 65% | | 65-131 | 1 |
| Toluene | 13.45 | ND | 20.00 | ug/L | 67% | * | 69-120 | 1 |
| Chlorobenzene | 13.64 | ND | 20.00 | ug/L | 68% | * | 72-121 | 1 |
| **Surrogates** | | | | | | | | |
| Dibromofluoromethane | 48.91 | | 50.00 | ug/L | 98% | | 70-130 | 1 |
| 1,2-Dichloroethane-d4 | 53.96 | | 50.00 | ug/L | 108% | | 70-130 | 1 |
| Toluene-d8 | 47.00 | | 50.00 | ug/L | 94% | | 70-130 | 1 |
| Bromofluorobenzene | 54.42 | | 50.00 | ug/L | 109% | | 70-130 | 1 |

# Batch QC

| Type: | Matrix Spike Duplicate | Lab ID: | QC1365846 | Batch: | 402418 |
|---|---|---|---|---|---|
| Matrix (Source ID): | Water (558429-001) | Method: | EPA 8260B | Prep Method: | EPA 5030B |

| QC1365846 Analyte | Result | Source Sample Result | Spiked | Units | Recovery | Qual | Limits | RPD | RPD Lim | DF |
|---|---|---|---|---|---|---|---|---|---|---|
| 1,1-Dichloroethene | 19.29 | ND | 20.00 | ug/L | 96% | | 62-131 | 36* | 31 | 1 |
| MTBE | 19.04 | ND | 20.00 | ug/L | 95% | | 61-124 | 29 | 30 | 1 |
| Benzene | 20.54 | ND | 20.00 | ug/L | 103% | | 70-123 | 28 | 31 | 1 |
| Trichloroethene | 17.23 | ND | 20.00 | ug/L | 86% | | 65-131 | 28 | 31 | 1 |
| Toluene | 17.94 | ND | 20.00 | ug/L | 90% | | 69-120 | 29 | 29 | 1 |
| Chlorobenzene | 17.43 | ND | 20.00 | ug/L | 87% | | 72-121 | 24 | 29 | 1 |
| **Surrogates** | | | | | | | | | | |
| Dibromofluoromethane | 48.03 | | 50.00 | ug/L | 96% | | 70-130 | | | 1 |
| 1,2-Dichloroethane-d4 | 59.04 | | 50.00 | ug/L | 118% | | 70-130 | | | 1 |
| Toluene-d8 | 47.33 | | 50.00 | ug/L | 95% | | 70-130 | | | 1 |
| Bromofluorobenzene | 51.32 | | 50.00 | ug/L | 103% | | 70-130 | | | 1 |

| Type: | Blank | Lab ID: | QC1365848 | Batch: | 402418 |
|---|---|---|---|---|---|
| Matrix: | Water | Method: | EPA 8260B | Prep Method: | EPA 5030B |

| QC1365848 Analyte | Result | Qual | Units | RL | MDL | Prepared | Analyzed |
|---|---|---|---|---|---|---|---|
| Freon 12 | ND | | ug/L | 1.0 | 0.1 | 04/30/26 | 04/30/26 |
| Chloromethane | ND | | ug/L | 1.0 | 0.2 | 04/30/26 | 04/30/26 |
| Vinyl Chloride | ND | | ug/L | 0.5 | 0.1 | 04/30/26 | 04/30/26 |
| 1,1-Dichloroethene | ND | | ug/L | 0.5 | 0.08 | 04/30/26 | 04/30/26 |
| Methylene Chloride | ND | | ug/L | 10 | 0.2 | 04/30/26 | 04/30/26 |
| 1,1-Dichloroethane | ND | | ug/L | 0.5 | 0.1 | 04/30/26 | 04/30/26 |
| cis-1,2-Dichloroethene | ND | | ug/L | 0.5 | 0.09 | 04/30/26 | 04/30/26 |
| 1,2-Dichloroethane | ND | | ug/L | 0.5 | 0.1 | 04/30/26 | 04/30/26 |
| Benzene | ND | | ug/L | 0.5 | 0.1 | 04/30/26 | 04/30/26 |
| Trichloroethene | ND | | ug/L | 0.5 | 0.1 | 04/30/26 | 04/30/26 |
| Tetrachloroethene | ND | | ug/L | 0.5 | 0.1 | 04/30/26 | 04/30/26 |
| 1,4-Dichlorobenzene | ND | | ug/L | 0.5 | 0.2 | 04/30/26 | 04/30/26 |
| **Surrogates** | | | | **Limits** | | | |
| Dibromofluoromethane | 96% | | %REC | 70-130 | | 04/30/26 | 04/30/26 |
| 1,2-Dichloroethane-d4 | 120% | | %REC | 70-130 | | 04/30/26 | 04/30/26 |
| Toluene-d8 | 91% | | %REC | 70-130 | | 04/30/26 | 04/30/26 |
| Bromofluorobenzene | 101% | | %REC | 70-130 | | 04/30/26 | 04/30/26 |

| Type: | Blank | Lab ID: | QC1367289 | Batch: | 402792 |
|---|---|---|---|---|---|
| Matrix: | Water | Method: | EPA 8270C-SIM | Prep Method: | EPA 3535 |

| QC1367289 Analyte | Result | Qual | Units | RL | MDL | Prepared | Analyzed |
|---|---|---|---|---|---|---|---|
| 1,4-Dioxane | ND | | ug/L | 1.0 | 0.84 | 05/05/26 | 05/06/26 |
| **Surrogates** | | | | **Limits** | | | |
| 1,4-Dioxane-d8 (SUR) | 98% | | %REC | 80-120 | | 05/05/26 | 05/06/26 |

# Batch QC

| Type: | Lab Control Sample | Lab ID: | QC1367290 | Batch: | 402792 |
|---|---|---|---|---|---|
| Matrix: | Water | Method: | EPA 8270C-SIM | Prep Method: | EPA 3535 |

| QC1367290 Analyte | Result | Spiked | Units | Recovery | Qual | Limits |
|---|---|---|---|---|---|---|
| 1,4-Dioxane | 10.50 | 10.00 | ug/L | 105% | | 79-120 |
| **Surrogates** | | | | | | |
| 1,4-Dioxane-d8 (SUR) | 10.20 | 10.00 | ug/L | 102% | | 80-120 |

| Type: | Matrix Spike | Lab ID: | QC1367291 | Batch: | 402792 |
|---|---|---|---|---|---|
| Matrix (Source ID): | Water (558480-003) | Method: | EPA 8270C-SIM | Prep Method: | EPA 3535 |

| QC1367291 Analyte | Result | Source Sample Result | Spiked | Units | Recovery | Qual | Limits | DF |
|---|---|---|---|---|---|---|---|---|
| 1,4-Dioxane | 10.79 | 0.8554 | 10.00 | ug/L | 99% | | 69-120 | 1 |
| **Surrogates** | | | | | | | | |
| 1,4-Dioxane-d8 (SUR) | 10.12 | | 10.00 | ug/L | 101% | | 80-120 | 1 |

| Type: | Matrix Spike Duplicate | Lab ID: | QC1367292 | Batch: | 402792 |
|---|---|---|---|---|---|
| Matrix (Source ID): | Water (558480-003) | Method: | EPA 8270C-SIM | Prep Method: | EPA 3535 |

| QC1367292 Analyte | Result | Source Sample Result | Spiked | Units | Recovery | Qual | Limits | RPD | RPD Lim | DF |
|---|---|---|---|---|---|---|---|---|---|---|
| 1,4-Dioxane | 9.923 | 0.8554 | 10.00 | ug/L | 91% | | 69-120 | 8 | 30 | 1 |
| **Surrogates** | | | | | | | | | | |
| 1,4-Dioxane-d8 (SUR) | 9.737 | | 10.00 | ug/L | 97% | | 80-120 | | | 1 |

| Type: | Blank | Lab ID: | QC1369100 | Batch: | 403271 |
|---|---|---|---|---|---|
| Matrix: | Water | Method: | EPA 8270C-SIM | Prep Method: | EPA 3535 |

| QC1369100 Analyte | Result | Qual | Units | RL | MDL | Prepared | Analyzed |
|---|---|---|---|---|---|---|---|
| 1,4-Dioxane | ND | | ug/L | 1.0 | 0.84 | 05/10/26 | 05/10/26 |
| **Surrogates** | | | | **Limits** | | | |
| 1,4-Dioxane-d8 (SUR) | 102% | | %REC | 80-120 | | 05/10/26 | 05/10/26 |

| Type: | Lab Control Sample | Lab ID: | QC1369101 | Batch: | 403271 |
|---|---|---|---|---|---|
| Matrix: | Water | Method: | EPA 8270C-SIM | Prep Method: | EPA 3535 |

| QC1369101 Analyte | Result | Spiked | Units | Recovery | Qual | Limits |
|---|---|---|---|---|---|---|
| 1,4-Dioxane | 10.70 | 10.00 | ug/L | 107% | | 79-120 |
| **Surrogates** | | | | | | |
| 1,4-Dioxane-d8 (SUR) | 10.36 | 10.00 | ug/L | 104% | | 80-120 |

# Batch QC

| Type: | Lab Control Sample Duplicate | Lab ID: | QC1369102 | Batch: | 403271 |
|---|---|---|---|---|---|
| Matrix: | Water | Method: | EPA 8270C-SIM | Prep Method: | EPA 3535 |

| QC1369102 Analyte | Result | Spiked | Units | Recovery | Qual | Limits | RPD | RPD Lim |
|---|---|---|---|---|---|---|---|---|
| 1,4-Dioxane | 10.30 | 10.00 | ug/L | 103% | | 79-120 | 4 | 20 |
| **Surrogates** | | | | | | | | |
| 1,4-Dioxane-d8 (SUR) | 10.04 | 10.00 | ug/L | 100% | | 80-120 | | |

| Type: | Blank | Lab ID: | QC1365337 | Batch: | 402268 |
|---|---|---|---|---|---|
| Matrix: | Water | Method: | SM 4500-S2-D | Prep Method: | METHOD |

| QC1365337 Analyte | Result | Qual | Units | RL | MDL | Prepared | Analyzed |
|---|---|---|---|---|---|---|---|
| Sulfide | ND | | mg/L | 0.10 | | 04/29/26 | 04/29/26 |

| Type: | Lab Control Sample | Lab ID: | QC1365338 | Batch: | 402268 |
|---|---|---|---|---|---|
| Matrix: | Water | Method: | SM 4500-S2-D | Prep Method: | METHOD |

| QC1365338 Analyte | Result | Spiked | Units | Recovery | Qual | Limits |
|---|---|---|---|---|---|---|
| Sulfide | 0.9000 | 1.000 | mg/L | 90% | | 90-110 |

| Type: | Matrix Spike | Lab ID: | QC1365339 | Batch: | 402268 |
|---|---|---|---|---|---|
| Matrix (Source ID): | Drinking Water (558455-002) | Method: | SM 4500-S2-D | Prep Method: | METHOD |

| QC1365339 Analyte | Result | Source Sample Result | Spiked | Units | Recovery | Qual | Limits | DF |
|---|---|---|---|---|---|---|---|---|
| Sulfide | 0.9000 | ND | 1.000 | mg/L | 90% | | 80-120 | 1 |

| Type: | Matrix Spike Duplicate | Lab ID: | QC1365340 | Batch: | 402268 |
|---|---|---|---|---|---|
| Matrix (Source ID): | Drinking Water (558455-002) | Method: | SM 4500-S2-D | Prep Method: | METHOD |

| QC1365340 Analyte | Result | Source Sample Result | Spiked | Units | Recovery | Qual | Limits | RPD | RPD Lim | DF |
|---|---|---|---|---|---|---|---|---|---|---|
| Sulfide | 0.9000 | ND | 1.000 | mg/L | 90% | | 80-120 | 0 | 20 | 1 |

| Type: | Blank | Lab ID: | QC1366032 | Batch: | 402459 |
|---|---|---|---|---|---|
| Matrix: | Water | Method: | SM 5310B | Prep Method: | SM 5310B |

| QC1366032 Analyte | Result | Qual | Units | RL | MDL | Prepared | Analyzed |
|---|---|---|---|---|---|---|---|
| Total Organic Carbon | ND | | mg/L | 1.0 | 0.49 | 05/01/26 | 05/01/26 |

| Type: | Lab Control Sample | Lab ID: | QC1366033 | Batch: | 402459 |
|---|---|---|---|---|---|
| Matrix: | Water | Method: | SM 5310B | Prep Method: | SM 5310B |

| QC1366033 Analyte | Result | Spiked | Units | Recovery | Qual | Limits |
|---|---|---|---|---|---|---|
| Total Organic Carbon | 22.93 | 25.00 | mg/L | 92% | | 85-115 |

# Batch QC

| Type: | Matrix Spike | Lab ID: | QC1366034 | Batch: | 402459 |
|---|---|---|---|---|---|
| Matrix (Source ID): | Water (558429-001) | Method: | SM 5310B | Prep Method: | SM 5310B |

| QC1366034 Analyte | Result | Source Sample Result | Spiked | Units | Recovery | Qual | Limits | DF |
|---|---|---|---|---|---|---|---|---|
| Total Organic Carbon | 27.21 | 2.145 | 25.00 | mg/L | 100% | | 75-125 | 1 |

| Type: | Matrix Spike Duplicate | Lab ID: | QC1366035 | Batch: | 402459 |
|---|---|---|---|---|---|
| Matrix (Source ID): | Water (558429-001) | Method: | SM 5310B | Prep Method: | SM 5310B |

| QC1366035 Analyte | Result | Source Sample Result | Spiked | Units | Recovery | Qual | Limits | RPD | RPD Lim | DF |
|---|---|---|---|---|---|---|---|---|---|---|
| Total Organic Carbon | 27.11 | 2.145 | 25.00 | mg/L | 100% | | 75-125 | 0 | 25 | 1 |

| Type: | Blank | Lab ID: | QC1366858 | Batch: | 402659 |
|---|---|---|---|---|---|
| Matrix: | Water | Method: | SM2320B | Prep Method: | METHOD |

| QC1366858 Analyte | Result | Qual | Units | RL | MDL | Prepared | Analyzed |
|---|---|---|---|---|---|---|---|
| Alkalinity, Bicarbonate, as CaCO3 | ND | | mg/L | 2.0 | | 05/04/26 | 05/04/26 |
| Alkalinity, Total as CaCO3 | ND | | mg/L | 2.0 | | 05/04/26 | 05/04/26 |

| Type: | Lab Control Sample | Lab ID: | QC1366859 | Batch: | 402659 |
|---|---|---|---|---|---|
| Matrix: | Water | Method: | SM2320B | Prep Method: | METHOD |

| QC1366859 Analyte | Result | Spiked | Units | Recovery | Qual | Limits |
|---|---|---|---|---|---|---|
| Alkalinity, Total as CaCO3 | 92.82 | 100.0 | mg/L | 93% | | 90-110 |

| Type: | Sample Duplicate | Lab ID: | QC1366860 | Batch: | 402659 |
|---|---|---|---|---|---|
| Matrix (Source ID): | Water (558569-001) | Method: | SM2320B | Prep Method: | METHOD |

| QC1366860 Analyte | Result | Source Sample Result | Units | Qual | RPD | RPD Lim | DF |
|---|---|---|---|---|---|---|---|
| Alkalinity, Bicarbonate, as CaCO3 | 386.1 | 384.2 | mg/L | | 0 | 20 | 2.5 |
| Alkalinity, Total as CaCO3 | 386.1 | 384.2 | mg/L | | 0 | 20 | 2.5 |

| Type: | Blank | Lab ID: | QC1366634 | Batch: | 402594 |
|---|---|---|---|---|---|
| Matrix: | Water | Method: | SM2540C | Prep Method: | METHOD |

| QC1366634 Analyte | Result | Qual | Units | RL | MDL | Prepared | Analyzed |
|---|---|---|---|---|---|---|---|
| Total Dissolved Solids | ND | | mg/L | 10 | | 05/03/26 | 05/04/26 |

| Type: | Lab Control Sample | Lab ID: | QC1366635 | Batch: | 402594 |
|---|---|---|---|---|---|
| Matrix: | Water | Method: | SM2540C | Prep Method: | METHOD |

| QC1366635 Analyte | Result | Spiked | Units | Recovery | Qual | Limits |
|---|---|---|---|---|---|---|
| Total Dissolved Solids | 1,029 | 1000 | mg/L | 103% | | 90-110 |

# Batch QC

| Type: | Sample Duplicate | Lab ID: | QC1366636 | Batch: | 402594 |
|---|---|---|---|---|---|
| Matrix (Source ID): | Water (558429-001) | Method: | SM2540C | Prep Method: | METHOD |

| QC1366636 Analyte | Result | Source Sample Result | Units | Qual | RPD | RPD Lim | DF |
|---|---|---|---|---|---|---|---|
| Total Dissolved Solids | 976.0 | 992.0 | mg/L | | 2 | 5 | 2 |

| Type: | Sample Duplicate | Lab ID: | QC1366637 | Batch: | 402594 |
|---|---|---|---|---|---|
| Matrix (Source ID): | Water (558473-001) | Method: | SM2540C | Prep Method: | METHOD |

| QC1366637 Analyte | Result | Source Sample Result | Units | Qual | RPD | RPD Lim | DF |
|---|---|---|---|---|---|---|---|
| Total Dissolved Solids | 1,156 | 1120 | mg/L | | 3 | 5 | 2 |

* Value is outside QC limits

E Response exceeds instrument's linear range

ND Not Detected

NM Not Meaningful

**Laboratory Job Number 558429**

**Subcontracted Products**

**McCampbell Analytical, Inc.**

# McCampbell Analytical, Inc.

*"When Quality Counts"*

# Analytical Report

**WorkOrder:** 2604N72

**Report Created for:** Onterris Laboratories, LLC.

931 West Barkley Avenue
Orange, CA 92868

**Project Contact:** David Tripp
**Project P.O.:** 096843
**Project:** EO-558429

**Project Location:**
**Project Received:** 04/29/2026

Analytical Report reviewed & approved for release on 05/06/2026 by:

Yen Cao

Yen Cao
Project Manager

***McCampbell Analytical Inc. is not accredited for all the testing in this report. The report shall not be reproduced except in full, without the written approval of the laboratory. The analytical results relate only to the items tested.***

1534 Willow Pass Rd. Pittsburg, CA 94565 ♦ TEL: (877) 252-9262 ♦ FAX: (925) 252-9269 ♦ www.mccampbell.com

McCampbell Analytical, Inc.
*"When Quality Counts"*

1534 Willow Pass Road, Pittsburg, CA 94565-1701
Toll Free Telephone: (877) 252-9262 / Fax: (925) 252-9269
http://www.mccampbell.com / E-mail: main@mccampbell.com

# Glossary of Terms & Qualifier Definitions

**Client:** Onterris Laboratories, LLC. **WorkOrder:** 2604N72

**Project:** EO-558429

## Glossary Abbreviation

| | |
|---|---|
| %D | Serial Dilution Percent Difference |
| 95% Interval | 95% Confident Interval |
| CCV | Continuing Calibration Verification. |
| CCV REC (%) | The % recovery of Continuing Calibration Verification |
| DF | Dilution Factor |
| DI WET | (DISTLC) Waste Extraction Test using DI water |
| DISS | Dissolved (sample filtered using a 0.45 µm filter size) |
| DLT | Dilution Test (Serial Dilution) |
| DUP | Duplicate |
| EDL | Estimated Detection Limit |
| ITEF | International Toxicity Equivalence Factor |
| LCS | Laboratory Control Sample |
| LCS2 | Second LCS for the batch. Spike level is lower than that for the first LCS; applicable to method 1633. |
| LQL | Lowest Quantitation Level |
| MB | Method Blank |
| MB IS/SS % Rec | % Recovery of Internal Standard or Surrogate in Method Blank, if applicable |
| MB SS % Rec | % Recovery of Surrogate in Method Blank, if applicable |
| MDL | Method Detection Limit [1] |
| ML | Minimum Level of Quantitation |
| MS | Matrix Spike |
| MSD | Matrix Spike Duplicate |
| NA | Not Applicable |
| ND | Not detected at or above the indicated MDL (if present) or RL. |
| NR | Data Not Reported due to matrix interference or insufficient sample amount. |
| PDS | Post Digestion Spike |
| PF | Prep Factor |
| RD | Relative Difference |
| RL | Reporting Limit [2] |
| RPD | Relative Percent Difference |
| RRT | Relative Retention Time |
| RSD | Relative Standard Deviation |
| SPK Val | Spike Value |
| SPKRef Val | Spike Reference Value |
| SPLP | Synthetic Precipitation Leachate Procedure |

[1] MDL is the minimum measured concentration of a substance that can be reported with 99% confidence that the measured concentration is distinguishable from method blank results. Definition and Procedure for the Determination of the Method Detection Limit, Revision 2, 40CFR, Part 136, Appendix B, EPA 821-R-16-006, December 2016. Values are based upon our default extraction volume/amount and are subject to change.

[2] RL is the lowest level that can be reliably determined within specified limits of precision and accuracy during routine laboratory operating conditions. (The RL cannot be lower than the lowest calibration standard used in the initial calibration of the instrument and must be greater than the MDL.) Values are based upon our default extraction volume/amount and are subject to change.

McCampbell Analytical, Inc.
*"When Quality Counts"*

1534 Willow Pass Road, Pittsburg, CA 94565-1701
Toll Free Telephone: (877) 252-9262 / Fax: (925) 252-9269
http://www.mccampbell.com / E-mail: main@mccampbell.com

# Glossary of Terms & Qualifier Definitions

**Client:** Onterris Laboratories, LLC. **WorkOrder:** 2604N72

**Project:** EO-558429

| | |
|---|---|
| TCLP | Toxicity Characteristic Leachate Procedure |
| TEQ | Toxicity Equivalents |
| TNTC | "Too Numerous to Count;" greater than 250 colonies observed on the plate. |
| TPH-Diesel | Sample results for semi-volatile TPH (diesel, kerosene, oil, etc) were calculated using a background subtraction procedure to correct for instrument baseline rise (column bleed) as described in Sec 7.7.2.2 of EPA 8015 B, C. |
| TZA | TimeZone Net Adjustment for sample collected outside of MAI's Coordinated Universal Time (UTC). (Adjustment for Daylight Saving is not accounted.) |
| WET (STLC) | Waste Extraction Test (Soluble Threshold Limit Concentration) |

McCampbell Analytical, Inc.
*"When Quality Counts"*

1534 Willow Pass Road, Pittsburg, CA 94565-1701
Toll Free Telephone: (877) 252-9262 / Fax: (925) 252-9269
http://www.mccampbell.com / E-mail: main@mccampbell.com

# Analytical Report

| | | | |
|---|---|---|---|
| **Client:** | Onterris Laboratories, LLC. | **WorkOrder:** | 2604N72 |
| **Date Received:** | 04/29/2026 9:55 | **Extraction Method:** | RSK175 |
| **Date Prepared:** | 05/01/2026 | **Analytical Method:** | RSK175 |
| **Project:** | EO-558429 | **Unit:** | µg/L |

## Dissolved Carbon Dioxide by RSK 175

| Client ID | Lab ID | Matrix | Date Collected | Instrument FileID | Batch ID |
|---|---|---|---|---|---|
| DW-1 | 2604N72-001A | Water | 04/28/2026 07:46 | GC26 0501261004.D | 341018 |

| Analytes | Result | MDL | RL | DF | Date Analyzed |
|---|---|---|---|---|---|
| Carbon Dioxide | **3900** | 200 | 200 | 4 | 05/01/2026 15:37 |

Analyst(s): CLO

| Client ID | Lab ID | Matrix | Date Collected | Instrument FileID | Batch ID |
|---|---|---|---|---|---|
| DW-16 | 2604N72-002A | Water | 04/28/2026 08:52 | GC26 0501261005.D | 341018 |

| Analytes | Result | MDL | RL | DF | Date Analyzed |
|---|---|---|---|---|---|
| Carbon Dioxide | **1400** | 50 | 50 | 1 | 05/01/2026 15:53 |

Analyst(s): CLO

| Client ID | Lab ID | Matrix | Date Collected | Instrument FileID | Batch ID |
|---|---|---|---|---|---|
| DW-3 | 2604N72-003A | Water | 04/28/2026 09:53 | GC26 0501261006.D | 341018 |

| Analytes | Result | MDL | RL | DF | Date Analyzed |
|---|---|---|---|---|---|
| Carbon Dioxide | **8000** | 500 | 500 | 10 | 05/01/2026 16:27 |

Analyst(s): CLO

*(Cont.)*

McCampbell Analytical, Inc.
*"When Quality Counts"*

1534 Willow Pass Road, Pittsburg, CA 94565-1701
Toll Free Telephone: (877) 252-9262 / Fax: (925) 252-9269
http://www.mccampbell.com / E-mail: main@mccampbell.com

# Analytical Report

| | | | |
|---|---|---|---|
| **Client:** | Onterris Laboratories, LLC. | **WorkOrder:** | 2604N72 |
| **Date Received:** | 04/29/2026 9:55 | **Extraction Method:** | RSK175 |
| **Date Prepared:** | 05/01/2026 | **Analytical Method:** | RSK175 |
| **Project:** | EO-558429 | **Unit:** | µg/L |

## Dissolved Carbon Dioxide by RSK 175

| Client ID | Lab ID | Matrix | Date Collected | Instrument FileID | Batch ID |
|---|---|---|---|---|---|
| PZ-4 | 2604N72-004A | Water | 04/28/2026 10:58 | GC26 0501261007.D | 341018 |

| Analytes | Result | MDL | RL | DF | Date Analyzed |
|---|---|---|---|---|---|
| Carbon Dioxide | **15,000** | 1000 | 1000 | 20 | 05/01/2026 16:52 |

Analyst(s): CLO

McCampbell Analytical, Inc.
*"When Quality Counts"*

1534 Willow Pass Road, Pittsburg, CA 94565-1701
Toll Free Telephone: (877) 252-9262 / Fax: (925) 252-9269
http://www.mccampbell.com / E-mail: main@mccampbell.com

# Quality Control Report

| | | | |
|---|---|---|---|
| **Client:** | Onterris Laboratories, LLC. | **WorkOrder:** | 2604N72 |
| **Date Prepared:** | 05/01/2026 | **BatchID:** | 341018 |
| **Date Analyzed:** | 05/01/2026 | **Extraction Method:** | RSK175 |
| **Instrument:** | GC26 | **Analytical Method:** | RSK175 |
| **Matrix:** | Water | **Unit:** | µg/L |
| **Project:** | EO-558429 | **Sample ID:** | MB/LCS/LCSD-341018 |

## QC Summary Report for RSK175

| Analyte | MB Result | MDL | RL | | | |
|---|---|---|---|---|---|---|
| Carbon Dioxide | ND | 50 | 50 | - | - | - |

| Analyte | LCS Result | LCSD Result | SPK Val | LCS %REC | LCSD %REC | LCS/LCSD Limits | RPD | RPD Limit |
|---|---|---|---|---|---|---|---|---|
| Carbon Dioxide | 150 | 170 | 187.2 | 81 | 88 | 70-130 | 8.27 | 30 |

McCampbell Analytical, Inc.
1534 Willow Pass Rd
Pittsburg, CA 94565-1701
(925) 252-9262

# CHAIN-OF-CUSTODY RECORD



**WorkOrder: 2604N72** **ClientCode: ENO** **QuoteID: 262776**

☐ WaterTrax ☐ CLIP ☐ EDF ☑ EQuIS ☑ Dry-Weight ☑ Email ☐ HardCopy ☐ ThirdParty ☑ J-flag

☑ Detection Summary ☑ **Excel** [A1_Standard _QC]

Report to:
David Tripp
Enthalpy Analytical
931 West Barkley Avenue
Orange, CA 92868
657-581-4710 FAX:

Email: david.tripp@enthalpy.com
cc/3rd Party: incomingreports@enthalpy.com;
PO: 096843
Project: EO-558429

Bill to:
Accounts Payable/Enthalpy SoCal
Montrose Environmental Group
PO Box 842165
Boston, MA 02284-2165
003EL_ap@montrose-env.com

**Requested TAT: 5 days;**

*Date Received:* **04/29/2026**
*Date Logged:* **04/29/2026**

| Lab ID | ClientSampID | Matrix | Collection Date | Hold | Requested Tests (See legend below) | | | | | | | | | | | |
|---|---|---|---|---|---|---|---|---|---|---|---|---|---|---|---|---|
| | | | | | 1 | 2 | 3 | 4 | 5 | 6 | 7 | 8 | 9 | 10 | 11 | 12 |
| 2604N72-001 | DW-1 | Water | 4/28/2026 07:46 | ☐ | A | A | | | | | | | | | | |
| 2604N72-002 | DW-16 | Water | 4/28/2026 08:52 | ☐ | A | A | | | | | | | | | | |
| 2604N72-003 | DW-3 | Water | 4/28/2026 09:53 | ☐ | A | A | | | | | | | | | | |
| 2604N72-004 | PZ-4 | Water | 4/28/2026 10:58 | ☐ | A | A | | | | | | | | | | |

**Test Legend:**

| | | | | | | | |
|---|---|---|---|---|---|---|---|
| 1 | PRDisposal Fee | 2 | RSK175_CO2_W | 3 | | 4 | |
| 5 | | 6 | | 7 | | 8 | |
| 9 | | 10 | | 11 | | 12 | |

**Project Manager: Jena Alfaro**

**Prepared by: Agustina Venegas**

**Comments:**

NOTE: Soil samples are discarded 60 days after receipt unless other arrangements are made (Water samples are 30 days).
Hazardous samples will be returned to client or disposed of at client expense.

McCampbell Analytical, Inc.
*"When Quality Counts"*

1534 Willow Pass Road, Pittsburg, CA 94565-1701
Toll Free Telephone: (877) 252-9262 / Fax: (925) 252-9269
http://www.mccampbell.com / E-mail: main@mccampbell.com

# WORK ORDER SUMMARY

**Client Name:** ENTHALPY ANALYTICAL
**Client Contact:** David Tripp
**Contact's Email:** david.tripp@enthalpy.com

**Project:** EO-558429
**Comments:**

**Work Order:** 2604N72
**QC Level:** LEVEL 2
**Date Logged:** 4/29/2026

☐ WaterTrax ☐ CLIP ☐ EDF ☑ Excel ☑ EQuIS ☑ Email ☐ HardCopy ☐ ThirdParty ☑ J-flag

| LabID | ClientSampID | Matrix | Test Name | Cont./ Comp. | Bottle & Preservative | U** | Head Space | Dry-Weight | Collection Date & Time | TAT | Test Due Date | Sediment Content | Hold | Sub Out |
|---|---|---|---|---|---|---|---|---|---|---|---|---|---|---|
| 001A | DW-1 | Water | RSK175 (CO2) | 2 | VOA, Unpres | ☐ | ☐ | ☐ | 4/28/2026 7:46 | 5 days | 5/6/2026 | None | ☐ | ☐ |
| 002A | DW-16 | Water | RSK175 (CO2) | 2 | VOA, Unpres | ☐ | ☐ | ☐ | 4/28/2026 8:52 | 5 days | 5/6/2026 | None | ☐ | ☐ |
| 003A | DW-3 | Water | RSK175 (CO2) | 2 | VOA, Unpres | ☐ | ☐ | ☐ | 4/28/2026 9:53 | 5 days | 5/6/2026 | None | ☐ | ☐ |
| 004A | PZ-4 | Water | RSK175 (CO2) | 2 | VOA, Unpres | ☐ | ☐ | ☐ | 4/28/2026 10:58 | 5 days | 5/6/2026 | None | ☐ | ☐ |

**NOTES:** *** STLC and TCLP extractions require 2 days to complete; therefore, all TATs begin after the extraction is completed (i.e., One-day TAT yields results in 3 days from sample submission).**

**- ISM prep requires 5 to 10 days to complete; therefore, all TATs begin after the extraction is completed (i.e., One-day TAT yields results in 6 to 11 days from sample submission). Due date listed on WO summary will not accurately reflect the time needed for sample preparation.**

**- Organic extracts are held for 40 days before disposal; Inorganic extract are held for 30 days.**

**- MAI assumes that all material present in the provided sampling container is considered part of the sample - MAI does not exclude any material from the sample prior to sample preparation unless requested in writing by the client.**

**U** = An unpreserved container was received for a method that suggests a preservation in order to extend hold time for analysis.**

**Cont./Comp. = Containers /Composites**

2604N72

Onterris. ENTHALPY ANALYTICAL

931 West Barkley Ave
Orange, CA 92868
(714) 771-6900

Subcontract Laboratory:
McCampbell Analytical, Inc.
1534 Willow Pass Rd.
Pittsburg, CA 94565
ATTN: Quote ID: 262776
PO #: PO-096843

Onterris (Orange, CA) Order: EO-558429
PM: David Tripp
Email: david.tripp@onterris.com
CC: 003incomingreports@onterris.com
Phone: 657-581-4710

Results Due: Standard TAT
Report Level: II
Report To: MDL
EDDs: Standard Excel EDD

Notes:

| Sample ID | Collected | Lab ID | # Cont. | Matrix | Analysis Requested | Comment |
|---|---|---|---|---|---|---|
| DW-1 | 28-APR-2026 07:46 | 558429-001 | 2 | Water | RSK-175 CO2 | |
| DW-16 | 28-APR-2026 08:52 | 558429-002 | 2 | Water | RSK-175 CO2 | |
| DW-3 | 28-APR-2026 09:53 | 558429-003 | 2 | Water | RSK-175 CO2 | |
| PZ-4 | 28-APR-2026 10:58 | 558429-004 | 2 | Water | RSK-175 CO2 | |

| Notes: | Relinquished By: | Received By: |
|---|---|---|
| | Alice T [signature] | GLS |
| | Date: 4/28/26 3pm | Date: 4/28/26 3pm |
| | GLS | [signature] |
| | Date: 4/29/26 | Date: 4/29/26 0955 |
| | | |
| | Date: | Date: |

0.1c WET
1R39

GSO: 564358763

McCampbell Analytical, Inc.
*"When Quality Counts"*

1534 Willow Pass Road, Pittsburg, CA 94565-1701
Toll Free Telephone: (877) 252-9262 / Fax: (925) 252-9269
http://www.mccampbell.com / E-mail: main@mccampbell.com

# Sample Receipt Checklist

| | | | |
|---|---|---|---|
| Client Name: | Enthalpy Analytical | Date and Time Received: | 4/29/2026 09:55 |
| Project: | EO-558429 | Date Logged: | 4/29/2026 |
| | | Received by: | Agustina Venegas |
| WorkOrder №: | 2604N72 Matrix: Water | Logged by: | Agustina Venegas |
| Carrier: | Golden State Overnight | | |

## Chain of Custody (COC) Information

| | | | | | | |
|---|---|---|---|---|---|---|
| Chain of custody present? | Yes | ☑ | No | ☐ | | |
| Chain of custody signed when relinquished and received? | Yes | ☑ | No | ☐ | | |
| Chain of custody agrees with sample labels? | Yes | ☑ | No | ☐ | | |
| Sample IDs noted by Client on COC? | Yes | ☑ | No | ☐ | | |
| Date and Time of collection noted by Client on COC? | Yes | ☑ | No | ☐ | | |
| Sampler's name noted on COC? | Yes | ☐ | No | ☑ | | |
| COC agrees with Quote? | Yes | ☑ | No | ☐ | NA | ☐ |
| COC quote is active? | Yes | ☑ | No | ☐ | NA | ☐ |

## Sample Receipt Information

| | | | | | | |
|---|---|---|---|---|---|---|
| Custody seals intact on shipping container/cooler? | Yes | ☐ | No | ☐ | NA | ☑ |
| Custody seals intact on sample bottles? | Yes | ☐ | No | ☐ | NA | ☑ |
| Shipping container/cooler in good condition? | Yes | ☑ | No | ☐ | | |
| Samples in proper containers/bottles? | Yes | ☑ | No | ☐ | | |
| Sample containers intact? | Yes | ☑ | No | ☐ | | |
| Sufficient sample volume for indicated test? | Yes | ☑ | No | ☐ | | |

## Sample Preservation and Hold Time (HT) Information

| | | | | | | |
|---|---|---|---|---|---|---|
| All samples received within holding time? | Yes | ☑ | No | ☐ | NA | ☐ |
| Samples Received on Ice? | Yes | ☑ | No | ☐ | | |
| (Ice Type: WET ICE ) | | | | | | |
| Sample/Temp Blank temperature | Temp: 0.1°C | | | | NA | ☐ |
| ZHS conditional analyses: VOA meets zero headspace requirement (VOCs, TPHg/BTEX, RSK)? | Yes | ☑ | No | ☐ | NA | ☐ |
| Sample labels checked for correct preservation? | Yes | ☑ | No | ☐ | | |
| pH acceptable upon receipt (Metal: <2)? | Yes | ☐ | No | ☐ | NA | ☑ |

UCMR Samples:

| | | | | | | |
|---|---|---|---|---|---|---|
| pH tested and acceptable upon receipt (200.7: ≤2; 533: 6 - 8; 537.1: 6 - 8)? | Yes | ☐ | No | ☐ | NA | ☑ |
| Free Chlorine tested and acceptable upon receipt (<0.1mg/L) [not applicable to 200.7]? | Yes | ☐ | No | ☐ | NA | ☑ |

Comments:


Page 10 of 37

Onterris
931 West Barkley Ave
Orange, CA 92868
(714) 771-6900

onterris.com

Lab Job Number : 560062
Report Level : II
Report Date : 06/04/2026

**Analytical Report** *prepared for:*

Matt Breuer
Waste Connections
Chiquita Canyon Landfill
29201 Henry Mayo Drive
Castaic, CA 91384

Project: GW MONITORING - CCLF Groundwater - Quarterly MPARS

*Authorized for release by:*

David Tripp, Senior Project Manager
david.tripp@onterris.com

This data package has been reviewed for technical correctness and completeness. Release of this data has been authorized by the Laboratory Manager or the Manager's designee, as verified by the above signature which applies to this PDF file as well as any associated electronic data deliverable files. The results contained in this report meet all requirements of NELAP and pertain only to those samples which were submitted for analysis. This report may be reproduced only in its entirety.

CA ELAP# 1338, CA ELAP #1338-S1, NELAP# 4038, SCAQMD LAP# 18LA0518, LACSD ID# 10105, ORELAP# 4197

Onterris ENTHALPY ANALYTICAL

# Sample Summary

| | | |
|---|---|---|
| Matt Breuer<br>Waste Connections<br>Chiquita Canyon Landfill<br>29201 Henry Mayo Drive<br>Castaic, CA 91384 | Lab Job #:<br>Project No:<br>Location:<br>Date Received: | 560062<br>GW MONITORING<br>CCLF Groundwater - Quarterly MPARS<br>05/21/26 |

| Sample ID | Lab ID | Collected | Matrix |
|---|---|---|---|
| FP-01 | 560062-001 | 05/21/26 09:32 | Water |
| DW-31 | 560062-002 | 05/21/26 10:29 | Water |
| DW-29 | 560062-003 | 05/21/26 11:14 | Water |
| QCFB | 560062-004 | 05/21/26 10:32 | Water |
| QCTB | 560062-005 | 05/21/26 00:00 | Water |

# Case Narrative

| | |
|---|---|
| Waste Connections<br>Chiquita Canyon Landfill<br>29201 Henry Mayo Drive<br>Castaic, CA 91384<br>Matt Breuer | Lab Job Number: 560062<br>Project No: GW MONITORING<br>Location: CCLF Groundwater - Quarterly MPARS<br>Date Received: 05/21/26 |

- This data package contains sample and QC results for five water samples, requested for the above referenced project on 05/22/26. The samples were received in good condition.
- EPA 300.0, EPA 350.1, EPA 410.4, EPA 6010B, EPA 8270C-SIM, SM 4500-S2-D, SM 5310B, SM2320B, and SM2540C analyses were performed at 931 West Barkley Ave, Orange, CA, 92868.
- EPA 8260B analysis was performed at 2532 E Cerritos Ave., Anaheim, CA, 92806.

**Volatile Organics by GC/MS (EPA 8260B):**

- High recoveries were observed for MTBE in the MS/MSD for batch 404999; the parent sample was not a project sample, the BS/BSD were within limits, the associated RPD was within limits, and these high recoveries were not associated with any reported results.
- No other analytical problems were encountered.

**Semivolatile Organics by GC/MS SIM (EPA 8270C-SIM):**
No analytical problems were encountered.

**Total Organic Carbon by IR (SM 5310B):**
No analytical problems were encountered.

**Metals (EPA 6010B):**
No analytical problems were encountered.

**Ion Chromatography (EPA 300.0):**

- High recoveries were observed for a number of analytes in the MSD for batch 404489; the parent sample was not a project sample, the LCS was within limits, and the associated RPDs were within limits.
- High recovery was observed for sulfate in the MSD for batch 404489; the parent sample was not a project sample, and the LCS was within limits.
- Response exceeding the instrument's linear range was observed for sulfate in the MSD for batch 404489; affected data was qualified with "E".
- No other analytical problems were encountered.

**Chemical Oxygen Demand by EPA 410.4 (EPA 410.4):**
No analytical problems were encountered.

**Alkalinity (SM2320B):**
No analytical problems were encountered.

**Sulfide (SM 4500-S2-D):**
No analytical problems were encountered.

**Total Dissolved Solids (TDS) (SM2540C):**
No analytical problems were encountered.

**Chemical Oxygen Demand (EPA 410.4):**
No analytical problems were encountered.

**Ammonia and TKN- Semi-Automated Method (SM 4500-NH3-G):**
No analytical problems were encountered.

**RSK-175 CO2 (RSK-175):**
McCampbell Analytical, Inc. in Pittsburg, CA performed the analysis (see sublab report section for certifications). Please see the McCampbell Analytical, Inc. case narrative.

@MCM 5/22/26

# ENTHALPY ANALYTICAL

## Chain of Custody Record

Lab No: 560074 @ 560062

Page: 1 of 1

| Turn Around Time (rush by advanced notice only) | | | | | |
|---|---|---|---|---|---|
| Standard: | X | 5 Day: | | 3 Day: | |
| 2 Day: | | 1 Day: | | Custom TAT: | |


**Enthalpy Analytical**

931 W Barkely Ave, Orange, CA 92868

(714) 771-6900


**Matrix:** A = Air S = Soil/Solid W = Water DW = Drinking Wate SD = Sediment PP = Pure Product SEA = Sea Water SW = Swab T = Tissue WP = Wipe O = Other

**Preservatives:** 1 = $Na_2S_2O_3$ 2 = HCl 3 = $HNO_3$ 4 = $H_2SO_4$ 5 = NaOH 6 = Other

**Sample Receipt Temp:** 3.3/2.0 1149 4.3 (lab use only)

| CUSTOMER INFORMATION | | PROJECT INFORMATION | |
|---|---|---|---|
| Company: | Chiquita Canyon Landfill | Name: | Matt Breuer |
| Report To: | Matt Breuer | Number: | 661-257-3655 |
| Email: | Matthew.Breuer@wasteconnections.com | P.O. #: | |
| Address: | 29201 Henry Mayo Drive | Address: | |
| | Castaic, CA, 91384 | | |
| Phone: | 661-257-3655 | Global ID: | L10003464243 |
| Fax: | | Sampled By: | Paul Chang |

| | Sample ID | Sampling Date | Sampling Time | Matrix | Container No. / Size | Pres. | VOCs (EPA 8260B) | 1,4-Dioxane | Alkalinity, total | Bicarbonate as CaCO3 | Ammonia-N, Nitrate-N | COD, Cl, SO4, TDS, TOC | B, Ca, Fe, K, Mg, Mn, Na | Bromide, Fluoride, Sulfide | Carbon dioxide |
|---|---|---|---|---|---|---|---|---|---|---|---|---|---|---|---|
| 1 | FP-01 | 5/21/26 | 932 | W | 13 | var. | X | X | X | X | X | X | X | X | X |
| 2 | DW-31 | ↓ | 1029 | ↓ | ↓ | ↓ | X | X | X | X | X | X | X | X | X |
| 3 | DW-29 | ↓ | 1114 | ↓ | ↓ | ↓ | X | X | X | X | X | X | X | X | X |
| 4 | QCFB | ↓ | 1032 | ↓ | 3 | ↓ | X | | | | | | | | |
| 5 | QCTB | — | — | ↓ | 2 | ↓ | X | | | | | | | | |
| 6 | | | | | | | | | | | | | | | |
| 7 | | | | | | | | | | | | | | | |
| 8 | | | | | | | | | | | | | | | |
| 9 | | | | | | | | | | | | | | | |
| 10 | | | | | | | | | | | | | | | |

**Analysis Request**

**Test Instructions / Comments**

**Quarterly MPars**

cc report to: pchang@changenvironmental.com Basic EDD & GeoTracker EDF

Login 560062

| | Signature | Print Name | Company / Title | Date / Time |
|---|---|---|---|---|
| 1 Relinquished By: | | Paul Chang | CEI | 5/21/26 12:36 |
| 1 Received By: | | Alice T | EA/NH | 5/21/26 12:36 |
| 2 Relinquished By: | | Alice T | EA/NH | 5/22/26 935 |
| 2 Received By: | | Glenn O. | O-NH | 5-22-26 935 |
| 3 Relinquished By: | | Glenn O. | O-NH | 5-22-26 12:00 |
| 3 Received By: | Bob Shutt | PONGSAK STRATTON | O.T. | 5/22/26 12:30 |
| Relinq Rec'd | Bob Shutt | PONGSAK STRATTON Nicole Mendoza | O.T. | 5/22/26 13:10 |

5 of 34

Onterris

# SAMPLE RECEIPT CHECKLIST

**Section 1: General Info**
Date Received: 5/21/26 Job#: 560074 Client: CCL

**Section 2: Shipping / Custody** **Are custody seals present?** ☐ Yes ☒ No
Custody seals intact on arrival? ☐ N/A ☒ Yes ☐ No ☐ On cooler / box ☐ On samples
☐ Courier ☒ Walk-In ☐ Field Sampling ☐ Shipping Info: _____

**Section 3a: Condition / Packaging** ☐ **Outside 0.0 - 6.0°C (0.0 - 10.0°C for microbiology) (PM notified)**
Date Opened 5/21/26 By (initials) AXT Type of ice used: ☐ Wet ☐ Blue/Gel ☐ None
☒ Samples received on ice directly from the field; cooling process had begun. (if checked, skip temperatures)
☐ Sample matrix doesn't require cooling (e.g. air, bulk PCB). (if checked, skip temperatures)
If no cooler: Observed/Corrected Temp (°C): _____ / _____ Thermometer/IR Gun ID:_____CF:_____
Cooler Temp (obs/corr) (°C) #1:_____ /_____ #2:_____ /_____ #3:_____ /_____ #4:_____ /_____ #5:_____ /_____ #6:_____ /_____

**Section 3b: Microbiology Samples** ☒ **No microbiology samples submitted (skip 3b)**
☐ Within temp range 0.0 - 10.0°C or received on ice directly from field.
☐ Adequate headspace for microbiology analysis.

**Section 3c: Air Samples** ☒ **No air samples submitted (skip 3c)**
☐ 1.4L Canisters ☐ 6L Canisters ☐ Tedlar Bags ☐ MCE Cassettes ☐ Sorbent Tubes ☐ Other_____

| **Section 4: Containers / Labels / Samples** | YES | NO | N/A |
|---|---|---|---|
| 1) Were custody papers present, filled properly, and legible? | | | |
| 2) Is the sampler's name present on the CoC? | | | |
| 3) Were containers received in good condition (unbroken / unopened / uncompromised)? | | | |
| 4) Were the samples bagged? (required for microbiology samples; recommended for soil samples) | | | |
| 5) Were all of, and only, the correct samples received? | | | |
| 6) Are sample labels present, legible, and in agreement with the CoC? | | | |
| 7) Does the container count match the CoC? | | | |
| 8) Was sufficient sample volume / mass received for the analyses requested? | | | |
| 9) Were samples received in proper containers for the analyses requested? | | | |
| 10) Were samples received with > 1/2 holding time remaining? | | | |
| 11) Are samples properly preserved as indicated by CoC / labels? | | | |
| 12) Unpreserved VOAs received - If necessary, was the hold time changed in LIMS? | | | |
| 13) Are VOA vials free from headspace/bubbles > 6mm? | | | |

**Section 5: Explanations / Comments**
(If no comments are made, then no discrepancies noted.)

☐ **No additional discrepancies**

**Form Completed By (print):** AXT **(sign):** _____

**Date Labeled:** 5/21/26 **By (print):** AXT **(sign):** _____

Onterris

# SAMPLE RECEIPT CHECKLIST

**Section 1: General Info**
Date Received: 5/22/26 Job#: 560062 Client: WASTECONNECTIONS

**Section 2: Shipping / Custody** **Are custody seals present?** ☐ Yes ☒ No
Custody seals intact on arrival? ☒ N/A ☐ Yes ☐ No ☐ On cooler / box ☐ On samples
☒ Courier ☐ Walk-In ☐ Field Sampling ☐ Shipping Info: _____

**Section 3a: Condition / Packaging** ☐ **Outside 0.0 - 6.0°C (0.0 - 10.0°C for microbiology) (PM notified)**
Date Opened 5/22/26 By (initials) PSS Type of ice used: ☒ Wet ☐ Blue/Gel ☐ None
☐ Samples received on ice directly from the field; cooling process had begun. (if checked, skip temperatures)
☐ Sample matrix doesn't require cooling (e.g. air, bulk PCB). (if checked, skip temperatures)
If no cooler: Observed/Corrected Temp (°C): ____ / ____ Thermometer/IR Gun ID: IR 19 CF: -1.3
Cooler Temp (obs/corr) (°C) #1: 3.3 / 2.0 #2: ____ / ____ #3: ____ / ____ #4: ____ / ____ #5: ____ / ____ #6: ____ / ____

**Section 3b: Microbiology Samples** ☒ **No microbiology samples submitted (skip 3b)**
☐ Within temp range 0.0 - 10.0°C or received on ice directly from field.
☐ Adequate headspace for microbiology analysis.

**Section 3c: Air Samples** ☒ **No air samples submitted (skip 3c)**
☐ 1.4L Canisters ☐ 6L Canisters ☐ Tedlar Bags ☐ MCE Cassettes ☐ Sorbent Tubes ☐ Other _____
Tedlar Bags received protected from light (ASTM D5504 Sulfur only)? ☐ N/A ☐ Yes ☐ No

| **Section 4: Containers / Labels / Samples** | YES | NO | N/A |
|---|---|---|---|
| 1) Were custody papers present, filled properly, and legible? | ✔ | | |
| 2) Is the sampler's name present on the CoC? | ✔ | | |
| 3) Were containers received in good condition (unbroken / unopened / uncompromised)? | ✔ | | |
| 4) Were the samples bagged? (required for microbiology samples; recommended for soil samples) | | | ✔ |
| 5) Were all of, and only, the correct samples received? | ✔ | | |
| 6) Are sample labels present, legible, and in agreement with the CoC? | ✓ | | |
| 7) Does the container count match the CoC? | ✔ | | |
| 8) Was sufficient sample volume / mass received for the analyses requested? | ✔ | | |
| 9) Were samples received in proper containers for the analyses requested? | ✔ | | |
| 10) Were samples received with > 1/2 holding time remaining? | | ✓ | |
| 11) Are samples properly preserved as indicated by CoC / labels? | ✔ | | |
| 12) Unpreserved VOAs received - If necessary, was the hold time changed in LIMS? | | | ✔ |
| 13) Are VOA vials free from headspace/bubbles > 6mm? | ✓ | | |

**Section 5: Explanations / Comments**
(If no comments are made, then no discrepancies noted.)
4.10X: Nitrates are received w/ 1/2 holding time remaining

☐ **No additional discrepancies**

**Form Completed By (print):** NCM **(sign):** _____

**Date Labeled:** 5/22/26 **By (print):** AXT **(sign):** N/A

Onterris ENTHALPY ANALYTICAL

# Analysis Results for 560062

Matt Breuer
Waste Connections
Chiquita Canyon Landfill
29201 Henry Mayo Drive
Castaic, CA 91384

Lab Job #: 560062
Project No: GW MONITORING
Location: CCLF Groundwater - Quarterly MPARS
Date Received: 05/21/26

**Sample ID: FP-01** **Lab ID: 560062-001** **Collected: 05/21/26 09:32**
**Matrix: Water**

| 560062-001 Analyte | Result | Qual | Units | RL | MDL | DF | Batch | Prepared | Analyzed | Chemist |
|---|---|---|---|---|---|---|---|---|---|---|
| Method: EPA 300.0<br>Prep Method: METHOD | | | | | | | | | | |
| Fluoride | **0.29** | | mg/L | 0.20 | 0.059 | 1 | 404489 | 05/22/26 14:43 | 05/22/26 16:27 | BPH |
| Chloride | **93** | | mg/L | 1.0 | 0.26 | 1 | 404489 | 05/22/26 14:43 | 05/22/26 16:27 | BPH |
| Bromide | **0.41** | | mg/L | 0.30 | 0.061 | 1 | 404489 | 05/22/26 14:43 | 05/22/26 16:27 | BPH |
| Nitrogen, Nitrate | **0.11** | | mg/L | 0.10 | 0.05 | 1 | 404489 | 05/22/26 14:43 | 05/22/26 16:27 | BPH |
| Sulfate | **370** | | mg/L | 10 | 1.8 | 10 | 404489 | 05/22/26 14:43 | 05/22/26 16:48 | BPH |
| Method: EPA 350.1<br>Prep Method: METHOD | | | | | | | | | | |
| Ammonia-N | ND | | mg/L | 0.10 | 0.068 | 1 | 404638 | 05/26/26 | 05/26/26 | JAK |
| Method: EPA 410.4<br>Prep Method: EPA 410.4 | | | | | | | | | | |
| Chemical Oxygen Demand | **34** | | mg/L | 4.0 | 2.6 | 1 | 404677 | 05/26/26 | 05/27/26 | RDL |
| Method: EPA 6010B<br>Prep Method: EPA 3015A | | | | | | | | | | |
| Boron | **0.50** | | mg/L | 0.050 | 0.0090 | 1 | 404583 | 05/24/26 | 05/25/26 | DXC |
| Calcium | **160** | | mg/L | 0.10 | 0.0095 | 1 | 404583 | 05/24/26 | 05/25/26 | DXC |
| Iron | ND | | mg/L | 0.050 | 0.017 | 1 | 404583 | 05/24/26 | 05/25/26 | DXC |
| Magnesium | **32** | | mg/L | 0.10 | 0.017 | 1 | 404583 | 05/24/26 | 05/25/26 | DXC |
| Manganese | **0.60** | | mg/L | 0.010 | 0.00075 | 1 | 404583 | 05/24/26 | 05/25/26 | DXC |
| Potassium | **1.7** | | mg/L | 0.50 | 0.20 | 1 | 404583 | 05/24/26 | 05/25/26 | DXC |
| Sodium | **140** | | mg/L | 0.50 | 0.017 | 1 | 404583 | 05/24/26 | 05/25/26 | DXC |
| Method: EPA 8260B<br>Prep Method: EPA 5030B | | | | | | | | | | |
| Freon 12 | ND | | ug/L | 1.0 | 0.1 | 1 | 404999 | 05/29/26 | 05/29/26 | LYZ |
| Chloromethane | ND | | ug/L | 1.0 | 0.2 | 1 | 404999 | 05/29/26 | 05/29/26 | LYZ |
| Vinyl Chloride | ND | | ug/L | 0.5 | 0.1 | 1 | 404999 | 05/29/26 | 05/29/26 | LYZ |
| 1,1-Dichloroethene | ND | | ug/L | 0.5 | 0.08 | 1 | 404999 | 05/29/26 | 05/29/26 | LYZ |
| Methylene Chloride | ND | | ug/L | 10 | 0.2 | 1 | 404999 | 05/29/26 | 05/29/26 | LYZ |
| 1,1-Dichloroethane | ND | | ug/L | 0.5 | 0.1 | 1 | 404999 | 05/29/26 | 05/29/26 | LYZ |
| cis-1,2-Dichloroethene | ND | | ug/L | 0.5 | 0.09 | 1 | 404999 | 05/29/26 | 05/29/26 | LYZ |
| 1,2-Dichloroethane | ND | | ug/L | 0.5 | 0.1 | 1 | 404999 | 05/29/26 | 05/29/26 | LYZ |
| Benzene | ND | | ug/L | 0.5 | 0.1 | 1 | 404999 | 05/29/26 | 05/29/26 | LYZ |
| Trichloroethene | ND | | ug/L | 0.5 | 0.1 | 1 | 404999 | 05/29/26 | 05/29/26 | LYZ |
| Tetrachloroethene | ND | | ug/L | 0.5 | 0.1 | 1 | 404999 | 05/29/26 | 05/29/26 | LYZ |
| 1,4-Dichlorobenzene | ND | | ug/L | 0.5 | 0.2 | 1 | 404999 | 05/29/26 | 05/29/26 | LYZ |
| **Surrogates** | | | | **Limits** | | | | | | |
| Dibromofluoromethane | 96% | | %REC | 70-130 | | 1 | 404999 | 05/29/26 | 05/29/26 | LYZ |
| 1,2-Dichloroethane-d4 | 116% | | %REC | 70-130 | | 1 | 404999 | 05/29/26 | 05/29/26 | LYZ |
| Toluene-d8 | 93% | | %REC | 70-130 | | 1 | 404999 | 05/29/26 | 05/29/26 | LYZ |
| Bromofluorobenzene | 96% | | %REC | 70-130 | | 1 | 404999 | 05/29/26 | 05/29/26 | LYZ |

Results for any subcontracted analyses are not included in this section.

# Analysis Results for 560062

| 560062-001 Analyte | Result | Qual | Units | RL | MDL | DF | Batch | Prepared | Analyzed | Chemist |
|---|---|---|---|---|---|---|---|---|---|---|
| Method: EPA 8270C-SIM<br>Prep Method: EPA 3535 | | | | | | | | | | |
| 1,4-Dioxane | **3.4** | | ug/L | 1.0 | 0.84 | 1 | 404791 | 05/27/26 | 05/27/26 | ZFA |
| **Surrogates** | | | | **Limits** | | | | | | |
| 1,4-Dioxane-d8 (SUR) | 96% | | %REC | 80-120 | | 1 | 404791 | 05/27/26 | 05/27/26 | ZFA |
| Method: SM 4500-S2-D<br>Prep Method: METHOD | | | | | | | | | | |
| Sulfide | ND | | mg/L | 0.10 | | 1 | 404530 | 05/22/26 | 05/22/26 | TXC |
| Method: SM 5310B<br>Prep Method: SM 5310B | | | | | | | | | | |
| Total Organic Carbon | **13** | | mg/L | 1.0 | 0.49 | 1 | 404588 | 05/24/26 | 05/24/26 | BDR |
| Method: SM2320B<br>Prep Method: METHOD | | | | | | | | | | |
| Alkalinity, Bicarbonate, as CaCO3 | **410** | | mg/L | 5.0 | | 2.5 | 404931 | 05/28/26 | 05/28/26 | ARM |
| Alkalinity, Total as CaCO3 | **410** | | mg/L | 5.0 | | 2.5 | 404931 | 05/28/26 | 05/28/26 | ARM |
| Method: SM2540C<br>Prep Method: METHOD | | | | | | | | | | |
| Total Dissolved Solids | **1,100** | | mg/L | 20 | | 2 | 404505 | 05/22/26 | 05/26/26 | CDR |

Results for any subcontracted analyses are not included in this section.

Onterris ENTHALPY ANALYTICAL

# Analysis Results for 560062

| Sample ID: DW-31 | Lab ID: 560062-002 | Collected: 05/21/26 10:29 |
|---|---|---|
| | Matrix: Water | |

| 560062-002 Analyte | Result | Qual | Units | RL | MDL | DF | Batch | Prepared | Analyzed | Chemist |
|---|---|---|---|---|---|---|---|---|---|---|
| Method: EPA 300.0<br>Prep Method: METHOD | | | | | | | | | | |
| Fluoride | **0.22** | | mg/L | 0.20 | 0.059 | 1 | 404489 | 05/22/26 14:43 | 05/22/26 17:09 | BPH |
| Chloride | **64** | | mg/L | 1.0 | 0.26 | 1 | 404489 | 05/22/26 14:43 | 05/22/26 17:09 | BPH |
| Bromide | **0.22** | J | mg/L | 0.30 | 0.061 | 1 | 404489 | 05/22/26 14:43 | 05/22/26 17:09 | BPH |
| Nitrogen, Nitrate | **0.93** | | mg/L | 0.10 | 0.05 | 1 | 404489 | 05/22/26 14:43 | 05/22/26 17:09 | BPH |
| Sulfate | **280** | | mg/L | 10 | 1.8 | 10 | 404489 | 05/22/26 14:43 | 05/22/26 17:29 | BPH |
| Method: EPA 350.1<br>Prep Method: METHOD | | | | | | | | | | |
| Ammonia-N | ND | | mg/L | 0.10 | 0.068 | 1 | 404638 | 05/26/26 | 05/26/26 | JAK |
| Method: EPA 410.4<br>Prep Method: EPA 410.4 | | | | | | | | | | |
| Chemical Oxygen Demand | **25** | | mg/L | 4.0 | 2.6 | 1 | 404677 | 05/26/26 | 05/27/26 | RDL |
| Method: EPA 6010B<br>Prep Method: EPA 3015A | | | | | | | | | | |
| Boron | **0.42** | | mg/L | 0.050 | 0.0090 | 1 | 404583 | 05/24/26 | 05/25/26 | DXC |
| Calcium | **160** | | mg/L | 0.10 | 0.0095 | 1 | 404583 | 05/24/26 | 05/25/26 | DXC |
| Iron | ND | | mg/L | 0.050 | 0.017 | 1 | 404583 | 05/24/26 | 05/25/26 | DXC |
| Magnesium | **29** | | mg/L | 0.10 | 0.017 | 1 | 404583 | 05/24/26 | 05/25/26 | DXC |
| Manganese | **0.061** | | mg/L | 0.010 | 0.00075 | 1 | 404583 | 05/24/26 | 05/25/26 | DXC |
| Potassium | **1.3** | | mg/L | 0.50 | 0.20 | 1 | 404583 | 05/24/26 | 05/25/26 | DXC |
| Sodium | **110** | | mg/L | 0.50 | 0.017 | 1 | 404583 | 05/24/26 | 05/25/26 | DXC |
| Method: EPA 8260B<br>Prep Method: EPA 5030B | | | | | | | | | | |
| Freon 12 | ND | | ug/L | 1.0 | 0.1 | 1 | 404999 | 05/29/26 | 05/29/26 | LYZ |
| Chloromethane | ND | | ug/L | 1.0 | 0.2 | 1 | 404999 | 05/29/26 | 05/29/26 | LYZ |
| Vinyl Chloride | ND | | ug/L | 0.5 | 0.1 | 1 | 404999 | 05/29/26 | 05/29/26 | LYZ |
| 1,1-Dichloroethene | ND | | ug/L | 0.5 | 0.08 | 1 | 404999 | 05/29/26 | 05/29/26 | LYZ |
| Methylene Chloride | ND | | ug/L | 10 | 0.2 | 1 | 404999 | 05/29/26 | 05/29/26 | LYZ |
| 1,1-Dichloroethane | ND | | ug/L | 0.5 | 0.1 | 1 | 404999 | 05/29/26 | 05/29/26 | LYZ |
| cis-1,2-Dichloroethene | ND | | ug/L | 0.5 | 0.09 | 1 | 404999 | 05/29/26 | 05/29/26 | LYZ |
| 1,2-Dichloroethane | ND | | ug/L | 0.5 | 0.1 | 1 | 404999 | 05/29/26 | 05/29/26 | LYZ |
| Benzene | ND | | ug/L | 0.5 | 0.1 | 1 | 404999 | 05/29/26 | 05/29/26 | LYZ |
| Trichloroethene | ND | | ug/L | 0.5 | 0.1 | 1 | 404999 | 05/29/26 | 05/29/26 | LYZ |
| Tetrachloroethene | ND | | ug/L | 0.5 | 0.1 | 1 | 404999 | 05/29/26 | 05/29/26 | LYZ |
| 1,4-Dichlorobenzene | ND | | ug/L | 0.5 | 0.2 | 1 | 404999 | 05/29/26 | 05/29/26 | LYZ |
| **Surrogates** | | | | **Limits** | | | | | | |
| Dibromofluoromethane | 97% | | %REC | 70-130 | | 1 | 404999 | 05/29/26 | 05/29/26 | LYZ |
| 1,2-Dichloroethane-d4 | 118% | | %REC | 70-130 | | 1 | 404999 | 05/29/26 | 05/29/26 | LYZ |
| Toluene-d8 | 95% | | %REC | 70-130 | | 1 | 404999 | 05/29/26 | 05/29/26 | LYZ |
| Bromofluorobenzene | 94% | | %REC | 70-130 | | 1 | 404999 | 05/29/26 | 05/29/26 | LYZ |
| Method: EPA 8270C-SIM<br>Prep Method: EPA 3535 | | | | | | | | | | |
| 1,4-Dioxane | **1.6** | | ug/L | 1.0 | 0.84 | 1 | 404791 | 05/27/26 | 05/27/26 | ZFA |
| **Surrogates** | | | | **Limits** | | | | | | |
| 1,4-Dioxane-d8 (SUR) | 99% | | %REC | 80-120 | | 1 | 404791 | 05/27/26 | 05/27/26 | ZFA |

Results for any subcontracted analyses are not included in this section.

# Analysis Results for 560062

| 560062-002 Analyte | Result | Qual | Units | RL | MDL | DF | Batch | Prepared | Analyzed | Chemist |
|---|---|---|---|---|---|---|---|---|---|---|
| Method: SM 4500-S2-D<br>Prep Method: METHOD | | | | | | | | | | |
| Sulfide | ND | | mg/L | 0.10 | | 1 | 404530 | 05/22/26 | 05/22/26 | TXC |
| Method: SM 5310B<br>Prep Method: SM 5310B | | | | | | | | | | |
| Total Organic Carbon | **15** | | mg/L | 1.0 | 0.49 | 1 | 404588 | 05/24/26 | 05/24/26 | BDR |
| Method: SM2320B<br>Prep Method: METHOD | | | | | | | | | | |
| Alkalinity, Bicarbonate, as CaCO3 | **440** | | mg/L | 5.0 | | 2.5 | 404931 | 05/28/26 | 05/28/26 | ARM |
| Alkalinity, Total as CaCO3 | **440** | | mg/L | 5.0 | | 2.5 | 404931 | 05/28/26 | 05/28/26 | ARM |
| Method: SM2540C<br>Prep Method: METHOD | | | | | | | | | | |
| Total Dissolved Solids | **920** | | mg/L | 20 | | 2 | 404505 | 05/22/26 | 05/26/26 | CDR |

Results for any subcontracted analyses are not included in this section.

Onterris ENTHALPY ANALYTICAL

# Analysis Results for 560062

| Sample ID: DW-29 | Lab ID: 560062-003 | Collected: 05/21/26 11:14 |
|---|---|---|
| | Matrix: Water | |

| 560062-003 Analyte | Result | Qual | Units | RL | MDL | DF | Batch | Prepared | Analyzed | Chemist |
|---|---|---|---|---|---|---|---|---|---|---|
| Method: EPA 300.0<br>Prep Method: METHOD | | | | | | | | | | |
| Fluoride | **0.36** | | mg/L | 0.20 | 0.059 | 1 | 404489 | 05/22/26 14:43 | 05/22/26 17:50 | BPH |
| Chloride | **95** | | mg/L | 1.0 | 0.26 | 1 | 404489 | 05/22/26 14:43 | 05/22/26 17:50 | BPH |
| Bromide | **0.35** | | mg/L | 0.30 | 0.061 | 1 | 404489 | 05/22/26 14:43 | 05/22/26 17:50 | BPH |
| Nitrogen, Nitrate | **2.0** | | mg/L | 0.10 | 0.05 | 1 | 404489 | 05/22/26 14:43 | 05/22/26 17:50 | BPH |
| Sulfate | **370** | | mg/L | 10 | 1.8 | 10 | 404489 | 05/22/26 14:43 | 05/22/26 18:53 | BPH |
| Method: EPA 350.1<br>Prep Method: METHOD | | | | | | | | | | |
| Ammonia-N | ND | | mg/L | 0.10 | 0.068 | 1 | 404638 | 05/26/26 | 05/26/26 | JAK |
| Method: EPA 410.4<br>Prep Method: EPA 410.4 | | | | | | | | | | |
| Chemical Oxygen Demand | **18** | | mg/L | 4.0 | 2.6 | 1 | 404677 | 05/26/26 | 05/27/26 | RDL |
| Method: EPA 6010B<br>Prep Method: EPA 3015A | | | | | | | | | | |
| Boron | **0.40** | | mg/L | 0.050 | 0.0090 | 1 | 404583 | 05/24/26 | 05/25/26 | DXC |
| Calcium | **77** | | mg/L | 0.10 | 0.0095 | 1 | 404583 | 05/24/26 | 05/25/26 | DXC |
| Iron | **0.076** | | mg/L | 0.050 | 0.017 | 1 | 404583 | 05/24/26 | 05/25/26 | DXC |
| Magnesium | **10** | | mg/L | 0.10 | 0.017 | 1 | 404583 | 05/24/26 | 05/25/26 | DXC |
| Manganese | **0.17** | | mg/L | 0.010 | 0.00075 | 1 | 404583 | 05/24/26 | 05/25/26 | DXC |
| Potassium | **1.6** | | mg/L | 0.50 | 0.20 | 1 | 404583 | 05/24/26 | 05/25/26 | DXC |
| Sodium | **250** | | mg/L | 0.50 | 0.017 | 1 | 404583 | 05/24/26 | 05/25/26 | DXC |
| Method: EPA 8260B<br>Prep Method: EPA 5030B | | | | | | | | | | |
| Freon 12 | ND | | ug/L | 1.0 | 0.1 | 1 | 404999 | 05/29/26 | 05/29/26 | LYZ |
| Chloromethane | ND | | ug/L | 1.0 | 0.2 | 1 | 404999 | 05/29/26 | 05/29/26 | LYZ |
| Vinyl Chloride | ND | | ug/L | 0.5 | 0.1 | 1 | 404999 | 05/29/26 | 05/29/26 | LYZ |
| 1,1-Dichloroethene | ND | | ug/L | 0.5 | 0.08 | 1 | 404999 | 05/29/26 | 05/29/26 | LYZ |
| Methylene Chloride | ND | | ug/L | 10 | 0.2 | 1 | 404999 | 05/29/26 | 05/29/26 | LYZ |
| 1,1-Dichloroethane | ND | | ug/L | 0.5 | 0.1 | 1 | 404999 | 05/29/26 | 05/29/26 | LYZ |
| cis-1,2-Dichloroethene | ND | | ug/L | 0.5 | 0.09 | 1 | 404999 | 05/29/26 | 05/29/26 | LYZ |
| 1,2-Dichloroethane | ND | | ug/L | 0.5 | 0.1 | 1 | 404999 | 05/29/26 | 05/29/26 | LYZ |
| Benzene | ND | | ug/L | 0.5 | 0.1 | 1 | 404999 | 05/29/26 | 05/29/26 | LYZ |
| Trichloroethene | ND | | ug/L | 0.5 | 0.1 | 1 | 404999 | 05/29/26 | 05/29/26 | LYZ |
| Tetrachloroethene | ND | | ug/L | 0.5 | 0.1 | 1 | 404999 | 05/29/26 | 05/29/26 | LYZ |
| 1,4-Dichlorobenzene | ND | | ug/L | 0.5 | 0.2 | 1 | 404999 | 05/29/26 | 05/29/26 | LYZ |
| **Surrogates** | | | | **Limits** | | | | | | |
| Dibromofluoromethane | 95% | | %REC | 70-130 | | 1 | 404999 | 05/29/26 | 05/29/26 | LYZ |
| 1,2-Dichloroethane-d4 | 119% | | %REC | 70-130 | | 1 | 404999 | 05/29/26 | 05/29/26 | LYZ |
| Toluene-d8 | 93% | | %REC | 70-130 | | 1 | 404999 | 05/29/26 | 05/29/26 | LYZ |
| Bromofluorobenzene | 92% | | %REC | 70-130 | | 1 | 404999 | 05/29/26 | 05/29/26 | LYZ |
| Method: EPA 8270C-SIM<br>Prep Method: EPA 3535 | | | | | | | | | | |
| 1,4-Dioxane | ND | | ug/L | 1.0 | 0.84 | 1 | 404791 | 05/27/26 | 05/27/26 | ZFA |
| **Surrogates** | | | | **Limits** | | | | | | |
| 1,4-Dioxane-d8 (SUR) | 99% | | %REC | 80-120 | | 1 | 404791 | 05/27/26 | 05/27/26 | ZFA |

Results for any subcontracted analyses are not included in this section.

# Analysis Results for 560062

| 560062-003 Analyte | Result | Qual | Units | RL | MDL | DF | Batch | Prepared | Analyzed | Chemist |
|---|---|---|---|---|---|---|---|---|---|---|
| Method: SM 4500-S2-D<br>Prep Method: METHOD | | | | | | | | | | |
| Sulfide | ND | | mg/L | 0.10 | | 1 | 404530 | 05/22/26 | 05/22/26 | TXC |
| Method: SM 5310B<br>Prep Method: SM 5310B | | | | | | | | | | |
| Total Organic Carbon | **11** | | mg/L | 1.0 | 0.49 | 1 | 404588 | 05/24/26 | 05/24/26 | BDR |
| Method: SM2320B<br>Prep Method: METHOD | | | | | | | | | | |
| Alkalinity, Bicarbonate, as CaCO3 | **300** | | mg/L | 5.0 | | 2.5 | 404931 | 05/28/26 | 05/28/26 | ARM |
| Alkalinity, Total as CaCO3 | **300** | | mg/L | 5.0 | | 2.5 | 404931 | 05/28/26 | 05/28/26 | ARM |
| Method: SM2540C<br>Prep Method: METHOD | | | | | | | | | | |
| Total Dissolved Solids | **970** | | mg/L | 20 | | 2 | 404505 | 05/22/26 | 05/26/26 | CDR |

**Sample ID: QCFB** **Lab ID: 560062-004** **Collected: 05/21/26 10:32**
**Matrix: Water**

| 560062-004 Analyte | Result | Qual | Units | RL | MDL | DF | Batch | Prepared | Analyzed | Chemist |
|---|---|---|---|---|---|---|---|---|---|---|
| Method: EPA 8260B<br>Prep Method: EPA 5030B | | | | | | | | | | |
| Freon 12 | ND | | ug/L | 1.0 | 0.1 | 1 | 404999 | 05/29/26 | 05/29/26 | LYZ |
| Chloromethane | ND | | ug/L | 1.0 | 0.2 | 1 | 404999 | 05/29/26 | 05/29/26 | LYZ |
| Vinyl Chloride | ND | | ug/L | 0.5 | 0.1 | 1 | 404999 | 05/29/26 | 05/29/26 | LYZ |
| 1,1-Dichloroethene | ND | | ug/L | 0.5 | 0.08 | 1 | 404999 | 05/29/26 | 05/29/26 | LYZ |
| Methylene Chloride | **0.3** | J | ug/L | 10 | 0.2 | 1 | 404999 | 05/29/26 | 05/29/26 | LYZ |
| 1,1-Dichloroethane | ND | | ug/L | 0.5 | 0.1 | 1 | 404999 | 05/29/26 | 05/29/26 | LYZ |
| cis-1,2-Dichloroethene | ND | | ug/L | 0.5 | 0.09 | 1 | 404999 | 05/29/26 | 05/29/26 | LYZ |
| 1,2-Dichloroethane | ND | | ug/L | 0.5 | 0.1 | 1 | 404999 | 05/29/26 | 05/29/26 | LYZ |
| Benzene | ND | | ug/L | 0.5 | 0.1 | 1 | 404999 | 05/29/26 | 05/29/26 | LYZ |
| Trichloroethene | ND | | ug/L | 0.5 | 0.1 | 1 | 404999 | 05/29/26 | 05/29/26 | LYZ |
| Tetrachloroethene | ND | | ug/L | 0.5 | 0.1 | 1 | 404999 | 05/29/26 | 05/29/26 | LYZ |
| 1,4-Dichlorobenzene | ND | | ug/L | 0.5 | 0.2 | 1 | 404999 | 05/29/26 | 05/29/26 | LYZ |
| **Surrogates** | | | | **Limits** | | | | | | |
| Dibromofluoromethane | 95% | | %REC | 70-130 | | 1 | 404999 | 05/29/26 | 05/29/26 | LYZ |
| 1,2-Dichloroethane-d4 | 118% | | %REC | 70-130 | | 1 | 404999 | 05/29/26 | 05/29/26 | LYZ |
| Toluene-d8 | 96% | | %REC | 70-130 | | 1 | 404999 | 05/29/26 | 05/29/26 | LYZ |
| Bromofluorobenzene | 92% | | %REC | 70-130 | | 1 | 404999 | 05/29/26 | 05/29/26 | LYZ |

Results for any subcontracted analyses are not included in this section.

Onterris ENTHALPY ANALYTICAL

# Analysis Results for 560062

| Sample ID: QCTB | Lab ID: 560062-005 | Collected: 05/21/26 |
|---|---|---|
| | Matrix: Water | |

| 560062-005 Analyte | Result | Qual | Units | RL | MDL | DF | Batch | Prepared | Analyzed | Chemist |
|---|---|---|---|---|---|---|---|---|---|---|
| Method: EPA 8260B<br>Prep Method: EPA 5030B | | | | | | | | | | |
| Freon 12 | ND | | ug/L | 1.0 | 0.1 | 1 | 404999 | 05/29/26 | 05/29/26 | LYZ |
| Chloromethane | ND | | ug/L | 1.0 | 0.2 | 1 | 404999 | 05/29/26 | 05/29/26 | LYZ |
| Vinyl Chloride | ND | | ug/L | 0.5 | 0.1 | 1 | 404999 | 05/29/26 | 05/29/26 | LYZ |
| 1,1-Dichloroethene | ND | | ug/L | 0.5 | 0.08 | 1 | 404999 | 05/29/26 | 05/29/26 | LYZ |
| Methylene Chloride | **0.6** | J | ug/L | 10 | 0.2 | 1 | 404999 | 05/29/26 | 05/29/26 | LYZ |
| 1,1-Dichloroethane | ND | | ug/L | 0.5 | 0.1 | 1 | 404999 | 05/29/26 | 05/29/26 | LYZ |
| cis-1,2-Dichloroethene | ND | | ug/L | 0.5 | 0.09 | 1 | 404999 | 05/29/26 | 05/29/26 | LYZ |
| 1,2-Dichloroethane | ND | | ug/L | 0.5 | 0.1 | 1 | 404999 | 05/29/26 | 05/29/26 | LYZ |
| Benzene | ND | | ug/L | 0.5 | 0.1 | 1 | 404999 | 05/29/26 | 05/29/26 | LYZ |
| Trichloroethene | ND | | ug/L | 0.5 | 0.1 | 1 | 404999 | 05/29/26 | 05/29/26 | LYZ |
| Tetrachloroethene | ND | | ug/L | 0.5 | 0.1 | 1 | 404999 | 05/29/26 | 05/29/26 | LYZ |
| 1,4-Dichlorobenzene | ND | | ug/L | 0.5 | 0.2 | 1 | 404999 | 05/29/26 | 05/29/26 | LYZ |
| **Surrogates** | | | | **Limits** | | | | | | |
| Dibromofluoromethane | 97% | | %REC | 70-130 | | 1 | 404999 | 05/29/26 | 05/29/26 | LYZ |
| 1,2-Dichloroethane-d4 | 118% | | %REC | 70-130 | | 1 | 404999 | 05/29/26 | 05/29/26 | LYZ |
| Toluene-d8 | 97% | | %REC | 70-130 | | 1 | 404999 | 05/29/26 | 05/29/26 | LYZ |
| Bromofluorobenzene | 97% | | %REC | 70-130 | | 1 | 404999 | 05/29/26 | 05/29/26 | LYZ |

J Estimated value
ND Not Detected

Results for any subcontracted analyses are not included in this section.

# Batch QC

| | | |
|---|---|---|
| **Type: Blank** | **Lab ID: QC1373364** | **Batch: 404489** |
| **Matrix: Water** | **Method: EPA 300.0** | **Prep Method: METHOD** |

| QC1373364 Analyte | Result | Qual | Units | RL | MDL | Prepared | Analyzed |
|---|---|---|---|---|---|---|---|
| Fluoride | ND | | mg/L | 0.20 | 0.059 | 05/22/26 14:43 | 05/22/26 14:43 |
| Chloride | ND | | mg/L | 1.0 | 0.26 | 05/22/26 14:43 | 05/22/26 14:43 |
| Bromide | ND | | mg/L | 0.30 | 0.061 | 05/22/26 14:43 | 05/22/26 14:43 |
| Nitrogen, Nitrate | ND | | mg/L | 0.10 | 0.05 | 05/22/26 14:43 | 05/22/26 14:43 |
| Sulfate | ND | | mg/L | 1.0 | 0.18 | 05/22/26 14:43 | 05/22/26 14:43 |

| | | |
|---|---|---|
| **Type: Lab Control Sample** | **Lab ID: QC1373365** | **Batch: 404489** |
| **Matrix: Water** | **Method: EPA 300.0** | **Prep Method: METHOD** |

| QC1373365 Analyte | Result | Spiked | Units | Recovery | Qual | Limits |
|---|---|---|---|---|---|---|
| Fluoride | 10.36 | 10.00 | mg/L | 104% | | 90-110 |
| Chloride | 48.97 | 50.00 | mg/L | 98% | | 90-110 |
| Bromide | 15.25 | 15.00 | mg/L | 102% | | 90-110 |
| Nitrogen, Nitrate | 4.593 | 4.518 | mg/L | 102% | | 90-110 |
| Sulfate | 25.56 | 25.00 | mg/L | 102% | | 90-110 |

| | | |
|---|---|---|
| **Type: Matrix Spike** | **Lab ID: QC1373366** | **Batch: 404489** |
| **Matrix (Source ID): Water (560165-001)** | **Method: EPA 300.0** | **Prep Method: METHOD** |

| QC1373366 Analyte | Result | Source Sample Result | Spiked | Units | Recovery | Qual | Limits | DF |
|---|---|---|---|---|---|---|---|---|
| Fluoride | 23.96 | 0.08055 | 20.00 | mg/L | 119% | | 80-129 | 1 |
| Chloride | 118.6 | 2.682 | 100.0 | mg/L | 116% | | 80-123 | 1 |
| Bromide | 17.24 | ND | 15.00 | mg/L | 115% | | 80-121 | 1 |
| Nitrogen, Nitrate | 10.47 | ND | 9.036 | mg/L | 116% | | 80-123 | 1 |
| Sulfate | 65.25 | 6.680 | 50.00 | mg/L | 117% | | 79-124 | 1 |

| | | |
|---|---|---|
| **Type: Matrix Spike Duplicate** | **Lab ID: QC1373367** | **Batch: 404489** |
| **Matrix (Source ID): Water (560165-001)** | **Method: EPA 300.0** | **Prep Method: METHOD** |

| QC1373367 Analyte | Result | Source Sample Result | Spiked | Units | Recovery | Qual | Limits | RPD | RPD Lim | DF |
|---|---|---|---|---|---|---|---|---|---|---|
| Fluoride | 28.54 | 0.08055 | 20.00 | mg/L | 142% | * | 80-129 | 17 | 21 | 1 |
| Chloride | 140.9 | 2.682 | 100.0 | mg/L | 138% | * | 80-123 | 17 | 20 | 1 |
| Bromide | 20.61 | ND | 15.00 | mg/L | 137% | * | 80-121 | 18 | 20 | 1 |
| Nitrogen, Nitrate | 12.51 | ND | 9.036 | mg/L | 138% | * | 80-123 | 18 | 20 | 1 |
| Sulfate | 76.49 | 6.680 | 50.00 | mg/L | 140% | * | 79-124 | 16 | 20 | 1 |

# Batch QC

| Type: | Matrix Spike | Lab ID: | QC1373470 | Batch: | 404489 |
|---|---|---|---|---|---|
| Matrix (Source ID): | Water (560196-004) | Method: | EPA 300.0 | Prep Method: | METHOD |

| QC1373470 Analyte | Result | Source Sample Result | Spiked | Units | Recovery | Qual | Limits | DF |
|---|---|---|---|---|---|---|---|---|
| Fluoride | 24.57 | 0.07670 | 20.00 | mg/L | 122% | | 80-129 | 1 |
| Chloride | 149.9 | 30.87 | 100.0 | mg/L | 119% | | 80-123 | 1 |
| Bromide | 17.64 | 0.1263 | 15.00 | mg/L | 117% | | 80-121 | 1 |
| Nitrogen, Nitrate | 10.68 | ND | 9.036 | mg/L | 118% | | 80-123 | 1 |
| Sulfate | 96.80 | 37.55 | 50.00 | mg/L | 118% | | 79-124 | 1 |

| Type: | Matrix Spike Duplicate | Lab ID: | QC1373471 | Batch: | 404489 |
|---|---|---|---|---|---|
| Matrix (Source ID): | Water (560196-004) | Method: | EPA 300.0 | Prep Method: | METHOD |

| QC1373471 Analyte | Result | Source Sample Result | Spiked | Units | Recovery | Qual | Limits | RPD | RPD Lim | DF |
|---|---|---|---|---|---|---|---|---|---|---|
| Fluoride | 25.78 | 0.07670 | 20.00 | mg/L | 128% | | 80-129 | 5 | 21 | 1 |
| Chloride | 154.1 | 30.87 | 100.0 | mg/L | 123% | | 80-123 | 3 | 20 | 1 |
| Bromide | 18.26 | 0.1263 | 15.00 | mg/L | 121% | | 80-121 | 3 | 20 | 1 |
| Nitrogen, Nitrate | 11.08 | ND | 9.036 | mg/L | 123% | | 80-123 | 4 | 20 | 1 |
| Sulfate | 100.6 | 37.55 | 50.00 | mg/L | 126% | E,* | 79-124 | | 20 | 1 |

| Type: | Blank | Lab ID: | QC1373956 | Batch: | 404638 |
|---|---|---|---|---|---|
| Matrix: | Water | Method: | EPA 350.1 | Prep Method: | METHOD |

| QC1373956 Analyte | Result | Qual | Units | RL | MDL | Prepared | Analyzed |
|---|---|---|---|---|---|---|---|
| Ammonia-N | ND | | mg/L | 0.10 | 0.068 | 05/26/26 | 05/26/26 |

| Type: | Lab Control Sample | Lab ID: | QC1373957 | Batch: | 404638 |
|---|---|---|---|---|---|
| Matrix: | Water | Method: | EPA 350.1 | Prep Method: | METHOD |

| QC1373957 Analyte | Result | Spiked | Units | Recovery | Qual | Limits |
|---|---|---|---|---|---|---|
| Ammonia-N | 0.9929 | 1.000 | mg/L | 99% | | 90-110 |

| Type: | Matrix Spike | Lab ID: | QC1373958 | Batch: | 404638 |
|---|---|---|---|---|---|
| Matrix (Source ID): | Water (559023-006) | Method: | EPA 350.1 | Prep Method: | SM 4500-NH3-G SD |

| QC1373958 Analyte | Result | Source Sample Result | Spiked | Units | Recovery | Qual | Limits | DF |
|---|---|---|---|---|---|---|---|---|
| Ammonia-N | 26.85 | 25.36 | 1.000 | mg/L | | NM | 90-110 | 51 |

# Batch QC

**Type:** Matrix Spike Duplicate **Lab ID:** QC1373959 **Batch:** 404638
**Matrix (Source ID):** Water (559023-006) **Method:** EPA 350.1 **Prep Method:** SM 4500-NH3-G SD

| QC1373959 Analyte | Result | Source Sample Result | Spiked | Units | Recovery | Qual | Limits | RPD | RPD Lim | DF |
|---|---|---|---|---|---|---|---|---|---|---|
| Ammonia-N | 27.19 | 25.36 | 1.000 | mg/L | | NM | 90-110 | 1 | 20 | 51 |

**Type:** Blank **Lab ID:** QC1374101 **Batch:** 404677
**Matrix:** Water **Method:** EPA 410.4 **Prep Method:** EPA 410.4

| QC1374101 Analyte | Result | Qual | Units | RL | MDL | Prepared | Analyzed |
|---|---|---|---|---|---|---|---|
| Chemical Oxygen Demand | ND | | mg/L | 4.0 | 2.6 | 05/26/26 | 05/27/26 |

**Type:** Lab Control Sample **Lab ID:** QC1374102 **Batch:** 404677
**Matrix:** Water **Method:** EPA 410.4 **Prep Method:** EPA 410.4

| QC1374102 Analyte | Result | Spiked | Units | Recovery | Qual | Limits |
|---|---|---|---|---|---|---|
| Chemical Oxygen Demand | 104.0 | 100.0 | mg/L | 104% | | 90-110 |

**Type:** Matrix Spike **Lab ID:** QC1374103 **Batch:** 404677
**Matrix (Source ID):** Water (560163-001) **Method:** EPA 410.4 **Prep Method:** EPA 410.4

| QC1374103 Analyte | Result | Source Sample Result | Spiked | Units | Recovery | Qual | Limits | DF |
|---|---|---|---|---|---|---|---|---|
| Chemical Oxygen Demand | 112.0 | ND | 100.0 | mg/L | 109% | | 75-125 | 2 |

**Type:** Matrix Spike Duplicate **Lab ID:** QC1374104 **Batch:** 404677
**Matrix (Source ID):** Water (560163-001) **Method:** EPA 410.4 **Prep Method:** EPA 410.4

| QC1374104 Analyte | Result | Source Sample Result | Spiked | Units | Recovery | Qual | Limits | RPD | RPD Lim | DF |
|---|---|---|---|---|---|---|---|---|---|---|
| Chemical Oxygen Demand | 112.0 | ND | 100.0 | mg/L | 109% | | 75-125 | 0 | 20 | 2 |

**Type:** Blank **Lab ID:** QC1373698 **Batch:** 404583
**Matrix:** Water **Method:** EPA 6010B **Prep Method:** EPA 3015A

| QC1373698 Analyte | Result | Qual | Units | RL | MDL | Prepared | Analyzed |
|---|---|---|---|---|---|---|---|
| Boron | ND | | mg/L | 0.050 | 0.0090 | 05/24/26 | 05/25/26 |
| Calcium | ND | | mg/L | 0.10 | 0.0095 | 05/24/26 | 05/25/26 |
| Iron | ND | | mg/L | 0.020 | 0.017 | 05/24/26 | 05/25/26 |
| Magnesium | ND | | mg/L | 0.10 | 0.017 | 05/24/26 | 05/25/26 |
| Manganese | ND | | mg/L | 0.010 | 0.00075 | 05/24/26 | 05/25/26 |
| Potassium | ND | | mg/L | 0.50 | 0.20 | 05/24/26 | 05/25/26 |
| Sodium | ND | | mg/L | 0.50 | 0.017 | 05/24/26 | 05/25/26 |

# Batch QC

| | | | | | |
|---|---|---|---|---|---|
| **Type:** | **Lab Control Sample** | **Lab ID:** | **QC1373699** | **Batch:** | **404583** |
| **Matrix:** | **Water** | **Method:** | **EPA 6010B** | **Prep Method:** | **EPA 3015A** |

| QC1373699 Analyte | Result | Spiked | Units | Recovery | Qual | Limits |
|---|---|---|---|---|---|---|
| Boron | 0.3861 | 0.4000 | mg/L | 97% | | 80-120 |
| Calcium | 19.73 | 20.40 | mg/L | 97% | | 80-120 |
| Iron | 0.3978 | 0.4000 | mg/L | 99% | | 80-120 |
| Magnesium | 19.65 | 20.40 | mg/L | 96% | | 80-120 |
| Manganese | 0.3927 | 0.4000 | mg/L | 98% | | 80-120 |
| Potassium | 22.56 | 24.00 | mg/L | 94% | | 80-120 |
| Sodium | 19.67 | 20.40 | mg/L | 96% | | 80-120 |

| | | | | | |
|---|---|---|---|---|---|
| **Type:** | **Matrix Spike** | **Lab ID:** | **QC1373700** | **Batch:** | **404583** |
| **Matrix (Source ID):** | **Water (560216-001)** | **Method:** | **EPA 6010B** | **Prep Method:** | **EPA 3015A** |

| QC1373700 Analyte | Result | Source Sample Result | Spiked | Units | Recovery | Qual | Limits | DF |
|---|---|---|---|---|---|---|---|---|
| Boron | 84.50 | 81.12 | 4.000 | mg/L | 84% | NM | 75-125 | 10 |
| Calcium | 6,685 | 6460 | 204.0 | mg/L | 110% | NM | 75-125 | 10 |
| Iron | 713.8 | 717.3 | 4.000 | mg/L | -86% | E,NM | 75-125 | 10 |
| Magnesium | 811.4 | 627.8 | 204.0 | mg/L | 90% | | 75-125 | 10 |
| Manganese | 45.24 | 41.88 | 4.000 | mg/L | 84% | NM | 75-125 | 10 |
| Potassium | 1,697 | 1442 | 240.0 | mg/L | 106% | NM | 75-125 | 10 |
| Sodium | 4,791 | 4570 | 204.0 | mg/L | 108% | NM | 75-125 | 10 |

| | | | | | |
|---|---|---|---|---|---|
| **Type:** | **Matrix Spike Duplicate** | **Lab ID:** | **QC1373701** | **Batch:** | **404583** |
| **Matrix (Source ID):** | **Water (560216-001)** | **Method:** | **EPA 6010B** | **Prep Method:** | **EPA 3015A** |

| QC1373701 Analyte | Result | Source Sample Result | Spiked | Units | Recovery | Qual | Limits | RPD | RPD Lim | DF |
|---|---|---|---|---|---|---|---|---|---|---|
| Boron | 84.92 | 81.12 | 4.000 | mg/L | 95% | NM | 75-125 | 0 | 20 | 10 |
| Calcium | 6,613 | 6460 | 204.0 | mg/L | 75% | NM | 75-125 | 1 | 20 | 10 |
| Iron | 717.5 | 717.3 | 4.000 | mg/L | 7% | E,NM | 75-125 | | 22 | 10 |
| Magnesium | 801.9 | 627.8 | 204.0 | mg/L | 85% | | 75-125 | 1 | 20 | 10 |
| Manganese | 45.42 | 41.88 | 4.000 | mg/L | 88% | NM | 75-125 | 0 | 20 | 10 |
| Potassium | 1,678 | 1442 | 240.0 | mg/L | 98% | NM | 75-125 | 1 | 20 | 10 |
| Sodium | 4,758 | 4570 | 204.0 | mg/L | 92% | NM | 75-125 | 1 | 20 | 10 |

# Batch QC

| | | | | | |
|---|---|---|---|---|---|
| **Type:** | **Serial Dilution** | **Lab ID:** | **QC1373719** | **Batch:** | **404583** |
| **Matrix (Source ID):** | **Water (560216-001)** | **Method:** | **EPA 6010B** | **Prep Method:** | **EPA 3015A** |

| QC1373719 Analyte | Result | Source Sample Result | Units | Qual | RPD | RPD Lim | DF |
|---|---|---|---|---|---|---|---|
| Boron | 77.89 | 81.12 | mg/L | | | | 50 |
| Calcium | 6,835 | 6460 | mg/L | | | | 50 |
| Iron | 731.8 | 717.3 | mg/L | | | | 50 |
| Magnesium | 669.0 | 627.8 | mg/L | | | | 50 |
| Manganese | 41.36 | 41.88 | mg/L | | | | 50 |
| Potassium | 1,332 | 1442 | mg/L | | | | 50 |
| Sodium | 4,485 | 4570 | mg/L | | | | 50 |

| | | | | | |
|---|---|---|---|---|---|
| **Type:** | **Lab Control Sample** | **Lab ID:** | **QC1375233** | **Batch:** | **404999** |
| **Matrix:** | **Water** | **Method:** | **EPA 8260B** | **Prep Method:** | **EPA 5030B** |

| QC1375233 Analyte | Result | Spiked | Units | Recovery | Qual | Limits |
|---|---|---|---|---|---|---|
| 1,1-Dichloroethene | 58.51 | 50.00 | ug/L | 117% | | 69-128 |
| MTBE | 59.57 | 50.00 | ug/L | 119% | | 66-125 |
| Benzene | 48.96 | 50.00 | ug/L | 98% | | 76-121 |
| Trichloroethene | 42.70 | 50.00 | ug/L | 85% | | 76-124 |
| Toluene | 45.44 | 50.00 | ug/L | 91% | | 76-120 |
| Chlorobenzene | 46.56 | 50.00 | ug/L | 93% | | 78-120 |
| **Surrogates** | | | | | | |
| Dibromofluoromethane | 47.94 | 50.00 | ug/L | 96% | | 70-130 |
| 1,2-Dichloroethane-d4 | 60.54 | 50.00 | ug/L | 121% | | 70-130 |
| Toluene-d8 | 46.47 | 50.00 | ug/L | 93% | | 70-130 |
| Bromofluorobenzene | 47.00 | 50.00 | ug/L | 94% | | 70-130 |

| | | | | | |
|---|---|---|---|---|---|
| **Type:** | **Lab Control Sample Duplicate** | **Lab ID:** | **QC1375234** | **Batch:** | **404999** |
| **Matrix:** | **Water** | **Method:** | **EPA 8260B** | **Prep Method:** | **EPA 5030B** |

| QC1375234 Analyte | Result | Spiked | Units | Recovery | Qual | Limits | RPD | RPD Lim |
|---|---|---|---|---|---|---|---|---|
| 1,1-Dichloroethene | 58.62 | 50.00 | ug/L | 117% | | 69-128 | 0 | 23 |
| MTBE | 61.61 | 50.00 | ug/L | 123% | | 66-125 | 3 | 22 |
| Benzene | 50.69 | 50.00 | ug/L | 101% | | 76-121 | 3 | 21 |
| Trichloroethene | 45.70 | 50.00 | ug/L | 91% | | 76-124 | 7 | 22 |
| Toluene | 47.73 | 50.00 | ug/L | 95% | | 76-120 | 5 | 21 |
| Chlorobenzene | 48.64 | 50.00 | ug/L | 97% | | 78-120 | 4 | 20 |
| **Surrogates** | | | | | | | | |
| Dibromofluoromethane | 48.73 | 50.00 | ug/L | 97% | | 70-130 | | |
| 1,2-Dichloroethane-d4 | 54.75 | 50.00 | ug/L | 110% | | 70-130 | | |
| Toluene-d8 | 47.63 | 50.00 | ug/L | 95% | | 70-130 | | |
| Bromofluorobenzene | 46.18 | 50.00 | ug/L | 92% | | 70-130 | | |

# Batch QC

| Type: Blank | Lab ID: QC1375238 | Batch: 404999 |
|---|---|---|
| Matrix: Water | Method: EPA 8260B | Prep Method: EPA 5030B |

| QC1375238 Analyte | Result | Qual | Units | RL | MDL | Prepared | Analyzed |
|---|---|---|---|---|---|---|---|
| Freon 12 | ND | | ug/L | 1.0 | 0.1 | 05/29/26 | 05/29/26 |
| Chloromethane | ND | | ug/L | 1.0 | 0.2 | 05/29/26 | 05/29/26 |
| Vinyl Chloride | ND | | ug/L | 0.5 | 0.1 | 05/29/26 | 05/29/26 |
| 1,1-Dichloroethene | ND | | ug/L | 0.5 | 0.08 | 05/29/26 | 05/29/26 |
| Methylene Chloride | ND | | ug/L | 10 | 0.2 | 05/29/26 | 05/29/26 |
| 1,1-Dichloroethane | ND | | ug/L | 0.5 | 0.1 | 05/29/26 | 05/29/26 |
| cis-1,2-Dichloroethene | ND | | ug/L | 0.5 | 0.09 | 05/29/26 | 05/29/26 |
| 1,2-Dichloroethane | ND | | ug/L | 0.5 | 0.1 | 05/29/26 | 05/29/26 |
| Benzene | ND | | ug/L | 0.5 | 0.1 | 05/29/26 | 05/29/26 |
| Trichloroethene | ND | | ug/L | 0.5 | 0.1 | 05/29/26 | 05/29/26 |
| Tetrachloroethene | ND | | ug/L | 0.5 | 0.1 | 05/29/26 | 05/29/26 |
| 1,4-Dichlorobenzene | ND | | ug/L | 0.5 | 0.2 | 05/29/26 | 05/29/26 |
| **Surrogates** | | | | **Limits** | | | |
| Dibromofluoromethane | 96% | | %REC | 70-130 | | 05/29/26 | 05/29/26 |
| 1,2-Dichloroethane-d4 | 114% | | %REC | 70-130 | | 05/29/26 | 05/29/26 |
| Toluene-d8 | 97% | | %REC | 70-130 | | 05/29/26 | 05/29/26 |
| Bromofluorobenzene | 97% | | %REC | 70-130 | | 05/29/26 | 05/29/26 |

| Type: Matrix Spike | Lab ID: QC1375278 | Batch: 404999 |
|---|---|---|
| Matrix (Source ID): Water (560453-001) | Method: EPA 8260B | Prep Method: EPA 5030B |

| QC1375278 Analyte | Result | Source Sample Result | Spiked | Units | Recovery | Qual | Limits | DF |
|---|---|---|---|---|---|---|---|---|
| 1,1-Dichloroethene | 1,175 | ND | 1000 | ug/L | 117% | | 62-131 | 50 |
| MTBE | 1,342 | 7.864 | 1000 | ug/L | 133% | * | 61-124 | 50 |
| Benzene | 1,157 | 96.82 | 1000 | ug/L | 106% | | 70-123 | 50 |
| Trichloroethene | 1,012 | ND | 1000 | ug/L | 101% | | 65-131 | 50 |
| Toluene | 1,018 | ND | 1000 | ug/L | 102% | | 69-120 | 50 |
| Chlorobenzene | 1,062 | ND | 1000 | ug/L | 106% | | 72-121 | 50 |
| **Surrogates** | | | | | | | | |
| Dibromofluoromethane | 2,501 | | 2500 | ug/L | 100% | | 70-130 | 50 |
| 1,2-Dichloroethane-d4 | 2,859 | | 2500 | ug/L | 114% | | 70-130 | 50 |
| Toluene-d8 | 2,389 | | 2500 | ug/L | 96% | | 70-130 | 50 |
| Bromofluorobenzene | 2,423 | | 2500 | ug/L | 97% | | 70-130 | 50 |

# Batch QC

| Type: | Matrix Spike Duplicate | Lab ID: | QC1375279 | Batch: | 404999 |
|---|---|---|---|---|---|
| Matrix (Source ID): | Water (560453-001) | Method: | EPA 8260B | Prep Method: | EPA 5030B |

| QC1375279 Analyte | Result | Source Sample Result | Spiked | Units | Recovery | Qual | Limits | RPD | RPD Lim | DF |
|---|---|---|---|---|---|---|---|---|---|---|
| 1,1-Dichloroethene | 1,068 | ND | 1000 | ug/L | 107% | | 62-131 | 10 | 31 | 50 |
| MTBE | 1,270 | 7.864 | 1000 | ug/L | 126% | * | 61-124 | 5 | 30 | 50 |
| Benzene | 1,102 | 96.82 | 1000 | ug/L | 101% | | 70-123 | 5 | 31 | 50 |
| Trichloroethene | 973.0 | ND | 1000 | ug/L | 97% | | 65-131 | 4 | 31 | 50 |
| Toluene | 968.3 | ND | 1000 | ug/L | 97% | | 69-120 | 5 | 29 | 50 |
| Chlorobenzene | 1,005 | ND | 1000 | ug/L | 100% | | 72-121 | 6 | 29 | 50 |
| **Surrogates** | | | | | | | | | | |
| Dibromofluoromethane | 2,534 | | 2500 | ug/L | 101% | | 70-130 | | | 50 |
| 1,2-Dichloroethane-d4 | 2,694 | | 2500 | ug/L | 108% | | 70-130 | | | 50 |
| Toluene-d8 | 2,417 | | 2500 | ug/L | 97% | | 70-130 | | | 50 |
| Bromofluorobenzene | 2,438 | | 2500 | ug/L | 98% | | 70-130 | | | 50 |

| Type: | Blank | Lab ID: | QC1374492 | Batch: | 404791 |
|---|---|---|---|---|---|
| Matrix: | Water | Method: | EPA 8270C-SIM | Prep Method: | EPA 3535 |

| QC1374492 Analyte | Result | Qual | Units | RL | MDL | Prepared | Analyzed |
|---|---|---|---|---|---|---|---|
| 1,4-Dioxane | ND | | ug/L | 1.0 | 0.84 | 05/27/26 | 05/27/26 |
| **Surrogates** | | | | **Limits** | | | |
| 1,4-Dioxane-d8 (SUR) | 98% | | %REC | 80-120 | | 05/27/26 | 05/27/26 |

| Type: | Lab Control Sample | Lab ID: | QC1374493 | Batch: | 404791 |
|---|---|---|---|---|---|
| Matrix: | Water | Method: | EPA 8270C-SIM | Prep Method: | EPA 3535 |

| QC1374493 Analyte | Result | Spiked | Units | Recovery | Qual | Limits |
|---|---|---|---|---|---|---|
| 1,4-Dioxane | 10.15 | 10.00 | ug/L | 101% | | 79-120 |
| **Surrogates** | | | | | | |
| 1,4-Dioxane-d8 (SUR) | 10.03 | 10.00 | ug/L | 100% | | 80-120 |

| Type: | Lab Control Sample Duplicate | Lab ID: | QC1374494 | Batch: | 404791 |
|---|---|---|---|---|---|
| Matrix: | Water | Method: | EPA 8270C-SIM | Prep Method: | EPA 3535 |

| QC1374494 Analyte | Result | Spiked | Units | Recovery | Qual | Limits | RPD | RPD Lim |
|---|---|---|---|---|---|---|---|---|
| 1,4-Dioxane | 10.26 | 10.00 | ug/L | 103% | | 79-120 | 1 | 20 |
| **Surrogates** | | | | | | | | |
| 1,4-Dioxane-d8 (SUR) | 10.23 | 10.00 | ug/L | 102% | | 80-120 | | |

| Type: | Blank | Lab ID: | QC1373497 | Batch: | 404530 |
|---|---|---|---|---|---|
| Matrix: | Water | Method: | SM 4500-S2-D | Prep Method: | METHOD |

| QC1373497 Analyte | Result | Qual | Units | RL | MDL | Prepared | Analyzed |
|---|---|---|---|---|---|---|---|
| Sulfide | ND | | mg/L | 0.10 | | 05/22/26 | 05/22/26 |

# Batch QC

**Type:** Lab Control Sample **Lab ID:** QC1373498 **Batch:** 404530
**Matrix:** Water **Method:** SM 4500-S2-D **Prep Method:** METHOD

| QC1373498 Analyte | Result | Spiked | Units | Recovery | Qual | Limits |
|---|---|---|---|---|---|---|
| Sulfide | 0.9000 | 1.000 | mg/L | 90% | | 90-110 |

**Type:** Matrix Spike **Lab ID:** QC1373499 **Batch:** 404530
**Matrix (Source ID):** Water (560090-001) **Method:** SM 4500-S2-D **Prep Method:** METHOD

| QC1373499 Analyte | Result | Source Sample Result | Spiked | Units | Recovery | Qual | Limits | DF |
|---|---|---|---|---|---|---|---|---|
| Sulfide | 0.9000 | ND | 1.000 | mg/L | 90% | | 80-120 | 1 |

**Type:** Matrix Spike Duplicate **Lab ID:** QC1373500 **Batch:** 404530
**Matrix (Source ID):** Water (560090-001) **Method:** SM 4500-S2-D **Prep Method:** METHOD

| QC1373500 Analyte | Result | Source Sample Result | Spiked | Units | Recovery | Qual | Limits | RPD | RPD Lim | DF |
|---|---|---|---|---|---|---|---|---|---|---|
| Sulfide | 0.9000 | ND | 1.000 | mg/L | 90% | | 80-120 | 0 | 20 | 1 |

**Type:** Blank **Lab ID:** QC1373714 **Batch:** 404588
**Matrix:** Water **Method:** SM 5310B **Prep Method:** SM 5310B

| QC1373714 Analyte | Result | Qual | Units | RL | MDL | Prepared | Analyzed |
|---|---|---|---|---|---|---|---|
| Total Organic Carbon | ND | | mg/L | 1.0 | 0.49 | 05/24/26 | 05/24/26 |

**Type:** Lab Control Sample **Lab ID:** QC1373715 **Batch:** 404588
**Matrix:** Water **Method:** SM 5310B **Prep Method:** SM 5310B

| QC1373715 Analyte | Result | Spiked | Units | Recovery | Qual | Limits |
|---|---|---|---|---|---|---|
| Total Organic Carbon | 23.99 | 25.00 | mg/L | 96% | | 85-115 |

**Type:** Matrix Spike **Lab ID:** QC1373716 **Batch:** 404588
**Matrix (Source ID):** Water (560062-001) **Method:** SM 5310B **Prep Method:** SM 5310B

| QC1373716 Analyte | Result | Source Sample Result | Spiked | Units | Recovery | Qual | Limits | DF |
|---|---|---|---|---|---|---|---|---|
| Total Organic Carbon | 39.36 | 12.68 | 25.00 | mg/L | 107% | | 75-125 | 1 |

**Type:** Matrix Spike Duplicate **Lab ID:** QC1373717 **Batch:** 404588
**Matrix (Source ID):** Water (560062-001) **Method:** SM 5310B **Prep Method:** SM 5310B

| QC1373717 Analyte | Result | Source Sample Result | Spiked | Units | Recovery | Qual | Limits | RPD | RPD Lim | DF |
|---|---|---|---|---|---|---|---|---|---|---|
| Total Organic Carbon | 38.85 | 12.68 | 25.00 | mg/L | 105% | | 75-125 | 1 | 25 | 1 |

# Batch QC

| Type: Blank | Lab ID: QC1374931 | Batch: 404931 |
|---|---|---|
| Matrix: Water | Method: SM2320B | Prep Method: METHOD |

| QC1374931 Analyte | Result | Qual | Units | RL | MDL | Prepared | Analyzed |
|---|---|---|---|---|---|---|---|
| Alkalinity, Bicarbonate, as CaCO3 | ND | | mg/L | 2.0 | | 05/28/26 | 05/28/26 |
| Alkalinity, Total as CaCO3 | ND | | mg/L | 2.0 | | 05/28/26 | 05/28/26 |

| Type: Lab Control Sample | Lab ID: QC1374932 | Batch: 404931 |
|---|---|---|
| Matrix: Water | Method: SM2320B | Prep Method: METHOD |

| QC1374932 Analyte | Result | Spiked | Units | Recovery | Qual | Limits |
|---|---|---|---|---|---|---|
| Alkalinity, Total as CaCO3 | 94.34 | 100.0 | mg/L | 94% | | 90-110 |

| Type: Sample Duplicate | Lab ID: QC1374933 | Batch: 404931 |
|---|---|---|
| Matrix (Source ID): Water (560062-001) | Method: SM2320B | Prep Method: METHOD |

| QC1374933 Analyte | Result | Source Sample Result | Units | Qual | RPD | RPD Lim | DF |
|---|---|---|---|---|---|---|---|
| Alkalinity, Bicarbonate, as CaCO3 | 396.9 | 405.9 | mg/L | | 2 | 20 | 2.5 |
| Alkalinity, Total as CaCO3 | 396.9 | 405.9 | mg/L | | 2 | 20 | 2.5 |

| Type: Blank | Lab ID: QC1373438 | Batch: 404505 |
|---|---|---|
| Matrix: Water | Method: SM2540C | Prep Method: METHOD |

| QC1373438 Analyte | Result | Qual | Units | RL | MDL | Prepared | Analyzed |
|---|---|---|---|---|---|---|---|
| Total Dissolved Solids | ND | | mg/L | 20 | | 05/22/26 | 05/26/26 |

| Type: Lab Control Sample | Lab ID: QC1373439 | Batch: 404505 |
|---|---|---|
| Matrix: Water | Method: SM2540C | Prep Method: METHOD |

| QC1373439 Analyte | Result | Spiked | Units | Recovery | Qual | Limits |
|---|---|---|---|---|---|---|
| Total Dissolved Solids | 930.0 | 1000 | mg/L | 93% | | 90-110 |

| Type: Sample Duplicate | Lab ID: QC1373440 | Batch: 404505 |
|---|---|---|
| Matrix (Source ID): Water (560011-002) | Method: SM2540C | Prep Method: METHOD |

| QC1373440 Analyte | Result | Source Sample Result | Units | Qual | RPD | RPD Lim | DF |
|---|---|---|---|---|---|---|---|
| Total Dissolved Solids | 260.0 | 250.0 | mg/L | | 4 | 5 | 2 |

| Type: Sample Duplicate | Lab ID: QC1373441 | Batch: 404505 |
|---|---|---|
| Matrix (Source ID): Water (560011-003) | Method: SM2540C | Prep Method: METHOD |

| QC1373441 Analyte | Result | Source Sample Result | Units | Qual | RPD | RPD Lim | DF |
|---|---|---|---|---|---|---|---|
| Total Dissolved Solids | 214.0 | 216.0 | mg/L | | 1 | 5 | 2 |

# Batch QC

| | |
|---|---|
| * | Value is outside QC limits |
| E | Response exceeds instrument's linear range |
| ND | Not Detected |
| NM | Not Meaningful |

**Laboratory Job Number 560062**

**Subcontracted Products**

**McCampbell Analytical, Inc.**

# McCampbell Analytical, Inc.

*"When Quality Counts"*

# Analytical Report

**WorkOrder:** 2605F25

**Report Created for:** Onterris Laboratories, LLC.

931 West Barkley Avenue
Orange, CA 92868

**Project Contact:** David Tripp
**Project P.O.:** 096843
**Project:** EO-560062

**Project Location:**
**Project Received:** 05/22/2026

Analytical Report reviewed & approved for release on 06/01/2026 by:

Yen Cao

Yen Cao
Project Manager

***McCampbell Analytical Inc. is not accredited for all the testing in this report. The report shall not be reproduced except in full, without the written approval of the laboratory. The analytical results relate only to the items tested.***

1534 Willow Pass Rd. Pittsburg, CA 94565 ♦ TEL: (877) 252-9262 ♦ FAX: (925) 252-9269 ♦ www.mccampbell.com

McCampbell Analytical, Inc.
*"When Quality Counts"*

1534 Willow Pass Road, Pittsburg, CA 94565-1701
Toll Free Telephone: (877) 252-9262 / Fax: (925) 252-9269
http://www.mccampbell.com / E-mail: main@mccampbell.com

# Glossary of Terms & Qualifier Definitions

**Client:** Onterris Laboratories, LLC. **WorkOrder:** 2605F25

**Project:** EO-560062

## Glossary Abbreviation

| | |
|---|---|
| %D | Serial Dilution Percent Difference |
| 95% Interval | 95% Confident Interval |
| CCV | Continuing Calibration Verification. |
| CCV REC (%) | The % recovery of Continuing Calibration Verification |
| DF | Dilution Factor |
| DISS | Dissolved (sample filtered using a 0.45 µm filter size) |
| DISTLC | Soluble Threshold Limit Concentration using DI water |
| DLT | Dilution Test (Serial Dilution) |
| DUP | Duplicate |
| EDL | Estimated Detection Limit |
| HMI | ICPMS HMI= High Matrix Sample Introduction |
| ITEF | International Toxicity Equivalence Factor |
| LCS | Laboratory Control Sample |
| LCS2 | Second LCS for the batch. Spike level is lower than that for the first LCS; applicable to method 1633. |
| LQL | Lowest Quantitation Level |
| MB | Method Blank |
| MB IS/SS % Rec | % Recovery of Internal Standard or Surrogate in Method Blank, if applicable |
| MB SS % Rec | % Recovery of Surrogate in Method Blank, if applicable |
| MDL | Method Detection Limit [1] |
| MET | Modified Elutriate Test (Effluent Elutriate) |
| ML | Minimum Level of Quantitation |
| MS | Matrix Spike |
| MSD | Matrix Spike Duplicate |
| NA | Not Applicable |
| ND | Not detected at or above the indicated MDL (if present) or RL. |
| NR | Data Not Reported due to matrix interference or insufficient sample amount. |
| PDS | Post Digestion Spike |
| PF | Prep Factor |
| RD | Relative Difference |
| RL | Reporting Limit [2] |
| RPD | Relative Percent Difference |
| RRT | Relative Retention Time |
| RSD | Relative Standard Deviation |
| SET | Standard Elutriate Test (Open Water) |

[1] MDL is the minimum measured concentration of a substance that can be reported with 99% confidence that the measured concentration is distinguishable from method blank results. Definition and Procedure for the Determination of the Method Detection Limit, Revision 2, 40CFR, Part 136, Appendix B, EPA 821-R-16-006, December 2016. Values are based upon our default extraction volume/amount and are subject to change.

[2] RL is the lowest level that can be reliably determined within specified limits of precision and accuracy during routine laboratory operating conditions. (The RL cannot be lower than the lowest calibration standard used in the initial calibration of the instrument and must be greater than the MDL.) Values are based upon our default extraction volume/amount and are subject to change.

McCampbell Analytical, Inc.
*"When Quality Counts"*

1534 Willow Pass Road, Pittsburg, CA 94565-1701
Toll Free Telephone: (877) 252-9262 / Fax: (925) 252-9269
http://www.mccampbell.com / E-mail: main@mccampbell.com

# Glossary of Terms & Qualifier Definitions

**Client:** Onterris Laboratories, LLC. **WorkOrder:** 2605F25

**Project:** EO-560062

| | |
|---|---|
| SPK Val | Spike Value |
| SPKRef Val | Spike Reference Value |
| SPLP | Synthetic Precipitation Leachate Procedure |
| STLC | Soluble Threshold Limit Concentration |
| TCLP | Toxicity Characteristic Leachate Procedure |
| TEQ | Toxicity Equivalents |
| TNTC | Micro: “Too Numerous to Count;” greater than 250 colonies observed on the plate. |
| TPH-Diesel | Sample results for semi-volatile TPH (diesel, kerosene, oil, etc) were calculated using a background subtraction procedure to correct for instrument baseline rise (column bleed) as described in Sec 7.7.2.2 of EPA 8015 B, C. |
| TZA | TimeZone Net Adjustment for sample collected outside of MAI's Coordinated Universal Time (UTC). (Adjustment for Daylight Saving is not accounted.) |

McCampbell Analytical, Inc.
*"When Quality Counts"*

1534 Willow Pass Road, Pittsburg, CA 94565-1701
Toll Free Telephone: (877) 252-9262 / Fax: (925) 252-9269
http://www.mccampbell.com / E-mail: main@mccampbell.com

# Analytical Report

| | | | |
|---|---|---|---|
| **Client:** | Onterris Laboratories, LLC. | **WorkOrder:** | 2605F25 |
| **Date Received:** | 05/22/2026 9:13 | **Extraction Method:** | RSK175 |
| **Date Prepared:** | 05/27/2026 | **Analytical Method:** | RSK175 |
| **Project:** | EO-560062 | **Unit:** | µg/L |

## Dissolved Carbon Dioxide by RSK 175

| Client ID | Lab ID | Matrix | Date Collected | Instrument FileID | Batch ID |
|---|---|---|---|---|---|
| FP-01 | 2605F25-001A | Water | 05/21/2026 09:32 | GC26 0527261008.D | 342678 |

| Analytes | Result | MDL | RL | DF | Date Analyzed |
|---|---|---|---|---|---|
| Carbon Dioxide | **24,000** | 1000 | 1000 | 20 | 05/27/2026 13:58 |

Analyst(s): CLO

| Client ID | Lab ID | Matrix | Date Collected | Instrument FileID | Batch ID |
|---|---|---|---|---|---|
| DW-31 | 2605F25-002A | Water | 05/21/2026 10:29 | GC26 0527261009.D | 342678 |

| Analytes | Result | MDL | RL | DF | Date Analyzed |
|---|---|---|---|---|---|
| Carbon Dioxide | **39,000** | 2000 | 2000 | 40 | 05/27/2026 14:23 |

Analyst(s): CLO

| Client ID | Lab ID | Matrix | Date Collected | Instrument FileID | Batch ID |
|---|---|---|---|---|---|
| DW-29 | 2605F25-003A | Water | 05/21/2026 11:14 | GC26 0527261010.D | 342678 |

| Analytes | Result | MDL | RL | DF | Date Analyzed |
|---|---|---|---|---|---|
| Carbon Dioxide | **12,000** | 500 | 500 | 10 | 05/27/2026 14:48 |

Analyst(s): CLO

McCampbell Analytical, Inc.
*"When Quality Counts"*

1534 Willow Pass Road, Pittsburg, CA 94565-1701
Toll Free Telephone: (877) 252-9262 / Fax: (925) 252-9269
http://www.mccampbell.com / E-mail: main@mccampbell.com

# Quality Control Report

| | | | |
|---|---|---|---|
| **Client:** | Onterris Laboratories, LLC. | **WorkOrder:** | 2605F25 |
| **Date Prepared:** | 05/27/2026 | **BatchID:** | 342678 |
| **Date Analyzed:** | 05/27/2026 | **Extraction Method:** | RSK175 |
| **Instrument:** | GC26 | **Analytical Method:** | RSK175 |
| **Matrix:** | Water | **Unit:** | µg/L |
| **Project:** | EO-560062 | **Sample ID:** | MB/LCS/LCSD-342678 |

## QC Summary Report for RSK175

| Analyte | MB Result | MDL | RL | | | |
|---|---|---|---|---|---|---|
| Carbon Dioxide | ND | 50 | 50 | - | - | - |

| Analyte | LCS Result | LCSD Result | SPK Val | LCS %REC | LCSD %REC | LCS/LCSD Limits | RPD | RPD Limit |
|---|---|---|---|---|---|---|---|---|
| Carbon Dioxide | 150 | 150 | 187.2 | 79 | 81 | 70-130 | 2.14 | 30 |

McCampbell Analytical, Inc.
1534 Willow Pass Rd
Pittsburg, CA 94565-1701
(925) 252-9262

# CHAIN-OF-CUSTODY RECORD



**WorkOrder: 2605F25** **ClientCode: ENO** **QuoteID: 262776**

☐ WaterTrax ☐ CLIP ☐ EDF ☑ EQuIS ☑ Dry-Weight ☑ Email ☐ HardCopy ☐ ThirdParty ☑ J-flag
☑ Detection Summary ☑ **Excel** [A1_Standard _QC]

Report to:
David Tripp
Onterris Laboratories, LLC.
931 West Barkley Avenue
Orange, CA 92868
657-581-4710 FAX:

Email: david.tripp@onterris.com; 003incomingrep
cc/3rd Party:
PO: 096843
Project: EO-560062

Bill to:
Accounts Payable
Onterris
P.O.Box 419584
Boston, MA 02241
accountsreceivable@onterris.com

**Requested TAT: 5 days;**

*Date Received:* **05/22/2026**
*Date Logged:* **05/26/2026**

| Lab ID | ClientSampID | Matrix | Collection Date | Hold | Requested Tests (See legend below) | | | | | | | | | | | |
|---|---|---|---|---|---|---|---|---|---|---|---|---|---|---|---|---|
| | | | | | 1 | 2 | 3 | 4 | 5 | 6 | 7 | 8 | 9 | 10 | 11 | 12 |
| 2605F25-001 | FP-01 | Water | 5/21/2026 09:32 | ☐ | A | A | | | | | | | | | | |
| 2605F25-002 | DW-31 | Water | 5/21/2026 10:29 | ☐ | A | A | | | | | | | | | | |
| 2605F25-003 | DW-29 | Water | 5/21/2026 11:14 | ☐ | A | A | | | | | | | | | | |

**Test Legend:**

| | | | | | | | |
|---|---|---|---|---|---|---|---|
| 1 | PRDisposal Fee | 2 | RSK175_CO2_W | 3 | | 4 | |
| 5 | | 6 | | 7 | | 8 | |
| 9 | | 10 | | 11 | | 12 | |

**Project Manager: Jena Alfaro**

**Prepared by: Agustina Venegas**

**Comments:**

NOTE: Soil samples are discarded 60 days after receipt unless other arrangements are made (Water samples are 30 days).
Hazardous samples will be returned to client or disposed of at client expense.

McCampbell Analytical, Inc.
*"When Quality Counts"*

1534 Willow Pass Road, Pittsburg, CA 94565-1701
Toll Free Telephone: (877) 252-9262 / Fax: (925) 252-9269
http://www.mccampbell.com / E-mail: main@mccampbell.com

# WORK ORDER SUMMARY

**Client Name:** ONTERRIS LABORATORIES, LLC. **Project:** EO-560062 **Work Order:** 2605F25

**Client Contact:** David Tripp **QC Level:** LEVEL 2

**Contact's Email:** david.tripp@onterris.com; 003incomingreports@onterris.com **Comments:** **Date Logged:** 5/26/2026

☐ WaterTrax ☐ CLIP ☐ EDF ☑ Excel ☐ EQuIS ☑ Email ☐ HardCopy ☐ ThirdParty ☑ J-flag

| LabID | ClientSampID | Matrix | Test Name | Cont./ Comp. | Bottle & Preservative | U** | Head Space | Dry-Weight | Collection Date & Time | TAT | Test Due Date | Sediment Content | Hold | Sub Out |
|---|---|---|---|---|---|---|---|---|---|---|---|---|---|---|
| 001A | FP-01 | Water | RSK175 (CO2) | 2 | VOA, Unpres | ☐ | ☐ | ☐ | 5/21/2026 9:32 | 5 days | 6/1/2026 | None | ☐ | ☐ |
| 002A | DW-31 | Water | RSK175 (CO2) | 2 | VOA, Unpres | ☐ | ☐ | ☐ | 5/21/2026 10:29 | 5 days | 6/1/2026 | Present | ☐ | ☐ |
| 003A | DW-29 | Water | RSK175 (CO2) | 2 | VOA, Unpres | ☐ | ☐ | ☐ | 5/21/2026 11:14 | 5 days | 6/1/2026 | Present | ☐ | ☐ |

**NOTES: * STLC and TCLP extractions require 2 days to complete; therefore, all TATs begin after the extraction is completed (i.e., One-day TAT yields results in 3 days from sample submission).**

**- ISM prep requires 5 to 10 days to complete; therefore, all TATs begin after the extraction is completed (i.e., One-day TAT yields results in 6 to 11 days from sample submission). Due date listed on WO summary will not accurately reflect the time needed for sample preparation.**

**- Organic extracts are held for 40 days before disposal; Inorganic extract are held for 30 days.**

**- MAI assumes that all material present in the provided sampling container is considered part of the sample - MAI does not exclude any material from the sample prior to sample preparation unless requested in writing by the client.**

**U** = An unpreserved container was received for a method that suggests a preservation in order to extend hold time for analysis.**

**Cont./Comp. = Containers /Composites**

2605F25

Onterris. ENTHALPY ANALYTICAL

931 West Barkley Ave
Orange, CA 92868
(714) 771-6900

Subcontract Laboratory:
McCampbell Analytical, Inc.
1534 Willow Pass Rd.
Pittsburg, CA 94565
ATTN: Quote ID: 262776
PO #: PO-096843

Onterris (Orange, CA) Order: EO-560062
PM: David Tripp
Email: david.tripp@onterris.com
CC: 003incomingreports@onterris.com
Phone: (714) 771-6900

Results Due: Standard TAT
Report Level: II
Report To: MDL
EDDs: Standard Excel EDD

Notes:

| Sample ID | Collected | Lab ID | # Cont. | Matrix | Analysis Requested | Comment |
|---|---|---|---|---|---|---|
| FP-01 | 21-MAY-2026 09:32 | 560062-001 | 2 | Water | RSK-175 CO2 | |
| DW-31 | 21-MAY-2026 10:29 | 560062-002 | 2 | Water | RSK-175 CO2 | |
| DW-29 | 21-MAY-2026 11:14 | 560062-003 | 2 | Water | RSK-175 CO2 | |

| Notes: | Relinquished By: | Received By: |
|---|---|---|
| | AXT | GLS |
| | Date: 5/21/26 3pm | Date: 5/21/26 3pm |
| | | [signature] |
| | Date: GLS | Date: 5/22/26 0913 |
| | 5/22/26 | |
| | Date: | Date: |

3.3C MEA IR46

650:564450753

McCampbell Analytical, Inc.
*"When Quality Counts"*

1534 Willow Pass Road, Pittsburg, CA 94565-1701
Toll Free Telephone: (877) 252-9262 / Fax: (925) 252-9269
http://www.mccampbell.com / E-mail: main@mccampbell.com

# Sample Receipt Checklist

| | | | |
|---|---|---|---|
| Client Name: | Onterris Laboratories, LLC. | Date and Time Received: | 5/22/2026 09:13 |
| Project: | EO-560062 | Date Logged: | 5/26/2026 |
| | | Received by: | Agustina Venegas |
| WorkOrder №: | 2605F25 Matrix: Water | Logged by: | Agustina Venegas |
| Carrier: | Golden State Overnight | | |

## Chain of Custody (COC) Information

| | | | | | | |
|---|---|---|---|---|---|---|
| Chain of custody present? | Yes | ☑ | No | ☐ | | |
| Chain of custody signed when relinquished and received? | Yes | ☑ | No | ☐ | | |
| Chain of custody agrees with sample labels? | Yes | ☑ | No | ☐ | | |
| Sample IDs noted by Client on COC? | Yes | ☑ | No | ☐ | | |
| Date and Time of collection noted by Client on COC? | Yes | ☑ | No | ☐ | | |
| Sampler's name noted on COC? | Yes | ☐ | No | ☑ | | |
| COC agrees with Quote? | Yes | ☑ | No | ☐ | NA | ☐ |
| COC quote is active? | Yes | ☑ | No | ☐ | NA | ☐ |

## Sample Receipt Information

| | | | | | | |
|---|---|---|---|---|---|---|
| Custody seals intact on shipping container/cooler? | Yes | ☐ | No | ☐ | NA | ☑ |
| Custody seals intact on sample bottles? | Yes | ☐ | No | ☐ | NA | ☑ |
| Shipping container/cooler in good condition? | Yes | ☑ | No | ☐ | | |
| Samples in proper containers/bottles? | Yes | ☑ | No | ☐ | | |
| Sample containers intact? | Yes | ☑ | No | ☐ | | |
| Sufficient sample volume for indicated test? | Yes | ☑ | No | ☐ | | |

## Sample Preservation and Hold Time (HT) Information

| | | | | | | |
|---|---|---|---|---|---|---|
| All samples received within holding time? | Yes | ☑ | No | ☐ | NA | ☐ |
| Samples Received on Ice? | Yes | ☑ | No | ☐ | | |
| (Ice Type: WET ICE ) | | | | | | |
| Sample/Temp Blank temperature | Temp: 3.3°C | | | | NA | ☐ |
| ZHS conditional analyses: VOA meets zero headspace requirement (VOCs, TPHg/BTEX, RSK)? | Yes | ☑ | No | ☐ | NA | ☐ |
| Sample labels checked for correct preservation? | Yes | ☑ | No | ☐ | | |
| pH acceptable upon receipt (Metal: <2)? | Yes | ☐ | No | ☐ | NA | ☑ |

UCMR Samples:

| | | | | | | |
|---|---|---|---|---|---|---|
| pH tested and acceptable upon receipt (200.7: ≤2; 533: 6 - 8; 537.1: 6 - 8)? | Yes | ☐ | No | ☐ | NA | ☑ |
| Free Chlorine tested and acceptable upon receipt (<0.1mg/L) [not applicable to 200.7]? | Yes | ☐ | No | ☐ | NA | ☑ |

Comments:

Onterris
931 West Barkley Ave
Orange, CA 92868
(714) 771-6900

onterris.com

Lab Job Number : 561821
Report Level : II
Report Date : 07/07/2026

**Analytical Report** *prepared for:*

Dylan Smith
Waste Connections
Chiquita Canyon Landfill
29201 Henry Mayo Drive
Castaic, CA 91384

Project: GW MONITORING - CCLF Groundwater

*Authorized for release by:*



David Tripp, Senior Project Manager
david.tripp@onterris.com

This data package has been reviewed for technical correctness and completeness. Release of this data has been authorized by the Laboratory Manager or the Manager's designee, as verified by the above signature which applies to this PDF file as well as any associated electronic data deliverable files. The results contained in this report meet all requirements of NELAP and pertain only to those samples which were submitted for analysis. This report may be reproduced only in its entirety.

CA ELAP# 1338, CA ELAP #1338-S1, NELAP# 4038, SCAQMD LAP# 18LA0518, LACSD ID# 10105, ORELAP# 4197

Onterris ENTHALPY ANALYTICAL

# Sample Summary

| | | | |
|---|---|---|---|
| Dylan Smith<br>Waste Connections<br>Chiquita Canyon Landfill<br>29201 Henry Mayo Drive<br>Castaic, CA 91384 | | Lab Job #:<br>Project No:<br>Location:<br>Date Received: | 561821<br>GW MONITORING<br>CCLF Groundwater<br>06/18/26 |

| Sample ID | Lab ID | Collected | Matrix |
|---|---|---|---|
| FP-01 | 561821-001 | 06/18/26 09:35 | Water |
| DW-31 | 561821-002 | 06/18/26 10:35 | Water |
| DW-29 | 561821-003 | 06/18/26 11:34 | Water |
| QCFB | 561821-004 | 06/18/26 11:36 | Water |
| QCTB | 561821-005 | 06/18/26 00:00 | Water |

# Case Narrative

| | |
|---|---|
| Waste Connections<br>Chiquita Canyon Landfill<br>29201 Henry Mayo Drive<br>Castaic, CA 91384<br>Dylan Smith | Lab Job Number: 561821<br>Project No: GW MONITORING<br>Location: CCLF<br>Groundwater<br>Date Received: 06/18/26 |

- This data package contains sample and QC results for five water samples, requested for the above referenced project on 06/19/26. The samples were received in good condition.
- EPA 300.0, EPA 350.1, EPA 410.4, EPA 6010B, EPA 8270C-SIM, SM 4500-S2-D, SM 5310B, SM2320B, and SM2540C analyses were performed at 931 West Barkley Ave, Orange, CA, 92868.
- EPA 8260B analysis was performed at 2532 E Cerritos Ave., Anaheim, CA, 92806.

**Volatile Organics by GC/MS (EPA 8260B):**
No analytical problems were encountered.

**Semivolatile Organics by GC/MS SIM (EPA 8270C-SIM):**
No analytical problems were encountered.

**Total Organic Carbon by IR (SM 5310B):**

- High recoveries were observed for total organic carbon in the MS/MSD for batch 407353; the parent sample was not a project sample, the LCS was within limits, and the associated RPD was within limits.
- No other analytical problems were encountered.

**Metals (EPA 6010B):**

- High recovery was observed for iron in the LCS for batch 407227; this analyte was not detected at or above the RL in the associated samples.
- Sodium was detected between the MDL and the RL in the method blank for batch 407227; this analyte was detected in samples at a level at least 10 times that of the blank.
- No other analytical problems were encountered.

**Ion Chromatography (EPA 300.0):**

- High recoveries were observed for bromide and nitrogen, nitrate in the MS of FP-01 (lab # 561821-001); the LCS was within limits, and the associated RPDs were within limits.
- Response exceeding the instrument's linear range was observed for chloride in the MS of FP-01 (lab # 561821-001); affected data was qualified with "E".
- No other analytical problems were encountered.

**Chemical Oxygen Demand by EPA 410.4 (EPA 410.4):**
No analytical problems were encountered.

**Alkalinity (SM2320B):**
No analytical problems were encountered.

**Sulfide (SM 4500-S2-D):**
No analytical problems were encountered.

**Total Dissolved Solids (TDS) (SM2540C):**
No analytical problems were encountered.

**Chemical Oxygen Demand (EPA 410.4):**
No analytical problems were encountered.

**Ammonia and TKN- Semi-Automated Method (SM 4500-NH3-G):**
No analytical problems were encountered.

**RSK-175 CO2 (RSK-175):**
McCampbell Analytical, Inc. in Pittsburg, CA performed the analysis (see sublab report section for certifications). Please see the McCampbell Analytical, Inc. case narrative.

**Onterris**™

Effective April 22, 2026, Enthalpy Analytical, LLC is now Onterris Laboratories, LLC

**Onterris Laboratories, LLC**
931 W. Barkley Avenue, Orange, CA 92868
Phone 714-771-6900

ENTHALPY ANALYTICAL

| Chain of Custody Record | | | | Turn Around Time (rush by advanced notice only) | | | | | |
|---|---|---|---|---|---|---|---|---|---|
| Lab No: | 561821 | | | Standard: | X | 5 Day: | | 3 Day: | |
| Page: | 1 | of | 1 | 2 Day: | | 1 Day: | | Custom TAT: | |

**Matrix:** W = Water, DW = Drinking Water, S = Soil / Solid, WP = Wipe, SEA = Sea Water, O = Other

**Preservatives:** 1 = $Na_2S_2O_3$, 2 = HCl, 3 = $HNO_3$, 4 = $H_2SO_4$, 5 = NaOH, 6 = Other

**Sample Receipt Temp:** 1/2/9 1.7/1.2 (lab use only)

| CUSTOMER INFORMATION | | PROJECT INFORMATION | |
|---|---|---|---|
| Company: | Chiquita Canyon Landfill | Quote #: | |
| Report To: | Matt Breuer | Proj. Name: | Chiquita Cayon Landfill |
| Email: | Matthew.Breuer@wasteconnectio | Proj. #: | |
| Address: | 29201 Henry Mayo Drive | P.O. #: | |
| | Castaic, CA, 91384 | Address: | 29201 Henry Mayo Drive, Castaic |
| Phone: | 661-257-3655 | Global ID: | L10003464243 |
| Fax: | | Sampled By: | Paul Chang |

**Analysis Request**

| | Sample ID | Sampling Date | Sampling Time | Matrix | Number of Containers | Preservative | VOCs (EPA 8260B) | 1,4-Dioxane | Alkalinity, total | Bicarbonate as CaCO3 | Ammonia-N, Nitrate-N | COD, Cl, SO4, TDS, TOC | B, Ca, Fe, K, Mg, Mn, Na | Bromide, Fluoride, Sulfide | Carbon dioxide |
|---|---|---|---|---|---|---|---|---|---|---|---|---|---|---|---|
| 1 | FP-01 | 6/18/26 | 935 | W | 13 | vat. | X | X | X | X | X | X | X | X | X |
| 2 | DW-31 | ↓ | 1035 | ↓ | ↓ | ↓ | X | X | X | X | X | X | X | X | X |
| 3 | DW-29 | ↓ | 1134 | ↓ | ↓ | ↓ | X | X | X | X | X | X | X | X | X |
| 4 | QCFB | ↓ | 1136 | ↓ | 3 | ↓ | X | | | | | | | | |
| 5 | QCTB | — | — | ↓ | 2 | ↓ | X | | | | | | | | |
| 6 | | | | | | | | | | | | | | | |
| 7 | | | | | | | | | | | | | | | |
| 8 | | | | | | | | | | | | | | | |
| 9 | | | | | | | | | | | | | | | |
| 10 | | | | | | | | | | | | | | | |

**Test Instructions / Comments**

**Quarterly MPars**

cc report to: pchang@changenvironmental.com Basic EDD & GeoTracker EDF

Login 561821

| | Signature | Print Name | Company / Title | Date / Time |
|---|---|---|---|---|
| 1 Relinquished By: | [signature] | Paul Chang | CEI | 6/18/26 1:00pm |
| 1 Received By: | [signature] | Alicet | EA/NH | 6/18/26 1:00pm |
| 2 Relinquished By: | [signature] | " | " | 6/19/26 0730 |
| 2 Received By: | [signature] | John Zachman | OL/NH | 06/19/26 0730 |
| 3 Relinquished By: | [signature] | John Zachman | OL/NH | 06/19/26 12:45 |
| 3 Received By: | [signature] | Leo Bulg | Onterris | 6-19-26 1250 |
| 4 Relinquished By: | [signature] | Leo Bulg | Onterris | 6-19-26 1405 |
| 4 Received By: | [signature] | Adam Dinkmeyer | Onterris | 6/19/26 1405 |

Onterris

# SAMPLE RECEIPT CHECKLIST

**Section 1: General Info**
Date Received: 6/18/26 Job#: 561821 Client: CCL

**Section 2: Shipping / Custody** **Are custody seals present?** ☐ Yes ☐ No
Custody seals intact on arrival? ☐ N/A ☐ Yes ☐ No ☐ On cooler / box ☐ On samples
☐ Courier ☑ Walk-In ☐ Field Sampling ☐ Shipping Info: _____

**Section 3a: Condition / Packaging** ☐ **Outside 0.0 - 6.0°C (0.0 - 10.0°C for microbiology) (PM notified)**
Date Opened 6/18/26 By (initials) AXT Type of ice used: ☐ Wet ☐ Blue/Gel ☐ None
☑ Samples received on ice directly from the field; cooling process had begun. (if checked, skip temperatures)
☐ Sample matrix doesn't require cooling (e.g. air, bulk PCB). (if checked, skip temperatures)
If no cooler: Observed/Corrected Temp (°C): _____ / _____ Thermometer/IR Gun ID: IR03 CF: -0.8C
Cooler Temp (obs/corr) (°C) #1: 14.8 / 14 #2: ____ / ____ #3: ____ / ____ #4: ____ / ____ #5: ____ / ____ #6: ____ / ____

**Section 3b: Microbiology Samples** ☑ **No microbiology samples submitted (skip 3b)**
☐ Within temp range 0.0 - 10.0°C or received on ice directly from field.
☐ Adequate headspace for microbiology analysis.

**Section 3c: Air Samples** ☑ **No air samples submitted (skip 3c)**
☐ 1.4L Canisters ☐ 6L Canisters ☐ Tedlar Bags ☐ MCE Cassettes ☐ Sorbent Tubes ☐ Other _____
Tedlar Bags received protected from light (ASTM D5504 Sulfur only)? ☐ N/A ☐ Yes ☐ No

| **Section 4: Containers / Labels / Samples** | YES | NO | N/A |
|---|---|---|---|
| 1) Were custody papers present, filled properly, and legible? | ✓ | | |
| 2) Is the sampler's name present on the CoC? | | | |
| 3) Were containers received in good condition (unbroken / unopened / uncompromised)? | | | |
| 4) Were the samples bagged? (required for microbiology samples; recommended for soil samples) | | | |
| 5) Were all of, and only, the correct samples received? | | | |
| 6) Are sample labels present, legible, and in agreement with the CoC? | | | |
| 7) Does the container count match the CoC? | | | |
| 8) Was sufficient sample volume / mass received for the analyses requested? | | | |
| 9) Were samples received in proper containers for the analyses requested? | | | |
| 10) Were samples received with > 1/2 holding time remaining? | | | |
| 11) Are samples properly preserved as indicated by CoC / labels? | | | |
| 12) Unpreserved VOAs received - If necessary, was the hold time changed in LIMS? | | | |
| 13) Are VOA vials free from headspace/bubbles > 6mm? | | ✓ | |

**Section 5: Explanations / Comments**
(If no comments are made, then no discrepancies noted.)

☐ **No additional discrepancies**

**Form Completed By (print):** AXT **(sign):**

**Date Labeled:** 6/18/26 **By (print):** **(sign):**

Onterris

# SAMPLE RECEIPT CHECKLIST

**Section 1: General Info**
Date Received: 6/19/26 Job#: 561821 Client: WASTECONNECTIONS

**Section 2: Shipping / Custody** **Are custody seals present?** ☐ Yes ☒ No
Custody seals intact on arrival? ☒ N/A ☐ Yes ☐ No ☐ On cooler / box ☐ On samples
☒ Courier ☐ Walk-In ☐ Field Sampling ☐ Shipping Info: _____

**Section 3a: Condition / Packaging** ☐ **Outside 0.0 - 6.0°C (0.0 - 10.0°C for microbiology) (PM notified)**
Date Opened 6/19/26 By (initials) LXB Type of ice used: ☒ Wet ☐ Blue/Gel ☐ None
☐ Samples received on ice directly from the field; cooling process had begun. (if checked, skip temperatures)
☐ Sample matrix doesn't require cooling (e.g. air, bulk PCB). (if checked, skip temperatures)
If no cooler: Observed/Corrected Temp (°C): _____ / _____ Thermometer/IR Gun ID: IR 19 CF: -0.1
Cooler Temp (obs/corr) (°C) #1: 1.3 / 1.2 #2: ____ / ____ #3: ____ / ____ #4: ____ / ____ #5: ____ / ____ #6: ____ / ____

**Section 3b: Microbiology Samples** ☒ **No microbiology samples submitted (skip 3b)**
☐ Within temp range 0.0 - 10.0°C or received on ice directly from field.
☐ Adequate headspace for microbiology analysis.

**Section 3c: Air Samples** ☒ **No air samples submitted (skip 3c)**
☐ 1.4L Canisters ☐ 6L Canisters ☐ Tedlar Bags ☐ MCE Cassettes ☐ Sorbent Tubes ☐ Other _____
Tedlar Bags received protected from light (ASTM D5504 Sulfur only)? ☐ N/A ☐ Yes ☐ No

| **Section 4: Containers / Labels / Samples** | YES | NO | N/A |
|---|---|---|---|
| 1) Were custody papers present, filled properly, and legible? | ✔ | | |
| 2) Is the sampler's name present on the CoC? | ✔ | | |
| 3) Were containers received in good condition (unbroken / unopened / uncompromised)? | ✔ | | |
| 4) Were the samples bagged? (required for microbiology samples; recommended for soil samples) | | | ✔ |
| 5) Were all of, and only, the correct samples received? | ✔ | | |
| 6) Are sample labels present, legible, and in agreement with the CoC? | ✓ | | |
| 7) Does the container count match the CoC? | ✔ | | |
| 8) Was sufficient sample volume / mass received for the analyses requested? | ✔ | | |
| 9) Were samples received in proper containers for the analyses requested? | ✔ | | |
| 10) Were samples received with > 1/2 holding time remaining? | | ✔ | |
| 11) Are samples properly preserved as indicated by CoC / labels? | ✔ | | |
| 12) Unpreserved VOAs received - If necessary, was the hold time changed in LIMS? | | | ✓ |
| 13) Are VOA vials free from headspace/bubbles > 6mm? | ✓ | | |

**Section 5: Explanations / Comments**
(If no comments are made, then no discrepancies noted.)

4.10: Nitrate received with 1/2 holding time remaining

☐ **No additional discrepancies**

**Form Completed By (print):** ABD **(sign):** [signature]

**Date Labeled:** 6/18/26 **By (print):** AXT **(sign):** N/A

Onterris ENTHALPY ANALYTICAL

# Analysis Results for 561821

Dylan Smith
Waste Connections
Chiquita Canyon Landfill
29201 Henry Mayo Drive
Castaic, CA 91384

Lab Job #: 561821
Project No: GW MONITORING
Location: CCLF Groundwater
Date Received: 06/18/26

**Sample ID: FP-01** **Lab ID: 561821-001** **Collected: 06/18/26 09:35**
**Matrix: Water**

| 561821-001 Analyte | Result | Qual | Units | RL | MDL | DF | Batch | Prepared | Analyzed | Chemist |
|---|---|---|---|---|---|---|---|---|---|---|
| Method: EPA 300.0<br>Prep Method: METHOD | | | | | | | | | | |
| Fluoride | **0.29** | | mg/L | 0.20 | 0.062 | 1 | 407218 | 06/19/26 16:13 | 06/19/26 17:03 | KUM |
| Chloride | **91** | | mg/L | 1.0 | 0.27 | 1 | 407218 | 06/19/26 16:13 | 06/19/26 17:03 | KUM |
| Bromide | **0.40** | | mg/L | 0.30 | 0.049 | 1 | 407218 | 06/19/26 16:13 | 06/19/26 17:03 | KUM |
| Nitrogen, Nitrate | **0.18** | | mg/L | 0.10 | 0.05 | 1 | 407218 | 06/19/26 16:13 | 06/19/26 17:03 | KUM |
| Sulfate | **390** | | mg/L | 10 | 2.6 | 10 | 407218 | 06/19/26 16:13 | 06/19/26 18:01 | KUM |
| Method: EPA 350.1<br>Prep Method: METHOD | | | | | | | | | | |
| Ammonia-N | ND | | mg/L | 0.10 | 0.068 | 1 | 407452 | 06/23/26 | 06/23/26 | CKN |
| Method: EPA 410.4<br>Prep Method: EPA 410.4 | | | | | | | | | | |
| Chemical Oxygen Demand | **21** | | mg/L | 4.0 | 2.6 | 1 | 407655 | 06/24/26 | 06/25/26 | AAB |
| Method: EPA 6010B<br>Prep Method: EPA 3015A | | | | | | | | | | |
| Boron | **0.48** | | mg/L | 0.050 | 0.0090 | 1 | 407227 | 06/19/26 | 06/19/26 | KCD |
| Calcium | **160** | | mg/L | 0.10 | 0.0095 | 1 | 407227 | 06/19/26 | 06/19/26 | KCD |
| Iron | ND | | mg/L | 0.050 | 0.017 | 1 | 407227 | 06/19/26 | 06/19/26 | KCD |
| Magnesium | **31** | | mg/L | 0.10 | 0.017 | 1 | 407227 | 06/19/26 | 06/19/26 | KCD |
| Manganese | **0.60** | | mg/L | 0.010 | 0.00075 | 1 | 407227 | 06/19/26 | 06/19/26 | KCD |
| Potassium | **1.5** | | mg/L | 0.50 | 0.15 | 1 | 407227 | 06/19/26 | 06/19/26 | KCD |
| Sodium | **130** | | mg/L | 0.50 | 0.017 | 1 | 407227 | 06/19/26 | 06/19/26 | KCD |
| Method: EPA 8260B<br>Prep Method: EPA 5030B | | | | | | | | | | |
| Freon 12 | ND | | ug/L | 1.0 | 0.1 | 1 | 407659 | 06/25/26 | 06/25/26 | ZST |
| Chloromethane | ND | | ug/L | 1.0 | 0.1 | 1 | 407659 | 06/25/26 | 06/25/26 | ZST |
| Vinyl Chloride | ND | | ug/L | 0.5 | 0.1 | 1 | 407659 | 06/25/26 | 06/25/26 | ZST |
| 1,1-Dichloroethene | ND | | ug/L | 0.5 | 0.1 | 1 | 407659 | 06/25/26 | 06/25/26 | ZST |
| Methylene Chloride | ND | | ug/L | 10 | 0.2 | 1 | 407659 | 06/25/26 | 06/25/26 | ZST |
| 1,1-Dichloroethane | ND | | ug/L | 0.5 | 0.1 | 1 | 407659 | 06/25/26 | 06/25/26 | ZST |
| cis-1,2-Dichloroethene | ND | | ug/L | 0.5 | 0.1 | 1 | 407659 | 06/25/26 | 06/25/26 | ZST |
| 1,2-Dichloroethane | ND | | ug/L | 0.5 | 0.2 | 1 | 407659 | 06/25/26 | 06/25/26 | ZST |
| Benzene | ND | | ug/L | 0.5 | 0.1 | 1 | 407659 | 06/25/26 | 06/25/26 | ZST |
| Trichloroethene | ND | | ug/L | 0.5 | 0.2 | 1 | 407659 | 06/25/26 | 06/25/26 | ZST |
| Tetrachloroethene | ND | | ug/L | 0.5 | 0.2 | 1 | 407659 | 06/25/26 | 06/25/26 | ZST |
| 1,4-Dichlorobenzene | ND | | ug/L | 0.5 | 0.2 | 1 | 407659 | 06/25/26 | 06/25/26 | ZST |
| **Surrogates** | | | | **Limits** | | | | | | |
| Dibromofluoromethane | 98% | | %REC | 80-120 | | 1 | 407659 | 06/25/26 | 06/25/26 | ZST |
| 1,2-Dichloroethane-d4 | 100% | | %REC | 80-123 | | 1 | 407659 | 06/25/26 | 06/25/26 | ZST |
| Toluene-d8 | 97% | | %REC | 80-120 | | 1 | 407659 | 06/25/26 | 06/25/26 | ZST |
| Bromofluorobenzene | 81% | | %REC | 80-120 | | 1 | 407659 | 06/25/26 | 06/25/26 | ZST |

Results for any subcontracted analyses are not included in this section.

# Analysis Results for 561821

| 561821-001 Analyte | Result | Qual | Units | RL | MDL | DF | Batch | Prepared | Analyzed | Chemist |
|---|---|---|---|---|---|---|---|---|---|---|
| Method: EPA 8270C-SIM<br>Prep Method: EPA 3535 | | | | | | | | | | |
| 1,4-Dioxane | **3.8** | | ug/L | 1.0 | 0.87 | 1 | 407717 | 06/25/26 | 06/26/26 | TJW |
| **Surrogates** | | | | **Limits** | | | | | | |
| 1,4-Dioxane-d8 (SUR) | 97% | | %REC | 80-120 | | 1 | 407717 | 06/25/26 | 06/26/26 | TJW |
| Method: SM 4500-S2-D<br>Prep Method: METHOD | | | | | | | | | | |
| Sulfide | ND | | mg/L | 0.10 | | 1 | 407366 | 06/22/26 | 06/22/26 | LVL |
| Method: SM 5310B<br>Prep Method: SM 5310B | | | | | | | | | | |
| Total Organic Carbon | **14** | | mg/L | 1.0 | 0.49 | 1 | 407353 | 06/22/26 | 06/22/26 | CKN |
| Method: SM2320B<br>Prep Method: METHOD | | | | | | | | | | |
| Alkalinity, Bicarbonate, as CaCO3 | **360** | | mg/L | 5.0 | | 2.5 | 407391 | 06/22/26 | 06/22/26 | WWC |
| Alkalinity, Total as CaCO3 | **360** | | mg/L | 5.0 | | 2.5 | 407391 | 06/22/26 | 06/22/26 | WWC |
| Method: SM2540C<br>Prep Method: METHOD | | | | | | | | | | |
| Total Dissolved Solids | **1,100** | | mg/L | 20 | | 2 | 407400 | 06/22/26 | 06/24/26 | TTL |

Results for any subcontracted analyses are not included in this section.

Onterris ENTHALPY ANALYTICAL

# Analysis Results for 561821

| Sample ID: DW-31 | Lab ID: 561821-002 | Collected: 06/18/26 10:35 |
|---|---|---|
| | Matrix: Water | |

| 561821-002 Analyte | Result | Qual | Units | RL | MDL | DF | Batch | Prepared | Analyzed | Chemist |
|---|---|---|---|---|---|---|---|---|---|---|
| Method: EPA 300.0<br>Prep Method: METHOD | | | | | | | | | | |
| Fluoride | **0.27** | | mg/L | 0.20 | 0.062 | 1 | 407218 | 06/19/26 16:13 | 06/19/26 18:21 | KUM |
| Chloride | **69** | | mg/L | 1.0 | 0.27 | 1 | 407218 | 06/19/26 16:13 | 06/19/26 18:21 | KUM |
| Bromide | **0.28** | J | mg/L | 0.30 | 0.049 | 1 | 407218 | 06/19/26 16:13 | 06/19/26 18:21 | KUM |
| Nitrogen, Nitrate | **0.15** | | mg/L | 0.10 | 0.05 | 1 | 407218 | 06/19/26 16:13 | 06/19/26 18:21 | KUM |
| Sulfate | **320** | | mg/L | 10 | 2.6 | 10 | 407218 | 06/19/26 16:13 | 06/19/26 18:40 | KUM |
| Method: EPA 350.1<br>Prep Method: METHOD | | | | | | | | | | |
| Ammonia-N | ND | | mg/L | 0.10 | 0.068 | 1 | 407452 | 06/23/26 | 06/23/26 | CKN |
| Method: EPA 410.4<br>Prep Method: EPA 410.4 | | | | | | | | | | |
| Chemical Oxygen Demand | **34** | | mg/L | 4.0 | 2.6 | 1 | 407655 | 06/24/26 | 06/25/26 | AAB |
| Method: EPA 6010B<br>Prep Method: EPA 3015A | | | | | | | | | | |
| Boron | **0.40** | | mg/L | 0.050 | 0.0090 | 1 | 407227 | 06/19/26 | 06/19/26 | KCD |
| Calcium | **150** | | mg/L | 0.10 | 0.0095 | 1 | 407227 | 06/19/26 | 06/19/26 | KCD |
| Iron | ND | | mg/L | 0.050 | 0.017 | 1 | 407227 | 06/19/26 | 06/19/26 | KCD |
| Magnesium | **27** | | mg/L | 0.10 | 0.017 | 1 | 407227 | 06/19/26 | 06/19/26 | KCD |
| Manganese | **0.60** | | mg/L | 0.010 | 0.00075 | 1 | 407227 | 06/19/26 | 06/19/26 | KCD |
| Potassium | **1.2** | | mg/L | 0.50 | 0.15 | 1 | 407227 | 06/19/26 | 06/19/26 | KCD |
| Sodium | **100** | | mg/L | 0.50 | 0.017 | 1 | 407227 | 06/19/26 | 06/19/26 | KCD |
| Method: EPA 8260B<br>Prep Method: EPA 5030B | | | | | | | | | | |
| Freon 12 | ND | | ug/L | 1.0 | 0.1 | 1 | 407659 | 06/25/26 | 06/25/26 | ZST |
| Chloromethane | ND | | ug/L | 1.0 | 0.1 | 1 | 407659 | 06/25/26 | 06/25/26 | ZST |
| Vinyl Chloride | ND | | ug/L | 0.5 | 0.1 | 1 | 407659 | 06/25/26 | 06/25/26 | ZST |
| 1,1-Dichloroethene | ND | | ug/L | 0.5 | 0.1 | 1 | 407659 | 06/25/26 | 06/25/26 | ZST |
| Methylene Chloride | ND | | ug/L | 10 | 0.2 | 1 | 407659 | 06/25/26 | 06/25/26 | ZST |
| 1,1-Dichloroethane | ND | | ug/L | 0.5 | 0.1 | 1 | 407659 | 06/25/26 | 06/25/26 | ZST |
| cis-1,2-Dichloroethene | ND | | ug/L | 0.5 | 0.1 | 1 | 407659 | 06/25/26 | 06/25/26 | ZST |
| 1,2-Dichloroethane | ND | | ug/L | 0.5 | 0.2 | 1 | 407659 | 06/25/26 | 06/25/26 | ZST |
| Benzene | ND | | ug/L | 0.5 | 0.1 | 1 | 407659 | 06/25/26 | 06/25/26 | ZST |
| Trichloroethene | ND | | ug/L | 0.5 | 0.2 | 1 | 407659 | 06/25/26 | 06/25/26 | ZST |
| Tetrachloroethene | ND | | ug/L | 0.5 | 0.2 | 1 | 407659 | 06/25/26 | 06/25/26 | ZST |
| 1,4-Dichlorobenzene | ND | | ug/L | 0.5 | 0.2 | 1 | 407659 | 06/25/26 | 06/25/26 | ZST |
| **Surrogates** | | | | **Limits** | | | | | | |
| Dibromofluoromethane | 100% | | %REC | 80-120 | | 1 | 407659 | 06/25/26 | 06/25/26 | ZST |
| 1,2-Dichloroethane-d4 | 102% | | %REC | 80-123 | | 1 | 407659 | 06/25/26 | 06/25/26 | ZST |
| Toluene-d8 | 97% | | %REC | 80-120 | | 1 | 407659 | 06/25/26 | 06/25/26 | ZST |
| Bromofluorobenzene | 82% | | %REC | 80-120 | | 1 | 407659 | 06/25/26 | 06/25/26 | ZST |
| Method: EPA 8270C-SIM<br>Prep Method: EPA 3535 | | | | | | | | | | |
| 1,4-Dioxane | **3.0** | | ug/L | 1.0 | 0.87 | 1 | 407717 | 06/25/26 | 06/26/26 | TJW |
| **Surrogates** | | | | **Limits** | | | | | | |
| 1,4-Dioxane-d8 (SUR) | 98% | | %REC | 80-120 | | 1 | 407717 | 06/25/26 | 06/26/26 | TJW |

Results for any subcontracted analyses are not included in this section.

# Analysis Results for 561821

| 561821-002 Analyte | Result | Qual | Units | RL | MDL | DF | Batch | Prepared | Analyzed | Chemist |
|---|---|---|---|---|---|---|---|---|---|---|
| Method: SM 4500-S2-D<br>Prep Method: METHOD | | | | | | | | | | |
| Sulfide | ND | | mg/L | 0.10 | | 1 | 407366 | 06/22/26 | 06/22/26 | LVL |
| Method: SM 5310B<br>Prep Method: SM 5310B | | | | | | | | | | |
| Total Organic Carbon | **17** | | mg/L | 1.0 | 0.49 | 1 | 407353 | 06/22/26 | 06/22/26 | CKN |
| Method: SM2320B<br>Prep Method: METHOD | | | | | | | | | | |
| Alkalinity, Bicarbonate, as CaCO3 | **330** | | mg/L | 5.0 | | 2.5 | 407391 | 06/22/26 | 06/22/26 | WWC |
| Alkalinity, Total as CaCO3 | **330** | | mg/L | 5.0 | | 2.5 | 407391 | 06/22/26 | 06/22/26 | WWC |
| Method: SM2540C<br>Prep Method: METHOD | | | | | | | | | | |
| Total Dissolved Solids | **950** | | mg/L | 20 | | 2 | 407400 | 06/22/26 | 06/24/26 | TTL |

Results for any subcontracted analyses are not included in this section.

Onterris ENTHALPY ANALYTICAL

# Analysis Results for 561821

| Sample ID: DW-29 | Lab ID: 561821-003 | Collected: 06/18/26 11:34 |
|---|---|---|
| | Matrix: Water | |

| 561821-003 Analyte | Result | Qual | Units | RL | MDL | DF | Batch | Prepared | Analyzed | Chemist |
|---|---|---|---|---|---|---|---|---|---|---|
| Method: EPA 300.0<br>Prep Method: METHOD | | | | | | | | | | |
| Fluoride | **0.38** | | mg/L | 0.20 | 0.062 | 1 | 407218 | 06/19/26 16:13 | 06/19/26 19:00 | KUM |
| Chloride | **93** | | mg/L | 1.0 | 0.27 | 1 | 407218 | 06/19/26 16:13 | 06/19/26 19:00 | KUM |
| Bromide | **0.33** | | mg/L | 0.30 | 0.049 | 1 | 407218 | 06/19/26 16:13 | 06/19/26 19:00 | KUM |
| Nitrogen, Nitrate | **2.1** | | mg/L | 0.10 | 0.05 | 1 | 407218 | 06/19/26 16:13 | 06/19/26 19:00 | KUM |
| Sulfate | **370** | | mg/L | 10 | 2.6 | 10 | 407218 | 06/19/26 16:13 | 06/19/26 19:19 | KUM |
| Method: EPA 350.1<br>Prep Method: METHOD | | | | | | | | | | |
| Ammonia-N | ND | | mg/L | 0.10 | 0.068 | 1 | 407452 | 06/23/26 | 06/23/26 | CKN |
| Method: EPA 410.4<br>Prep Method: EPA 410.4 | | | | | | | | | | |
| Chemical Oxygen Demand | **15** | | mg/L | 4.0 | 2.6 | 1 | 407655 | 06/24/26 | 06/25/26 | AAB |
| Method: EPA 6010B<br>Prep Method: EPA 3015A | | | | | | | | | | |
| Boron | **0.38** | | mg/L | 0.050 | 0.0090 | 1 | 407227 | 06/19/26 | 06/19/26 | KCD |
| Calcium | **74** | | mg/L | 0.10 | 0.0095 | 1 | 407227 | 06/19/26 | 06/19/26 | KCD |
| Iron | **0.047** | J | mg/L | 0.050 | 0.017 | 1 | 407227 | 06/19/26 | 06/19/26 | KCD |
| Magnesium | **9.8** | | mg/L | 0.10 | 0.017 | 1 | 407227 | 06/19/26 | 06/19/26 | KCD |
| Manganese | **0.099** | | mg/L | 0.010 | 0.00075 | 1 | 407227 | 06/19/26 | 06/19/26 | KCD |
| Potassium | **1.3** | | mg/L | 0.50 | 0.15 | 1 | 407227 | 06/19/26 | 06/19/26 | KCD |
| Sodium | **230** | | mg/L | 0.50 | 0.017 | 1 | 407227 | 06/19/26 | 06/19/26 | KCD |
| Method: EPA 8260B<br>Prep Method: EPA 5030B | | | | | | | | | | |
| Freon 12 | ND | | ug/L | 1.0 | 0.1 | 1 | 407659 | 06/25/26 | 06/25/26 | ZST |
| Chloromethane | ND | | ug/L | 1.0 | 0.1 | 1 | 407659 | 06/25/26 | 06/25/26 | ZST |
| Vinyl Chloride | ND | | ug/L | 0.5 | 0.1 | 1 | 407659 | 06/25/26 | 06/25/26 | ZST |
| 1,1-Dichloroethene | ND | | ug/L | 0.5 | 0.1 | 1 | 407659 | 06/25/26 | 06/25/26 | ZST |
| Methylene Chloride | ND | | ug/L | 10 | 0.2 | 1 | 407659 | 06/25/26 | 06/25/26 | ZST |
| 1,1-Dichloroethane | ND | | ug/L | 0.5 | 0.1 | 1 | 407659 | 06/25/26 | 06/25/26 | ZST |
| cis-1,2-Dichloroethene | ND | | ug/L | 0.5 | 0.1 | 1 | 407659 | 06/25/26 | 06/25/26 | ZST |
| 1,2-Dichloroethane | ND | | ug/L | 0.5 | 0.2 | 1 | 407659 | 06/25/26 | 06/25/26 | ZST |
| Benzene | ND | | ug/L | 0.5 | 0.1 | 1 | 407659 | 06/25/26 | 06/25/26 | ZST |
| Trichloroethene | ND | | ug/L | 0.5 | 0.2 | 1 | 407659 | 06/25/26 | 06/25/26 | ZST |
| Tetrachloroethene | ND | | ug/L | 0.5 | 0.2 | 1 | 407659 | 06/25/26 | 06/25/26 | ZST |
| 1,4-Dichlorobenzene | ND | | ug/L | 0.5 | 0.2 | 1 | 407659 | 06/25/26 | 06/25/26 | ZST |
| **Surrogates** | | | | **Limits** | | | | | | |
| Dibromofluoromethane | 98% | | %REC | 80-120 | | 1 | 407659 | 06/25/26 | 06/25/26 | ZST |
| 1,2-Dichloroethane-d4 | 101% | | %REC | 80-123 | | 1 | 407659 | 06/25/26 | 06/25/26 | ZST |
| Toluene-d8 | 97% | | %REC | 80-120 | | 1 | 407659 | 06/25/26 | 06/25/26 | ZST |
| Bromofluorobenzene | 83% | | %REC | 80-120 | | 1 | 407659 | 06/25/26 | 06/25/26 | ZST |
| Method: EPA 8270C-SIM<br>Prep Method: EPA 3535 | | | | | | | | | | |
| 1,4-Dioxane | ND | | ug/L | 1.0 | 0.87 | 1 | 407717 | 06/25/26 | 06/26/26 | TJW |
| **Surrogates** | | | | **Limits** | | | | | | |
| 1,4-Dioxane-d8 (SUR) | 98% | | %REC | 80-120 | | 1 | 407717 | 06/25/26 | 06/26/26 | TJW |

Results for any subcontracted analyses are not included in this section.

# Analysis Results for 561821

| 561821-003 Analyte | Result | Qual | Units | RL | MDL | DF | Batch | Prepared | Analyzed | Chemist |
|---|---|---|---|---|---|---|---|---|---|---|
| Method: SM 4500-S2-D<br>Prep Method: METHOD | | | | | | | | | | |
| Sulfide | ND | | mg/L | 0.10 | | 1 | 407366 | 06/22/26 | 06/22/26 | LVL |
| Method: SM 5310B<br>Prep Method: SM 5310B | | | | | | | | | | |
| Total Organic Carbon | **8.4** | | mg/L | 1.0 | 0.49 | 1 | 407353 | 06/22/26 | 06/22/26 | CKN |
| Method: SM2320B<br>Prep Method: METHOD | | | | | | | | | | |
| Alkalinity, Bicarbonate, as CaCO3 | **270** | | mg/L | 5.0 | | 2.5 | 407391 | 06/22/26 | 06/22/26 | WWC |
| Alkalinity, Total as CaCO3 | **270** | | mg/L | 5.0 | | 2.5 | 407391 | 06/22/26 | 06/22/26 | WWC |
| Method: SM2540C<br>Prep Method: METHOD | | | | | | | | | | |
| Total Dissolved Solids | **1,000** | | mg/L | 20 | | 2 | 407400 | 06/22/26 | 06/24/26 | TTL |

**Sample ID: QCFB** **Lab ID: 561821-004** **Collected: 06/18/26 11:36**
**Matrix: Water**

| 561821-004 Analyte | Result | Qual | Units | RL | MDL | DF | Batch | Prepared | Analyzed | Chemist |
|---|---|---|---|---|---|---|---|---|---|---|
| Method: EPA 8260B<br>Prep Method: EPA 5030B | | | | | | | | | | |
| Freon 12 | ND | | ug/L | 1.0 | 0.1 | 1 | 407659 | 06/25/26 | 06/25/26 | ZST |
| Chloromethane | ND | | ug/L | 1.0 | 0.1 | 1 | 407659 | 06/25/26 | 06/25/26 | ZST |
| Vinyl Chloride | ND | | ug/L | 0.5 | 0.1 | 1 | 407659 | 06/25/26 | 06/25/26 | ZST |
| 1,1-Dichloroethene | ND | | ug/L | 0.5 | 0.1 | 1 | 407659 | 06/25/26 | 06/25/26 | ZST |
| Methylene Chloride | **0.2** | J | ug/L | 10 | 0.2 | 1 | 407659 | 06/25/26 | 06/25/26 | ZST |
| 1,1-Dichloroethane | ND | | ug/L | 0.5 | 0.1 | 1 | 407659 | 06/25/26 | 06/25/26 | ZST |
| cis-1,2-Dichloroethene | ND | | ug/L | 0.5 | 0.1 | 1 | 407659 | 06/25/26 | 06/25/26 | ZST |
| 1,2-Dichloroethane | ND | | ug/L | 0.5 | 0.2 | 1 | 407659 | 06/25/26 | 06/25/26 | ZST |
| Benzene | ND | | ug/L | 0.5 | 0.1 | 1 | 407659 | 06/25/26 | 06/25/26 | ZST |
| Trichloroethene | ND | | ug/L | 0.5 | 0.2 | 1 | 407659 | 06/25/26 | 06/25/26 | ZST |
| Tetrachloroethene | ND | | ug/L | 0.5 | 0.2 | 1 | 407659 | 06/25/26 | 06/25/26 | ZST |
| 1,4-Dichlorobenzene | ND | | ug/L | 0.5 | 0.2 | 1 | 407659 | 06/25/26 | 06/25/26 | ZST |
| **Surrogates** | | | | **Limits** | | | | | | |
| Dibromofluoromethane | 99% | | %REC | 80-120 | | 1 | 407659 | 06/25/26 | 06/25/26 | ZST |
| 1,2-Dichloroethane-d4 | 101% | | %REC | 80-123 | | 1 | 407659 | 06/25/26 | 06/25/26 | ZST |
| Toluene-d8 | 97% | | %REC | 80-120 | | 1 | 407659 | 06/25/26 | 06/25/26 | ZST |
| Bromofluorobenzene | 82% | | %REC | 80-120 | | 1 | 407659 | 06/25/26 | 06/25/26 | ZST |

Results for any subcontracted analyses are not included in this section.

Onterris ENTHALPY ANALYTICAL

# Analysis Results for 561821

| Sample ID: QCTB | Lab ID: 561821-005 | Collected: 06/18/26 |
|---|---|---|
| | Matrix: Water | |

| 561821-005 Analyte | Result | Qual | Units | RL | MDL | DF | Batch | Prepared | Analyzed | Chemist |
|---|---|---|---|---|---|---|---|---|---|---|
| Method: EPA 8260B<br>Prep Method: EPA 5030B | | | | | | | | | | |
| Freon 12 | ND | | ug/L | 1.0 | 0.1 | 1 | 407659 | 06/25/26 | 06/25/26 | ZST |
| Chloromethane | ND | | ug/L | 1.0 | 0.1 | 1 | 407659 | 06/25/26 | 06/25/26 | ZST |
| Vinyl Chloride | ND | | ug/L | 0.5 | 0.1 | 1 | 407659 | 06/25/26 | 06/25/26 | ZST |
| 1,1-Dichloroethene | ND | | ug/L | 0.5 | 0.1 | 1 | 407659 | 06/25/26 | 06/25/26 | ZST |
| Methylene Chloride | ND | | ug/L | 10 | 0.2 | 1 | 407659 | 06/25/26 | 06/25/26 | ZST |
| 1,1-Dichloroethane | ND | | ug/L | 0.5 | 0.1 | 1 | 407659 | 06/25/26 | 06/25/26 | ZST |
| cis-1,2-Dichloroethene | ND | | ug/L | 0.5 | 0.1 | 1 | 407659 | 06/25/26 | 06/25/26 | ZST |
| 1,2-Dichloroethane | ND | | ug/L | 0.5 | 0.2 | 1 | 407659 | 06/25/26 | 06/25/26 | ZST |
| Benzene | ND | | ug/L | 0.5 | 0.1 | 1 | 407659 | 06/25/26 | 06/25/26 | ZST |
| Trichloroethene | ND | | ug/L | 0.5 | 0.2 | 1 | 407659 | 06/25/26 | 06/25/26 | ZST |
| Tetrachloroethene | ND | | ug/L | 0.5 | 0.2 | 1 | 407659 | 06/25/26 | 06/25/26 | ZST |
| 1,4-Dichlorobenzene | ND | | ug/L | 0.5 | 0.2 | 1 | 407659 | 06/25/26 | 06/25/26 | ZST |
| **Surrogates** | | | | **Limits** | | | | | | |
| Dibromofluoromethane | 99% | | %REC | 80-120 | | 1 | 407659 | 06/25/26 | 06/25/26 | ZST |
| 1,2-Dichloroethane-d4 | 101% | | %REC | 80-123 | | 1 | 407659 | 06/25/26 | 06/25/26 | ZST |
| Toluene-d8 | 97% | | %REC | 80-120 | | 1 | 407659 | 06/25/26 | 06/25/26 | ZST |
| Bromofluorobenzene | 82% | | %REC | 80-120 | | 1 | 407659 | 06/25/26 | 06/25/26 | ZST |

J Estimated value
ND Not Detected

Results for any subcontracted analyses are not included in this section.

# Batch QC

| | | | | | |
|---|---|---|---|---|---|
| **Type:** | **Blank** | **Lab ID:** | **QC1383043** | **Batch:** | **407218** |
| **Matrix:** | **Water** | **Method:** | **EPA 300.0** | **Prep Method:** | **METHOD** |

| QC1383043 Analyte | Result | Qual | Units | RL | MDL | Prepared | Analyzed |
|---|---|---|---|---|---|---|---|
| Fluoride | ND | | mg/L | 0.20 | 0.062 | 06/19/26 16:13 | 06/19/26 16:25 |
| Chloride | ND | | mg/L | 1.0 | 0.27 | 06/19/26 16:13 | 06/19/26 16:25 |
| Bromide | ND | | mg/L | 0.30 | 0.049 | 06/19/26 16:13 | 06/19/26 16:25 |
| Nitrogen, Nitrate | ND | | mg/L | 0.10 | 0.05 | 06/19/26 16:13 | 06/19/26 16:25 |
| Sulfate | ND | | mg/L | 1.0 | 0.26 | 06/19/26 16:13 | 06/19/26 16:25 |

| | | | | | |
|---|---|---|---|---|---|
| **Type:** | **Lab Control Sample** | **Lab ID:** | **QC1383044** | **Batch:** | **407218** |
| **Matrix:** | **Water** | **Method:** | **EPA 300.0** | **Prep Method:** | **METHOD** |

| QC1383044 Analyte | Result | Spiked | Units | Recovery | Qual | Limits |
|---|---|---|---|---|---|---|
| Fluoride | 10.02 | 10.00 | mg/L | 100% | | 90-110 |
| Chloride | 48.30 | 50.00 | mg/L | 97% | | 90-110 |
| Bromide | 15.57 | 15.00 | mg/L | 104% | | 90-110 |
| Nitrogen, Nitrate | 4.659 | 4.518 | mg/L | 103% | | 90-110 |
| Sulfate | 25.73 | 25.00 | mg/L | 103% | | 90-110 |

| | | | | | |
|---|---|---|---|---|---|
| **Type:** | **Matrix Spike** | **Lab ID:** | **QC1383045** | **Batch:** | **407218** |
| **Matrix (Source ID):** | **Water (561821-001)** | **Method:** | **EPA 300.0** | **Prep Method:** | **METHOD** |

| QC1383045 Analyte | Result | Source Sample Result | Spiked | Units | Recovery | Qual | Limits | DF |
|---|---|---|---|---|---|---|---|---|
| Fluoride | 26.01 | 0.2876 | 20.00 | mg/L | 129% | | 80-136 | 1 |
| Chloride | 207.8 | 90.96 | 100.0 | mg/L | 117% | E | 75-130 | 1 |
| Bromide | 19.75 | 0.3999 | 15.00 | mg/L | 129% | * | 80-128 | 1 |
| Nitrogen, Nitrate | 11.99 | 0.1791 | 9.036 | mg/L | 131% | * | 80-130 | 1 |
| Sulfate | 355.8 | 387.4 | 50.00 | mg/L | -63% | E,NM | 77-132 | 1 |

| | | | | | |
|---|---|---|---|---|---|
| **Type:** | **Matrix Spike Duplicate** | **Lab ID:** | **QC1383046** | **Batch:** | **407218** |
| **Matrix (Source ID):** | **Water (561821-001)** | **Method:** | **EPA 300.0** | **Prep Method:** | **METHOD** |

| QC1383046 Analyte | Result | Source Sample Result | Spiked | Units | Recovery | Qual | Limits | RPD | RPD Lim | DF |
|---|---|---|---|---|---|---|---|---|---|---|
| Fluoride | 23.32 | 0.2876 | 20.00 | mg/L | 115% | | 80-136 | 11 | 24 | 1 |
| Chloride | 196.6 | 90.96 | 100.0 | mg/L | 106% | | 75-130 | | 20 | 1 |
| Bromide | 17.83 | 0.3999 | 15.00 | mg/L | 116% | | 80-128 | 10 | 23 | 1 |
| Nitrogen, Nitrate | 10.79 | 0.1791 | 9.036 | mg/L | 117% | | 80-130 | 11 | 20 | 1 |
| Sulfate | 352.4 | 387.4 | 50.00 | mg/L | -70% | E,NM | 77-132 | | 20 | 1 |

| | | | | | |
|---|---|---|---|---|---|
| **Type:** | **Blank** | **Lab ID:** | **QC1383933** | **Batch:** | **407452** |
| **Matrix:** | **Water** | **Method:** | **EPA 350.1** | **Prep Method:** | **METHOD** |

| QC1383933 Analyte | Result | Qual | Units | RL | MDL | Prepared | Analyzed |
|---|---|---|---|---|---|---|---|
| Ammonia-N | ND | | mg/L | 0.10 | 0.068 | 06/23/26 | 06/23/26 |

# Batch QC

| Type: Lab Control Sample | Lab ID: QC1383934 | Batch: 407452 |
|---|---|---|
| Matrix: Water | Method: EPA 350.1 | Prep Method: METHOD |

| QC1383934 Analyte | Result | Spiked | Units | Recovery | Qual | Limits |
|---|---|---|---|---|---|---|
| Ammonia-N | 0.9205 | 1.000 | mg/L | 92% | | 90-110 |

| Type: Matrix Spike | Lab ID: QC1383935 | Batch: 407452 |
|---|---|---|
| Matrix (Source ID): Water (561821-001) | Method: EPA 350.1 | Prep Method: METHOD |

| QC1383935 Analyte | Result | Source Sample Result | Spiked | Units | Recovery | Qual | Limits | DF |
|---|---|---|---|---|---|---|---|---|
| Ammonia-N | 0.9788 | ND | 1.000 | mg/L | 98% | | 90-110 | 1 |

| Type: Matrix Spike Duplicate | Lab ID: QC1383936 | Batch: 407452 |
|---|---|---|
| Matrix (Source ID): Water (561821-001) | Method: EPA 350.1 | Prep Method: METHOD |

| QC1383936 Analyte | Result | Source Sample Result | Spiked | Units | Recovery | Qual | Limits | RPD | RPD Lim | DF |
|---|---|---|---|---|---|---|---|---|---|---|
| Ammonia-N | 0.9023 | ND | 1.000 | mg/L | 90% | | 90-110 | 8 | 20 | 1 |

| Type: Blank | Lab ID: QC1384668 | Batch: 407655 |
|---|---|---|
| Matrix: Water | Method: EPA 410.4 | Prep Method: EPA 410.4 |

| QC1384668 Analyte | Result | Qual | Units | RL | MDL | Prepared | Analyzed |
|---|---|---|---|---|---|---|---|
| Chemical Oxygen Demand | ND | | mg/L | 4.0 | 2.6 | 06/24/26 | 06/25/26 |

| Type: Lab Control Sample | Lab ID: QC1384669 | Batch: 407655 |
|---|---|---|
| Matrix: Water | Method: EPA 410.4 | Prep Method: EPA 410.4 |

| QC1384669 Analyte | Result | Spiked | Units | Recovery | Qual | Limits |
|---|---|---|---|---|---|---|
| Chemical Oxygen Demand | 97.62 | 100.0 | mg/L | 98% | | 90-110 |

| Type: Matrix Spike | Lab ID: QC1384670 | Batch: 407655 |
|---|---|---|
| Matrix (Source ID): Water (561821-001) | Method: EPA 410.4 | Prep Method: EPA 410.4 |

| QC1384670 Analyte | Result | Source Sample Result | Spiked | Units | Recovery | Qual | Limits | DF |
|---|---|---|---|---|---|---|---|---|
| Chemical Oxygen Demand | 123.6 | 20.97 | 100.0 | mg/L | 103% | | 75-125 | 1 |

| Type: Matrix Spike Duplicate | Lab ID: QC1384671 | Batch: 407655 |
|---|---|---|
| Matrix (Source ID): Water (561821-001) | Method: EPA 410.4 | Prep Method: EPA 410.4 |

| QC1384671 Analyte | Result | Source Sample Result | Spiked | Units | Recovery | Qual | Limits | RPD | RPD Lim | DF |
|---|---|---|---|---|---|---|---|---|---|---|
| Chemical Oxygen Demand | 125.8 | 20.97 | 100.0 | mg/L | 105% | | 75-125 | 2 | 20 | 1 |

# Batch QC

| | | |
|---|---|---|
| **Type: Blank** | **Lab ID: QC1383085** | **Batch: 407227** |
| **Matrix: Water** | **Method: EPA 6010B** | **Prep Method: EPA 3015A** |

| QC1383085 Analyte | Result | Qual | Units | RL | MDL | Prepared | Analyzed |
|---|---|---|---|---|---|---|---|
| Boron | ND | | mg/L | 0.050 | 0.0090 | 06/19/26 | 06/19/26 |
| Calcium | ND | | mg/L | 0.10 | 0.0095 | 06/19/26 | 06/19/26 |
| Iron | ND | | mg/L | 0.050 | 0.017 | 06/19/26 | 06/19/26 |
| Magnesium | ND | | mg/L | 0.10 | 0.017 | 06/19/26 | 06/19/26 |
| Manganese | ND | | mg/L | 0.010 | 0.00075 | 06/19/26 | 06/19/26 |
| Potassium | ND | | mg/L | 0.50 | 0.15 | 06/19/26 | 06/19/26 |
| Sodium | 0.18 | J | mg/L | 0.50 | 0.017 | 06/19/26 | 06/19/26 |

| | | |
|---|---|---|
| **Type: Lab Control Sample** | **Lab ID: QC1383086** | **Batch: 407227** |
| **Matrix: Water** | **Method: EPA 6010B** | **Prep Method: EPA 3015A** |

| QC1383086 Analyte | Result | Spiked | Units | Recovery | Qual | Limits |
|---|---|---|---|---|---|---|
| Boron | 0.3631 | 0.4000 | mg/L | 91% | | 80-120 |
| Calcium | 18.68 | 20.40 | mg/L | 92% | | 80-120 |
| Iron | 0.5030 | 0.4000 | mg/L | 126% | * | 80-120 |
| Magnesium | 18.80 | 20.40 | mg/L | 92% | | 80-120 |
| Manganese | 0.3769 | 0.4000 | mg/L | 94% | | 80-120 |
| Potassium | 20.94 | 24.00 | mg/L | 87% | | 80-120 |
| Sodium | 17.83 | 20.40 | mg/L | 87% | | 80-120 |

| | | |
|---|---|---|
| **Type: Matrix Spike** | **Lab ID: QC1383087** | **Batch: 407227** |
| **Matrix (Source ID): Water (561821-001)** | **Method: EPA 6010B** | **Prep Method: EPA 3015A** |

| QC1383087 Analyte | Result | Source Sample Result | Spiked | Units | Recovery | Qual | Limits | DF |
|---|---|---|---|---|---|---|---|---|
| Boron | 0.8565 | 0.4802 | 0.4000 | mg/L | 94% | | 75-125 | 1 |
| Calcium | 174.1 | 157.9 | 20.40 | mg/L | 80% | NM | 75-125 | 1 |
| Iron | 0.3704 | ND | 0.4000 | mg/L | 93% | | 75-125 | 1 |
| Magnesium | 49.21 | 31.42 | 20.40 | mg/L | 87% | | 75-125 | 1 |
| Manganese | 0.9654 | 0.5967 | 0.4000 | mg/L | 92% | | 75-125 | 1 |
| Potassium | 22.86 | 1.490 | 24.00 | mg/L | 89% | | 75-125 | 1 |
| Sodium | 147.4 | 131.0 | 20.40 | mg/L | 80% | NM | 75-125 | 1 |

# Batch QC

| | | | | | |
|---|---|---|---|---|---|
| **Type:** | **Matrix Spike Duplicate** | **Lab ID:** | **QC1383088** | **Batch:** | **407227** |
| **Matrix (Source ID):** | **Water (561821-001)** | **Method:** | **EPA 6010B** | **Prep Method:** | **EPA 3015A** |

| QC1383088 Analyte | Result | Source Sample Result | Spiked | Units | Recovery | Qual | Limits | RPD | RPD Lim | DF |
|---|---|---|---|---|---|---|---|---|---|---|
| Boron | 0.8511 | 0.4802 | 0.4000 | mg/L | 93% | | 75-125 | 1 | 20 | 1 |
| Calcium | 171.8 | 157.9 | 20.40 | mg/L | 68% | NM | 75-125 | 1 | 21 | 1 |
| Iron | 0.3715 | ND | 0.4000 | mg/L | 93% | | 75-125 | 0 | 23 | 1 |
| Magnesium | 48.82 | 31.42 | 20.40 | mg/L | 85% | | 75-125 | 1 | 20 | 1 |
| Manganese | 0.9580 | 0.5967 | 0.4000 | mg/L | 90% | | 75-125 | 1 | 20 | 1 |
| Potassium | 23.02 | 1.490 | 24.00 | mg/L | 90% | | 75-125 | 1 | 21 | 1 |
| Sodium | 147.3 | 131.0 | 20.40 | mg/L | 80% | NM | 75-125 | 0 | 20 | 1 |

| | | | | | |
|---|---|---|---|---|---|
| **Type:** | **Serial Dilution** | **Lab ID:** | **QC1383108** | **Batch:** | **407227** |
| **Matrix (Source ID):** | **Water (561821-001)** | **Method:** | **EPA 6010B** | **Prep Method:** | **EPA 3015A** |

| QC1383108 Analyte | Result | Source Sample Result | Units | Qual | RPD | RPD Lim | DF |
|---|---|---|---|---|---|---|---|
| Boron | 0.4575 | 0.4802 | mg/L | | | | 5 |
| Calcium | 163.0 | 157.9 | mg/L | | | | 5 |
| Iron | ND | ND | mg/L | | | | 5 |
| Magnesium | 32.79 | 31.42 | mg/L | | | | 5 |
| Manganese | 0.5856 | 0.5967 | mg/L | | | | 5 |
| Potassium | 1.077 | 1.490 | mg/L | J | | | 5 |
| Sodium | 132.3 | 131.0 | mg/L | | | | 5 |

| | | | | | |
|---|---|---|---|---|---|
| **Type:** | **Blank** | **Lab ID:** | **QC1384686** | **Batch:** | **407659** |
| **Matrix:** | **Water** | **Method:** | **EPA 8260B** | **Prep Method:** | **EPA 5030B** |

| QC1384686 Analyte | Result | Qual | Units | RL | MDL | Prepared | Analyzed |
|---|---|---|---|---|---|---|---|
| Freon 12 | ND | | ug/L | 1.0 | 0.1 | 06/24/26 | 06/24/26 |
| Chloromethane | ND | | ug/L | 1.0 | 0.1 | 06/24/26 | 06/24/26 |
| Vinyl Chloride | ND | | ug/L | 0.5 | 0.1 | 06/24/26 | 06/24/26 |
| 1,1-Dichloroethene | ND | | ug/L | 0.5 | 0.1 | 06/24/26 | 06/24/26 |
| Methylene Chloride | ND | | ug/L | 10 | 0.2 | 06/24/26 | 06/24/26 |
| 1,1-Dichloroethane | ND | | ug/L | 0.5 | 0.1 | 06/24/26 | 06/24/26 |
| cis-1,2-Dichloroethene | ND | | ug/L | 0.5 | 0.1 | 06/24/26 | 06/24/26 |
| 1,2-Dichloroethane | ND | | ug/L | 0.5 | 0.2 | 06/24/26 | 06/24/26 |
| Benzene | ND | | ug/L | 0.5 | 0.1 | 06/24/26 | 06/24/26 |
| Trichloroethene | ND | | ug/L | 0.5 | 0.2 | 06/24/26 | 06/24/26 |
| Tetrachloroethene | ND | | ug/L | 0.5 | 0.2 | 06/24/26 | 06/24/26 |
| 1,4-Dichlorobenzene | ND | | ug/L | 0.5 | 0.2 | 06/24/26 | 06/24/26 |
| **Surrogates** | | | | **Limits** | | | |
| Dibromofluoromethane | 100% | | %REC | 80-120 | | 06/24/26 | 06/24/26 |
| 1,2-Dichloroethane-d4 | 101% | | %REC | 80-123 | | 06/24/26 | 06/24/26 |
| Toluene-d8 | 96% | | %REC | 80-120 | | 06/24/26 | 06/24/26 |
| Bromofluorobenzene | 86% | | %REC | 80-120 | | 06/24/26 | 06/24/26 |

# Batch QC

| Type: Lab Control Sample | Lab ID: QC1384687 | Batch: 407659 |
|---|---|---|
| Matrix: Water | Method: EPA 8260B | Prep Method: EPA 5030B |

| QC1384687 Analyte | Result | Spiked | Units | Recovery | Qual | Limits |
|---|---|---|---|---|---|---|
| 1,1-Dichloroethene | 48.32 | 50.00 | ug/L | 97% | | 69-128 |
| MTBE | 49.06 | 50.00 | ug/L | 98% | | 70-129 |
| Benzene | 47.89 | 50.00 | ug/L | 96% | | 76-123 |
| Trichloroethene | 49.94 | 50.00 | ug/L | 100% | | 73-126 |
| Toluene | 48.45 | 50.00 | ug/L | 97% | | 75-120 |
| Chlorobenzene | 47.64 | 50.00 | ug/L | 95% | | 76-120 |
| **Surrogates** | | | | | | |
| Dibromofluoromethane | 50.02 | 50.00 | ug/L | 100% | | 80-120 |
| 1,2-Dichloroethane-d4 | 49.46 | 50.00 | ug/L | 99% | | 80-123 |
| Toluene-d8 | 50.32 | 50.00 | ug/L | 101% | | 80-120 |
| Bromofluorobenzene | 43.40 | 50.00 | ug/L | 87% | | 80-120 |

| Type: Lab Control Sample Duplicate | Lab ID: QC1384688 | Batch: 407659 |
|---|---|---|
| Matrix: Water | Method: EPA 8260B | Prep Method: EPA 5030B |

| QC1384688 Analyte | Result | Spiked | Units | Recovery | Qual | Limits | RPD | RPD Lim |
|---|---|---|---|---|---|---|---|---|
| 1,1-Dichloroethene | 48.84 | 50.00 | ug/L | 98% | | 69-128 | 1 | 23 |
| MTBE | 49.88 | 50.00 | ug/L | 100% | | 70-129 | 2 | 24 |
| Benzene | 48.50 | 50.00 | ug/L | 97% | | 76-123 | 1 | 21 |
| Trichloroethene | 49.17 | 50.00 | ug/L | 98% | | 73-126 | 2 | 22 |
| Toluene | 46.90 | 50.00 | ug/L | 94% | | 75-120 | 3 | 22 |
| Chlorobenzene | 46.51 | 50.00 | ug/L | 93% | | 76-120 | 2 | 21 |
| **Surrogates** | | | | | | | | |
| Dibromofluoromethane | 49.75 | 50.00 | ug/L | 99% | | 80-120 | | |
| 1,2-Dichloroethane-d4 | 49.54 | 50.00 | ug/L | 99% | | 80-123 | | |
| Toluene-d8 | 48.75 | 50.00 | ug/L | 97% | | 80-120 | | |
| Bromofluorobenzene | 42.55 | 50.00 | ug/L | 85% | | 80-120 | | |

| Type: Matrix Spike | Lab ID: QC1384853 | Batch: 407659 |
|---|---|---|
| Matrix (Source ID): Water (562050-003) | Method: EPA 8260B | Prep Method: EPA 5030B |

| QC1384853 Analyte | Result | Source Sample Result | Spiked | Units | Recovery | Qual | Limits | DF |
|---|---|---|---|---|---|---|---|---|
| 1,1-Dichloroethene | 19.88 | 0.3160 | 20.00 | ug/L | 98% | | 62-132 | 1 |
| MTBE | 20.13 | ND | 20.00 | ug/L | 101% | | 65-133 | 1 |
| Benzene | 18.95 | ND | 20.00 | ug/L | 95% | | 68-127 | 1 |
| Trichloroethene | 22.54 | 2.220 | 20.00 | ug/L | 102% | | 60-137 | 1 |
| Toluene | 19.31 | ND | 20.00 | ug/L | 97% | | 66-123 | 1 |
| Chlorobenzene | 19.13 | ND | 20.00 | ug/L | 96% | | 68-126 | 1 |
| **Surrogates** | | | | | | | | |
| Dibromofluoromethane | 49.95 | | 50.00 | ug/L | 100% | | 80-120 | 1 |
| 1,2-Dichloroethane-d4 | 51.36 | | 50.00 | ug/L | 103% | | 80-123 | 1 |
| Toluene-d8 | 49.78 | | 50.00 | ug/L | 100% | | 80-120 | 1 |
| Bromofluorobenzene | 43.68 | | 50.00 | ug/L | 87% | | 80-120 | 1 |

# Batch QC

| Type: | Matrix Spike Duplicate | Lab ID: | QC1384854 | Batch: | 407659 |
|---|---|---|---|---|---|
| Matrix (Source ID): | Water (562050-003) | Method: | EPA 8260B | Prep Method: | EPA 5030B |

| QC1384854 Analyte | Result | Source Sample Result | Spiked | Units | Recovery | Qual | Limits | RPD | RPD Lim | DF |
|---|---|---|---|---|---|---|---|---|---|---|
| 1,1-Dichloroethene | 19.79 | 0.3160 | 20.00 | ug/L | 97% | | 62-132 | 0 | 36 | 1 |
| MTBE | 20.71 | ND | 20.00 | ug/L | 104% | | 65-133 | 3 | 38 | 1 |
| Benzene | 19.33 | ND | 20.00 | ug/L | 97% | | 68-127 | 2 | 37 | 1 |
| Trichloroethene | 21.70 | 2.220 | 20.00 | ug/L | 97% | | 60-137 | 4 | 36 | 1 |
| Toluene | 18.74 | ND | 20.00 | ug/L | 94% | | 66-123 | 3 | 36 | 1 |
| Chlorobenzene | 18.64 | ND | 20.00 | ug/L | 93% | | 68-126 | 3 | 36 | 1 |
| **Surrogates** | | | | | | | | | | |
| Dibromofluoromethane | 50.21 | | 50.00 | ug/L | 100% | | 80-120 | | | 1 |
| 1,2-Dichloroethane-d4 | 51.99 | | 50.00 | ug/L | 104% | | 80-123 | | | 1 |
| Toluene-d8 | 48.77 | | 50.00 | ug/L | 98% | | 80-120 | | | 1 |
| Bromofluorobenzene | 42.76 | | 50.00 | ug/L | 86% | | 80-120 | | | 1 |

| Type: | Blank | Lab ID: | QC1384942 | Batch: | 407717 |
|---|---|---|---|---|---|
| Matrix: | Water | Method: | EPA 8270C-SIM | Prep Method: | EPA 3535 |

| QC1384942 Analyte | Result | Qual | Units | RL | MDL | Prepared | Analyzed |
|---|---|---|---|---|---|---|---|
| 1,4-Dioxane | ND | | ug/L | 1.0 | 0.87 | 06/25/26 | 06/26/26 |
| **Surrogates** | | | | **Limits** | | | |
| 1,4-Dioxane-d8 (SUR) | 100% | | %REC | 80-120 | | 06/25/26 | 06/26/26 |

| Type: | Lab Control Sample | Lab ID: | QC1384943 | Batch: | 407717 |
|---|---|---|---|---|---|
| Matrix: | Water | Method: | EPA 8270C-SIM | Prep Method: | EPA 3535 |

| QC1384943 Analyte | Result | Spiked | Units | Recovery | Qual | Limits |
|---|---|---|---|---|---|---|
| 1,4-Dioxane | 11.39 | 10.00 | ug/L | 114% | | 80-120 |
| **Surrogates** | | | | | | |
| 1,4-Dioxane-d8 (SUR) | 10.09 | 10.00 | ug/L | 101% | | 80-120 |

| Type: | Lab Control Sample Duplicate | Lab ID: | QC1384944 | Batch: | 407717 |
|---|---|---|---|---|---|
| Matrix: | Water | Method: | EPA 8270C-SIM | Prep Method: | EPA 3535 |

| QC1384944 Analyte | Result | Spiked | Units | Recovery | Qual | Limits | RPD | RPD Lim |
|---|---|---|---|---|---|---|---|---|
| 1,4-Dioxane | 11.33 | 10.00 | ug/L | 113% | | 80-120 | 1 | 25 |
| **Surrogates** | | | | | | | | |
| 1,4-Dioxane-d8 (SUR) | 9.849 | 10.00 | ug/L | 98% | | 80-120 | | |

| Type: | Blank | Lab ID: | QC1383647 | Batch: | 407366 |
|---|---|---|---|---|---|
| Matrix: | Water | Method: | SM 4500-S2-D | Prep Method: | METHOD |

| QC1383647 Analyte | Result | Qual | Units | RL | MDL | Prepared | Analyzed |
|---|---|---|---|---|---|---|---|
| Sulfide | ND | | mg/L | 0.10 | | 06/22/26 | 06/22/26 |

# Batch QC

**Type: Lab Control Sample** **Lab ID: QC1383648** **Batch: 407366**
**Matrix: Water** **Method: SM 4500-S2-D** **Prep Method: METHOD**

| QC1383648 Analyte | Result | Spiked | Units | Recovery | Qual | Limits |
|---|---|---|---|---|---|---|
| Sulfide | 0.9000 | 1.000 | mg/L | 90% | | 90-110 |

**Type: Matrix Spike** **Lab ID: QC1383649** **Batch: 407366**
**Matrix (Source ID): Water (561829-001)** **Method: SM 4500-S2-D** **Prep Method: METHOD**

| QC1383649 Analyte | Result | Source Sample Result | Spiked | Units | Recovery | Qual | Limits | DF |
|---|---|---|---|---|---|---|---|---|
| Sulfide | 0.9000 | ND | 1.000 | mg/L | 90% | | 80-120 | 1 |

**Type: Matrix Spike Duplicate** **Lab ID: QC1383650** **Batch: 407366**
**Matrix (Source ID): Water (561829-001)** **Method: SM 4500-S2-D** **Prep Method: METHOD**

| QC1383650 Analyte | Result | Source Sample Result | Spiked | Units | Recovery | Qual | Limits | RPD | RPD Lim | DF |
|---|---|---|---|---|---|---|---|---|---|---|
| Sulfide | 1.000 | ND | 1.000 | mg/L | 100% | | 80-120 | 11 | 20 | 1 |

**Type: Blank** **Lab ID: QC1383616** **Batch: 407353**
**Matrix: Water** **Method: SM 5310B** **Prep Method: SM 5310B**

| QC1383616 Analyte | Result | Qual | Units | RL | MDL | Prepared | Analyzed |
|---|---|---|---|---|---|---|---|
| Total Organic Carbon | ND | | mg/L | 1.0 | 0.49 | 06/22/26 | 06/22/26 |

**Type: Lab Control Sample** **Lab ID: QC1383617** **Batch: 407353**
**Matrix: Water** **Method: SM 5310B** **Prep Method: SM 5310B**

| QC1383617 Analyte | Result | Spiked | Units | Recovery | Qual | Limits |
|---|---|---|---|---|---|---|
| Total Organic Carbon | 23.62 | 25.00 | mg/L | 94% | | 85-115 |

**Type: Matrix Spike** **Lab ID: QC1383618** **Batch: 407353**
**Matrix (Source ID): Water (561998-001)** **Method: SM 5310B** **Prep Method: SM 5310B**

| QC1383618 Analyte | Result | Source Sample Result | Spiked | Units | Recovery | Qual | Limits | DF |
|---|---|---|---|---|---|---|---|---|
| Total Organic Carbon | 48,520 | 32180 | 12500 | mg/L | 131% | * | 75-125 | 500 |

**Type: Matrix Spike Duplicate** **Lab ID: QC1383619** **Batch: 407353**
**Matrix (Source ID): Water (561998-001)** **Method: SM 5310B** **Prep Method: SM 5310B**

| QC1383619 Analyte | Result | Source Sample Result | Spiked | Units | Recovery | Qual | Limits | RPD | RPD Lim | DF |
|---|---|---|---|---|---|---|---|---|---|---|
| Total Organic Carbon | 48,980 | 32180 | 12500 | mg/L | 134% | * | 75-125 | 1 | 25 | 500 |

# Batch QC

| Type: Blank | Lab ID: QC1383756 | Batch: 407391 |
|---|---|---|
| Matrix: Water | Method: SM2320B | Prep Method: METHOD |

| QC1383756 Analyte | Result | Qual | Units | RL | MDL | Prepared | Analyzed |
|---|---|---|---|---|---|---|---|
| Alkalinity, Bicarbonate, as CaCO3 | ND | | mg/L | 2.0 | | 06/22/26 | 06/22/26 |
| Alkalinity, Total as CaCO3 | ND | | mg/L | 2.0 | | 06/22/26 | 06/22/26 |

| Type: Lab Control Sample | Lab ID: QC1383757 | Batch: 407391 |
|---|---|---|
| Matrix: Water | Method: SM2320B | Prep Method: METHOD |

| QC1383757 Analyte | Result | Spiked | Units | Recovery | Qual | Limits |
|---|---|---|---|---|---|---|
| Alkalinity, Total as CaCO3 | 91.07 | 100.0 | mg/L | 91% | | 90-110 |

| Type: Sample Duplicate | Lab ID: QC1383758 | Batch: 407391 |
|---|---|---|
| Matrix (Source ID): Drinking Water (561870-021) | Method: SM2320B | Prep Method: METHOD |

| QC1383758 Analyte | Result | Source Sample Result | Units | Qual | RPD | RPD Lim | DF |
|---|---|---|---|---|---|---|---|
| Alkalinity, Bicarbonate, as CaCO3 | 159.7 | 155.1 | mg/L | | 3 | 20 | 2.5 |
| Alkalinity, Total as CaCO3 | 159.7 | 155.1 | mg/L | | 3 | 20 | 2.5 |

| Type: Sample Duplicate | Lab ID: QC1383782 | Batch: 407400 |
|---|---|---|
| Matrix (Source ID): Water (562054-002) | Method: SM2540C | Prep Method: METHOD |

| QC1383782 Analyte | Result | Source Sample Result | Units | Qual | RPD | RPD Lim | DF |
|---|---|---|---|---|---|---|---|
| Total Dissolved Solids | 4,164 | 4248 | mg/L | | 2 | 5 | 4 |

| Type: Blank | Lab ID: QC1383784 | Batch: 407400 |
|---|---|---|
| Matrix: Water | Method: SM2540C | Prep Method: METHOD |

| QC1383784 Analyte | Result | Qual | Units | RL | MDL | Prepared | Analyzed |
|---|---|---|---|---|---|---|---|
| Total Dissolved Solids | ND | | mg/L | 20 | | 06/22/26 | 06/24/26 |

| Type: Lab Control Sample | Lab ID: QC1383785 | Batch: 407400 |
|---|---|---|
| Matrix: Water | Method: SM2540C | Prep Method: METHOD |

| QC1383785 Analyte | Result | Spiked | Units | Recovery | Qual | Limits |
|---|---|---|---|---|---|---|
| Total Dissolved Solids | 970.0 | 1000 | mg/L | 97% | | 90-110 |

* Value is outside QC limits
E Response exceeds instrument's linear range
J Estimated value
ND Not Detected
NM Not Meaningful

**Laboratory Job Number 561821**

**Subcontracted Products**

**McCampbell Analytical, Inc.**

# McCampbell Analytical, Inc.

*"When Quality Counts"*

# Analytical Report

**WorkOrder:** 2606E56

**Report Created for:** Onterris Laboratories, LLC.

931 West Barkley Avenue
Orange, CA 92868

**Project Contact:** David Tripp
**Project P.O.:** 096843
**Project:** EO-561821

**Project Location:**
**Project Received:** 06/19/2026

Analytical Report reviewed & approved for release on 06/26/2026 by:

Yen Cao

Yen Cao
Project Manager

***McCampbell Analytical Inc. is not accredited for all the testing in this report. The report shall not be reproduced except in full, without the written approval of the laboratory. The analytical results relate only to the items tested.***

1534 Willow Pass Rd. Pittsburg, CA 94565 ♦ TEL: (877) 252-9262 ♦ FAX: (925) 252-9269 ♦ www.mccampbell.com

McCampbell Analytical, Inc.
*"When Quality Counts"*
1534 Willow Pass Road, Pittsburg, CA 94565-1701
Toll Free Telephone: (877) 252-9262 / Fax: (925) 252-9269
http://www.mccampbell.com / E-mail: main@mccampbell.com

# Glossary of Terms & Qualifier Definitions

**Client:** Onterris Laboratories, LLC. **WorkOrder:** 2606E56

**Project:** EO-561821

## Glossary Abbreviation

| | |
|---|---|
| %D | Serial Dilution Percent Difference |
| 95% Interval | 95% Confident Interval |
| CCV | Continuing Calibration Verification. |
| CCV REC (%) | The % recovery of Continuing Calibration Verification |
| DF | Dilution Factor |
| DISS | Dissolved (sample filtered using a 0.45 µm filter size) |
| DISTLC | Soluble Threshold Limit Concentration using DI water |
| DLT | Dilution Test (Serial Dilution) |
| DUP | Duplicate |
| EDL | Estimated Detection Limit |
| HMI | ICPMS HMI= High Matrix Sample Introduction |
| ITEF | International Toxicity Equivalence Factor |
| LCS | Laboratory Control Sample |
| LCS2 | Second LCS for the batch. Spike level is lower than that for the first LCS; applicable to method 1633. |
| LQL | Lowest Quantitation Level |
| MB | Method Blank |
| MB IS/SS % Rec | % Recovery of Internal Standard or Surrogate in Method Blank, if applicable |
| MB SS % Rec | % Recovery of Surrogate in Method Blank, if applicable |
| MDL | Method Detection Limit [1] |
| MET | Modified Elutriate Test (Effluent Elutriate) |
| ML | Minimum Level of Quantitation |
| MS | Matrix Spike |
| MSD | Matrix Spike Duplicate |
| NA | Not Applicable |
| ND | Not detected at or above the indicated MDL (if present) or RL. |
| NR | Data Not Reported due to matrix interference or insufficient sample amount. |
| PDS | Post Digestion Spike |
| PF | Prep Factor |
| RD | Relative Difference |
| RL | Reporting Limit [2] |
| RPD | Relative Percent Difference |
| RRT | Relative Retention Time |
| RSD | Relative Standard Deviation |
| SET | Standard Elutriate Test (Open Water) |

[1] MDL is the minimum measured concentration of a substance that can be reported with 99% confidence that the measured concentration is distinguishable from method blank results. Definition and Procedure for the Determination of the Method Detection Limit, Revision 2, 40CFR, Part 136, Appendix B, EPA 821-R-16-006, December 2016. Values are based upon our default extraction volume/amount and are subject to change.

[2] RL is the lowest level that can be reliably determined within specified limits of precision and accuracy during routine laboratory operating conditions. (The RL cannot be lower than the lowest calibration standard used in the initial calibration of the instrument and must be greater than the MDL.) Values are based upon our default extraction volume/amount and are subject to change.

McCampbell Analytical, Inc.
*"When Quality Counts"*

1534 Willow Pass Road, Pittsburg, CA 94565-1701
Toll Free Telephone: (877) 252-9262 / Fax: (925) 252-9269
http://www.mccampbell.com / E-mail: main@mccampbell.com

# Glossary of Terms & Qualifier Definitions

**Client:** Onterris Laboratories, LLC. **WorkOrder:** 2606E56

**Project:** EO-561821

| | |
|---|---|
| SPK Val | Spike Value |
| SPKRef Val | Spike Reference Value |
| SPLP | Synthetic Precipitation Leachate Procedure |
| STLC | Soluble Threshold Limit Concentration |
| TCLP | Toxicity Characteristic Leachate Procedure |
| TEQ | Toxicity Equivalents |
| TNTC | Micro: “Too Numerous to Count;” greater than 250 colonies observed on the plate. |
| TPH-Diesel | Sample results for semi-volatile TPH (diesel, kerosene, oil, etc) were calculated using a background subtraction procedure to correct for instrument baseline rise (column bleed) as described in Sec 7.7.2.2 of EPA 8015 B, C. |
| TZA | TimeZone Net Adjustment for sample collected outside of MAI's Coordinated Universal Time (UTC). (Adjustment for Daylight Saving is not accounted.) |

McCampbell Analytical, Inc.
*"When Quality Counts"*

1534 Willow Pass Road, Pittsburg, CA 94565-1701
Toll Free Telephone: (877) 252-9262 / Fax: (925) 252-9269
http://www.mccampbell.com / E-mail: main@mccampbell.com

# Analytical Report

| | | | |
|---|---|---|---|
| **Client:** | Onterris Laboratories, LLC. | **WorkOrder:** | 2606E56 |
| **Date Received:** | 06/19/2026 9:55 | **Extraction Method:** | RSK175 |
| **Date Prepared:** | 06/24/2026 | **Analytical Method:** | RSK175 |
| **Project:** | EO-561821 | **Unit:** | µg/L |

## Dissolved Carbon Dioxide by RSK 175

| Client ID | Lab ID | Matrix | Date Collected | Instrument FileID | Batch ID |
|---|---|---|---|---|---|
| FP-01 | 2606E56-001A | Water | 06/18/2026 09:35 | GC26 0624261005.D | 344542 |

| Analytes | Result | MDL | RL | DF | Date Analyzed |
|---|---|---|---|---|---|
| Carbon Dioxide | **33,000** | 2000 | 2000 | 40 | 06/24/2026 13:28 |

Analyst(s): CLO

| Client ID | Lab ID | Matrix | Date Collected | Instrument FileID | Batch ID |
|---|---|---|---|---|---|
| DW-31 | 2606E56-002A | Water | 06/18/2026 10:35 | GC26 0624261007.D | 344542 |

| Analytes | Result | MDL | RL | DF | Date Analyzed |
|---|---|---|---|---|---|
| Carbon Dioxide | **22,000** | 1000 | 1000 | 20 | 06/24/2026 14:31 |

Analyst(s): CLO

| Client ID | Lab ID | Matrix | Date Collected | Instrument FileID | Batch ID |
|---|---|---|---|---|---|
| DW-29 | 2606E56-003A | Water | 06/18/2026 11:34 | GC26 0624261009.D | 344542 |

| Analytes | Result | MDL | RL | DF | Date Analyzed |
|---|---|---|---|---|---|
| Carbon Dioxide | **11,000** | 500 | 500 | 10 | 06/24/2026 15:27 |

Analyst(s): CLO

McCampbell Analytical, Inc.
*"When Quality Counts"*

1534 Willow Pass Road, Pittsburg, CA 94565-1701
Toll Free Telephone: (877) 252-9262 / Fax: (925) 252-9269
http://www.mccampbell.com / E-mail: main@mccampbell.com

# Quality Control Report

| | | | |
|---|---|---|---|
| **Client:** | Onterris Laboratories, LLC. | **WorkOrder:** | 2606E56 |
| **Date Prepared:** | 06/24/2026 | **BatchID:** | 344542 |
| **Date Analyzed:** | 06/24/2026 | **Extraction Method:** | RSK175 |
| **Instrument:** | GC26 | **Analytical Method:** | RSK175 |
| **Matrix:** | Water | **Unit:** | µg/L |
| **Project:** | EO-561821 | **Sample ID:** | MB/LCS/LCSD-344542 |

## QC Summary Report for RSK175

| Analyte | MB Result | MDL | RL | | | |
|---|---|---|---|---|---|---|
| Carbon Dioxide | ND | 50 | 50 | - | - | - |

| Analyte | LCS Result | LCSD Result | SPK Val | LCS %REC | LCSD %REC | LCS/LCSD Limits | RPD | RPD Limit |
|---|---|---|---|---|---|---|---|---|
| Carbon Dioxide | 170 | 160 | 187.2 | 89 | 84 | 70-130 | 5.41 | 30 |


Page 1 of 32

McCampbell Analytical, Inc.
1534 Willow Pass Rd
Pittsburg, CA 94565-1701
(925) 252-9262

# CHAIN-OF-CUSTODY RECORD



**WorkOrder: 2606E56** **ClientCode: ENO** **QuoteID: 262776**

☐ WaterTrax ☐ CLIP ☐ EDF ☑ EQuIS ☑ Dry-Weight ☑ Email ☐ HardCopy ☐ ThirdParty ☑ J-flag
☑ Detection Summary ☑ **Excel** [A1_Standard _QC]

Report to:
David Tripp
Onterris Laboratories, LLC.
931 West Barkley Avenue
Orange, CA 92868
714-771-6900 FAX:

Email: david.tripp@onterris.com; 003incomingrep
cc/3rd Party:
PO: 096843
Project: EO-561821

Bill to:
Accounts Payable
Onterris
P.O.Box 419584
Boston, MA 02241
accountsreceivable@onterris.com

**Requested TAT: 5 days;**

*Date Received:* **06/19/2026**
*Date Logged:* **06/22/2026**

| Lab ID | ClientSampID | Matrix | Collection Date | Hold | Requested Tests (See legend below) | | | | | | | | | | | |
|---|---|---|---|---|---|---|---|---|---|---|---|---|---|---|---|---|
| | | | | | 1 | 2 | 3 | 4 | 5 | 6 | 7 | 8 | 9 | 10 | 11 | 12 |
| 2606E56-001 | FP-01 | Water | 6/18/2026 09:35 | ☐ | A | A | | | | | | | | | | |
| 2606E56-002 | DW-31 | Water | 6/18/2026 10:35 | ☐ | A | A | | | | | | | | | | |
| 2606E56-003 | DW-29 | Water | 6/18/2026 11:34 | ☐ | A | A | | | | | | | | | | |

**Test Legend:**

| | | | | | | | |
|---|---|---|---|---|---|---|---|
| 1 | PRDisposal Fee | 2 | RSK175_CO2_W | 3 | | 4 | |
| 5 | | 6 | | 7 | | 8 | |
| 9 | | 10 | | 11 | | 12 | |

**Project Manager: Jena Alfaro**

**Prepared by: Agustina Venegas**

**Comments:**

NOTE: Soil samples are discarded 60 days after receipt unless other arrangements are made (Water samples are 30 days).
Hazardous samples will be returned to client or disposed of at client expense.


Page 29 of 32

McCampbell Analytical, Inc.
*"When Quality Counts"*

1534 Willow Pass Road, Pittsburg, CA 94565-1701
Toll Free Telephone: (877) 252-9262 / Fax: (925) 252-9269
http://www.mccampbell.com / E-mail: main@mccampbell.com

# WORK ORDER SUMMARY

**Client Name:** ONTERRIS LABORATORIES, LLC. **Project:** EO-561821 **Work Order:** 2606E56

**Client Contact:** David Tripp **QC Level:** LEVEL 2

**Contact's Email:** david.tripp@onterris.com; 003incomingreports@onterris.com **Comments:** **Date Logged:** 6/22/2026

☐ WaterTrax ☐ CLIP ☐ EDF ☑ Excel ☐ EQuIS ☑ Email ☐ HardCopy ☐ ThirdParty ☑ J-flag

| LabID | ClientSampID | Matrix | Test Name | Cont./ Comp. | Bottle & Preservative | U** | Head Space | Dry-Weight | Collection Date & Time | TAT | Test Due Date | Sediment Content | Hold | Sub Out |
|---|---|---|---|---|---|---|---|---|---|---|---|---|---|---|
| 001A | FP-01 | Water | RSK175 (CO2) | 2 | VOA, Unpres | ☐ | ☐ | ☐ | 6/18/2026 9:35 | 5 days | 6/26/2026 | None | ☐ | ☐ |
| 002A | DW-31 | Water | RSK175 (CO2) | 2 | VOA, Unpres | ☐ | ☐ | ☐ | 6/18/2026 10:35 | 5 days | 6/26/2026 | Present | ☐ | ☐ |
| 003A | DW-29 | Water | RSK175 (CO2) | 2 | VOA, Unpres | ☐ | ☐ | ☐ | 6/18/2026 11:34 | 5 days | 6/26/2026 | Present | ☐ | ☐ |

**NOTES: * STLC and TCLP extractions require 2 days to complete; therefore, all TATs begin after the extraction is completed (i.e., One-day TAT yields results in 3 days from sample submission).**

**- ISM prep requires 5 to 10 days to complete; therefore, all TATs begin after the extraction is completed (i.e., One-day TAT yields results in 6 to 11 days from sample submission). Due date listed on WO summary will not accurately reflect the time needed for sample preparation.**

**- Organic extracts are held for 40 days before disposal; Inorganic extract are held for 30 days.**

**- MAI assumes that all material present in the provided sampling container is considered part of the sample - MAI does not exclude any material from the sample prior to sample preparation unless requested in writing by the client.**

**U** = An unpreserved container was received for a method that suggests a preservation in order to extend hold time for analysis.**

**Cont./Comp. = Containers /Composites**

2602E56

Onterris ENTHALPY ANALYTICAL

931 West Barkley Ave
Orange, CA 92868
(714) 771-6900

Subcontract Laboratory:
McCampbell Analytical, Inc.
1534 Willow Pass Rd.
Pittsburg, CA 94565
ATTN: Quote ID: 262776
PO #: PO-096843

Results Due: Standard TAT
Report Level: II
Report To: MDL
EDDs: Standard Excel EDD

Onterris (Orange, CA) Order: EO-561821
PM: David Tripp
Email: david.tripp@onterris.com
CC: 003incomingreports@onterris.com
Phone: (714) 771-6900

Notes:

| Sample ID | Collected | Lab ID | # Cont. | Matrix | Analysis Requested | Comment |
|---|---|---|---|---|---|---|
| FP-01 | 18-JUN-2026 09:35 | 561821-001 | 2 | Water | RSK-175 CO2 | |
| DW-31 | 18-JUN-2026 10:35 | 561821-002 | 2 | Water | RSK-175 CO2 | |
| DW-29 | 18-JUN-2026 11:34 | 561821-003 | 2 | Water | RSK-175 CO2 | |

| Notes: | Relinquished By: | Received By: |
|---|---|---|
| | Alice T | GLS |
| | Date: 6/18/26 4pm | Date: 6/18/26 4pm |
| | GLS | |
| | Date: 6/19/26 | Date: 6/19/26 0955 |
| | | |
| | Date: | Date: |

5.9c IR46

1 of 1 650.564548873

McCampbell Analytical, Inc.
*"When Quality Counts"*

1534 Willow Pass Road, Pittsburg, CA 94565-1701
Toll Free Telephone: (877) 252-9262 / Fax: (925) 252-9269
http://www.mccampbell.com / E-mail: main@mccampbell.com

# Sample Receipt Checklist

| | | | |
|---|---|---|---|
| Client Name: | Onterris Laboratories, LLC. | Date and Time Received: | 6/19/2026 09:55 |
| Project: | EO-561821 | Date Logged: | 6/22/2026 |
| | | Received by: | Agustina Venegas |
| WorkOrder №: | 2606E56 Matrix: Water | Logged by: | Agustina Venegas |
| Carrier: | Golden State Overnight | | |

## Chain of Custody (COC) Information

| | | | | | | |
|---|---|---|---|---|---|---|
| Chain of custody present? | Yes | ☑ | No | ☐ | | |
| Chain of custody signed when relinquished and received? | Yes | ☑ | No | ☐ | | |
| Chain of custody agrees with sample labels? | Yes | ☑ | No | ☐ | | |
| Sample IDs noted by Client on COC? | Yes | ☑ | No | ☐ | | |
| Date and Time of collection noted by Client on COC? | Yes | ☑ | No | ☐ | | |
| Sampler's name noted on COC? | Yes | ☐ | No | ☑ | | |
| COC agrees with Quote? | Yes | ☑ | No | ☐ | NA | ☐ |
| COC quote is active? | Yes | ☑ | No | ☐ | NA | ☐ |

## Sample Receipt Information

| | | | | | | |
|---|---|---|---|---|---|---|
| Custody seals intact on shipping container/cooler? | Yes | ☐ | No | ☐ | NA | ☑ |
| Custody seals intact on sample bottles? | Yes | ☐ | No | ☐ | NA | ☑ |
| Shipping container/cooler in good condition? | Yes | ☑ | No | ☐ | | |
| Samples in proper containers/bottles? | Yes | ☑ | No | ☐ | | |
| Sample containers intact? | Yes | ☑ | No | ☐ | | |
| Sufficient sample volume for indicated test? | Yes | ☑ | No | ☐ | | |

## Sample Preservation and Hold Time (HT) Information

| | | | | | | |
|---|---|---|---|---|---|---|
| All samples received within holding time? | Yes | ☑ | No | ☐ | NA | ☐ |
| Samples Received on Ice? | Yes | ☑ | No | ☐ | | |
| (Ice Type: WET ICE ) | | | | | | |
| Sample/Temp Blank temperature | Temp: 5.9°C | | | | NA | ☐ |
| ZHS conditional analyses: VOA meets zero headspace requirement (VOCs, TPHg/BTEX, RSK)? | Yes | ☑ | No | ☐ | NA | ☐ |
| Sample labels checked for correct preservation? | Yes | ☑ | No | ☐ | | |
| pH acceptable upon receipt (Metal: <2)? | Yes | ☐ | No | ☐ | NA | ☑ |

UCMR Samples:

| | | | | | | |
|---|---|---|---|---|---|---|
| pH tested and acceptable upon receipt (200.7: ≤2; 533: 6 - 8; 537.1: 6 - 8)? | Yes | ☐ | No | ☐ | NA | ☑ |
| Free Chlorine tested and acceptable upon receipt (<0.1mg/L) [not applicable to 200.7]? | Yes | ☐ | No | ☐ | NA | ☑ |

Comments:

**APPENDIX D-2**

**SITE WATER SAMPLE**

Enthalpy Analytical
931 West Barkley Ave
Orange, CA 92868
(714) 771-6900

enthalpy.com

Lab Job Number : 550975
Report Level : II
Report Date : 01/28/2026

**Analytical Report** *prepared for:*

Dylan Smith
Waste Connections
Chiquita Canyon Landfill
29201 Henry Mayo Drive
Castaic, CA 91384

Project: GW MONITORING - CCLF Groundwater (Site Water)

*Authorized for release by:*

David Tripp, Project Manager
657-581-4710
david.tripp@enthalpy.com

This data package has been reviewed for technical correctness and completeness. Release of this data has been authorized by the Laboratory Manager or the Manager's designee, as verified by the above signature which applies to this PDF file as well as any associated electronic data deliverable files. The results contained in this report meet all requirements of NELAP and pertain only to those samples which were submitted for analysis. This report may be reproduced only in its entirety.

CA ELAP# 1338, CA ELAP #1338-S1, NELAP# 4038, SCAQMD LAP# 18LA0518, LACSD ID# 10105, ORELAP# 4197

ENTHALPY ANALYTICAL

# Sample Summary

| | | | |
|---|---|---|---|
| Dylan Smith<br>Waste Connections<br>Chiquita Canyon Landfill<br>29201 Henry Mayo Drive<br>Castaic, CA 91384 | Lab Job #:<br>Project No:<br>Location:<br>Date Received: | 550975<br>GW MONITORING<br>CCLF Groundwater (Site Water)<br>01/15/26 | |

| Sample ID | Lab ID | Collected | Matrix |
|---|---|---|---|
| JS-1 | 550975-001 | 01/15/26 12:42 | Water |

# Case Narrative

| | |
|---|---|
| Waste Connections<br>Chiquita Canyon Landfill<br>29201 Henry Mayo Drive<br>Castaic, CA 91384<br>Dylan Smith | Lab Job Number: 550975<br>Project No: GW MONITORING<br>Location: CCLF Groundwater (Site Water)<br>Date Received: 01/15/26 |

This data package contains sample and QC results for one water sample, requested for the above referenced project on 01/16/26. The sample was received in good condition.

**Volatile Organics by GC/MS (EPA 8260B):**

- Low recoveries were observed for many analytes in the MSD for batch 392824; the parent sample was not a project sample, the BS/BSD were within limits, and the associated RPDs were within limits.
- No other analytical problems were encountered.

**Metals (EPA 6010B and EPA 7470A):**

No analytical problems were encountered.

**Ion Chromatography (EPA 300.0):**

- High recoveries were observed for nitrogen, nitrate in the MS/MSD for batch 392705; the parent sample was not a project sample, the LCS was within limits, and the associated RPD was within limits.
- No other analytical problems were encountered.

**pH of Aqueous Samples (SM 4500-H+ B):**

No analytical problems were encountered.

# ENTHALPY ANALYTICAL

## Chain of Custody Record

Lab No: 550975

Page: 1 of 1

**Turn Around Time (rush by advanced notice only)**

| | | | | | |
|---|---|---|---|---|---|
| Standard: | X | 5 Day: | | 3 Day: | |
| 2 Day: | | 1 Day: | | Custom TAT: | |


**Enthalpy Analytical**

931 W Barkely Ave, Orange, CA 92868

(714) 771-6900


**Matrix:** A = Air S = Soil/Solid W = Water DW = Drinking Wate SD = Sediment PP = Pure Product SEA = Sea Water SW = Swab T = Tissue WP = Wipe O = Other

**Preservatives:** 1 = $Na_2S_2O_3$ 2 = HCl 3 = $HNO_3$ 4 = $H_2SO_4$ 5 = NaOH 6 = Other

**Sample Receipt Temp:** 4.6/4.5 IR15 to14 (lab use only)

| CUSTOMER INFORMATION | | PROJECT INFORMATION | |
|---|---|---|---|
| Company: | Chiquita Canyon Landfill | Name: | Steve Cassulo |
| Report To: | Steve Cassulo | Number: | 661-257-3655 |
| Email: | Steven.Cassulo@wasteconnections.com | P.O. #: | |
| Address: | 29201 Henry Mayo Drive | Address: | |
| | Castaic, CA, 91384 | | |
| Phone: | 661-257-3655 | Global ID: | |
| Fax: | | Sampled By: | Paul Chang |

| | Sample ID | Sampling Date | Sampling Time | Matrix | Container No. / Size | Pres. | VOCs (EPA 8260B) | pH, Nitrate-N | Total Metals; As, Cd, Cu, Pb, Hg, Ni, Se Ag, Zn | | | | | | | | |
|---|---|---|---|---|---|---|---|---|---|---|---|---|---|---|---|---|---|
| 1 | JS-1 | 1/15/26 | 1242 | W | 6 | var. | x | x | x | | | | | | | | |
| 2 | | | | | | | | | | | | | | | | | |
| 3 | | | | | | | | | | | | | | | | | |
| 4 | | | | | | | | | | | | | | | | | |
| 5 | | | | | | | | | | | | | | | | | |
| 6 | | | | | | | | | | | | | | | | | |
| 7 | | | | | | | | | | | | | | | | | |
| 8 | | | | | | | | | | | | | | | | | |
| 9 | | | | | | | | | | | | | | | | | |
| 10 | | | | | | | | | | | | | | | | | |

**Analysis Request**

**Test Instructions / Comments**

**Site Water**

**cc report to:**
**pchang@changenvironmental.com**

Login 550975

| | Signature | Print Name | Company / Title | Date / Time |
|---|---|---|---|---|
| [1] Relinquished By: | | Paul Chang | CEI | 1.15.26 1325 |
| [1] Received By: | | Jim Lin | EA-NH | 1.15.26 1325 |
| [2] Relinquished By: | | Jim Lin | EA-NH | 1.16.26 9:00 |
| [2] Received By: | | | eanh | 1.16.26 9:00 |
| [3] Relinquished By: | | | eanh | 1.16.26 11:00 |
| [3] Received By: | | Nicole Mendoza | EA | 1-16-26 11:00 |

# SAMPLE RECEIPT CHECKLIST

**Section 1: General Info**

Date Received: 1.15.26 WO# 550975 Client: Chiquita Cyn

**Section 2: Shipping / Custody** **Are custody seals present? ☐ Yes ☑ No**

Custody seals intact on arrival? ☑ N/A ☐ Yes ☐ No ☐ On cooler / box ☐ On samples

Shipping Info: Walk in or Pickup

**Section 3a: Condition / Packaging** ☐ **Outside 0.0 - 6.0°C (0.0 - 10.0°C for microbiology) (PM notified)**

Date Opened 1.15.26 By (initials) JWL Type of ice used : ☑ Wet ☐ Blue/Gel ☐ None

☐ Samples received on ice directly from the field; cooling process had begun. (if checked, skip temperatures)

☐ Sample matrix doesn't require cooling (e.g. air, bulk PCB). (if checked, skip temperatures)

If no cooler: Observed/Adjusted Temp (°C): ____ / ____ Thermometer/IR Gun: IR03 CF: -0.7C

Cooler Temp (°C) #1: 7.7 / 7.0 #2: ____ / ____ #3: ____ / ____ #4: ____ / ____ #5: ____ / ____ #6: ____ / ____

**Section 3b: Microbiology Samples** ☑ **No microbiology samples submitted (skip 3b)**

☐ Within temp range 0.0 - 10.0°C or received on ice directly from field.

☐ Adequate headspace for microbiology analysis.

**Section 3c: Air Samples** ☑ **No air samples submitted (skip 3c)**

☐ 1.4L Canisters ☐ 6L Canisters ☐ Tedlar Bags ☐ MCE Cassettes ☐ Sorbent Tubes ☐ Other ____

| **Section 4: Containers / Labels / Samples** | YES | NO | N/A |
|---|---|---|---|
| 1) Were custody papers present, filled properly, and legible? | X | | |
| 2) Is the sampler's name present on the CoC? | X | | |
| 3) Were containers received in good condition (unbroken / unopened / uncompromised)? | X | | |
| 4) Were the samples bagged? (required for microbiology samples; recommended for soil samples) | — | | |
| 5) Were all of, and only, the correct samples received? | X | | |
| 6) Are sample labels present, legible, and in agreement with the CoC? | X | | |
| 7) Does the container count match the CoC? | X | | |
| 8) Was sufficient sample volume / mass received for the analyses requested? | ✓ | | |
| 9) Were samples received in proper containers for the analyses requested? | X | | |
| 10) Were samples received with > 1/2 holding time remaining? | X | | |
| 11) Are samples properly preserved as indicated by CoC / labels? | X | | |
| 12) Unpreserved VOAs received - If necessary, was the hold time changed in LIMS? | ✓ | | |
| 13) Are VOA vials free from headspace/bubbles > 6mm? | ✓ | | |

**Section 5: Explanations / Comments** ☐ **PM notified**

Date Logged 1.15.26 By (print) JWL (sign) JWL

Date Labeled 1.15.26 By (print) JWL (sign) JWL

# SAMPLE RECEIPT CHECKLIST

**Section 1: General Info**

Date Received: 1/16/26 WO# 550975 Client: WASTECONNECTIONS

**Section 2: Shipping / Custody** **Are custody seals present?** ☐ Yes ☒ No

Custody seals intact on arrival? ■ N/A ☐ Yes ☐ No ☐ On cooler / box ☐ On samples

■ Courier ☐ Walk-In ☐ Field Sampling ☐ Shipping Info: _____

**Section 3a: Condition / Packaging** ☐ **Outside 0.0 - 6.0°C (0.0 - 10.0°C for microbiology) (PM notified)**

Date Opened 1/16/26 By (initials) GXO Type of ice used: ■ Wet ☐ Blue/Gel ☐ None

☐ Samples received on ice directly from the field; cooling process had begun. (if checked, skip temperatures)

☐ Sample matrix doesn't require cooling (e.g. air, bulk PCB). (if checked, skip temperatures)

If no cooler: Observed/Adjusted Temp (°C): _____/_____ Thermometer/IR Gun: IR15 CF: +0.4

Cooler Temp (°C) #1: 4.1 /4.5 #2: ____/____ #3: ____/____ #4: ____/____ #5: ____/____ #6: ____/____

**Section 3b: Microbiology Samples** ■ **No microbiology samples submitted (skip 3b)**

☐ Within temp range 0.0 - 10.0°C or received on ice directly from field.

☐ Adequate headspace for microbiology analysis.

**Section 3c: Air Samples** ■ **No air samples submitted (skip 3c)**

☐ 1.4L Canisters ☐ 6L Canisters ☐ Tedlar Bags ☐ MCE Cassettes ☐ Sorbent Tubes ☐ Other_____

| Section 4: Containers / Labels / Samples | YES | NO | N/A |
|---|---|---|---|
| 1) Were custody papers present, filled properly, and legible? | X | | |
| 2) Is the sampler's name present on the CoC? | X | | |
| 3) Were containers received in good condition (unbroken / unopened / uncompromised)? | X | | |
| 4) Were the samples bagged? (required for microbiology samples; recommended for soil samples) | | | X |
| 5) Were all of, and only, the correct samples received? | X | | |
| 6) Are sample labels present, legible, and in agreement with the CoC? | X | | |
| 7) Does the container count match the CoC? | X | | |
| 8) Was sufficient sample volume / mass received for the analyses requested? | X | | |
| 9) Were samples received in proper containers for the analyses requested? | X | | |
| 10) Were samples received with > 1/2 holding time remaining? | X | | |
| 11) Are samples properly preserved as indicated by CoC / labels? | X | | |
| 12) Unpreserved VOAs received - If necessary, was the hold time changed in LIMS? | X | | |
| 13) Are VOA vials free from headspace/bubbles > 6mm? | X | | |

**Section 5: Explanations / Comments**

(If no comments are made, then no discrepancies noted.)

☐ **No additional discrepancies**

**Date Logged** 1/15/26 **By (print)** JWL **(sign)** NA

**Date Labeled** 1/15/26 **By (print)** JWL **(sign)** NA

ENTHALPY ANALYTICAL

# Analysis Results for 550975

Dylan Smith
Waste Connections
Chiquita Canyon Landfill
29201 Henry Mayo Drive
Castaic, CA 91384

Lab Job #: 550975
Project No: GW MONITORING
Location: CCLF Groundwater (Site Water)
Date Received: 01/15/26

**Sample ID: JS-1** **Lab ID: 550975-001** **Collected: 01/15/26 12:42**
**Matrix: Water**

| 550975-001 Analyte | Result | Qual | Units | RL | MDL | DF | Batch | Prepared | Analyzed | Chemist |
|---|---|---|---|---|---|---|---|---|---|---|
| Method: EPA 300.0<br>Prep Method: METHOD | | | | | | | | | | |
| Nitrogen, Nitrate | **1.5** | | mg/L | 0.10 | 0.05 | 1 | 392705 | 01/16/26 08:40 | 01/16/26 13:45 | BPH |
| Method: EPA 6010B<br>Prep Method: EPA 3015A | | | | | | | | | | |
| Arsenic | ND | | mg/L | 0.010 | 0.0042 | 1 | 392811 | 01/17/26 | 01/17/26 | KAM |
| Cadmium | ND | | mg/L | 0.0050 | 0.00086 | 1 | 392811 | 01/17/26 | 01/17/26 | KAM |
| Copper | ND | | mg/L | 0.010 | 0.0062 | 1 | 392811 | 01/17/26 | 01/17/26 | KAM |
| Lead | ND | | mg/L | 0.010 | 0.0036 | 1 | 392811 | 01/17/26 | 01/17/26 | KAM |
| Nickel | ND | | mg/L | 0.010 | 0.0030 | 1 | 392811 | 01/17/26 | 01/17/26 | KAM |
| Selenium | ND | | mg/L | 0.030 | 0.0082 | 1 | 392811 | 01/17/26 | 01/17/26 | KAM |
| Silver | ND | | mg/L | 0.0050 | 0.0024 | 1 | 392811 | 01/17/26 | 01/17/26 | KAM |
| Zinc | **0.014** | J | mg/L | 0.050 | 0.010 | 1 | 392811 | 01/17/26 | 01/17/26 | KAM |
| Method: EPA 7470A<br>Prep Method: EPA 7470A | | | | | | | | | | |
| Mercury | ND | | ug/L | 0.40 | 0.032 | 1 | 392785 | 01/16/26 | 01/17/26 | KAM |
| Method: EPA 8260B<br>Prep Method: EPA 5030B | | | | | | | | | | |
| Freon 12 | ND | | ug/L | 1.0 | 0.1 | 1 | 392824 | 01/17/26 | 01/17/26 | LYZ |
| Chloromethane | ND | | ug/L | 1.0 | 0.1 | 1 | 392824 | 01/17/26 | 01/17/26 | LYZ |
| Vinyl Chloride | ND | | ug/L | 0.5 | 0.09 | 1 | 392824 | 01/17/26 | 01/17/26 | LYZ |
| 1,1-Dichloroethene | ND | | ug/L | 0.5 | 0.1 | 1 | 392824 | 01/17/26 | 01/17/26 | LYZ |
| Methylene Chloride | ND | | ug/L | 10 | 0.1 | 1 | 392824 | 01/17/26 | 01/17/26 | LYZ |
| 1,1-Dichloroethane | ND | | ug/L | 0.5 | 0.1 | 1 | 392824 | 01/17/26 | 01/17/26 | LYZ |
| cis-1,2-Dichloroethene | ND | | ug/L | 0.5 | 0.09 | 1 | 392824 | 01/17/26 | 01/17/26 | LYZ |
| 1,2-Dichloroethane | ND | | ug/L | 0.5 | 0.1 | 1 | 392824 | 01/17/26 | 01/17/26 | LYZ |
| Benzene | ND | | ug/L | 0.5 | 0.06 | 1 | 392824 | 01/17/26 | 01/17/26 | LYZ |
| Trichloroethene | ND | | ug/L | 0.5 | 0.07 | 1 | 392824 | 01/17/26 | 01/17/26 | LYZ |
| Tetrachloroethene | ND | | ug/L | 0.5 | 0.08 | 1 | 392824 | 01/17/26 | 01/17/26 | LYZ |
| 1,4-Dichlorobenzene | ND | | ug/L | 0.5 | 0.09 | 1 | 392824 | 01/17/26 | 01/17/26 | LYZ |
| **Surrogates** | | | | **Limits** | | | | | | |
| Dibromofluoromethane | 101% | | %REC | 70-130 | | 1 | 392824 | 01/17/26 | 01/17/26 | LYZ |
| 1,2-Dichloroethane-d4 | 93% | | %REC | 70-130 | | 1 | 392824 | 01/17/26 | 01/17/26 | LYZ |
| Toluene-d8 | 102% | | %REC | 70-130 | | 1 | 392824 | 01/17/26 | 01/17/26 | LYZ |
| Bromofluorobenzene | 100% | | %REC | 70-130 | | 1 | 392824 | 01/17/26 | 01/17/26 | LYZ |
| Method: SM 4500-H+ B | | | | | | | | | | |
| pH | **8.04** | H | SU | | | 1 | 392985 | 01/20/26 11:14 | 01/20/26 11:14 | ARM |
| Temperature | **19.90** | H | deg C | 1.00 | | 1 | 392985 | 01/20/26 11:14 | 01/20/26 11:14 | ARM |

H Holding time was exceeded
J Estimated value
ND Not Detected



Results for any subcontracted analyses are not included in this section.

ENTHALPY ANALYTICAL

# Batch QC

| | | | | | |
|---|---|---|---|---|---|
| **Type:** | **Blank** | **Lab ID:** | **QC1331347** | **Batch:** | **392705** |
| **Matrix:** | **Water** | **Method:** | **EPA 300.0** | **Prep Method:** | **METHOD** |

| QC1331347 Analyte | Result | Qual | Units | RL | MDL | Prepared | Analyzed |
|---|---|---|---|---|---|---|---|
| Nitrogen, Nitrate | ND | | mg/L | 0.10 | 0.05 | 01/16/26 08:40 | 01/16/26 09:14 |

| | | | | | |
|---|---|---|---|---|---|
| **Type:** | **Lab Control Sample** | **Lab ID:** | **QC1331348** | **Batch:** | **392705** |
| **Matrix:** | **Water** | **Method:** | **EPA 300.0** | **Prep Method:** | **METHOD** |

| QC1331348 Analyte | Result | Spiked | Units | Recovery | Qual | Limits |
|---|---|---|---|---|---|---|
| Nitrogen, Nitrate | 4.684 | 4.518 | mg/L | 104% | | 90-110 |

| | | | | | |
|---|---|---|---|---|---|
| **Type:** | **Matrix Spike** | **Lab ID:** | **QC1331377** | **Batch:** | **392705** |
| **Matrix (Source ID):** | **Water (550961-001)** | **Method:** | **EPA 300.0** | **Prep Method:** | **METHOD** |

| QC1331377 Analyte | Result | Source Sample Result | Spiked | Units | Recovery | Qual | Limits | DF |
|---|---|---|---|---|---|---|---|---|
| Nitrogen, Nitrate | 17.40 | 7.523 | 9.036 | mg/L | 109% | | 80-123 | 1 |

| | | | | | |
|---|---|---|---|---|---|
| **Type:** | **Matrix Spike Duplicate** | **Lab ID:** | **QC1331378** | **Batch:** | **392705** |
| **Matrix (Source ID):** | **Water (550961-001)** | **Method:** | **EPA 300.0** | **Prep Method:** | **METHOD** |

| QC1331378 Analyte | Result | Source Sample Result | Spiked | Units | Recovery | Qual | Limits | RPD | RPD Lim | DF |
|---|---|---|---|---|---|---|---|---|---|---|
| Nitrogen, Nitrate | 16.16 | 7.523 | 9.036 | mg/L | 96% | | 80-123 | 7 | 20 | 1 |

| | | | | | |
|---|---|---|---|---|---|
| **Type:** | **Matrix Spike** | **Lab ID:** | **QC1331521** | **Batch:** | **392705** |
| **Matrix (Source ID):** | **Water (551035-002)** | **Method:** | **EPA 300.0** | **Prep Method:** | **METHOD** |

| QC1331521 Analyte | Result | Source Sample Result | Spiked | Units | Recovery | Qual | Limits | DF |
|---|---|---|---|---|---|---|---|---|
| Nitrogen, Nitrate | 12.27 | 0.4513 | 9.036 | mg/L | 131% | * | 80-123 | 1 |

| | | | | | |
|---|---|---|---|---|---|
| **Type:** | **Matrix Spike Duplicate** | **Lab ID:** | **QC1331522** | **Batch:** | **392705** |
| **Matrix (Source ID):** | **Water (551035-002)** | **Method:** | **EPA 300.0** | **Prep Method:** | **METHOD** |

| QC1331522 Analyte | Result | Source Sample Result | Spiked | Units | Recovery | Qual | Limits | RPD | RPD Lim | DF |
|---|---|---|---|---|---|---|---|---|---|---|
| Nitrogen, Nitrate | 13.22 | 0.4513 | 9.036 | mg/L | 141% | * | 80-123 | 7 | 20 | 1 |

ENTHALPY ANALYTICAL

# Batch QC

| | | |
|---|---|---|
| **Type: Blank** | **Lab ID: QC1331740** | **Batch: 392811** |
| **Matrix: Water** | **Method: EPA 6010B** | **Prep Method: EPA 3015A** |

| QC1331740 Analyte | Result | Qual | Units | RL | MDL | Prepared | Analyzed |
|---|---|---|---|---|---|---|---|
| Arsenic | ND | | mg/L | 0.010 | 0.0042 | 01/17/26 | 01/17/26 |
| Cadmium | ND | | mg/L | 0.0050 | 0.00086 | 01/17/26 | 01/17/26 |
| Copper | ND | | mg/L | 0.010 | 0.0062 | 01/17/26 | 01/17/26 |
| Lead | ND | | mg/L | 0.010 | 0.0036 | 01/17/26 | 01/17/26 |
| Nickel | ND | | mg/L | 0.010 | 0.0030 | 01/17/26 | 01/17/26 |
| Selenium | ND | | mg/L | 0.030 | 0.0082 | 01/17/26 | 01/17/26 |
| Silver | ND | | mg/L | 0.0050 | 0.0024 | 01/17/26 | 01/17/26 |
| Zinc | ND | | mg/L | 0.050 | 0.010 | 01/17/26 | 01/17/26 |

| | | |
|---|---|---|
| **Type: Lab Control Sample** | **Lab ID: QC1331741** | **Batch: 392811** |
| **Matrix: Water** | **Method: EPA 6010B** | **Prep Method: EPA 3015A** |

| QC1331741 Analyte | Result | Spiked | Units | Recovery | Qual | Limits |
|---|---|---|---|---|---|---|
| Arsenic | 0.3587 | 0.4000 | mg/L | 90% | | 80-120 |
| Cadmium | 0.3682 | 0.4000 | mg/L | 92% | | 80-120 |
| Copper | 0.3554 | 0.4000 | mg/L | 89% | | 80-120 |
| Lead | 0.3730 | 0.4000 | mg/L | 93% | | 80-120 |
| Nickel | 0.3660 | 0.4000 | mg/L | 92% | | 80-120 |
| Selenium | 0.3446 | 0.4000 | mg/L | 86% | | 80-120 |
| Silver | 0.1658 | 0.2000 | mg/L | 83% | | 80-120 |
| Zinc | 0.3695 | 0.4000 | mg/L | 92% | | 80-120 |

| | | |
|---|---|---|
| **Type: Matrix Spike** | **Lab ID: QC1331742** | **Batch: 392811** |
| **Matrix (Source ID): Water (550965-001)** | **Method: EPA 6010B** | **Prep Method: EPA 3015A** |

| QC1331742 Analyte | Result | Source Sample Result | Spiked | Units | Recovery | Qual | Limits | DF |
|---|---|---|---|---|---|---|---|---|
| Arsenic | 0.3780 | ND | 0.4000 | mg/L | 95% | | 75-125 | 1 |
| Cadmium | 0.3643 | ND | 0.4000 | mg/L | 91% | | 75-125 | 1 |
| Copper | 0.3732 | ND | 0.4000 | mg/L | 93% | | 75-125 | 1 |
| Lead | 0.3653 | ND | 0.4000 | mg/L | 91% | | 75-125 | 1 |
| Nickel | 0.3677 | ND | 0.4000 | mg/L | 92% | | 75-125 | 1 |
| Selenium | 0.3567 | ND | 0.4000 | mg/L | 89% | | 75-125 | 1 |
| Silver | 0.1690 | ND | 0.2000 | mg/L | 84% | | 75-125 | 1 |
| Zinc | 0.3676 | ND | 0.4000 | mg/L | 92% | | 75-125 | 1 |

ENTHALPY ANALYTICAL

# Batch QC

| Type: | Matrix Spike Duplicate | Lab ID: | QC1331743 | Batch: | 392811 |
|---|---|---|---|---|---|
| Matrix (Source ID): | Water (550965-001) | Method: | EPA 6010B | Prep Method: | EPA 3015A |

| QC1331743 Analyte | Result | Source Sample Result | Spiked | Units | Recovery | Qual | Limits | RPD | RPD Lim | DF |
|---|---|---|---|---|---|---|---|---|---|---|
| Arsenic | 0.3707 | ND | 0.4000 | mg/L | 93% | | 75-125 | 2 | 20 | 1 |
| Cadmium | 0.3551 | ND | 0.4000 | mg/L | 89% | | 75-125 | 3 | 20 | 1 |
| Copper | 0.3660 | ND | 0.4000 | mg/L | 91% | | 75-125 | 2 | 20 | 1 |
| Lead | 0.3573 | ND | 0.4000 | mg/L | 89% | | 75-125 | 2 | 20 | 1 |
| Nickel | 0.3582 | ND | 0.4000 | mg/L | 90% | | 75-125 | 3 | 20 | 1 |
| Selenium | 0.3476 | ND | 0.4000 | mg/L | 87% | | 75-125 | 3 | 20 | 1 |
| Silver | 0.1655 | ND | 0.2000 | mg/L | 83% | | 75-125 | 2 | 20 | 1 |
| Zinc | 0.3582 | ND | 0.4000 | mg/L | 90% | | 75-125 | 3 | 20 | 1 |

| Type: | Serial Dilution | Lab ID: | QC1331744 | Batch: | 392811 |
|---|---|---|---|---|---|
| Matrix (Source ID): | Water (551048-001) | Method: | EPA 6010B | Prep Method: | EPA 3015A |

| QC1331744 Analyte | Result | Source Sample Result | Units | Qual | RPD | RPD Lim | DF |
|---|---|---|---|---|---|---|---|
| Arsenic | 0.5804 | 0.6164 | mg/L | | | | 50 |
| Cadmium | ND | 0.003770 | mg/L | | | | 50 |
| Copper | ND | ND | mg/L | | | | 50 |
| Lead | ND | ND | mg/L | | | | 50 |
| Nickel | 0.1501 | 0.1488 | mg/L | J | | | 50 |
| Selenium | ND | 0.1563 | mg/L | | | | 50 |
| Silver | ND | 0.01272 | mg/L | | | | 50 |
| Zinc | 2.051 | 2.001 | mg/L | J | | | 50 |

| Type: | Blank | Lab ID: | QC1331651 | Batch: | 392785 |
|---|---|---|---|---|---|
| Matrix: | Water | Method: | EPA 7470A | Prep Method: | EPA 7470A |

| QC1331651 Analyte | Result | Qual | Units | RL | MDL | Prepared | Analyzed |
|---|---|---|---|---|---|---|---|
| Mercury | ND | | ug/L | 0.40 | 0.032 | 01/16/26 | 01/17/26 |

| Type: | Lab Control Sample | Lab ID: | QC1331652 | Batch: | 392785 |
|---|---|---|---|---|---|
| Matrix: | Water | Method: | EPA 7470A | Prep Method: | EPA 7470A |

| QC1331652 Analyte | Result | Spiked | Units | Recovery | Qual | Limits |
|---|---|---|---|---|---|---|
| Mercury | 9.965 | 10.00 | ug/L | 100% | | 80-120 |

| Type: | Matrix Spike | Lab ID: | QC1331653 | Batch: | 392785 |
|---|---|---|---|---|---|
| Matrix (Source ID): | Water (551048-001) | Method: | EPA 7470A | Prep Method: | EPA 7470A |

| QC1331653 Analyte | Result | Source Sample Result | Spiked | Units | Recovery | Qual | Limits | DF |
|---|---|---|---|---|---|---|---|---|
| Mercury | 1,884 | 30.00 | 2000 | ug/L | 93% | | 75-125 | 200 |

ENTHALPY ANALYTICAL

# Batch QC

| Type: | Matrix Spike Duplicate | Lab ID: | QC1331654 | Batch: | 392785 |
|---|---|---|---|---|---|
| Matrix (Source ID): | Water (551048-001) | Method: | EPA 7470A | Prep Method: | EPA 7470A |

| QC1331654 Analyte | Result | Source Sample Result | Spiked | Units | Recovery | Qual | Limits | RPD | RPD Lim | DF |
|---|---|---|---|---|---|---|---|---|---|---|
| Mercury | 1,901 | 30.00 | 2000 | ug/L | 94% | | 75-125 | 1 | 20 | 200 |

| Type: | Lab Control Sample | Lab ID: | QC1331791 | Batch: | 392824 |
|---|---|---|---|---|---|
| Matrix: | Water | Method: | EPA 8260B | Prep Method: | EPA 5030B |

| QC1331791 Analyte | Result | Spiked | Units | Recovery | Qual | Limits |
|---|---|---|---|---|---|---|
| 1,1-Dichloroethene | 45.23 | 50.00 | ug/L | 90% | | 69-128 |
| MTBE | 47.30 | 50.00 | ug/L | 95% | | 66-125 |
| Benzene | 47.53 | 50.00 | ug/L | 95% | | 76-121 |
| Trichloroethene | 58.32 | 50.00 | ug/L | 117% | | 76-124 |
| Toluene | 48.85 | 50.00 | ug/L | 98% | | 76-120 |
| Chlorobenzene | 52.11 | 50.00 | ug/L | 104% | | 78-120 |
| **Surrogates** | | | | | | |
| Dibromofluoromethane | 52.34 | 50.00 | ug/L | 105% | | 70-130 |
| 1,2-Dichloroethane-d4 | 47.53 | 50.00 | ug/L | 95% | | 70-130 |
| Toluene-d8 | 52.89 | 50.00 | ug/L | 106% | | 70-130 |
| Bromofluorobenzene | 52.59 | 50.00 | ug/L | 105% | | 70-130 |

| Type: | Lab Control Sample Duplicate | Lab ID: | QC1331792 | Batch: | 392824 |
|---|---|---|---|---|---|
| Matrix: | Water | Method: | EPA 8260B | Prep Method: | EPA 5030B |

| QC1331792 Analyte | Result | Spiked | Units | Recovery | Qual | Limits | RPD | RPD Lim |
|---|---|---|---|---|---|---|---|---|
| 1,1-Dichloroethene | 42.65 | 50.00 | ug/L | 85% | | 69-128 | 6 | 23 |
| MTBE | 46.58 | 50.00 | ug/L | 93% | | 66-125 | 2 | 22 |
| Benzene | 46.14 | 50.00 | ug/L | 92% | | 76-121 | 3 | 21 |
| Trichloroethene | 56.62 | 50.00 | ug/L | 113% | | 76-124 | 3 | 22 |
| Toluene | 48.31 | 50.00 | ug/L | 97% | | 76-120 | 1 | 21 |
| Chlorobenzene | 52.30 | 50.00 | ug/L | 105% | | 78-120 | 0 | 20 |
| **Surrogates** | | | | | | | | |
| Dibromofluoromethane | 52.52 | 50.00 | ug/L | 105% | | 70-130 | | |
| 1,2-Dichloroethane-d4 | 47.24 | 50.00 | ug/L | 94% | | 70-130 | | |
| Toluene-d8 | 52.89 | 50.00 | ug/L | 106% | | 70-130 | | |
| Bromofluorobenzene | 51.04 | 50.00 | ug/L | 102% | | 70-130 | | |

ENTHALPY ANALYTICAL

# Batch QC

| | | | |
|---|---|---|---|
| **Type:** Blank | **Lab ID:** QC1331796 | **Batch:** 392824 | |
| **Matrix:** Water | **Method:** EPA 8260B | **Prep Method:** EPA 5030B | |

| QC1331796 Analyte | Result | Qual | Units | RL | MDL | Prepared | Analyzed |
|---|---|---|---|---|---|---|---|
| Freon 12 | ND | | ug/L | 1.0 | 0.1 | 01/17/26 | 01/17/26 |
| Chloromethane | ND | | ug/L | 1.0 | 0.1 | 01/17/26 | 01/17/26 |
| Vinyl Chloride | ND | | ug/L | 0.5 | 0.09 | 01/17/26 | 01/17/26 |
| 1,1-Dichloroethene | ND | | ug/L | 0.5 | 0.1 | 01/17/26 | 01/17/26 |
| Methylene Chloride | ND | | ug/L | 10 | 0.1 | 01/17/26 | 01/17/26 |
| 1,1-Dichloroethane | ND | | ug/L | 0.5 | 0.1 | 01/17/26 | 01/17/26 |
| cis-1,2-Dichloroethene | ND | | ug/L | 0.5 | 0.09 | 01/17/26 | 01/17/26 |
| 1,2-Dichloroethane | ND | | ug/L | 0.5 | 0.1 | 01/17/26 | 01/17/26 |
| Benzene | ND | | ug/L | 0.5 | 0.06 | 01/17/26 | 01/17/26 |
| Trichloroethene | ND | | ug/L | 0.5 | 0.07 | 01/17/26 | 01/17/26 |
| Tetrachloroethene | ND | | ug/L | 0.5 | 0.08 | 01/17/26 | 01/17/26 |
| 1,4-Dichlorobenzene | ND | | ug/L | 0.5 | 0.09 | 01/17/26 | 01/17/26 |
| **Surrogates** | | | | **Limits** | | | |
| Dibromofluoromethane | 102% | | %REC | 70-130 | | 01/17/26 | 01/17/26 |
| 1,2-Dichloroethane-d4 | 91% | | %REC | 70-130 | | 01/17/26 | 01/17/26 |
| Toluene-d8 | 105% | | %REC | 70-130 | | 01/17/26 | 01/17/26 |
| Bromofluorobenzene | 102% | | %REC | 70-130 | | 01/17/26 | 01/17/26 |

| | | | |
|---|---|---|---|
| **Type:** Matrix Spike | **Lab ID:** QC1331853 | **Batch:** 392824 | |
| **Matrix (Source ID):** Water (551051-008) | **Method:** EPA 8260B | **Prep Method:** EPA 5030B | |

| QC1331853 Analyte | Result | Source Sample Result | Spiked | Units | Recovery | Qual | Limits | DF |
|---|---|---|---|---|---|---|---|---|
| 1,1-Dichloroethene | 13.77 | 0.2790 | 20.00 | ug/L | 67% | | 62-131 | 1 |
| MTBE | 14.74 | ND | 20.00 | ug/L | 74% | | 61-124 | 1 |
| Benzene | 15.17 | ND | 20.00 | ug/L | 76% | | 70-123 | 1 |
| Trichloroethene | 57.31 | 43.02 | 20.00 | ug/L | 71% | | 65-131 | 1 |
| Toluene | 15.90 | 1.090 | 20.00 | ug/L | 74% | | 69-120 | 1 |
| Chlorobenzene | 16.93 | ND | 20.00 | ug/L | 85% | | 72-121 | 1 |
| **Surrogates** | | | | | | | | |
| Dibromofluoromethane | 52.70 | | 50.00 | ug/L | 105% | | 70-130 | 1 |
| 1,2-Dichloroethane-d4 | 46.30 | | 50.00 | ug/L | 93% | | 70-130 | 1 |
| Toluene-d8 | 50.75 | | 50.00 | ug/L | 101% | | 70-130 | 1 |
| Bromofluorobenzene | 52.08 | | 50.00 | ug/L | 104% | | 70-130 | 1 |

ENTHALPY ANALYTICAL

# Batch QC

| | | | | | |
|---|---|---|---|---|---|
| **Type:** | **Matrix Spike Duplicate** | **Lab ID:** | **QC1331854** | **Batch:** | **392824** |
| **Matrix (Source ID):** | **Water (551051-008)** | **Method:** | **EPA 8260B** | **Prep Method:** | **EPA 5030B** |

| QC1331854 Analyte | Result | Source Sample Result | Spiked | Units | Recovery | Qual | Limits | RPD | RPD Lim | DF |
|---|---|---|---|---|---|---|---|---|---|---|
| 1,1-Dichloroethene | 10.82 | 0.2790 | 20.00 | ug/L | 53% | * | 62-131 | 24 | 31 | 1 |
| MTBE | 11.53 | ND | 20.00 | ug/L | 58% | * | 61-124 | 24 | 30 | 1 |
| Benzene | 11.88 | ND | 20.00 | ug/L | 59% | * | 70-123 | 24 | 31 | 1 |
| Trichloroethene | 54.53 | 43.02 | 20.00 | ug/L | 58% | * | 65-131 | 5 | 31 | 1 |
| Toluene | 12.45 | 1.090 | 20.00 | ug/L | 57% | * | 69-120 | 24 | 29 | 1 |
| Chlorobenzene | 13.11 | ND | 20.00 | ug/L | 66% | * | 72-121 | 25 | 29 | 1 |
| **Surrogates** | | | | | | | | | | |
| Dibromofluoromethane | 52.52 | | 50.00 | ug/L | 105% | | 70-130 | | | 1 |
| 1,2-Dichloroethane-d4 | 45.98 | | 50.00 | ug/L | 92% | | 70-130 | | | 1 |
| Toluene-d8 | 51.01 | | 50.00 | ug/L | 102% | | 70-130 | | | 1 |
| Bromofluorobenzene | 51.48 | | 50.00 | ug/L | 103% | | 70-130 | | | 1 |

| | | | | | |
|---|---|---|---|---|---|
| **Type:** | **Sample Duplicate** | **Lab ID:** | **QC1332369** | **Batch:** | **392985** |
| **Matrix (Source ID):** | **Water (551021-017)** | **Method:** | **SM 4500-H+ B** | | |

| QC1332369 Analyte | Result | Source Sample Result | Units | Qual | RPD | RPD Lim | DF |
|---|---|---|---|---|---|---|---|
| pH | 6.200 | 6.300 | SU | | 2 | 20 | 1 |
| Temperature | 19.90 | 20.10 | deg C | | 1 | 20 | 1 |

* Value is outside QC limits
J Estimated value
ND Not Detected

Onterris
931 West Barkley Ave
Orange, CA 92868
(714) 771-6900

onterris.com

Lab Job Number : 558026
Report Level : II
Report Date : 05/05/2026

**Analytical Report** *prepared for:*

Steve Cassulo
Waste Connections
Chiquita Canyon Landfill
29201 Henry Mayo Drive
Castaic, CA 91384

Project: CHIQUITA CANYON LF - Chiquita Canyon Landfill - Site Water

*Authorized for release by:*

David Tripp, Senior Project Manager
657-581-4710
david.tripp@onterris.com

This data package has been reviewed for technical correctness and completeness. Release of this data has been authorized by the Laboratory Manager or the Manager's designee, as verified by the above signature which applies to this PDF file as well as any associated electronic data deliverable files. The results contained in this report meet all requirements of NELAP and pertain only to those samples which were submitted for analysis. This report may be reproduced only in its entirety.

CA ELAP# 1338, CA ELAP #1338-S1, NELAP# 4038, SCAQMD LAP# 18LA0518, LACSD ID# 10105, ORELAP# 4197

Onterris ENTHALPY ANALYTICAL

# Sample Summary

| | | | |
|---|---|---|---|
| Steve Cassulo<br>Waste Connections<br>Chiquita Canyon Landfill<br>29201 Henry Mayo Drive<br>Castaic, CA 91384 | Lab Job #:<br>Project No:<br>Location:<br>Date Received: | 558026<br>CHIQUITA CANYON LF<br>Chiquita Canyon Landfill - Site Water<br>04/21/26 | |

| Sample ID | Lab ID | Collected | Matrix |
|---|---|---|---|
| JS-1 | 558026-001 | 04/21/26 13:25 | Water |

# Case Narrative

| | |
|---|---|
| Waste Connections<br>Chiquita Canyon Landfill<br>29201 Henry Mayo Drive<br>Castaic, CA 91384<br>Steve Cassulo | Lab Job Number: 558026<br>Project No: CHIQUITA CANYON LF<br>Location: Chiquita Canyon Landfill - Site Water<br>Date Received: 04/21/26 |

- This data package contains sample and QC results for one water sample, requested for the above referenced project on 04/22/26. The sample was received in good condition.
- EPA 300.0, EPA 6010B, EPA 7470A, and SM 4500-H+ B analyses were performed at 931 West Barkley Ave, Orange, CA, 92868.
- EPA 8260B analysis was performed at 2532 E Cerritos Ave., Anaheim, CA, 92806.

**Volatile Organics by GC/MS (EPA 8260B):**
No analytical problems were encountered.

**Metals (EPA 6010B and EPA 7470A):**

- Low recoveries were observed for mercury in the MS/MSD for batch 401768; the parent sample was not a project sample, the LCS was within limits, and the associated RPD was within limits.
- Zinc was detected between the MDL and the RL in the method blank for batch 401580; this analyte was not detected in the sample at or above the RL.
- No other analytical problems were encountered.

**Ion Chromatography (EPA 300.0):**
No analytical problems were encountered.

**pH of Aqueous Samples (SM 4500-H+ B):**
No analytical problems were encountered.

Login 558026

# Chain of Custody Record

Lab No: 558026

Page: 1 of 1

**Turn Around Time (rush by advanced notice only)**

| Standard: | X | 5 Day: | | 3 Day: | |
|---|---|---|---|---|---|
| 2 Day: | | 1 Day: | | Custom TAT: | |


**Enthalpy Analytical**

931 W Barkely Ave, Orange, CA 92868

(714) 771-6900


**Matrix:** A = Air S = Soil/Solid W = Water DW = Drinking Wate SD = Sediment PP = Pure Product SEA = Sea Water SW = Swab T = Tissue WP = Wipe O = Other

**Preservatives:** 1 = $Na_2S_2O_3$ 2 = HCl 3 = $HNO_3$ 4 = $H_2SO_4$ 5 = NaOH 6 = Other

**Sample Receipt Temp:** (lab use only)

| CUSTOMER INFORMATION | | PROJECT INFORMATION | |
|---|---|---|---|
| Company: | Chiquita Canyon Landfill | Name: | Steve Cassulo |
| Report To: | Steve Cassulo | Number: | 661-257-3655 |
| Email: | Steven.Cassulo@wasteconnections.com | P.O. #: | |
| Address: | 29201 Henry Mayo Drive | Address: | |
| | Castaic, CA, 91384 | | |
| Phone: | 661-257-3655 | Global ID: | |
| Fax: | | Sampled By: | Paul Chang |

**Test Instructions / Comments**

ER15

4.6, 5.0

**Site Water**

**cc report to:** pchang@changenvironmental.com

| | Sample ID | Sampling Date | Sampling Time | Matrix | Container No. / Size | Pres. | VOCs (EPA 8260B) | pH, Nitrate-N | Total Metals; As, Cd, Cu, Pb, Hg, Ni, Se Ag, Zn | | | | | | | |
|---|---|---|---|---|---|---|---|---|---|---|---|---|---|---|---|---|
| 1 | JS-1 | 4/21/26 | 1325 | W | 6 | var. | x | x | x | | | | | | | |
| 2 | | | | | | | | | | | | | | | | |
| 3 | | | | | | | | | | | | | | | | |
| 4 | | | | | | | | | | | | | | | | |
| 5 | | | | | | | | | | | | | | | | |
| 6 | | | | | | | | | | | | | | | | |
| 7 | | | | | | | | | | | | | | | | |
| 8 | | | | | | | | | | | | | | | | |
| 9 | | | | | | | | | | | | | | | | |
| 10 | | | | | | | | | | | | | | | | |

| | Signature | Print Name | Company / Title | Date / Time |
|---|---|---|---|---|
| [1] Relinquished By: | | Paul Chang | CEI | 4/21/26 14:25 |
| [1] Received By: | | John Zachman | EA/LCH | 04/21/26 14:25 |
| [2] Relinquished By: | | John Zachman | EA/LCH | 04/22/26 830 |
| [2] Received By: | | Gema O. | EANH | 4.22.26 830 |
| [3] Relinquished By: | | Gema O. | EANH | 4.22.26 1030 |
| [3] Received By: | | Will | ONTERRIS ~~EA~~ NO | 4-22-26 1140 |

2 Will ~~EA~~ 4-22-26 1225 ONTERRIS 4/22/26 1225

# SAMPLE RECEIPT CHECKLIST

**Section 1: General Info**

Date Received: 04/21/26 WO# 558026 Client: Chiquita Canyon

**Section 2: Shipping / Custody** **Are custody seals present?** ☐ Yes ☒ No

Custody seals intact on arrival? ☒ N/A ☐ Yes ☐ No ☐ On cooler / box ☐ On samples

Shipping Info: X Walk in or Pickup

**Section 3a: Condition / Packaging** ☐ **Outside 0.0 - 6.0°C (0.0 - 10.0°C for microbiology) (PM notified)**

Date Opened 04/21/26 By (initials) JWL Type of ice used : ☒ Wet ☐ Blue/Gel ☐ None

☐ Samples received on ice directly from the field; cooling process had begun. (if checked, skip temperatures)

☐ Sample matrix doesn't require cooling (e.g. air, bulk PCB). (if checked, skip temperatures)

If no cooler: Observed/Adjusted Temp (°C): 9.6 / 8.8 Thermometer/IR Gun: IR03 CF: -0.8C

Cooler Temp (°C) #1:____/____ #2:____/____ #3:____/____ #4:____/____ #5:____/____ #6:____/____

**Section 3b: Microbiology Samples** ☒ **No microbiology samples submitted (skip 3b)**

☐ Within temp range 0.0 - 10.0°C or received on ice directly from field.

☐ Adequate headspace for microbiology analysis.

**Section 3c: Air Samples** ☒ **No air samples submitted (skip 3c)**

☐ 1.4L Canisters ☐ 6L Canisters ☐ Tedlar Bags ☐ MCE Cassettes ☐ Sorbent Tubes ☐ Other_____

| **Section 4: Containers / Labels / Samples** | YES | NO | N/A |
|---|---|---|---|
| 1) Were custody papers present, filled properly, and legible? | X | | |
| 2) Is the sampler's name present on the CoC? | X | | |
| 3) Were containers received in good condition (unbroken / unopened / uncompromised)? | X | | |
| 4) Were the samples bagged? (required for microbiology samples; recommended for soil samples) | X | | |
| 5) Were all of, and only, the correct samples received? | X | | |
| 6) Are sample labels present, legible, and in agreement with the CoC? | X | | |
| 7) Does the container count match the CoC? | X | | |
| 8) Was sufficient sample volume / mass received for the analyses requested? | X | | |
| 9) Were samples received in proper containers for the analyses requested? | X | | |
| 10) Were samples received with > 1/2 holding time remaining? | X | | |
| 11) Are samples properly preserved as indicated by CoC / labels? | X | | |
| 12) Unpreserved VOAs received - If necessary, was the hold time changed in LIMS? | X | | |
| 13) Are VOA vials free from headspace/bubbles > 6mm? | X | | |

**Section 5: Explanations / Comments** ☐ **PM notified**

**Date Logged** 4.21.26 **By (print)** JWL **(sign)**

**Date Labeled** 4.21.26 **By (print)** JWL **(sign)**

Onterris

# SAMPLE RECEIPT CHECKLIST

**Section 1: General Info**
Date Received: 4/22/26 Job#: 558026 Client: Waste Connections

**Section 2: Shipping / Custody** **Are custody seals present?** ☐ Yes ■ No
Custody seals intact on arrival? ☒ N/A ☐ Yes ☐ No ☐ On cooler / box ☐ On samples
☒ Courier ☐ Walk-In ☐ Field Sampling ☐ Shipping Info: _____

**Section 3a: Condition / Packaging** ☐ **Outside 0.0 - 6.0°C (0.0 - 10.0°C for microbiology) (PM notified)**
Date Opened 4/22/26 By (initials) AGR Type of ice used: ☒ Wet ☐ Blue/Gel ☐ None
☐ Samples received on ice directly from the field; cooling process had begun. (if checked, skip temperatures)
☐ Sample matrix doesn't require cooling (e.g. air, bulk PCB). (if checked, skip temperatures)
If no cooler: Observed/Corrected Temp (°C): _____ / _____ Thermometer/IR Gun ID: IR15 CF: +0.4
Cooler Temp (obs/corr) (°C) #1: 4.6 / 5.0 #2: ____ / ____ #3: ____ / ____ #4: ____ / ____ #5: ____ / ____ #6: ____ / ____

**Section 3b: Microbiology Samples** ☒ **No microbiology samples submitted (skip 3b)**
☐ Within temp range 0.0 - 10.0°C or received on ice directly from field.
☐ Adequate headspace for microbiology analysis.

**Section 3c: Air Samples** ☒ **No air samples submitted (skip 3c)**
☐ 1.4L Canisters ☐ 6L Canisters ☐ Tedlar Bags ☐ MCE Cassettes ☐ Sorbent Tubes ☐ Other _____

| **Section 4: Containers / Labels / Samples** | YES | NO | N/A |
|---|---|---|---|
| 1) Were custody papers present, filled properly, and legible? | X | | |
| 2) Is the sampler's name present on the CoC? | X | | |
| 3) Were containers received in good condition (unbroken / unopened / uncompromised)? | X | | |
| 4) Were the samples bagged? (required for microbiology samples; recommended for soil samples) | X | | |
| 5) Were all of, and only, the correct samples received? | X | | |
| 6) Are sample labels present, legible, and in agreement with the CoC? | X | | |
| 7) Does the container count match the CoC? | X | | |
| 8) Was sufficient sample volume / mass received for the analyses requested? | X | | |
| 9) Were samples received in proper containers for the analyses requested? | X | | |
| 10) Were samples received with > 1/2 holding time remaining? | X | | |
| 11) Are samples properly preserved as indicated by CoC / labels? | X | | |
| 12) Unpreserved VOAs received - If necessary, was the hold time changed in LIMS? | | | X |
| 13) Are VOA vials free from headspace/bubbles > 6mm? | X | | |

**Section 5: Explanations / Comments**
(If no comments are made, then no discrepancies noted.)

☐ **No additional discrepancies**

**Form Completed By (print):** G. Kim **(sign):** [signature]

**Date Labeled:** 4/21/26 **By (print):** Los Angeles Service Center **(sign):** N/A

Onterris ENTHALPY ANALYTICAL

# Analysis Results for 558026

Steve Cassulo
Waste Connections
Chiquita Canyon Landfill
29201 Henry Mayo Drive
Castaic, CA 91384

Lab Job #: 558026
Project No: CHIQUITA CANYON LF
Location: Chiquita Canyon Landfill - Site Water
Date Received: 04/21/26

**Sample ID: JS-1** **Lab ID: 558026-001** **Collected: 04/21/26 13:25**
**Matrix: Water**

| 558026-001 Analyte | Result | Qual | Units | RL | MDL | DF | Batch | Prepared | Analyzed | Chemist |
|---|---|---|---|---|---|---|---|---|---|---|
| Method: EPA 300.0<br>Prep Method: METHOD | | | | | | | | | | |
| Nitrogen, Nitrate | **1.4** | | mg/L | 0.10 | 0.05 | 1 | 401555 | 04/22/26 16:10 | 04/23/26 09:21 | SSN |
| Method: EPA 6010B<br>Prep Method: EPA 3015A | | | | | | | | | | |
| Arsenic | ND | | mg/L | 0.010 | 0.0064 | 1 | 401580 | 04/22/26 | 04/22/26 | SBW |
| Cadmium | ND | | mg/L | 0.0050 | 0.00021 | 1 | 401580 | 04/22/26 | 04/22/26 | SBW |
| Copper | **0.0033** | J | mg/L | 0.010 | 0.0021 | 1 | 401580 | 04/22/26 | 04/22/26 | SBW |
| Lead | ND | | mg/L | 0.010 | 0.0022 | 1 | 401580 | 04/22/26 | 04/22/26 | SBW |
| Nickel | ND | | mg/L | 0.010 | 0.0012 | 1 | 401580 | 04/22/26 | 04/22/26 | SBW |
| Selenium | ND | | mg/L | 0.030 | 0.0051 | 1 | 401580 | 04/22/26 | 04/22/26 | SBW |
| Silver | ND | | mg/L | 0.0050 | 0.00070 | 1 | 401580 | 04/22/26 | 04/22/26 | SBW |
| Zinc | **0.013** | B,J | mg/L | 0.050 | 0.0021 | 1 | 401580 | 04/22/26 | 04/22/26 | SBW |
| Method: EPA 7470A<br>Prep Method: EPA 7470A | | | | | | | | | | |
| Mercury | ND | | ug/L | 0.40 | 0.063 | 1 | 401768 | 04/24/26 | 04/24/26 | MLL |
| Method: EPA 8260B<br>Prep Method: EPA 5030B | | | | | | | | | | |
| Freon 12 | ND | | ug/L | 1.0 | 0.1 | 1 | 401765 | 04/24/26 | 04/24/26 | HMN |
| Chloromethane | ND | | ug/L | 1.0 | 0.2 | 1 | 401765 | 04/24/26 | 04/24/26 | HMN |
| Vinyl Chloride | ND | | ug/L | 0.5 | 0.1 | 1 | 401765 | 04/24/26 | 04/24/26 | HMN |
| 1,1-Dichloroethene | ND | | ug/L | 0.5 | 0.08 | 1 | 401765 | 04/24/26 | 04/24/26 | HMN |
| Methylene Chloride | ND | | ug/L | 10 | 0.2 | 1 | 401765 | 04/24/26 | 04/24/26 | HMN |
| 1,1-Dichloroethane | ND | | ug/L | 0.5 | 0.1 | 1 | 401765 | 04/24/26 | 04/24/26 | HMN |
| cis-1,2-Dichloroethene | ND | | ug/L | 0.5 | 0.09 | 1 | 401765 | 04/24/26 | 04/24/26 | HMN |
| 1,2-Dichloroethane | ND | | ug/L | 0.5 | 0.1 | 1 | 401765 | 04/24/26 | 04/24/26 | HMN |
| Benzene | ND | | ug/L | 0.5 | 0.1 | 1 | 401765 | 04/24/26 | 04/24/26 | HMN |
| Trichloroethene | ND | | ug/L | 0.5 | 0.1 | 1 | 401765 | 04/24/26 | 04/24/26 | HMN |
| Tetrachloroethene | ND | | ug/L | 0.5 | 0.1 | 1 | 401765 | 04/24/26 | 04/24/26 | HMN |
| 1,4-Dichlorobenzene | ND | | ug/L | 0.5 | 0.2 | 1 | 401765 | 04/24/26 | 04/24/26 | HMN |
| **Surrogates** | | | | **Limits** | | | | | | |
| Dibromofluoromethane | 98% | | %REC | 70-130 | | 1 | 401765 | 04/24/26 | 04/24/26 | HMN |
| 1,2-Dichloroethane-d4 | 118% | | %REC | 70-130 | | 1 | 401765 | 04/24/26 | 04/24/26 | HMN |
| Toluene-d8 | 92% | | %REC | 70-130 | | 1 | 401765 | 04/24/26 | 04/24/26 | HMN |
| Bromofluorobenzene | 95% | | %REC | 70-130 | | 1 | 401765 | 04/24/26 | 04/24/26 | HMN |
| Method: SM 4500-H+ B | | | | | | | | | | |
| pH | **8.19** | H | SU | | | 1 | 401770 | 04/24/26 11:28 | 04/24/26 11:28 | ARM |
| Temperature | **23.40** | H | deg C | 1.00 | | 1 | 401770 | 04/24/26 11:28 | 04/24/26 11:28 | ARM |



Results for any subcontracted analyses are not included in this section.

# Analysis Results for 558026

| | |
|---|---|
| B | Contamination found in associated Method Blank |
| H | Holding time was exceeded |
| J | Estimated value |
| ND | Not Detected |



Results for any subcontracted analyses are not included in this section.

Onterris ENTHALPY ANALYTICAL

# Batch QC

| | | |
|---|---|---|
| **Type:** Blank | **Lab ID:** QC1362753 | **Batch:** 401555 |
| **Matrix:** Water | **Method:** EPA 300.0 | **Prep Method:** METHOD |

| QC1362753 Analyte | Result | Qual | Units | RL | MDL | Prepared | Analyzed |
|---|---|---|---|---|---|---|---|
| Nitrogen, Nitrate | ND | | mg/L | 0.10 | 0.05 | 04/22/26 16:10 | 04/22/26 23:30 |

| | | |
|---|---|---|
| **Type:** Lab Control Sample | **Lab ID:** QC1362754 | **Batch:** 401555 |
| **Matrix:** Water | **Method:** EPA 300.0 | **Prep Method:** METHOD |

| QC1362754 Analyte | Result | Spiked | Units | Recovery | Qual | Limits |
|---|---|---|---|---|---|---|
| Nitrogen, Nitrate | 4.648 | 4.518 | mg/L | 103% | | 90-110 |

| | | |
|---|---|---|
| **Type:** Matrix Spike | **Lab ID:** QC1362755 | **Batch:** 401555 |
| **Matrix (Source ID):** Water (558034-001) | **Method:** EPA 300.0 | **Prep Method:** METHOD |

| QC1362755 Analyte | Result | Source Sample Result | Spiked | Units | Recovery | Qual | Limits | DF |
|---|---|---|---|---|---|---|---|---|
| Nitrogen, Nitrate | 9.786 | ND | 9.036 | mg/L | 108% | | 80-123 | 1 |

| | | |
|---|---|---|
| **Type:** Matrix Spike Duplicate | **Lab ID:** QC1362756 | **Batch:** 401555 |
| **Matrix (Source ID):** Water (558034-001) | **Method:** EPA 300.0 | **Prep Method:** METHOD |

| QC1362756 Analyte | Result | Source Sample Result | Spiked | Units | Recovery | Qual | Limits | RPD | RPD Lim | DF |
|---|---|---|---|---|---|---|---|---|---|---|
| Nitrogen, Nitrate | 9.913 | ND | 9.036 | mg/L | 110% | | 80-123 | 1 | 20 | 1 |

| | | |
|---|---|---|
| **Type:** Matrix Spike | **Lab ID:** QC1362757 | **Batch:** 401555 |
| **Matrix (Source ID):** Water (558069-001) | **Method:** EPA 300.0 | **Prep Method:** METHOD |

| QC1362757 Analyte | Result | Source Sample Result | Spiked | Units | Recovery | Qual | Limits | DF |
|---|---|---|---|---|---|---|---|---|
| Nitrogen, Nitrate | 9.741 | ND | 9.036 | mg/L | 108% | | 80-123 | 1 |

| | | |
|---|---|---|
| **Type:** Matrix Spike Duplicate | **Lab ID:** QC1362758 | **Batch:** 401555 |
| **Matrix (Source ID):** Water (558069-001) | **Method:** EPA 300.0 | **Prep Method:** METHOD |

| QC1362758 Analyte | Result | Source Sample Result | Spiked | Units | Recovery | Qual | Limits | RPD | RPD Lim | DF |
|---|---|---|---|---|---|---|---|---|---|---|
| Nitrogen, Nitrate | 9.818 | ND | 9.036 | mg/L | 109% | | 80-123 | 1 | 20 | 1 |

# Batch QC

| Type: Blank | Lab ID: QC1362823 | Batch: 401580 |
|---|---|---|
| Matrix: Water | Method: EPA 6010B | Prep Method: EPA 3015A |

| QC1362823 Analyte | Result | Qual | Units | RL | MDL | Prepared | Analyzed |
|---|---|---|---|---|---|---|---|
| Arsenic | ND | | mg/L | 0.010 | 0.0064 | 04/22/26 | 04/22/26 |
| Cadmium | ND | | mg/L | 0.0050 | 0.00021 | 04/22/26 | 04/22/26 |
| Copper | ND | | mg/L | 0.010 | 0.0021 | 04/22/26 | 04/22/26 |
| Lead | ND | | mg/L | 0.010 | 0.0022 | 04/22/26 | 04/22/26 |
| Nickel | ND | | mg/L | 0.010 | 0.0012 | 04/22/26 | 04/22/26 |
| Selenium | ND | | mg/L | 0.030 | 0.0051 | 04/22/26 | 04/22/26 |
| Silver | ND | | mg/L | 0.0050 | 0.00070 | 04/22/26 | 04/22/26 |
| Zinc | 0.0023 | J | mg/L | 0.050 | 0.0021 | 04/22/26 | 04/22/26 |

| Type: Lab Control Sample | Lab ID: QC1362824 | Batch: 401580 |
|---|---|---|
| Matrix: Water | Method: EPA 6010B | Prep Method: EPA 3015A |

| QC1362824 Analyte | Result | Spiked | Units | Recovery | Qual | Limits |
|---|---|---|---|---|---|---|
| Arsenic | 0.3469 | 0.4000 | mg/L | 87% | | 80-120 |
| Cadmium | 0.3623 | 0.4000 | mg/L | 91% | | 80-120 |
| Copper | 0.3513 | 0.4000 | mg/L | 88% | | 80-120 |
| Lead | 0.3711 | 0.4000 | mg/L | 93% | | 80-120 |
| Nickel | 0.3626 | 0.4000 | mg/L | 91% | | 80-120 |
| Selenium | 0.3415 | 0.4000 | mg/L | 85% | | 80-120 |
| Silver | 0.1656 | 0.2000 | mg/L | 83% | | 80-120 |
| Zinc | 0.3692 | 0.4000 | mg/L | 92% | | 80-120 |

| Type: Matrix Spike | Lab ID: QC1362825 | Batch: 401580 |
|---|---|---|
| Matrix (Source ID): Water (558025-001) | Method: EPA 6010B | Prep Method: EPA 3015A |

| QC1362825 Analyte | Result | Source Sample Result | Spiked | Units | Recovery | Qual | Limits | DF |
|---|---|---|---|---|---|---|---|---|
| Arsenic | 0.3799 | ND | 0.4000 | mg/L | 95% | | 75-125 | 1 |
| Cadmium | 0.3772 | ND | 0.4000 | mg/L | 94% | | 75-125 | 1 |
| Copper | 0.3845 | 0.003589 | 0.4000 | mg/L | 95% | | 75-125 | 1 |
| Lead | 0.3825 | ND | 0.4000 | mg/L | 96% | | 75-125 | 1 |
| Nickel | 0.3815 | 0.004351 | 0.4000 | mg/L | 94% | | 75-125 | 1 |
| Selenium | 0.3650 | ND | 0.4000 | mg/L | 91% | | 75-125 | 1 |
| Silver | 0.1770 | ND | 0.2000 | mg/L | 88% | | 75-125 | 1 |
| Zinc | 0.4315 | 0.04098 | 0.4000 | mg/L | 98% | | 75-125 | 1 |

# Batch QC

| Type: | Matrix Spike Duplicate | Lab ID: | QC1362826 | Batch: | 401580 |
|---|---|---|---|---|---|
| Matrix (Source ID): | Water (558025-001) | Method: | EPA 6010B | Prep Method: | EPA 3015A |

| QC1362826 Analyte | Result | Source Sample Result | Spiked | Units | Recovery | Qual | Limits | RPD | RPD Lim | DF |
|---|---|---|---|---|---|---|---|---|---|---|
| Arsenic | 0.3741 | ND | 0.4000 | mg/L | 94% | | 75-125 | 2 | 20 | 1 |
| Cadmium | 0.3713 | ND | 0.4000 | mg/L | 93% | | 75-125 | 2 | 20 | 1 |
| Copper | 0.3789 | 0.003589 | 0.4000 | mg/L | 94% | | 75-125 | 1 | 20 | 1 |
| Lead | 0.3765 | ND | 0.4000 | mg/L | 94% | | 75-125 | 2 | 20 | 1 |
| Nickel | 0.3764 | 0.004351 | 0.4000 | mg/L | 93% | | 75-125 | 1 | 20 | 1 |
| Selenium | 0.3612 | ND | 0.4000 | mg/L | 90% | | 75-125 | 1 | 20 | 1 |
| Silver | 0.1749 | ND | 0.2000 | mg/L | 87% | | 75-125 | 1 | 20 | 1 |
| Zinc | 0.4198 | 0.04098 | 0.4000 | mg/L | 95% | | 75-125 | 3 | 20 | 1 |

| Type: | Serial Dilution | Lab ID: | QC1362842 | Batch: | 401580 |
|---|---|---|---|---|---|
| Matrix (Source ID): | Water (558025-001) | Method: | EPA 6010B | Prep Method: | EPA 3015A |

| QC1362842 Analyte | Result | Source Sample Result | Units | Qual | RPD | RPD Lim | DF |
|---|---|---|---|---|---|---|---|
| Arsenic | ND | ND | mg/L | | | | 5 |
| Cadmium | ND | ND | mg/L | | | | 5 |
| Copper | ND | 0.003589 | mg/L | | | | 5 |
| Lead | ND | ND | mg/L | | | | 5 |
| Nickel | ND | 0.004351 | mg/L | | | | 5 |
| Selenium | ND | ND | mg/L | | | | 5 |
| Silver | ND | ND | mg/L | | | | 5 |
| Zinc | 0.04728 | 0.04098 | mg/L | J | | | 5 |

| Type: | Blank | Lab ID: | QC1363461 | Batch: | 401768 |
|---|---|---|---|---|---|
| Matrix: | Water | Method: | EPA 7470A | Prep Method: | EPA 7470A |

| QC1363461 Analyte | Result | Qual | Units | RL | MDL | Prepared | Analyzed |
|---|---|---|---|---|---|---|---|
| Mercury | ND | | ug/L | 0.40 | 0.063 | 04/24/26 | 04/24/26 |

| Type: | Lab Control Sample | Lab ID: | QC1363462 | Batch: | 401768 |
|---|---|---|---|---|---|
| Matrix: | Water | Method: | EPA 7470A | Prep Method: | EPA 7470A |

| QC1363462 Analyte | Result | Spiked | Units | Recovery | Qual | Limits |
|---|---|---|---|---|---|---|
| Mercury | 4.971 | 5.000 | ug/L | 99% | | 80-120 |

| Type: | Matrix Spike | Lab ID: | QC1363463 | Batch: | 401768 |
|---|---|---|---|---|---|
| Matrix (Source ID): | Water (557923-001) | Method: | EPA 7470A | Prep Method: | EPA 7470A |

| QC1363463 Analyte | Result | Source Sample Result | Spiked | Units | Recovery | Qual | Limits | DF |
|---|---|---|---|---|---|---|---|---|
| Mercury | 4.772 | ND | 5.000 | ug/L | 95% | | 75-125 | 1 |

# Batch QC

| Type: | Matrix Spike Duplicate | Lab ID: | QC1363464 | Batch: | 401768 |
|---|---|---|---|---|---|
| Matrix (Source ID): | Water (557923-001) | Method: | EPA 7470A | Prep Method: | EPA 7470A |

| QC1363464 Analyte | Result | Source Sample Result | Spiked | Units | Recovery | Qual | Limits | RPD | RPD Lim | DF |
|---|---|---|---|---|---|---|---|---|---|---|
| Mercury | 4.930 | ND | 5.000 | ug/L | 99% | | 75-125 | 3 | 20 | 1 |

| Type: | Matrix Spike | Lab ID: | QC1363465 | Batch: | 401768 |
|---|---|---|---|---|---|
| Matrix (Source ID): | Water (558130-001) | Method: | EPA 7470A | Prep Method: | EPA 7470A |

| QC1363465 Analyte | Result | Source Sample Result | Spiked | Units | Recovery | Qual | Limits | DF |
|---|---|---|---|---|---|---|---|---|
| Mercury | 3.191 | ND | 5.000 | ug/L | 64% | * | 75-125 | 1 |

| Type: | Matrix Spike Duplicate | Lab ID: | QC1363466 | Batch: | 401768 |
|---|---|---|---|---|---|
| Matrix (Source ID): | Water (558130-001) | Method: | EPA 7470A | Prep Method: | EPA 7470A |

| QC1363466 Analyte | Result | Source Sample Result | Spiked | Units | Recovery | Qual | Limits | RPD | RPD Lim | DF |
|---|---|---|---|---|---|---|---|---|---|---|
| Mercury | 3.282 | ND | 5.000 | ug/L | 66% | * | 75-125 | 3 | 20 | 1 |

| Type: | Lab Control Sample | Lab ID: | QC1363450 | Batch: | 401765 |
|---|---|---|---|---|---|
| Matrix: | Water | Method: | EPA 8260B | Prep Method: | EPA 5030B |

| QC1363450 Analyte | Result | Spiked | Units | Recovery | Qual | Limits |
|---|---|---|---|---|---|---|
| 1,1-Dichloroethene | 49.21 | 50.00 | ug/L | 98% | | 69-128 |
| MTBE | 47.50 | 50.00 | ug/L | 95% | | 66-125 |
| Benzene | 48.55 | 50.00 | ug/L | 97% | | 76-121 |
| Trichloroethene | 41.83 | 50.00 | ug/L | 84% | | 76-124 |
| Toluene | 44.55 | 50.00 | ug/L | 89% | | 76-120 |
| Chlorobenzene | 43.41 | 50.00 | ug/L | 87% | | 78-120 |
| **Surrogates** | | | | | | |
| Dibromofluoromethane | 47.81 | 50.00 | ug/L | 96% | | 70-130 |
| 1,2-Dichloroethane-d4 | 52.91 | 50.00 | ug/L | 106% | | 70-130 |
| Toluene-d8 | 47.21 | 50.00 | ug/L | 94% | | 70-130 |
| Bromofluorobenzene | 49.34 | 50.00 | ug/L | 99% | | 70-130 |

# Batch QC

| | | | | | |
|---|---|---|---|---|---|
| **Type:** | **Lab Control Sample Duplicate** | **Lab ID:** | **QC1363451** | **Batch:** | **401765** |
| **Matrix:** | **Water** | **Method:** | **EPA 8260B** | **Prep Method:** | **EPA 5030B** |

| QC1363451 Analyte | Result | Spiked | Units | Recovery | Qual | Limits | RPD | RPD Lim |
|---|---|---|---|---|---|---|---|---|
| 1,1-Dichloroethene | 46.62 | 50.00 | ug/L | 93% | | 69-128 | 5 | 23 |
| MTBE | 47.86 | 50.00 | ug/L | 96% | | 66-125 | 1 | 22 |
| Benzene | 46.55 | 50.00 | ug/L | 93% | | 76-121 | 4 | 21 |
| Trichloroethene | 39.83 | 50.00 | ug/L | 80% | | 76-124 | 5 | 22 |
| Toluene | 42.82 | 50.00 | ug/L | 86% | | 76-120 | 4 | 21 |
| Chlorobenzene | 41.83 | 50.00 | ug/L | 84% | | 78-120 | 4 | 20 |
| **Surrogates** | | | | | | | | |
| Dibromofluoromethane | 49.43 | 50.00 | ug/L | 99% | | 70-130 | | |
| 1,2-Dichloroethane-d4 | 54.26 | 50.00 | ug/L | 109% | | 70-130 | | |
| Toluene-d8 | 47.51 | 50.00 | ug/L | 95% | | 70-130 | | |
| Bromofluorobenzene | 48.04 | 50.00 | ug/L | 96% | | 70-130 | | |

| | | | | | |
|---|---|---|---|---|---|
| **Type:** | **Blank** | **Lab ID:** | **QC1363453** | **Batch:** | **401765** |
| **Matrix:** | **Water** | **Method:** | **EPA 8260B** | **Prep Method:** | **EPA 5030B** |

| QC1363453 Analyte | Result | Qual | Units | RL | MDL | Prepared | Analyzed |
|---|---|---|---|---|---|---|---|
| Freon 12 | ND | | ug/L | 1.0 | 0.1 | 04/24/26 | 04/24/26 |
| Chloromethane | ND | | ug/L | 1.0 | 0.2 | 04/24/26 | 04/24/26 |
| Vinyl Chloride | ND | | ug/L | 0.5 | 0.1 | 04/24/26 | 04/24/26 |
| 1,1-Dichloroethene | ND | | ug/L | 0.5 | 0.08 | 04/24/26 | 04/24/26 |
| Methylene Chloride | ND | | ug/L | 10 | 0.2 | 04/24/26 | 04/24/26 |
| 1,1-Dichloroethane | ND | | ug/L | 0.5 | 0.1 | 04/24/26 | 04/24/26 |
| cis-1,2-Dichloroethene | ND | | ug/L | 0.5 | 0.09 | 04/24/26 | 04/24/26 |
| 1,2-Dichloroethane | ND | | ug/L | 0.5 | 0.1 | 04/24/26 | 04/24/26 |
| Benzene | ND | | ug/L | 0.5 | 0.1 | 04/24/26 | 04/24/26 |
| Trichloroethene | ND | | ug/L | 0.5 | 0.1 | 04/24/26 | 04/24/26 |
| Tetrachloroethene | ND | | ug/L | 0.5 | 0.1 | 04/24/26 | 04/24/26 |
| 1,4-Dichlorobenzene | ND | | ug/L | 0.5 | 0.2 | 04/24/26 | 04/24/26 |
| **Surrogates** | | | | **Limits** | | | |
| Dibromofluoromethane | 97% | | %REC | 70-130 | | 04/24/26 | 04/24/26 |
| 1,2-Dichloroethane-d4 | 112% | | %REC | 70-130 | | 04/24/26 | 04/24/26 |
| Toluene-d8 | 94% | | %REC | 70-130 | | 04/24/26 | 04/24/26 |
| Bromofluorobenzene | 98% | | %REC | 70-130 | | 04/24/26 | 04/24/26 |

# Batch QC

| Type: | Matrix Spike | Lab ID: | QC1363517 | Batch: | 401765 |
|---|---|---|---|---|---|
| Matrix (Source ID): | Water (558012-001) | Method: | EPA 8260B | Prep Method: | EPA 5030B |

| QC1363517 Analyte | Result | Source Sample Result | Spiked | Units | Recovery | Qual | Limits | DF |
|---|---|---|---|---|---|---|---|---|
| 1,1-Dichloroethene | 16.15 | ND | 20.00 | ug/L | 81% | | 62-131 | 1 |
| MTBE | 22.24 | ND | 20.00 | ug/L | 111% | | 61-124 | 1 |
| Benzene | 16.79 | ND | 20.00 | ug/L | 84% | | 70-123 | 1 |
| Trichloroethene | 13.68 | ND | 20.00 | ug/L | 68% | | 65-131 | 1 |
| Toluene | 14.56 | ND | 20.00 | ug/L | 73% | | 69-120 | 1 |
| Chlorobenzene | 14.63 | ND | 20.00 | ug/L | 73% | | 72-121 | 1 |
| **Surrogates** | | | | | | | | |
| Dibromofluoromethane | 50.23 | | 50.00 | ug/L | 100% | | 70-130 | 1 |
| 1,2-Dichloroethane-d4 | 59.76 | | 50.00 | ug/L | 120% | | 70-130 | 1 |
| Toluene-d8 | 46.54 | | 50.00 | ug/L | 93% | | 70-130 | 1 |
| Bromofluorobenzene | 47.53 | | 50.00 | ug/L | 95% | | 70-130 | 1 |

| Type: | Matrix Spike Duplicate | Lab ID: | QC1363518 | Batch: | 401765 |
|---|---|---|---|---|---|
| Matrix (Source ID): | Water (558012-001) | Method: | EPA 8260B | Prep Method: | EPA 5030B |

| QC1363518 Analyte | Result | Source Sample Result | Spiked | Units | Recovery | Qual | Limits | RPD | RPD Lim | DF |
|---|---|---|---|---|---|---|---|---|---|---|
| 1,1-Dichloroethene | 16.00 | ND | 20.00 | ug/L | 80% | | 62-131 | 1 | 31 | 1 |
| MTBE | 22.53 | ND | 20.00 | ug/L | 113% | | 61-124 | 1 | 30 | 1 |
| Benzene | 16.59 | ND | 20.00 | ug/L | 83% | | 70-123 | 1 | 31 | 1 |
| Trichloroethene | 13.42 | ND | 20.00 | ug/L | 67% | | 65-131 | 2 | 31 | 1 |
| Toluene | 14.43 | ND | 20.00 | ug/L | 72% | | 69-120 | 1 | 29 | 1 |
| Chlorobenzene | 14.38 | ND | 20.00 | ug/L | 72% | | 72-121 | 2 | 29 | 1 |
| **Surrogates** | | | | | | | | | | |
| Dibromofluoromethane | 50.53 | | 50.00 | ug/L | 101% | | 70-130 | | | 1 |
| 1,2-Dichloroethane-d4 | 59.99 | | 50.00 | ug/L | 120% | | 70-130 | | | 1 |
| Toluene-d8 | 46.00 | | 50.00 | ug/L | 92% | | 70-130 | | | 1 |
| Bromofluorobenzene | 47.80 | | 50.00 | ug/L | 96% | | 70-130 | | | 1 |

| Type: | Sample Duplicate | Lab ID: | QC1363476 | Batch: | 401770 |
|---|---|---|---|---|---|
| Matrix (Source ID): | Water (557785-001) | Method: | SM 4500-H+ B | | |

| QC1363476 Analyte | Result | Source Sample Result | Units | Qual | RPD | RPD Lim | DF |
|---|---|---|---|---|---|---|---|
| pH | 7.640 | 7.630 | SU | | 0 | 20 | 1 |
| Temperature | 21.60 | 22.00 | deg C | | 2 | 20 | 1 |

* Value is outside QC limits
J Estimated value
ND Not Detected

**APPENDIX D-3**

**LEACHATE SAMPLE**

Enthalpy Analytical
931 West Barkley Ave
Orange, CA 92868
(714) 771-6900

enthalpy.com

Lab Job Number : 555817
Report Level : II
Report Date : 03/31/2026

**Analytical Report** *prepared for:*

Matt Breuer
Waste Connections
Chiquita Canyon Landfill
29201 Henry Mayo Drive
Castaic, CA 91384

Project: LEACHATE_CHIQUITA - Chiquita Canyon Landfill - Leachate

*Authorized for release by:*

David Tripp, Project Manager
657-581-4710
david.tripp@enthalpy.com

This data package has been reviewed for technical correctness and completeness. Release of this data has been authorized by the Laboratory Manager or the Manager's designee, as verified by the above signature which applies to this PDF file as well as any associated electronic data deliverable files. The results contained in this report meet all requirements of NELAP and pertain only to those samples which were submitted for analysis. This report may be reproduced only in its entirety.

CA ELAP# 1338, CA ELAP #1338-S1, NELAP# 4038, SCAQMD LAP# 18LA0518, LACSD ID# 10105, ORELAP# 4197

ENTHALPY ANALYTICAL

# Sample Summary

| | | |
|---|---|---|
| Matt Breuer<br>Waste Connections<br>Chiquita Canyon Landfill<br>29201 Henry Mayo Drive<br>Castaic, CA 91384 | Lab Job #:<br>Project No:<br>Location:<br>Date Received: | 555817<br>LEACHATE_CHIQUITA<br>Chiquita Canyon Landfill - Leachate<br>03/19/26 |

| Sample ID | Lab ID | Collected | Matrix |
|---|---|---|---|
| LEACHATE | 555817-001 | 03/19/26 12:05 | Water |

# Case Narrative

| | |
|---|---|
| Waste Connections<br>Chiquita Canyon Landfill<br>29201 Henry Mayo Drive<br>Castaic, CA 91384<br>Matt Breuer | Lab Job Number: 555817<br>Project No: LEACHATE_CHIQUITA<br>Location: Chiquita Canyon Landfill - Leachate<br>Date Received: 03/19/26 |

- This data package contains sample and QC results for one water sample, requested for the above referenced project on 03/20/26. The sample was received in good condition.
- EPA 8270E analysis was performed at 931 West Barkley Ave, Orange, CA, 92868.
- EPA 8260B analysis was performed at 2532 E Cerritos Ave., Anaheim, CA, 92806.

**Volatile Organics by GC/MS (EPA 8260B):**

- LEACHATE (lab # 555817-001) had pH greater than 2.
- No other analytical problems were encountered.

**Semivolatile Organics by GC/MS (EPA 8270E):**

No analytical problems were encountered.

1.0/1.4 1215

# ENTHALPY ANALYTICAL

**Chain of Custody Record**

Lab No: 555817

Page: 1 of 1

**Turn Around Time (rush by advanced notice only)**

| | | | | | |
|---|---|---|---|---|---|
| Standard: | X | 5 Day: | | 3 Day: | |
| 2 Day: | | 1 Day: | | Custom TAT: | |

**<<< Select a Laboratory >>>**

#N/A

#N/A

**Matrix:** A = Air S = Soil/Solid W = Water DW = Drinking Wate SD = Sediment PP = Pure Product SEA = Sea Water SW = Swab T = Tissue WP = Wipe O = Other

**Preservatives:** 1 = $Na_2S_2O_3$ 2 = HCl 3 = $HNO_3$ 4 = $H_2SO_4$ 5 = NaOH 6 = Other

**Sample Receipt Temp:** (lab use only)

| CUSTOMER INFORMATION | | PROJECT INFORMATION | |
|---|---|---|---|
| Company: | Chiquita Canyon Landfill | Name: | Matt Breuer |
| Report To: | Matt Breuer | Number: | 661-257-3655 |
| Email: | Matthew.Breuer@wasteconnections.com | P.O. #: | |
| Address: | 29201 Henry Mayo Drive | Address: | |
| | Castaic, CA, 91384 | | |
| Phone: | 661-257-3655 | Global ID: | L10003464243 |
| Fax: | | Sampled By: | Paul Chang |

| | Sample ID | Sampling Date | Sampling Time | Matrix | Container No. / Size | Pres. | 4-Methyl-2-Pentanone (EPA 8260B) | 2-Butanone (EPA 8260B) | Acetone (EPA 8260B) | Phenanthrene (EPA 8270C-SIM) |
|---|---|---|---|---|---|---|---|---|---|---|
| 1 | Leachate | 3/19/26 | 1205 | AQ | 7 | var. | X | X | X | X |
| 2 | | | | | | | | | | |
| 3 | | | | | | | | | | |
| 4 | | | | | | | | | | |
| 5 | | | | | | | | | | |
| 6 | | | | | | | | | | |
| 7 | | | | | | | | | | |
| 8 | | | | | | | | | | |
| 9 | | | | | | | | | | |
| 10 | | | | | | | | | | |

**Analysis Request**

**Test Instructions / Comments**

**Leachate - retest**

**cc report to:**
**pchang@changenvironmental.com Basic EDD & GeoTracker EDF**

Login 555817

| | Signature | Print Name | Company / Title | Date / Time |
|---|---|---|---|---|
| [1] Relinquished By: | | Paul Chang | CEI | 3/19/26 1:11pm |
| [1] Received By: | | Alice T | EA/NA | 3/19/26 1:11pm |
| [2] Relinquished By: | | Alice T | EA/NA | 3/20/26 9:10 |
| [2] Received By: | | Gema | EANH | 3.20.26 910 |
| [3] Relinquished By: | | Gema | EANH | 3.20.26 10:30 |
| [3] Received By: | | Denyk P | EA | 3-20-26 10:30 |

REL: Denyk P 3-20-26 1110 Rec: NCH EA 2-20-26 11:10

# SAMPLE RECEIPT CHECKLIST

**Section 1: General Info**

Date Received: 3/19/26 WO# 555817 Client: Chiquita Canyon Landfill

**Section 2: Shipping / Custody** **Are custody seals present?** ☐ Yes ☒ No

Custody seals intact on arrival? ☐ N/A ☒ Yes ☐ No ☐ On cooler / box ☐ On samples

☐ Courier ☒ Walk-In ☐ Field Sampling ☐ Shipping Info: _____

**Section 3a: Condition / Packaging** ☐ **Outside 0.0 - 6.0°C (0.0 - 10.0°C for microbiology) (PM notified)**

Date Opened 3/19/26 By (initials) AXT Type of ice used: ☒ Wet ☐ Blue/Gel ☐ None

☒ Samples received on ice directly from the field; cooling process had begun. (if checked, skip temperatures)

☐ Sample matrix doesn't require cooling (e.g. air, bulk PCB). (if checked, skip temperatures)

If no cooler: Observed/Adjusted Temp (°C): ____ / ____ Thermometer/IR Gun: IR03 CF: +0.8

Cooler Temp (°C) #1: 18.1/18.3 #2: ____/____ #3: ____/____ #4: ____/____ #5: ____/____ #6: ____/____

**Section 3b: Microbiology Samples** ☒ **No microbiology samples submitted (skip 3b)**

☐ Within temp range 0.0 - 10.0°C or received on ice directly from field.

☐ Adequate headspace for microbiology analysis.

**Section 3c: Air Samples** ☒ **No air samples submitted (skip 3c)**

☐ 1.4L Canisters ☐ 6L Canisters ☐ Tedlar Bags ☐ MCE Cassettes ☐ Sorbent Tubes ☐ Other_____

| **Section 4: Containers / Labels / Samples** | YES | NO | N/A |
|---|---|---|---|
| 1) Were custody papers present, filled properly, and legible? | ✓ | | |
| 2) Is the sampler's name present on the CoC? | ✓ | | |
| 3) Were containers received in good condition (unbroken / unopened / uncompromised)? | ✓ | | |
| 4) Were the samples bagged? (required for microbiology samples; recommended for soil samples) | | | ✓ |
| 5) Were all of, and only, the correct samples received? | ✓ | | |
| 6) Are sample labels present, legible, and in agreement with the CoC? | ✓ | | |
| 7) Does the container count match the CoC? | ✓ | | |
| 8) Was sufficient sample volume / mass received for the analyses requested? | ✓ | | |
| 9) Were samples received in proper containers for the analyses requested? | ✓ | | |
| 10) Were samples received with > 1/2 holding time remaining? | ✓ | | |
| 11) Are samples properly preserved as indicated by CoC / labels? | | ✓ | |
| 12) Unpreserved VOAs received - If necessary, was the hold time changed in LIMS? | | | |
| 13) Are VOA vials free from headspace/bubbles > 6mm? | | | |

**Section 5: Explanations / Comments**

(If no comments are made, then no discrepancies noted.)

☐ **No additional discrepancies**

**Date Logged** 3/19/26 **By (print)** AXT **(sign)** _____

**Date Labeled** _____ **By (print)** _____ **(sign)** _____

# SAMPLE RECEIPT CHECKLIST

**Section 1: General Info**

Date Received: 3/20/26 WO# 555817 Client: WASTECONNECTIONS

**Section 2: Shipping / Custody** **Are custody seals present?** ☐ Yes ☒ No

Custody seals intact on arrival? ■ N/A ☐ Yes ☐ No ☐ On cooler / box ☐ On samples

■ Courier ☐ Walk-In ☐ Field Sampling ☐ Shipping Info: _____

**Section 3a: Condition / Packaging** ☐ **Outside 0.0 - 6.0°C (0.0 - 10.0°C for microbiology) (PM notified)**

Date Opened 3/20/26 By (initials) DEP Type of ice used: ■ Wet ☐ Blue/Gel ☐ None

☐ Samples received on ice directly from the field; cooling process had begun. (if checked, skip temperatures)

☐ Sample matrix doesn't require cooling (e.g. air, bulk PCB). (if checked, skip temperatures)

If no cooler: Observed/Adjusted Temp (°C): _____ / _____ Thermometer/IR Gun: IR15 CF: +0.4

Cooler Temp (°C) #1: 1.0 / 1.4 #2: ____/____ #3: ____/____ #4: ____/____ #5: ____/____ #6: ____/____

**Section 3b: Microbiology Samples** ■ **No microbiology samples submitted (skip 3b)**

☐ Within temp range 0.0 - 10.0°C or received on ice directly from field.

☐ Adequate headspace for microbiology analysis.

**Section 3c: Air Samples** ■ **No air samples submitted (skip 3c)**

☐ 1.4L Canisters ☐ 6L Canisters ☐ Tedlar Bags ☐ MCE Cassettes ☐ Sorbent Tubes ☐ Other_____

| **Section 4: Containers / Labels / Samples** | YES | NO | N/A |
|---|---|---|---|
| 1) Were custody papers present, filled properly, and legible? | X | | |
| 2) Is the sampler's name present on the CoC? | X | | |
| 3) Were containers received in good condition (unbroken / unopened / uncompromised)? | X | | |
| 4) Were the samples bagged? (required for microbiology samples; recommended for soil samples) | X | | |
| 5) Were all of, and only, the correct samples received? | X | | |
| 6) Are sample labels present, legible, and in agreement with the CoC? | X | | |
| 7) Does the container count match the CoC? | X | | |
| 8) Was sufficient sample volume / mass received for the analyses requested? | X | | |
| 9) Were samples received in proper containers for the analyses requested? | X | | |
| 10) Were samples received with > 1/2 holding time remaining? | X | | |
| 11) Are samples properly preserved as indicated by CoC / labels? | X | | |
| 12) Unpreserved VOAs received - If necessary, was the hold time changed in LIMS? | | X | |
| 13) Are VOA vials free from headspace/bubbles > 6mm? | | X | |

**Section 5: Explanations / Comments**

(If no comments are made, then no discrepancies noted.)

4.13: All vials received have headspace/bubbles >6mm (3 HCL VOA vials & 3 unpreserved vials)

☐ **No additional discrepancies**

**Date Logged** 3/19/26 **By (print)** AXT **(sign)** NA

**Date Labeled** 3/19/26 **By (print)** AXT **(sign)** NA

ENTHALPY ANALYTICAL

# Analysis Results for 555817

Matt Breuer
Waste Connections
Chiquita Canyon Landfill
29201 Henry Mayo Drive
Castaic, CA 91384

Lab Job #: 555817
Project No: LEACHATE_CHIQUITA
Location: Chiquita Canyon Landfill - Leachate
Date Received: 03/19/26

**Sample ID: LEACHATE** **Lab ID: 555817-001** **Collected: 03/19/26 12:05**
**Matrix: Water**

| 555817-001 Analyte | Result | Qual | Units | RL | MDL | DF | Batch | Prepared | Analyzed | Chemist |
|---|---|---|---|---|---|---|---|---|---|---|
| Method: EPA 8260B<br>Prep Method: EPA 5030B | | | | | | | | | | |
| Acetone | **3,200** | | ug/L | 2,500 | 220 | 25 | 398615 | 03/21/26 | 03/21/26 | ZST |
| 2-Butanone | **2,600** | | ug/L | 2,500 | 24 | 25 | 398615 | 03/21/26 | 03/21/26 | ZST |
| 4-Methyl-2-Pentanone | **120** | J | ug/L | 130 | 14 | 25 | 398615 | 03/21/26 | 03/21/26 | ZST |
| **Surrogates** | | | | **Limits** | | | | | | |
| Dibromofluoromethane | 98% | | %REC | 70-130 | | 25 | 398615 | 03/21/26 | 03/21/26 | ZST |
| 1,2-Dichloroethane-d4 | 96% | | %REC | 70-130 | | 25 | 398615 | 03/21/26 | 03/21/26 | ZST |
| Toluene-d8 | 98% | | %REC | 70-130 | | 25 | 398615 | 03/21/26 | 03/21/26 | ZST |
| Bromofluorobenzene | 99% | | %REC | 70-130 | | 25 | 398615 | 03/21/26 | 03/21/26 | ZST |
| Method: EPA 8270E<br>Prep Method: EPA 3510C | | | | | | | | | | |
| Phenanthrene | ND | | ug/L | 9.5 | 2.8 | 0.95 | 398945 | 03/25/26 | 03/25/26 | MSS |
| **Surrogates** | | | | **Limits** | | | | | | |
| 2-Fluorophenol | 50% | | %REC | 15-120 | | 0.95 | 398945 | 03/25/26 | 03/25/26 | MSS |
| Phenol-d6 | 36% | | %REC | 15-120 | | 0.95 | 398945 | 03/25/26 | 03/25/26 | MSS |
| 2,4,6-Tribromophenol | 88% | | %REC | 15-140 | | 0.95 | 398945 | 03/25/26 | 03/25/26 | MSS |
| Nitrobenzene-d5 | 77% | | %REC | 15-123 | | 0.95 | 398945 | 03/25/26 | 03/25/26 | MSS |
| 2-Fluorobiphenyl | 65% | | %REC | 15-120 | | 0.95 | 398945 | 03/25/26 | 03/25/26 | MSS |
| Terphenyl-d14 | 80% | | %REC | 15-120 | | 0.95 | 398945 | 03/25/26 | 03/25/26 | MSS |

J Estimated value
ND Not Detected



Results for any subcontracted analyses are not included in this section.

ENTHALPY ANALYTICAL

# Batch QC

| Type: Lab Control Sample | Lab ID: QC1351989 | Batch: 398615 |
|---|---|---|
| Matrix: Water | Method: EPA 8260B | Prep Method: EPA 5030B |

| QC1351989 Analyte | Result | Spiked | Units | Recovery | Qual | Limits |
|---|---|---|---|---|---|---|
| Acetone | 141.1 | 125.0 | ug/L | 113% | | 54-144 |
| 2-Butanone | 137.7 | 125.0 | ug/L | 110% | | 58-139 |
| 4-Methyl-2-Pentanone | 139.1 | 125.0 | ug/L | 111% | | 61-135 |
| **Surrogates** | | | | | | |
| Dibromofluoromethane | 48.32 | 50.00 | ug/L | 97% | | 70-130 |
| 1,2-Dichloroethane-d4 | 45.52 | 50.00 | ug/L | 91% | | 70-130 |
| Toluene-d8 | 49.77 | 50.00 | ug/L | 100% | | 70-130 |
| Bromofluorobenzene | 49.55 | 50.00 | ug/L | 99% | | 70-130 |

| Type: Lab Control Sample Duplicate | Lab ID: QC1351990 | Batch: 398615 |
|---|---|---|
| Matrix: Water | Method: EPA 8260B | Prep Method: EPA 5030B |

| QC1351990 Analyte | Result | Spiked | Units | Recovery | Qual | Limits | RPD | RPD Lim |
|---|---|---|---|---|---|---|---|---|
| Acetone | 137.0 | 125.0 | ug/L | 110% | | 54-144 | 3 | 26 |
| 2-Butanone | 139.8 | 125.0 | ug/L | 112% | | 58-139 | 1 | 23 |
| 4-Methyl-2-Pentanone | 136.9 | 125.0 | ug/L | 110% | | 61-135 | 2 | 21 |
| **Surrogates** | | | | | | | | |
| Dibromofluoromethane | 48.74 | 50.00 | ug/L | 97% | | 70-130 | | |
| 1,2-Dichloroethane-d4 | 45.48 | 50.00 | ug/L | 91% | | 70-130 | | |
| Toluene-d8 | 48.63 | 50.00 | ug/L | 97% | | 70-130 | | |
| Bromofluorobenzene | 50.67 | 50.00 | ug/L | 101% | | 70-130 | | |

| Type: Matrix Spike | Lab ID: QC1351991 | Batch: 398615 |
|---|---|---|
| Matrix (Source ID): Water (555676-004) | Method: EPA 8260B | Prep Method: EPA 5030B |

| QC1351991 Analyte | Result | Source Sample Result | Spiked | Units | Recovery | Qual | Limits | DF |
|---|---|---|---|---|---|---|---|---|
| Acetone | 48.27 | ND | 50.00 | ug/L | 97% | | 38-163 | 1 |
| 2-Butanone | 51.45 | ND | 50.00 | ug/L | 103% | | 48-157 | 1 |
| 4-Methyl-2-Pentanone | 51.06 | ND | 50.00 | ug/L | 102% | | 60-135 | 1 |
| **Surrogates** | | | | | | | | |
| Dibromofluoromethane | 47.55 | | 50.00 | ug/L | 95% | | 70-130 | 1 |
| 1,2-Dichloroethane-d4 | 45.78 | | 50.00 | ug/L | 92% | | 70-130 | 1 |
| Toluene-d8 | 49.28 | | 50.00 | ug/L | 99% | | 70-130 | 1 |
| Bromofluorobenzene | 51.86 | | 50.00 | ug/L | 104% | | 70-130 | 1 |

ENTHALPY ANALYTICAL

# Batch QC

| | | | | | |
|---|---|---|---|---|---|
| **Type:** | **Matrix Spike Duplicate** | **Lab ID:** | **QC1351992** | **Batch:** | **398615** |
| **Matrix (Source ID):** | **Water (555676-004)** | **Method:** | **EPA 8260B** | **Prep Method:** | **EPA 5030B** |

| QC1351992 Analyte | Result | Source Sample Result | Spiked | Units | Recovery | Qual | Limits | RPD | RPD Lim | DF |
|---|---|---|---|---|---|---|---|---|---|---|
| Acetone | 45.99 | ND | 50.00 | ug/L | 92% | | 38-163 | 5 | 32 | 1 |
| 2-Butanone | 49.60 | ND | 50.00 | ug/L | 99% | | 48-157 | 4 | 30 | 1 |
| 4-Methyl-2-Pentanone | 48.63 | ND | 50.00 | ug/L | 97% | | 60-135 | 5 | 30 | 1 |
| **Surrogates** | | | | | | | | | | |
| Dibromofluoromethane | 47.99 | | 50.00 | ug/L | 96% | | 70-130 | | | 1 |
| 1,2-Dichloroethane-d4 | 45.53 | | 50.00 | ug/L | 91% | | 70-130 | | | 1 |
| Toluene-d8 | 48.06 | | 50.00 | ug/L | 96% | | 70-130 | | | 1 |
| Bromofluorobenzene | 50.57 | | 50.00 | ug/L | 101% | | 70-130 | | | 1 |

| | | | | | |
|---|---|---|---|---|---|
| **Type:** | **Blank** | **Lab ID:** | **QC1351994** | **Batch:** | **398615** |
| **Matrix:** | **Water** | **Method:** | **EPA 8260B** | **Prep Method:** | **EPA 5030B** |

| QC1351994 Analyte | Result | Qual | Units | RL | MDL | Prepared | Analyzed |
|---|---|---|---|---|---|---|---|
| Acetone | ND | | ug/L | 100 | 8.8 | 03/20/26 | 03/20/26 |
| 2-Butanone | ND | | ug/L | 100 | 0.9 | 03/20/26 | 03/20/26 |
| 4-Methyl-2-Pentanone | ND | | ug/L | 5.0 | 0.5 | 03/20/26 | 03/20/26 |
| **Surrogates** | | | | **Limits** | | | |
| Dibromofluoromethane | 97% | | %REC | 70-130 | | 03/20/26 | 03/20/26 |
| 1,2-Dichloroethane-d4 | 95% | | %REC | 70-130 | | 03/20/26 | 03/20/26 |
| Toluene-d8 | 95% | | %REC | 70-130 | | 03/20/26 | 03/20/26 |
| Bromofluorobenzene | 99% | | %REC | 70-130 | | 03/20/26 | 03/20/26 |

| | | | | | |
|---|---|---|---|---|---|
| **Type:** | **Blank** | **Lab ID:** | **QC1353139** | **Batch:** | **398945** |
| **Matrix:** | **Water** | **Method:** | **EPA 8270E** | **Prep Method:** | **EPA 3510C** |

| QC1353139 Analyte | Result | Qual | Units | RL | MDL | Prepared | Analyzed |
|---|---|---|---|---|---|---|---|
| Phenanthrene | ND | | ug/L | 10 | 2.9 | 03/25/26 | 03/25/26 |
| **Surrogates** | | | | **Limits** | | | |
| 2-Fluorophenol | 48% | | %REC | 15-120 | | 03/25/26 | 03/25/26 |
| Phenol-d6 | 32% | | %REC | 15-120 | | 03/25/26 | 03/25/26 |
| 2,4,6-Tribromophenol | 91% | | %REC | 15-140 | | 03/25/26 | 03/25/26 |
| Nitrobenzene-d5 | 74% | | %REC | 15-123 | | 03/25/26 | 03/25/26 |
| 2-Fluorobiphenyl | 73% | | %REC | 15-120 | | 03/25/26 | 03/25/26 |
| Terphenyl-d14 | 92% | | %REC | 15-120 | | 03/25/26 | 03/25/26 |

ENTHALPY ANALYTICAL

# Batch QC

| | | | | | |
|---|---|---|---|---|---|
| **Type:** | **Lab Control Sample** | **Lab ID:** | **QC1353140** | **Batch:** | **398945** |
| **Matrix:** | **Water** | **Method:** | **EPA 8270E** | **Prep Method:** | **EPA 3510C** |

| QC1353140 Analyte | Result | Spiked | Units | Recovery | Qual | Limits |
|---|---|---|---|---|---|---|
| Phenol | 24.58 | 75.00 | ug/L | 33% | | 14-120 |
| 2-Chlorophenol | 55.86 | 75.00 | ug/L | 74% | | 46-120 |
| 1,4-Dichlorobenzene | 51.11 | 75.00 | ug/L | 68% | | 42-120 |
| 3-,4-Methylphenol | 51.81 | 75.00 | ug/L | 69% | | 40-120 |
| N-Nitroso-di-n-propylamine | 68.67 | 75.00 | ug/L | 92% | | 54-121 |
| 2,4-Dimethylphenol | 71.27 | 75.00 | ug/L | 95% | | 48-120 |
| 1,2,4-Trichlorobenzene | 55.24 | 75.00 | ug/L | 74% | | 45-120 |
| 4-Chloro-3-methylphenol | 67.49 | 75.00 | ug/L | 90% | | 60-121 |
| 2,4,5-Trichlorophenol | 69.50 | 75.00 | ug/L | 93% | | 62-124 |
| Acenaphthene | 62.84 | 75.00 | ug/L | 84% | | 56-120 |
| 4-Nitrophenol | 33.47 | 75.00 | ug/L | 45% | | 17-120 |
| 2,4-Dinitrotoluene | 72.96 | 75.00 | ug/L | 97% | | 69-127 |
| Pentachlorophenol | 80.48 | 75.00 | ug/L | 107% | | 51-120 |
| Phenanthrene | 64.99 | 75.00 | ug/L | 87% | | 65-120 |
| Pyrene | 69.85 | 75.00 | ug/L | 93% | | 68-123 |
| Chrysene | 68.30 | 75.00 | ug/L | 91% | | 66-120 |
| Benzo(b)fluoranthene | 72.65 | 75.00 | ug/L | 97% | | 67-120 |
| **Surrogates** | | | | | | |
| 2-Fluorophenol | 20.56 | 40.00 | ug/L | 51% | | 15-120 |
| Phenol-d6 | 14.26 | 40.00 | ug/L | 36% | | 15-120 |
| 2,4,6-Tribromophenol | 41.81 | 40.00 | ug/L | 105% | | 15-140 |
| Nitrobenzene-d5 | 33.34 | 40.00 | ug/L | 83% | | 15-123 |
| 2-Fluorobiphenyl | 32.36 | 40.00 | ug/L | 81% | | 15-120 |
| Terphenyl-d14 | 37.69 | 40.00 | ug/L | 94% | | 15-120 |

ENTHALPY ANALYTICAL

# Batch QC

| | | | | | |
|---|---|---|---|---|---|
| **Type:** | **Lab Control Sample Duplicate** | **Lab ID:** | **QC1353141** | **Batch:** | **398945** |
| **Matrix:** | **Water** | **Method:** | **EPA 8270E** | **Prep Method:** | **EPA 3510C** |

| QC1353141 Analyte | Result | Spiked | Units | Recovery | Qual | Limits | RPD | RPD Lim |
|---|---|---|---|---|---|---|---|---|
| Phenol | 25.20 | 75.00 | ug/L | 34% | | 14-120 | 3 | 52 |
| 2-Chlorophenol | 56.19 | 75.00 | ug/L | 75% | | 46-120 | 1 | 52 |
| 1,4-Dichlorobenzene | 50.47 | 75.00 | ug/L | 67% | | 42-120 | 1 | 53 |
| 3-,4-Methylphenol | 52.06 | 75.00 | ug/L | 69% | | 40-120 | 0 | 51 |
| N-Nitroso-di-n-propylamine | 67.13 | 75.00 | ug/L | 90% | | 54-121 | 2 | 52 |
| 2,4-Dimethylphenol | 69.83 | 75.00 | ug/L | 93% | | 48-120 | 2 | 52 |
| 1,2,4-Trichlorobenzene | 54.58 | 75.00 | ug/L | 73% | | 45-120 | 1 | 54 |
| 4-Chloro-3-methylphenol | 64.98 | 75.00 | ug/L | 87% | | 60-121 | 4 | 47 |
| 2,4,5-Trichlorophenol | 67.33 | 75.00 | ug/L | 90% | | 62-124 | 3 | 46 |
| Acenaphthene | 60.04 | 75.00 | ug/L | 80% | | 56-120 | 5 | 46 |
| 4-Nitrophenol | 30.58 | 75.00 | ug/L | 41% | | 17-120 | 9 | 44 |
| 2,4-Dinitrotoluene | 68.77 | 75.00 | ug/L | 92% | | 69-127 | 6 | 40 |
| Pentachlorophenol | 74.84 | 75.00 | ug/L | 100% | | 51-120 | 7 | 42 |
| Phenanthrene | 61.39 | 75.00 | ug/L | 82% | | 65-120 | 6 | 39 |
| Pyrene | 65.85 | 75.00 | ug/L | 88% | | 68-123 | 6 | 39 |
| Chrysene | 64.39 | 75.00 | ug/L | 86% | | 66-120 | 6 | 38 |
| Benzo(b)fluoranthene | 68.19 | 75.00 | ug/L | 91% | | 67-120 | 6 | 39 |
| **Surrogates** | | | | | | | | |
| 2-Fluorophenol | 20.93 | 40.00 | ug/L | 52% | | 15-120 | | |
| Phenol-d6 | 14.61 | 40.00 | ug/L | 37% | | 15-120 | | |
| 2,4,6-Tribromophenol | 39.75 | 40.00 | ug/L | 99% | | 15-140 | | |
| Nitrobenzene-d5 | 33.09 | 40.00 | ug/L | 83% | | 15-123 | | |
| 2-Fluorobiphenyl | 31.45 | 40.00 | ug/L | 79% | | 15-120 | | |
| Terphenyl-d14 | 35.16 | 40.00 | ug/L | 88% | | 15-120 | | |

ND Not Detected

# APPENDIX E

## EMP/CAP TIME SERIES PLOTS

**Figure E-1**
**VOCs Detected**
**Well DW-16**
**Time Series Plot**

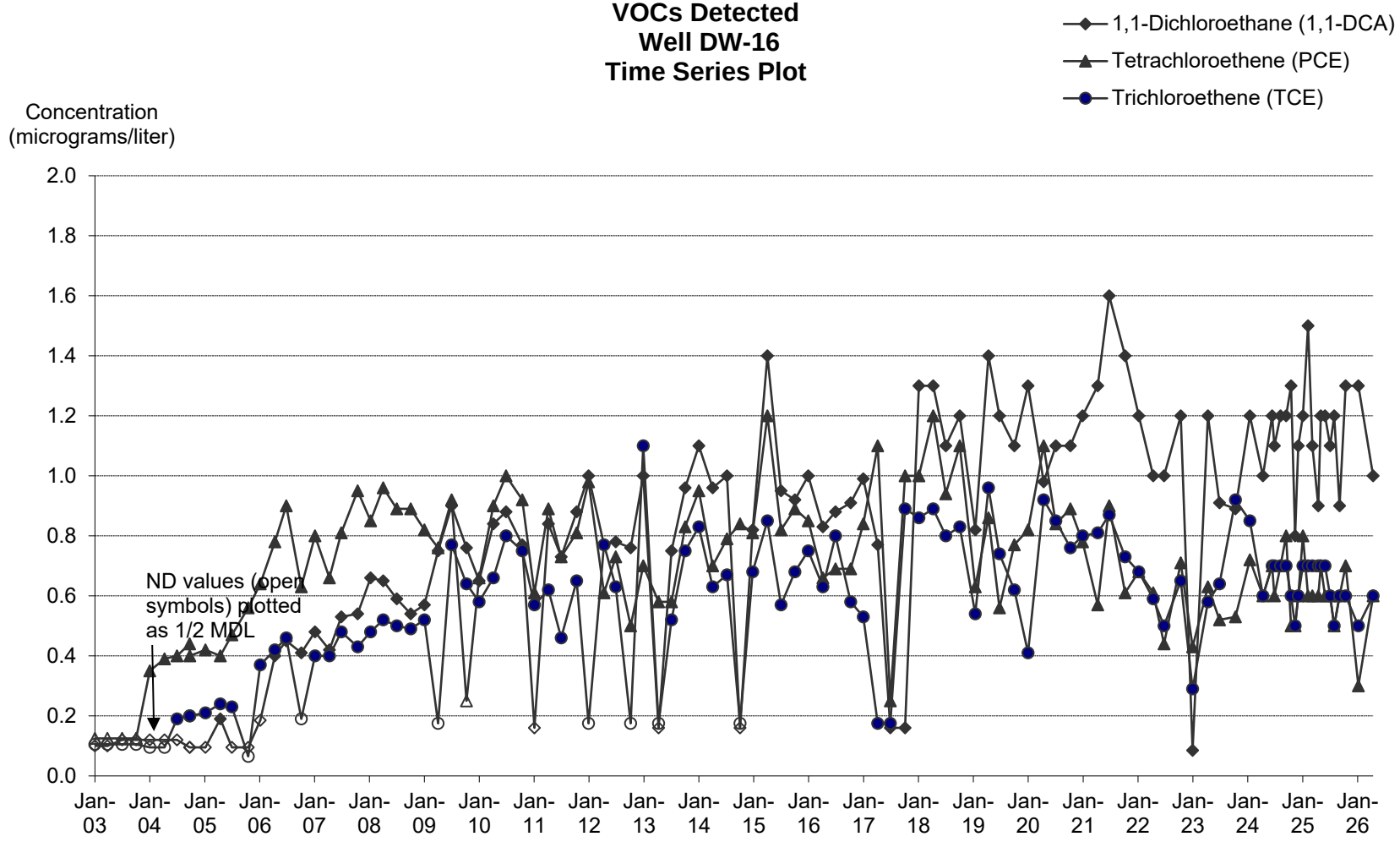

**Figure E-2**
**1,1-Dichloroethane (1,1-DCA)**
**Well DW-16**
**Time Series Plot**

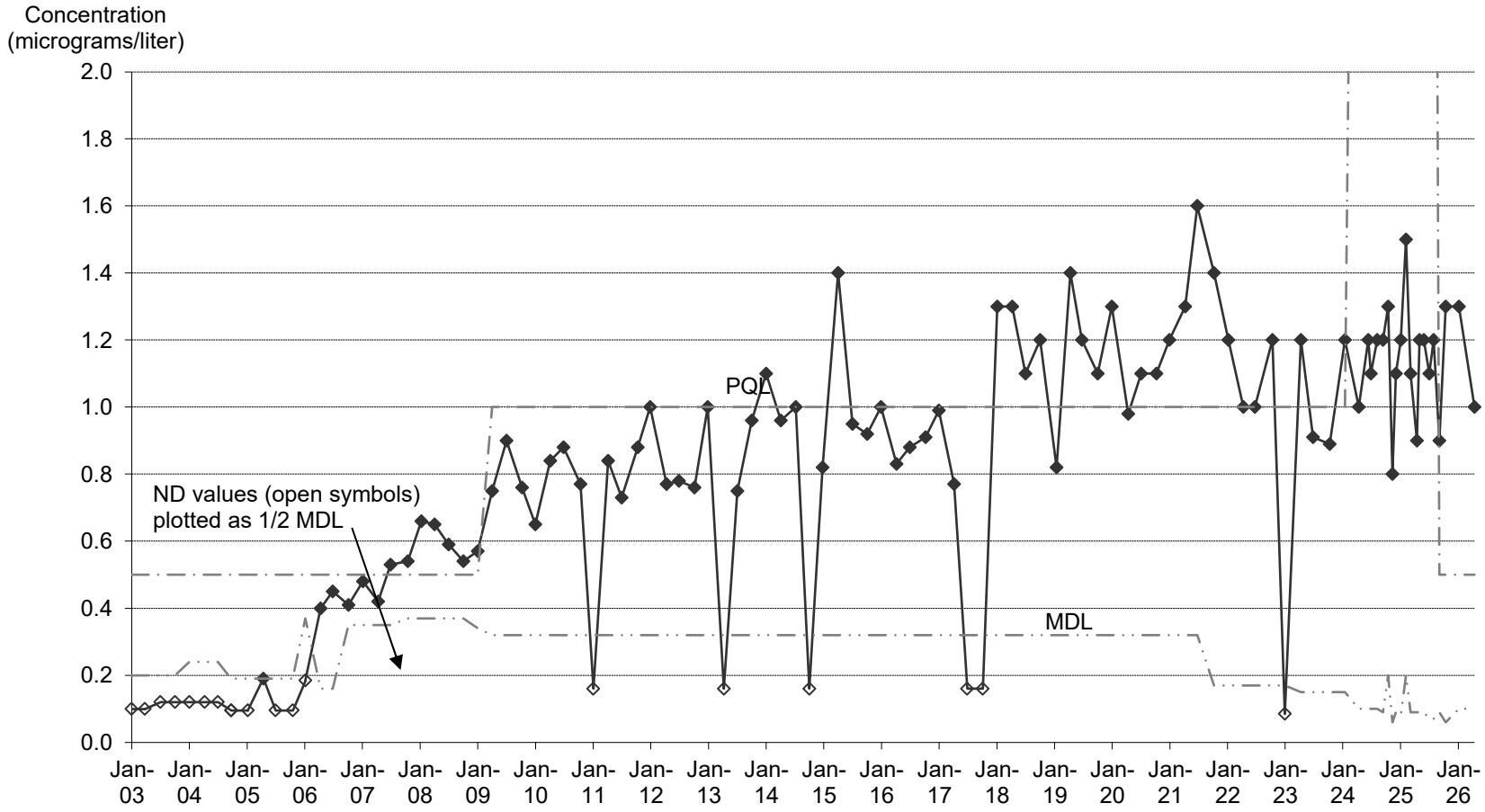

**Figure E-3**
**Tetrachloroethene (PCE)**
**Well DW-16**
**Time Series Plot**

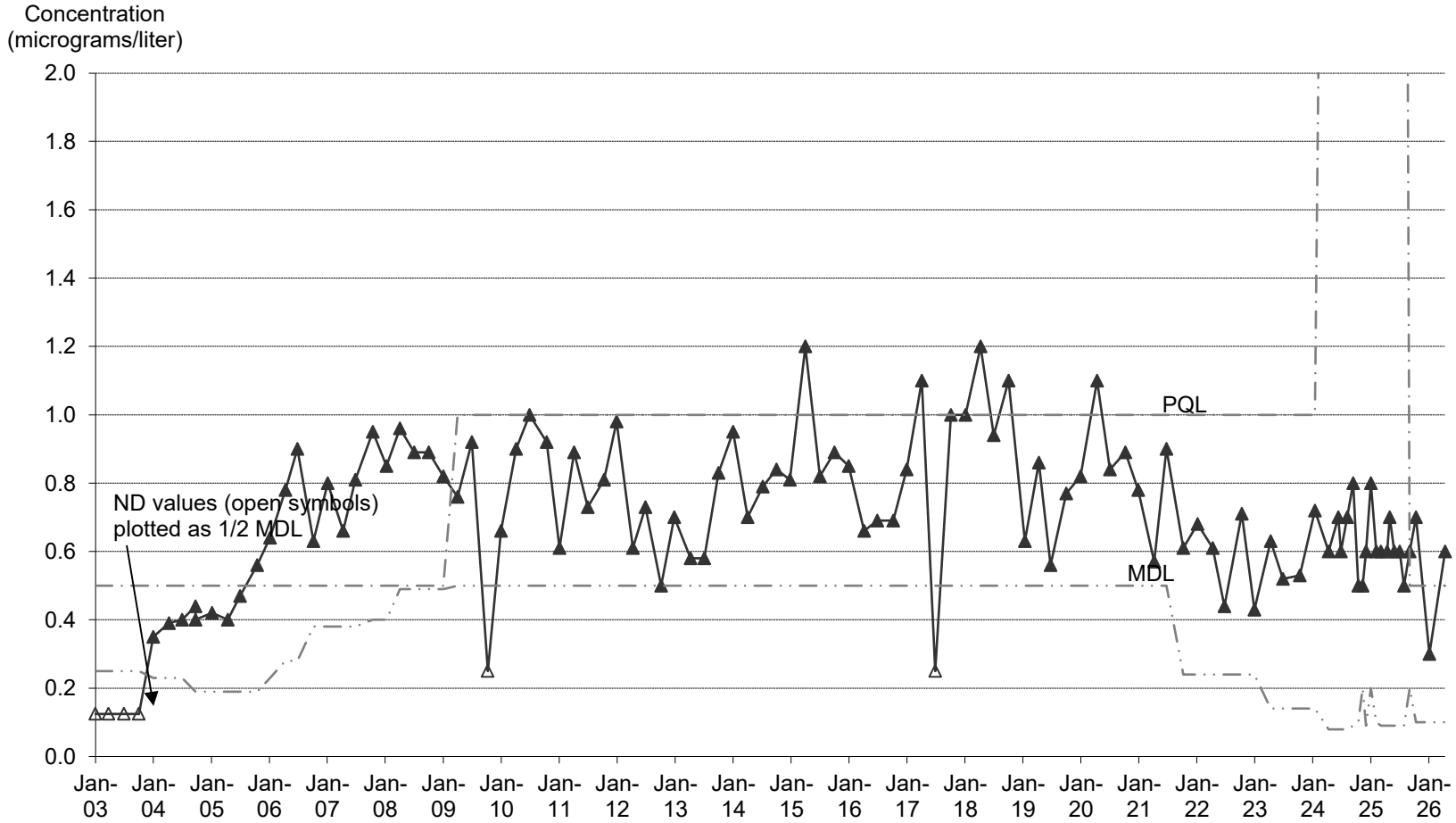

**Figure E-4**
**Trichloroethene (TCE)**
**Well DW-16**
**Time Series Plot**

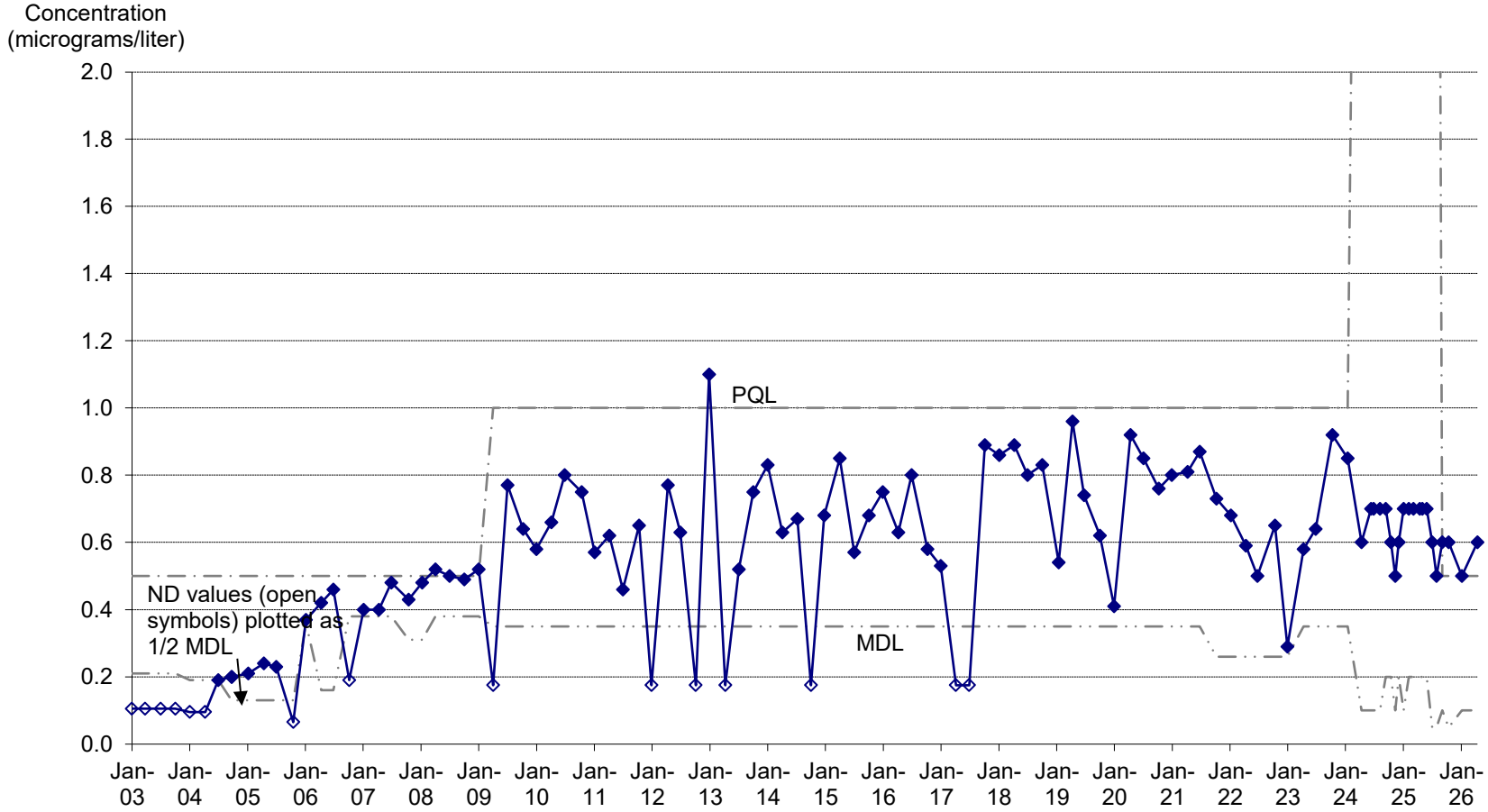

**Figure E-5**
**VOCs Detected**
**Well DW-1**
**Time Series Plot**

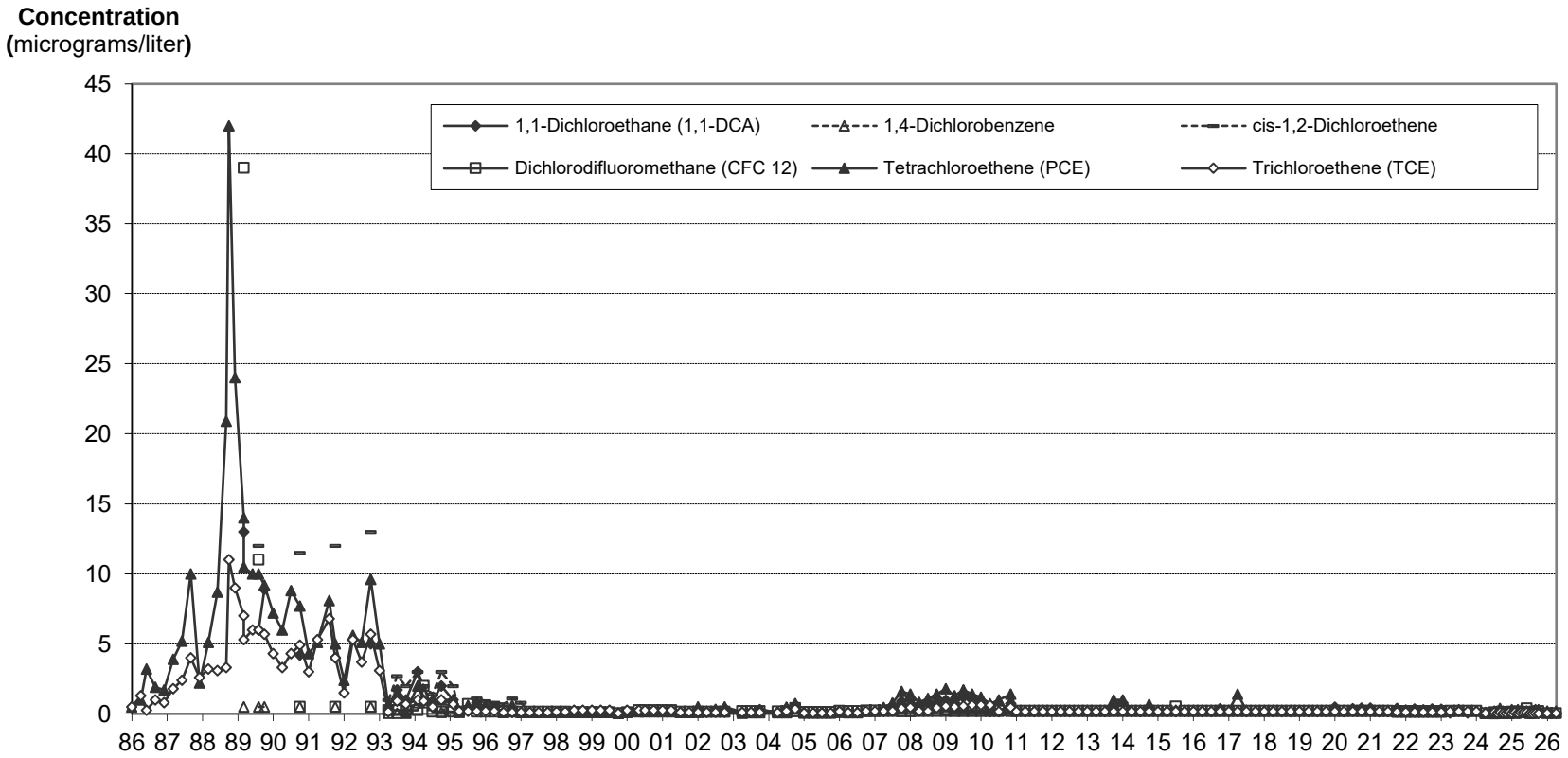

**Figure E-6**
**Dichlorodifluoromethane (CFC 12)**
**Well DW-1**
**Time Series Plot**

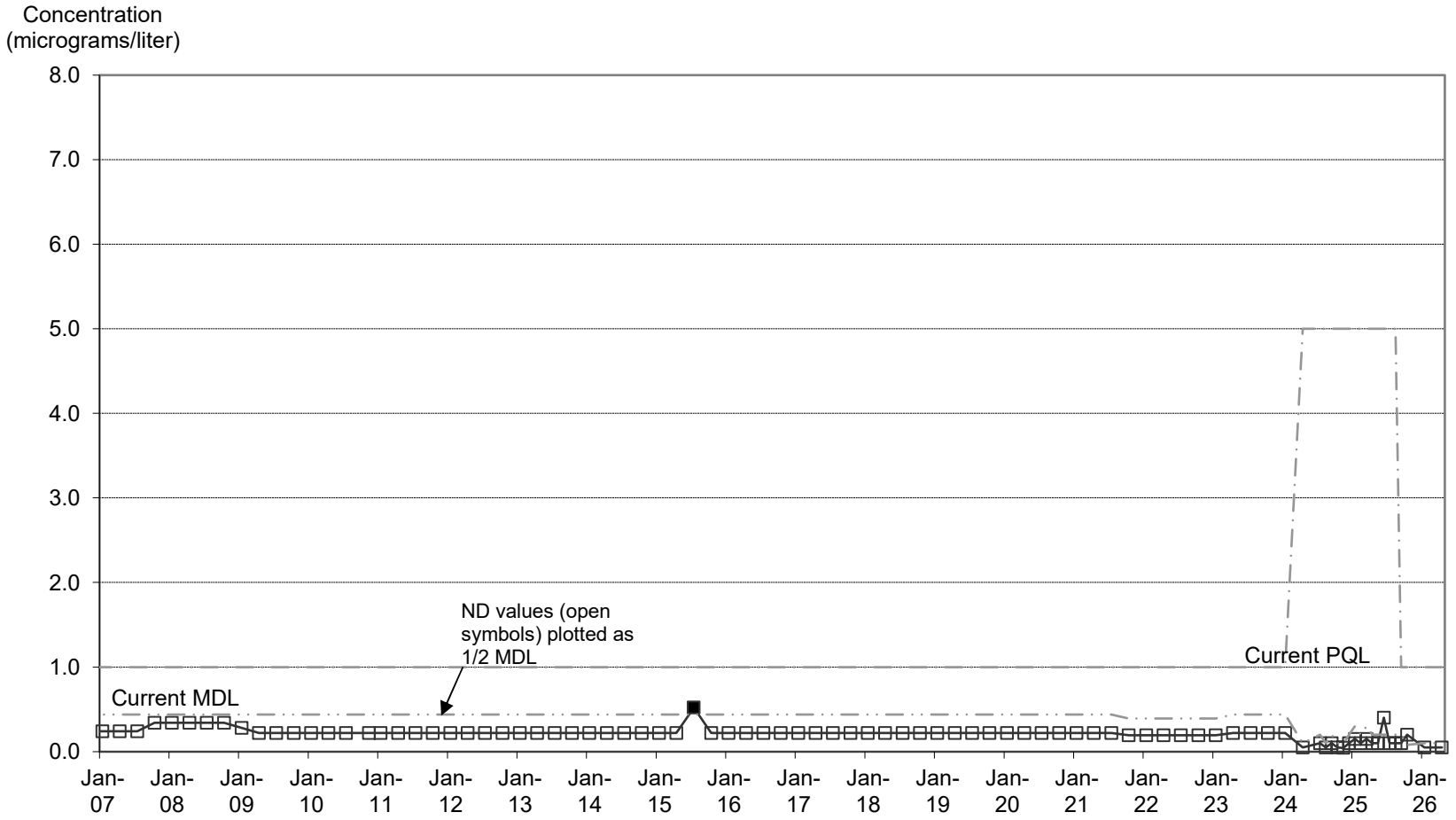

**Figure E-7**
**1,1-Dichloroethane (1,1-DCA)**
**Well DW-1**
**Time Series Plot**

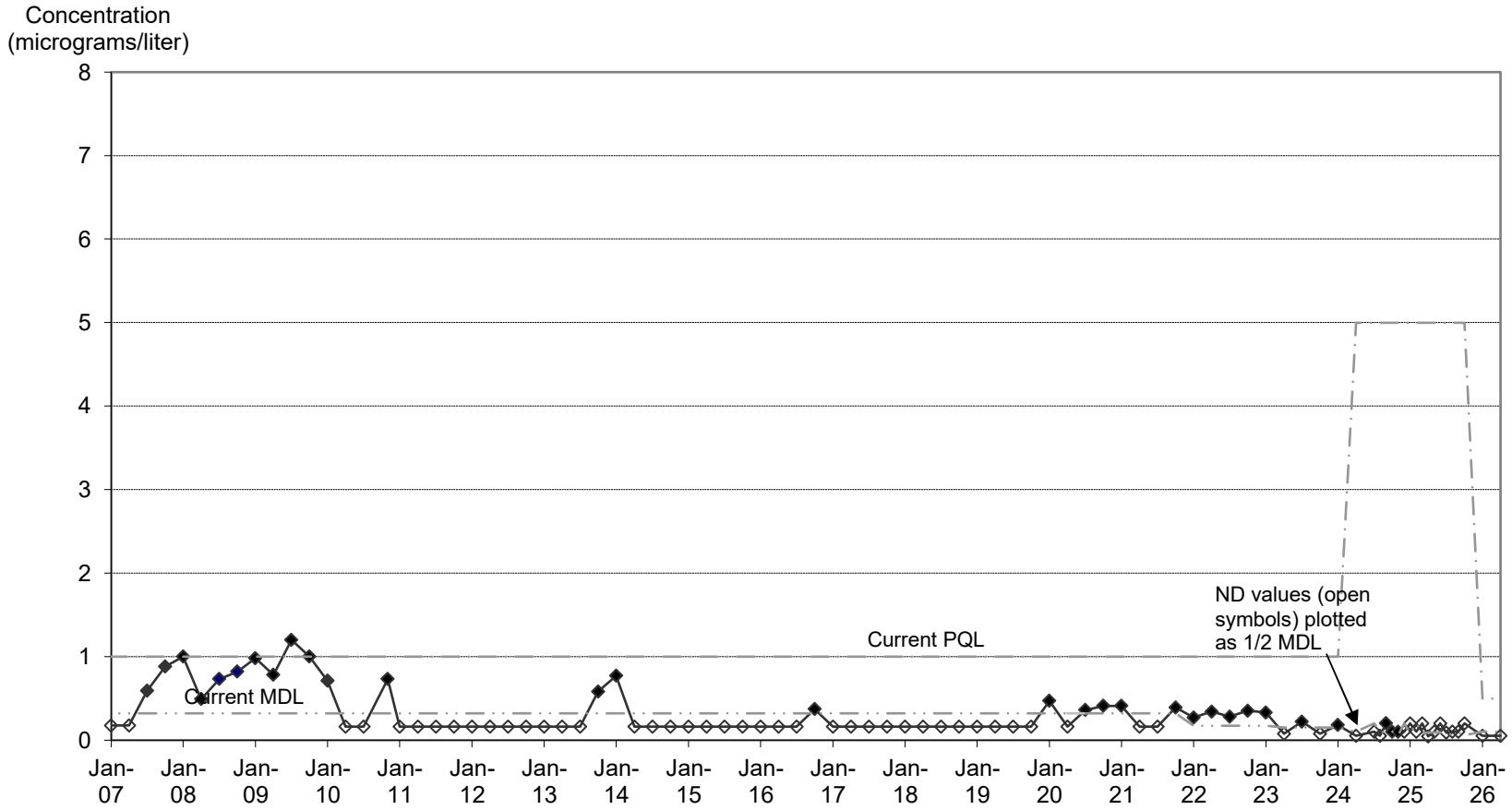

**Figure E-8**
**Tetrachloroethene (PCE)**
**Well DW-1**
**Time Series Plot**

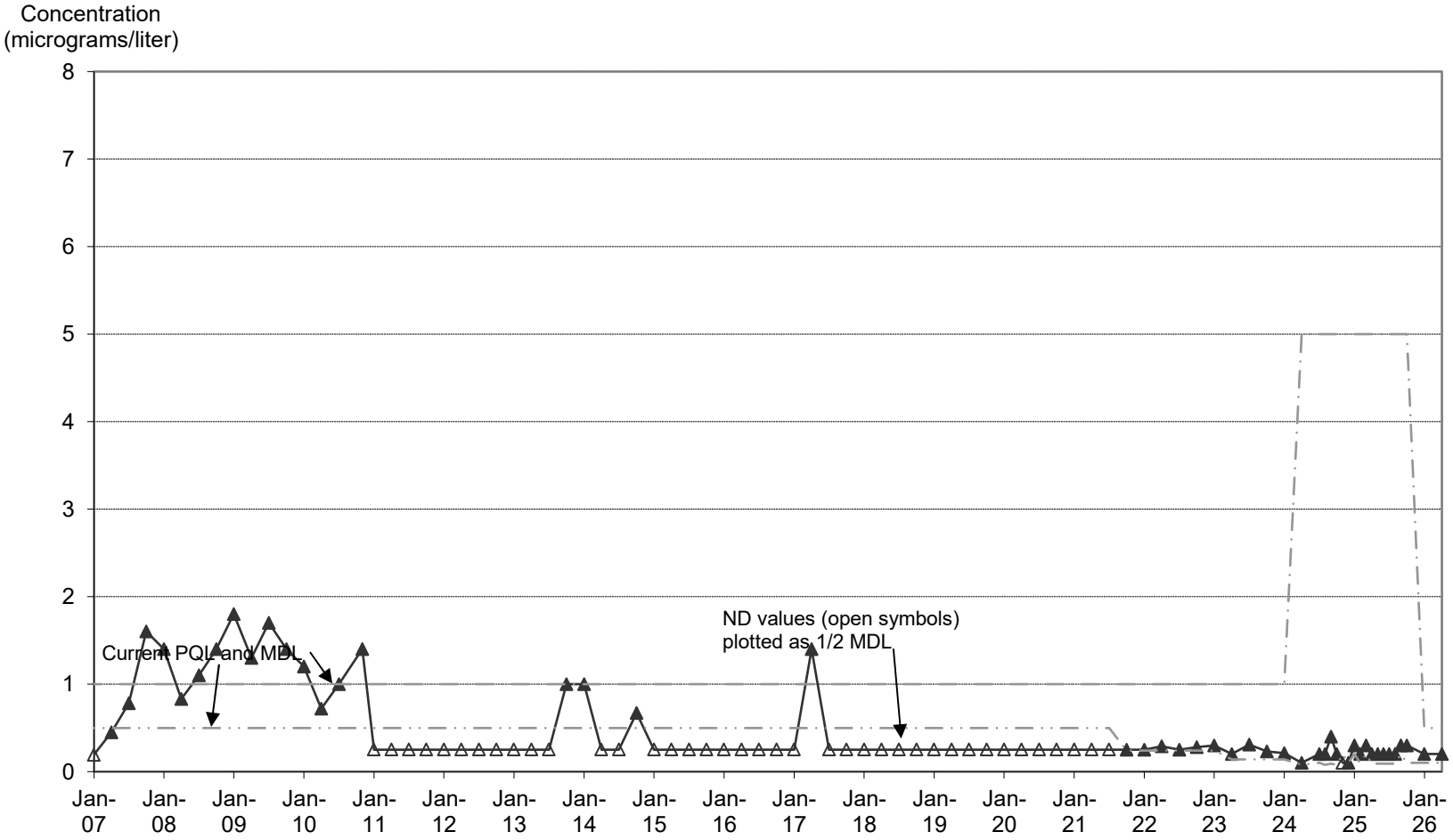

**Figure E-9**
**Trichloroethene (TCE)**
**Well DW-1**
**Time Series Plot**

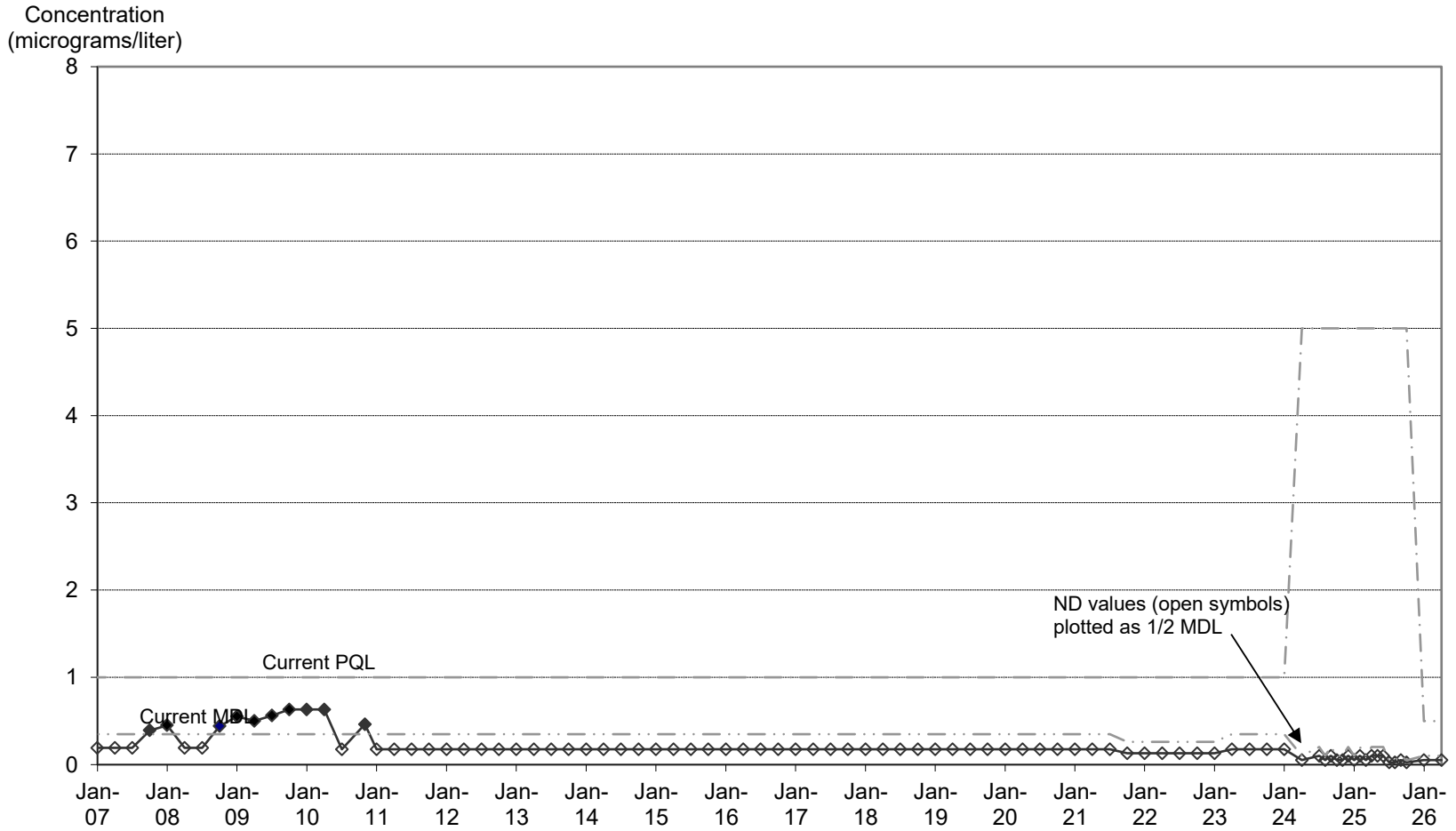

**Figure E-10**
**1,4-Dichlorobenzene**
**Well DW-1**
**Time Series Plot**

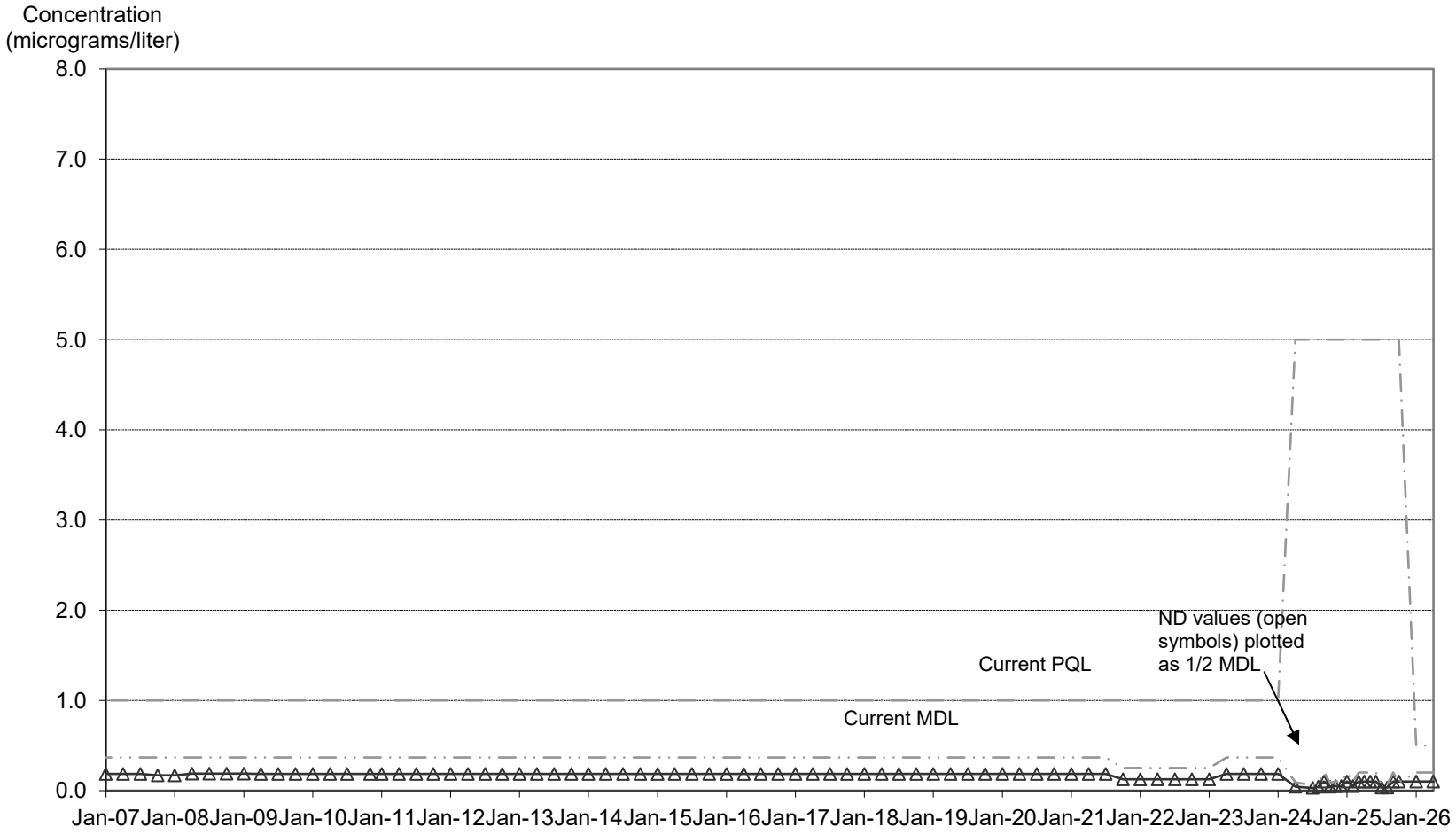

**Figure E-11**
**cis-1,2-Dichloroethene**
**Well DW-1**
**Time Series Plot**

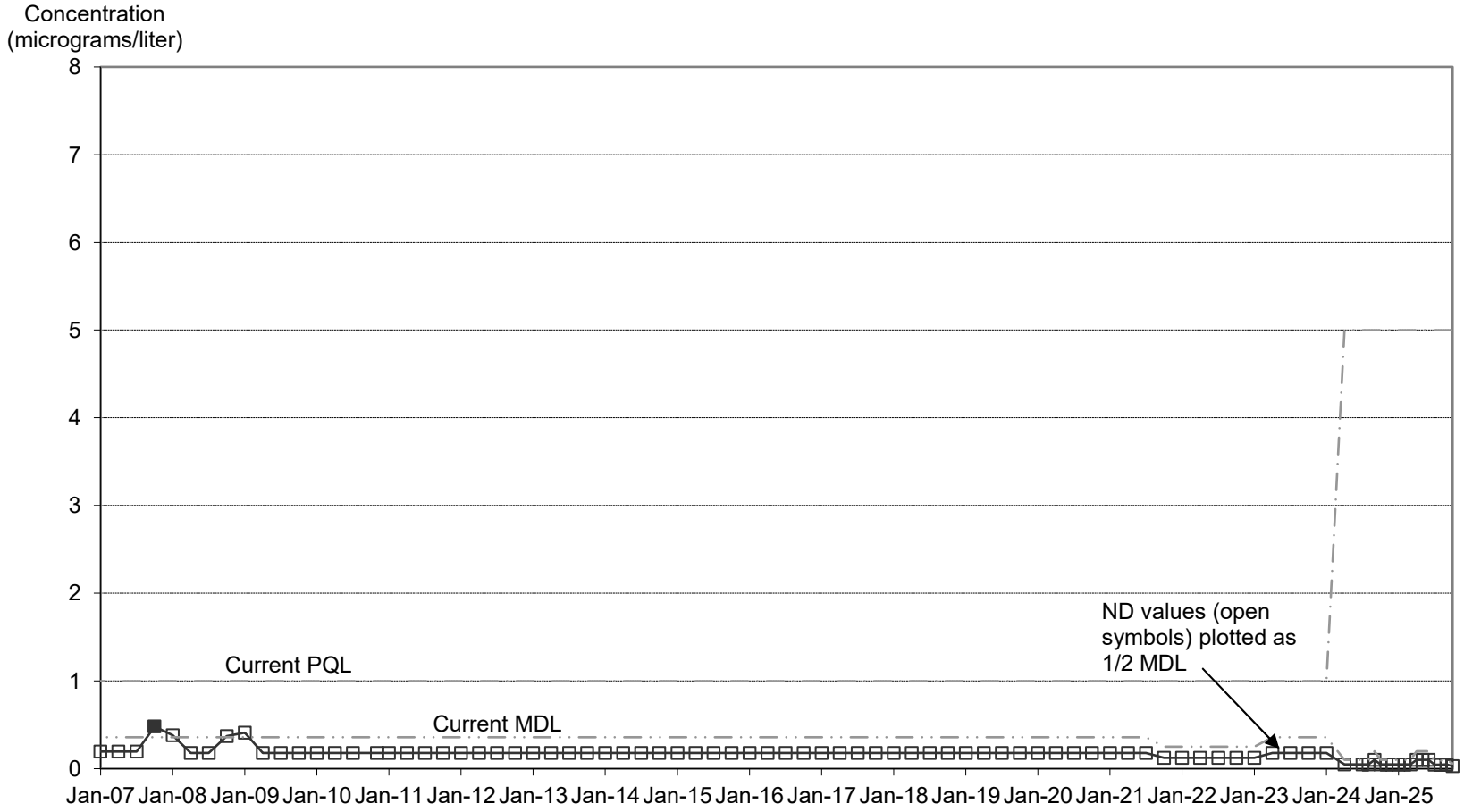

**Figure E-12**
**VOCs Detected**
**Well DW-3**
**Time Series Plot**

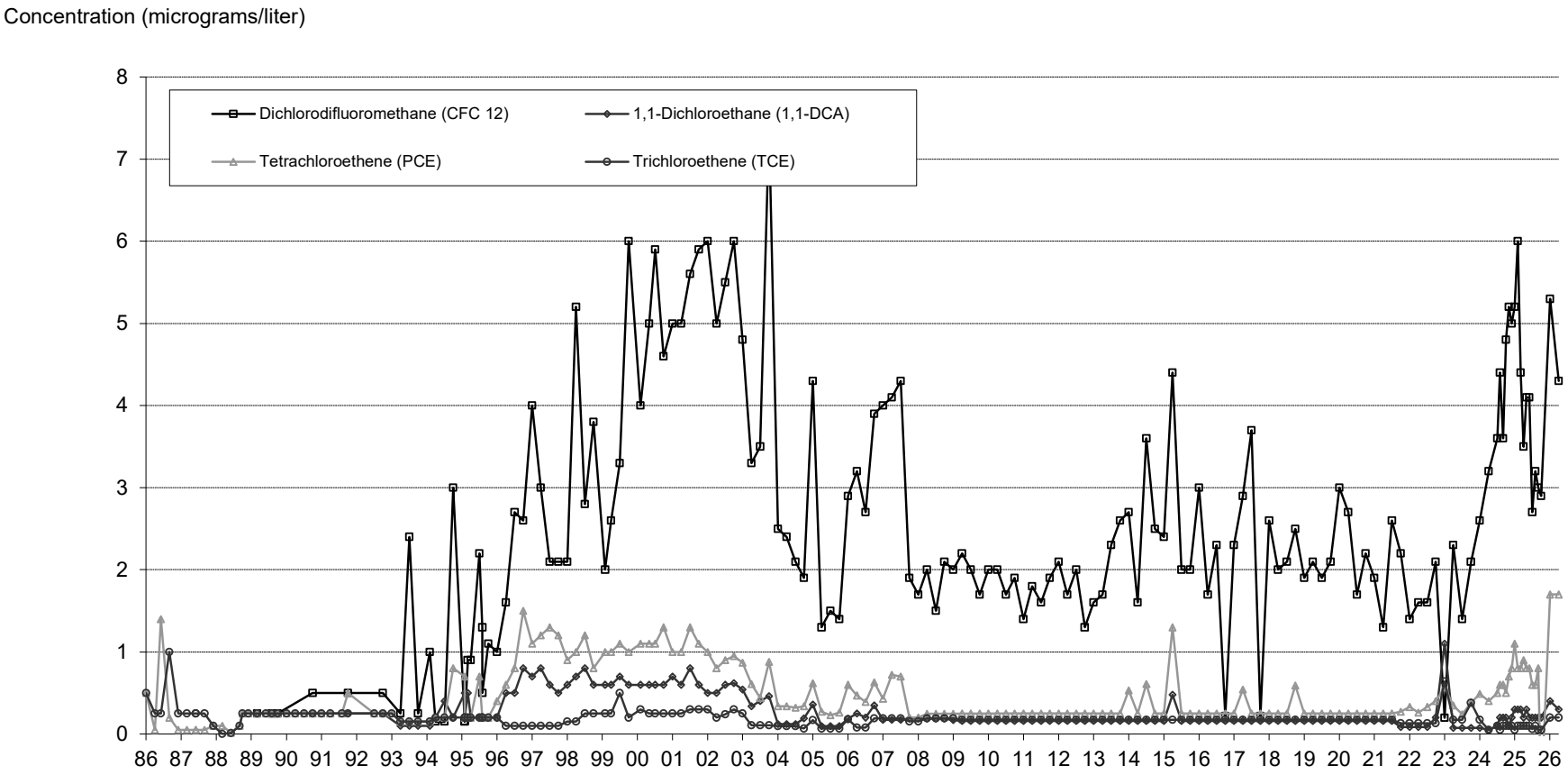

**Figure E-13**
**Dichlorodifluoromethane (CFC 12)**
**Well DW-3**
**Time Series Plot**

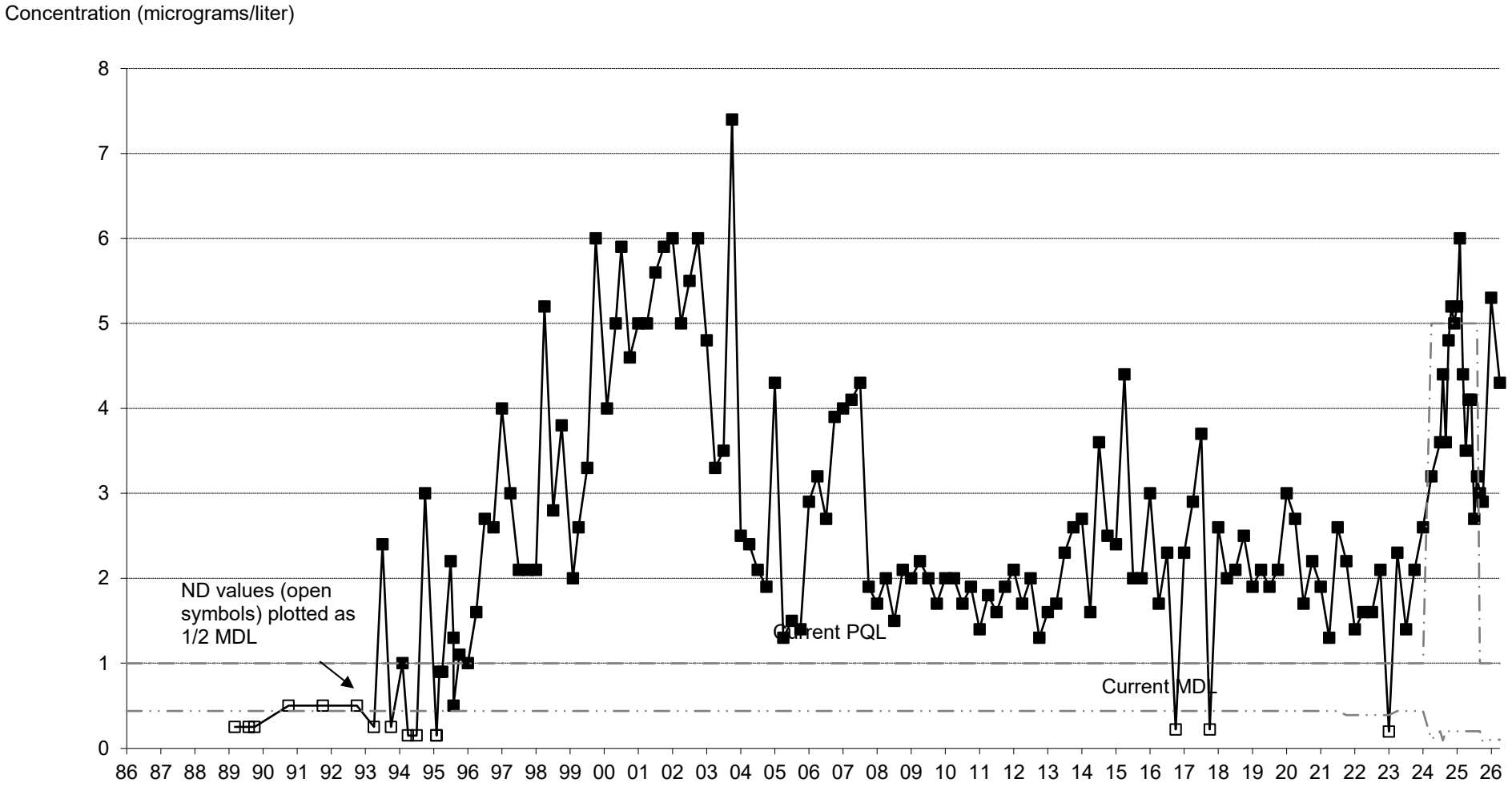

**Figure E-14**
**1,1-Dichloroethane (1,1-DCA)**
**Well DW-3**
**Time Series Plot**

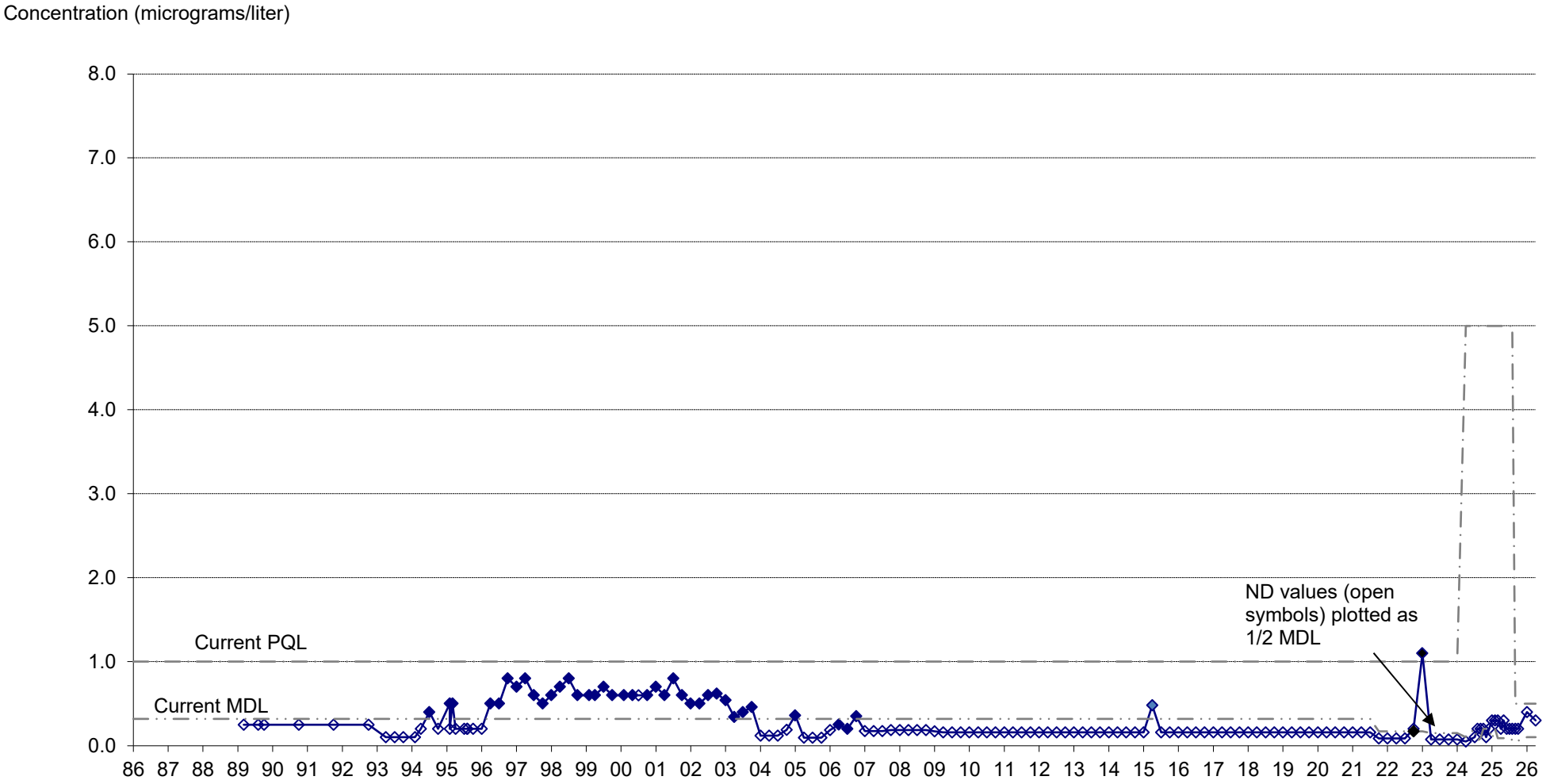

**Figure E-15**
**Tetrachloroethene (PCE)**
**Well DW-3**
**Time Series Plot**

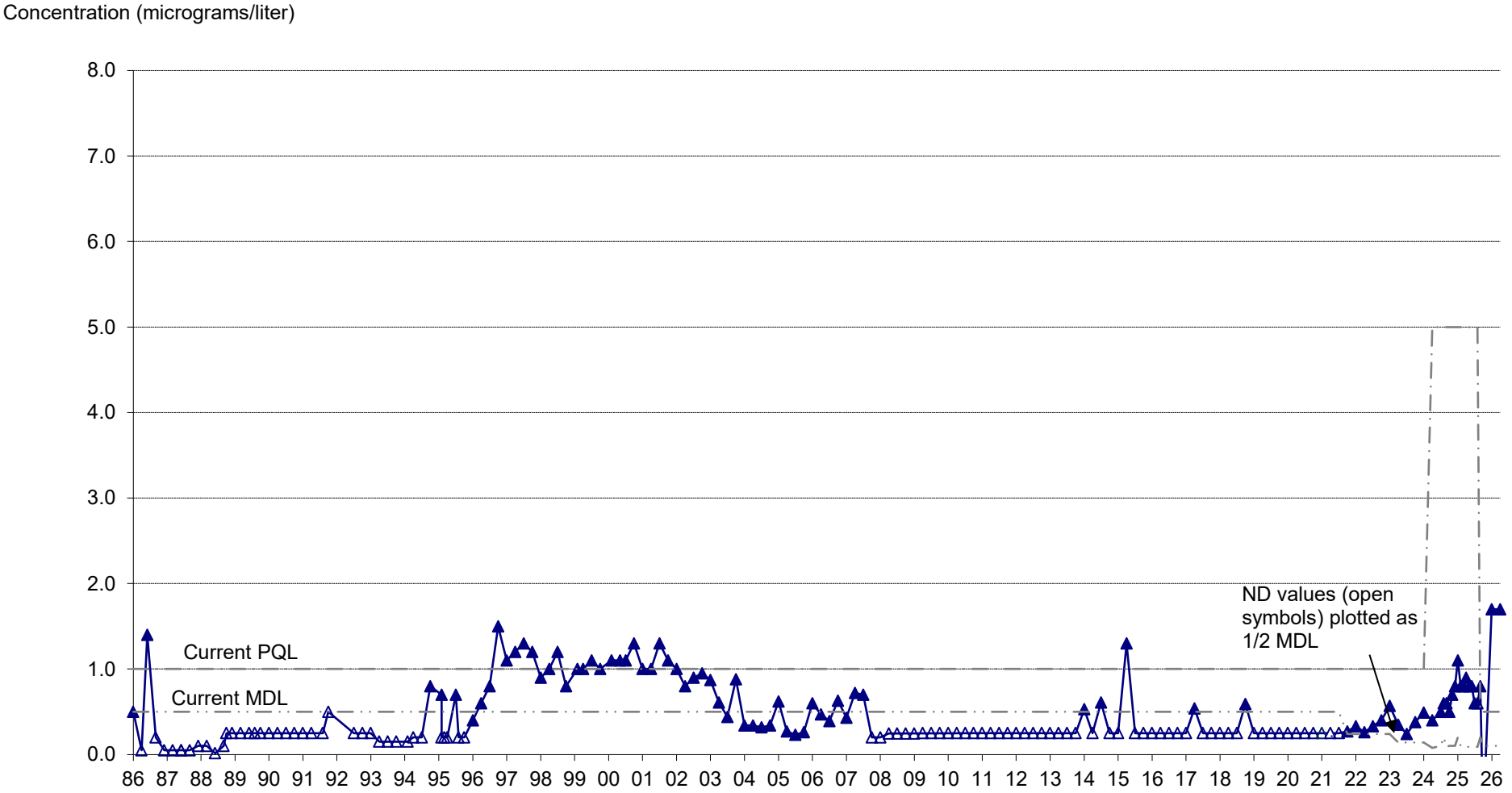

**Figure E-16**
**Trichloroethene (TCE)**
**Well DW-3**
**Time Series Plot**

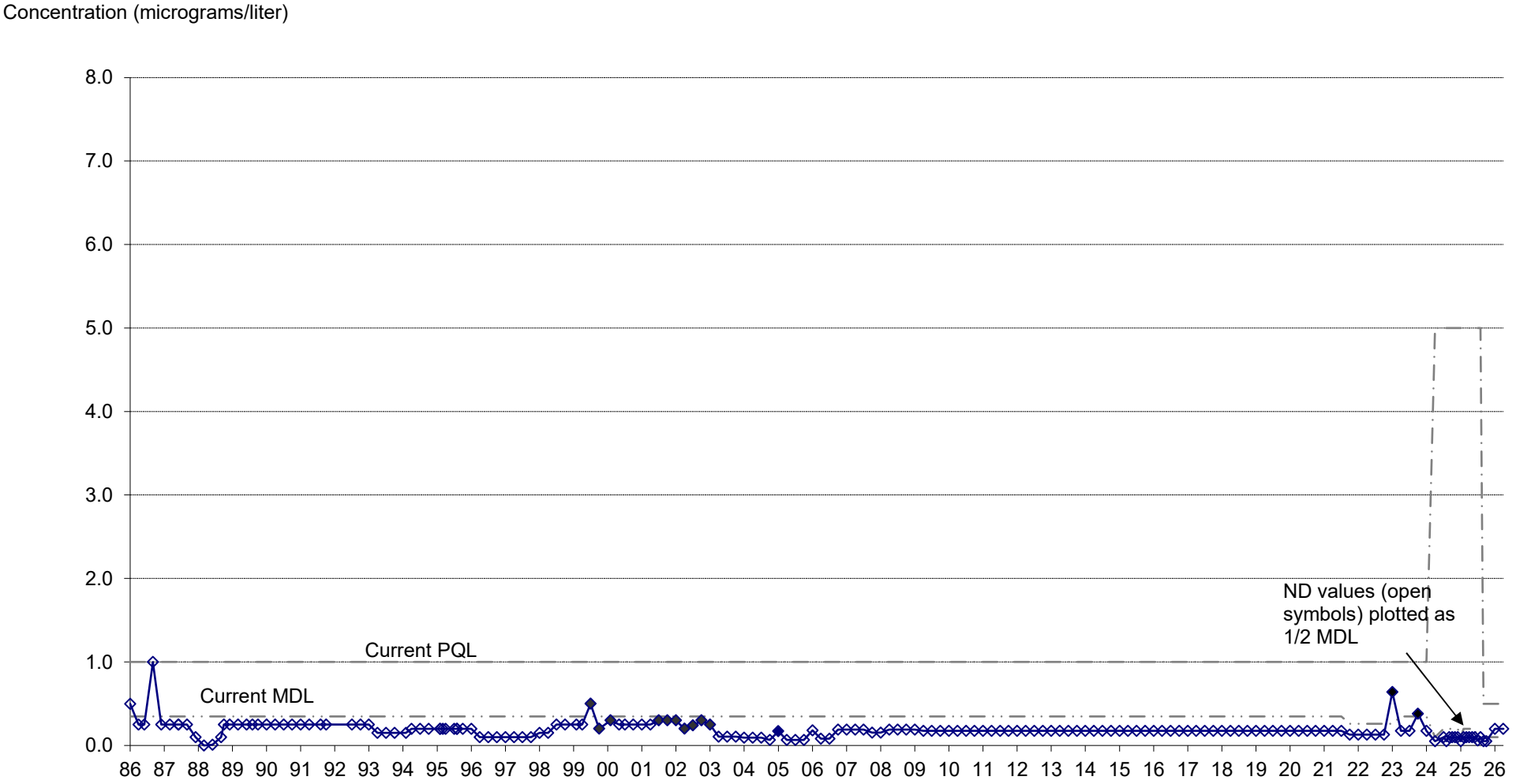

**APPENDIX F**

# LANDFILL GAS MONITORING REPORTS

CHIQUITA CANYON
*A Waste Connections Company*

February 8, 2026

Mr. Jack Chen
South Coast Air Quality Management District
21865 E. Copley Dr.
Diamond Bar, CA 91765

RE: Chiquita Canyon Landfill Rule 1150.1
Quarterly Report – October, November, December 2025

Dear Mr. Chen,

Please see the enclosed copy of the Q4-2025 Rule 1150.1 Quarterly Monitoring Report for Chiquita Canyon Landfill. Do not hesitate to contact me anytime at 661-812-5846 if you have any questions.

Sincerely,

Kevin Green
District Manager

# CHIQUITA CANYON LANDFILL
# RULE 1150.1 QUARTERLY MONITORING AND QA/QC REPORTS
# OCTOBER-NOVEMBER-DECEMBER 2025

**Submitted to:**

South Coast Air Quality Management District
*the clean air people*

**21865 East Copley Drive**
**Diamond Bar, California 91765**

**Submitted by:**

**CHIQUITA CANYON LANDFILL**
**29201 Henry Mayo Drive**
**Castaic, California 91384**

**Prepared by:**

RES Environmental Inc.

**865 Via Lata**
**Colton, California 92324**

**February 2026**

# CHIQUITA CANYON LANDFILL
# RULE 1150.1 QUARTERLY MONITORING REPORT
# OCTOBER - NOVEMBER - DECEMBER – 2025
# TABLE OF CONTENTS


| | | Page |
|---|---|---|
| **INTRODUCTION** | | 1-2 |
| **MONITORING RESULTS** | | |
| | Instantaneous Surface Monitoring Program | 3-5 |
| | Integrated Surface Sampling Program | 5-8 |
| | Ambient Air Sampling Program | 8-9 |
| | Landfill Gas Sampling Program | 9 |
| | Rule 431.1 Sampling and Results | 9-10 |
| | Perimeter Probe Sampling Program | 10-12 |


## TABLES


| Table | | |
|---|---|---|
| 1 | Instantaneous Monitoring Analysis (October, November, & December) | 13-45 |
| 2 | Integrated Surface Sampling Summary Analysis (October, November, & December) | 46-83 |
| 3 | Integrated Surface Sampling Analysis | 84-108 |
| 4 | Ambient Air Sampling Results | 109-111 |
| 5 | One Day Ambient Air Wind Rose | 112-115 |
| 6 | Landfill Gas Sampling Results | 116-120 |
| 7 | Perimeter Probe Monitoring (October, November, & December) | 121-132 |
| 8 | Probe Analysis | 133-138 |
| 9 | Chiquita Canyon Landfill Probe Readings (SCS) | 139-182 |
| 10 | Sox Emissions for 2025 | 183-188 |

# CHIQUITA CANYON LANDFILL
# RULE 1150.1 QUARTERLY MONITORING REPORT
# OCTOBER - NOVEMBER - DECEMBER – 2025
# TABLE OF CONTENTS
**(Continued)**

## EXHIBITS


| Exhibit | | Page |
|---|---|---|
| I | Rule 1150.1 Site Monitoring Maps | 189 |
| II | Instantaneous Grids over 500 ppm Map (October, November, & December) | 190-198 |
| II | Instantaneous Grids over 200-499 ppm Map (October, November, & December) | 199-207 |
| II | Grids over 25 ppm Integrated Monitoring Map (October, November, & December) | 208-216 |

**CHIQUI-TA CANYON**
**LANDFILL**

**RULE 1150.1 QUARTERLY MONITORING REPORT**
**October – November - December 2025**

## INTRODUCTION

On May 5, 2011, a Rule 1150.1 Alternative Compliance Plan (ACP) for Chiquita Canyon Landfill was submitted to the South Coast Air Quality Management District (SCAQMD) in order to request alternatives to the new monitoring and reporting requirements in the amended Rule 1150.1. In March 2018, the Alternate Rule 1150.1 Compliance Plan for Chiquita Canyon Landfill was finalized and approved. In the final compliance plan, the request for Quarterly Integrated Surface Sampling was not approved and Monthly Integrated Surface Sampling was set in place. From March 2018 to the end of September 2019, Quarterly Integrated Surface Sampling continued to be performed. In September 2019, SCAQMD staff questioned whether Chiquita Canyon Landfill staff should be monitored monthly, and starting in October 2019, Monthly Integrated Surface Sampling was performed per the Rule 1150.1 monitoring permit. The ACP monitoring program dated March 8, 2018 includes the following schedule:

- Monthly Instantaneous Surface Monitoring
- Monthly Integrated Surface Sampling
- Quarterly Ambient Air Monitoring
- Monthly Perimeter Gas Probe Monitoring
- Quarterly Perimeter Probe Sampling
- Quarterly Gas Collection System Sampling
- Continuous Wind Speed and Direction Monitoring

Although the ACP only requires quarterly instantaneous surface monitoring and quarterly perimeter gas probe monitoring, Chiquita Canyon Landfill has voluntarily performed the instantaneous surface monitoring and perimeter gas probe monitoring on a monthly basis in order to take a proactive approach to odors, surface emissions, and landfill gas (LFG) migration. This report includes the additional monitoring data, along with the required information and a summary of any rule exceedances, including a discussion of the corrective actions taken.

On February 4, 2023, Chiquita Canyon Landfill submitted an Ex Parte Emergency Variance application to the SCAQMD Hearing Board due to an elevated Total Reduced Sulfur Concentration in the gas system. Chiquita Canyon Landfill was granted an Emergency Variance

on February 8, 2023. An Interim Variance was approved on February 15, 2023, and the Regular Variance was approved on May 3, 2023. On September 6, 2023, a hearing on a Stipulated Order for Abatement (SOFA) was held pursuant to provisions of California Health and Safety Code 40823 and 42451(a) and District Rule 812. The SOFA was modified on January 17, 2024, March 21, 2024, April 24, 2024, August 27, 2024, November 13, 2024, April 16, 2025, June 24, 2025, and December 9, 2025. Sampling and monitoring conditions of the Abatement Order include weekly colorimetric tube tests for hydrogen sulfide and weekly analytical flare samples for SCAQMD Method 307.91 (reduced sulfur compounds). The site still has to follow Rule 431.1 AMP and because concentrations are above the limits, the site has to monitor/sample daily. Integrated surface sampling is performed at least three times per month, no more than once every 7 days; instantaneous surface monitoring is performed at least three times per month, no more than once every 7 days; cover inspections are performed daily. The site will continue investigations underlining reaction and odor impacts.

Landfill grids were revised in the first quarter of the 2000 Rule 1150.1 compliance report. Originally, the surface of the disposal area was divided into 81, 50,000 square foot sections. Effective April 1, 2000, monitoring grids were increased to 159 50,000 square foot sections. The grid increase was due to a submittal by the Chiquita Canyon Landfill to exempt steep areas of the landfill for testing, which was denied by the SCAQMD. In October 2012, the number of grids increased to 224 due to expansion of landfill operations. On February 23, 2024, the number of grids increased to 253, due to expansion of landfill operations with Cell 6. These numbered monitoring grids are indicated on the Rule 1150.1 site monitoring map in Exhibit I. The protocol and quality control procedures were performed according to the SCAQMD Guidelines for implementation of Rule 1150.1. If elevated concentrations were measured, these conditions were promptly mitigated through system adjustments to the wells or through application and compaction of cover soil.

Meteorological conditions are analyzed daily by RES Environmental, Inc. (RES) with assistance from Chiquita Canyon Staff to schedule sampling tasks on the landfill. Wind direction and wind speeds are recorded continuously throughout the year at a location that represents excellent meteorological exposure to the Chiquita Canyon Landfill. RES is responsible for the implementation of the Rule 1150.1 testing program and the Rule 1150.1 monitoring report. The meteorological station is shown in Exhibit I. Two ambient air samplers are displayed in the same exhibit.

## MONITORING RESULTS

### Instantaneous Surface Monitoring Program

Instantaneous Surface Monitoring (ISM) was performed using procedures and equipment described in the SCAQMD Guidelines for Implementation of Rule 1150.1, consistent with the Chiquita Canyon Landfill compliance plan. Effective July 2020, a portable flame ionization detector (FID) which meets or exceeds all guideline specifications was used to obtain instantaneous measurements of total organic compounds (TOC) concentrations immediately above the surface of 253 numbered grids. While traversing the disposal area, the detector probe was held within three inches of the landfill surface to obtain the readings. A surface inspection was also performed during monitoring to identify potential cracks in the landfill cover.

During the quarterly monitoring period, ISM was conducted across the full site for four (4) events and within the reaction area for five (5) events.

Reaction Area was performed October 9th, 2025, and eighty-eight (88) grids were monitored. There were fifty-one (51) hot spots over 500 ppm and three (3) spots that ranged from 200 ppm - 499 ppm. All hot spots passed initial 10-day recheck on October 17th, 2025.

Reaction Area was performed on October 16th, 2025, and eighty-eight (88) grids were monitored. There were nineteen (19) hot spots over 500 ppm and two (2) spots that ranged from 200 ppm- 499 ppm. All hot spots passed the initial 10-day recheck on October 23rd, 2025.

Full site sweep was performed on October 20th, 21st, and 22nd, 2025 and two hundred and forty-eight (248) grids were monitored. Five (5) grids were not monitored due to active construction. There were sixty-six (66) hot spots over 500 ppm and five (5) spots that ranged from 200 ppm – 499 ppm. All hot spots passed the initial 10-day recheck on October 29th, 2025.

Full site sweep was performed on November 3rd, 4th, and 5th, 2025 and two hundred and fifty-one (251) grids were monitored. Two (2) grids were not monitored due to active construction. There were seventy-seven (77) hot spots over 500 ppm and nine (9) hot spots that ranged from 200 ppm - 499 ppm. All hot spots passed the initial 10-day recheck on November 11th, 2025.

Reaction Area was performed on November 11th and 12th, 2025, and eighty-seven (87) grids were monitored. One (1) grid was not monitored due to active construction. There

were twenty (20) hot spots over 500 ppm and five (1) hot spots that ranged from 200 ppm - 499 ppm. All hot spots passed the initial 10-day recheck on November 19th, 2025.

Full site sweep was performed on November 24th and 25th, 2025 and two hundred and forty-nine (249) grids were monitored. Four (4) grids were not monitored due to active construction. There were twenty-three (23) hot spots over 500 ppm and four (4) spots that ranged from 200 ppm - 400 ppm. All hot spots passed the initial 10-day recheck on December 3rd, 2025.

Full site sweep was performed on December 8th, 9th, and 10th, 2025, and two hundred and forty-three (243) grids were monitored. Ten (10) grids were not monitored due to active construction. There were seventy-two (72) hot spots over 500 ppm and eight (8) spots that ranged from 200 ppm - 499 ppm. All hot spots passed the initial 10-day recheck on December 18th, 2025.

Reaction Area was performed on December 16th, 2025 and eighty-four (84) grids were monitored. Four (4) grids were not monitored due to active construction. There were twenty-five (25) hot spots over 500 ppm and two (2) spot that ranged from 200 ppm - 499 ppm. All hot spots passed the initial 10-day recheck on December 23rd, 2025.

Reaction Area was performed on December 22nd, 2025 and eighty-four (84) grids were monitored. Four (4) grids were not monitored due to active construction. There were seventeen (17) hot spots over 500 ppm and one (1) that ranged from 200 ppm - 499 ppm. All hot spots passed the initial 10-day recheck on December 29th, 2025.

The ISM conducted during the quarter showed three hundred and seventy (370) spots over 500 ppm, measured as methane. One hundred and thirty-six (136) spots were detected in October 2025, one hundred and twenty (120) spots were detected in November 2025, and one hundred and fourteen (114) spots were detected in December 2025; these spots were re-monitored and cleared within the first or second 10-day period as allowed by the Rule 1150.1 guideline. There were 34 grids that were not monitored due to proximity to active construction. A table has been added showing the original inspection date, re-monitoring date, and remediation method(s) for all grids over 500 ppm.

The ISM conducted during the quarter showed thirty-four (34) spots that ranged from 200 ppm - 499 ppm, measured as methane. Nine (9) spots were detected in October 2025, fourteen (14) spots were detected in November 2025, and eleven (11) spots were detected in December 2025; these spots were re-monitored and cleared within the first or second 10-day period as allowed by the Rule 1150.1 guideline. A table has been added showing the original inspection date, re-monitoring date, and remediation method(s) for all grids that ranged from 200 ppm- 499ppm.

All field sheets, laboratory analysis, chain-of-custody and calibration reports will be maintained and available for five years at the Chiquita Canyon Landfill.

## Integrated Surface Sampling Program (ISS)

Integrated surface sampling (ISS) equipment, field protocol, and Quality Assurance (QA) procedures used in this program were derived from the SCAQMD Guidelines for Implementation of Rule 1150.1, in accordance with the compliance plan for the Chiquita Canyon Landfill. An RES technician sampled each grid using the typical walk pattern and collection rate specified in the guidelines. Each Tedlar bag sample was purged three times with ultra-pure nitrogen and enclosed in a light-sealed box.

In the quarterly monitoring period, ISS was performed on the Full Site for four (4) events and on the Reaction Area for five (5) events.

Reaction Area was performed on October 7th and 8th, 2025, and eighty-eight (88) grids were monitored. There were twelve (12) grids that exceeded 25 ppm during this event. All grids passed the initial 10-day recheck on October 17th, 2025.

Full site sweep was performed on October 13th, 16th, 17th, and 18th, 2025, and two hundred and forty-nine (249) grids were monitored. Four (4) grids were not monitored due to active construction. There were seven (7) grids that exceeded 25 ppm during this event. All grids passed the initial 10-day recheck on October 23rd, 2025.

Full site sweep was performed on October 27th, 30th, and 31st, 2025 and two hundred and fifty-three (253) grids were monitored. There were eighteen (18) grids that exceeded 25 ppm during this event. All grids passed the initial 10-day recheck on November 5th, 2025.

Reaction Area was performed on November 5th and 6th, 2025, and eighty-eight (88) grids were monitored. There were eight (8) grids that exceeded 25 ppm during this event. All grids passed the initial 10-day recheck on November 13th, 2025.

Reaction Area was performed on November 10th and 11th, 2025 and eighty-eight (88) grids were monitored. There were three (3) grids that exceeded 25 ppm during this event. All grids passed the initial 10-day recheck on November 20th, 2025.

Full site sweep was performed on November 18th, 19th, and 20th, 2025 and two hundred and forty-nine (249) grids were monitored. Four (4) grids were not monitored due to active

construction. There were five (5) grids that exceeded 25 ppm during this event. All grids passed the initial 10-day recheck on November 25th, 2025.

Full site sweep was performed on December 1st, 2nd, 3rd, and 4th, 2025, and two hundred and forty-two (242) grids were monitored. Eleven (11) grids were not monitored due to active construction. There were three (3) grids that exceeded 25 ppm during this event. All grids passed the initial 10-day recheck on December 10th, 2025.

Reaction Area was performed on December 10th and 11th, 2025, and eighty-four (84) grids were monitored. Four (4) grids were not monitored due to active construction. There were three (3) grids that exceeded 25 ppm during this event. All grids passed the initial 10-day recheck on December 18th, 2025.

Reaction Area was performed on December 15th and 16th, 2025, and eighty-four (84) grids were monitored. Four (4) grids were not monitored due to active construction. There were seventeen (17) grids that exceeded 25 ppm during this event. All grids passed the initial 10-day recheck on December 23rd, 2025.

The Integrated Surface Sampling conducted in October, November, and December, 2025 produced seventy-five (75) total grids over 25 ppm.

- October 2025 monitoring reported thirty-seven (37) grids.
- November 2025 monitoring reported fifteen (15) grids.
- December 2025 monitoring reported twenty-three (23) grids.

During the 4th Quarter 2025, a total of twenty-four (24) grids were sent to the Lab.

Nine (9) grids in October 2025; three (3) grids on October 7th, 2025, three (3) grids on October 15th, 2025, and three (3) grids on October 27th, 2025.

Seven (7) grids in November 2025; three (3) grids on November 5th, 2025, two (2) grids on November 11th, 2025, and two (2) grids on November 19th, 2025.

Eight (8) grids in December 2025; three (3) grids on December 1st, 2025, two (2) grids on December 11th, 2025, three (3) grids on December 15th, 2025.

Wind monitoring data recorded at the onsite wind station were reduced to calculate 10-minute average wind speeds for periods when sampling was performed. Each integrated grid sample was collected over a continuous 25-minute period. Based on the 10-minute averages, none of the overall average wind speeds exceeded 10 mph during the 25-minute sampling periods.

Three were selected (Grids 82, 53, and 152) and analyzed for group compounds on October 8th, 2025. Reported methane concentrations in Grid 82 was 45.3 $ppm_v$, 53 was 40.5 $ppm_v$,, 152 was 34.8 $ppm_v$, respectively.

Three samples were selected (Grids 148, 76, and 152) and analyzed for group compounds on October 14th, 2025. Reported methane concentrations in Grid 148 was 62.8 $ppm_v$, 76 was 30.1 $ppm_v$, 152 was 124 $ppm_v$, respectively.

Three samples were selected (Grids 158, 148, and 157) and analyzed for group compounds on October 28th, 2025. Reported methane concentrations in Grid 158 was 60.0 $ppm_v$, 148 was 28.9 $ppm_v$, 157 was 68.7 $ppm_v$, respectively.

Three samples were selected (Grids 53, 148, and 66) and analyzed for group compounds on November 6th, 2025. Reported methane concentrations in Grid 53 was 61.9 $ppm_v$, 148 was 56.9 $ppm_v$, and 66 was 38.1 $ppm_v$, respectively.

Two samples were selected (Grids 212 and 215) and analyzed for group compounds on November 12th, 2025. Reported methane concentrations in Grid 212 was 51.5 $ppm_v$, and 215 was 33.0 $ppm_v$, respectively.

Two samples were selected (Grids 37 and 33) and analyzed for group compounds on November 20th, 2025. Reported methane concentrations in Grid 37 was 36.9 $ppm_v$, and 33 was 28.0 $ppm_v$, respectively.

Three samples were selected (Grids 153, 178, and 187) and analyzed for group compounds on September 2, 2025. Reported methane concentrations in Grid 153 was 78.0 $ppm_v$, 178 was 55.2 $ppm_v$, and 187 was 44.9 $ppm_v$, respectively.

Three samples were selected (Grids 234, 235, and 236) and analyzed for group compounds on December 2nd, 2025. Reported methane concentrations in Grid 234 was 12.9 $ppm_v$, 235 was 27.9 $ppm_v$, and 236 was 12.2 $ppm_v$, respectively.

Two samples were selected (Grids 208 and 215) and analyzed for group compounds on December 12th, 2025. Reported methane concentrations in Grid 208 was 17.2 $ppm_v$, and 215 was 50.0 $ppm_v$, respectively.

Three samples were selected (Grids 145, 88, and 66) and analyzed for group compounds on December 16th, 2025. Reported methane concentrations in Grid 145 was 56.6 $ppm_v$, 88 was 32.9 $ppm_v$, and 66 was 64.6 $ppm_v$, respectively.

Analyses were performed within 72 hours after sampling was conducted. The ISS results are summarized in Table 2. The core group analytical results on the two selected grids are presented in Table 3. Complete laboratory reports, tabulated wind speed summaries, and QA documentation will be maintained and available for five years at the Chiquita Canyon Landfill.

**Ambient Air Sampling Program**

The ambient air sampling program was designed in accordance with the Guidelines for Implementation of Rule 1150.1 and the compliance plan requirements issued by the SCAQMD. All procedures and equipment used in the program are consistent with guideline specifications. The revised Chiquita Canyon Landfill compliance plan requires the collection of four (4) 12-hour samples located at the landfill perimeter. These 12-hour samples (two each) are representative of the predominant up slope and down slope wind flow patterns during each 12-hour time periods. These two sampling stations are contained in Exhibit I.

These locations were selected based upon evaluation of current and historic wind monitoring data collected on site. Sampling stations are positioned to provide good meteorological exposure to the predominant up slope flows and anticipated nighttime local air drainage patterns typically encountered at this site.

Ambient air samplers used at the Chiquita Canyon Landfill were constructed, installed, and operated to meet SCAQMD design criteria and performance specifications published in the Rule 1150.1 guidelines. Light-sealed boxes containing individual 10-liter Tedlar sample bags were housed within each sampling station enclosure. The quarterly Ambient Air Monitoring Program was initiated on October 9th, 2025. Samples were collected over a period of 12 consecutive hours, with a start/stop time of approximately 9:00 A.M. to 9:00 P.M. and 9:00 P.M. to 9:00 A.M. the next day. After collection, the air samples were delivered to the AtmAA Laboratory to be analyzed for concentrations of methane, total TGNMOs, and core group compounds. Analyses were performed within 72 hours after sampling was concluded.

The concentrations of Rule 1150.1 core group compounds reported for each ambient air sample are presented in Table 4. A 24-hour wind rose is illustrated in Table 5. The complete analytical reports, hourly wind speed and direction summaries and QA records for the ambient air sampling program will be preserved for reviewing at a minimum of five years at the Chiquita Canyon Landfill.

Four samples were selected (AA-1, AA-2, AA-3, and AA-4) and analyzed for group compounds on October 9th, 2025. Reported methane concentrations in AA-1 was 1.43 $ppm_v$, AA-2 was 1.37 $ppm_v$, AA-3 was 2.17 $ppm_v$, and AA-4 was 1.98 $ppm_v$.

## Landfill Gas Sampling Program

During the fourth quarter (October, November, and December 2025) one Landfill gas sample was taken from the main gas transmission header line entering the Flare on December 18, 2025. Using the direct-pump procedure described in EPA Method 25, the gas sample for the month was collected into a 10-liter Tedlar bag over a continuous 10-minute period. The Landfill gas sample was submitted to the AtmAA Laboratory to be analyzed for methane, total TGNMOs and Rule 1150.1 core group components, as well as fixed gases (oxygen, nitrogen and carbon dioxide). The laboratory results reported that the composite landfill gas sample contained methane at a concentration of 26.15 percent by volume in September 2025. Results of the core group compound analysis for landfill gas are reported in Table 6. QA documentation and analytical reports for this quarterly monitoring event will be preserved for reviewing for five years at the Chiquita Canyon Landfill.

## Rule 431.1 Sampling and Results

In accordance with Chiquita Canyon Landfill's Rule 431.1 Alternative Monitoring Plan, colorimetric tube samples for $H_2S$ are taken and recorded daily from Flare 1. In addition, gas samples are collected from Flare 1 quarterly and analyzed for $H_2S$ by AtmAA Laboratory. The gas sample for fourth quarter 2025 was collected on December 18th, 2025. The results of the analysis for $H_2S$ are:

- Flare 1: 6.31 $ppm_v$

The level of $H_2S$ detected on December 18th, 2025 at Flare 1 was 6.31 $ppm_v$; therefore Tier IV sampling was initiated. Drager Tube monitoring was performed for $H_2S$ on October 22nd, 2025, and the results was 15 $ppm_v$. Drager Tube monitoring was performed on November 11th, 2025, and the results was 10 $ppm_v$. Drager Tube monitoring was performed on December 18th, 2025, and the results was 5 $ppm_v$. Sampling and analysis are currently being performed for $H_2S$ at Flare 1 as required by the sites Rule 431.1 permit.

| CHIQUITA CANYON LANDFILL<br>4th QUARTER 2025 Flare $H_2S$ RESULTS | | | | |
|---|---|---|---|---|
| **DATE** | **H2S** | **UNITS** | **SAMPLE TYPE** | **TIER** |
| 10-22-25 | 15 | PPMv | Drager Tube | Start Tier IV |
| 11-11-25 | 10 | PPMv | Drager Tube | Start Tier IV |
| 12-18-25 | 5 | PPMv | Drager Tube | Start Tier IV |
| 12-18-25 | 6.31 | PPMv | Laboratory | Start Tier IV |

Due to the SOFA, additional daily Drager Tube and SCAQMD Method 307.91 sampling results were required. These results are included in the monthly SOFA reports submitted to the SCAQMD.

**Perimeter Probe Sampling Program**

The existing perimeter gas migration monitoring network used for Rule 1150.1 compliance at the Chiquita Canyon Landfill consists of 14 multiple-depth probes located along the perimeter of the landfill, as indicated in the Rule 1150.1 site monitoring map in Exhibit I.

An approved portable gas monitoring instrument was used to measure the concentration of TOC's expressed as $ppm_v$ of methane by volume, within each probe casing. The fourth quarter 2025 probe monitoring events were conducted on October 22nd, November 11th, and December 22nd. Title 27 probe monitoring was completed on November 11th and 12th.

October 22nd, 2025 **(1150.1)** perimeter probe monitoring event produced one (1) probe over 5% methane. GP-13; depth 58 feet showed 11.2% methane, depth 87 feet showed 8.6% methane. **(1150.1)** The 1st 10 day re-monitoring for October was done on October 31st, 2025, for probe number GP-13; depth 58 feet showed 2.2% methane, depth 87 feet showed 5.2% methane. The 2nd 10-Day re-monitoring for the October **(1150.1)** event was done on November 11th, 2025, for probe number GP-13; depth 87 feet showed 5.6% methane.

November 11th, 2025 **(1150.1)** perimeter probe monitoring event produced no probes over 5% methane.

November 11th and 12th, 2025 **(Title 27)** perimeter probe monitoring event produced one (1) probe over 5% methane. GP-15; depth 40 feet showed 8.3% methane and depth 60 feet showed 18.8% methane. The 1st 10-Day re-monitoring for the November 11th and 12th, 2025 **(Title 27)** event was done on November 21st, 2025, for probe number GP-15; depth 40 feet showed 8.4% methane and depth feet 60 showed 19.2% methane. The 2nd 10-Day re-monitoring for the November 11th and 12th, 2025 **(Title 27)** event was done on December 1st, 2025, for probe number GP-15; depth 40 feet showed 8.9% methane and depth 60 feet showed 20.0% methane.

December 22nd, 2025 **(1150.1)** perimeter probe monitoring event produced no probes over 5% methane.

October 23rd, 2025 **(1150.1)** GP-13 probe monitoring produced 113,100 $ppm_v$ methane at 58 feet, and GP-13 probe monitoring produced 87,400 $ppm_v$ methane at 87 feet.

November 12th, 2025 **(Title 27)** GP-15 probe monitoring produced 82,600 $ppm_v$ methane at 40 feet, and GP-15 probe monitoring produced 174,600 $ppm_v$ methane at 60 feet.

The following tables show new wells that were installed as part of the 45-day remediation for the above-mentioned probes during the reporting period. New wells and SVE well are planned for further installation and will be reported in the next quarterly report.

| Date of Start Up | Well ID |
|---|---|
| 10/2/2025 | H-2308S |
| 10/2/2025 | CV-25100D |
| 10/2/2025 | CV-25100S |
| 10/2/2025 | CV-25101D |
| 10/2/2025 | CV-25101S |
| 10/2/2025 | H-2301W |
| 10/5/2025 | CV-2563 |
| 10/8/2025 | H-2401S |
| 10/26/2025 | CV-2521 |
| 10/30/2025 | CV-2536 |
| 11/4/2025 | CV-2535 |
| 11/6/2025 | CV-2533 |
| 11/11/2025 | FP-050 |
| 11/11/2025 | FP-051 |
| 11/12/2025 | CV-24182 |
| 11/12/2025 | CV-2565 |
| 11/12/2025 | CV-2568 |
| 11/12/2025 | CV-2569 |
| 11/12/2025 | CV-2570 |
| 11/24/2025 | CV-2566 |
| 11/25/2025 | CV-2567 |
| 12/4/2025 | FP-052 |
| 12/7/2025 | FP-010 |
| 12/7/2025 | FP-053 |
| 12/11/2025 | CV-2517 |
| 12/11/2025 | CV-2518 |
| 12/16/2025 | CV-2551 |
| 12/16/2025 | CV-25107S |
| 12/16/2025 | CV-25107D |
| 12/17/2025 | CV-2538 |
| 12/17/2025 | CV-2539 |
| 12/17/2025 | CV-2572 |

| Date of Start Up | Well ID |
|---|---|
| 12/17/2025 | FP-054 |
| 12/18/2025 | CV-25105S |
| 12/18/2025 | CV-25105D |
| 12/22/2025 | CV-2560 |
| 12/22/2025 | CV-25102 |
| 12/22/2025 | CV-25103 |
| 12/30/2025 | CV-2519 |
| 12/30/2025 | CV-2520 |
| 12/30/2025 | CV-2522 |
| 12/30/2025 | CV-2561 |

In the fourth quarter, probe monitoring was performed in October, November, and December 2025. The 14 multiple-depth probe analyses are reported in Table 7. Core group compound results are provided in Table 8. Field monitoring logs, analytical reports, and QA documentation will be maintained for a minimum of five years at the Chiquita Canyon Landfill.

# TABLE 1

## Instantaneous Monitoring Analysis

# Table 1

**Chiquita Canyon Landfill Rule 1150.1 4th Quarter Monitoring Report**

**October 2025 Chiquita Canyon Landfill Instantaneuous Surface Monitoring Reaction Area Sweep (10-9-25)**

| Grid | Flag | Latitiude | Longitude | Initial Date | Time | Initial Exceedance >500, 200-499 (PPM) | 10-Day Corrective Action | First Remonitoring Date (10-days) | Time | PPM | 2nd 10-Day Corrective Action | Second Remonitoring Date (10-days) | Time | PPM | 30-DayCorrective Action | 30 Day Remonitoring Date | Time | PPM |
|---|---|---|---|---|---|---|---|---|---|---|---|---|---|---|---|---|---|---|
| Instantaneuous (Monthly) | | | | | | | | | | | | | | | | | | |
| 53 | | | | 10/9/25 | | 4,923 | | | | | | | | | | | | |
| | Y43 | 34.435336 | -118.646116 | 10/9/25 | 0859 | 4,923 | Moisture Condition, Soil/Dirt Compaction | 10/17/25 | 0923 | 236 | | | | | Moisture Condition, Soil/Dirt Compaction | 11/6/2025 | 0830 | 68.7 |
| | Y44 | 34.43528999 | -118.646102 | 10/9/25 | 0901 | 2,304 | Cover Compaction | 10/17/25 | 0923 | 248 | | | | | Cover Compaction | 11/6/2025 | 0830 | 77.1 |
| | B41 | 34.43547104 | -118.64626 | 10/9/25 | 0856 | 203 | Flow Increase | 10/17/25 | 0920 | 18.8 | | | | | | | | |
| 66 | | | | 10/9/25 | | 54.10 | | | | | | | | | | | | |
| 76 | | | | 10/9/25 | | 79.60 | | | | | | | | | | | | |
| 77 | | | | 10/9/25 | | 98.30 | | | | | | | | | | | | |
| 78 | | | | 10/9/25 | | 141 | | | | | | | | | | | | |
| 79 | | | | 10/9/25 | | 103 | | | | | | | | | | | | |
| 80 | | | | 10/9/25 | | 623 | | | | | | | | | | | | |
| | Y41 | 34.43797697 | -118.643882 | 10/9/25 | 0815 | 500 | Flow Increase | 10/17/25 | 1007 | 263 | | | | | Flow Increase | 11/6/2025 | 0906 | 117 |
| | Y42 | 34.43807504 | -118.643823 | 10/9/25 | 0820 | 623 | Flow Increase | 10/17/25 | 1008 | 310 | | | | | Flow Increase | 11/6/2025 | 0907 | 163 |
| 81 | | | | 10/9/25 | | 650 | | | | | | | | | | | | |
| | Y61 | 34.43504498 | -118.645416 | 10/9/25 | 0849 | 650 | Flow Increase | 10/17/25 | 0927 | 7.7 | | | | | Flow Increase | 11/6/2025 | 0832 | 21.3 |
| 82 | | | | 10/9/25 | | 23.50 | | | | | | | | | | | | |
| 83 | | | | 10/9/25 | | 19.75 | | | | | | | | | | | | |
| 88 | | | | 10/9/25 | | 17.84 | | | | | | | | | | | | |
| 89 | | | | 10/9/25 | | 900 | | | | | | | | | | | | |
| | Y68 | 34.43258699 | -118.646696 | 10/9/25 | 1033 | 900 | Flow Increase | 10/17/25 | 0759 | 47.3 | | | | | Flow Increase | 11/6/2025 | 0722 | 14.4 |
| | Y69 | 34.43254299 | -118.646163 | 10/9/25 | 1039 | 700 | Flow Increase | 10/17/25 | 0801 | 59.7 | | | | | Flow Increase | 11/6/2025 | 0723 | 9.8 |
| 90 | | | | 10/9/25 | | 610 | | | | | | | | | | | | |
| | Y64 | 34.43359198 | -118.646876 | 10/9/25 | 0918 | 610 | Flow Increase | 10/17/25 | 0811 | 165 | | | | | Flow Increase | 11/6/2025 | 0744 | 85.3 |
| 96 | | | | 10/9/25 | | 19.74 | | | | | | | | | | | | |
| 99 | | | | 10/9/25 | | 23.60 | | | | | | | | | | | | |
| 145 | | | | 10/9/25 | | 74.60 | | | | | | | | | | | | |
| 146 | | | | 10/9/25 | | 1,000 | | | | | | | | | | | | |
| | Y21 | 34.43597001 | -118.647177 | 10/9/25 | 0901 | 1,000 | Flow Increase | 10/17/25 | 0835 | 101 | | | | | Flow Increase | 11/6/2025 | 0821 | 54.6 |
| | Y22 | 34.43618903 | -118.647002 | 10/9/25 | 0906 | 1,000 | Flow Increase | 10/17/25 | 0904 | 4.5 | | | | | Flow Increase | 11/6/2025 | 0823 | 73.8 |
| 147 | | | | 10/9/25 | | 1,000 | | | | | | | | | | | | |
| | Y23 | 34.43543801 | -118.646497 | 10/9/25 | 0912 | 1,000 | Cover Compaction | 10/17/25 | 0919 | 32.3 | | | | | Cover Compaction | 11/6/2025 | 0829 | 74.7 |
| 148 | | | | 10/9/25 | | 31.60 | | | | | | | | | | | | |
| | B45 | 34.43508002 | -118.646674 | 10/9/25 | 0909 | 338 | Flow Increase | 10/17/25 | 0933 | 127 | | | | | | | | |
| 149 | | | | 10/9/25 | | 500 | | | | | | | | | | | | |
| | Y62 | 34.43425801 | -118.64611 | 10/9/25 | 0901 | 500 | Flow Increase; Cover Compaction | 10/17/25 | 0931 | 487 | | | | | Flow Increase; Cover Compaction | 11/6/2025 | 0741 | 49.2 |
| 150 | | | | 10/9/25 | | 43.10 | | | | | | | | | | | | |
| 151 | | | | 10/9/25 | | 19.75 | | | | | | | | | | | | |
| 152 | | | | 10/9/25 | | 1,500 | | | | | | | | | | | | |
| | Y24 | 34.43513601 | -118.64754 | 10/9/25 | 0917 | 1,500 | Moisture Condition, Soil/Dirt Compaction | 10/17/25 | 0942 | 13.5 | | | | | Moisture Condition, Soil/Dirt Compaction | 11/6/2025 | 0817 | 71.1 |
| | Y25 | 34.43529602 | -118.647532 | 10/9/25 | 0925 | 550 | Flow Increase | 10/17/25 | 0941 | 11.6 | | | | | Flow Increase | 11/6/2025 | 0818 | 98.6 |
| 153 | | | | 10/9/25 | | 3,025 | | | | | | | | | | | | |
| | Y46 | 34.43482303 | -118.64772 | 10/9/25 | 0929 | 3,025 | Flow Increase | 10/17/25 | 0945 | 6.6 | | | | | Flow Increase | 11/6/2025 | 0813 | 127 |
| | Y47 | 34.43472899 | -118.647408 | 10/9/25 | 0933 | 876 | Flow Increase | 10/17/25 | 0944 | 7.4 | | | | | Flow Increase | 11/6/2025 | 0815 | 36.8 |
| | Y48 | 34.43465397 | -118.647728 | 10/9/25 | 0940 | 1,742 | Flow Increase | 10/17/25 | 0946 | 10.2 | | | | | Flow Increase | 11/6/2025 | 0812 | 124 |
| 154 | | | | 10/9/25 | | 4,912 | | | | | | | | | | | | |
| | Y59 | 34.43403899 | -118.647232 | 10/9/25 | 1114 | 1,324 | Flow Increase | 10/17/25 | 0951 | 8.7 | | | | | Flow Increase | 11/6/2025 | 0751 | 51.4 |
| | Y60 | 34.43422901 | -118.647369 | 10/9/25 | 1117 | 607 | Flow Increase | 10/17/25 | 0949 | 173 | | | | | Flow Increase | 11/6/2025 | 0753 | 20.3 |
| | Y101 | 34.43415499 | -118.647001 | 10/9/25 | 1119 | 4,912 | Flow Increase | 10/17/25 | 0952 | 319 | | | | | Flow Increase | 11/6/2025 | 0752 | 314 |
| 155 | | | | 10/9/25 | | 500 | | | | | | | | | | | | |
| | Y63 | 34.43377898 | -118.646632 | 10/9/25 | 0911 | 500 | Flow Increase | 10/17/25 | 0809 | 56.9 | | | | | Flow Increase | 11/6/2025 | 0743 | 98.1 |
| 156 | | | | 10/9/25 | | 29.60 | | | | | | | | | | | | |
| 157 | | | | 10/9/25 | | 31.79 | | | | | | | | | | | | |
| 158 | | | | 10/9/25 | | 4,852 | | | | | | | | | | | | |
| | Y49 | 34.434587 | -118.648097 | 10/9/25 | 0945 | 4,852 | Flow Increase | 10/17/25 | 0947 | 7.1 | | | | | Flow Increase | 11/6/2025 | 0810 | 139 |

# Table 1

| | | | | | | | | | | | | | | | | | | | |
|---|---|---|---|---|---|---|---|---|---|---|---|---|---|---|---|---|---|---|---|
| 159 | | | | 10/9/25 | | 19.84 | | | | | | | | | | | | | |
| 160 | | | | 10/9/25 | | 950 | | | | | | | | | | | | | |
| | Y65 | 34.43331697 | -118.647337 | 10/9/25 | 0934 | 675 | Flow Increase | 10/17/25 | 0812 | 29.7 | | | | | Flow Increase | 11/6/2025 | 0746 | 52.1 |
| | Y66 | 34.43298404 | -118.647307 | 10/9/25 | 0952 | 950 | Moisture Condition, Soil/Dirt Compaction | 10/17/25 | 0813 | 14.1 | | | | | Moisture Condition, Soil/Dirt Compaction | 11/6/2025 | 0747 | 43.6 |
| 161 | | | | 10/9/25 | | 1,000 | | | | | | | | | | | | | |
| | Y67 | 34.43255003 | -118.647294 | 10/9/25 | 1025 | 1,000 | Flow Increase | 10/17/25 | 0758 | 23.6 | | | | | Flow Increase | 11/6/2025 | 0720 | 11.2 |
| 162 | | | | 10/9/25 | | 24.60 | | | | | | | | | | | | | |
| 163 | | | | 10/9/25 | | 31.13 | | | | | | | | | | | | | |
| 164 | | | | 10/9/25 | | 49.60 | | | | | | | | | | | | | |
| 165 | | | | 10/9/25 | | 34.10 | | | | | | | | | | | | | |
| 166 | | | | 10/9/25 | | 9,923 | | | | | | | | | | | | | |
| | Y56 | 34.43371796 | -118.648701 | 10/9/25 | 1051 | 9,923 | Flow Increase | 10/17/25 | 0823 | 30.7 | | | | | | | | |
| | Y57 | 34.43390203 | -118.648043 | 10/9/25 | 1103 | 8,645 | Flow Increase | 10/17/25 | 0821 | 156 | | | | | Flow Increase | 11/6/2025 | 0759 | 490 |
| | Y58 | 34.434055 | -118.647725 | 10/9/25 | 1106 | 500 | Flow Increase | 10/17/25 | 0819 | 15.2 | | | | | Flow Increase | 11/6/2025 | 0756 | 12.8 |
| 167 | | | | 10/9/25 | | 21.60 | | | | | | | | | Flow Increase | 11/6/2025 | 0755 | 7.2 |
| 168 | | | | 10/9/25 | | 4,912 | | | | | | | | | | | | | |
| | Y55 | 34.43326903 | -118.649346 | 10/9/25 | 1037 | 4,912 | Flow Increase | 10/17/25 | 0826 | 196 | | | | | | | | |
| 169 | | | | 10/9/25 | | 3,294 | | | | | | | | | Flow Increase | 11/6/2025 | 0801 | 477 |
| | Y53 | 34.43358804 | -118.650156 | 10/9/25 | 1025 | 3,294 | Flow Increase | 10/17/25 | 0828 | 111 | | | | | | | | |
| 170 | | | | 10/9/25 | | 4,858 | | | | | | | | | Flow Increase | 11/6/2025 | 0803 | 480 |
| | Y51 | 34.43407 | -118.649205 | 10/9/25 | 1002 | 1,723 | Flow Increase | 10/17/25 | 0833 | 25.2 | | | | | | | | |
| | Y52 | 34.43381896 | -118.649466 | 10/9/25 | 1013 | 4,858 | Flow Increase | 10/17/25 | 0831 | 12.3 | | | | | Flow Increase | 11/6/2025 | 0806 | 491 |
| | Y54 | 34.43384101 | -118.649647 | 10/9/25 | 1018 | 4,812 | Seal Repaired; Flow Increase | 10/17/25 | 0830 | 12.5 | | | | | Flow Increase | 11/6/2025 | 0804 | 452 |
| 171 | | | | 10/9/25 | | 4,856 | | | | | | | | | Seal Repaired; Flow Increase | 11/6/2025 | 0803 | 454 |
| | Y50 | 34.43435197 | -118.648647 | 10/9/25 | 0949 | 4,856 | Flow Increase | 10/17/25 | 0835 | 16.1 | | | | | | | | |
| 172 | | | | 10/9/25 | | 34.60 | | | | | | | | | Flow Increase | 11/6/2025 | 0808 | 422 |
| 173 | | | | 10/9/25 | | 18.75 | | | | | | | | | | | | | |
| 174 | | | | 10/9/25 | | 24.60 | | | | | | | | | | | | | |
| 175 | | | | 10/9/25 | | 34.70 | | | | | | | | | | | | | |
| 176 | | | | 10/9/25 | | 19.64 | | | | | | | | | | | | | |
| 177 | | | | 10/9/25 | | 21.19 | | | | | | | | | | | | | |
| 178 | | | | 10/9/25 | | 3,114 | | | | | | | | | | | | | |
| | Y11 | 34.43612197 | -118.648736 | 10/9/25 | 1136 | 772 | Flow Increase | 10/17/25 | 0852 | 57.6 | | | | | | | | |
| | Y13 | 34.43589499 | -118.648917 | 10/9/25 | 1144 | 2,781 | Boot Repaired | 10/17/25 | 0851 | 5.4 | | | | | Flow Increase | 11/6/2025 | 0845 | 212 |
| | Y14 | 34.43607403 | -118.648436 | 10/9/25 | 1147 | 3,114 | Flow Increase | 10/17/25 | 0853 | 5.8 | | | | | Boot Repaired | 11/6/2025 | 0846 | 39.1 |
| | B12 | 34.43615098 | -118.64903 | 10/9/25 | 1142 | 338 | Flow Increase | 10/17/25 | 0830 | 22.6 | | | | | Flow Increase | 11/6/2025 | 0838 | 39.4 |
| 179 | | | | 10/9/25 | | 1,993 | | | | | | | | | | | | | |
| | Y5 | 34.43565602 | -118.649286 | 10/9/25 | 1056 | 1,993 | Boot Repaired; Flow Increase | 10/17/25 | 0841 | 49.1 | | | | | | | | |
| | Y6 | 34.43600697 | -118.64937 | 10/9/25 | 1111 | 1,641 | Boot Repaired; Flow Increase | 10/17/25 | 0842 | 14.6 | | | | | Boot Repaired; Flow Increase | 11/6/2025 | 0847 | 147 |
| 180 | | | | 10/9/25 | | 591 | | | | | | | | | Boot Repaired; Flow Increase | 11/6/2025 | 0848 | 24.6 |
| | Y4 | 34.43563096 | -118.650068 | 10/9/25 | 1044 | 591 | Flow Increase | 10/17/25 | 0745 | 93.1 | | | | | | | | |
| 181 | | | | 10/9/25 | | 1483 | | | | | | | | | Flow Increase | 11/6/2025 | 0852 | 25 |
| | Y2 | 34.43546198 | -118.650789 | 10/9/25 | 1023 | 1,483 | Boot Repaired; Cover Compaction | 10/17/25 | 0742 | 119 | | | | | | | | |
| | Y3 | 34.43521899 | -118.650669 | 10/9/25 | 1029 | 1,128 | Moisture Condition, Soil/Dirt Compaction | 10/17/25 | 0742 | 230 | | | | | Boot Repaired; Cover Compaction | 11/6/2025 | 0855 | 50.9 |
| 182 | | | | 10/9/25 | | 34.60 | | | | | | | | | Moisture Condition, Soil/Dirt Compaction | 11/6/2025 | 0854 | 66.4 |
| 183 | | | | 10/9/25 | | 976 | | | | | | | | | | | | | |
| | Y1 | 34.43600999 | -118.650917 | 10/9/25 | 1013 | 976 | Flow Increase | 10/17/25 | 0743 | 105 | | | | | | | | |
| 184 | | | | 10/9/25 | | 2,768 | | | | | | | | | Flow Increase | 11/6/2025 | 0856 | 74.3 |
| | Y7 | 34.436155 | -118.64938 | 10/9/25 | 1115 | 1,127 | Boot Repaired; Flow Increase | 10/17/25 | 0848 | 13.1 | | | | | | | | |
| | Y8 | 34.43623203 | -118.649623 | 10/9/25 | 1121 | 2,263 | Flow Increase | 10/17/25 | 0847 | 12.5 | | | | | Boot Repaired; Flow Increase | 11/6/2025 | 0849 | 42.8 |
| | Y9 | 34.43611996 | -118.649792 | 10/9/25 | 1125 | 1,881 | Boot Repaired | 10/17/25 | 0844 | 15.9 | | | | | Flow Increase | 11/6/2025 | 0850 | 21.6 |
| | Y10 | 34.43619909 | -118.6499836 | 10/9/25 | 0817 | 2,768 | Boot Repaired | 10/17/25 | 0845 | 7.5 | | | | | Boot Repaired | 11/6/2025 | 0851 | 23.3 |
| 185 | | | | 10/9/25 | | 39.60 | | | | | | | | | Boot Repaired | 11/6/2025 | 0859 | 19.3 |
| 186 | | | | 10/9/25 | | 19.79 | | | | | | | | | | | | | |
| 187 | | | | 10/9/25 | | 24.60 | | | | | | | | | | | | | |
| 188 | | | | 10/9/25 | | 39.70 | | | | | | | | | | | | | |
| 189 | | | | 10/9/25 | | 21.10 | | | | | | | | | | | | | |
| 190 | | | | 10/9/25 | | 19.64 | | | | | | | | | | | | | |
| 191 | | | | 10/9/25 | | 24.60 | | | | | | | | | | | | | |
| 192 | | | | 10/9/25 | | 13.64 | | | | | | | | | | | | | |
| 193 | | | | 10/9/25 | | 27.18 | | | | | | | | | | | | | |
| 194 | | | | 10/9/25 | | 3,000 | | | | | | | | | | | | | |

**Table 1**

| | | | | | | | | | | | | | | | | | | |
|---|---|---|---|---|---|---|---|---|---|---|---|---|---|---|---|---|---|---|
| | Y83 | 34.43158301 | -118.645546 | 10/9/25 | 0955 | 3,000 | Flow Increase; Cover Compaction | 10/17/25 | 0958 | 76.6 | | | | | Flow Increase; Cover Compaction | 11/6/2025 | 0730 | 9.4 |
| 195 | | | | 10/9/25 | | 21.80 | | | | | | | | | | | | |
| 196 | | | | 10/9/25 | | 1,000 | | | | | | | | | | | | |
| | Y70 | 34.43182801 | -118.647884 | 10/9/25 | 1113 | 1,000 | Flow Increase | 10/17/25 | 1113 | 339 | | | | | Flow Increase | 11/6/2025 | 0718 | 16.7 |
| 197 | | | | 10/9/25 | | 730 | | | | | | | | | | | | |
| | Y81 | 34.43157404 | -118.647616 | 10/9/25 | 0932 | 670 | Flow Increase | 10/17/25 | 0753 | 216 | | | | | Flow Increase | 11/6/2025 | 0715 | 33.4 |
| | Y82 | 34.43164998 | -118.647336 | 10/9/25 | 0940 | 730 | Flow Increase | 10/17/25 | 0754 | 111 | | | | | Flow Increase | 11/6/2025 | 0717 | 28.3 |
| 198 | | | | 10/9/25 | | 42.61 | | | | | | | | | | | | |
| 199 | | | | 10/9/25 | | 17.64 | | | | | | | | | | | | |
| 200 | | | | 10/9/25 | | 15.17 | | | | | | | | | | | | |
| 201 | | | | 10/9/25 | | 19.74 | | | | | | | | | | | | |
| 202 | | | | 10/9/25 | | 105 | | | | | | | | | | | | |
| 203 | | | | 10/9/25 | | 21.70 | | | | | | | | | | | | |
| 204 | | | | 10/9/25 | | 31.10 | | | | | | | | | | | | |
| 205 | | | | 10/9/25 | | 87.60 | | | | | | | | | | | | |
| 206 | | | | 10/9/25 | | 84.10 | | | | | | | | | | | | |
| 207 | | | | 10/9/25 | | 19.87 | | | | | | | | | | | | |
| 208 | | | | 10/9/25 | | 41.60 | | | | | | | | | | | | |
| 209 | | | | 10/9/25 | | 37.54 | | | | | | | | | | | | |
| 210 | | | | 10/9/25 | | 29.60 | | | | | | | | | | | | |
| 211 | | | | 10/9/25 | | 21.30 | | | | | | | | | | | | |
| 212 | | | | 10/9/25 | | 57.51 | | | | | | | | | | | | |
| 213 | | | | 10/9/25 | | 34.91 | | | | | | | | | | | | |
| 214 | | | | 10/9/25 | | 105 | | | | | | | | | | | | |
| 215 | | | | 10/9/25 | | 34.19 | | | | | | | | | | | | |
| 216 | | | | 10/9/25 | | 56.10 | | | | | | | | | | | | |
| 217 | | | | 10/9/25 | | 34.60 | | | | | | | | | | | | |

# Table 1

**Chiquita Canyon Landfill Rule 1150.1 4th Quarter Monitoring Report**

**October 2025 Chiquita Canyon Landfill Instantaneous Surface Monitoring Reaction Area Sweep (10-16-25)**

| Grid | Flag | Latitiude | Longitude | Initial Date | Time | Initial Exceedance >500, 200-499 (PPM) | 10-Day Corrective Action | First Remonitoring Date (10-days) | Time | PPM | 2nd 10-Day Corrective Action | Second Remonitoring Date (10-days) | Time | PPM | 30-DayCorrective Action | 30 Day Remonitoring Date | Time | PPM |
|---|---|---|---|---|---|---|---|---|---|---|---|---|---|---|---|---|---|---|
| Instantaneous (Monthly) | | | | | | | | | | | | | | | | | | |
| 53 | | | | 10/16/25 | | 17 | | | | | | | | | | | | |
| 66 | | | | 10/16/25 | | 1,149 | | | | | | | | | | | | |
| | Y48 | 34.43609498 | -118.645948 | 10/16/25 | 0808 | 748 | Flow Increase | 10/23/25 | 0911 | 5.7 | | | | | Flow Increase | 11/11/25 | 0719 | 5.5 |
| | Y49 | 34.43605903 | -118.646367 | 10/16/25 | 0811 | 1,149 | Cover Compaction | 10/23/25 | 0910 | 9.2 | | | | | Cover Compaction | 11/11/25 | 0718 | 18 |
| 76 | | | | 10/16/25 | | 22 | | | | | | | | | | | | |
| 77 | | | | 10/16/25 | | 6,701 | | | | | | | | | | | | |
| | Y58 | 34.43733903 | -118.646785 | 10/16/25 | 1012 | 6,701 | Moisture Condition, Soil/Dirt Compaction | 10/23/25 | 1006 | 419 | | | | | Moisture Condition, Soil/Dirt Compaction | 11/1125 | 0726 | 125 |
| 78 | | | | 10/16/25 | | 946 | | | | | | | | | | | | |
| | Y18 | 34.43728304 | -118.645735 | 10/16/25 | 1017 | 946 | Flow Increase | 10/23/25 | 1005 | 101 | | | | | Flow Increase | 11/11/25 | 0724 | 88.1 |
| 79 | | | | 10/16/25 | | 45 | | | | | | | | | | | | |
| 80 | | | | 10/16/25 | | 65 | | | | | | | | | | | | |
| 81 | | | | 10/16/25 | | 650 | | | | | | | | | | | | |
| | Y3 | 34.435077 | -118.645677 | 10/16/25 | 0849 | 650 | Flow Increase | 10/23/25 | 0926 | 8.0 | | | | | Flow Increase | 11/11/25 | 0734 | 33.6 |
| 82 | | | | 10/16/25 | | 1,000 | | | | | | | | | | | | |
| | Y33 | 34.43465497 | -118.645366 | 10/16/25 | 0839 | 1,000 | Flow Increase | 10/23/25 | 0928 | 7.2 | | | | | Flow Increase | 11/11/25 | 0735 | 20.2 |
| 83 | | | | 10/16/25 | | 885 | | | | | | | | | | | | |
| | Y32 | 34.43427301 | -118.645958 | 1016/25 | 0816 | 885 | Moisture Condition, Soil/Dirt Compaction | 10/23/25 | 0930 | 330 | | | | | Moisture Condition, Soil/Dirt Compaction | 11/11/25 | 0706 | 81.9 |
| 88 | | | | 10/16/25 | | 35 | | | | | | | | | | | | |
| 89 | | | | 10/16/25 | | 102 | | | | | | | | | | | | |
| 90 | | | | 10/16/25 | | 12 | | | | | | | | | | | | |
| 96 | | | | 10/16/25 | | 28 | | | | | | | | | | | | |
| 99 | | | | 10/16/25 | | 15 | | | | | | | | | | | | |
| 145 | | | | 10/16/25 | | 12 | | | | | | | | | | | | |
| 146 | | | | 10/16/25 | | 44 | | | | | | | | | | | | |
| 147 | | | | 10/16/25 | | 52,601 | | | | | | | | | | | | |
| | Y50 | 34.43593296 | -118.646635 | 10/16/25 | 0815 | 1,210 | Flow Increase; Cover Compaction | 10/23/25 | 0908 | 6.6 | | | | | Flow Increase; Cover Compaction | 11/11/25 | 0717 | 11.6 |
| | Y51 | 34.43569902 | -118.646654 | 10/16/25 | 0818 | 814 | Flow Increase; Cover Compaction | 10/23/25 | 0915 | 23.3 | | | | | Flow Increase; Cover Compaction | 11/11/25 | 0716 | 16.6 |
| | Y52 | 34.43556198 | -118.646624 | 10/16/25 | 0820 | 22,000 | Flow Increase | 10/23/25 | 0916 | 142 | | | | | Flow Increase | 11/11/25 | 0715 | 72.9 |
| | Y53 | 34.43538697 | -118.646698 | 10/16/25 | 0826 | 47,051 | Flow Increase; Cover Compaction | 10/23/25 | 1010 | 101 | | | | | Flow Increase; Cover Compaction | 11/11/25 | 0714 | 44.1 |
| | Y54 | 34.43540297 | -118.646701 | 10/16/25 | 0826 | 52,601 | Flow Increase; Cover Compaction | 10/23/25 | 1015 | 38 | | | | | Flow Increase; Cover Compaction | 11/11/25 | 0714 | 40.6 |
| 148 | | | | 10/16/25 | | 1,116 | | | | | | | | | | | | |
| | Y16 | 34.43529996 | -118.646278 | 10/16/25 | 0813 | 1,116 | Flow Increase | 10/23/25 | 0925 | 174 | | | | | Flow Increase | 11/11/25 | 0732 | 20.1 |
| | B17 | 34.43501699 | -118.646627 | 10/16/25 | 0824 | 405 | Flow Increase | 10/23/25 | 0933 | 127 | | | | | | | | |
| 149 | | | | 10/16/25 | | 12 | | | | | | | | | | | | |
| 150 | | | | 10/16/25 | | 23 | | | | | | | | | | | | |
| 151 | | | | 10/16/25 | | 10 | | | | | | | | | | | | |
| 152 | | | | 10/16/25 | | 16,881 | | | | | | | | | | | | |
| | Y55 | 34.43553398 | -118.647187 | 10/16/25 | 0831 | 2,382 | Flow Increase; Cover Compaction | 10/23/25 | 0957 | 116 | | | | | Flow Increase; Cover Compaction | 11/11/25 | 0712 | 59.6 |
| | Y56 | 34.43539803 | -118.647229 | 10/16/25 | 0835 | 12,401 | Flow Increase; Cover Compaction | 10/23/25 | 0939 | 43.1 | | | | | Flow Increase; Cover Compaction | 11/11/25 | 0711 | 26.4 |
| | Y57 | 34.43541002 | -118.647218 | 10/16/25 | 0836 | 16,881 | Flow Increase; Cover Compaction | 10/23/25 | 0939 | 38.6 | | | | | Flow Increase; Cover Compaction | 11/11/25 | 0711 | 31.3 |
| 153 | | | | 10/16/25 | | 61 | | | | | | | | | | | | |
| 154 | | | | 10/16/25 | | 550 | | | | | | | | | | | | |
| | Y1 | 34.43424703 | -118.647255 | 10/16/25 | 0814 | 550 | Geomembrane Cover Installed | 10/23/25 | 0851 | 8.8 | | | | | Geomembrane Cover Installed | 11/11/25 | 0710 | 15.9 |
| 155 | | | | 10/16/25 | | 373 | | | | | | | | | | | | |
| | B32 | 34.43378703 | -118.64633 | 10/16/25 | 0820 | 373 | Flow Increase | 10/23/25 | 0808 | 112 | | | | | | | | |
| 156 | | | | 10/16/25 | | 19 | | | | | | | | | | | | |
| 157 | | | | 10/16/25 | | 21 | | | | | | | | | | | | |
| 158 | | | | 10/16/25 | | 29 | | | | | | | | | | | | |
| 159 | | | | 10/16/25 | | 1,550 | | | | | | | | | | | | |
| | Y2 | 34.433797 | -118.647594 | 10/16/25 | 0822 | 1,550 | Geomembrane Cover Installed | 10/23/25 | 0818 | 16.2 | | | | | Geomembrane Cover Installed | 11/11/25 | 0709 | 29 |
| 160 | | | | 10/16/25 | | 20 | | | | | | | | | | | | |
| 161 | | | | 10/16/25 | | 21 | | | | | | | | | | | | |
| 162 | | | | 10/16/25 | | 18 | | | | | | | | | | | | |
| 163 | | | | 10/16/25 | | 30 | | | | | | | | | | | | |

**Table 1**

| | | | | | | | | | | | | | | | | | | |
|---|---|---|---|---|---|---|---|---|---|---|---|---|---|---|---|---|---|---|
| 164 | | | | 10/16/25 | | 78 | | | | | | | | | | | | |
| 165 | | | | 10/16/25 | | 46 | | | | | | | | | | | | |
| 166 | | | | 10/16/25 | | 27 | | | | | | | | | | | | |
| 167 | | | | 10/16/25 | | 21 | | | | | | | | | | | | |
| 168 | | | | 10/16/25 | | 10 | | | | | | | | | | | | |
| 169 | | | | 10/16/25 | | 24 | | | | | | | | | | | | |
| 170 | | | | 10/16/25 | | 14 | | | | | | | | | | | | |
| 171 | | | | 10/16/25 | | 51 | | | | | | | | | | | | |
| 172 | | | | 10/16/25 | | 16 | | | | | | | | | | | | |
| 173 | | | | 10/16/25 | | 25 | | | | | | | | | | | | |
| 174 | | | | 10/16/25 | | 74 | | | | | | | | | | | | |
| 175 | | | | 10/16/25 | | 23 | | | | | | | | | | | | |
| 176 | | | | 10/16/25 | | 35 | | | | | | | | | | | | |
| 177 | | | | 10/16/25 | | 13 | | | | | | | | | | | | |
| 178 | | | | 10/16/25 | | 15 | | | | | | | | | | | | |
| 179 | | | | 10/16/25 | | 9 | | | | | | | | | | | | |
| 180 | | | | 10/16/25 | | 12 | | | | | | | | | | | | |
| 181 | | | | 10/16/25 | | 14 | | | | | | | | | | | | |
| 182 | | | | 10/16/25 | | 16 | | | | | | | | | | | | |
| 183 | | | | 10/16/25 | | 28 | | | | | | | | | | | | |
| 184 | | | | 10/16/25 | | 26 | | | | | | | | | | | | |
| 185 | | | | 10/16/25 | | 81 | | | | | | | | | | | | |
| 186 | | | | 10/16/25 | | 17 | | | | | | | | | | | | |
| 187 | | | | 10/16/25 | | 32 | | | | | | | | | | | | |
| 188 | | | | 10/16/25 | | 20 | | | | | | | | | | | | |
| 189 | | | | 10/16/25 | | 13 | | | | | | | | | | | | |
| 190 | | | | 10/16/25 | | 7 | | | | | | | | | | | | |
| 191 | | | | 10/16/25 | | 17 | | | | | | | | | | | | |
| 192 | | | | 10/16/25 | | 30 | | | | | | | | | | | | |
| 193 | | | | 10/16/25 | | 21 | | | | | | | | | | | | |
| 194 | | | | 10/16/25 | | 37 | | | | | | | | | | | | |
| 195 | | | | 10/16/25 | | 82 | | | | | | | | | | | | |
| 196 | | | | 10/16/25 | | 24 | | | | | | | | | | | | |
| 197 | | | | 10/16/25 | | 17 | | | | | | | | | | | | |
| 198 | | | | 10/16/25 | | 865 | | | | | | | | | | | | |
| | Y34 | 34.43203697 | -118.64832 | 10/16/25 | 0917 | 865 | Flow Increase | 10/23/25 | 757 | 67.3 | | | | | Flow Increase | 11/11/25 | 0704 | 44.5 |
| 199 | | | | 10/16/25 | | 20 | | | | | | | | | | | | |
| 200 | | | | 10/16/25 | | 54 | | | | | | | | | | | | |
| 201 | | | | 10/16/25 | | 9 | | | | | | | | | | | | |
| 202 | | | | 10/16/25 | | 10 | | | | | | | | | | | | |
| 203 | | | | 10/16/25 | | 12 | | | | | | | | | | | | |
| 204 | | | | 10/16/25 | | 48 | | | | | | | | | | | | |
| 205 | | | | 10/16/25 | | 13 | | | | | | | | | | | | |
| 206 | | | | 10/16/25 | | 19 | | | | | | | | | | | | |
| 207 | | | | 10/16/25 | | 36 | | | | | | | | | | | | |
| 208 | | | | 10/16/25 | | 25 | | | | | | | | | | | | |
| 209 | | | | 10/16/25 | | 45 | | | | | | | | | | | | |
| 210 | | | | 10/16/25 | | 11 | | | | | | | | | | | | |
| 211 | | | | 10/16/25 | | 8 | | | | | | | | | | | | |
| 212 | | | | 10/16/25 | | 5 | | | | | | | | | | | | |
| 213 | | | | 10/16/25 | | 12 | | | | | | | | | | | | |
| 214 | | | | 10/16/25 | | 18 | | | | | | | | | | | | |
| 215 | | | | 10/16/25 | | 5 | | | | | | | | | | | | |
| 216 | | | | 10/16/25 | | 10 | | | | | | | | | | | | |
| 217 | | | | 10/16/25 | | 34 | | | | | | | | | | | | |

**Table 1**

**Chiquita Canyon Landfill Rule 1150.1 4th Quarter Monitoring Report**

**October 2025 Chiquita Canyon Landfill Instantaneous Surface Monitoring Full Site Sweep (10-20-25/10-21-25/10-22-25)**

| Grid | Flag | Latitiude | Longitude | Initial Date | Time | Initial Exceedance >500, 200-499 (PPM) | 10-Day Corrective Action | First Remonitoring Date (10-days) | Time | PPM | 2nd 10-Day Corrective Action | Second Remonitoring Date (10-days) | Time | PPM | 30-DayCorrective Action | 30 Day Remonitoring Date | Time | PPM |
|---|---|---|---|---|---|---|---|---|---|---|---|---|---|---|---|---|---|---|
| Instantaneous (Monthly) | | | | | | | | | | | | | | | | | | |
| 1 | | | | 10/22/25 | | 4.7 | | | | | | | | | | | | |
| 2 | | | | 10/22/25 | | 3.8 | | | | | | | | | | | | |
| 3 | | | | 10/22/25 | | 5.1 | | | | | | | | | | | | |
| 4 | | | | 10/22/25 | | 4.2 | | | | | | | | | | | | |
| 5 | | | | 10/22/25 | | 4.79 | | | | | | | | | | | | |
| 6 | | | | 10/22/25 | | Active Construction | | | | | | | | | | | | |
| 7 | | | | 10/22/25 | | Active Construction | | | | | | | | | | | | |
| 8 | | | | 10/22/25 | | Active Construction | | | | | | | | | | | | |
| 9 | | | | 10/22/25 | | Active Construction | | | | | | | | | | | | |
| 10 | | | | 10/22/25 | | 5.02 | | | | | | | | | | | | |
| 11 | | | | 10/22/25 | | 7.55 | | | | | | | | | | | | |
| 12 | | | | 10/22/25 | | Active Construction | | | | | | | | | | | | |
| 13 | | | | 10/22/25 | | 4.03 | | | | | | | | | | | | |
| 14 | | | | 10/22/25 | | 7.80 | | | | | | | | | | | | |
| 15 | | | | 10/22/25 | | 8.10 | | | | | | | | | | | | |
| 16 | | | | 10/22/25 | | 4.10 | | | | | | | | | | | | |
| 17 | | | | 10/22/25 | | 7.06 | | | | | | | | | | | | |
| 18 | | | | 10/22/25 | | 7.66 | | | | | | | | | | | | |
| 19 | | | | 10/22/25 | | 4.30 | | | | | | | | | | | | |
| 20 | | | | 10/22/25 | | 4.55 | | | | | | | | | | | | |
| 21 | | | | 10/22/25 | | 650 | | | | | | | | | | | | |
| | Y1 | 34.43365401 | -118.640882 | 10/22/202 | 0909 | 650 | Cover Compaction | 10/29/25 | 0943 | 5.5 | | | | | Cover Compaction | 11/19/25 | 0914 | 8.6 |
| 22 | | | | 10/22/25 | | 15.31 | | | | | | | | | | | | |
| 23 | | | | 10/22/25 | | 16.14 | | | | | | | | | | | | |
| 24 | | | | 10/22/25 | | 15.11 | | | | | | | | | | | | |
| 25 | | | | 10/22/25 | | 15.29 | | | | | | | | | | | | |
| 26 | | | | 10/22/25 | | 14.22 | | | | | | | | | | | | |
| 27 | | | | 10/22/25 | | 15.12 | | | | | | | | | | | | |
| 28A | | | | 10/22/25 | | 14.07 | | | | | | | | | | | | |
| 29 | | | | 10/22/25 | | 15.22 | | | | | | | | | | | | |
| 30 | | | | 10/20/25 | | 15.6 | | | | | | | | | | | | |
| 31 | | | | 10/20/25 | | 17.82 | | | | | | | | | | | | |
| 32 | | | | 10/20/25 | | 900 | | | | | | | | | | | | |
| | Y89 | 34.43463704 | -118.645374 | 10/20/25 | 1102 | 900 | Flow Increase | 10/29/25 | 0832 | 342 | | | | | Flow Increase | 11/19/25 | 1053 | 19.2 |
| 33 | | | | 10/20/25 | | 500 | | | | | | | | | | | | |
| | Y93 | 34.43408601 | -118.6444333 | 10/20/25 | 1109 | 500 | Cover Compaction | 10/29/25 | 0749 | 27.3 | | | | | Cover Compaction | 11/19/25 | 1150 | 11.0 |
| 34 | | | | 10/20/25 | | 12.02 | | | | | | | | | | | | |
| 35 | | | | 10/20/25 | | 18.96 | | | | | | | | | | | | |
| 36 | | | | 10/22/25 | | 1,850 | | | | | | | | | | | | |
| | Y36 | 34.43454098 | -118.64391 | 10/22/25 | 115 | 1,850 | Cover Compaction | 10/29/25 | 0849 | 16.6 | | | | | Cover Compaction | 11/19/25 | 0835 | 6.7 |
| 37 | | | | 10/22/25 | | 670 | | | | | | | | | | | | |
| | Y37 | 34.43422498 | -118.644103 | 10/22/25 | 1113 | 670 | Flow Increase | 10/29/25 | 0845 | 30.4 | | | | | Flow Increase | 11/19/25 | 0827 | 7.4 |
| 38 | | | | 10/22/25 | | 1,050 | | | | | | | | | | | | |
| | Y143 | 34.43361201 | -118.643354 | 10/22/25 | 1156 | 1,050 | Cover Compaction | 10/29/25 | 0857 | 41.1 | | | | | Cover Compaction | 11/19/25 | 0926 | 3.7 |
| 39 | | | | 10/22/25 | | 34.60 | | | | | | | | | | | | |
| 40 | | | | 10/22/25 | | 10,000 | | | | | | | | | | | | |
| | Y39 | 34.43502503 | -118.64332 | 10/22/25 | 1123 | 2,750 | Cover Compaction | 10/29/25 | 0854 | 32.9 | | | | | Cover Compaction | 11/19/25 | 0830 | 3.5 |
| | Y40 | 34.43479897 | -118.64252 | 10/22/25 | 1133 | 10,000 | Flow Increase | 10/29/25 | 0926 | 12.8 | | | | | Flow Increase | 11/19/25 | 0920 | 6.7 |
| 41 | | | | 10/22/25 | | 1,190 | | | | | | | | | | | | |
| | Y38 | 34.43451902 | -118.643171 | 10/22/25 | 1121 | 1,190 | Flow Increase | 10/29/25 | 0856 | 19.1 | | | | | Flow Increase | 11/19/25 | 0829 | 6.2 |
| 42 | | | | 10/22/25 | | 1,654 | | | | | | | | | | | | |
| | Y141 | 34.43371997 | -118.642312 | 10/22/25 | 1142 | 1,654 | Flow Increase | 10/29/25 | 0923 | 6.4 | | | | | Flow Increase | 11/19/25 | 0922 | 6.7 |
| 43 | | | | 10/22/25 | | 2,250 | | | | | | | | | | | | |
| | Y142 | 34.43310499 | -118.642304 | 10/22/25 | 1148 | 2,250 | Flow Increase | 10/29/25 | 0920 | 6.5 | | | | | Flow Increase | 11/19/25 | 0926 | 3.7 |
| 44 | | | | 10/22/25 | | 506 | | | | | | | | | | | | |
| | Y21 | 34.43522997 | -118.641344 | 10/22/25 | 0923 | 506 | Flow Increase | 10/29/25 | 0947 | 4.8 | | | | | Flow Increase | 11/19/25 | 0915 | 6.2 |
| 45 | | | | 10/22/25 | | 825 | | | | | | | | | | | | |
| | Y2 | 34.43478397 | -118.64255 | 10/22/25 | 0941 | 825 | Flow Increase | 10/29/25 | 0926 | 12.8 | | | | | Flow Increase | 11/19/25 | 0918 | 6.8 |
| 46 | | | | 10/22/25 | | 22.49 | | | | | | | | | | | | |
| 47 | | | | 10/22/25 | | 1,000 | | | | | | | | | | | | |
| | Y3 | 34.43373296 | -118.642339 | 10/22/25 | 0955 | 1,000 | Flow Increase | 10/29/25 | 0923 | 6.4 | | | | | Flow Increase | 11/19/25 | 0826 | 4.2 |
| 48 | | | | 10/22/25 | | 29.61 | | | | | | | | | | | | |
| 49 | | | | 10/22/25 | | 29.10 | | | | | | | | | | | | |
| 50 | | | | 10/22/25 | | 1,334 | | | | | | | | | | | | |
| | Y42 | 34.43225398 | -118.643752 | 10/22/25 | 0857 | 1,334 | Flow Increase | 10/29/25 | 0905 | 29.1 | | | | | Flow Increase | 11/19/25 | 0933 | 24.1 |

**Table 1**

| | | | | | | | | | | | | | | | | | | | |
|---|---|---|---|---|---|---|---|---|---|---|---|---|---|---|---|---|---|---|---|
| | B41 | 34.43234199 | -118.643392 | 10/22/25 | 0843 | 203 | Flow Increase | 10/29/25 | 0906 | 121 | | | | | | | | | |
| 51 | | | | 10/22/25 | | 3,245 | | | | | | | | | | | | | |
| | Y41 | 34.43266603 | -118.642862 | 10/22/25 | 0838 | 3,245 | Flow Increase | 10/29/25 | 0909 | 21.3 | | | | | Flow Increase | 11/19/25 | 0932 | 7.5 |
| 52 | | | | 10/22/25 | | 700 | | | | | | | | | | | | | |
| | Y4 | 34.43283803 | -118.64225 | 10/22/25 | 1007 | 700 | Flow Increase | 10/29/25 | 0918 | 36.6 | | | | | Flow Increase | 11/19/25 | 0815 | 3.8 |
| 53 | | | | 10/20/25 | | 907 | | | | | | | | | | | | | |
| | Y86 | 34.43521396 | -118.64631 | 10/20/25 | 1010 | 907 | Flow Increase | 10/29/25 | 0800 | 74.8 | | | | | Flow Increase | 11/19/25 | 1044 | 6.7 |
| 54 | | | | 10/20/25 | | 800 | | | | | | | | | | | | | |
| | Y85 | 34.43574303 | -118.645302 | 10/20/25 | 0953 | 800 | Flow Increase | 10/29/25 | 0757 | 15.9 | | | | | Flow Increase | 11/19/25 | 1035 | 8.0 |
| 55 | | | | 10/20/25 | | 725 | | | | | | | | | | | | | |
| | Y84 | 34.43601603 | -118.644164 | 10/20/25 | 0929 | 725 | Flow Increase | 10/29/25 | 0747 | 46.7 | | | | | Flow Increase | 11/19/25 | 1032 | 17.4 |
| 56 | | | | 10/22/25 | | 30,000 | | | | | | | | | | | | | |
| | Y30 | 34.43662598 | -118.642975 | 10/22/25 | 1036 | 30,000 | Flow Increase | 10/29/25 | 0936 | 9.3 | | | | | Flow Increase | 11/19/25 | 0903 | 4.1 |
| | Y31 | 34.43642917 | -118.6436282 | 10/22/25 | 0852 | 10,000 | Flow Increase | 10/29/25 | 0938 | 16.7 | | | | | Flow Increase | 11/19/25 | 0902 | 3.7 |
| 57 | | | | 10/22/25 | | 10,000 | | | | | | | | | | | | | |
| | Y32 | 34.43636597 | -118.642065 | 10/22/25 | 1053 | 10,000 | Flow Increase | 10/29/25 | 0931 | 5.1 | | | | | Flow Increase | 11/19/25 | 0900 | 3.9 |
| 58 | | | | 10/22/25 | | 6,750 | | | | | | | | | | | | | |
| | Y27 | 34.43666504 | -118.641316 | 10/22/25 | 0946 | 827 | Cover Compaction | 10/29/25 | 0955 | 4.0 | | | | | Cover Compaction | 11/19/25 | 0907 | 4.3 |
| | Y28 | 34.436918 | -118.641504 | 10/22/25 | 1019 | 1,150 | Cover Compaction | 10/29/25 | 0956 | 6.6 | | | | | Cover Compaction | 11/19/25 | 0906 | 2.7 |
| | Y29 | 34.43712302 | -118.641676 | 10/22/25 | 1011 | 6,750 | Cover Compaction | 10/29/25 | 0957 | 8.9 | | | | | Cover Compaction | 11/19/25 | 0905 | 5.6 |
| 59 | | | | 10/20/25 | | 809 | | | | | | | | | | | | | |
| | Y88 | 34.43531496 | -118.644845 | 10/20/25 | 1054 | 809 | Geomembrane Cover Installed | 10/29/25 | 0754 | 30.7 | | | | | Geomembrane Cover Installed | 11/19/25 | 1050 | 17.8 |
| 60 | | | | 10/22/25 | | 3,850 | | | | | | | | | | | | | |
| | Y35 | 34.43571897 | -118.643671 | 10/22/25 | 1102 | 3,850 | Cover Compaction | 10/29/25 | 0852 | 9.2 | | | | | Cover Compaction | 11/19/25 | 0747 | 7.3 |
| 61 | | | | 10/22/25 | | 64.60 | | | | | | | | | | | | | |
| 62 | | | | 10/22/25 | | 3,200 | | | | | | | | | | | | | |
| | Y34 | 34.43586498 | -118.642793 | 10/22/25 | 1050 | 3,200 | Flow Increase | 10/29/25 | 0934 | 14.4 | | | | | Flow Increase | 11/19/25 | 0944 | 11.1 |
| 63 | | | | 10/22/25 | | 50,000 | | | | | | | | | | | | | |
| | Y33 | 34.43613304 | -118.642059 | 10/22/25 | 1052 | 50,000 | Flow Increase | 10/29/25 | 0932 | 5.5 | | | | | Flow Increase | 11/19/25 | 0859 | 4.0 |
| 64 | | | | 10/22/25 | | 30,000 | | | | | | | | | | | | | |
| | Y22 | 34.43539803 | -118.641237 | 10/22/25 | 0919 | 20,000 | Cover Compaction | 10/29/25 | 0945 | 7.0 | | | | | Cover Compaction | 11/19/25 | 0913 | 9.7 |
| | Y23 | 34.43541697 | -118.641405 | 10/22/25 | 0921 | 30,000 | Cover Compaction | 10/29/25 | 0946 | 40.6 | | | | | Cover Compaction | 11/19/25 | 0912 | 738 |
| | Y24 | 34.43595702 | -118.640883 | 10/22/25 | 0938 | 607 | Cover Compaction | 10/29/25 | 0949 | 4.3 | | | | | Cover Compaction | 11/19/25 | 0911 | 5.6 |
| 65 | | | | 10/22/25 | | 2,640 | | | | | | | | | | | | | |
| | Y25 | 34.43618702 | -118.640996 | 10/22/25 | 0949 | 657 | Cover Compaction | 10/29/25 | 0951 | 4.8 | | | | | Cover Compaction | 11/19/25 | 0910 | 7.1 |
| | Y26 | 34.43628299 | -118.641071 | 10/22/25 | 0943 | 2,640 | Cover Compaction | 10/29/25 | 0951 | 7.2 | | | | | Cover Compaction | 11/19/25 | 0909 | 8.1 |
| 66 | | | | 10/20/25 | | 19.77 | | | | | | | | | | | | | |
| 67 | | | | 10/20/25 | | 14.25 | | | | | | | | | | | | | |
| 68 | | | | 10/20/25 | | 15.30 | | | | | | | | | | | | | |
| 69 | | | | 10/21/25 | | 57.61 | | | | | | | | | | | | | |
| 70 | | | | 10/21/25 | | 31.92 | | | | | | | | | | | | | |
| 71 | | | | 10/21/25 | | 19.21 | | | | | | | | | | | | | |
| 72 | | | | 10/21/25 | | 42.37 | | | | | | | | | | | | | |
| 73 | | | | 10/21/25 | | 620 | | | | | | | | | | | | | |
| | Y9 | 34.43718002 | -118.644224 | 10/21/25 | 1018 | 620 | Moisture Condition, Soil/Dirt Compaction | 10/29/25 | 0724 | 109 | | | | | Moisture Condition, Soil/Dirt Compaction | 11/19/25 | 0935 | 30.70 |
| | Y10 | 34.437248 | -118.644396 | 10/21/25 | 1023 | 540 | Moisture Condition, Soil/Dirt Compaction | 10/29/25 | 0725 | 77.4 | | | | | Moisture Condition, Soil/Dirt Compaction | 11/19/25 | 0930 | 27.9 |
| | B1 | 34.43724398 | -118.644532 | 10/21/25 | 1026 | 280 | Flow Increase | 10/29/25 | 0727 | 67.0 | | | | | | | | | |
| 74 | | | | 10/21/25 | | 24.71 | | | | | | | | | | | | | |
| 75 | | | | 10/21/25 | | 29.30 | | | | | | | | | | | | | |
| 76 | | | | 10/21/25 | | 65.31 | | | | | | | | | | | | | |
| 77 | | | | 10/21/25 | | 41.60 | | | | | | | | | | | | | |
| 78 | | | | 10/21/25 | | 2,460 | | | | | | | | | | | | | |
| | Y2 | 34.43732201 | -118.646802 | 10/21/25 | 0906 | 2,460 | Moisture Condition, Soil/Dirt Compaction | 10/29/25 | 0730 | 54.6 | | | | | Moisture Condition, Soil/Dirt Compaction | 11/19/25 | 0934 | 3.3 |
| 79 | | | | 10/21/25 | | 723 | | | | | | | | | | | | | |
| | Y3 | 34.43729603 | -118.645795 | 10/21/25 | 0914 | 723 | Flow Increase | 10/29/25 | 0731 | 40.3 | | | | | Flow Increase | 11/19/25 | 0942 | 11.7 |
| 80 | | | | 10/21/25 | | 6,023 | | | | | | | | | | | | | |
| | Y4 | 34.43764798 | -118.644314 | 10/21/25 | 0930 | 2,853 | Cover Compaction | 10/29/25 | 0734 | 55.6 | | | | | Cover Compaction | 11/19/25 | 0940 | 7.98 |
| | Y5 | 34.43770599 | -118.644187 | 10/21/25 | 0936 | 4,256 | Cover Compaction | 10/29/25 | 0735 | 7.2 | | | | | Cover Compaction | 11/19/25 | 0941 | 6.0 |
| | Y6 | 34.43794596 | -118.643885 | 10/21/25 | 0937 | 4,064 | Cover Compaction | 10/29/25 | 0736 | 71.9 | | | | | Cover Compaction | 11/19/25 | 0939 | 3.78 |
| | Y7 | 34.43799499 | -118.64387 | 10/21/25 | 0939 | 5,021 | Cover Compaction | 10/29/25 | 0737 | 78.4 | | | | | Cover Compaction | 11/19/25 | 0938 | 11.61 |
| | Y8 | 34.438068 | -118.643812 | 10/21/25 | 0941 | 6,023 | Cover Compaction | 10/29/25 | 0738 | 32.5 | | | | | Cover Compaction | 11/19/25 | 0937 | 7.95 |
| 81 | | | | 10/20/25 | | 550 | | | | | | | | | | | | | |
| | Y87 | 34.43491699 | -118.64578 | 10/20/25 | 1037 | 550 | Flow Increase | 10/29/25 | 0834 | 16.7 | | | | | Flow Increase | 11/19/25 | 1042 | 2.9 |
| 82 | | | | 10/20/25 | | 18.44 | | | | | | | | | | | | | |
| 83 | | | | 10/20/25 | | 910 | | | | | | | | | | | | | |
| | Y91 | 34.43398501 | -118.646023 | 10/20/25 | 1116 | 910 | Flow Increase | 10/29/25 | 0829 | 52.7 | | | | | Flow Increase | 11/19/25 | 1153 | 13.8 |
| 84 | | | | 10/21/25 | | 17.82 | | | | | | | | | | | | | |
| 85 | | | | 10/21/25 | | 20.65 | | | | | | | | | | | | | |
| 86 | | | | 10/21/25 | | 20.25 | | | | | | | | | | | | | |
| 87 | | | | 10/22/25 | | 34.71 | | | | | | | | | | | | | |
| 88 | | | | 10/21/25 | | 13 18 | | | | | | | | | | | | | |
| 89 | | | | 10/21/25 | | 16.76 | | | | | | | | | | | | | |
| 90 | | | | 10/21/25 | | 16.19 | | | | | | | | | | | | | |

**Table 1**

| | | | | | | | | | | | | | | | | | | |
|---|---|---|---|---|---|---|---|---|---|---|---|---|---|---|---|---|---|---|
| 91 | | | | 10/22/25 | | 18.76 | | | | | | | | | | | | |
| 92 | | | | 10/22/25 | | 4,956 | | | | | | | | | | | | |
| | Y43 | 34.431912 | -118.644235 | 10/22/25 | 0912 | 4,321 | Cover Compaction | 10/29/25 | 0904 | 24.9 | | | | | Cover Compaction | 11/19/25 | 0933 | 20.6 |
| | Y44 | 34.43179197 | -118.643956 | 10/22/25 | 0915 | 3,256 | Capped Support Pipe | 10/29/25 | 0912 | 60.4 | | | | | Capped Support Pipe | 11/19/25 | 0935 | 7.8 |
| | Y45 | 34.43177998 | -118.643977 | 10/22/25 | 0917 | 1,356 | Capped Support Pipe | 10/29/25 | 0912 | 53.9 | | | | | Capped Support Pipe | 11/19/25 | 0937 | 13.7 |
| | Y46 | 34.43174897 | -118.644108 | 10/22/25 | 0922 | 4,956 | Moisture Condition, Soil/Dirt Compaction | 10/29/25 | 0913 | 95.4 | | | | | Moisture Condition, Soil/Dirt Compaction | 11/19/25 | 0938 | 14.1 |
| 93 | | | | 10/22/25 | | 31.60 | | | | | | | | | | | | |
| 94 | | | | 10/21/25 | | 630 | | | | | | | | | | | | |
| | Y64 | 34.43069201 | -118.645248 | 10/21/25 | 1027 | 630 | Flow Increase; Cover Compaction | 10/29/25 | 0716 | 59.1 | | | | | Flow Increase; Cover Compaction | 11/19/25 | 1011 | 20.4 |
| 95 | | | | 10/21/25 | | 4,000 | | | | | | | | | | | | |
| | Y65 | 34.43025598 | -118.644874 | 10/21/25 | 1028 | 4,000 | Flow Increase | 10/29/25 | 0721 | 370 | | | | | Flow Increase | 11/19/25 | 1008 | 13.9 |
| 96 | | | | 10/21/25 | | 4.87 | | | | | | | | | | | | |
| 97 | | | | 10/21/25 | | 2,500 | | | | | | | | | | | | |
| | Y63 | 34.43055304 | -118.645976 | 10/21/25 | 1026 | 2,500 | Flow Increase | 10/29/25 | 0715 | 39.8 | | | | | Flow Increase | 11/19/25 | 1013 | 31.7 |
| 98 | | | | 10/21/25 | | 5,000 | | | | | | | | | | | | |
| | Y66 | 34.43009899 | -118.64583 | 10/21/25 | 1029 | 5,000 | Flow Increase | 10/29/25 | 0713 | 64.2 | | | | | Flow Increase | 11/19/25 | 1002 | 13.0 |
| 99 | | | | 10/21/25 | | 4.69 | | | | | | | | | | | | |
| 100 | | | | 10/21/25 | | 45.60 | | | | | | | | | | | | |
| 101 | | | | 10/21/25 | | 59.60 | | | | | | | | | | | | |
| 102 | | | | 10/21/25 | | 19.25 | | | | | | | | | | | | |
| 103 | | | | 10/21/25 | | 800 | | | | | | | | | | | | |
| | Y67 | 34.42974603 | -118.64735 | 10/21/25 | 1030 | 800 | Cover Compaction | 10/29/25 | 0710 | 23.5 | | | | | Cover Compaction | 11/19/25 | 0959 | 12.0 |
| 104 | | | | 10/21/25 | | 600 | | | | | | | | | | | | |
| | Y68 | 34.42982901 | -118.645178 | 10/21/25 | 1032 | 600 | Flow Increase | 10/29/25 | 0719 | 240 | | | | | Flow Increase | 11/19/25 | 0955 | 240 |
| 105 | | | | 10/22/25 | | 14.16 | | | | | | | | | | | | |
| 106 | | | | 10/22/25 | | 13.12 | | | | | | | | | | | | |
| 107 | | | | 10/22/25 | | 13.07 | | | | | | | | | | | | |
| 108 | | | | 10/22/25 | | 3.7 | | | | | | | | | | | | |
| 109 | | | | 10/22/25 | | 3.3 | | | | | | | | | | | | |
| 110 | | | | 10/22/25 | | 3.2 | | | | | | | | | | | | |
| 111 | | | | 10/22/25 | | 4.1 | | | | | | | | | | | | |
| 112 | | | | 10/22/25 | | 4.32 | | | | | | | | | | | | |
| 113 | | | | 10/22/25 | | 4.20 | | | | | | | | | | | | |
| 114 | | | | 10/22/25 | | 4.15 | | | | | | | | | | | | |
| 115 | | | | 10/22/25 | | 4.01 | | | | | | | | | | | | |
| 116 | | | | 10/22/25 | | 3.2 | | | | | | | | | | | | |
| 117 | | | | 10/22/25 | | 4.3 | | | | | | | | | | | | |
| 118 | | | | 10/22/25 | | 2.7 | | | | | | | | | | | | |
| 119 | | | | 10/22/25 | | 2.9 | | | | | | | | | | | | |
| 120 | | | | 10/22/25 | | 8.9 | | | | | | | | | | | | |
| 121 | | | | 10/22/25 | | 8.2 | | | | | | | | | | | | |
| 122 | | | | 10/22/25 | | 7.3 | | | | | | | | | | | | |
| 123 | | | | 10/22/25 | | 3.8 | | | | | | | | | | | | |
| 124 | | | | 10/22/25 | | 3.3 | | | | | | | | | | | | |
| 125 | | | | 10/22/25 | | 2.9 | | | | | | | | | | | | |
| 126 | | | | 10/22/25 | | 2.8 | | | | | | | | | | | | |
| 127 | | | | 10/22/25 | | 3.1 | | | | | | | | | | | | |
| 128 | | | | 10/22/25 | | 8.4 | | | | | | | | | | | | |
| 129 | | | | 10/22/25 | | 7.7 | | | | | | | | | | | | |
| 130 | | | | 10/22/25 | | 7.9 | | | | | | | | | | | | |
| 131 | | | | 10/22/25 | | 6.8 | | | | | | | | | | | | |
| 132 | | | | 10/22/25 | | 6.3 | | | | | | | | | | | | |
| 133 | | | | 10/22/25 | | 6.2 | | | | | | | | | | | | |
| 134 | | | | 10/22/25 | | 5.9 | | | | | | | | | | | | |
| 135 | | | | 10/22/25 | | 6.5 | | | | | | | | | | | | |
| 136 | | | | 10/22/25 | | 6.9 | | | | | | | | | | | | |
| 137 | | | | 10/22/25 | | 6.6 | | | | | | | | | | | | |
| 138 | | | | 10/22/25 | | 6.4 | | | | | | | | | | | | |
| 139 | | | | 10/22/25 | | 6.1 | | | | | | | | | | | | |
| 140 | | | | 10/22/25 | | 6.3 | | | | | | | | | | | | |
| 141 | | | | 10/22/25 | | 6.8 | | | | | | | | | | | | |
| 142 | | | | 10/22/25 | | 6.5 | | | | | | | | | | | | |
| 143 | | | | 10/22/25 | | 5.09 | | | | | | | | | | | | |
| 144 | | | | 10/22/25 | | 4.70 | | | | | | | | | | | | |
| 145 | | | | 10/21/25 | | 78.60 | | | | | | | | | | | | |
| 146 | | | | 10/21/25 | | 86.20 | | | | | | | | | | | | |
| 147 | | | | 10/20/25 | | 1,500 | | | | | | | | | | | | |
| | Y69 | 34.43540901 | -118.64683 | 10/20/25 | 1009 | 1,500 | Flow Increase; Cover Compaction | 10/29/25 | 0803 | 29.1 | | | | | Flow Increase; Cover Compaction | 11/19/25 | 1037 | 3.8 |
| 148 | | | | 10/20/25 | | 7,500 | | | | | | | | | | | | |
| | Y70 | 34.43510701 | -118.646537 | 10/20/25 | 1017 | 7,500 | Flow Increase; Cover Compaction | 10/29/25 | 0802 | 60.4 | | | | | Flow Increase; Cover Compaction | 11/19/25 | 1015 | 28.9 |
| 149 | | | | 10/20/25 | | 950 | | | | | | | | | | | | |
| | Y71 | 34.43432297 | -118.646123 | 10/20/25 | 1027 | 950 | Flow Increase; Cover Compaction | 10/29/25 | 0830 | 62.3 | | | | | Flow Increase; Cover Compaction | 11/19/25 | 1044 | 58.1 |
| 150 | | | | 10/21/25 | | 623 | | | | | | | | | | | | |

**Table 1**

| | | | | | | | | | | | | | | | | | | |
|---|---|---|---|---|---|---|---|---|---|---|---|---|---|---|---|---|---|---|
| | Y1 | 34.436126 | -118.648374 | 10/21/25 | 0825 | 623 | Flow Increase | 10/29/25 | 0730 | 88.1 | | | | | Flow Increase | 11/19/25 | 0950 | 22.0 |
| 151 | | | | 10/21/25 | | 105 | | | | | | | | | | | | |
| 152 | | | | 10/20/25 | | 7,000 | | | | | | | | | | | | |
| | Y68 | 34.43531396 | -118.647245 | 10/20/25 | 1000 | 7,000 | Flow Increase; Cover Compaction | 10/29/25 | 0805 | 4507 | | | | | Flow Increase; Cover Compaction | 11/19/25 | 1030 | 20.1 |
| 153 | | | | 10/20/25 | | 1,300 | | | | | | | | | | | | |
| | Y67 | 34.43487902 | -118.647238 | 10/20/25 | 0949 | 1,300 | Flow Increase | 10/29/25 | 0806 | 112 | | | | | Flow Increase | 11/19/25 | 1129 | 129 |
| 154 | | | | 10/20/25 | | 3,500 | | | | | | | | | | | | |
| | Y66 | 34.43411401 | -118.646754 | 10/20/25 | 0936 | 3,500 | Flow Increase; Cover Compaction | 10/29/25 | 0822 | 36.4 | | | | | Flow Increase; Cover Compaction | 11/19/25 | 1125 | 18.0 |
| 155 | | | | 10/20/25 | | 4,000 | | | | | | | | | | | | |
| | Y72 | 34.43377797 | -118.646327 | 10/20/25 | 1034 | 4,000 | Flow Increase | 10/29/25 | 0827 | 396 | | | | | Flow Increase | 11/19/25 | 1102 | 17.8 |
| 156 | | | | 10/20/25 | | 132 | | | | | | | | | | | | |
| 157 | | | | 10/20/25 | | 39.10 | | | | | | | | | | | | |
| 158 | | | | 10/20/25 | | 500 | | | | | | | | | | | | |
| | Y63 | 34.43455498 | -118.647771 | 10/20/25 | 0845 | 500 | Flow Increase | 10/29/25 | 0809 | 30.5 | | | | | Flow Increase | 11/19/25 | 1117 | 15.8 |
| 159 | | | | 10/20/25 | | 4,000 | | | | | | | | | | | | |
| | Y64 | 34.43405902 | -118.647111 | 10/20/25 | 0919 | 540 | Flow Increase | 10/29/25 | 0824 | 54.8 | | | | | Flow Increase | 11/19/25 | 1122 | 50.6 |
| | Y65 | 34.43384503 | -118.647366 | 10/20/25 | 0925 | 4,000 | Flow Increase | 10/29/25 | 0825 | 214 | | | | | Flow Increase | 11/19/25 | 1123 | 13.7 |
| 160 | | | | 10/21/25 | | 17.45 | | | | | | | | | | | | |
| 161 | | | | 10/21/25 | | 18.65 | | | | | | | | | | | | |
| 162 | | | | 10/21/25 | | 18.17 | | | | | | | | | | | | |
| 163 | | | | 10/21/25 | | 16.90 | | | | | | | | | | | | |
| 164 | | | | 10/21/25 | | 18.80 | | | | | | | | | | | | |
| 165 | | | | 10/21/25 | | 18.60 | | | | | | | | | | | | |
| 166 | | | | 10/20/25 | | 21.80 | | | | | | | | | | | | |
| 167 | | | | 10/20/25 | | 550 | | | | | | | | | | | | |
| | Y62 | 34.43334899 | -118.648669 | 10/20/25 | 0945 | 550 | Flow Increase | 10/29/25 | 0819 | 28.4 | | | | | Flow Increase | 11/19/25 | 1320 | 7.6 |
| 168 | | | | 10/20/25 | | 41.60 | | | | | | | | | | | | |
| 169 | | | | 10/20/25 | | 16.7 | | | | | | | | | | | | |
| 170 | | | | 10/20/25 | | 290 | | | | | | | | | | | | |
| | B61 | 34.43380597 | -118.649464 | 10/20/25 | 0839 | 290 | Flow Increase | 10/29/25 | 0812 | 13.1 | | | | | | | | |
| 171 | | | | 10/20/25 | | 59.71 | | | | | | | | | | | | |
| 172 | | | | 10/20/25 | | 45.60 | | | | | | | | | | | | |
| 173 | | | | 10/20/25 | | 54.9 | | | | | | | | | | | | |
| 174 | | | | 10/20/25 | | 17.4 | | | | | | | | | | | | |
| 175 | | | | 10/20/25 | | 31.8 | | | | | | | | | | | | |
| 176 | | | | 10/20/25 | | 57.6 | | | | | | | | | | | | |
| 177 | | | | 10/20/25 | | 3,263 | | | | | | | | | | | | |
| | Y41 | 34.43551596 | -118.648887 | 10/20/25 | | 3,263 | Seal Repaired | 10/29/25 | 0810 | 88.9 | | | | | Seal Repaired | 11/19/25 | 1053 | 56.7 |
| 178 | | | | 10/20/25 | | 4.71 | | | | | | | | | | | | |
| 179 | | | | 10/20/25 | | 4.62 | | | | | | | | | | | | |
| 180 | | | | 10/20/25 | | 3.89 | | | | | | | | | | | | |
| 181 | | | | 10/20/25 | | 3.71 | | | | | | | | | | | | |
| 182 | | | | 10/20/25 | | 4.31 | | | | | | | | | | | | |
| 183 | | | | 10/20/25 | | 5.16 | | | | | | | | | | | | |
| 184 | | | | 10/20/25 | | 4.91 | | | | | | | | | | | | |
| 185 | | | | 10/20/25 | | 5.08 | | | | | | | | | | | | |
| 186 | | | | 10/20/25 | | 4.62 | | | | | | | | | | | | |
| 187 | | | | 10/20/25 | | 4.29 | | | | | | | | | | | | |
| 188 | | | | 10/20/25 | | 4.44 | | | | | | | | | | | | |
| 189 | | | | 10/20/25 | | 4.39 | | | | | | | | | | | | |
| 190 | | | | 10/20/25 | | 3.91 | | | | | | | | | | | | |
| 191 | | | | 10/20/25 | | 4.60 | | | | | | | | | | | | |
| 192 | | | | 10/20/25 | | 4.32 | | | | | | | | | | | | |
| 193 | | | | 10/20/25 | | 4.18 | | | | | | | | | | | | |
| 194 | | | | 10/21/25 | | 5.12 | | | | | | | | | | | | |
| 195 | | | | 10/21/25 | | 5.09 | | | | | | | | | | | | |
| 196 | | | | 10/21/25 | | 19.30 | | | | | | | | | | | | |
| 197 | | | | 10/21/25 | | 4.29 | | | | | | | | | | | | |
| 198 | | | | 10/21/25 | | 16.32 | | | | | | | | | | | | |
| 199 | | | | 10/21/25 | | 4.21 | | | | | | | | | | | | |
| 200 | | | | 10/20/25 | | 3.6 | | | | | | | | | | | | |
| 201 | | | | 10/20/25 | | 5.8 | | | | | | | | | | | | |
| 202 | | | | 10/20/25 | | 3,598 | | | | | | | | | | | | |
| | Y42 | 34.43397101 | -118.651359 | 10/20/25 | 0947 | 3,598 | Flow Increase | 10/29/25 | 0814 | 110 | | | | | Flow Increase | 11/19/25 | 1105 | 60.0 |
| 203 | | | | 10/20/25 | | 17.6 | | | | | | | | | | | | |
| 204 | | | | 10/20/25 | | 17.2 | | | | | | | | | | | | |
| 205 | | | | 10/20/25 | | 4,872 | | | | | | | | | | | | |
| | Y44 | 34.43352702 | -118.652063 | 10/20/25 | 1054 | 4,872 | Cover Compaction | 10/29/25 | 0816 | 38.8 | | | | | Cover Compaction | 11/19/25 | 1107 | 13.0 |
| 206 | | | | 10/20/25 | | 2,987 | | | | | | | | | | | | |
| | Y43 | 34.43314598 | -118.651984 | 10/20/25 | 1042 | 2,987 | Flow Increase | 10/29/25 | 0817 | 62.1 | | | | | Flow Increase | 11/19/25 | 1100 | 11.9 |
| 207 | | | | 10/20/25 | | 5.8 | | | | | | | | | | | | |
| 208 | | | | 10/20/25 | | 14.8 | | | | | | | | | | | | |
| 209 | | | | 10/21/25 | | 17.64 | | | | | | | | | | | | |

**Table 1**

| | | | | | | | | | | | | | | | | | | | |
|---|---|---|---|---|---|---|---|---|---|---|---|---|---|---|---|---|---|---|---|
| 210 | | | | 10/21/25 | | 5.11 | | | | | | | | | | | | | |
| 211 | | | | 10/21/25 | | 210 | | | | | | | | | | | | | |
| | B41 | 34.43155501 | -118.650119 | 10/21/25 | 0945 | 210 | Flow Increase | 10/29/25 | 0704 | 71.1 | | | | | | | | | |
| 212 | | | | 10/21/25 | | 18.25 | | | | | | | | | | | | | |
| 213 | | | | 10/21/25 | | 4.16 | | | | | | | | | | | | | |
| 214 | | | | 10/21/25 | | 4.89 | | | | | | | | | | | | | |
| 215 | | | | 10/21/25 | | 5.29 | | | | | | | | | | | | | |
| 216 | | | | 10/21/25 | | 4.29 | | | | | | | | | | | | | |
| 217 | | | | 10/21/25 | | 4.42 | | | | | | | | | | | | | |
| 218 | | | | 10/21/25 | | 4.31 | | | | | | | | | | | | | |
| 219 | | | | 10/21/25 | | 5.17 | | | | | | | | | | | | | |
| 220 | | | | 10/21/25 | | 5.41 | | | | | | | | | | | | | |
| 221 | | | | 10/21/25 | | 31.70 | | | | | | | | | | | | | |
| 222 | | | | 10/21/25 | | 520 | | | | | | | | | | | | | |
| | Y62 | 34.43020402 | -118.648366 | 10/21/25 | 1025 | 520 | Cover Compaction | 10/29/25 | 0701 | 22.7 | | | | | Cover Compaction | 11/19/25 | 0856 | 32.8 | |
| 223 | | | | 10/21/25 | | 1,000 | | | | | | | | | | | | | |
| | Y61 | 34.42980302 | -118.649011 | 10/21/25 | 1025 | 1,000 | Cover Compaction | 10/29/25 | 0659 | 19.6 | | | | | Cover Compaction | 11/19/25 | 0854 | 264 | |
| 224 | | | | 10/21/25 | | 72.71 | | | | | | | | | | | | | |
| 225 | | | | 10/21/25 | | 41.81 | | | | | | | | | | | | | |
| 226 | | | | 10/21/25 | | 24.30 | | | | | | | | | | | | | |
| 227 | | | | 10/21/25 | | 19.60 | | | | | | | | | | | | | |
| 228 | | | | 10/21/25 | | 238 | | | | | | | | | | | | | |
| | B81 | 34.42907204 | -118.649863 | 10/21/25 | 0841 | 238 | Flow Increase | 10/29/25 | 0656 | 40.1 | | | | | | | | | |
| 229 | | | | 10/21/25 | | 153 | | | | | | | | | | | | | |
| 230 | | | | 10/21/25 | | 566 | | | | | | | | | | | | | |
| | Y82 | 34.42924697 | -118.649205 | 10/21/25 | 0958 | 566 | Cover Compaction | 10/29/25 | 0658 | 27.8 | | | | | Cover Compaction | 11/19/25 | 0852 | 5.6 | |
| 231 | | | | 10/21/25 | | 19.6 | | | | | | | | | | | | | |
| 232 | | | | 10/21/25 | | 17.5 | | | | | | | | | | | | | |
| 233 | | | | 10/21/25 | | 49.1 | | | | | | | | | | | | | |
| 234 | | | | 10/21/25 | | 22.9 | | | | | | | | | | | | | |
| 235 | | | | 10/21/25 | | 23.4 | | | | | | | | | | | | | |
| 236 | | | | 10/21/25 | | 52.3 | | | | | | | | | | | | | |
| 237 | | | | 10/21/25 | | 24.4 | | | | | | | | | | | | | |
| 238 | | | | 10/21/25 | | 17.5 | | | | | | | | | | | | | |
| 239 | | | | 10/21/25 | | 87.9 | | | | | | | | | | | | | |
| 240 | | | | 10/21/25 | | 5.4 | | | | | | | | | | | | | |
| 241 | | | | 10/21/25 | | 142 | | | | | | | | | | | | | |
| 242 | | | | 10/22/25 | | 24.30 | | | | | | | | | | | | | |
| 243 | | | | 10/22/25 | | 45.10 | | | | | | | | | | | | | |
| 244 | | | | 10/22/25 | | 79.34 | | | | | | | | | | | | | |
| 245 | | | | 10/22/25 | | 39.72 | | | | | | | | | | | | | |
| 246 | | | | 10/22/25 | | 61.30 | | | | | | | | | | | | | |
| 247 | | | | 10/22/25 | | 47.82 | | | | | | | | | | | | | |
| 248 | | | | 10/22/25 | | 1,542 | | | | | | | | | | | | | |
| | Y47 | 34.42697799 | -118.649004 | 10/22/25 | 1112 | 862 | Cover Compaction | 10/29/25 | 1007 | 77.9 | | | | | Cover Compaction | 11/19/25 | 0940 | 187 | |
| | Y48 | 34.42689702 | -118.649021 | 10/22/25 | 1114 | 1,542 | Cover Compaction | 10/29/25 | 1008 | 59.1 | | | | | Cover Compaction | 11/19/25 | 0941 | 19.6 | |
| 249 | | | | 10/22/25 | | 27.69 | | | | | | | | | | | | | |
| 250 | | | | 10/22/25 | | 51.32 | | | | | | | | | | | | | |
| 251 | | | | 10/22/25 | | 21.60 | | | | | | | | | | | | | |
| 252 | | | | 10/21/25 | | 14.2 | | | | | | | | | | | | | |
| 253 | | | | 10/21/25 | | 7.7 | | | | | | | | | | | | | |

# Table 1

**Chiquita Canyon Landfill Rule 1150.1 4th Quarter Monitoring Report**

**November 2025 Chiquita Canyon Landfill Instantaneuous Surfcae Monitoring Full Site Sweep (11-3-25/11-4-25/11-5-25)**

| Grid | Flag | Latitiude | Longitude | Initial Date | Time | Initial Exceedance >500, 200-499 (PPM) | 10-Day Corrective Action | First Remonitoring Date (10-days) | Time | PPM | 2nd 10-Day Corrective Action | Second Remonitoring Date (10-days) | Time | PPM | 30-DayCorrective Action | 30 Day Remonitoring Date | Time | PPM |
|---|---|---|---|---|---|---|---|---|---|---|---|---|---|---|---|---|---|---|
| **Instantaneuous (Monthly)** | | | | | | | | | | | | | | | | | | |
| 1 | | | | 11/5/25 | | 3.51 | | | | | | | | | | | | |
| 2 | | | | 11/5/25 | | 3.26 | | | | | | | | | | | | |
| 3 | | | | 11/5/25 | | 3.02 | | | | | | | | | | | | |
| 4 | | | | 11/5/25 | | 5.05 | | | | | | | | | | | | |
| 5 | | | | 11/5/25 | | 6.3 | | | | | | | | | | | | |
| 6 | | | | 11/5/25 | | Active Construcion | | | | | | | | | | | | |
| 7 | | | | 11/5/25 | | 6.6 | | | | | | | | | | | | |
| 8 | | | | 11/5/25 | | 6.38 | | | | | | | | | | | | |
| 9 | | | | 11/5/25 | | Active Construction | | | | | | | | | | | | |
| 10 | | | | 11/5/25 | | 6.4 | | | | | | | | | | | | |
| 11 | | | | 11/5/25 | | 4.1 | | | | | | | | | | | | |
| 12 | | | | 11/5/25 | | 3.8 | | | | | | | | | | | | |
| 13 | | | | 11/5/25 | | 4.8 | | | | | | | | | | | | |
| 14 | | | | 11/5/25 | | 4.7 | | | | | | | | | | | | |
| 15 | | | | 11/5/25 | | 5.2 | | | | | | | | | | | | |
| 16 | | | | 11/5/25 | | 3.7 | | | | | | | | | | | | |
| 17 | | | | 11/5/25 | | 4.1 | | | | | | | | | | | | |
| 18 | | | | 11/5/25 | | 4.3 | | | | | | | | | | | | |
| 19 | | | | 11/5/25 | | 4.2 | | | | | | | | | | | | |
| 20 | | | | 11/5/25 | | 3.8 | | | | | | | | | | | | |
| 21 | | | | 11/4/25 | | 5.32 | | | | | | | | | | | | |
| 22 | | | | 11/4/25 | | 5.50 | | | | | | | | | | | | |
| 23 | | | | 11/4/25 | | 5.26 | | | | | | | | | | | | |
| 24 | | | | 11/4/25 | | 5.05 | | | | | | | | | | | | |
| 25 | | | | 11/4/25 | | 4.92 | | | | | | | | | | | | |
| 26 | | | | 11/4/25 | | 5.61 | | | | | | | | | | | | |
| 27 | | | | 11/4/25 | | 5.26 | | | | | | | | | | | | |
| 28A | | | | 11/4/25 | | 5.56 | | | | | | | | | | | | |
| 29 | | | | 11/4/25 | | 5.42 | | | | | | | | | | | | |
| 30 | | | | 11/3/25 | | 3,000 | | | | | | | | | | | | |
| | Y88 | 34.43367597 | -118.645178 | 11/3/25 | 0956 | 3,000 | Flow Increase | 11/11/25 | 0920 | 11.7 | | | | | Flow Increase | 12/1/25 | 1120 | 4.82 |
| 31 | | | | 11/4/25 | | 7.45 | | | | | | | | | | | | |
| 32 | | | | 11/3/25 | | 4,000 | | | | | | | | | | | | |
| | Y84 | 34.43455598 | -118.644549 | 11/3/25 | 0944 | 4,000 | Flow Increase | 11/11/25 | 0859 | 22.1 | | | | | Flow Increase | 12/1/25 | 1107 | 3.11 |
| | Y85 | 34.43446504 | -118.64485 | 11/3/25 | 0947 | 1,000 | Flow Increase; Cover Compaction | 11/11/25 | 0857 | 40.6 | | | | | Flow Increase; Cover Compaction | 12/1/25 | 1109 | 22.78 |
| 33 | | | | 11/3/25 | | 7,000 | | | | | | | | | | | | |
| | Y86 | 34.43417301 | -118.644873 | 11/3/25 | 0949 | 1,000 | Flow Increase; Cover Compaction | 11/11/25 | 0916 | 48.4 | | | | | Flow Increase; Cover Compaction | 12/1/25 | 1115 | 13.98 |
| | Y87 | 34.43397 | -118.644678 | 11/3/25 | 0953 | 7,000 | Flow Increase | 11/11/25 | 0918 | 15.9 | | | | | Flow Increase | 12/1/25 | 1117 | 7.23 |
| | Y93 | 34.434487 | -118.644169 | 11/3/25 | 1107 | 730 | Flow Increase | 11/11/25 | 0901 | 75.3 | | | | | Flow Increase | 12/1/25 | 1136 | 18.42 |
| 34 | | | | 11/4/25 | | 9.40 | | | | | | | | | | | | |
| 35 | | | | 11/4/25 | | 7.46 | | | | | | | | | | | | |
| 36 | | | | 11/3/25 | | 34.60 | | | | | | | | | | | | |
| 37 | | | | 11/4/25 | | 19.25 | | | | | | | | | | | | |
| 38 | | | | 11/4/25 | | 6.80 | | | | | | | | | | | | |
| 39 | | | | 11/4/25 | | 9.28 | | | | | | | | | | | | |
| 40 | | | | 11/4/25 | | 32.17 | | | | | | | | | | | | |
| | B3 | 34.434947 | -118.642804 | 11/4/25 | 1104 | 300 | Flow Increase | 11/11/25 | 0959 | 31.1 | | | | | | | | |
| 41 | | | | 11/4/25 | | 43.16 | | | | | | | | | | | | |
| 42 | | | | 11/4/25 | | 47.16 | | | | | | | | | | | | |
| 43 | | | | 11/4/25 | | 4,215 | | | | | | | | | | | | |
| | Y10 | 34.43317104 | -118.643068 | 11/4/25 | 1158 | 923 | Cover Compaction | 11/11/25 | 0950 | 119 | | | | | Cover Compaction | 12/1/25 | 0939 | 100 |

**Table 1**

| | | | | | | | | | | | | | | | | | | | |
|---|---|---|---|---|---|---|---|---|---|---|---|---|---|---|---|---|---|---|---|
| | Y11 | 34.43315797 | -118.643036 | 11/4/25 | 1159 | 500 | Cover Compaction | 11/11/25 | 0950 | 76.4 | | | | | Cover Compaction | 12/1/25 | 0943 | 32.4 |
| | Y12 | 34.43317297 | -118.64296 | 11/4/25 | 1206 | 4,215 | Cover Compaction | 11/11/25 | 0951 | 39.1 | | | | | Cover Compaction | 12/1/25 | 0943 | 30.4 |
| 44 | | | | 11/4/25 | | 615 | | | | | | | | | | | | |
| | Y7 | 34.43510902 | -118.64232 | 11/4/25 | 1053 | 615 | Cover Compaction | 11/11/25 | 1000 | 18.3 | | | | | Cover Compaction | 12/1/25 | 0932 | 11.7 |
| 45 | | | | 11/4/25 | | 1,056 | | | | | | | | | | | | |
| | Y8 | 34.43479403 | -118.642488 | 11/4/25 | 1108 | 1,056 | Cover Compaction | 11/11/25 | 0958 | 14.8 | | | | | Cover Compaction | 12/1/25 | 0936 | 2.84 |
| 46 | | | | 11/4/25 | | 4,823 | | | | | | | | | | | | |
| | Y9 | 34.43409598 | -118.6421 | 11/4/25 | 1121 | 4,823 | Cover Compaction | 11/11/25 | 0956 | 12.9 | | | | | Cover Compaction | 12/1/25 | 0937 | 17.1 |
| 47 | | | | 11/4/25 | | 19.75 | | | | | | | | | | | | |
| | Y14 | 34.43373397 | -118.642302 | 11/4/25 | 1238 | 706 | Flow Increase | 11/11/25 | 0955 | 46.6 | | | | | Flow Increase | 12/1/25 | 0946 | 42.1 |
| 48 | | | | 11/4/25 | | 2,400 | | | | | | | | | | | | |
| | Y21 | 34.433682 | -118.640887 | 11/4/25 | 1017 | 1,435 | Cover Compaction | 11/11/25 | 1029 | 9.9 | | | | | Cover Compaction | 12/1/25 | 0918 | 19.2 |
| | Y22 | 34.43474298 | -118.641192 | 11/4/25 | 1039 | 2,400 | Cover Compaction | 11/11/25 | 1027 | 4.2 | | | | | Cover Compaction | 12/1/25 | 1016 | 30.1 |
| 49 | | | | 11/4/25 | | 7.06 | | | | | | | | | | | | |
| 50 | | | | 11/4/25 | | 19.00 | | | | | | | | | | | | |
| 51 | | | | 11/4/25 | | 15.83 | | | | | | | | | | | | |
| 52 | | | | 11/4/25 | | 51.13 | | | | | | | | | | | | |
| 53 | | | | 11/3/25 | | 690 | | | | | | | | | | | | |
| | Y41 | 34.43528303 | -118.646287 | 11/3/25 | 0912 | 690 | Flow Increase | 11/11/25 | 0846 | 63.2 | | | | | Flow Increase | 12/1/25 | 1129 | 39.1 |
| | Y13 | 34.43297298 | -118.642129 | 11/4/25 | 0915 | 820 | Cover Compaction | 11/11/25 | 0953 | 22.4 | | | | | Cover Compaction | 12/1/25 | 0944 | 17.8 |
| 54 | | | | 11/3/25 | | 5,000 | | | | | | | | | | | | |
| | Y83 | 34.43557799 | -118.64484 | 11/3/25 | 0936 | 5,000 | Flow Increase; Cover Compaction | 11/11/25 | 0907 | 12.1 | | | | | Flow Increase; Cover Compaction | 12/1/25 | 1100 | 4.68 |
| 55 | | | | 11/3/25 | | 900 | | | | | | | | | | | | |
| | Y82 | 34.43595299 | -118.644163 | 11/3/25 | 0929 | 900 | Flow Increase | 11/11/25 | 0910 | 13.6 | | | | | Flow Increase | 12/1/25 | 1104 | 9.98 |
| 56 | | | | 11/4/25 | | 3,742 | | | | | | | | | | | | |
| | Y2 | 34.43655004 | -118.64327 | 11/4/25 | 0948 | 626 | Cover Compaction | 11/11/25 | 1012 | 67.3 | | | | | Cover Compaction | 12/1/25 | 0934 | 34.6 |
| | Y3 | 34.436471 | -118.643521 | 11/4/25 | 0950 | 3,742 | Flow Increase | 11/11/25 | 1013 | 247 | | | | | Flow Increase | 12/1/25 | 0920 | 18.7 |
| | B2 | 34.43647896 | -118.643583 | 11/4/25 | 0953 | 200 | Flow Increase | 11/11/25 | 1014 | 22.3 | | | | | | | | |
| 57 | | | | 11/4/25 | | 9,752 | | | | | | | | | | | | |
| | Y1 | 34.43659999 | -118.642965 | 11/4/25 | 0937 | 9,752 | Cover Compaction | 11/11/25 | 1012 | 67.3 | | | | | Cover Compaction | 12/1/25 | 0923 | 42.7 |
| 58 | | | | 11/4/25 | | 1,850 | | | | | | | | | | | | |
| | Y26 | 34.43663897 | -118.641254 | 11/4/25 | 1052 | 751 | Flow Increase | 11/11/25 | 1020 | 7.7 | | | | | Flow Increase | 12/1/25 | 1008 | 7.1 |
| | Y27 | 34.43680502 | -118.64138 | 11/4/25 | 1056 | 574 | Cover Compaction | 11/11/25 | 1019 | 5.9 | | | | | Cover Compaction | 12/1/25 | 1007 | 3.1 |
| | Y28 | 34.43692102 | -118.641498 | 11/4/25 | 1059 | 1,850 | Tightened screws on flange | 11/11/25 | 1017 | 39.1 | | | | | Tightened screws on flange | 12/1/25 | 1044 | 17.7 |
| 59 | | | | 11/3/25 | | 82.17 | | | | | | | | | | | | |
| 60 | | | | 11/3/25 | | 1,000 | | | | | | | | | | | | |
| | Y92 | 34.435709 | -118.643803 | 11/3/25 | 1058 | 1,000 | Cover Compaction | 11/11/25 | 0911 | 7.6 | | | | | Cover Compaction | 12/1/25 | 1134 | 8.61 |
| 61 | | | | 11/4/25 | | 680 | | | | | | | | | | | | |
| | Y4 | 34.43573498 | -118.643657 | 11/4/25 | 0958 | 680 | Cover Compaction | 11/11/25 | 1008 | 5.8 | | | | | Cover Compaction | 12/1/25 | 0929 | 40.1 |
| 62 | | | | 11/4/25 | | 2,074 | | | | | | | | | | | | |
| | Y5 | 34.43550096 | -118.643044 | 11/4/25 | 1016 | 2,074 | Flow Increase | 11/11/25 | 1006 | 97.3 | | | | | Flow Increase | 12/1/25 | 0930 | 17.9 |
| 63 | | | | 11/4/25 | | 1,158 | | | | | | | | | | | | |
| | Y6 | 34.43599398 | -118.642491 | 11/4/25 | 1022 | 1,158 | Cover Compaction | 11/11/25 | 1010 | 238 | | | | | Cover Compaction | 12/1/25 | 0932 | 19.9 |
| 64 | | | | 11/4/25 | | 1,657 | | | | | | | | | | | | |
| | Y23 | 34.43544396 | -118.641384 | 11/4/25 | 1037 | 1,500 | Flow Increase | 11/11/25 | 1026 | 91.3 | | | | | Flow Increase | 12/1/25 | 1014 | 30.9 |
| | Y24 | 34.43598996 | -118.640867 | 11/4/25 | 1044 | 1,657 | Flow Increase; Cover Compaction | 11/11/25 | 1023 | 12.4 | | | | | Flow Increase; Cover Compaction | 12/1/25 | 1013 | 4.8 |
| | Y30 | 34.43564999 | -118.641636 | 11/4/25 | 1122 | 825 | Flow Increase | 11/11/25 | 1002 | 62.3 | | | | | Flow Increase | 12/1/25 | 1001 | 7.94 |
| 65 | | | | 11/4/25 | | 615 | | | | | | | | | | | | |
| | Y25 | 34.43627603 | -118.641047 | 11/4/25 | 1049 | 615 | Cover Compaction | 11/11/25 | 1021 | 9.3 | | | | | Cover Compaction | 12/1/25 | 1007 | 3.1 |
| | B21 | 34.43616598 | -118.640949 | 11/4/25 | 1047 | 228 | Flow Increase | 11/11/25 | 1021 | 11.2 | | | | | | | | |
| | B22 | 34.43621904 | -118.6412165 | 11/4/25 | 1114 | 321 | Flow Increase | 11/11/25 | 1025 | 19.0 | | | | | | | | |
| 66 | | | | 11/3/25 | | 240 | | | | | | | | | | | | |
| | B41 | 34.43603899 | -118.646351 | 11/3/25 | 0920 | 240 | Flow Increase | 11/11/25 | 0842 | 99.2 | | | | | | | | |
| 67 | | | | 11/3/25 | | 34.60 | | | | | | | | | | | | |
| 68 | | | | 11/3/25 | | 2,500 | | | | | | | | | | | | |
| | Y81 | 34.43659999 | -118.644257 | 11/3/25 | 0920 | 2,500 | Flow Increase | 11/11/25 | 0912 | 27.3 | | | | | Flow Increase | 12/1/25 | 1100 | 7.21 |
| 69 | | | | 11/4/25 | | 43.60 | | | | | | | | | | | | |

**Table 1**

| | | | | | | | | | | | | | | | | | | |
|---|---|---|---|---|---|---|---|---|---|---|---|---|---|---|---|---|---|---|
| 70 | | | | 11/4/25 | | 24.60 | | | | | | | | | | | | |
| 71 | | | | 11/4/25 | | 20,000 | | | | | | | | | | | | |
| | Y29 | 34.43750901 | -118.642139 | 11/4/25 | 1105 | 20,000 | Flow Increase; Cover Compaction | 11/11/25 | 1016 | 14.5 | | | | | Flow Increase; Cover Compaction | 12/1/25 | 1003 | 14.3 |
| 72 | | | | 11/3/25 | | 56.10 | | | | | | | | | | | | |
| 73 | | | | 11/3/25 | | 3,021 | | | | | | | | | | | | |
| | Y30 | 34.43728999 | -118.644019 | 11/3/25 | 1047 | 3,021 | Flow Increase | 11/11/25 | 0938 | 109 | | | | | Flow Increase | 12/1/25 | 1055 | 13.78 |
| 74 | | | | 11/3/25 | | 42.13 | | | | | | | | | | | | |
| 75 | | | | 11/3/25 | | 21.71 | | | | | | | | | | | | |
| 76 | | | | 11/3/25 | | 31.60 | | | | | | | | | | | | |
| 77 | | | | 11/3/25 | | 70.81 | | | | | | | | | | | | |
| 78 | | | | 11/3/25 | | 500 | | | | | | | | | | | | |
| | Y22 | 34.437306 | -118.646636 | 11/3/25 | 1009 | 500 | Flow Increase | 11/11/25 | 0833 | 119 | | | | | | 12/1/25 | 1239 | 13.9 |
| 79 | | | | 11/3/25 | | 1,752 | | | | | | | | | | | | |
| | Y23 | 34.43731698 | -118.645753 | 11/3/25 | 1116 | 1,752 | Flow Increase | 11/11/25 | 0835 | 210 | | | | | Flow Increase | 12/1/25 | 1240 | 33.12 |
| | Y24 | 34.43732302 | -118.645839 | 11/3/25 | 1013 | 1,422 | Cover Compaction | 11/11/25 | 0834 | 108 | | | | | Cover Compaction | 12/1/25 | 1241 | 32.1 |
| 80 | | | | 11/3/25 | | 8,625 | | | | | | | | | | | | |
| | Y25 | 34.43803598 | -118.643852 | 11/3/25 | 1024 | 8,625 | Flow Increase | 11/11/25 | 0930 | 51.4 | | | | | | 12/1/25 | 1049 | 14.7 |
| | Y26 | 34.43808502 | -118.643785 | 11/3/25 | 1027 | 879 | Cover Compaction | 11/11/25 | 0930 | 19.6 | | | | | Cover Compaction | 12/1/25 | 1051 | 7.82 |
| | Y27 | 34.43812701 | -118.643764 | 11/3/25 | 1030 | 721 | Cover Compaction | 11/11/25 | 0931 | 13.5 | | | | | Cover Compaction | 12/1/25 | 1052 | 6.98 |
| | Y28 | 34.43817998 | -118.643721 | 11/3/25 | 1031 | 1,842 | Cover Compaction | 11/11/25 | 0932 | 12.4 | | | | | Cover Compaction | 12/1/25 | 1054 | 7.21 |
| | Y29 | 34.43823203 | -118.643698 | 11/3/25 | 1033 | 7,712 | Cover Compaction | 11/11/25 | 0932 | 11.6 | | | | | Cover Compaction | 12/1/25 | 1057 | 3.78 |
| 81 | | | | 11/3/25 | | 18.6 | | | | | | | | | | | | |
| 82 | | | | 11/3/25 | | 20,000 | | | | | | | | | | | | |
| | Y61 | 34.43466503 | -118.645379 | 11/3/25 | 0916 | 20,000 | Flow Increase | 11/11/25 | 0735 | 20.2 | | | | | Flow Increase | 12/1/25 | 1203 | 7.32 |
| | Y62 | 34.43440997 | -118.645255 | 11/3/25 | 0924 | 8,441 | Flow Increase; Cover Compaction | 11/11/25 | 0855 | 37.2 | | | | | Flow Increase; Cover Compaction | 12/1/25 | 1205 | 39.84 |
| | Y63 | 34.434645 | -118.645729 | 11/3/25 | 0934 | 6,897 | Flow Increase | 11/11/25 | 854 | 142 | | | | | Flow Increase | 12/1/25 | 1206 | 18.76 |
| | Y64 | 34.43437099 | -118.645633 | 11/3/25 | 0940 | 3,252 | Cover Compaction | 11/11/25 | 0745 | 64.7 | | | | | Cover Compaction | 12/1/25 | 1207 | 13.89 |
| 83 | | | | 11/3/25 | | 910 | | | | | | | | | | | | |
| | Y65 | 34.43425197 | -118.645626 | 11/3/25 | 0945 | 910 | Flow Increase | 11/11/25 | 0746 | 91.9 | | | | | Flow Increase | 12/1/25 | 1208 | 11.11 |
| 84 | | | | 11/3/25 | | 800 | | | | | | | | | | | | |
| | Y88 | 34.43324002 | -118.645559 | 11/3/25 | 1004 | 800 | Flow Increase | 11/11/25 | 0920 | 7.9 | | | | | Flow Increase | 12/1/25 | 1121 | 13.61 |
| 85 | | | | 11/3/25 | | 650 | | | | | | | | | | | | |
| | Y90 | 34.43296703 | -118.645571 | 11/3/25 | 1006 | 650 | Flow Increase; Cover Compaction | 11/11/25 | 0921 | 7.1 | | | | | Flow Increase; Cover Compaction | 12/1/25 | 1130 | 3.71 |
| 86 | | | | 11/4/25 | | 6.84 | | | | | | | | | | | | |
| 87 | | | | 11/4/25 | | 9.24 | | | | | | | | | | | | |
| 88 | | | | 11/3/25 | | 77.17 | | | | | | | | | | | | |
| 89 | | | | 11/3/25 | | 74.10 | | | | | | | | | | | | |
| 90 | | | | 11/3/25 | | 143 | | | | | | | | | | | | |
| 91 | | | | 11/4/25 | | 10.55 | | | | | | | | | | | | |
| 92 | | | | 11/4/25 | | 426 | | | | | | | | | | | | |
| | B61 | 34.43181803 | -118.644256 | 11/4/25 | 1043 | 426 | Flow Increase | 11/11/25 | 0947 | 150 | | | | | | | | |
| 93 | | | | 11/4/25 | | 955 | | | | | | | | | | | | |
| | Y61 | 34.43125301 | -118.644268 | 11/4/25 | 1055 | 663 | Cover Compaction | 11/11/25 | 0945 | 69.3 | | | | | Cover Compaction | 12/1/25 | 0915 | 39.7 |
| | Y62 | 34.43124597 | -118.644259 | 11/4/25 | 1101 | 955 | Cover Compaction | 11/11/25 | 0945 | 76.4 | | | | | Cover Compaction | 12/1/25 | 0917 | 38.1 |
| 94 | | | | 11/4/25 | | 5.86 | | | | | | | | | | | | |
| 95 | | | | 11/4/25 | | 16.07 | | | | | | | | | | | | |
| 96 | | | | 11/4/25 | | 11.3 | | | | | | | | | | | | |
| 97 | | | | 11/4/25 | | 9.07 | | | | | | | | | | | | |
| 98 | | | | 11/4/25 | | 8.32 | | | | | | | | | | | | |
| 99 | | | | 11/4/25 | | 9.7 | | | | | | | | | | | | |
| 100 | | | | 11/4/25 | | 9.16 | | | | | | | | | | | | |
| 101 | | | | 11/4/25 | | 8.29 | | | | | | | | | | | | |
| 102 | | | | 11/4/25 | | 8.32 | | | | | | | | | | | | |
| 103 | | | | 11/4/25 | | 9.21 | | | | | | | | | | | | |
| 104 | | | | 11/4/25 | | 19.93 | | | | | | | | | | | | |
| 105 | | | | 11/4/25 | | 5.23 | | | | | | | | | | | | |
| 106 | | | | 11/4/25 | | 5.35 | | | | | | | | | | | | |

**Table 1**

| | | | | | | | | | | | | | | | | | | |
|---|---|---|---|---|---|---|---|---|---|---|---|---|---|---|---|---|---|---|
| 107 | | | | 11/4/25 | | 5.17 | | | | | | | | | | | | |
| 108 | | | | 11/5/25 | | 5.52 | | | | | | | | | | | | |
| 109 | | | | 11/5/25 | | 6.30 | | | | | | | | | | | | |
| 110 | | | | 11/5/25 | | 4.02 | | | | | | | | | | | | |
| 111 | | | | 11/5/25 | | 4.50 | | | | | | | | | | | | |
| 112 | | | | 11/5/25 | | 6.1 | | | | | | | | | | | | |
| 113 | | | | 11/5/25 | | 3.9 | | | | | | | | | | | | |
| 114 | | | | 11/5/25 | | 6.7 | | | | | | | | | | | | |
| 115 | | | | 11/5/25 | | 3.8 | | | | | | | | | | | | |
| 116 | | | | 11/5/25 | | 4.51 | | | | | | | | | | | | |
| 117 | | | | 11/5/25 | | 3.91 | | | | | | | | | | | | |
| 118 | | | | 11/5/25 | | 5.16 | | | | | | | | | | | | |
| 119 | | | | 11/5/25 | | 4.30 | | | | | | | | | | | | |
| 120 | | | | 11/5/25 | | 6.5 | | | | | | | | | | | | |
| 121 | | | | 11/5/25 | | 6.2 | | | | | | | | | | | | |
| 122 | | | | 11/5/25 | | 6.8 | | | | | | | | | | | | |
| 123 | | | | 11/5/25 | | 5.07 | | | | | | | | | | | | |
| 124 | | | | 11/5/25 | | 5.17 | | | | | | | | | | | | |
| 125 | | | | 11/5/25 | | 5.22 | | | | | | | | | | | | |
| 126 | | | | 11/5/25 | | 4.16 | | | | | | | | | | | | |
| 127 | | | | 11/5/25 | | 6.0 | | | | | | | | | | | | |
| 128 | | | | 11/5/25 | | 6.6 | | | | | | | | | | | | |
| 129 | | | | 11/5/25 | | 6.7 | | | | | | | | | | | | |
| 130 | | | | 11/5/25 | | 5.30 | | | | | | | | | | | | |
| 131 | | | | 11/5/25 | | 5.18 | | | | | | | | | | | | |
| 132 | | | | 11/5/25 | | 5.29 | | | | | | | | | | | | |
| 133 | | | | 11/5/25 | | 5.19 | | | | | | | | | | | | |
| 134 | | | | 11/5/25 | | 6.2 | | | | | | | | | | | | |
| 135 | | | | 11/5/25 | | 6.5 | | | | | | | | | | | | |
| 136 | | | | 11/5/25 | | 6.9 | | | | | | | | | | | | |
| 137 | | | | 11/5/25 | | 5.41 | | | | | | | | | | | | |
| 138 | | | | 11/5/25 | | 5.62 | | | | | | | | | | | | |
| 139 | | | | 11/5/25 | | 5.16 | | | | | | | | | | | | |
| 140 | | | | 11/5/25 | | 4.95 | | | | | | | | | | | | |
| 141 | | | | 11/5/25 | | 6.4 | | | | | | | | | | | | |
| 142 | | | | 11/5/25 | | 5.01 | | | | | | | | | | | | |
| 143 | | | | 11/5/25 | | 4.2 | | | | | | | | | | | | |
| 144 | | | | 11/5/25 | | 4.5 | | | | | | | | | | | | |
| 145 | | | | 11/3/25 | | 15.69 | | | | | | | | | | | | |
| 146 | | | | 11/3/25 | | 856 | | | | | | | | | | | | |
| | Y32 | 34.43622599 | -118.647101 | 11/3/25 | 1231 | 856 | Cover Compaction | 11/11/25 | 0840 | 88.2 | | | | | Cover Compaction | 12/1/25 | 1203 | 7.32 |
| 147 | | | | 11/3/25 | | 1,500 | | | | | | | | | | | | |
| | Y42 | 34.43562702 | -118.646818 | 11/3/25 | 0934 | 1,500 | Flow Increase | 11/11/25 | 0844 | 82.4 | | | | | Flow Increase | 12/1/25 | 1129 | 17.3 |
| | Y43 | 34.43554396 | -118.646682 | 11/3/25 | 0938 | 700 | Flow Increase | 11/11/25 | 0715 | 72.9 | | | | | Flow Increase | 12/1/25 | 1129 | 14.11 |
| 148 | | | | 11/3/25 | | 900 | | | | | | | | | | | | |
| | Y44 | 34.43541002 | -118.646712 | 11/3/25 | 0944 | 900 | Flow Increase | 11/11/25 | 0714 | 44.1 | | | | | Flow Increase | 12/1/25 | 1132 | 37.6 |
| | B42 | 34.435063 | -118.646671 | 11/3/25 | 0956 | 200 | Flow Increase | 11/11/25 | 0847 | 19.3 | | | | | | | | |
| 149 | | | | 11/3/25 | | 2,347 | | | | | | | | | | | | |
| | Y66 | 34.43427997 | -118.646091 | 11/3/25 | 0954 | 2,347 | Cover Compaction | 11/11/25 | 0748 | 39.7 | | | | | Cover Compaction | 12/1/25 | 1214 | 7.13 |
| 150 | | | | 11/3/25 | | 45.20 | | | | | | | | | | | | |
| 151 | | | | 11/3/25 | | 7,148 | | | | | | | | | | | | |
| | Y21 | 34.43634996 | -118.648474 | 11/3/25 | 0959 | 7,145 | Cover Compaction | 11/11/25 | 0828 | 319 | | | | | Cover Compaction | 12/1/25 | 1139 | 70.1 |
| | Y31 | 34.43585199 | -118.648031 | 11/3/25 | 1218 | 7,148 | Flow Increase; Seal Repaired | 11/11/25 | 0831 | 197 | | | | | Flow Increase; Seal Repaired | 12/1/25 | 1055 | 13.78 |
| 152 | | | | 11/3/25 | | 21.39 | | | | | | | | | | | | |
| 153 | | | | 11/3/25 | | 22.61 | | | | | | | | | | | | |
| 154 | | | | 11/3/25 | | 3,391 | | | | | | | | | | | | |
| | Y67 | 34.43427402 | -118.646695 | 11/3/25 | 1002 | 3,341 | Flow Increase | 11/11/25 | 0852 | 73.4 | | | | | Flow Increase | 12/1/25 | 1217 | 22.63 |

**Table 1**

| | | | | | | | | | | | | | | | | | | |
|---|---|---|---|---|---|---|---|---|---|---|---|---|---|---|---|---|---|---|
| | Y68 | 34.43445599 | -118.647149 | 11/3/25 | 1008 | 2,843 | Flow Increase | 11/11/25 | 0849 | 319 | | | | | Flow Increase | 12/1/25 | 1219 | 70.4 |
| 155 | | | | 11/3/25 | | 2,584 | | | | | | | | | | | | |
| | Y70 | 34.43379298 | -118.646612 | 11/3/25 | 1031 | 779 | Flow Increase | 11/11/25 | 0751 | 66.4 | | | | | Flow Increase | 12/1/25 | 1222 | 13.11 |
| | Y71 | 34.43381301 | -118.646254 | 11/3/25 | 1035 | 2,584 | Flow Increase | 11/11/25 | 0750 | 64.1 | | | | | Flow Increase | 12/1/25 | 1224 | 50.9 |
| 156 | | | | 11/3/25 | | 51.16 | | | | | | | | | | | | |
| 157 | | | | 11/3/25 | | 19.87 | | | | | | | | | | | | |
| 158 | | | | 11/3/25 | | 18.21 | | | | | | | | | | | | |
| 159 | | | | 11/3/25 | | 2,166 | | | | | | | | | | | | |
| | Y69 | 34.43420897 | -118.647357 | 11/3/25 | 1014 | 2,166 | Flow Increase | 11/11/25 | 0850 | 165 | | | | | Flow Increase | 12/1/25 | 1230 | 17.6 |
| 160 | | | | 11/3/25 | | 3,505 | | | | | | | | | | | | |
| | Y72 | 34.433366 | -118.647152 | 11/3/25 | 1049 | 3,393 | Flow Increase | 11/11/25 | 0753 | 35.8 | | | | | Flow Increase | 12/1/25 | 1225 | 32.4 |
| | Y73 | 34.43332502 | -118.647338 | 11/3/25 | 1053 | 3,505 | Flow Increase | 11/11/25 | 0754 | 29.8 | | | | | Flow Increase | 12/1/25 | 1232 | 29.1 |
| 161 | | | | 11/3/25 | | 81.60 | | | | | | | | | | | | |
| 162 | | | | 11/3/25 | | 8,000 | | | | | | | | | | | | |
| | Y91 | 34.43214401 | -118.646748 | 11/3/25 | 1023 | 8,000 | Flow Increase | 11/11/25 | 0759 | 66.1 | | | | | Flow Increase | 12/1/25 | 1133 | 3.99 |
| 163 | | | | 11/3/25 | | 159 | | | | | | | | | | | | |
| 164 | | | | 11/3/25 | | 484 | | | | | | | | | | | | |
| | B75 | 34.43243301 | -118.649 | 11/3/25 | 0933 | 484 | Flow Increase | 11/11/25 | 0803 | 17.1 | | | | | | | | |
| 165 | | | | 11/3/25 | | 156 | | | | | | | | | | | | |
| 166 | | | | 11/3/25 | | 171 | | | | | | | | | | | | |
| 167 | | | | 11/3/25 | | 7,831 | | | | | | | | | | | | |
| | Y74 | 34.43347799 | -118.648905 | 11/3/25 | 1152 | 7,831 | Flow Increase | 11/11/25 | 0813 | 78.9 | | | | | Flow Increase | 12/1/25 | 1234 | 67.4 |
| 168 | | | | 11/3/25 | | 184 | | | | | | | | | | | | |
| 169 | | | | 11/3/25 | | 11.47 | | | | | | | | | | | | |
| 170 | | | | 11/3/25 | | 525 | | | | | | | | | | | | |
| | Y45 | 34.43411702 | -118.64966 | 11/3/25 | 1039 | 525 | Flow Increase | 11/11/25 | 0817 | 120 | | | | | Flow Increase | 12/1/25 | 1140 | 18.71 |
| 171 | | | | 11/3/25 | | 19.87 | | | | | | | | | | | | |
| 172 | | | | 11/3/25 | | 16.91 | | | | | | | | | | | | |
| 173 | | | | 11/3/25 | | 17.49 | | | | | | | | | | | | |
| 174 | | | | 11/3/25 | | 761 | | | | | | | | | | | | |
| | Y46 | 34.43426002 | -118.65081 | 11/3/25 | 1112 | 761 | Cover Compaction | 11/11/25 | 0819 | 91.4 | | | | | Cover Compaction | 12/1/25 | 1100 | 7.21 |
| 175 | | | | 11/3/25 | | 10.16 | | | | | | | | | | | | |
| 176 | | | | 11/3/25 | | 81.60 | | | | | | | | | | | | |
| 177 | | | | 11/3/25 | | 77.10 | | | | | | | | | | | | |
| 178 | | | | 11/3/25 | | 54.78 | | | | | | | | | | | | |
| 179 | | | | 11/3/25 | | 17.04 | | | | | | | | | | | | |
| 180 | | | | 11/3/25 | | 10.85 | | | | | | | | | | | | |
| 181 | | | | 11/3/25 | | 24.04 | | | | | | | | | | | | |
| 182 | | | | 11/3/25 | | 11.60 | | | | | | | | | | | | |
| 183 | | | | 11/3/25 | | 10.59 | | | | | | | | | | | | |
| 184 | | | | 11/3/25 | | 20.93 | | | | | | | | | | | | |
| 185 | | | | 11/3/25 | | 45.07 | | | | | | | | | | | | |
| 186 | | | | 11/3/25 | | 6.18 | | | | | | | | | | | | |
| 187 | | | | 11/3/25 | | 5.29 | | | | | | | | | | | | |
| 188 | | | | 11/3/25 | | 4.90 | | | | | | | | | | | | |
| 189 | | | | 11/3/25 | | 7.81 | | | | | | | | | | | | |
| | Y1 | 34.43612399 | -118.649819 | 11/3/25 | 0911 | 2,093 | Seal Repaired | 11/11/25 | 0825 | 244 | | | | | Seal Repaired | 12/1/25 | 1150 | 72.1 |
| 190 | | | | 11/3/25 | | 9.22 | | | | | | | | | | | | |
| 191 | | | | 11/3/25 | | 11.37 | | | | | | | | | | | | |
| 192 | | | | 11/3/25 | | 10.57 | | | | | | | | | | | | |
| 193 | | | | 11/3/25 | | 6.41 | | | | | | | | | | | | |
| 194 | | | | 11/4/25 | | 13.1 | | | | | | | | | | | | |
| 195 | | | | 11/4/25 | | 7.4 | | | | | | | | | | | | |
| 196 | | | | 11/3/25 | | 6.45 | | | | | | | | | | | | |
| 197 | | | | 11/4/25 | | 8.2 | | | | | | | | | | | | |
| 198 | | | | 11/3/25 | | 160 | | | | | | | | | | | | |
| 199 | | | | 11/4/25 | | 6.5 | | | | | | | | | | | | |

**Table 1**

| | | | | | | | | | | | | | | | | | | |
|---|---|---|---|---|---|---|---|---|---|---|---|---|---|---|---|---|---|---|
| 200 | | | | 11/3/25 | | 9.71 | | | | | | | | | | | | |
| 201 | | | | 11/3/25 | | 7.13 | | | | | | | | | | | | |
| 202 | | | | 11/3/25 | | 7.40 | | | | | | | | | | | | |
| 203 | | | | 11/3/25 | | 8.82 | | | | | | | | | | | | |
| 204 | | | | 11/3/25 | | 10.30 | | | | | | | | | | | | |
| 205 | | | | 11/3/25 | | 110 | | | | | | | | | | | | |
| 206 | | | | 11/3/25 | | 7.77 | | | | | | | | | | | | |
| 207 | | | | 11/3/25 | | 45.50 | | | | | | | | | | | | |
| 208 | | | | 11/3/25 | | 267 | | | | | | | | | | | | |
| | B105 | 34.43230703 | -118.650846 | 11/3/25 | 1237 | 267 | Flow Increase | 11/11/25 | 0807 | 171 | | | | | | | | |
| 209 | | | | 11/3/25 | | 166 | | | | | | | | | | | | |
| 210 | | | | 11/3/25 | | 61.17 | | | | | | | | | | | | |
| 211 | | | | 11/3/25 | | 366 | | | | | | | | | | | | |
| | B104 | 34.43166104 | -118.650151 | 11/3/25 | 1234 | 366 | Flow Increase | 11/11/25 | 0937 | 108 | | | | | | | | |
| 212 | | | | 11/3/25 | | 5.40 | | | | | | | | | | | | |
| 213 | | | | 11/3/25 | | 59.71 | | | | | | | | | | | | |
| 214 | | | | 11/3/25 | | 41.60 | | | | | | | | | | | | |
| 215 | | | | 11/3/25 | | 37.80 | | | | | | | | | | | | |
| 216 | | | | 11/4/25 | | 7.2 | | | | | | | | | | | | |
| 217 | | | | 11/4/25 | | 10.6 | | | | | | | | | | | | |
| 218 | | | | 11/4/25 | | 6.9 | | | | | | | | | | | | |
| 219 | | | | 11/4/25 | | 7.7 | | | | | | | | | | | | |
| 220 | | | | 11/4/25 | | 5.4 | | | | | | | | | | | | |
| 221 | | | | 11/4/25 | | 7.16 | | | | | | | | | | | | |
| 222 | | | | 11/4/25 | | 7.13 | | | | | | | | | | | | |
| 223 | | | | 11/4/25 | | 4.9 | | | | | | | | | | | | |
| 224 | | | | 11/4/25 | | 6.8 | | | | | | | | | | | | |
| 225 | | | | 11/4/25 | | 5.1 | | | | | | | | | | | | |
| 226 | | | | 11/4/25 | | 5.4 | | | | | | | | | | | | |
| 227 | | | | 11/4/25 | | 46.6 | | | | | | | | | | | | |
| 228 | | | | 11/4/25 | | 700 | | | | | | | | | | | | |
| | Y81 | 34.42906198 | -118.649821 | 11/4/25 | 1114 | 700 | Flow Increase; Cover Compaction | 11/11/25 | 1034 | 126 | | | | | Flow Increase; Cover Compaction | 12/1/25 | 1039 | 28.1 |
| 229 | | | | 11/4/25 | | 10.58 | | | | | | | | | | | | |
| 230 | | | | 11/4/25 | | 7.12 | | | | | | | | | | | | |
| 231 | | | | 11/4/25 | | 7.21 | | | | | | | | | | | | |
| 232 | | | | 11/4/25 | | 7.16 | | | | | | | | | | | | |
| 233 | | | | 11/4/25 | | 6.81 | | | | | | | | | | | | |
| 234 | | | | 11/4/25 | | 9.14 | | | | | | | | | | | | |
| 235 | | | | 11/4/25 | | 8.13 | | | | | | | | | | | | |
| 236 | | | | 11/4/25 | | 9.24 | | | | | | | | | | | | |
| 237 | | | | 11/4/25 | | 11.62 | | | | | | | | | | | | |
| 238 | | | | 11/4/25 | | 12.40 | | | | | | | | | | | | |
| 239 | | | | 11/4/25 | | 11.25 | | | | | | | | | | | | |
| 240 | | | | 11/4/25 | | 10.55 | | | | | | | | | | | | |
| 241 | | | | 11/4/25 | | 30.50 | | | | | | | | | | | | |
| 242 | | | | 11/4/25 | | 16.30 | | | | | | | | | | | | |
| 243 | | | | 11/4/25 | | 500 | | | | | | | | | | | | |
| | Y102 | 34.42878303 | -118.650736 | 11/4/25 | 1013 | 500 | Flow Increase | 11/11/25 | 1037 | 20.7 | | | | | Flow Increase | 12/1/25 | 1034 | 7.24 |
| 244 | | | | 11/4/25 | | 16.17 | | | | | | | | | | | | |
| 245 | | | | 11/5/25 | | 1,036 | | | | | | | | | | | | |
| | Y100 | 34.42820996 | -118.650579 | 11/5/25 | 1001 | 1,036 | Flow Increase | 11/11/25 | 1039 | 19.9 | | | | | Flow Increase | 12/1/25 | 0910 | 42.3 |
| 246 | | | | 11/5/25 | | 246 | | | | | | | | | | | | |
| | B100 | 34.42726197 | -118.650021 | 11/5/25 | 1015 | 246 | Flow Increase | 11/11/25 | 1041 | 22.6 | | | | | | | | |
| 247 | | | | 11/4/25 | | 6.00 | | | | | | | | | | | | |
| 248 | | | | 11/4/25 | | 5.32 | | | | | | | | | | | | |
| 249 | | | | 11/4/25 | | 6.80 | | | | | | | | | | | | |
| 250 | | | | 11/4/25 | | 6.72 | | | | | | | | | | | | |

**Table 1**

| | | | | | | | | | | | | | | | | | |
|---|---|---|---|---|---|---|---|---|---|---|---|---|---|---|---|---|---|
| 251 | | | | 11/4/25 | | 6.00 | | | | | | | | | | | |
| 252 | | | | 11/4/25 | | 6.72 | | | | | | | | | | | |
| 253 | | | | 11/4/25 | | 5.32 | | | | | | | | | | | |

# Table 1

**Chiquita Canyon Landfill Rule 1150.1 4th Quarter Monitoring Report**

**November 2025 Chiquita Canyon Landfill Instantaneous Surface Monitoring Reaction Area Sweep (11-11-25/11-12-25)**

| Grid | Flag | Latitiude | Longitude | Initial Date | Time | Initial Exceedance >500, 200-499 (PPM) | 10-Day Corrective Action | First Remonitoring Date (10-days) | Time | PPM | 2nd 10-Day Corrective Action | Second Remonitoring Date (10-days) | Time | PPM | 30-DayCorrective Action | 30 Day Remonitoring Date | Time | PPM |
|---|---|---|---|---|---|---|---|---|---|---|---|---|---|---|---|---|---|---|
| **Instantaneous (Monthly)** | | | | | | | | | | | | | | | | | | |
| 53 | | | | 11/12/25 | | 886 | | | | | | | | | | | | |
| | Y44 | 34.43534397 | -118.64579 | 11/12/25 | 1022 | 886 | Cover Compaction | 11/19/25 | 1010 | 7.8 | | | | | Cover Compaction | 12/10/25 | 0803 | 11.67 |
| 66 | | | | 11/12/25 | | 58.18 | | | | | | | | | | | | |
| 76 | | | | 11/12/25 | | 5.61 | | | | | | | | | | | | |
| 77 | | | | 11/12/25 | | 8.46 | | | | | | | | | | | | |
| 78 | | | | 11/12/25 | | 45.53 | | | | | | | | | | | | |
| 79 | | | | 11/12/25 | | 18.77 | | | | | | | | | | | | |
| 80 | | | | 11/12/25 | | 6.32 | | | | | | | | | | | | |
| 81 | | | | 11/12/25 | | 785 | | | | | | | | | | | | |
| | Y43 | 34.43504096 | -118.64564 | 11/12/25 | 1016 | 785 | Flow Increase | 11/19/25 | 1009 | 8.6 | | | | | Flow Increase | 12/10/25 | 0800 | 9.21 |
| 82 | | | | 11/12/25 | | 197 | | | | | | | | | | | | |
| 83 | | | | 11/12/25 | | 337 | | | | | | | | | | | | |
| | B73 | 34.43392617 | -118.646041 | 11/12/25 | 1112 | 337 | Flow Increase | 11/19/25 | 0829 | 7.8 | | | | | | | | |
| 88 | | | | 11/11/25 | | 5,823 | | | | | | | | | | | | |
| | Y5 | 34.43212699 | -118.646724 | 11/11/25 | 0948 | 5,823 | Flow Increase; Cover Compaction | 11/19/25 | 1120 | 85.40 | | | | | Flow Increase; Cover Compaction | 12/10/25 | 1120 | 18.56 |
| 89 | | | | 11/12/25 | | 9.35 | | | | | | | | | | | | |
| 90 | | | | 11/12/25 | | 13.40 | | | | | | | | | | | | |
| 96 | | | | 11/12/25 | | 9.21 | | | | | | | | | | | | |
| 99 | | | | 11/12/25 | | 9.47 | | | | | | | | | | | | |
| 145 | | | | 11/12/25 | | 6.67 | | | | | | | | | | | | |
| 146 | | | | 11/12/25 | | 105 | | | | | | | | | | | | |
| 147 | | | | 11/12/25 | | 925 | | | | | | | | | | | | |
| | Y41 | 34.43559106 | -118.6466807 | 11/12/25 | 1107 | 925 | Flow Increase | 11/19/25 | 1013 | 30.7 | | | | | Flow Increase | 12/10/25 | 0808 | 9.23 |
| | B41 | 34.43553097 | -118.646636 | 11/12/25 | 0924 | 331 | Flow Increase | 11/19/25 | 0757 | 5.9 | | | | | | | | |
| 148 | | | | 11/12/25 | | 35.72 | | | | | | | | | | | | |
| 149 | | | | 11/12/25 | | 57.09 | | | | | | | | | | | | |
| 150 | | | | 11/12/25 | | 2,254 | | | | | | | | | | | | |
| | Y21 | 34.436156 | -118.648127 | 11/12/25 | 0952 | 2,254 | Cover Compaction | 11/19/25 | 0801 | 100 | | | | | Cover Compaction | 12/10/25 | 0805 | 14.81 |
| 151 | | | | 11/12/25 | | 12.8 | | | | | | | | | | | | |
| 152 | | | | 11/12/25 | | 62.3 | | | | | | | | | | | | |
| 153 | | | | 11/12/25 | | Active Construction | | | | | | | | | | | | |
| 154 | | | | 11/12/25 | | 12.02 | | | | | | | | | | | | |
| 155 | | | | 11/12/25 | | 8.88 | | | | | | | | | | | | |
| 156 | | | | 11/12/25 | | 3,629 | | | | | | | | | | | | |
| | Y22 | 34.43570497 | -118.648367 | 11/12/25 | 1023 | 3,629 | Flow Increase | 11/19/25 | 0807 | 187 | | | | | Flow Increase | 12/10/25 | 0811 | 15.43 |
| | Y23 | 34.43562199 | -118.648826 | 11/12/25 | 1029 | 2,492 | Flow Increase | 11/19/25 | 0813 | 5.6 | | | | | Flow Increase | 12/10/25 | 0813 | 12.76 |
| | Y24 | 34.43554698 | -118.648867 | 11/12/25 | 1035 | 3,605 | Seal Repaired | 11/19/25 | 0814 | 7.6 | | | | | Seal Repaired | 12/10/25 | 0815 | 7.43 |
| 157 | | | | 11/12/25 | | 12.8 | | | | | | | | | | | | |
| 158 | | | | 11/12/25 | | 41.60 | | | | | | | | | | | | |
| 159 | | | | 11/12/25 | | 809 | | | | | | | | | | | | |
| | Y42 | 34.43380899 | -118.6476 | 11/12/25 | 0949 | 809 | Flow Increase | 11/19/25 | 0826 | 8.6 | | | | | Flow Increase | 12/10/25 | 0807 | 7.12 |
| 160 | | | | 11/12/25 | | 9.62 | | | | | | | | | | | | |
| 161 | | | | 11/12/25 | | 6.35 | | | | | | | | | | | | |
| 162 | | | | 11/11/25 | | 34.10 | | | | | | | | | | | | |
| 163 | | | | 11/12/25 | | 6.57 | | | | | | | | | | | | |
| 164 | | | | 11/11/25 | | 47.16 | | | | | | | | | | | | |
| 165 | | | | 11/11/25 | | 1,325 | | | | | | | | | | | | |
| | Y1 | 34.43309996 | -118.64872 | 11/11/25 | 0903 | 600 | Seal Repaired | 11/19/25 | 1113 | 255 | | | | | | | | |
| | Y2 | 34.43311304 | -118.64872 | 11/11/25 | 0908 | 1,325 | Flow Increase | 11/19/25 | 1115 | 188 | | | | | Seal Repaired | 12/10/25 | 0753 | 16.28 |
| 166 | | | | 11/12/25 | | 167 | | | | | | | | | Flow Increase | 12/10/25 | 1113 | 13.71 |
| 167 | | | | 11/12/25 | | 8.77 | | | | | | | | | | | | |
| 168 | | | | 11/12/25 | | 8.59 | | | | | | | | | | | | |
| 169 | | | | 11/12/25 | | 7.35 | | | | | | | | | | | | |
| 170 | | | | 11/12/25 | | 8.44 | | | | | | | | | | | | |

**Table 1**

| | | | | | | | | | | | | | | | | | | |
|---|---|---|---|---|---|---|---|---|---|---|---|---|---|---|---|---|---|---|
| 171 | | | | 11/12/25 | | 40.55 | | | | | | | | | | | | |
| 172 | | | | 11/12/25 | | 6.8 | | | | | | | | | | | | |
| 173 | | | | 11/12/25 | | 8.5 | | | | | | | | | | | | |
| 174 | | | | 11/12/25 | | 6.5 | | | | | | | | | | | | |
| 175 | | | | 11/12/25 | | 5.9 | | | | | | | | | | | | |
| 176 | | | | 11/12/25 | | 6.8 | | | | | | | | | | | | |
| 177 | | | | 11/12/25 | | 8.3 | | | | | | | | | | | | |
| 178 | | | | 11/12/25 | | 8,524 | | | | | | | | | | | | |
| | Y2 | 34.43575946 | -118.6492481 | 11/12/25 | 1100 | 3,245 | Seal Repaired | 11/19/25 | 0933 | 7.8 | | | | | Seal Repaired | 12/10/25 | 0845 | 8.67 |
| | Y3 | 34.43572216 | -118.6492748 | 11/12/25 | 1114 | 600 | Seal Repaired | 11/19/25 | 0936 | 4.6 | | | | | Seal Repaired | 12/10/25 | 0816 | 5.68 |
| | Y4 | 34.43583196 | -118.649241 | 11/12/25 | 1117 | 8,524 | Seal Repaired | 11/19/25 | 0938 | 11.6 | | | | | Seal Repaired | 12/10/25 | 0817 | 4.79 |
| 179 | | | | 11/12/25 | | 8,921 | | | | | | | | | | | | |
| | Y5 | 34.43573104 | -118.6491946 | 11/12/25 | 1108 | 8,921 | Seal Repaired | 11/19/25 | 0943 | 106 | | | | | Seal Repaired | 12/10/25 | 0819 | 10.43 |
| 180 | | | | 11/12/25 | | 9,852 | | | | | | | | | | | | |
| | Y1 | 34.43531103 | -118.65046 | 11/12/25 | 1041 | 9,852 | Flow Increase | 11/19/25 | 0815 | 205 | | | | | Flow Increase | 12/10/25 | 0814 | 5.55 |
| 181 | | | | 11/12/25 | | 34.61 | | | | | | | | | | | | |
| 182 | | | | 11/12/25 | | 24.67 | | | | | | | | | | | | |
| 183 | | | | 11/12/25 | | 41.70 | | | | | | | | | | | | |
| 184 | | | | 11/12/25 | | 61.30 | | | | | | | | | | | | |
| 185 | | | | 11/12/25 | | 19.76 | | | | | | | | | | | | |
| 186 | | | | 11/12/25 | | 32.15 | | | | | | | | | | | | |
| 187 | | | | 11/12/25 | | 21.31 | | | | | | | | | | | | |
| 188 | | | | 11/12/25 | | 18.71 | | | | | | | | | | | | |
| 189 | | | | 11/12/25 | | 19.57 | | | | | | | | | | | | |
| 190 | | | | 11/12/25 | | 17.84 | | | | | | | | | | | | |
| 191 | | | | 11/12/25 | | 12.50 | | | | | | | | | | | | |
| 192 | | | | 11/12/25 | | 23.61 | | | | | | | | | | | | |
| 193 | | | | 11/12/25 | | 29.10 | | | | | | | | | | | | |
| 194 | | | | 11/11/25 | | 29.31 | | | | | | | | | | | | |
| 195 | | | | 11/11/25 | | 17.64 | | | | | | | | | | | | |
| 196 | | | | 11/11/25 | | 1,767 | | | | | | | | | | | | |
| | Y3 | 34.43195499 | -118.648117 | 11/11/25 | 0920 | 1,767 | Cover Compaction | 11/19/25 | 1116 | 111 | | | | | Cover Compaction | 12/10/25 | 1115 | 11.31 |
| | Y4 | 34.43181904 | -118.647872 | 11/11/25 | 0924 | 1,682 | Flow Increase | 11/19/25 | 1117 | 286 | | | | | Flow Increase | 12/10/25 | 1117 | 14.62 |
| 197 | | | | 11/11/25 | | 31.60 | | | | | | | | | | | | |
| 198 | | | | 11/12/25 | | 7.18 | | | | | | | | | | | | |
| 199 | | | | 11/11/25 | | 49.72 | | | | | | | | | | | | |
| 200 | | | | 11/12/25 | | 6.0 | | | | | | | | | | | | |
| 201 | | | | 11/12/25 | | 6.4 | | | | | | | | | | | | |
| 202 | | | | 11/12/25 | | 7.1 | | | | | | | | | | | | |
| 203 | | | | 11/12/25 | | 6.25 | | | | | | | | | | | | |
| 204 | | | | 11/12/25 | | 5.15 | | | | | | | | | | | | |
| 205 | | | | 11/12/25 | | 8.2 | | | | | | | | | | | | |
| 206 | | | | 11/12/25 | | 5.15 | | | | | | | | | | | | |
| 207 | | | | 11/12/25 | | 8.90 | | | | | | | | | | | | |
| 208 | | | | 11/12/25 | | 9.05 | | | | | | | | | | | | |
| 209 | | | | 11/11/25 | | 21.30 | | | | | | | | | | | | |
| 210 | | | | 11/12/25 | | 8.29 | | | | | | | | | | | | |
| 211 | | | | 11/12/25 | | 8.71 | | | | | | | | | | | | |
| 212 | | | | 11/12/25 | | 7.39 | | | | | | | | | | | | |
| 213 | | | | 11/12/25 | | 7.41 | | | | | | | | | | | | |
| 214 | | | | 11/12/25 | | 7.57 | | | | | | | | | | | | |
| 215 | | | | 11/12/25 | | 700 | | | | | | | | | | | | |
| | Y81 | 34.431308 | -118.65065 | 11/12/25 | 1035 | 700 | Cover Compaction | 11/19/25 | 0923 | 31.2 | | | | | Cover Compaction | 12/10/25 | 0730 | 198 |
| | Y82 | 34.431137 | -118.650621 | 11/12/25 | 1036 | 510 | Flow Increase | 11/19/25 | 0925 | 56.1 | | | | | Flow Increase | 12/10/25 | 0731 | 131 |
| 216 | | | | 11/12/25 | | 8.21 | | | | | | | | | | | | |
| 217 | | | | 11/12/25 | | 7.16 | | | | | | | | | | | | |

# Table 1

**Chiquita Canyon Landfill Rule 1150.1 4th Quarter Monitoring Report**

**November 2025 Chiquita Canyon Landfill Instantaneous Surface Monitoring Full Site Sweep (11-24-25/11-25-25)**

| Grid | Flag | Latitiude | Longitude | Initial Date | Time | Initial Exceedance >500, 200-499 (PPM) | 10-Day Corrective Action | First Remonitoring Date (10-days) | Time | PPM | 2nd 10-Day Corrective Action | Second Remonitoring Date (10-days) | Time | PPM | 30-DayCorrective Action | 30 Day Remonitoring Date | Time | PPM |
|---|---|---|---|---|---|---|---|---|---|---|---|---|---|---|---|---|---|---|
| Instantaneous (Monthly) | | | | | | | | | | | | | | | | | | |
| 1 | | | | 11/25/25 | | 3.36 | | | | | | | | | | | | |
| 2 | | | | 11/25/25 | | 3.66 | | | | | | | | | | | | |
| 3 | | | | 11/25/25 | | 3.50 | | | | | | | | | | | | |
| 4 | | | | 11/25/25 | | 3.77 | | | | | | | | | | | | |
| 5 | | | | 11/25/25 | | 4.42 | | | | | | | | | | | | |
| 6 | | | | 11/25/25 | | 14.91 | | | | | | | | | | | | |
| 7 | | | | 11/25/25 | | 15.22 | | | | | | | | | | | | |
| 8 | | | | 11/25/25 | | Active Construction | | | | | | | | | | | | |
| 9 | | | | 11/25/25 | | Active Construction | | | | | | | | | | | | |
| 10 | | | | 11/25/25 | | 15.77 | | | | | | | | | | | | |
| 11 | | | | 11/25/25 | | 3.8 | | | | | | | | | | | | |
| 12 | | | | 11/25/25 | | Active Construction | | | | | | | | | | | | |
| 13 | | | | 11/25/25 | | Active Construction | | | | | | | | | | | | |
| 14 | | | | 11/25/25 | | 4.2 | | | | | | | | | | | | |
| 15 | | | | 11/25/25 | | 4.7 | | | | | | | | | | | | |
| 16 | | | | 11/25/25 | | 3.7 | | | | | | | | | | | | |
| 17 | | | | 11/25/25 | | 3.9 | | | | | | | | | | | | |
| 18 | | | | 11/25/25 | | 4.5 | | | | | | | | | | | | |
| 19 | | | | 11/25/25 | | 3.2 | | | | | | | | | | | | |
| 20 | | | | 11/25/25 | | 4.3 | | | | | | | | | | | | |
| 21 | | | | 11/24/25 | | 5.62 | | | | | | | | | | | | |
| 22 | | | | 11/24/25 | | 4.32 | | | | | | | | | | | | |
| 23 | | | | 11/24/25 | | 5.71 | | | | | | | | | | | | |
| 24 | | | | 11/24/25 | | 4.32 | | | | | | | | | | | | |
| 25 | | | | 11/24/25 | | 5.10 | | | | | | | | | | | | |
| 26 | | | | 11/24/25 | | 6.54 | | | | | | | | | | | | |
| 27 | | | | 11/24/25 | | 5.62 | | | | | | | | | | | | |
| 28A | | | | 11/24/25 | | 6.20 | | | | | | | | | | | | |
| 29 | | | | 11/24/25 | | 4.19 | | | | | | | | | | | | |
| 30 | | | | 11/24/25 | | 32.60 | | | | | | | | | | | | |
| 31 | | | | 11/24/25 | | 41.70 | | | | | | | | | | | | |
| 32 | | | | 11/24/25 | | 49.76 | | | | | | | | | | | | |
| 33 | | | | 11/24/25 | | 54.60 | | | | | | | | | | | | |
| 34 | | | | 11/24/25 | | 41.11 | | | | | | | | | | | | |
| 35 | | | | 11/24/25 | | 71.91 | | | | | | | | | | | | |
| 36 | | | | 11/24/25 | | 39.71 | | | | | | | | | | | | |
| 37 | | | | 11/24/25 | | 32.40 | | | | | | | | | | | | |
| 38 | | | | 11/24/25 | | 42.60 | | | | | | | | | | | | |
| 39 | | | | 11/24/25 | | 41.67 | | | | | | | | | | | | |
| 40 | | | | 11/24/25 | | 51.10 | | | | | | | | | | | | |
| 41 | | | | 11/24/25 | | 54.60 | | | | | | | | | | | | |
| 42 | | | | 11/24/25 | | 54.60 | | | | | | | | | | | | |
| 43 | | | | 11/24/25 | | 89.60 | | | | | | | | | | | | |
| 44 | | | | 11/24/25 | | 71.92 | | | | | | | | | | | | |
| 45 | | | | 11/24/25 | | 54.61 | | | | | | | | | | | | |
| 46 | | | | 11/24/25 | | 45.60 | | | | | | | | | | | | |
| 47 | | | | 11/24/25 | | 42.60 | | | | | | | | | | | | |
| 48 | | | | 11/24/25 | | 81.60 | | | | | | | | | | | | |
| 49 | | | | 11/24/25 | | 32.60 | | | | | | | | | | | | |
| 50 | | | | 11/24/25 | | 45.10 | | | | | | | | | | | | |
| 51 | | | | 11/24/25 | | 21.70 | | | | | | | | | | | | |
| 52 | | | | 11/24/25 | | 29.30 | | | | | | | | | | | | |
| 53 | | | | 11/24/25 | | 137 | | | | | | | | | | | | |
| 54 | | | | 11/24/25 | | 447 | | | | | | | | | | | | |
| | B65 | 34.43568503 | -118.645509 | 11/24/25 | 1035 | 447 | Flow Increase | 12/3/25 | 0821 | 196 | | | | | | | | |
| 55 | | | | 11/24/25 | | 930 | | | | | | | | | | | | |
| | Y66 | 34.43597403 | -118.644246 | 11/24/25 | 1042 | 930 | Cover Compaction | 12/3/25 | 0811 | 202 | | | | | Cover Compaction | 12/23/25 | 0822 | 11.36 |

**Table 1**

| | | | | | | | | | | | | | | | | | | | |
|---|---|---|---|---|---|---|---|---|---|---|---|---|---|---|---|---|---|---|---|
| 56 | | | | 11/24/25 | | 15.15 | | | | | | | | | | | | | |
| 57 | | | | 11/24/25 | | 19.20 | | | | | | | | | | | | | |
| 58 | | | | 11/24/25 | | 147 | | | | | | | | | | | | | |
| 59 | | | | 11/24/25 | | 700 | | | | | | | | | | | | | |
| | Y76 | 34.43534103 | -118.644966 | 11/24/25 | 1153 | 700 | Flow Increase | 12/3/25 | 0819 | 104 | | | | | Flow Increase | 12/23/25 | 0819 | 11.2 |
| 60 | | | | 11/24/25 | | 616 | | | | | | | | | | | | | |
| | Y75 | 34.43525696 | -118.644095 | 11/24/25 | 1149 | 616 | Flow Increase | 12/3/25 | 0804 | 461 | | | | | Flow Increase | 12/23/25 | 0820 | 9.89 |
| 61 | | | | 11/24/25 | | 7.47 | | | | | | | | | | | | | |
| 62 | | | | 11/24/25 | | 909 | | | | | | | | | | | | | |
| | Y73 | 34.43539401 | -118.643015 | 11/24/25 | 1139 | 909 | Flow Increase | 12/3/25 | 0758 | 206 | | | | | Flow Increase | 12/23/25 | 0826 | 217 |
| 63 | | | | 11/24/25 | | 600 | | | | | | | | | | | | | |
| | Y72 | 34.43559098 | -118.642366 | 11/24/25 | 1131 | 600 | Flow Increase | 12/3/25 | 0836 | 164 | | | | | Flow Increase | 12/23/25 | 0829 | 489 |
| 64 | | | | 11/24/25 | | 111 | | | | | | | | | | | | | |
| 65 | | | | 11/24/25 | | 500 | | | | | | | | | | | | | |
| | Y70 | 34.43639497 | -118.642106 | 11/24/25 | 1114 | 500 | Cover Compaction | 12/3/25 | 0815 | 317 | | | | | Cover Compaction | 12/23/25 | 0838 | 19.36 |
| 66 | | | | 11/24/25 | | 877 | | | | | | | | | | | | | |
| | Y42 | 34.43605199 | -118.646358 | 11/24/25 | 1012 | 877 | Cover Compaction | 12/3/25 | 0825 | 369 | | | | | Cover Compaction | 12/23/25 | 0815 | 11.2 |
| | Y43 | 34.43608803 | -118.645941 | 11/24/25 | 1016 | 743 | Flow Increase | 12/3/25 | 0822 | 36.6 | | | | | Flow Increase | 12/23/25 | 0813 | 11.8 |
| 67 | | | | 11/24/25 | | 91 | | | | | | | | | | | | | |
| 68 | | | | 11/24/25 | | 15.64 | | | | | | | | | | | | | |
| 69 | | | | 11/24/25 | | 982 | | | | | | | | | | | | | |
| | Y31 | 34.43678699 | -118.643526 | 11/24/25 | 1157 | 982 | Flow Increase; Cover Compaction | 12/3/25 | 0839 | 5.1 | | | | | Flow Increase; Cover Compaction | 12/23/25 | 0755 | 9.58 |
| 70 | | | | 11/24/25 | | 584 | | | | | | | | | | | | | |
| | Y29 | 34.43744497 | -118.6427 | 11/24/25 | 1143 | 584 | Flow Increase; Cover Compaction | 12/3/25 | 0755 | 193 | | | | | Flow Increase; Cover Compaction | 12/23/25 | 0758 | 19.3 |
| 71 | | | | 11/24/25 | | 91.64 | | | | | | | | | | | | | |
| 72 | | | | 11/24/25 | | 925 | | | | | | | | | | | | | |
| | Y30 | 34.43789097 | -118.643169 | 11/24/25 | 1148 | 925 | Flow Increase | 12/3/25 | 0842 | 372 | | | | | Flow Increase | 12/23/25 | 0800 | 10.29 |
| 73 | | | | 11/24/25 | | 49.70 | | | | | | | | | | | | | |
| 74 | | | | 11/24/25 | | 31.17 | | | | | | | | | | | | | |
| 75 | | | | 11/24/25 | | 112 | | | | | | | | | | | | | |
| 76 | | | | 11/24/25 | | 1,683 | | | | | | | | | | | | | |
| | Y41 | 34.43622096 | -118.646218 | 11/24/25 | 1007 | 1,683 | Cover Compaction | 12/3/25 | 0824 | 194 | | | | | Cover Compaction | 12/23/25 | 0814 | 12.3 |
| 77 | | | | 11/24/25 | | 1,806 | | | | | | | | | | | | | |
| | Y26 | 34.437249 | -118.646979 | 11/24/25 | 1115 | 1,806 | Seal Repaired; Cover Compaction | 12/3/25 | 0846 | 458 | | | | | Seal Repaired; Cover Compaction | 12/23/25 | 0807 | 112 |
| 78 | | | | 11/24/25 | | 936 | | | | | | | | | | | | | |
| | Y27 | 34.43708397 | -118.646328 | 11/24/25 | 1117 | 936 | Seal Repaired | 12/3/25 | 0845 | 406 | | | | | Seal Repaired | 12/23/25 | 0805 | 2.5 |
| 79 | | | | 11/24/25 | | 45.60 | | | | | | | | | | | | | |
| 80 | | | | 11/24/25 | | 51.31 | | | | | | | | | | | | | |
| 81 | | | | 11/24/25 | | 6.75 | | | | | | | | | | | | | |
| 82 | | | | 11/24/25 | | 105 | | | | | | | | | | | | | |
| 83 | | | | 11/24/25 | | 143 | | | | | | | | | | | | | |
| 84 | | | | 11/24/25 | | 98.60 | | | | | | | | | | | | | |
| 85 | | | | 11/24/25 | | 25.10 | | | | | | | | | | | | | |
| 86 | | | | 11/24/25 | | 21.09 | | | | | | | | | | | | | |
| 87 | | | | 11/24/25 | | 59.32 | | | | | | | | | | | | | |
| 88 | | | | 11/24/25 | | 29.56 | | | | | | | | | | | | | |
| 89 | | | | 11/24/25 | | 23.60 | | | | | | | | | | | | | |
| 90 | | | | 11/24/25 | | 18.51 | | | | | | | | | | | | | |
| 91 | | | | 11/24/25 | | 61.17 | | | | | | | | | | | | | |
| 92 | | | | 11/24/25 | | 29.84 | | | | | | | | | | | | | |
| 93 | | | | 11/24/25 | | 250 | | | | | | | | | | | | | |
| | B161 | 34.43128402 | -118.644056 | 11/24/25 | 0943 | 225 | Flow Increase | 12/3/25 | 0750 | 143 | | | | | | | | |
| | B162 | 34.43106903 | -118.64434 | 11/24/25 | 0941 | 200 | Flow Increase | 12/3/25 | 0749 | 187 | | | | | | | | |
| | B163 | 34.43105503 | -118.644569 | 11/24/25 | 0944 | 250 | Flow Increase | 12/3/25 | 0748 | 165 | | | | | | | | |
| 94 | | | | 11/24/25 | | 51.16 | | | | | | | | | | | | | |
| 95 | | | | 11/24/25 | | 608 | | | | | | | | | | | | | |
| | Y161 | 34.43010796 | -118.645275 | 11/24/25 | 1002 | 608 | Flow Increase | 12/3/25 | 0743 | 233 | | | | | Flow Increase | 12/23/25 | 0910 | 435 |
| 96 | | | | 11/24/25 | | 10.15 | | | | | | | | | | | | | |
| 97 | | | | 11/24/25 | | 47.80 | | | | | | | | | | | | | |
| 98 | | | | 11/24/25 | | 29.30 | | | | | | | | | | | | | |
| 99 | | | | 11/24/25 | | 29.30 | | | | | | | | | | | | | |
| 100 | | | | 11/24/25 | | 11.29 | | | | | | | | | | | | | |
| 101 | | | | 11/24/25 | | 7.89 | | | | | | | | | | | | | |

**Table 1**

| | | | | | | | | | | | | | | | | | | |
|---|---|---|---|---|---|---|---|---|---|---|---|---|---|---|---|---|---|---|
| 102 | | | | 11/24/25 | | 4.93 | | | | | | | | | | | | |
| 103 | | | | 11/24/25 | | 9.36 | | | | | | | | | | | | |
| 104 | | | | 11/24/25 | | 19.71 | | | | | | | | | | | | |
| 105 | | | | 11/24/25 | | 5.41 | | | | | | | | | | | | |
| 106 | | | | 11/24/25 | | 4.30 | | | | | | | | | | | | |
| 107 | | | | 11/24/25 | | 5.64 | | | | | | | | | | | | |
| 108 | | | | 11/25/25 | | 3.7 | | | | | | | | | | | | |
| 109 | | | | 11/25/25 | | 12.39 | | | | | | | | | | | | |
| 110 | | | | 11/25/25 | | 13.21 | | | | | | | | | | | | |
| 111 | | | | 11/25/25 | | 13.16 | | | | | | | | | | | | |
| 112 | | | | 11/25/25 | | 16.51 | | | | | | | | | | | | |
| 113 | | | | 11/25/25 | | 5.01 | | | | | | | | | | | | |
| 114 | | | | 11/25/25 | | 4.90 | | | | | | | | | | | | |
| 115 | | | | 11/25/25 | | 5.09 | | | | | | | | | | | | |
| 116 | | | | 11/25/25 | | 6.4 | | | | | | | | | | | | |
| 117 | | | | 11/25/25 | | 8.01 | | | | | | | | | | | | |
| 118 | | | | 11/25/25 | | 6.0 | | | | | | | | | | | | |
| 119 | | | | 11/25/25 | | 7.2 | | | | | | | | | | | | |
| 120 | | | | 11/25/25 | | 7.3 | | | | | | | | | | | | |
| 121 | | | | 11/25/25 | | 6.9 | | | | | | | | | | | | |
| 122 | | | | 11/25/25 | | 6.6 | | | | | | | | | | | | |
| 123 | | | | 11/25/25 | | 9.43 | | | | | | | | | | | | |
| 124 | | | | 11/25/25 | | 4.41 | | | | | | | | | | | | |
| 125 | | | | 11/25/25 | | 3.66 | | | | | | | | | | | | |
| 126 | | | | 11/25/25 | | 3.92 | | | | | | | | | | | | |
| 127 | | | | 11/25/25 | | 3.53 | | | | | | | | | | | | |
| 128 | | | | 11/25/25 | | 6.4 | | | | | | | | | | | | |
| 129 | | | | 11/25/25 | | 7.9 | | | | | | | | | | | | |
| 130 | | | | 11/25/25 | | 5.38 | | | | | | | | | | | | |
| 131 | | | | 11/25/25 | | 3.42 | | | | | | | | | | | | |
| 132 | | | | 11/25/25 | | 3.30 | | | | | | | | | | | | |
| 133 | | | | 11/25/25 | | 3.13 | | | | | | | | | | | | |
| 134 | | | | 11/25/25 | | 4.53 | | | | | | | | | | | | |
| 135 | | | | 11/25/25 | | 5.62 | | | | | | | | | | | | |
| 136 | | | | 11/25/25 | | 6.13 | | | | | | | | | | | | |
| 137 | | | | 11/25/25 | | 6.10 | | | | | | | | | | | | |
| 138 | | | | 11/25/25 | | 4.95 | | | | | | | | | | | | |
| 139 | | | | 11/25/25 | | 5.62 | | | | | | | | | | | | |
| 140 | | | | 11/25/25 | | 5.15 | | | | | | | | | | | | |
| 141 | | | | 11/25/25 | | 4.32 | | | | | | | | | | | | |
| 142 | | | | 11/25/25 | | 4.39 | | | | | | | | | | | | |
| 143 | | | | 11/25/25 | | 16.47 | | | | | | | | | | | | |
| 144 | | | | 11/25/25 | | 15.91 | | | | | | | | | | | | |
| 145 | | | | 11/24/25 | | 19.75 | | | | | | | | | | | | |
| 146 | | | | 11/24/25 | | 807 | | | | | | | | | | | | |
| | Y44 | 34.43589097 | -118.646911 | 11/24/25 | 1026 | 807 | Flow Increase; Cover Compaction | 12/3/25 | 0828 | 8.3 | | | | | Flow Increase; Cover Compaction | 12/23/25 | 0811 | 11.8 |
| | Y45 | 34.43598501 | -118.646764 | 11/24/25 | 1030 | 625 | Flow Increase; Cover Compaction | 12/3/25 | 0827 | 10.5 | | | | | Flow Increase; Cover Compaction | 12/23/25 | 0811 | 10.7 |
| | Y46 | 34.43615802 | -118.646976 | 11/24/25 | 1035 | 505 | Cover Compaction | 12/3/25 | 0829 | 97.4 | | | | | Cover Compaction | 12/23/25 | 0810 | 9.3 |
| 147 | | | | 11/24/25 | | 101 | | | | | | | | | | | | |
| 148 | | | | 11/24/25 | | 17.30 | | | | | | | | | | | | |
| 149 | | | | 11/24/25 | | 6.50 | | | | | | | | | | | | |
| 150 | | | | 11/24/25 | | 29.10 | | | | | | | | | | | | |
| 151 | | | | 11/24/25 | | 45.30 | | | | | | | | | | | | |
| 152 | | | | 11/24/25 | | 10.2 | | | | | | | | | | | | |
| 153 | | | | 11/24/25 | | 9.02 | | | | | | | | | | | | |
| 154 | | | | 11/24/25 | | 24.30 | | | | | | | | | | | | |
| 155 | | | | 11/24/25 | | 31.60 | | | | | | | | | | | | |
| 156 | | | | 11/24/25 | | 56.71 | | | | | | | | | | | | |
| 157 | | | | 11/24/25 | | 111 | | | | | | | | | | | | |
| 158 | | | | 11/24/25 | | 8.60 | | | | | | | | | | | | |
| 159 | | | | 11/24/25 | | 31.72 | | | | | | | | | | | | |
| 160 | | | | 11/24/25 | | 34.20 | | | | | | | | | | | | |
| 161 | | | | 11/24/25 | | 61.30 | | | | | | | | | | | | |

| | | | | | | | | | | | | | | | | | | | |
|---|---|---|---|---|---|---|---|---|---|---|---|---|---|---|---|---|---|---|---|
| 162 | | | | 11/24/25 | | 29.28 | | | | | | | | | | | | | |
| 163 | | | | 11/24/25 | | 98.41 | | | | | | | | | | | | | |
| 164 | | | | 11/24/25 | | 105 | | | | | | | | | | | | | |
| 165 | | | | 11/24/25 | | 135 | | | | | | | | | | | | | |
| 166 | | | | 11/24/25 | | 46.19 | | | | | | | | | | | | | |
| 167 | | | | 11/24/25 | | 72.40 | | | | | | | | | | | | | |
| 168 | | | | 11/24/25 | | 69.71 | | | | | | | | | | | | | |
| 169 | | | | 11/24/25 | | 8.3 | | | | | | | | | | | | | |
| 170 | | | | 11/24/25 | | 7.9 | | | | | | | | | | | | | |
| 171 | | | | 11/24/25 | | 10.6 | | | | | | | | | | | | | |
| 172 | | | | 11/24/25 | | 12.9 | | | | | | | | | | | | | |
| 173 | | | | 11/24/25 | | 7.8 | | | | | | | | | | | | | |
| 174 | | | | 11/24/25 | | 8.6 | | | | | | | | | | | | | |
| 175 | | | | 11/24/25 | | 43.20 | | | | | | | | | | | | | |
| 176 | | | | 11/24/25 | | 21.90 | | | | | | | | | | | | | |
| 177 | | | | 11/24/25 | | 916 | | | | | | | | | | | | | |
| | Y21 | 34.43551697 | -118.648877 | 11/24/25 | 1033 | 916 | Seal Repaired | 12/3/25 | 0855 | 376 | | | | | Seal Repaired | 12/23/25 | 0913 | 102 | |
| 178 | | | | 11/24/25 | | 45.60 | | | | | | | | | | | | | |
| 179 | | | | 11/24/25 | | 32.70 | | | | | | | | | | | | | |
| 180 | | | | 11/24/25 | | 32.60 | | | | | | | | | | | | | |
| 181 | | | | 11/24/25 | | 45.10 | | | | | | | | | | | | | |
| 182 | | | | 11/24/25 | | 57.19 | | | | | | | | | | | | | |
| 183 | | | | 11/24/25 | | 31.60 | | | | | | | | | | | | | |
| 184 | | | | 11/24/25 | | 42.11 | | | | | | | | | | | | | |
| 185 | | | | 11/24/25 | | 17.41 | | | | | | | | | | | | | |
| 186 | | | | 11/24/25 | | 57.60 | | | | | | | | | | | | | |
| 187 | | | | 11/24/25 | | 42.20 | | | | | | | | | | | | | |
| 188 | | | | 11/24/25 | | 31.60 | | | | | | | | | | | | | |
| 189 | | | | 11/24/25 | | 49.47 | | | | | | | | | | | | | |
| 190 | | | | 11/24/25 | | 21.13 | | | | | | | | | | | | | |
| 191 | | | | 11/24/25 | | 31.71 | | | | | | | | | | | | | |
| 192 | | | | 11/24/25 | | 42.60 | | | | | | | | | | | | | |
| 193 | | | | 11/24/25 | | 39.17 | | | | | | | | | | | | | |
| 194 | | | | 11/24/25 | | 24.35 | | | | | | | | | | | | | |
| 195 | | | | 11/24/25 | | 25.12 | | | | | | | | | | | | | |
| 196 | | | | 11/24/25 | | 30.97 | | | | | | | | | | | | | |
| 197 | | | | 11/24/25 | | 24.82 | | | | | | | | | | | | | |
| 198 | | | | 11/24/25 | | 26.67 | | | | | | | | | | | | | |
| 199 | | | | 11/24/25 | | 28.11 | | | | | | | | | | | | | |
| 200 | | | | 11/24/25 | | 41.71 | | | | | | | | | | | | | |
| 201 | | | | 11/24/25 | | 51.60 | | | | | | | | | | | | | |
| 202 | | | | 11/24/25 | | 9.4 | | | | | | | | | | | | | |
| 203 | | | | 11/24/25 | | 8.3 | | | | | | | | | | | | | |
| 204 | | | | 11/24/25 | | 41.10 | | | | | | | | | | | | | |
| 205 | | | | 11/24/25 | | 7.8 | | | | | | | | | | | | | |
| 206 | | | | 11/24/25 | | 7.2 | | | | | | | | | | | | | |
| 207 | | | | 11/24/25 | | 37.60 | | | | | | | | | | | | | |
| 208 | | | | 11/24/25 | | 29.72 | | | | | | | | | | | | | |
| 209 | | | | 11/24/25 | | 18.16 | | | | | | | | | | | | | |
| 210 | | | | 11/24/25 | | 29.03 | | | | | | | | | | | | | |
| 211 | | | | 11/24/25 | | 31.92 | | | | | | | | | | | | | |
| 212 | | | | 11/24/25 | | 40.39 | | | | | | | | | | | | | |
| 213 | | | | 11/24/25 | | 16.48 | | | | | | | | | | | | | |
| 214 | | | | 11/24/25 | | 64.98 | | | | | | | | | | | | | |
| 215 | | | | 11/24/25 | | 41.22 | | | | | | | | | | | | | |
| 216 | | | | 11/24/25 | | 45.60 | | | | | | | | | | | | | |
| 217 | | | | 11/24/25 | | 51.11 | | | | | | | | | | | | | |
| 218 | | | | 11/24/25 | | 29.30 | | | | | | | | | | | | | |
| 219 | | | | 11/24/25 | | 41.61 | | | | | | | | | | | | | |
| 220 | | | | 11/24/25 | | 2,000 | | | | | | | | | | | | | |
| | Y162 | 34.43070299 | -118.65072 | 11/24/25 | 1235 | 2,000 | Flow Increase | 12/3/25 | 0913 | 209 | | | | | Flow Increase | 12/23/25 | 0853 | 18.4 | |
| 221 | | | | 11/24/25 | | 4.90 | | | | | | | | | | | | | |
| 222 | | | | 11/24/25 | | 4.88 | | | | | | | | | | | | | |

**Table 1**

| | | | | | | | | | | | | | | | | | | |
|---|---|---|---|---|---|---|---|---|---|---|---|---|---|---|---|---|---|---|
| 223 | | | | 11/24/25 | | 6.55 | | | | | | | | | | | | |
| 224 | | | | 11/24/25 | | 9.92 | | | | | | | | | | | | |
| 225 | | | | 11/24/25 | | 21.10 | | | | | | | | | | | | |
| 226 | | | | 11/24/25 | | 32.70 | | | | | | | | | | | | |
| 227 | | | | 11/24/25 | | 34.60 | | | | | | | | | | | | |
| 228 | | | | 11/24/25 | | 5.26 | | | | | | | | | | | | |
| 229 | | | | 11/24/25 | | 5.73 | | | | | | | | | | | | |
| 230 | | | | 11/24/25 | | 8.16 | | | | | | | | | | | | |
| 231 | | | | 11/24/25 | | 7.81 | | | | | | | | | | | | |
| 232 | | | | 11/24/25 | | 7.87 | | | | | | | | | | | | |
| 233 | | | | 11/24/25 | | 8.43 | | | | | | | | | | | | |
| 234 | | | | 11/24/25 | | 49.58 | | | | | | | | | | | | |
| 235 | | | | 11/24/25 | | 21.37 | | | | | | | | | | | | |
| 236 | | | | 11/24/25 | | 6.10 | | | | | | | | | | | | |
| 237 | | | | 11/24/25 | | 13.21 | | | | | | | | | | | | |
| 238 | | | | 11/24/25 | | 14.4 | | | | | | | | | | | | |
| 239 | | | | 11/24/25 | | 54.10 | | | | | | | | | | | | |
| 240 | | | | 11/24/25 | | 810 | | | | | | | | | | | | |
| | Y201 | 34.428404 | -118.649797 | 11/24/25 | 1014 | 810 | Cover Compaction | 12/3/25 | 0906 | 264 | | | | | Cover Compaction | 12/23/25 | 0901 | 432 |
| 241 | | | | 11/24/25 | | 10,000 | | | | | | | | | | | | |
| | Y200 | 34.42856502 | -118.65012 | 11/24/25 | 1004 | 10,000 | Flow Increase | 12/3/25 | 0907 | 489 | | | | | Flow Increase | 12/23/25 | 0902 | 13.25 |
| 242 | | | | 11/24/25 | | 18.2 | | | | | | | | | | | | |
| 243 | | | | 11/24/25 | | 25.3 | | | | | | | | | | | | |
| 244 | | | | 11/24/25 | | 72.45 | | | | | | | | | | | | |
| 245 | | | | 11/24/25 | | 10,000 | | | | | | | | | | | | |
| | Y202 | 34.42830602 | -118.650699 | 11/24/25 | 1249 | 10,000 | Cover Compaction | 12/3/25 | 0908 | 471 | | | | | Cover Compaction | 12/23/25 | 0903 | 376 |
| 246 | | | | 11/24/25 | | 34.10 | | | | | | | | | | | | |
| 247 | | | | 11/24/25 | | 22.5 | | | | | | | | | | | | |
| 248 | | | | 11/24/25 | | 55.3 | | | | | | | | | | | | |
| 249 | | | | 11/24/25 | | 8.43 | | | | | | | | | | | | |
| 250 | | | | 11/24/25 | | 8.5 | | | | | | | | | | | | |
| 251 | | | | 11/24/25 | | 8.8 | | | | | | | | | | | | |
| 252 | | | | 11/24/25 | | 12.3 | | | | | | | | | | | | |
| 253 | | | | 11/24/25 | | 9.03 | | | | | | | | | | | | |

**Table 1**

**Chiquita Canyon Landfill Rule 1150.1 4th Quarter Monitoring Report**

**December 2025 Chiquita Canyon Landfill Full Site Instantaneous Surface Monitoring Sweep (12-8-25/12-9-25/12-10-25)**

| Grid | Flag | Latitiude | Longitude | Initial Date | Time | Initial Exceedance >500, 200-499 (PPM) | 10-Day Corrective Action | First Remonitoring Date (10-days) | Time | PPM | 2nd 10-Day Corrective Action | Second Remonitoring Date (10-days) | Time | PPM | 30-DayCorrective Action | 30 Day Remonitoring Date | Time | PPM |
|---|---|---|---|---|---|---|---|---|---|---|---|---|---|---|---|---|---|---|
| **Instantaneous (Monthly)** | | | | | | | | | | | | | | | | | | |
| 1 | | | | 12/9/25 | | 9.13 | | | | | | | | | | | | |
| 2 | | | | 12/9/25 | | 8.16 | | | | | | | | | | | | |
| 3 | | | | 12/9/25 | | 10.29 | | | | | | | | | | | | |
| 4 | | | | 12/9/25 | | 8.35 | | | | | | | | | | | | |
| 5 | | | | 12/9/25 | | 8.31 | | | | | | | | | | | | |
| 6 | | | | 12/10/25 | | Active Construction | | | | | | | | | | | | |
| 7 | | | | 12/10/25 | | Active Construction | | | | | | | | | | | | |
| 8 | | | | 12/10/25 | | Active Construction | | | | | | | | | | | | |
| 9 | | | | 12/10/25 | | Active Construction | | | | | | | | | | | | |
| 10 | | | | 12/10/25 | | 7.10 | | | | | | | | | | | | |
| 11 | | | | 12/9/25 | | 8.12 | | | | | | | | | | | | |
| 12 | | | | 12/10/25 | | Active Construction | | | | | | | | | | | | |
| 13 | | | | 12/10/25 | | Active Construction | | | | | | | | | | | | |
| 14 | | | | 12/9/25 | | 7.41 | | | | | | | | | | | | |
| 15 | | | | 12/9/25 | | 6.39 | | | | | | | | | | | | |
| 16 | | | | 12/9/25 | | 6.51 | | | | | | | | | | | | |
| 17 | | | | 12/9/25 | | 6.41 | | | | | | | | | | | | |
| 18 | | | | 12/9/25 | | 6.47 | | | | | | | | | | | | |
| 19 | | | | 12/9/25 | | 6.27 | | | | | | | | | | | | |
| 20 | | | | 12/9/25 | | 6.75 | | | | | | | | | | | | |
| 21 | | | | 12/9/25 | | 3.81 | | | | | | | | | | | | |
| 22 | | | | 12/9/25 | | 2.30 | | | | | | | | | | | | |
| 23 | | | | 12/9/25 | | 4.01 | | | | | | | | | | | | |
| 24 | | | | 12/9/25 | | 2.41 | | | | | | | | | | | | |
| 25 | | | | 12/9/25 | | 2.53 | | | | | | | | | | | | |
| 26 | | | | 12/9/25 | | 2.58 | | | | | | | | | | | | |
| 27 | | | | 12/9/25 | | 2.69 | | | | | | | | | | | | |
| 28A | | | | 12/9/25 | | 2.46 | | | | | | | | | | | | |
| 29 | | | | 12/9/25 | | 2.42 | | | | | | | | | | | | |
| 30 | | | | 12/8/25 | | 183 | | | | | | | | | | | | |
| 31 | | | | 12/9/25 | | 20.2 | | | | | | | | | | | | |
| 32 | | | | 12/8/25 | | 400 | | | | | | | | | | | | |
| | B96 | 34.43438197 | -118.645221 | 12/8/25 | 0959 | 400 | Flow Increase | 12/18/25 | 0719 | 177 | | | | | | | | |
| 33 | | | | 12/8/25 | | 10.40 | | | | | | | | | | | | |
| 34 | | | | 12/9/25 | | 923 | | | | | | | | | | | | |
| | Y28 | 34.43327799 | -118.644336 | 12/9/25 | 1001 | 800 | Cover Compaction | 12/18/25 | 0846 | 23.1 | | | | | Cover Compaction | 1/6/25 | 0917 | 22.5 |
| | Y29 | 34.43327598 | -118.644336 | 12/9/25 | 1000 | 923 | Flow Increase | 12/18/25 | 0846 | 24.0 | | | | | Flow Increase | 1/6/25 | 0919 | 10.9 |
| 35 | | | | 12/9/25 | | 628 | | | | | | | | | | | | |
| | Y30 | 34.43304598 | -118.644778 | 12/9/25 | 1015 | 628 | Cover Compaction | 12/18/25 | 0847 | 14.3 | | | | | Cover Compaction | 1/6/25 | 0837 | 12.1 |
| 36 | | | | 12/8/25 | | 19.37 | | | | | | | | | | | | |
| 37 | | | | 12/8/25 | | 600 | | | | | | | | | | | | |
| | Y98 | 34.434272 | -118.644129 | 12/8/25 | 0944 | 600 | Cover Compaction | 12/18/25 | 0717 | 26.3 | | | | | Cover Compaction | 1/6/25 | 0955 | 26.7 |
| 38 | | | | 12/9/25 | | 15.75 | | | | | | | | | | | | |
| 39 | | | | 12/9/25 | | 28.30 | | | | | | | | | | | | |
| 40 | | | | 12/9/25 | | 2,412 | | | | | | | | | | | | |
| | Y25 | 34.43489302 | -118.643058 | 12/9/25 | 0918 | 2,412 | Cover Compaction | 12/18/25 | 0859 | 16.3 | | | | | Cover Compaction | 1/6/25 | 0900 | 19.0 |
| | Y27 | 34.43500098 | -118.643319 | 12/9/25 | 0923 | 956 | Cover Compaction | 12/18/25 | 0843 | 20.3 | | | | | Cover Compaction | 1/6/25 | 0852 | 24.0 |
| | B23 | 34.43501799 | -118.643314 | 12/9/25 | 0925 | 200 | Flow Increase | 12/18/25 | 0843 | 19.1 | | | | | | | | |
| 41 | | | | 12/9/25 | | 1,122 | | | | | | | | | | | | |
| | Y26 | 34.43454802 | -118.643137 | 12/9/25 | 0931 | 1,122 | Increased vacuum | 12/18/25 | 0845 | 46.2 | | | | | Increased vacuum | 1/6/25 | 0904 | 41.6 |
| 42 | | | | 12/9/25 | | 43.21 | | | | | | | | | | | | |
| 43 | | | | 12/9/25 | | 31.64 | | | | | | | | | | | | |
| 44 | | | | 12/9/25 | | 615 | | | | | | | | | | | | |
| | Y23 | 34.43506703 | -118.642769 | 12/9/25 | 0909 | 500 | Cover Compaction | 12/18/25 | 0856 | 469 | | | | | Cover Compaction | 1/6/25 | 0850 | 38.4 |
| | Y24 | 34.43492998 | -118.642818 | 12/9/25 | 0913 | 615 | Cover Compaction | 12/18/25 | 0857 | 39.2 | | | | | Cover Compaction | 1/6/25 | 1145 | 33.7 |
| | B22 | 34.43504297 | -118.642561 | 12/9/25 | 0905 | 300 | Flow Increase | 12/18/25 | 0855 | 20.4 | | | | | | | | |
| 45 | | | | 12/9/25 | | 1,025 | | | | | | | | | | | | |
| | Y21 | 34.43480099 | -118.642498 | 12/9/25 | 0857 | 820 | Flow Increase; Cover Compaction | 12/18/25 | 0853 | 13.7 | | | | | Flow Increase; Cover Compaction | 1/6/25 | 0859 | 12.3 |
| | Y22 | 34.43467299 | -118.642161 | 12/9/25 | 0901 | 1,025 | Cover Compaction | 12/18/25 | 0852 | 24.4 | | | | | Cover Compaction | 1/6/25 | 0902 | 25.7 |
| | B21 | 34.43484901 | -118.642464 | 12/9/25 | 0856 | 200 | Flow Increase | 12/18/25 | 0853 | 9.6 | | | | | | | | |
| 46 | | | | 12/9/25 | | 1,842 | | | | | | | | | | | | |
| | Y44 | 34.43412096 | -118.642131 | 12/9/25 | 1150 | 1,842 | Flow Increase | 12/18/25 | 0850 | 47.7 | | | | | Flow Increase | 1/6/25 | 0940 | 15.0 |
| 47 | | | | 12/9/25 | | 21.10 | | | | | | | | | | | | |
| 48 | | | | 12/9/25 | | 45.60 | | | | | | | | | | | | |

**Table 1**

| | | | | | | | | | | | | | | | | | | | |
|---|---|---|---|---|---|---|---|---|---|---|---|---|---|---|---|---|---|---|---|
| 49 | | | | 12/9/25 | | 623 | | | | | | | | | | | | | |
| | Y36 | 34.43223998 | -118.643952 | 12/9/25 | 1118 | 623 | Cover Compaction | 12/18/25 | 0927 | 64.9 | | | | | Cover Compaction | 1/6/25 | 0927 | 60.5 |
| 50 | | | | 12/9/25 | | 2,513 | | | | | | | | | | | | | |
| | Y33 | 34.43255103 | -118.643327 | 12/9/25 | 1105 | 723 | Cover Compaction | 12/18/25 | 0909 | 11.7 | | | | | Cover Compaction | 1/6/25 | 0832 | 21.7 |
| | Y34 | 34.43235297 | -118.64366 | 12/9/25 | 1109 | 760 | Cover Compaction | 12/18/25 | 0911 | 31.2 | | | | | Cover Compaction | 1/6/25 | 0945 | 28.4 |
| | Y35 | 34.43227401 | -118.643718 | 12/9/25 | 1114 | 2,513 | Cover Compaction, Pump Repaired | 12/18/25 | 0910 | 29.0 | | | | | Cover Compaction, Pump Repaired | 1/6/25 | 0929 | 27.1 |
| | B24 | 34.43226303 | -118.643706 | 12/9/25 | 1112 | 233 | Flow Increase | 12/18/25 | 0910 | 28.8 | | | | | | | | |
| 51 | | | | 12/9/25 | | 4,521 | | | | | | | | | | | | | |
| | Y31 | 34.43268204 | -118.642837 | 12/9/25 | 1049 | 4,521 | Flow Increase | 12/18/25 | 0907 | 3.6 | | | | | Flow Increase | 1/6/25 | 0837 | 12.1 |
| | Y32 | 34.43276804 | -118.64293 | 12/9/25 | 1051 | 1,523 | Flow Increase | 12/18/25 | 0908 | 8.9 | | | | | Flow Increase | 1/6/25 | 0835 | 17.4 |
| | Y40 | 34.43267701 | -118.642385 | 12/9/25 | 1046 | 1,235 | Flow Increase | 12/18/25 | 0904 | 7.5 | | | | | Flow Increase | 1/6/25 | 0940 | 15.0 |
| 52 | | | | 12/9/25 | | 19.16 | | | | | | | | | | | | | |
| 53 | | | | 12/8/25 | | 2,500 | | | | | | | | | | | | | |
| | Y42 | 34.43520399 | -118.645741 | 12/8/25 | 1126 | 2,500 | Flow Increase; Reconnected Well | 12/18/25 | 0736 | 220 | | | | | Flow Increase; Reconnected Well | 1/6/25 | 0949 | 195 |
| 54 | | | | 12/8/25 | | 5,000 | | | | | | | | | | | | | |
| | Y43 | 34.43556299 | -118.644846 | 12/8/25 | 1131 | 5,000 | Cover Compaction | 12/18/25 | 0730 | 126 | | | | | Cover Compaction | 1/6/25 | 0944 | 13.1 |
| 55 | | | | 12/8/25 | | 12.8 | | | | | | | | | | | | | |
| 56 | | | | 12/8/25 | | 30,000 | | | | | | | | | | | | | |
| | Y61 | 34.43660201 | -118.642966 | 12/8/25 | 0916 | 30,000 | Cover Compaction | 12/18/25 | 0745 | 7.9 | | | | | Cover Compaction | 1/6/25 | 0909 | 6.9 |
| | Y62 | 34.43653101 | -118.643133 | 12/8/25 | 0918 | 2,640 | Cover Compaction | 12/18/25 | 0746 | 4.4 | | | | | Cover Compaction | 1/6/25 | 0913 | 5.0 |
| 57 | | | | 12/8/25 | | 60,000 | | | | | | | | | | | | | |
| | Y63 | 34.43638399 | -118.642094 | 12/8/25 | 1025 | 60,000 | Cover Compaction | 12/18/25 | 0751 | 16.2 | | | | | Cover Compaction | 1/6/25 | 0851 | 15.5 |
| 58 | | | | 12/8/25 | | 3,800 | | | | | | | | | | | | | |
| | Y64 | 34.43677501 | -118.641409 | 12/8/25 | 1036 | 3,800 | Cover Compaction | 12/18/25 | 0808 | 44.9 | | | | | Cover Compaction | 1/6/25 | 0906 | 41.8 |
| 59 | | | | 12/10/25 | | 1,575 | | | | | | | | | | | | | |
| | Y21 | 34.43521597 | -118.644212 | 12/10/25 | 1029 | 1,575 | Flow Increase | 12/18/25 | 0738 | 62.1 | | | | | Flow Increase | 1/6/25 | 1100 | 65.3 |
| | B21 | 34.43543198 | -118.644239 | 12/10/25 | 1026 | 207 | Flow Increase | 12/18/25 | 0739 | 13.2 | | | | | | | | |
| 60 | | | | 12/10/25 | | 75.64 | | | | | | | | | | | | | |
| 61 | | | | 12/8/25 | | 1,850 | | | | | | | | | | | | | |
| | Y69 | 34.43549803 | -118.643065 | 12/8/25 | 1132 | 1,850 | Flow Increase | 12/18/25 | 0742 | 12.9 | | | | | Flow Increase | 1/6/25 | 0815 | 10.8 |
| 62 | | | | 12/8/25 | | 50,000 | | | | | | | | | | | | | |
| | Y70 | 34.43588703 | -118.642803 | 12/8/25 | 1137 | 50,000 | Cover Compaction | 12/18/25 | 0803 | 44.1 | | | | | Cover Compaction | 1/6/25 | 0821 | 49.7 |
| | Y71 | 34.43597403 | -118.642474 | 12/8/25 | 1139 | 1,383 | Cover Compaction | 12/18/25 | 0802 | 59.6 | | | | | Cover Compaction | 1/6/25 | 0825 | 51.9 |
| | Y72 | 34.43554798 | -118.642391 | 12/8/25 | 1144 | 4,481 | Cover Compaction | 12/18/25 | 0800 | 79.3 | | | | | Cover Compaction | 1/6/25 | 0818 | 53.2 |
| | Y73 | 34.43548 | -118.642354 | 12/8/25 | 1147 | 20,000 | Cover Compaction | 12/18/25 | 0759 | 66.8 | | | | | Cover Compaction | 1/6/25 | 0829 | 59.7 |
| 63 | | | | 12/8/25 | | 1,686 | | | | | | | | | | | | | |
| | Y74 | 34.43612097 | -118.642067 | 12/8/25 | 1153 | 1,686 | Cover Compaction | 12/18/25 | 0753 | 23.9 | | | | | Cover Compaction | 1/6/25 | 0847 | 27.7 |
| 64 | | | | 12/8/25 | | 60,000 | | | | | | | | | | | | | |
| | Y65 | 34.43597403 | -118.640848 | 12/8/25 | 1059 | 600 | Flow Increase | 12/18/25 | 0805 | 14.5 | | | | | Flow Increase | 1/6/25 | 0902 | 14.1 |
| | Y68 | 34.435681 | -118.64168 | 12/8/25 | 1117 | 60,000 | Cover Compaction | 12/18/25 | 0755 | 392 | | | | | Cover Compaction | 1/6/25 | 0844 | 43.3 |
| 65 | | | | 12/8/25 | | 1,800 | | | | | | | | | | | | | |
| | Y66 | 34.43627503 | -118.641054 | 12/8/25 | 1103 | 1,000 | Flow Increase | 12/18/25 | 0807 | 12.9 | | | | | Flow Increase | 1/6/25 | 0855 | 12.1 |
| | Y67 | 34.43640771 | -118.6411733 | 12/8/25 | 1031 | 575 | Flow Increase; Reconnected Well | 12/18/25 | 0807 | 11.7 | | | | | Flow Increase; Reconnected Well | 1/6/25 | 0857 | 11.3 |
| 66 | | | | 12/8/25 | | 668 | | | | | | | | | | | | | |
| | Y24 | 34.43606799 | -118.646606 | 12/8/25 | 1225 | 623 | Cover Compaction | 12/18/25 | 0733 | 47.1 | | | | | Cover Compaction | 1/6/25 | 0935 | 39.9 |
| | Y25 | 34.43602298 | -118.646384 | 12/8/25 | 1230 | 660 | Cover Compaction | 12/18/25 | 0732 | 33.8 | | | | | Cover Compaction | 1/6/25 | 0933 | 66.1 |
| 67 | | | | 12/8/25 | | 31.69 | | | | | | | | | | | | | |
| 68 | | | | 12/8/25 | | 12.3 | | | | | | | | | | | | | |
| 69 | | | | 12/8/25 | | 6.29 | | | | | | | | | | | | | |
| 70 | | | | 12/8/25 | | 108 | | | | | | | | | | | | | |
| 71 | | | | 12/8/25 | | 41.11 | | | | | | | | | | | | | |
| 72 | | | | 12/8/25 | | 28.30 | | | | | | | | | | | | | |
| 73 | | | | 12/8/25 | | 32.60 | | | | | | | | | | | | | |
| 74 | | | | 12/8/25 | | 74.10 | | | | | | | | | | | | | |
| 75 | | | | 12/8/25 | | 21.17 | | | | | | | | | | | | | |
| 76 | | | | 12/8/25 | | 29.60 | | | | | | | | | | | | | |
| 77 | | | | 12/8/25 | | 21.11 | | | | | | | | | | | | | |
| 78 | | | | 12/8/25 | | 28.30 | | | | | | | | | | | | | |
| 79 | | | | 12/8/25 | | 39.71 | | | | | | | | | | | | | |
| 80 | | | | 12/8/25 | | 512 | | | | | | | | | | | | | |
| | Y22 | 34.43804202 | -118.643821 | 12/8/25 | 1123 | 500 | Cover Compaction | 12/18/25 | 0810 | 21.0 | | | | | Cover Compaction | 1/6/25 | 0921 | 19.5 |
| | Y23 | 34.43817403 | -118.643719 | 12/8/25 | 1126 | 512 | Cover Compaction | 12/18/25 | 0810 | 17.6 | | | | | Cover Compaction | 1/6/25 | 0919 | 17.3 |
| 81 | | | | 12/9/25 | | 70,000 | | | | | | | | | | | | | |
| | Y8 | 34.43494096 | -118.6458 | 12/9/25 | 1009 | 70,000 | Flow Increase; Cover Compaction; Reconnected Well | 12/18/25 | 0828 | 14.3 | | | | | Flow Increase; Cover Compaction; Reconnected Well | 1/6/25 | 0840 | 17.5 |
| | Y9 | 34.43505102 | -118.645391 | 12/9/25 | 1011 | 10,000 | Cover Compaction | 12/18/25 | 0827 | 6.1 | | | | | Cover Compaction | 1/6/25 | 0842 | 16.0 |
| | Y10 | 34.43514196 | -118.645086 | 12/9/25 | 1015 | 10,000 | Flow Increase; Reconnected Well | 12/18/25 | 0826 | 24.7 | | | | | Flow Increase; Reconnected Well | 1/6/25 | 0844 | 24.2 |
| 82 | | | | 12/9/25 | | 30,000 | | | | | | | | | | | | | |
| | Y4 | 34.43435599 | -118.645619 | 12/9/25 | 0957 | 987 | Cover Compaction | 12/18/25 | 0832 | 103 | | | | | Cover Compaction | 1/6/25 | 0832 | 98.3 |
| | Y5 | 34.4343 | -118.645264 | 12/9/25 | 0959 | 10,000 | Cover Compaction; Riser Repaired | 12/18/25 | 0834 | 158 | | | | | Cover Compaction; Riser Repaired | 1/6/25 | 0833 | 161 |
| | Y6 | 34.4344 | -118.645262 | 12/9/25 | 1001 | 20,000 | Flow Increase; Cover Compaction | 12/18/25 | 0834 | 12.2 | | | | | Flow Increase; Cover Compaction | 1/6/25 | 0835 | 11.8 |

**Table 1**

| | | | | | | | | | | | | | | | | | | | |
|---|---|---|---|---|---|---|---|---|---|---|---|---|---|---|---|---|---|---|---|
| | Y7 | 34.434659 | -118.645354 | 12/9/25 | 1003 | 30,000 | Flow Increase; Reconnected Well | 12/18/25 | 0836 | 14.5 | | | | | Flow Increase; Reconnected Well | 1/6/25 | 0836 | 26.9 |
| 83 | | | | 12/8/25 | | 20.22 | | | | | | | | | | | | |
| 84 | | | | 12/8/25 | | 10.66 | | | | | | | | | | | | |
| 85 | | | | 12/9/25 | | 2,500 | | | | | | | | | | | | |
| | Y61 | 34.43268497 | -118.645365 | 12/9/25 | 0917 | 2,500 | Flow Increase; Cover Compaction | 12/18/25 | 0848 | 57.3 | | | | | Flow Increase; Cover Compaction | 1/6/25 | 1057 | 23.1 |
| 86 | | | | 12/9/25 | | 11.4 | | | | | | | | | | | | |
| 87 | | | | 12/9/25 | | 75.3 | | | | | | | | | | | | |
| 88 | | | | 12/8/25 | | 44.3 | | | | | | | | | | | | |
| 89 | | | | 12/8/25 | | 135 | | | | | | | | | | | | |
| 90 | | | | 12/8/25 | | 11.17 | | | | | | | | | | | | |
| 91 | | | | 12/9/25 | | 600 | | | | | | | | | | | | |
| | Y62 | 34.43182801 | -118.644241 | 12/9/25 | 0937 | 600 | Flow Increase | 12/18/25 | 0915 | 52.0 | | | | | Flow Increase | 1/6/25 | 1130 | 36.4 |
| 92 | | | | 12/9/25 | | 1,295 | | | | | | | | | | | | |
| | Y37 | 34.43198701 | -118.644222 | 12/9/25 | 1135 | 2,012 | Cover Compaction | 12/18/25 | 0913 | 42.2 | | | | | Cover Compaction | 1/6/25 | 0948 | 37.8 |
| | Y38 | 34.43191702 | -118.644115 | 12/9/25 | 1137 | 1,295 | Cover Compaction, Pump Repaired | 12/18/25 | 0912 | 8.3 | | | | | Cover Compaction, Pump Repaired | 1/6/25 | 0851 | 12.9 |
| | Y39 | 34.43180404 | -118.643962 | 12/9/25 | 1139 | 600 | Cover Compaction | 12/18/25 | 0924 | 10.4 | | | | | Cover Compaction | 1/6/25 | 0952 | 47.5 |
| 93 | | | | 12/9/25 | | 800 | | | | | | | | | | | | |
| | Y63 | 34.43106601 | -118.644293 | 12/9/25 | 0948 | 800 | Flow Increase | 12/18/25 | 0921 | 11.9 | | | | | Flow Increase | 1/6/25 | 1004 | 14.6 |
| | Y64 | 34.43124698 | -118.644111 | 12/9/25 | 0950 | 722 | Cover Compaction | 12/18/25 | 0922 | 16.1 | | | | | Cover Compaction | 1/6/25 | 0959 | 18.3 |
| 94 | | | | 12/9/25 | | 55.3 | | | | | | | | | | | | |
| 95 | | | | 12/10/25 | | 578 | | | | | | | | | | | | |
| | Y22 | 34.43026604 | -118.645128 | 12/10/25 | 1054 | 578 | Moisture Condition, Cover Compaction | 12/18/25 | 0705 | 46.6 | | | | | Moisture Condition, Cover Compaction | 1/6/25 | 1123 | 39.3 |
| 96 | | | | 12/8/25 | | 14.8 | | | | | | | | | | | | |
| 97 | | | | 12/9/25 | | 85.5 | | | | | | | | | | | | |
| 98 | | | | 12/9/25 | | 1,800 | | | | | | | | | | | | |
| | Y66 | 34.42994996 | -118.645818 | 12/9/25 | 1022 | 1,800 | Flow Increase; Cover Compaction | 12/18/25 | 0919 | 26.2 | | | | | Flow Increase; Cover Compaction | 1/6/25 | 1015 | 23.7 |
| | Y67 | 34.43006697 | -118.64544 | 12/9/25 | 1025 | 1,700 | Flow Increase | 12/18/25 | 0917 | 13.6 | | | | | Flow Increase | 1/6/25 | 1012 | 20.1 |
| 99 | | | | 12/9/25 | | 10.3 | | | | | | | | | | | | |
| 100 | | | | 12/9/25 | | 47.5 | | | | | | | | | | | | |
| 101 | | | | 12/9/25 | | 19.8 | | | | | | | | | | | | |
| 102 | | | | 12/9/25 | | 86.5 | | | | | | | | | | | | |
| 103 | | | | 12/9/25 | | 4,000 | | | | | | | | | | | | |
| | Y65 | 34.42971996 | -118.64688 | 12/9/25 | 1015 | 4,000 | Flow Increase; Cover Compaction | 12/18/25 | 0935 | 71.4 | | | | | Flow Increase; Cover Compaction | 1/6/25 | 1018 | 102 |
| 104 | | | | 12/9/25 | | 55.2 | | | | | | | | | | | | |
| 105 | | | | 12/9/25 | | 2.37 | | | | | | | | | | | | |
| 106 | | | | 12/9/25 | | 2.41 | | | | | | | | | | | | |
| | B1 | 34.43383103 | -118.648451 | 12/9/25 | 0921 | 387 | Flow Increase | 12/18/25 | 0840 | 26.3 | | | | | | | | |
| 107 | | | | 12/9/25 | | 2.31 | | | | | | | | | | | | |
| 108 | | | | 12/9/25 | | 8.29 | | | | | | | | | | | | |
| 109 | | | | 12/9/25 | | 8.27 | | | | | | | | | | | | |
| 110 | | | | 12/9/25 | | 9.31 | | | | | | | | | | | | |
| 111 | | | | 12/9/25 | | 11.25 | | | | | | | | | | | | |
| 112 | | | | 12/10/25 | | 6.29 | | | | | | | | | | | | |
| 113 | | | | 12/10/25 | | 4.38 | | | | | | | | | | | | |
| 114 | | | | 12/9/25 | | 8.22 | | | | | | | | | | | | |
| 115 | | | | 12/10/25 | | 8.15 | | | | | | | | | | | | |
| 116 | | | | 12/10/25 | | 6.79 | | | | | | | | | | | | |
| 117 | | | | 12/10/25 | | 5.72 | | | | | | | | | | | | |
| 118 | | | | 12/10/25 | | 7.70 | | | | | | | | | | | | |
| 119 | | | | 12/10/25 | | 4.38 | | | | | | | | | | | | |
| 120 | | | | 12/10/25 | | 5.16 | | | | | | | | | | | | |
| 121 | | | | 12/10/25 | | 5.21 | | | | | | | | | | | | |
| 122 | | | | 12/10/25 | | 6.66 | | | | | | | | | | | | |
| 123 | | | | 12/10/25 | | 5.32 | | | | | | | | | | | | |
| 124 | | | | 12/10/25 | | 7.21 | | | | | | | | | | | | |
| 125 | | | | 12/10/25 | | 8.19 | | | | | | | | | | | | |
| 126 | | | | 12/10/25 | | 8.13 | | | | | | | | | | | | |
| 127 | | | | 12/10/25 | | 9.20 | | | | | | | | | | | | |
| 128 | | | | 12/10/25 | | 8.20 | | | | | | | | | | | | |
| 129 | | | | 12/10/25 | | 8.20 | | | | | | | | | | | | |
| 130 | | | | 12/10/25 | | 8.50 | | | | | | | | | | | | |
| 131 | | | | 12/10/25 | | 8.40 | | | | | | | | | | | | |
| 132 | | | | 12/10/25 | | 8.13 | | | | | | | | | | | | |
| 133 | | | | 12/10/25 | | 8.30 | | | | | | | | | | | | |
| 134 | | | | 12/10/25 | | 8.26 | | | | | | | | | | | | |
| 135 | | | | 12/10/25 | | 8.25 | | | | | | | | | | | | |
| 136 | | | | 12/10/25 | | 8.21 | | | | | | | | | | | | |
| 137 | | | | 12/10/25 | | 8.05 | | | | | | | | | | | | |
| 138 | | | | 12/10/25 | | 8.17 | | | | | | | | | | | | |
| 139 | | | | 12/10/25 | | 8.20 | | | | | | | | | | | | |

**Table 1**

| | | | | | | | | | | | | | | | | | | |
|---|---|---|---|---|---|---|---|---|---|---|---|---|---|---|---|---|---|---|
| 140 | | | | 12/10/25 | | 8.97 | | | | | | | | | | | | |
| 141 | | | | 12/10/25 | | 8.11 | | | | | | | | | | | | |
| 142 | | | | 12/10/25 | | 8.34 | | | | | | | | | | | | |
| 143 | | | | 12/10/25 | | 5.52 | | | | | | | | | | | | |
| 144 | | | | 12/10/25 | | 6.05 | | | | | | | | | | | | |
| 145 | | | | 12/8/25 | | 17.82 | | | | | | | | | | | | |
| 146 | | | | 12/10/25 | | Active Construction | | | | | | | | | | | | |
| 147 | | | | 12/10/25 | | Active Construction | | | | | | | | | | | | |
| 148 | | | | 12/8/25 | | 22.3 | | | | | | | | | | | | |
| 149 | | | | 12/9/25 | | 1,475 | | | | | | | | | | | | |
| | Y2 | 34.43428198 | -118.646074 | 12/9/25 | 0946 | 1,475 | Flow Increase | 12/18/25 | 0831 | 29.6 | | | | | Flow Increase | 1/6/25 | 0830 | 21.4 |
| | Y3 | 34.43483703 | -118.646165 | 12/9/25 | 0952 | 675 | Flow Increase | 12/18/25 | 0829 | 16.8 | | | | | Flow Increase | 1/6/25 | 0832 | 98.3 |
| 150 | | | | 12/8/25 | | 12.61 | | | | | | | | | | | | |
| 151 | | | | 12/10/25 | | Active Construction | | | | | | | | | | | | |
| 152 | | | | 12/10/25 | | Active Construction | | | | | | | | | | | | |
| 153 | | | | 12/8/25 | | 2.50 | | | | | | | | | | | | |
| 154 | | | | 12/9/25 | | 109 | | | | | | | | | | | | |
| 155 | | | | 12/8/25 | | 10.66 | | | | | | | | | | | | |
| 156 | | | | 12/8/25 | | 25.71 | | | | | | | | | | | | |
| 157 | | | | 12/8/25 | | 8.5 | | | | | | | | | | | | |
| 158 | | | | 12/8/25 | | 840 | | | | | | | | | | | | |
| | Y41 | 34.43458599 | -118.647748 | 12/8/25 | 1047 | 840 | Flow Increase | 12/18/25 | 0723 | 17.7 | | | | | Flow Increase | 1/6/25 | 0949 | 15.2 |
| 159 | | | | 12/9/25 | | 12.36 | | | | | | | | | | | | |
| 160 | | | | 12/8/25 | | 8.50 | | | | | | | | | | | | |
| 161 | | | | 12/8/25 | | 3,654 | | | | | | | | | | | | |
| | Y102 | 34.43259303 | -118.646676 | 12/8/25 | 1045 | 3,654 | Flow Increase; Cover Compaction | 12/18/25 | 0714 | 84.4 | | | | | Flow Increase; Cover Compaction | 1/6/25 | 1017 | 76.2 |
| 162 | | | | 12/8/25 | | 2,585 | | | | | | | | | | | | |
| | Y101 | 34.43214904 | -118.646727 | 12/8/25 | 1010 | 2,585 | Flow Increase | 12/18/25 | 0712 | 134 | | | | | Flow Increase | 1/6/25 | 1024 | 115 |
| 163 | | | | 12/8/25 | | 26.8 | | | | | | | | | | | | |
| 164 | | | | 12/8/25 | | 10.60 | | | | | | | | | | | | |
| 165 | | | | 12/8/25 | | 900 | | | | | | | | | | | | |
| | Y88 | 34.43317498 | -118.648431 | 12/8/25 | 1034 | 900 | Cover Compaction | 12/18/25 | 0726 | 37.1 | | | | | Cover Compaction | 1/6/25 | 1013 | 35.6 |
| 166 | | | | 12/9/25 | | 800 | | | | | | | | | | | | |
| | Y1 | 34.43401099 | -118.648453 | 12/9/25 | 0924 | 800 | Flow Increase | 12/18/25 | 0840 | 22.3 | | | | | Flow Increase | 1/6/25 | 1118 | 19.6 |
| | B1 | 34.43383103 | -118.648451 | 12/9/25 | 0921 | 387 | Flow Increase | 12/18/25 | 0840 | 26.3 | | | | | | | | |
| 167 | | | | 12/8/25 | | 28.15 | | | | | | | | | | | | |
| 168 | | | | 12/8/25 | | 10.23 | | | | | | | | | | | | |
| 169 | | | | 12/8/25 | | 21.3 | | | | | | | | | | | | |
| 170 | | | | 12/8/25 | | 15.9 | | | | | | | | | | | | |
| 171 | | | | 12/8/25 | | 16.3 | | | | | | | | | | | | |
| 172 | | | | 12/8/25 | | 10.1 | | | | | | | | | | | | |
| 173 | | | | 12/8/25 | | 9.7 | | | | | | | | | | | | |
| 174 | | | | 12/8/25 | | 8.6 | | | | | | | | | | | | |
| 175 | | | | 12/8/25 | | 2,512 | | | | | | | | | | | | |
| | Y21 | 34.43727398 | -118.645798 | 12/8/25 | 1101 | 2,512 | Flow Increase; Cover Compaction | 12/18/25 | 0813 | 29.7 | | | | | Flow Increase; Cover Compaction | 1/6/25 | 0927 | 26.3 |
| 176 | | | | 12/8/25 | | 31.16 | | | | | | | | | | | | |
| 177 | | | | 12/8/25 | | 19.17 | | | | | | | | | | | | |
| 178 | | | | 12/8/25 | | 13.41 | | | | | | | | | | | | |
| 179 | | | | 12/8/25 | | 13.25 | | | | | | | | | | | | |
| 180 | | | | 12/8/25 | | 14.22 | | | | | | | | | | | | |
| 181 | | | | 12/8/25 | | 14.41 | | | | | | | | | | | | |
| 182 | | | | 12/8/25 | | 16.47 | | | | | | | | | | | | |
| 183 | | | | 12/8/25 | | 18.41 | | | | | | | | | | | | |
| 184 | | | | 12/8/25 | | 18.39 | | | | | | | | | | | | |
| 185 | | | | 12/8/25 | | 18.12 | | | | | | | | | | | | |
| 186 | | | | 12/8/25 | | 17.31 | | | | | | | | | | | | |
| 187 | | | | 12/8/25 | | 18.12 | | | | | | | | | | | | |
| 188 | | | | 12/8/25 | | 17.51 | | | | | | | | | | | | |
| 189 | | | | 12/8/25 | | 16.51 | | | | | | | | | | | | |
| 190 | | | | 12/8/25 | | 17.40 | | | | | | | | | | | | |
| 191 | | | | 12/8/25 | | 17.39 | | | | | | | | | | | | |
| 192 | | | | 12/8/25 | | 17.41 | | | | | | | | | | | | |
| 193 | | | | 12/8/25 | | 17.47 | | | | | | | | | | | | |
| 194 | | | | 12/8/25 | | 17.4 | | | | | | | | | | | | |
| 195 | | | | 12/8/25 | | 19.2 | | | | | | | | | | | | |
| 196 | | | | 12/8/25 | | 14.3 | | | | | | | | | | | | |
| 197 | | | | 12/8/25 | | 12.9 | | | | | | | | | | | | |
| 198 | | | | 12/8/25 | | 18.6 | | | | | | | | | | | | |
| 199 | | | | 12/8/25 | | 16.4 | | | | | | | | | | | | |
| 200 | | | | 12/8/25 | | 15.13 | | | | | | | | | | | | |

| | | | | | | | | | | | | | | | | | | |
|---|---|---|---|---|---|---|---|---|---|---|---|---|---|---|---|---|---|---|
| 201 | | | | 12/8/25 | | 23.40 | | | | | | | | | | | | |
| 202 | | | | 12/8/25 | | 13.7 | | | | | | | | | | | | |
| 203 | | | | 12/8/25 | | 11.6 | | | | | | | | | | | | |
| 204 | | | | 12/8/25 | | 8.39 | | | | | | | | | | | | |
| 205 | | | | 12/8/25 | | 12.8 | | | | | | | | | | | | |
| 206 | | | | 12/8/25 | | 13.5 | | | | | | | | | | | | |
| 207 | | | | 12/8/25 | | 8.62 | | | | | | | | | | | | |
| 208 | | | | 12/8/25 | | 10.77 | | | | | | | | | | | | |
| 209 | | | | 12/8/25 | | 9.50 | | | | | | | | | | | | |
| 210 | | | | 12/8/25 | | 11.4 | | | | | | | | | | | | |
| 211 | | | | 12/8/25 | | 9.6 | | | | | | | | | | | | |
| 212 | | | | 12/8/25 | | 16.9 | | | | | | | | | | | | |
| 213 | | | | 12/8/25 | | 13.2 | | | | | | | | | | | | |
| 214 | | | | 12/8/25 | | 14.6 | | | | | | | | | | | | |
| 215 | | | | 12/8/25 | | 17.9 | | | | | | | | | | | | |
| 216 | | | | 12/9/25 | | 8.4 | | | | | | | | | | | | |
| 217 | | | | 12/9/25 | | 1,767 | | | | | | | | | | | | |
| | Y41 | 34.43080198 | -118.64852 | 12/9/25 | 0944 | 1,767 | Flow Increase; Cover Compaction | 12/18/25 | 0950 | 61.9 | | | | | Flow Increase; Cover Compaction | 1/6/25 | 1029 | 73.5 |
| 218 | | | | 12/9/25 | | 8.4 | | | | | | | | | | | | |
| 219 | | | | 12/9/25 | | 144 | | | | | | | | | | | | |
| 220 | | | | 12/9/25 | | 684 | | | | | | | | | | | | |
| | Y42 | 34.43068002 | -118.650663 | 12/9/25 | 1016 | 684 | Flow Increase | 12/18/25 | 0940 | 15.3 | | | | | Flow Increase | 1/6/25 | 1044 | 16.7 |
| 221 | | | | 12/9/25 | | 21.2 | | | | | | | | | | | | |
| 222 | | | | 12/9/25 | | 167 | | | | | | | | | | | | |
| 223 | | | | 12/9/25 | | 1,408 | | | | | | | | | | | | |
| | Y43 | 34.42973102 | -118.648762 | 12/9/25 | 1112 | 1,408 | Flow Increase | 12/18/25 | 0946 | 8.3 | | | | | Flow Increase | 1/6/25 | 1024 | 10.6 |
| 224 | | | | 12/9/25 | | 9.8 | | | | | | | | | | | | |
| 225 | | | | 12/9/25 | | 17.3 | | | | | | | | | | | | |
| 226 | | | | 12/9/25 | | 12.9 | | | | | | | | | | | | |
| 227 | | | | 12/9/25 | | 18.1 | | | | | | | | | | | | |
| 228 | | | | 12/9/25 | | 19.36 | | | | | | | | | | | | |
| 229 | | | | 12/9/25 | | 17.2 | | | | | | | | | | | | |
| 230 | | | | 12/9/25 | | 14.4 | | | | | | | | | | | | |
| 231 | | | | 12/9/25 | | 13.8 | | | | | | | | | | | | |
| 232 | | | | 12/9/25 | | 12.3 | | | | | | | | | | | | |
| 233 | | | | 12/9/25 | | 17.8 | | | | | | | | | | | | |
| 234 | | | | 12/9/25 | | 25.3 | | | | | | | | | | | | |
| 235 | | | | 12/9/25 | | 22.1 | | | | | | | | | | | | |
| 236 | | | | 12/9/25 | | 45.1 | | | | | | | | | | | | |
| 237 | | | | 12/9/25 | | 10.77 | | | | | | | | | | | | |
| 238 | | | | 12/9/25 | | 7.46 | | | | | | | | | | | | |
| 239 | | | | 12/9/25 | | 800 | | | | | | | | | | | | |
| | Y87 | 34.42806705 | -118.6488779 | 12/9/25 | 0951 | 800 | Cover Compaction | 12/18/25 | 0937 | 26.5 | | | | | Cover Compaction | 1/6/25 | 1106 | 27.9 |
| 240 | | | | 12/9/25 | | 8.10 | | | | | | | | | | | | |
| 241 | | | | 12/9/25 | | 600 | | | | | | | | | | | | |
| | Y85 | 34.42863702 | -118.650136 | 12/9/25 | 1021 | 600 | Flow Increase | 12/18/25 | 0944 | 19.9 | | | | | Flow Increase | 1/6/25 | 1057 | 23.1 |
| 242 | | | | 12/9/25 | | 20.22 | | | | | | | | | | | | |
| 243 | | | | 12/9/25 | | 5.16 | | | | | | | | | | | | |
| 244 | | | | 12/9/25 | | 5.80 | | | | | | | | | | | | |
| 245 | | | | 12/9/25 | | 8.45 | | | | | | | | | | | | |
| 246 | | | | 12/9/25 | | 11.52 | | | | | | | | | | | | |
| 247 | | | | 12/9/25 | | 12.14 | | | | | | | | | | | | |
| 248 | | | | 12/9/25 | | 38.60 | | | | | | | | | | | | |
| 249 | | | | 12/9/25 | | 6.81 | | | | | | | | | | | | |
| 250 | | | | 12/9/25 | | 6.32 | | | | | | | | | | | | |
| 251 | | | | 12/9/25 | | 7.17 | | | | | | | | | | | | |
| 252 | | | | 12/9/25 | | 8.90 | | | | | | | | | | | | |
| 253 | | | | 12/9/25 | | 19.7 | | | | | | | | | | | | |

**Table 1**

**Chiquita Canyon Landfill Rule 1150.1 4th Quarter Monitoring Report**
**December 2025 Chiquita Canyon Landfill Instantaneous Surface Monitoring Reaction Area Sweep (12-16-25)**

| Grid | Flag | Latitiude | Longitude | Initial Date | Time | Initial Exceedance >500, 200-499 (PPM) | 10-Day Corrective Action | First Remonitoring Date (10-days) | Time | PPM | 2nd 10-Day Corrective Action | Second Remonitoring Date (10-days) | Time | PPM | 30-DayCorrective Action | 30 Day Remonitoring Date | Time | PPM |
|---|---|---|---|---|---|---|---|---|---|---|---|---|---|---|---|---|---|---|
| Instantaneous (Monthly) | | | | | | | | | | | | | | | | | | |
| 53 | | | | 12/16/25 | | 7,623 | | | | | | | | | | | | |
| | Y41 | 34.43523098 | -118.646491 | 12/16/25 | 1014 | 500 | Cover Compaction | 12/23/25 | 0809 | 9.06 | | | | | Cover Compaction | 1/14/26 | 0718 | 13.0 |
| | Y42 | 34.43531899 | -118.646311 | 12/16/25 | 1017 | 2,015 | Flow Increase | 12/23/25 | 0807 | 9.71 | | | | | Flow Increase | 1/14/26 | 0717 | 13.7 |
| | Y43 | 34.43528999 | -118.646075 | 12/16/25 | 1019 | 562 | Installed EVOH/HDPE geomembrane | 12/23/25 | 0803 | 8.53 | | | | | Installed EVOH/HDPE geomembrane | 1/14/26 | 0719 | 13.4 |
| | Y44 | 34.43533399 | -118.645774 | 12/16/25 | 1021 | 600 | Flow Increase; Cover Compaction | 12/23/25 | 0806 | 28.22 | | | | | Flow Increase; Cover Compaction | 1/14/26 | 0724 | 14.8 |
| | Y45 | 34.43552703 | -118.645799 | 12/16/25 | 1023 | 500 | Cover Compaction | 12/23/25 | 0805 | 9.18 | | | | | Cover Compaction | 1/14/26 | 0722 | 12.3 |
| | Y46 | 34.43542703 | -118.646075 | 12/16/25 | 1025 | 4,256 | Cover Compaction | 12/23/25 | 0816 | 11.61 | | | | | Cover Compaction | 1/14/26 | 0720 | 14.6 |
| | Y47 | 34.43548 | -118.646099 | 12/16/25 | 1027 | 7,623 | Cover Compaction | 12/23/25 | 0817 | 10.83 | | | | | Cover Compaction | 1/14/26 | 0721 | 12.4 |
| | Y48 | 34.436069 | -118.646387 | 12/16/25 | 1035 | 927 | Cover Compaction | 12/23/25 | 0818 | 10.94 | | | | | Cover Compaction | 1/14/26 | 0712 | 17.3 |
| | Y471 | 34.43545796 | -118.646178 | 12/16/25 | 1028 | 927 | Installed EVOH/HDPE geomembrane | 12/23/25 | 0815 | 10.19 | | | | | Installed EVOH/HDPE geomembrane | 1/14/26 | 0721 | 11.8 |
| 66 | | | | 12/16/25 | | 1,040 | | | | | | | | | | | | |
| | Y49 | 34.43608602 | -118.646425 | 12/16/25 | 1045 | 1,040 | Cover Compaction | 12/23/25 | 0821 | 8.68 | | | | | Cover Compaction | 1/14/26 | 0711 | 21.4 |
| | Y50 | 34.43612499 | -118.646574 | 12/16/25 | 1047 | 800 | Cover Compaction | 12/23/25 | 0822 | 8.97 | | | | | Cover Compaction | 1/14/26 | 0710 | 46.2 |
| | Y472 | 34.43552501 | -118.646475 | 12/16/25 | 1030 | 500 | Seal Repaired; Installed EVOH/HDPE geomembrane | 12/23/25 | 0814 | 13.22 | | | | | Seal Repaired; Installed EVOH/HDPE geomembrane | 1/14/26 | 0709 | 19.3 |
| 76 | | | | 12/16/25 | | 912 | | | | | | | | | | | | |
| | Y51 | 34.43653998 | -118.646739 | 12/16/25 | 1051 | 912 | Cover Compaction | 12/23/25 | 0824 | 6.82 | | | | | Cover Compaction | 1/14/26 | 0709 | 19.3 |
| 77 | | | | 12/16/25 | | 332 | | | | | | | | | | | | |
| | B24 | 34.43726602 | -118.646982 | 12/16/25 | 1059 | 332 | Flow Increase | 12/23/25 | 0822 | 7.80 | | | | | | | | |
| 78 | | | | 12/16/25 | | 999 | | | | | | | | | | | | |
| | Y25 | 34.43732201 | -118.645767 | 12/16/25 | 1118 | 999 | Flow Increase | 12/23/25 | 0820 | 7.96 | | | | | Flow Increase | 1/14/26 | 0704 | 16.6 |
| 79 | | | | 12/16/25 | | 22.60 | | | | | | | | | | | | |
| 80 | | | | 12/16/25 | | 24.30 | | | | | | | | | | | | |
| 81 | | | | 12/16/25 | | 4,181 | | | | | | | | | | | | |
| | Y81 | 34.43514297 | -118.645113 | 12/16/25 | 0956 | 4,181 | Flow Increase | 12/23/25 | 0836 | 9.05 | | | | | Flow Increase | 1/14/26 | 0726 | 8.5 |
| | Y82 | 34.435034 | -118.645408 | 12/16/25 | 1002 | 2,316 | Flow Increase | 12/23/25 | 0834 | 8.62 | | | | | Flow Increase | 1/14/26 | 0725 | 4.6 |
| 82 | | | | 12/16/25 | | 2,545 | | | | | | | | | | | | |
| | Y83 | 34.434645 | -118.645363 | 12/16/25 | 1007 | 2,545 | Flow Increase | 12/23/25 | 0830 | 9.36 | | | | | Flow Increase | 1/14/26 | 0728 | 6.7 |
| 83 | | | | 12/16/25 | | 2,000 | | | | | | | | | | | | |
| | Y101 | 34.43392298 | -118.645647 | 12/16/25 | 0925 | 2,000 | Cover Compaction | 12/23/25 | 0841 | 28.39 | | | | | Cover Compaction | 1/14/26 | 0730 | 30.7 |
| 88 | | | | 12/16/25 | | 20.50 | | | | | | | | | | | | |
| 89 | | | | 12/16/25 | | 12.80 | | | | | | | | | | | | |
| 90 | | | | 12/16/25 | | 22.50 | | | | | | | | | | | | |
| 96 | | | | 12/16/25 | | 8.86 | | | | | | | | | | | | |
| 99 | | | | 12/16/25 | | 9.77 | | | | | | | | | | | | |
| 145 | | | | 12/16/25 | | 34.70 | | | | | | | | | | | | |
| 146 | | | | 12/16/25 | | Active Construction | | | | | | | | | | | | |
| 147 | | | | 12/16/25 | | Active Construction | | | | | | | | | | | | |
| 148 | | | | 12/16/25 | | 43.60 | | | | | | | | | | | | |
| 149 | | | | 12/16/25 | | 183 | | | | | | | | | | | | |
| 150 | | | | 12/16/25 | | 650 | | | | | | | | | | | | |
| | Y23 | 34.43639296 | -118.647723 | 12/16/25 | 1029 | 650 | Cover Compaction | 12/23/25 | 0857 | 7.23 | | | | | Cover Compaction | 1/14/26 | 0707 | 24.1 |
| 151 | | | | 12/16/25 | | Active Construction | | | | | | | | | | | | |
| 152 | | | | 12/16/25 | | Active Construction | | | | | | | | | | | | |
| 153 | | | | 12/16/25 | | 71.10 | | | | | | | | | | | | |
| 154 | | | | 12/16/25 | | 148 | | | | | | | | | | | | |
| 155 | | | | 12/16/25 | | 39.50 | | | | | | | | | | | | |
| 156 | | | | 12/16/25 | | 49.71 | | | | | | | | | | | | |
| 157 | | | | 12/16/25 | | 34.60 | | | | | | | | | | | | |
| 158 | | | | 12/16/25 | | 59.80 | | | | | | | | | | | | |
| 159 | | | | 12/16/25 | | 183 | | | | | | | | | | | | |
| 160 | | | | 12/16/25 | | 132 | | | | | | | | | | | | |
| 161 | | | | 12/16/25 | | 3,000 | | | | | | | | | | | | |
| | Y102 | 34.43253997 | -118.646712 | 12/16/25 | 0952 | 3,000 | Cover Compaction | 12/23/25 | 0920 | 9.73 | | | | | Cover Compaction | 1/14/26 | 0734 | 15.9 |
| | Y103 | 34.43250401 | -118.647273 | 12/16/25 | 0959 | 2,500 | Flow Increase | 12/23/25 | 0922 | 9.27 | | | | | Flow Increase | 1/14/26 | 0735 | 21.9 |
| 162 | | | | 12/16/25 | | 19.70 | | | | | | | | | | | | |
| 163 | | | | 12/16/25 | | 15.20 | | | | | | | | | | | | |
| 164 | | | | 12/16/25 | | 36.90 | | | | | | | | | | | | |
| 165 | | | | 12/16/25 | | 86.50 | | | | | | | | | | | | |
| 166 | | | | 12/16/25 | | 3,464 | | | | | | | | | | | | |
| | Y84 | 34.43376699 | -118.648692 | 12/16/25 | 1055 | 3,464 | Flow Increase | 12/23/25 | 0915 | 8.41 | | | | | Flow Increase | 1/14/26 | 0745 | 20.7 |
| 167 | | | | 12/16/25 | | 6,656 | | | | | | | | | | | | |
| | Y85 | 34.43348 | -118.648898 | 12/16/25 | 1101 | 6,656 | Seal Repaired | 12/23/25 | 0913 | 7.28 | | | | | Seal Repaired | 1/14/26 | 0739 | 17.7 |
| 168 | | | | 12/16/25 | | 862 | | | | | | | | | | | | |
| 169 | | | | 12/16/25 | | 21.61 | | | | | | | | | | | | |
| 170 | | | | 12/16/25 | | 19.39 | | | | | | | | | | | | |
| 171 | | | | 12/16/25 | | 800 | | | | | | | | | | | | |
| | Y61 | 34.43417897 | -118.648901 | 12/16/25 | 0940 | 800 | Cover Compaction | 12/23/25 | 0910 | 8.86 | | | | | Cover Compaction | 1/14/26 | 0740 | 19.1 |
| 172 | | | | 12/16/25 | | 27.00 | | | | | | | | | | | | |
| 173 | | | | 12/16/25 | | 20.16 | | | | | | | | | | | | |
| 174 | | | | 12/16/25 | | 29.80 | | | | | | | | | | | | |

| | | | | | | | | | | | | | | | | | | |
|---|---|---|---|---|---|---|---|---|---|---|---|---|---|---|---|---|---|---|
| 175 | | | | 12/16/25 | | 44.17 | | | | | | | | | | | | |
| 176 | | | | 12/16/25 | | 29.80 | | | | | | | | | | | | |
| 177 | | | | 12/16/25 | | 52.60 | | | | | | | | | | | | |
| 178 | | | | 12/16/25 | | 201 | | | | | | | | | | | | |
| | B24 | 34.43726602 | -118.646982 | 12/16/25 | 1059 | 201 | Flow increase | 12/23/25 | 0900 | 6.48 | | | | | | | | |
| 179 | | | | 12/16/25 | | 1.201 | | | | | | | | | | | | |
| | Y21 | 34.43567203 | -118.649251 | 12/16/25 | 0954 | 1.201 | Seal Repaired | 12/23/25 | 0903 | 6.34 | | | | | | | | |
| 180 | | | | 12/16/25 | | 29.18 | | | | | | | | | Seal Repaired | 1/14/26 | 0738 | 11.3 |
| 181 | | | | 12/16/25 | | 41.29 | | | | | | | | | | | | |
| 182 | | | | 12/16/25 | | 12.39 | | | | | | | | | | | | |
| 183 | | | | 12/16/25 | | 12.03 | | | | | | | | | | | | |
| 184 | | | | 12/16/25 | | 9.92 | | | | | | | | | | | | |
| 185 | | | | 12/16/25 | | 59.93 | | | | | | | | | | | | |
| 186 | | | | 12/16/25 | | 5.40 | | | | | | | | | | | | |
| 187 | | | | 12/16/25 | | 7.90 | | | | | | | | | | | | |
| 188 | | | | 12/16/25 | | 7.08 | | | | | | | | | | | | |
| 189 | | | | 12/16/25 | | 6.72 | | | | | | | | | | | | |
| 190 | | | | 12/16/25 | | 7.05 | | | | | | | | | | | | |
| 191 | | | | 12/16/25 | | 5.62 | | | | | | | | | | | | |
| 192 | | | | 12/16/25 | | 5.91 | | | | | | | | | | | | |
| 193 | | | | 12/16/25 | | 6.35 | | | | | | | | | | | | |
| 194 | | | | 12/16/25 | | 14.90 | | | | | | | | | | | | |
| 195 | | | | 12/16/25 | | 23.60 | | | | | | | | | | | | |
| 196 | | | | 12/16/25 | | 19.50 | | | | | | | | | | | | |
| 197 | | | | 12/16/25 | | 23.5 | | | | | | | | | | | | |
| 198 | | | | 12/16/25 | | 9.55 | | | | | | | | | | | | |
| 199 | | | | 12/16/25 | | 10.98 | | | | | | | | | | | | |
| 200 | | | | 12/16/25 | | 44.10 | | | | | | | | | | | | |
| 201 | | | | 12/16/25 | | 34.60 | | | | | | | | | | | | |
| 202 | | | | 12/16/25 | | 23.14 | | | | | | | | | | | | |
| 203 | | | | 12/16/25 | | 19.67 | | | | | | | | | | | | |
| 204 | | | | 12/16/25 | | 19.57 | | | | | | | | | | | | |
| 205 | | | | 12/16/25 | | 24.18 | | | | | | | | | | | | |
| 206 | | | | 12/16/25 | | 15.18 | | | | | | | | | | | | |
| 207 | | | | 12/16/25 | | 15.07 | | | | | | | | | | | | |
| 208 | | | | 12/16/25 | | 20.22 | | | | | | | | | | | | |
| 209 | | | | 12/16/25 | | 43.60 | | | | | | | | | | | | |
| 210 | | | | 12/16/25 | | 16.22 | | | | | | | | | | | | |
| 211 | | | | 12/16/25 | | 13.26 | | | | | | | | | | | | |
| 212 | | | | 12/16/25 | | 7.36 | | | | | | | | | | | | |
| 213 | | | | 12/16/25 | | 12.13 | | | | | | | | | | | | |
| 214 | | | | 12/16/25 | | 17.15 | | | | | | | | | | | | |
| 215 | | | | 12/16/25 | | 17.62 | | | | | | | | | | | | |
| 216 | | | | 12/16/25 | | 13.45 | | | | | | | | | | | | |
| 217 | | | | 12/16/25 | | 14.75 | | | | | | | | | | | | |

## Table 1

**Chiquita Canyon Landfill Rule 1150.1 4th Quarter Monitoring Report**
**December 2025 Chiquita Canyon Landfill Instantaneous Surface Monitoring Reaction Area Sweep (12-22-25)**

| Grid | Flag | Latitiude | Longitude | Initial Date | Time | Initial Exceedance >500, 200-499 (PPM) | 10-Day Corrective Action | First Remonitoring Date (10-days) | Time | PPM | 2nd 10-Day Corrective Action | Second Remonitoring Date (10-days) | Time | PPM | 30-DayCorrective Action | 30 Day Remonitoring Date | Time | PPM |
|---|---|---|---|---|---|---|---|---|---|---|---|---|---|---|---|---|---|---|
| **Instantaneous (Monthly)** | | | | | | | | | | | | | | | | | | |
| 53 | | | | 12/22/25 | | 846 | | | | | | | | | | | | |
| | Y43 | 34.43576801 | -118.645484 | 12/22/25 | 0859 | 846 | Flow Increase | 12/29/25 | 0738 | 311 | | | | | Flow Increase | 1/20/2026 | 1218 | 281 |
| 66 | | | | 12/22/25 | | 73.2 | | | | | | | | | | | | |
| 76 | | | | 12/22/25 | | 2,645 | | | | | | | | | | | | |
| | Y41 | 34.43633102 | -118.646489 | 12/22/25 | 0832 | 2,645 | Cover Compaction | 12/29/25 | 0734 | 296 | | | | | Cover Compaction | 1/20/2026 | 1217 | 99.73 |
| | B42 | 34.43621501 | -118.646233 | 12/22/25 | 0837 | 200 | Flow Increase | 12/29/25 | 0733 | 5.07 | | | | | | | | |
| 77 | | | | 12/22/25 | | 21.29 | | | | | | | | | | | | |
| 78 | | | | 12/22/25 | | 37.20 | | | | | | | | | | | | |
| 79 | | | | 12/22/25 | | 41.17 | | | | | | | | | | | | |
| 80 | | | | 12/22/25 | | 1,823 | | | | | | | | | | | | |
| | Y24 | 34.43616497 | -118.642037 | 12/22/25 | 1002 | 1,823 | Flow Increase | 12/29/25 | 0808 | 360 | | | | | Flow Increase | 1/20/2026 | 1224 | 411 |
| 81 | | | | 12/22/25 | | 43.7 | | | | | | | | | | | | |
| 82 | | | | 12/22/25 | | 1,000 | | | | | | | | | | | | |
| | Y82 | 34.43439798 | -118.64515 | 12/22/25 | 0943 | 1,000 | Flow Increase | 12/29/25 | 0747 | 7.66 | | | | | Flow Increase | 1/20/2026 | 1231 | 18.79 |
| 83 | | | | 12/22/25 | | 1,400 | | | | | | | | | | | | |
| | Y83 | 34.43384998 | -118.645653 | 12/22/25 | 0953 | 1,400 | Flow Increase | 12/29/25 | 0751 | 58.27 | | | | | Flow Increase | 1/20/2026 | 1232 | 36.15 |
| 88 | | | | 12/22/25 | | 14.22 | | | | | | | | | | | | |
| 89 | | | | 12/22/25 | | 87.4 | | | | | | | | | | | | |
| 90 | | | | 12/22/25 | | 32.5 | | | | | | | | | | | | |
| 96 | | | | 12/22/25 | | 13.43 | | | | | | | | | | | | |
| 99 | | | | 12/22/25 | | 4.66 | | | | | | | | | | | | |
| 145 | | | | 12/22/25 | | 42.31 | | | | | | | | | | | | |
| 146 | | | | 12/22/25 | | Active Construction | | | | | | | | | | | | |
| 147 | | | | 12/22/25 | | Active Construction | | | | | | | | | | | | |
| 148 | | | | 12/22/25 | | 79.3 | | | | | | | | | | | | |
| 149 | | | | 12/22/25 | | 4,000 | | | | | | | | | | | | |
| | Y81 | 34.43429103 | -118.646004 | 12/22/25 | 0926 | 4,000 | Cover Compaction | 12/29/25 | 0753 | 9.52 | | | | | Cover Compaction | 1/20/2026 | 1236 | 20.76 |
| 150 | | | | 12/22/25 | | 86.17 | | | | | | | | | | | | |
| 151 | | | | 12/22/25 | | Active Construction | | | | | | | | | | | | |
| 152 | | | | 12/22/25 | | Active Construction | | | | | | | | | | | | |
| 153 | | | | 12/22/25 | | 149 | | | | | | | | | | | | |
| 154 | | | | 12/22/25 | | 18.1 | | | | | | | | | | | | |
| 155 | | | | 12/22/25 | | 3,000 | | | | | | | | | | | | |
| | Y84 | 34.43378401 | -118.646298 | 12/22/25 | 0958 | 3,000 | Flow Increase; Cover Compaction | 12/29/25 | 0730 | 310 | | | | | Flow Increase; Cover Compaction | 1/20/2026 | 1236 | 49.78 |
| 156 | | | | 12/22/25 | | 3,237 | | | | | | | | | | | | |
| | Y44 | 34.43567497 | -118.648375 | 12/22/25 | 0922 | 3,237 | Seal Repaired | 12/29/25 | 0740 | 304 | | | | | Seal Repaired | 1/20/2026 | 1220 | 309 |
| 157 | | | | 12/22/25 | | 124 | | | | | | | | | | | | |
| 158 | | | | 12/22/25 | | 56.3 | | | | | | | | | | | | |
| 159 | | | | 12/22/25 | | 19.6 | | | | | | | | | | | | |
| 160 | | | | 12/22/25 | | 57.2 | | | | | | | | | | | | |
| 161 | | | | 12/22/25 | | 2,878 | | | | | | | | | | | | |
| | Y101 | 34.43253201 | -118.647271 | 12/22/25 | 0958 | 2,878 | Flow Increase; Cover Compaction | 12/29/25 | 0807 | 192 | | | | | Flow Increase; Cover Compaction | 1/20/2026 | 1210 | 86.47 |
| 162 | | | | 12/22/25 | | 63.2 | | | | | | | | | | | | |
| 163 | | | | 12/22/25 | | 4,256 | | | | | | | | | | | | |
| | Y102 | 34.432718 | -118.647529 | 12/22/25 | 1008 | 4,256 | Flow Increase; Cover Compaction | 12/29/25 | 0805 | 232 | | | | | Flow Increase; Cover Compaction | 1/20/2026 | 1212 | 118 |
| 164 | | | | 12/22/25 | | 1,347 | | | | | | | | | | | | |
| | Y103 | 34.43268204 | -118.648475 | 12/22/25 | 1017 | 1,347 | Flow Increase; Cover Compaction | 12/29/25 | 0802 | 97.53 | | | | | Flow Increase; Cover Compaction | 1/20/2026 | 1213 | 12.97 |
| 165 | | | | 12/22/25 | | 28.5 | | | | | | | | | | | | |
| 166 | | | | 12/22/25 | | 16.4 | | | | | | | | | | | | |
| 167 | | | | 12/22/25 | | 18.5 | | | | | | | | | | | | |
| 168 | | | | 12/22/25 | | 4.22 | | | | | | | | | | | | |
| 169 | | | | 12/22/25 | | 10.98 | | | | | | | | | | | | |
| 170 | | | | 12/22/25 | | 11.18 | | | | | | | | | | | | |

**Table 1**

| | | | | | | | | | | | | | | | | | | |
|---|---|---|---|---|---|---|---|---|---|---|---|---|---|---|---|---|---|---|
| 171 | | | | 12/22/25 | | 9.21 | | | | | | | | | | | | |
| 172 | | | | 12/22/25 | | 10.16 | | | | | | | | | | | | |
| 173 | | | | 12/22/25 | | 10.21 | | | | | | | | | | | | |
| 174 | | | | 12/22/25 | | 24.2 | | | | | | | | | | | | |
| 175 | | | | 12/22/25 | | 49.6 | | | | | | | | | | | | |
| 176 | | | | 12/22/25 | | 18.2 | | | | | | | | | | | | |
| 177 | | | | 12/22/25 | | 3,312 | | | | | | | | | | | | |
| | Y45 | 34.435536 | -118.648882 | 12/22/25 | 1029 | 3,312 | Seal Repaired | 12/29/25 | 0748 | 256 | | | | | Seal Repaired | 1/20/2026 | 1221 | 67.86 |
| 178 | | | | 12/22/25 | | 7,541 | | | | | | | | | | | | |
| | Y23 | 34.435709 | -118.64926 | 12/22/25 | 0914 | 7,541 | Cover Compaction | 12/29/25 | 0756 | 223 | | | | | Cover Compaction | 1/20/2026 | 1227 | 411 |
| 179 | | | | 12/22/25 | | 29.60 | | | | | | | | | | | | |
| 180 | | | | 12/22/25 | | 2,633 | | | | | | | | | | | | |
| | Y21 | 34.43532402 | -118.650452 | 12/22/25 | 0905 | 1,072 | Cover Repaired | 12/29/25 | 0751 | 256 | | | | | Cover Repaired | 1/20/2026 | 1222 | 72.19 |
| | Y22 | 34.435293 | -118.650465 | 12/22/25 | 0906 | 2,633 | Cover Repaired | 12/29/25 | 0753 | 425 | | | | | Cover Repaired | 1/20/2026 | 1223 | 399 |
| 181 | | | | 12/22/25 | | 74.30 | | | | | | | | | | | | |
| 182 | | | | 12/22/25 | | 13.52 | | | | | | | | | | | | |
| 183 | | | | 12/22/25 | | 20.90 | | | | | | | | | | | | |
| 184 | | | | 12/22/25 | | 26.95 | | | | | | | | | | | | |
| 185 | | | | 12/22/25 | | 23.17 | | | | | | | | | | | | |
| 186 | | | | 12/22/25 | | 8.95 | | | | | | | | | | | | |
| 187 | | | | 12/22/25 | | 12.10 | | | | | | | | | | | | |
| 188 | | | | 12/22/25 | | 8.93 | | | | | | | | | | | | |
| 189 | | | | 12/22/25 | | 12.62 | | | | | | | | | | | | |
| 190 | | | | 12/22/25 | | 9.21 | | | | | | | | | | | | |
| 191 | | | | 12/22/25 | | 9.45 | | | | | | | | | | | | |
| 192 | | | | 12/22/25 | | 9.86 | | | | | | | | | | | | |
| 193 | | | | 12/22/25 | | 9.15 | | | | | | | | | | | | |
| 194 | | | | 12/22/25 | | 9.60 | | | | | | | | | | | | |
| 195 | | | | 12/22/25 | | 25.56 | | | | | | | | | | | | |
| 196 | | | | 12/22/25 | | 2,836 | | | | | | | | | | | | |
| | Y104 | 34.43199498 | -118.648086 | 12/22/25 | 1029 | 2,836 | Flow Increase; Cover Compaction | 12/29/25 | 0800 | 451 | | | | | Flow Increase; Cover Compaction | 1/20/2026 | 1237 | 399 |
| 197 | | | | 12/22/25 | | 17.85 | | | | | | | | | | | | |
| 198 | | | | 12/22/25 | | 139 | | | | | | | | | | | | |
| 199 | | | | 12/22/25 | | 11.80 | | | | | | | | | | | | |
| 200 | | | | 12/22/25 | | 21.81 | | | | | | | | | | | | |
| 201 | | | | 12/22/25 | | 43.60 | | | | | | | | | | | | |
| 202 | | | | 12/22/25 | | 19.16 | | | | | | | | | | | | |
| 203 | | | | 12/22/25 | | 11.27 | | | | | | | | | | | | |
| 204 | | | | 12/22/25 | | 17.12 | | | | | | | | | | | | |
| 205 | | | | 12/22/25 | | 19.21 | | | | | | | | | | | | |
| 206 | | | | 12/22/25 | | 15.22 | | | | | | | | | | | | |
| 207 | | | | 12/22/25 | | 16.18 | | | | | | | | | | | | |
| 208 | | | | 12/22/25 | | 46.3 | | | | | | | | | | | | |
| 209 | | | | 12/22/25 | | 74.3 | | | | | | | | | | | | |
| 210 | | | | 12/22/25 | | 20.6 | | | | | | | | | | | | |
| 211 | | | | 12/22/25 | | 19.2 | | | | | | | | | | | | |
| 212 | | | | 12/22/25 | | 3,416 | | | | | | | | | | | | |
| | Y105 | 34.43200001 | -118.648994 | 12/22/25 | 1047 | 3,416 | Flow Increase; Cover Compaction | 12/29/25 | 0759 | 145 | | | | | Flow Increase; Cover Compaction | 1/20/2026 | 1235 | 87.69 |
| 213 | | | | 12/22/25 | | 12.11 | | | | | | | | | | | | |
| 214 | | | | 12/22/25 | | 13.99 | | | | | | | | | | | | |
| 215 | | | | 12/22/25 | | 12.80 | | | | | | | | | | | | |
| 216 | | | | 12/22/25 | | 17.26 | | | | | | | | | | | | |
| 217 | | | | 12/22/25 | | 7.86 | | | | | | | | | | | | |

# TABLE 2

## Integrated Surface Sampling Summary Analysis

# Table 2

**Chiquita Canyon Landfill Rule 1150.1 4th Quarter Monitoring Report**

**Ocober 2025 Chiquita Canyon Landfill Integrated Surface Sampling Reaction Area (10-7-25/10-8-25)**

| Grid | Initial Date | Initial Exceedance >25 (PPM) | 10-Day Corrective Action | First Remonitoring Date (10-days) | PPM | 2nd 10-Day Corrective Action | Second Remonitoring Date (10-days) | PPM | 45-Day Corrective Action | 45-Day Remonitoring Date | PPM |
|---|---|---|---|---|---|---|---|---|---|---|---|
| **Integrated (Monthly)** | | | | | | | | | | | |
| 53 | 10/7/25 | 48.39 | Moisture Condition, Soil/Dirt Compaction; Flow Increase | 10/17/25 | 11.2 | | | | | | |
| 66 | 10/7/25 | 20.9 | | | | | | | | | |
| 76 | 10/7/25 | 11.6 | | | | | | | | | |
| 77 | 10/7/25 | 9.46 | | | | | | | | | |
| 78 | 10/7/25 | 8.30 | | | | | | | | | |
| 79 | 10/7/25 | 8.20 | | | | | | | | | |
| 80 | 10/7/25 | 9.40 | | | | | | | | | |
| 81 | 10/7/25 | 28.25 | Moisture Condition, Soil/Dirt Compaction; Flow Increase | 10/17/25 | 13.4 | | | | | | |
| 82 | 10/7/25 | 55.30 | Moisture Condition, Soil/Dirt Compaction; Flow Increase | 10/17/25 | 9.6 | | | | | | |
| 83 | 10/8/25 | 73.2 | Moisture Condition, Soil/Dirt Compaction; Flow Increase | 10/17/25 | 19.7 | | | | | | |
| 88 | 10/8/25 | 4.5 | | | | | | | | | |
| 89 | 10/8/25 | 5.1 | | | | | | | | | |
| 90 | 10/8/25 | 24.2 | | | | | | | | | |
| 96 | 10/8/25 | 3.72 | | | | | | | | | |
| 99 | 10/8/25 | 3.47 | | | | | | | | | |
| 145 | 10/7/25 | 9.45 | | | | | | | | | |
| 146 | 10/7/25 | 22.9 | | | | | | | | | |
| 147 | 10/7/25 | 48.74 | Moisture Condition, Soil/Dirt Compaction; Flow Increase | 10/17/25 | 11.1 | | | | | | |
| 148 | 10/7/25 | 19.37 | | | | | | | | | |
| 149 | 10/7/25 | 27.38 | Flow Increase | 10/17/25 | 8.4 | | | | | | |
| 150 | 10/7/25 | 13.96 | | | | | | | | | |
| 151 | 10/7/25 | 13.87 | | | | | | | | | |
| 152 | 10/7/25 | 51.41 | Moisture Condition, Soil/Dirt Compaction; Flow Increase | 10/17/25 | 9.6 | | | | | | |
| 153 | 10/7/25 | 19.59 | | | | | | | | | |
| 154 | 10/7/25 | 17.32 | | | | | | | | | |
| 155 | 10/8/25 | 42.5 | Moisture Condition, Soil/Dirt Compaction; Flow Increase | 10/17/25 | 23.8 | | | | | | |
| 156 | 10/7/25 | 9.1 | | | | | | | | | |
| 157 | 10/7/25 | 27.9 | Flow Increase | 10/17/25 | 19.4 | | | | | | |
| 158 | 10/7/25 | 20.11 | | | | | | | | | |
| 159 | 10/7/25 | 28.38 | Flow Increase | 10/17/25 | 10.2 | | | | | | |
| 160 | 10/8/25 | 13.1 | | | | | | | | | |
| 161 | 10/8/25 | 9.40 | | | | | | | | | |
| 162 | 10/8/25 | 6.3 | | | | | | | | | |
| 163 | 10/8/25 | 12.13 | | | | | | | | | |
| 164 | 10/8/25 | 10.63 | | | | | | | | | |
| 165 | 10/8/25 | 10.2 | | | | | | | | | |

| | | | | | | | | | | | |
|---|---|---|---|---|---|---|---|---|---|---|---|
| 166 | 10/7/25 | 5.7 | | | | | | | | | |
| 167 | 10/7/25 | 4.3 | | | | | | | | | |
| 168 | 10/8/25 | 10.36 | | | | | | | | | |
| 169 | 10/7/25 | 4.5 | | | | | | | | | |
| 170 | 10/7/25 | 5.9 | | | | | | | | | |
| 171 | 10/7/25 | 12.23 | | | | | | | | | |
| 172 | 10/7/25 | 9.9 | | | | | | | | | |
| 173 | 10/7/25 | 14.6 | | | | | | | | | |
| 174 | 10/7/25 | 7.1 | | | | | | | | | |
| 175 | 10/7/25 | 9.8 | | | | | | | | | |
| 176 | 10/7/25 | 12.8 | | | | | | | | | |
| 177 | 10/7/25 | 12.8 | | | | | | | | | |
| 178 | 10/7/25 | 13.82 | | | | | | | | | |
| 179 | 10/7/25 | 11.6 | | | | | | | | | |
| 180 | 10/7/25 | 13.6 | | | | | | | | | |
| 181 | 10/7/25 | 11.1 | | | | | | | | | |
| 182 | 10/7/25 | 25.37 | Flow Increase | 10/17/25 | 22.3 | | | | | | |
| 183 | 10/7/25 | 9.81 | | | | | | | | | |
| 184 | 10/7/25 | 14.68 | | | | | | | | | |
| 185 | 10/7/25 | 13.91 | | | | | | | | | |
| 186 | 10/7/25 | 9.46 | | | | | | | | | |
| 187 | 10/7/25 | 21.06 | | | | | | | | | |
| 188 | 10/7/25 | 20.45 | | | | | | | | | |
| 189 | 10/7/25 | 40.86 | Flow Increase | 10/17/25 | 16.1 | | | | | | |
| 190 | 10/7/25 | 4.50 | | | | | | | | | |
| 191 | 10/7/25 | 5.30 | | | | | | | | | |
| 192 | 10/7/25 | 9.68 | | | | | | | | | |
| 193 | 10/7/25 | 9.20 | | | | | | | | | |
| 194 | 10/8/25 | 18.25 | | | | | | | | | |
| 195 | 10/8/25 | 6.04 | | | | | | | | | |
| 196 | 10/8/25 | 4.1 | | | | | | | | | |
| 197 | 10/8/25 | 6.76 | | | | | | | | | |
| 198 | 10/8/25 | 4.9 | | | | | | | | | |
| 199 | 10/8/25 | 10.83 | | | | | | | | | |
| 200 | 10/8/25 | 5.8 | | | | | | | | | |
| 201 | 10/8/25 | 10.0 | | | | | | | | | |
| 202 | 10/8/25 | 8.3 | | | | | | | | | |
| 203 | 10/8/25 | 8.9 | | | | | | | | | |
| 204 | 10/8/25 | 9.2 | | | | | | | | | |
| 205 | 10/8/25 | 7.16 | | | | | | | | | |
| 206 | 10/8/25 | 8.47 | | | | | | | | | |
| 207 | 10/8/25 | 8.29 | | | | | | | | | |
| 208 | 10/8/25 | 9.27 | | | | | | | | | |
| 209 | 10/8/25 | 12.95 | | | | | | | | | |

**Table 2**

| | | | | | | | | | | | |
|---|---|---|---|---|---|---|---|---|---|---|---|
| 210 | 10/8/25 | 9.41 | | | | | | | | | |
| 211 | 10/8/25 | 4.7 | | | | | | | | | |
| 212 | 10/8/25 | 4.4 | | | | | | | | | |
| 213 | 10/8/25 | 3.9 | | | | | | | | | |
| 214 | 10/8/25 | 4.3 | | | | | | | | | |
| 215 | 10/8/25 | 5.2 | | | | | | | | | |
| 216 | 10/8/25 | 2.91 | | | | | | | | | |
| 217 | 10/8/25 | 3.29 | | | | | | | | | |

# Table 2

**Chiquita Canyon Landfill Rule 1150.1 4th Quarter Monitoring Report**

**October 2025 Chiquita Canyon Landfill Integrated Surface Sampling Full Site Sweep (10-13-25/10-16-25/10-17-25/10-18-25)**

| Grid | Initial Date | Initial Exceedance >25 (PPM) | 10-Day Corrective Action | First Remonitoring Date (10-days) | PPM | 2nd 10-Day Corrective Action | Second Remonitoring Date (10-days) | PPM | 45-Day Corrective Action | 45-Day Remonitoring Date | PPM |
|---|---|---|---|---|---|---|---|---|---|---|---|
| **Integrated (Monthly)** | | | | | | | | | | | |
| 1 | 10/18/25 | 7 | | | | | | | | | |
| 2 | 10/18/25 | 6 | | | | | | | | | |
| 3 | 10/18/25 | 6 | | | | | | | | | |
| 4 | 10/18/25 | 9 | | | | | | | | | |
| 5 | 10/18/25 | 7 | | | | | | | | | |
| 6 | 10/18/25 | 5 | | | | | | | | | |
| 7 | 10/18/25 | Active Construction | | | | | | | | | |
| 8 | 10/18/25 | 5 | | | | | | | | | |
| 9 | 10/18/25 | Active Construction | | | | | | | | | |
| 10 | 10/18/25 | 7 | | | | | | | | | |
| 11 | 10/18/25 | 5 | | | | | | | | | |
| 12 | 10/18/25 | Active Construction | | | | | | | | | |
| 13 | 10/18/25 | 4 | | | | | | | | | |
| 14 | 10/18/25 | 6 | | | | | | | | | |
| 15 | 10/18/25 | 7 | | | | | | | | | |
| 16 | 10/18/25 | 5 | | | | | | | | | |
| 17 | 10/18/25 | 9 | | | | | | | | | |
| 18 | 10/18/25 | 7 | | | | | | | | | |
| 19 | 10/18/25 | 11 | | | | | | | | | |
| 20 | 10/18/25 | 5 | | | | | | | | | |
| 21 | 10/17/25 | 3.41 | | | | | | | | | |
| 22 | 10/17/25 | 3.01 | | | | | | | | | |
| 23 | 10/17/25 | 3.19 | | | | | | | | | |
| 24 | 10/17/25 | 2.91 | | | | | | | | | |
| 25 | 10/17/25 | 2.61 | | | | | | | | | |
| 26 | 10/17/25 | 3.29 | | | | | | | | | |
| 27 | 10/17/25 | 3.51 | | | | | | | | | |
| 28A | 10/17/25 | 3.29 | | | | | | | | | |
| 29 | 10/17/25 | 3.47 | | | | | | | | | |
| 30 | 10/18/25 | 9 | | | | | | | | | |
| 31 | 10/18/25 | 14 | | | | | | | | | |
| 32 | 10/13/25 | 29.23 | Moisture Condition, Soil/Dirt Compaction; Flow Increase | 10/23/25 | 18.7 | | | | | | |
| 33 | 10/18/25 | 10 | | | | | | | | | |
| 34 | 10/18/25 | 8 | | | | | | | | | |
| 35 | 10/18/25 | 6 | | | | | | | | | |
| 36 | 10/18/25 | 4 | | | | | | | | | |
| 37 | 10/18/25 | 6 | | | | | | | | | |
| 38 | 10/18/25 | 6 | | | | | | | | | |
| 39 | 10/18/25 | 10 | | | | | | | | | |
| 40 | 10/18/25 | 9 | | | | | | | | | |

**Table 2**

| | | | | | | | | | | | |
|---|---|---|---|---|---|---|---|---|---|---|---|
| 41 | 10/18/25 | 9 | | | | | | | | | |
| 42 | 10/18/25 | 7 | | | | | | | | | |
| 43 | 10/18/25 | 5 | | | | | | | | | |
| 44 | 10/17/25 | 5.9 | | | | | | | | | |
| 45 | 10/17/25 | 2.8 | | | | | | | | | |
| 46 | 10/17/25 | 3.1 | | | | | | | | | |
| 47 | 10/17/25 | 6.2 | | | | | | | | | |
| 48 | 10/17/25 | 2.6 | | | | | | | | | |
| 49 | 10/18/25 | 12 | | | | | | | | | |
| 50 | 10/18/25 | 7 | | | | | | | | | |
| 51 | 10/17/25 | 4.4 | | | | | | | | | |
| 52 | 10/17/25 | 3.8 | | | | | | | | | |
| 53 | 10/13/25 | 33.2 | Moisture Condition, Soil/Dirt Compaction; Flow Increase | 10/23/25 | 19.8 | | | | | | |
| 54 | 10/13/25 | 21.65 | | | | | | | | | |
| 55 | 10/17/25 | 12.1 | | | | | | | | | |
| 56 | 10/17/25 | 9.5 | | | | | | | | | |
| 57 | 10/17/25 | 11.4 | | | | | | | | | |
| 58 | 10/17/25 | 3.9 | | | | | | | | | |
| 59 | 10/13/25 | 12.62 | | | | | | | | | |
| 60 | 10/17/25 | 9.4 | | | | | | | | | |
| 61 | 10/17/25 | 8.9 | | | | | | | | | |
| 62 | 10/17/25 | 20.1 | | | | | | | | | |
| 63 | 10/17/25 | 15.4 | | | | | | | | | |
| 64 | 10/17/25 | 7.1 | | | | | | | | | |
| 65 | 10/17/25 | 6.5 | | | | | | | | | |
| 66 | 10/13/25 | 34.56 | Moisture Condition, Soil/Dirt Compaction; Flow Increase | 10/23/25 | 6.9 | | | | | | |
| 67 | 10/13/25 | 21.25 | | | | | | | | | |
| 68 | 10/17/25 | 7.4 | | | | | | | | | |
| 69 | 10/17/25 | 8.3 | | | | | | | | | |
| 70 | 10/17/25 | 2.9 | | | | | | | | | |
| 71 | 10/17/25 | 3.2 | | | | | | | | | |
| 72 | 10/17/25 | 5.4 | | | | | | | | | |
| 73 | 10/17/25 | 7.2 | | | | | | | | | |
| 74 | 10/17/25 | 9.5 | | | | | | | | | |
| 75 | 10/13/25 | 19.44 | | | | | | | | | |
| 76 | 10/13/25 | 35.01 | Moisture Condition, Soil/Dirt Compaction; Flow Increase | 10/23/25 | 4.8 | | | | | | |
| 77 | 10/13/25 | 5.40 | | | | | | | | | |
| 78 | 10/13/25 | 6.30 | | | | | | | | | |
| 79 | 10/13/25 | 7.20 | | | | | | | | | |
| 80 | 10/13/25 | 8.50 | | | | | | | | | |
| 81 | 10/13/25 | 6.31 | | | | | | | | | |
| 82 | 10/13/25 | 6.42 | | | | | | | | | |
| 83 | 10/13/25 | 7.77 | | | | | | | | | |
| 84 | 10/18/25 | 17 | | | | | | | | | |
| 85 | 10/18/25 | 15 | | | | | | | | | |
| 86 | 10/18/25 | 7 | | | | | | | | | |
| 87 | 10/18/25 | 10 | | | | | | | | | |

**Table 2**

| | | | | | | | | | | | |
|---|---|---|---|---|---|---|---|---|---|---|---|
| 88 | 10/16/25 | 3.7 | | | | | | | | | |
| 89 | 10/16/25 | 4.3 | | | | | | | | | |
| 90 | 10/13/25 | 14.15 | | | | | | | | | |
| 91 | 10/18/25 | 6 | | | | | | | | | |
| 92 | 10/18/25 | 5 | | | | | | | | | |
| 93 | 10/18/25 | 5 | | | | | | | | | |
| 94 | 10/18/25 | 4 | | | | | | | | | |
| 95 | 10/18/25 | 6 | | | | | | | | | |
| 96 | 10/16/25 | 8.5 | | | | | | | | | |
| 97 | 10/16/25 | 5.35 | | | | | | | | | |
| 98 | 10/16/25 | 9.93 | | | | | | | | | |
| 99 | 10/16/25 | 5.98 | | | | | | | | | |
| 100 | 10/16/25 | 6.38 | | | | | | | | | |
| 101 | 10/16/25 | 2.08 | | | | | | | | | |
| 102 | 10/16/25 | 8.70 | | | | | | | | | |
| 103 | 10/16/25 | 19.17 | | | | | | | | | |
| 104 | 10/13/25 | 5 | | | | | | | | | |
| 105 | 10/17/25 | 3.29 | | | | | | | | | |
| 106 | 10/17/25 | 3.41 | | | | | | | | | |
| 107 | 10/17/25 | 3.16 | | | | | | | | | |
| 108 | 10/18/25 | 6 | | | | | | | | | |
| 109 | 10/18/25 | 8 | | | | | | | | | |
| 110 | 10/18/25 | 9 | | | | | | | | | |
| 111 | 10/18/25 | 6 | | | | | | | | | |
| 112 | 10/18/25 | 5 | | | | | | | | | |
| 113 | 10/18/25 | 6 | | | | | | | | | |
| 114 | 10/18/25 | 7 | | | | | | | | | |
| 115 | 10/18/25 | 8 | | | | | | | | | |
| 116 | 10/18/25 | 5 | | | | | | | | | |
| 117 | 10/18/25 | 4 | | | | | | | | | |
| 118 | 10/18/25 | 2 | | | | | | | | | |
| 119 | 10/18/25 | 3 | | | | | | | | | |
| 120 | 10/18/25 | 7 | | | | | | | | | |
| 121 | 10/18/25 | 6 | | | | | | | | | |
| 122 | 10/18/25 | 5 | | | | | | | | | |
| 123 | 10/18/25 | 4 | | | | | | | | | |
| 124 | 10/18/25 | 4 | | | | | | | | | |
| 125 | 10/18/25 | 5 | | | | | | | | | |
| 126 | 10/18/25 | 5 | | | | | | | | | |
| 127 | 10/18/25 | 6 | | | | | | | | | |
| 128 | 10/18/25 | 4 | | | | | | | | | |
| 129 | 10/18/25 | 4 | | | | | | | | | |
| 130 | 10/18/25 | 3 | | | | | | | | | |
| 131 | 10/18/25 | 4 | | | | | | | | | |
| 132 | 10/18/25 | 5 | | | | | | | | | |
| 133 | 10/18/25 | 6 | | | | | | | | | |
| 134 | 10/18/25 | 6 | | | | | | | | | |

**Table 2**

| | | | | | | | | | | | |
|---|---|---|---|---|---|---|---|---|---|---|---|
| 135 | 10/18/25 | 7 | | | | | | | | | |
| 136 | 10/18/25 | 6 | | | | | | | | | |
| 137 | 10/18/25 | 6 | | | | | | | | | |
| 138 | 10/18/25 | 5 | | | | | | | | | |
| 139 | 10/18/25 | 6 | | | | | | | | | |
| 140 | 10/18/25 | 6 | | | | | | | | | |
| 141 | 10/18/25 | 7 | | | | | | | | | |
| 142 | 10/18/25 | 5 | | | | | | | | | |
| 143 | 10/18/25 | 7 | | | | | | | | | |
| 144 | 10/18/25 | 4 | | | | | | | | | |
| 145 | 10/13/25 | 3.25 | | | | | | | | | |
| 146 | 10/13/25 | 2.92 | | | | | | | | | |
| 147 | 10/13/25 | 9.47 | | | | | | | | | |
| 148 | 10/13/25 | 66.70 | Moisture Condition, Soil/Dirt Compaction; Flow Increase | 10/23/25 | 4.6 | | | | | | |
| 149 | 10/13/25 | 6.29 | | | | | | | | | |
| 150 | 10/13/25 | 7.30 | | | | | | | | | |
| 151 | 10/13/25 | 6.41 | | | | | | | | | |
| 152 | 10/13/25 | 142 | Moisture Condition, Soil/Dirt Compaction; Flow Increase | 10/23/25 | 13.6 | | | | | | |
| 153 | 10/13/25 | 4.7 | | | | | | | | | |
| 154 | 10/13/25 | 7.13 | | | | | | | | | |
| 155 | 10/13/25 | 17.18 | | | | | | | | | |
| 156 | 10/13/25 | 6.38 | | | | | | | | | |
| 157 | 10/13/25 | 5.12 | | | | | | | | | |
| 158 | 10/13/25 | 4.3 | | | | | | | | | |
| 159 | 10/13/25 | 7.07 | | | | | | | | | |
| 160 | 10/13/25 | 13.62 | | | | | | | | | |
| 161 | 10/16/25 | 5.95 | | | | | | | | | |
| 162 | 10/16/25 | 5.5 | | | | | | | | | |
| 163 | 10/16/25 | 6.20 | | | | | | | | | |
| 164 | 10/16/25 | 13.41 | | | | | | | | | |
| 165 | 10/13/25 | 18.32 | | | | | | | | | |
| 166 | 10/13/25 | 4.2 | | | | | | | | | |
| 167 | 10/13/25 | 5.1 | | | | | | | | | |
| 168 | 10/16/25 | 5.90 | | | | | | | | | |
| 169 | 10/13/25 | 3.1 | | | | | | | | | |
| 170 | 10/13/25 | 3.7 | | | | | | | | | |
| 171 | 10/13/25 | 3.9 | | | | | | | | | |
| 172 | 10/13/25 | 8.9 | | | | | | | | | |
| 173 | 10/13/25 | 11.2 | | | | | | | | | |
| 174 | 10/13/25 | 3.5 | | | | | | | | | |
| 175 | 10/13/25 | 4.1 | | | | | | | | | |
| 176 | 10/13/25 | 7.2 | | | | | | | | | |
| 177 | 10/13/25 | 10.22 | | | | | | | | | |
| 178 | 10/13/25 | 8.00 | | | | | | | | | |
| 179 | 10/13/25 | 6.25 | | | | | | | | | |
| 180 | 10/13/25 | 7.25 | | | | | | | | | |
| 181 | 10/13/25 | 3.8 | | | | | | | | | |

**Table 2**

| | | | | | |
|---|---|---|---|---|---|
| 182 | 10/13/25 | 3.21 | | | |
| 183 | 10/13/25 | 3.12 | | | |
| 184 | 10/13/25 | 5.00 | | | |
| 185 | 10/13/25 | 7.23 | | | |
| 186 | 10/13/25 | 5.8 | | | |
| 187 | 10/13/25 | 6.39 | | | |
| 188 | 10/13/25 | 6.31 | | | |
| 189 | 10/13/25 | 3.18 | | | |
| 190 | 10/13/25 | 11.3 | | | |
| 191 | 10/13/25 | 6.6 | | | |
| 192 | 10/13/25 | 3.8 | | | |
| 193 | 10/13/25 | 3.5 | | | |
| 194 | 10/16/25 | 7.2 | | | |
| 195 | 10/16/25 | 3.3 | | | |
| 196 | 10/16/25 | 9.2 | | | |
| 197 | 10/16/25 | 3.9 | | | |
| 198 | 10/16/25 | 5.4 | | | |
| 199 | 10/16/25 | 8.4 | | | |
| 200 | 10/16/25 | 50.38 | Moisture Condition, Soil/Dirt Compaction; Flow Increase | 10/23/25 | 5.3 |
| 201 | 10/16/25 | 7.26 | | | |
| 202 | 10/16/25 | 6.30 | | | |
| 203 | 10/16/25 | 4.55 | | | |
| 204 | 10/16/25 | 6.30 | | | |
| 205 | 10/16/25 | 7.80 | | | |
| 206 | 10/16/25 | 8.11 | | | |
| 207 | 10/16/25 | 8.56 | | | |
| 208 | 10/16/25 | 14.46 | | | |
| 209 | 10/16/25 | 5.61 | | | |
| 210 | 10/16/25 | 21.18 | | | |
| 211 | 10/16/25 | 3.35 | | | |
| 212 | 10/16/25 | 5.66 | | | |
| 213 | 10/16/25 | 4.80 | | | |
| 214 | 10/16/25 | 6.27 | | | |
| 215 | 10/16/25 | 5.45 | | | |
| 216 | 10/16/25 | 5.49 | | | |
| 217 | 10/16/25 | 5.37 | | | |
| 218 | 10/16/25 | 5.51 | | | |
| 219 | 10/16/25 | 5.32 | | | |
| 220 | 10/16/25 | 8.1 | | | |
| 221 | 10/16/25 | 5.02 | | | |
| 222 | 10/16/25 | 6.82 | | | |
| 223 | 10/16/25 | 6.3 | | | |
| 224 | 10/16/25 | 8.4 | | | |
| 225 | 10/16/25 | 9.5 | | | |
| 226 | 10/16/25 | 4.2 | | | |
| 227 | 10/16/25 | 6.5 | | | |
| 228 | 10/16/25 | 11.4 | | | |

**Table 2**

| | | | | | | | | | | | |
|---|---|---|---|---|---|---|---|---|---|---|---|
| 229 | 10/16/25 | 9.9 | | | | | | | | | |
| 230 | 10/16/25 | 3.7 | | | | | | | | | |
| 231 | 10/16/25 | 3.6 | | | | | | | | | |
| 232 | 10/16/25 | 12.43 | | | | | | | | | |
| 233 | 10/16/25 | 13.25 | | | | | | | | | |
| 234 | 10/17/25 | 19.51 | | | | | | | | | |
| 235 | 10/17/25 | 22.31 | | | | | | | | | |
| 236 | 10/17/25 | 17.64 | | | | | | | | | |
| 237 | 10/17/25 | 5.30 | | | | | | | | | |
| 238 | 10/17/25 | 8.25 | | | | | | | | | |
| 239 | 10/17/25 | 6.42 | | | | | | | | | |
| 240 | 10/16/25 | 13.40 | | | | | | | | | |
| 241 | 10/16/25 | 18.25 | | | | | | | | | |
| 242 | 10/16/25 | 8.76 | | | | | | | | | |
| 243 | 10/16/25 | 6.22 | | | | | | | | | |
| 244 | 10/16/25 | 4.50 | | | | | | | | | |
| 245 | 10/17/25 | 7.48 | | | | | | | | | |
| 246 | 10/17/25 | 5.60 | | | | | | | | | |
| 247 | 10/17/25 | 3.90 | | | | | | | | | |
| 248 | 10/17/25 | 8.25 | | | | | | | | | |
| 249 | 10/17/25 | 6.40 | | | | | | | | | |
| 250 | 10/17/25 | 5.30 | | | | | | | | | |
| 251 | 10/18/25 | Active Construction | | | | | | | | | |
| 252 | 10/17/25 | 10.30 | | | | | | | | | |
| 253 | 10/17/25 | 9.40 | | | | | | | | | |

# Table 2

**Chiquita Canyon Landfill Rule 1150.1 4th Quarter Monitoring Report**
**October 2025 Chiquita Canyon Landfill Integrated Surface Sampling Full Site Sweep (10-27-25/10-30-25/10-31-25)**

| Grid | Initial Date | Initial Exceedance >25 (PPM) | 10-Day Corrective Action | First Remonitoring Date (10-days) | PPM | 2nd 10-Day Corrective Action | Second Remonitoring Date (10-days) | PPM | 45-Day Corrective Action | 45-Day Remonitoring Date | PPM |
|---|---|---|---|---|---|---|---|---|---|---|---|
| Integrated (Monthly) | | | | | | | | | | | |
| 1 | 10/30/25 | 6 | | | | | | | | | |
| 2 | 10/30/25 | 7 | | | | | | | | | |
| 3 | 10/30/25 | 7 | | | | | | | | | |
| 4 | 10/30/25 | 5 | | | | | | | | | |
| 5 | 10/30/25 | 6 | | | | | | | | | |
| 6 | 10/30/25 | 6 | | | | | | | | | |
| 7 | 10/30/25 | 9 | | | | | | | | | |
| 8 | 10/30/25 | 6 | | | | | | | | | |
| 9 | 10/30/25 | 7 | | | | | | | | | |
| 10 | 10/30/25 | 7 | | | | | | | | | |
| 11 | 10/30/25 | 6 | | | | | | | | | |
| 12 | 10/30/25 | 7 | | | | | | | | | |
| 13 | 10/30/25 | 7 | | | | | | | | | |
| 14 | 10/30/25 | 5 | | | | | | | | | |
| 15 | 10/30/25 | 5 | | | | | | | | | |
| 16 | 10/30/25 | 7 | | | | | | | | | |
| 17 | 10/30/25 | 4 | | | | | | | | | |
| 18 | 10/30/25 | 6 | | | | | | | | | |
| 19 | 10/30/25 | 8 | | | | | | | | | |
| 20 | 10/30/25 | 7 | | | | | | | | | |
| 21 | 10/30/25 | 5 | | | | | | | | | |
| 22 | 10/30/25 | 6 | | | | | | | | | |
| 23 | 10/30/25 | 6 | | | | | | | | | |
| 24 | 10/30/25 | 3 | | | | | | | | | |
| 25 | 10/30/25 | 4 | | | | | | | | | |
| 26 | 10/30/25 | 5 | | | | | | | | | |
| 27 | 10/30/25 | 6 | | | | | | | | | |
| 28A | 10/30/25 | 7 | | | | | | | | | |
| 29 | 10/30/25 | 6 | | | | | | | | | |
| 30 | 10/31/25 | 8.3 | | | | | | | | | |
| 31 | 10/31/25 | 16.8 | | | | | | | | | |
| 32 | 10/31/25 | 8.6 | | | | | | | | | |
| 33 | 10/31/25 | 6.5 | | | | | | | | | |
| 34 | 10/31/25 | 6.7 | | | | | | | | | |
| 35 | 10/31/25 | 13.5 | | | | | | | | | |
| 36 | 10/31/25 | 10.3 | | | | | | | | | |
| 37 | 10/31/25 | 5.3 | | | | | | | | | |
| 38 | 10/31/25 | 5.9 | | | | | | | | | |
| 39 | 10/31/25 | 10.3 | | | | | | | | | |
| 40 | 10/30/25 | 5 | | | | | | | | | |
| 41 | 10/30/25 | 6 | | | | | | | | | |
| 42 | 10/30/25 | 6 | | | | | | | | | |
| 43 | 10/30/25 | 5 | | | | | | | | | |

**Table 2**

| | | | | | | | | | | | | |
|---|---|---|---|---|---|---|---|---|---|---|---|---|
| 44 | 10/30/25 | 4 | | | | | | | | | | |
| 45 | 10/30/25 | 6 | | | | | | | | | | |
| 46 | 10/30/25 | 5 | | | | | | | | | | |
| 47 | 10/30/25 | 6 | | | | | | | | | | |
| 48 | 10/30/25 | 6 | | | | | | | | | | |
| 49 | 10/31/25 | 15.6 | | | | | | | | | | |
| 50 | 10/31/25 | 13.6 | | | | | | | | | | |
| 51 | 10/30/25 | 4 | | | | | | | | | | |
| 52 | 10/30/25 | 4 | | | | | | | | | | |
| 53 | 10/27/25 | 46.30 | Moisture Condition, Soil/Dirt Compaction; Flow Increase | 11/5/25 | 23.2 | | | | | | | |
| 54 | 10/31/25 | 20.0 | | | | | | | | | | |
| 55 | 10/31/25 | 7.3 | | | | | | | | | | |
| 56 | 10/31/25 | 8.3 | | | | | | | | | | |
| 57 | 10/31/25 | 9.5 | | | | | | | | | | |
| 58 | 10/31/25 | 6.2 | | | | | | | | | | |
| 59 | 10/31/25 | 23.5 | | | | | | | | | | |
| 60 | 10/31/25 | 7.1 | | | | | | | | | | |
| 61 | 10/31/25 | 10.0 | | | | | | | | | | |
| 62 | 10/31/25 | 12.5 | | | | | | | | | | |
| 63 | 10/30/25 | 7 | | | | | | | | | | |
| 64 | 10/30/25 | 4 | | | | | | | | | | |
| 65 | 10/30/25 | 8 | | | | | | | | | | |
| 66 | 10/27/25 | 10.93 | | | | | | | | | | |
| 67 | 10/31/25 | 6.1 | | | | | | | | | | |
| 68 | 10/31/25 | 21.5 | | | | | | | | | | |
| 69 | 10/31/25 | 13.4 | | | | | | | | | | |
| 70 | 10/31/25 | 10.6 | | | | | | | | | | |
| 71 | 10/31/25 | 12.6 | | | | | | | | | | |
| 72 | 10/31/25 | 15.7 | | | | | | | | | | |
| 73 | 10/31/25 | 9.4 | | | | | | | | | | |
| 74 | 10/31/25 | 5.3 | | | | | | | | | | |
| 75 | 10/31/25 | 6.3 | | | | | | | | | | |
| 76 | 10/27/25 | 13.62 | | | | | | | | | | |
| 77 | 10/27/25 | 7.75 | | | | | | | | | | |
| 78 | 10/27/25 | 16.40 | | | | | | | | | | |
| 79 | 10/27/25 | 7.42 | | | | | | | | | | |
| 80 | 10/27/25 | 9.79 | | | | | | | | | | |
| 81 | 10/30/25 | 31.98 | Moisture Condition, Soil/Dirt Compaction; Flow Increase | 11/7/25 | 20.35 | | | | | | | |
| 82 | 10/30/25 | 42.87 | Moisture Condition, Soil/Dirt Compaction; Flow Increase | 11/7/25 | 21.08 | | | | | | | |
| 83 | 10/30/25 | 7.96 | | | | | | | | | | |
| 84 | 10/31/25 | 6.2 | | | | | | | | | | |
| 85 | 10/31/25 | 5.4 | | | | | | | | | | |
| 86 | 10/31/25 | 12.2 | | | | | | | | | | |
| 87 | 10/31/25 | 10.5 | | | | | | | | | | |
| 88 | 10/30/25 | 17.12 | | | | | | | | | | |
| 89 | 10/30/25 | 10.63 | | | | | | | | | | |
| 90 | 10/30/25 | 9.60 | | | | | | | | | | |
| 91 | 10/31/25 | 8.3 | | | | | | | | | | |
| 92 | 10/31/25 | 8.6 | | | | | | | | | | |
| 93 | 10/31/25 | 6.4 | | | | | | | | | | |
| 94 | 10/31/25 | 9.1 | | | | | | | | | | |

**Table 2**

| | | | | | | | | | | | | | |
|---|---|---|---|---|---|---|---|---|---|---|---|---|---|
| 95 | 10/31/25 | 6.2 | | | | | | | | | | | |
| 96 | 10/30/25 | 23.32 | | | | | | | | | | | |
| 97 | 10/31/25 | 8.8 | | | | | | | | | | | |
| 98 | 10/31/25 | 5.9 | | | | | | | | | | | |
| 99 | 10/30/25 | 7.83 | | | | | | | | | | | |
| 100 | 10/30/25 | 7.01 | | | | | | | | | | | |
| 101 | 10/31/25 | 6.7 | | | | | | | | | | | |
| 102 | 10/30/25 | 10.19 | | | | | | | | | | | |
| 103 | 10/31/25 | 6.6 | | | | | | | | | | | |
| 104 | 10/31/25 | 9.6 | | | | | | | | | | | |
| 105 | 10/30/25 | 5 | | | | | | | | | | | |
| 106 | 10/30/25 | 6 | | | | | | | | | | | |
| 107 | 10/30/25 | 5 | | | | | | | | | | | |
| 108 | 10/30/25 | 9 | | | | | | | | | | | |
| 109 | 10/30/25 | 10 | | | | | | | | | | | |
| 110 | 10/30/25 | 8 | | | | | | | | | | | |
| 111 | 10/30/25 | 6 | | | | | | | | | | | |
| 112 | 10/30/25 | 7 | | | | | | | | | | | |
| 113 | 10/30/25 | 7 | | | | | | | | | | | |
| 114 | 10/30/25 | 5 | | | | | | | | | | | |
| 115 | 10/30/25 | 5 | | | | | | | | | | | |
| 116 | 10/30/25 | 5 | | | | | | | | | | | |
| 117 | 10/30/25 | 7 | | | | | | | | | | | |
| 118 | 10/30/25 | 6 | | | | | | | | | | | |
| 119 | 10/30/25 | 6 | | | | | | | | | | | |
| 120 | 10/30/25 | 4 | | | | | | | | | | | |
| 121 | 10/30/25 | 5 | | | | | | | | | | | |
| 122 | 10/30/25 | 5 | | | | | | | | | | | |
| 123 | 10/30/25 | 9 | | | | | | | | | | | |
| 124 | 10/30/25 | 7 | | | | | | | | | | | |
| 125 | 10/30/25 | 5 | | | | | | | | | | | |
| 126 | 10/30/25 | 5 | | | | | | | | | | | |
| 127 | 10/30/25 | 4 | | | | | | | | | | | |
| 128 | 10/30/25 | 6 | | | | | | | | | | | |
| 129 | 10/30/25 | 7 | | | | | | | | | | | |
| 130 | 10/30/25 | 8 | | | | | | | | | | | |
| 131 | 10/30/25 | 6 | | | | | | | | | | | |
| 132 | 10/30/25 | 7 | | | | | | | | | | | |
| 133 | 10/30/25 | 5 | | | | | | | | | | | |
| 134 | 10/30/25 | 6 | | | | | | | | | | | |
| 135 | 10/30/25 | 6 | | | | | | | | | | | |
| 136 | 10/30/25 | 4 | | | | | | | | | | | |
| 137 | 10/30/25 | 6 | | | | | | | | | | | |
| 138 | 10/30/25 | 7 | | | | | | | | | | | |
| 139 | 10/30/25 | 7 | | | | | | | | | | | |
| 140 | 10/30/25 | 6 | | | | | | | | | | | |
| 141 | 10/30/25 | 5 | | | | | | | | | | | |
| 142 | 10/30/25 | 8 | | | | | | | | | | | |
| 143 | 10/30/25 | 6 | | | | | | | | | | | |
| 144 | 10/30/25 | 8 | | | | | | | | | | | |
| 145 | 10/27/25 | 11.10 | | | | | | | | | | | |

**Table 2**

| | | | | | | | | | | | | |
|---|---|---|---|---|---|---|---|---|---|---|---|---|
| 146 | 10/27/25 | 18.31 | | | | | | | | | | |
| 147 | 10/27/25 | 16.51 | | | | | | | | | | |
| 148 | 10/27/25 | 64.67 | Moisture Condition, Soil/Dirt Compaction; Flow Increase | 11/5/25 | 14.4 | | | | | | | |
| 149 | 10/30/25 | 27.90 | Flow Increase | 11/7/25 | 24.30 | | | | | | | |
| 150 | 10/27/25 | 13.22 | | | | | | | | | | |
| 151 | 10/27/25 | 14.80 | | | | | | | | | | |
| 152 | 10/27/25 | 19.43 | | | | | | | | | | |
| 153 | 10/27/25 | 9.60 | | | | | | | | | | |
| 154 | 10/30/25 | 47.20 | Flow Increase | 11/7/25 | 20.25 | | | | | | | |
| 155 | 10/30/25 | 10.40 | | | | | | | | | | |
| 156 | 10/27/25 | 12.35 | | | | | | | | | | |
| 157 | 10/27/25 | 86.91 | Flow Increase | 11/5/25 | 16.1 | | | | | | | |
| 158 | 10/27/25 | 69.77 | Flow Increase | 11/5/25 | 18.2 | | | | | | | |
| 159 | 10/30/25 | 7.35 | | | | | | | | | | |
| 160 | 10/30/25 | 8.30 | | | | | | | | | | |
| 161 | 10/30/25 | 7.22 | | | | | | | | | | |
| 162 | 10/30/25 | 18.19 | | | | | | | | | | |
| 163 | 10/30/25 | 14.15 | | | | | | | | | | |
| 164 | 10/30/25 | 9.7 | | | | | | | | | | |
| 165 | 10/30/25 | 26.3 | Moisture Condition, Soil/Dirt Compaction; Flow Increase | 11/7/25 | 23.40 | | | | | | | |
| 166 | 10/30/25 | 16.8 | | | | | | | | | | |
| 167 | 10/30/25 | 31.4 | Moisture Condition, Soil/Dirt Compaction; Flow Increase | 11/7/25 | 20.05 | | | | | | | |
| 168 | 10/30/25 | 17.21 | | | | | | | | | | |
| 169 | 10/30/25 | 18.16 | | | | | | | | | | |
| 170 | 10/30/25 | 28.3 | Moisture Condition, Soil/Dirt Compaction; Flow Increase | 11/7/25 | 22.30 | | | | | | | |
| 171 | 10/27/25 | 10.3 | | | | | | | | | | |
| 172 | 10/27/25 | 8.4 | | | | | | | | | | |
| 173 | 10/27/25 | 7.5 | | | | | | | | | | |
| 174 | 10/30/25 | 19.34 | | | | | | | | | | |
| 175 | 10/30/25 | 19.21 | | | | | | | | | | |
| 176 | 10/27/25 | 9.9 | | | | | | | | | | |
| 177 | 10/27/25 | 9.7 | | | | | | | | | | |
| 178 | 10/27/25 | 18.55 | | | | | | | | | | |
| 179 | 10/27/25 | 11.37 | | | | | | | | | | |
| 180 | 10/27/25 | 7.52 | | | | | | | | | | |
| 181 | 10/27/25 | 7.32 | | | | | | | | | | |
| 182 | 10/27/25 | 8.09 | | | | | | | | | | |
| 183 | 10/27/25 | 8.27 | | | | | | | | | | |
| 184 | 10/27/25 | 8.10 | | | | | | | | | | |
| 185 | 10/27/25 | 9.14 | | | | | | | | | | |
| 186 | 10/27/25 | 6.9 | | | | | | | | | | |
| 187 | 10/27/25 | 2.06 | | | | | | | | | | |
| 188 | 10/27/25 | 7.27 | | | | | | | | | | |
| 189 | 10/27/25 | 7.89 | | | | | | | | | | |
| 190 | 10/27/25 | 6.9 | | | | | | | | | | |
| 191 | 10/27/25 | 7.4 | | | | | | | | | | |
| 192 | 10/27/25 | 8.1 | | | | | | | | | | |
| 193 | 10/27/25 | 7.7 | | | | | | | | | | |
| 194 | 10/30/25 | 13.40 | | | | | | | | | | |
| 195 | 10/30/25 | 10.1 | | | | | | | | | | |
| 196 | 10/30/25 | 19.30 | | | | | | | | | | |

**Table 2**

| | | | | | | | | | | | |
|---|---|---|---|---|---|---|---|---|---|---|---|
| 197 | 10/30/25 | 12.3 | | | | | | | | | |
| 198 | 10/30/25 | 12.1 | | | | | | | | | |
| 199 | 10/30/25 | 9.4 | | | | | | | | | |
| 200 | 10/27/25 | 8.60 | | | | | | | | | |
| 201 | 10/30/25 | 10.28 | | | | | | | | | |
| 202 | 10/30/25 | 11.22 | | | | | | | | | |
| 203 | 10/30/25 | 11.41 | | | | | | | | | |
| 204 | 10/30/25 | 10.21 | | | | | | | | | |
| 205 | 10/30/25 | 12.60 | | | | | | | | | |
| 206 | 10/30/25 | 12.46 | | | | | | | | | |
| 207 | 10/30/25 | 9.09 | | | | | | | | | |
| 208 | 10/30/25 | 10.37 | | | | | | | | | |
| 209 | 10/30/25 | 17.11 | | | | | | | | | |
| 210 | 10/30/25 | 17.92 | | | | | | | | | |
| 211 | 10/30/25 | 8.35 | | | | | | | | | |
| 212 | 10/30/25 | 11.8 | | | | | | | | | |
| 213 | 10/30/25 | 7.65 | | | | | | | | | |
| 214 | 10/30/25 | 6.40 | | | | | | | | | |
| 215 | 10/30/25 | 26.51 | Flow Increase | 11/7/25 | 23.05 | | | | | | |
| 216 | 10/30/25 | 10.23 | | | | | | | | | |
| 217 | 10/30/25 | 9.17 | | | | | | | | | |
| 218 | 10/30/25 | 9.20 | | | | | | | | | |
| 219 | 10/30/25 | 5.45 | | | | | | | | | |
| 220 | 10/30/25 | 10.14 | | | | | | | | | |
| 221 | 10/30/25 | 10.04 | | | | | | | | | |
| 222 | 10/30/25 | 7.12 | | | | | | | | | |
| 223 | 10/30/25 | 18.11 | | | | | | | | | |
| 224 | 10/30/25 | 10.22 | | | | | | | | | |
| 225 | 10/30/25 | 12.70 | | | | | | | | | |
| 226 | 10/30/25 | 9.60 | | | | | | | | | |
| 227 | 10/30/25 | 11.40 | | | | | | | | | |
| 228 | 10/31/25 | 22.8 | | | | | | | | | |
| 229 | 10/31/25 | 37.1 | Flow Increase | 11/5/25 | 12.5 | | | | | | |
| 230 | 10/31/25 | 29.6 | Flow Increase | 11/5/25 | 16.0 | | | | | | |
| 231 | 10/31/25 | 42.11 | Flow Increase | 11/5/25 | 14.5 | | | | | | |
| 232 | 10/31/25 | 19.01 | | | | | | | | | |
| 233 | 10/31/25 | 61.72 | Flow Increase | 11/5/25 | 18.6 | | | | | | |
| 234 | 10/31/25 | 16.82 | | | | | | | | | |
| 235 | 10/31/25 | 8.3 | | | | | | | | | |
| 236 | 10/31/25 | 5.5 | | | | | | | | | |
| 237 | 10/31/25 | 9.93 | | | | | | | | | |
| 238 | 10/31/25 | 36.70 | Moisture Condition, Soil/Dirt Compaction; Flow Increase | 11/5/25 | 15.8 | | | | | | |
| 239 | 10/31/25 | 9.40 | | | | | | | | | |
| 240 | 10/31/25 | 40.03 | Moisture Condition, Soil/Dirt Compaction; Flow Increase | 11/5/25 | 21.4 | | | | | | |
| 241 | 10/31/25 | 23.61 | | | | | | | | | |
| 242 | 10/31/25 | 13.81 | | | | | | | | | |
| 243 | 10/31/25 | 17.08 | | | | | | | | | |
| 244 | 10/31/25 | 24.20 | | | | | | | | | |
| 245 | 10/31/25 | 14.18 | | | | | | | | | |
| 246 | 10/31/25 | 13.11 | | | | | | | | | |
| 247 | 10/31/25 | 10.54 | | | | | | | | | |

**Table 2**

| | | | | | | | | | | | | |
|---|---|---|---|---|---|---|---|---|---|---|---|---|
| 248 | 10/31/25 | 9.06 | | | | | | | | | | |
| 249 | 10/31/25 | 7.90 | | | | | | | | | | |
| 250 | 10/31/25 | 7.83 | | | | | | | | | | |
| 251 | 10/31/25 | 9.60 | | | | | | | | | | |
| 252 | 10/31/25 | 7.17 | | | | | | | | | | |
| 253 | 10/31/25 | 23.14 | | | | | | | | | | |

## Table 2

**Chiquita Canyon Landfill Rule 1150.1 4th Quarter Monitoring Report**

**Novemeber 2025 Chiquita Canyon Integrated Surface Sampling Landfill Reaction Area (11-5-25/11-6-25)**

| Grid | Initial Date | Initial Exceedance >25 (PPM) | 10-Day Corrective Action | First Remonitoring Date (10-days) | PPM | 2nd 10-Day Corrective Action | Second Remonitoring Date (10-days) | PPM | 45-Day Corrective Action | 45-Day Remonitoring Date | PPM |
|---|---|---|---|---|---|---|---|---|---|---|---|
| **Integrated (Monthly)** | | | | | | | | | | | |
| 53 | 11/5/25 | 62.71 | Moisture Condition, Soil/Dirt Compaction; Flow Increase | 11/13/25 | 19.30 | | | | | | |
| 66 | 11/5/25 | 41.45 | Moisture Condition, Soil/Dirt Compaction; Flow Increase | 11/13/25 | 20.22 | | | | | | |
| 76 | 11/5/25 | 8.50 | | | | | | | | | |
| 77 | 11/5/25 | 8.60 | | | | | | | | | |
| 78 | 11/6/25 | 12.07 | | | | | | | | | |
| 79 | 11/6/25 | 5.87 | | | | | | | | | |
| 80 | 11/6/25 | 7.84 | | | | | | | | | |
| 81 | 11/5/25 | 15.8 | | | | | | | | | |
| 82 | 11/5/25 | 19.22 | | | | | | | | | |
| 83 | 11/5/25 | 17.57 | | | | | | | | | |
| 88 | 11/6/25 | 8.9 | | | | | | | | | |
| 89 | 11/6/25 | 17.55 | | | | | | | | | |
| 90 | 11/6/25 | 17.65 | | | | | | | | | |
| 96 | 11/6/25 | 9.39 | | | | | | | | | |
| 99 | 11/6/25 | 5.16 | | | | | | | | | |
| 145 | 11/5/25 | 5.65 | | | | | | | | | |
| 146 | 11/5/25 | 9.20 | | | | | | | | | |
| 147 | 11/5/25 | 25.73 | Flow Increase | 11/13/25 | 11.45 | | | | | | |
| 148 | 11/5/25 | 59.21 | Flow Increase | 11/13/25 | 14.83 | | | | | | |
| 149 | 11/5/25 | 25.8 | Flow Increase | 11/13/25 | 4.62 | | | | | | |
| 150 | 11/5/25 | 4.25 | | | | | | | | | |
| 151 | 11/5/25 | 10.20 | | | | | | | | | |
| 152 | 11/5/25 | 9.49 | | | | | | | | | |
| 153 | 11/5/25 | 8.68 | | | | | | | | | |
| 154 | 11/6/25 | 14.42 | | | | | | | | | |
| 155 | 11/6/25 | 7.50 | | | | | | | | | |
| 156 | 11/5/25 | 11.30 | | | | | | | | | |
| 157 | 11/5/25 | 11.06 | | | | | | | | | |
| 158 | 11/5/25 | 15.91 | | | | | | | | | |
| 159 | 11/6/25 | 6.45 | | | | | | | | | |
| 160 | 11/6/25 | 15.65 | | | | | | | | | |
| 161 | 11/6/25 | 6.37 | | | | | | | | | |
| 162 | 11/6/25 | 11.3 | | | | | | | | | |
| 163 | 11/6/25 | 8.37 | | | | | | | | | |
| 164 | 11/7/25 | 10.5 | | | | | | | | | |

## Table 2

| | | | | | | | | | | | | |
|---|---|---|---|---|---|---|---|---|---|---|---|---|
| 165 | 11/6/25 | 8.73 | | | | | | | | | | |
| 166 | 11/6/25 | 6.32 | | | | | | | | | | |
| 167 | 11/6/25 | 29.31 | Flow Increase | 11/13/25 | 11.3 | | | | | | | |
| 168 | 11/6/25 | 21.28 | | | | | | | | | | |
| 169 | 11/6/25 | 22.11 | | | | | | | | | | |
| 170 | 11/6/25 | 25.16 | Flow Increase | 11/13/25 | 8.6 | | | | | | | |
| 171 | 11/5/25 | 10.84 | | | | | | | | | | |
| 172 | 11/5/25 | 6.45 | | | | | | | | | | |
| 173 | 11/6/25 | 11.9 | | | | | | | | | | |
| 174 | 11/6/25 | 12.9 | | | | | | | | | | |
| 175 | 11/6/25 | 13.2 | | | | | | | | | | |
| 176 | 11/6/25 | 15.6 | | | | | | | | | | |
| 177 | 11/5/25 | 9.50 | | | | | | | | | | |
| 178 | 11/5/25 | 8.50 | | | | | | | | | | |
| 179 | 11/5/25 | 10.12 | | | | | | | | | | |
| 180 | 11/6/25 | 13.5 | | | | | | | | | | |
| 181 | 11/6/25 | 8.40 | | | | | | | | | | |
| 182 | 11/6/25 | 7.23 | | | | | | | | | | |
| 183 | 11/6/25 | 16.6 | | | | | | | | | | |
| 184 | 11/6/25 | 13.9 | | | | | | | | | | |
| 185 | 11/6/25 | 19.8 | | | | | | | | | | |
| 186 | 11/6/25 | 5.49 | | | | | | | | | | |
| 187 | 11/6/25 | 5.30 | | | | | | | | | | |
| 188 | 11/6/25 | 4.62 | | | | | | | | | | |
| 189 | 11/6/25 | 8.60 | | | | | | | | | | |
| 190 | 11/6/25 | 7.67 | | | | | | | | | | |
| 191 | 11/6/25 | 8.60 | | | | | | | | | | |
| 192 | 11/6/25 | 5.53 | | | | | | | | | | |
| 193 | 11/6/25 | 7.50 | | | | | | | | | | |
| 194 | 11/7/25 | 11.05 | | | | | | | | | | |
| 195 | 11/7/25 | 12.30 | | | | | | | | | | |
| 196 | 11/6/25 | 14.6 | | | | | | | | | | |
| 197 | 11/6/25 | 15.81 | | | | | | | | | | |
| 198 | 11/6/25 | 14.3 | | | | | | | | | | |
| 199 | 11/6/25 | 15.48 | | | | | | | | | | |
| 200 | 11/6/25 | 15.3 | | | | | | | | | | |
| 201 | 11/6/25 | 24.6 | | | | | | | | | | |
| 202 | 11/6/25 | 12.6 | | | | | | | | | | |
| 203 | 11/6/25 | 24.1 | | | | | | | | | | |
| 204 | 11/6/25 | 20.81 | | | | | | | | | | |
| 205 | 11/6/25 | 16.4 | | | | | | | | | | |
| 206 | 11/6/25 | 13.2 | | | | | | | | | | |
| 207 | 11/6/25 | 15.8 | | | | | | | | | | |
| 208 | 11/7/25 | 15.20 | | | | | | | | | | |
| 209 | 11/7/25 | 17.30 | | | | | | | | | | |

**Table 2**

| | | | | | | | | | | | |
|---|---|---|---|---|---|---|---|---|---|---|---|
| 210 | 11/7/25 | 14.00 | | | | | | | | | |
| 211 | 11/6/25 | 19.42 | | | | | | | | | |
| 212 | 11/6/25 | 17.1 | | | | | | | | | |
| 213 | 11/6/25 | 17.61 | | | | | | | | | |
| 214 | 11/6/25 | 25.39 | Flow Increase | 11/13/25 | 3.35 | | | | | | |
| 215 | 11/7/25 | 23.15 | | | | | | | | | |
| 216 | 11/6/25 | 8.30 | | | | | | | | | |
| 217 | 11/6/25 | 8.03 | | | | | | | | | |

# Table 2

**Chiquita Canyon Landfill Rule 1150.1 4th Quarter Monitoring Report**

**November 2025 Chiquita Canyon Landfill Integrated Surface Sampling Reaction Area (11-10-25/11-11-25)**

| Grid | Initial Date | Initial Exceedance >25 (PPM) | 10-Day Corrective Action | First Remonitoring Date (10-days) | PPM | 2nd 10-Day Corrective Action | Second Remonitoring Date (10-days) | PPM | 45-Day Corrective Action | 45-Day Remonitoring Date | PPM |
|---|---|---|---|---|---|---|---|---|---|---|---|
| **Integrated (Monthly)** | | | | | | | | | | | |
| 53 | 11/10/25 | 37.5 | Moisture Condition, Soil/Dirt Compaction; Flow Increase | 11/20/25 | 7.9 | | | | | | |
| 66 | 11/10/25 | 12.91 | | | | | | | | | |
| 76 | 11/10/25 | 13.61 | | | | | | | | | |
| 77 | 11/10/25 | 9.6 | | | | | | | | | |
| 78 | 11/10/25 | 10.1 | | | | | | | | | |
| 79 | 11/10/25 | 7.15 | | | | | | | | | |
| 80 | 11/10/25 | 9.92 | | | | | | | | | |
| 81 | 11/10/25 | 12.8 | | | | | | | | | |
| 82 | 11/10/25 | 13.1 | | | | | | | | | |
| 83 | 11/10/25 | 9.2 | | | | | | | | | |
| 88 | 11/11/25 | 8.4 | | | | | | | | | |
| 89 | 11/10/25 | 7.39 | | | | | | | | | |
| 90 | 11/10/25 | 7.53 | | | | | | | | | |
| 96 | 11/11/25 | 6.1 | | | | | | | | | |
| 99 | 11/11/25 | 6.7 | | | | | | | | | |
| 145 | 11/10/25 | 8.2 | | | | | | | | | |
| 146 | 11/10/25 | 19.22 | | | | | | | | | |
| 147 | 11/10/25 | 14.49 | | | | | | | | | |
| 148 | 11/10/25 | 14.55 | | | | | | | | | |
| 149 | 11/10/25 | 8.3 | | | | | | | | | |
| 150 | 11/10/25 | 8.3 | | | | | | | | | |
| 151 | 11/10/25 | 9.3 | | | | | | | | | |
| 152 | 11/10/25 | 12.84 | | | | | | | | | |
| 153 | 11/10/25 | 9.6 | | | | | | | | | |
| 154 | 11/10/25 | 6.2 | | | | | | | | | |
| 155 | 11/10/25 | 7.39 | | | | | | | | | |
| 156 | 11/10/25 | 17.1 | | | | | | | | | |
| 157 | 11/10/25 | 9.8 | | | | | | | | | |
| 158 | 11/10/25 | 12.8 | | | | | | | | | |
| 159 | 11/10/25 | 7.22 | | | | | | | | | |
| 160 | 11/10/25 | 6.91 | | | | | | | | | |
| 161 | 11/10/25 | 8.20 | | | | | | | | | |
| 162 | 11/11/25 | 14.5 | | | | | | | | | |
| 163 | 11/11/25 | 5.3 | | | | | | | | | |
| 164 | 11/11/25 | 8.2 | | | | | | | | | |
| 165 | 11/10/25 | 10.18 | | | | | | | | | |
| 166 | 11/10/25 | 9.96 | | | | | | | | | |

**Table 2**

| | | | | | | | | | | | | |
|---|---|---|---|---|---|---|---|---|---|---|---|---|
| 167 | 11/10/25 | 6.47 | | | | | | | | | | |
| 168 | 11/10/25 | 6.71 | | | | | | | | | | |
| 169 | 11/10/25 | 3.4 | | | | | | | | | | |
| 170 | 11/10/25 | 5.2 | | | | | | | | | | |
| 171 | 11/10/25 | 9.7 | | | | | | | | | | |
| 172 | 11/10/25 | 12.3 | | | | | | | | | | |
| 173 | 11/10/25 | 3.6 | | | | | | | | | | |
| 174 | 11/10/25 | 2.1 | | | | | | | | | | |
| 175 | 11/10/25 | 10.60 | | | | | | | | | | |
| 176 | 11/10/25 | 6.57 | | | | | | | | | | |
| 177 | 11/10/25 | 18.5 | | | | | | | | | | |
| 178 | 11/10/25 | 16.7 | | | | | | | | | | |
| 179 | 11/10/25 | 13.1 | | | | | | | | | | |
| 180 | 11/10/25 | 7.68 | | | | | | | | | | |
| 181 | 11/10/25 | 8.20 | | | | | | | | | | |
| 182 | 11/10/25 | 12.1 | | | | | | | | | | |
| 183 | 11/10/25 | 7.8 | | | | | | | | | | |
| 184 | 11/10/25 | 15.8 | | | | | | | | | | |
| 185 | 11/10/25 | 5.4 | | | | | | | | | | |
| 186 | 11/10/25 | 9.1 | | | | | | | | | | |
| 187 | 11/10/25 | 6.6 | | | | | | | | | | |
| 188 | 11/10/25 | 6.2 | | | | | | | | | | |
| 189 | 11/10/25 | 6.5 | | | | | | | | | | |
| 190 | 11/10/25 | 7.6 | | | | | | | | | | |
| 191 | 11/10/25 | 10.26 | | | | | | | | | | |
| 192 | 11/10/25 | 9.6 | | | | | | | | | | |
| 193 | 11/10/25 | 8.7 | | | | | | | | | | |
| 194 | 11/11/25 | 9.2 | | | | | | | | | | |
| 195 | 11/11/25 | 9.31 | | | | | | | | | | |
| 196 | 11/11/25 | 5.2 | | | | | | | | | | |
| 197 | 11/11/25 | 9.41 | | | | | | | | | | |
| 198 | 11/11/25 | 13.12 | | | | | | | | | | |
| 199 | 11/11/25 | 11.29 | | | | | | | | | | |
| 200 | 11/10/25 | 11.12 | | | | | | | | | | |
| 201 | 11/10/25 | 2.7 | | | | | | | | | | |
| 202 | 11/11/25 | 9.72 | | | | | | | | | | |
| 203 | 11/11/25 | 8.0 | | | | | | | | | | |
| 204 | 11/11/25 | 7.3 | | | | | | | | | | |
| 205 | 11/11/25 | 19.21 | | | | | | | | | | |
| 206 | 11/11/25 | 10.80 | | | | | | | | | | |
| 207 | 11/11/25 | 9.21 | | | | | | | | | | |
| 208 | 11/11/25 | 11.80 | | | | | | | | | | |
| 209 | 11/11/25 | 10.1 | | | | | | | | | | |
| 210 | 11/11/25 | 13.70 | | | | | | | | | | |
| 211 | 11/11/25 | 14.86 | | | | | | | | | | |

## Table 2

| | | | | | | | | | | | | |
|---|---|---|---|---|---|---|---|---|---|---|---|---|
| 212 | 11/11/25 | 60.12 | Flow Increase | 11/20/25 | 7.98 | | | | | | | |
| 213 | 11/11/25 | 15.25 | | | | | | | | | | |
| 214 | 11/11/25 | 14.52 | | | | | | | | | | |
| 215 | 11/11/25 | 37.49 | Moisture Condition, Soil/Dirt Compaction; Flow Increase | 11/20/25 | 20.70 | | | | | | | |
| 216 | 11/11/25 | 5.8 | | | | | | | | | | |
| 217 | 11/11/25 | 11.31 | | | | | | | | | | |

# Table 2

**Chiquita Canyon Landfill Rule 1150.1 4th Quarter Monitoring Report**

**November 2025 Chiquita Canyon Landfill Integrated Surface Sampling Full Site Sweep (11-18-25/11-19-25/11-20-25)**

| Grid | Initial Date | Initial Exceedance >25 (PPM) | 10-Day Corrective Action | First Remonitoring Date (10-days) | PPM | 2nd 10-Day Corrective Action | Second Remonitoring Date (10-days) | PPM | 45-Day Corrective Action | 45-Day Remonitoring Date | PPM |
|---|---|---|---|---|---|---|---|---|---|---|---|
| **Integrated (Monthly)** | | | | | | | | | | | |
| 1 | 11/18/25 | 2.91 | | | | | | | | | |
| 2 | 11/18/25 | 4.97 | | | | | | | | | |
| 3 | 11/18/25 | 2.99 | | | | | | | | | |
| 4 | 11/19/25 | 3.76 | | | | | | | | | |
| 5 | 11/19/25 | 2.10 | | | | | | | | | |
| 6 | 11/19/25 | 3.15 | | | | | | | | | |
| 7 | 11/19/25 | 3.22 | | | | | | | | | |
| 8 | 11/20/25 | Active Construction | | | | | | | | | |
| 9 | 11/20/25 | Active Construction | | | | | | | | | |
| 10 | 11/19/25 | 2.45 | | | | | | | | | |
| 11 | 11/19/25 | 3.55 | | | | | | | | | |
| 12 | 11/20/25 | Active Construction | | | | | | | | | |
| 13 | 11/20/25 | Active Construction | | | | | | | | | |
| 14 | 11/19/25 | 2.62 | | | | | | | | | |
| 15 | 11/19/25 | 2.44 | | | | | | | | | |
| 16 | 11/19/25 | 2.98 | | | | | | | | | |
| 17 | 11/19/25 | 1.77 | | | | | | | | | |
| 18 | 11/19/25 | 1.93 | | | | | | | | | |
| 19 | 11/19/25 | 7.11 | | | | | | | | | |
| 20 | 11/19/25 | 2.90 | | | | | | | | | |
| 21 | 11/18/25 | 3.54 | | | | | | | | | |
| 22 | 11/18/25 | 4.96 | | | | | | | | | |
| 23 | 11/18/25 | 4.93 | | | | | | | | | |
| 24 | 11/18/25 | 4.86 | | | | | | | | | |
| 25 | 11/18/25 | 4.51 | | | | | | | | | |
| 26 | 11/20/25 | 3.66 | | | | | | | | | |
| 27 | 11/18/25 | 3.51 | | | | | | | | | |
| 28A | 11/18/25 | 3.82 | | | | | | | | | |
| 29 | 11/18/25 | 3.68 | | | | | | | | | |
| 30 | 11/19/25 | 8.66 | | | | | | | | | |
| 31 | 11/19/25 | 7.99 | | | | | | | | | |
| 32 | 11/19/25 | 4.20 | | | | | | | | | |
| 33 | 11/19/25 | 36.14 | Moisture Condition, Soil/Dirt Compaction | 11/25/25 | 16.4 | | | | | | |
| 34 | 11/20/25 | 8.71 | | | | | | | | | |
| 35 | 11/20/25 | 9.35 | | | | | | | | | |
| 36 | 11/19/25 | 6.25 | | | | | | | | | |
| 37 | 11/19/25 | 36.14 | Moisture Condition, Soil/Dirt Compaction | 11/25/25 | 15.3 | | | | | | |
| 38 | 11/20/25 | 11.6 | | | | | | | | | |

# Table 2

| | | | | | | | | | | | | |
|---|---|---|---|---|---|---|---|---|---|---|---|---|
| 39 | 11/20/25 | 12.8 | | | | | | | | | | |
| 40 | 11/19/25 | 34.20 | Moisture Condition, Soil/Dirt Compaction | 11/25/25 | 8.2 | | | | | | | |
| 41 | 11/19/25 | 20.42 | | | | | | | | | | |
| 42 | 11/19/25 | 32.82 | Moisture Condition, Soil/Dirt Compaction | 11/25/25 | 18.0 | | | | | | | |
| 43 | 11/19/25 | 24.03 | | | | | | | | | | |
| 44 | 11/19/25 | 22.28 | | | | | | | | | | |
| 45 | 11/19/25 | 4.60 | | | | | | | | | | |
| 46 | 11/19/25 | 6.45 | | | | | | | | | | |
| 47 | 11/19/25 | 8.20 | | | | | | | | | | |
| 48 | 11/19/25 | 5.30 | | | | | | | | | | |
| 49 | 11/20/25 | 14.33 | | | | | | | | | | |
| 50 | 11/19/25 | 16.48 | | | | | | | | | | |
| 51 | 11/19/25 | 17.34 | | | | | | | | | | |
| 52 | 11/19/25 | 9.20 | | | | | | | | | | |
| 53 | 11/18/25 | 4.21 | | | | | | | | | | |
| 54 | 11/18/25 | 4.35 | | | | | | | | | | |
| 55 | 11/19/25 | 4.30 | | | | | | | | | | |
| 56 | 11/19/25 | 14.29 | | | | | | | | | | |
| 57 | 11/19/25 | 18.24 | | | | | | | | | | |
| 58 | 11/19/25 | 21.34 | | | | | | | | | | |
| 59 | 11/19/25 | 8.40 | | | | | | | | | | |
| 60 | 11/19/25 | 7.65 | | | | | | | | | | |
| 61 | 11/19/25 | 15.11 | | | | | | | | | | |
| 62 | 11/19/25 | 18.74 | | | | | | | | | | |
| 63 | 11/19/25 | 20.53 | | | | | | | | | | |
| 64 | 11/19/25 | 25.93 | Moisture Condition, Soil/Dirt Compaction | 11/25/25 | 12.7 | | | | | | | |
| 65 | 11/19/25 | 22.26 | | | | | | | | | | |
| 66 | 11/18/25 | 4.80 | | | | | | | | | | |
| 67 | 11/18/25 | 5.20 | | | | | | | | | | |
| 68 | 11/18/25 | 3.60 | | | | | | | | | | |
| 69 | 11/19/25 | 14.7 | | | | | | | | | | |
| 70 | 11/19/25 | 22.8 | | | | | | | | | | |
| 71 | 11/19/25 | 17.3 | | | | | | | | | | |
| 72 | 11/19/25 | 14.1 | | | | | | | | | | |
| 73 | 11/19/25 | 15.3 | | | | | | | | | | |
| 74 | 11/18/25 | 4.28 | | | | | | | | | | |
| 75 | 11/18/25 | 5.30 | | | | | | | | | | |
| 76 | 11/18/25 | 2.25 | | | | | | | | | | |
| 77 | 11/20/25 | 7.51 | | | | | | | | | | |
| 78 | 11/20/25 | 5.98 | | | | | | | | | | |
| 79 | 11/20/25 | 7.13 | | | | | | | | | | |
| 80 | 11/20/25 | 5.66 | | | | | | | | | | |
| 81 | 11/18/25 | 3.91 | | | | | | | | | | |
| 82 | 11/18/25 | 3.71 | | | | | | | | | | |

**Table 2**

| | | | | | | | | | | | | |
|---|---|---|---|---|---|---|---|---|---|---|---|---|
| 83 | 11/19/25 | 11.32 | | | | | | | | | | |
| 84 | 11/19/25 | 7.25 | | | | | | | | | | |
| 85 | 11/19/25 | 8.75 | | | | | | | | | | |
| 86 | 11/19/25 | 7.45 | | | | | | | | | | |
| 87 | 11/20/25 | 8.54 | | | | | | | | | | |
| 88 | 11/19/25 | 6.2 | | | | | | | | | | |
| 89 | 11/19/25 | 6.56 | | | | | | | | | | |
| 90 | 11/19/25 | 6.39 | | | | | | | | | | |
| 91 | 11/20/25 | 15.50 | | | | | | | | | | |
| 92 | 11/19/25 | 14.30 | | | | | | | | | | |
| 93 | 11/19/25 | 10.81 | | | | | | | | | | |
| 94 | 11/19/25 | 11.46 | | | | | | | | | | |
| 95 | 11/19/25 | 13.85 | | | | | | | | | | |
| 96 | 11/19/25 | 5.1 | | | | | | | | | | |
| 97 | 11/19/25 | 8.73 | | | | | | | | | | |
| 98 | 11/19/25 | 7.22 | | | | | | | | | | |
| 99 | 11/19/25 | 5.3 | | | | | | | | | | |
| 100 | 11/19/25 | 5.34 | | | | | | | | | | |
| 101 | 11/19/25 | 6.32 | | | | | | | | | | |
| 102 | 11/19/25 | 7.61 | | | | | | | | | | |
| 103 | 11/19/25 | 5.40 | | | | | | | | | | |
| 104 | 11/19/25 | 13.40 | | | | | | | | | | |
| 105 | 11/18/25 | 3.88 | | | | | | | | | | |
| 106 | 11/18/25 | 3.56 | | | | | | | | | | |
| 107 | 11/18/25 | 3.55 | | | | | | | | | | |
| 108 | 11/19/25 | 3.99 | | | | | | | | | | |
| 109 | 11/19/25 | 4.08 | | | | | | | | | | |
| 110 | 11/18/25 | 2.94 | | | | | | | | | | |
| 111 | 11/18/25 | 2.71 | | | | | | | | | | |
| 112 | 11/19/25 | 3.65 | | | | | | | | | | |
| 113 | 11/19/25 | 3.92 | | | | | | | | | | |
| 114 | 11/19/25 | 4.31 | | | | | | | | | | |
| 115 | 11/19/25 | 4.71 | | | | | | | | | | |
| 116 | 11/18/25 | 3.12 | | | | | | | | | | |
| 117 | 11/18/25 | 3.07 | | | | | | | | | | |
| 118 | 11/18/25 | 2.95 | | | | | | | | | | |
| 119 | 11/19/25 | 4.51 | | | | | | | | | | |
| 120 | 11/19/25 | 2.08 | | | | | | | | | | |
| 121 | 11/19/25 | 3.09 | | | | | | | | | | |
| 122 | 11/19/25 | 3.48 | | | | | | | | | | |
| 123 | 11/18/25 | 3.45 | | | | | | | | | | |
| 124 | 11/18/25 | 2.84 | | | | | | | | | | |
| 125 | 11/18/25 | 3.09 | | | | | | | | | | |
| 126 | 11/19/25 | 2.44 | | | | | | | | | | |

**Table 2**

| | | | | | | | | | | | | |
|---|---|---|---|---|---|---|---|---|---|---|---|---|
| 127 | 11/19/25 | 2.21 | | | | | | | | | | |
| 128 | 11/19/25 | 3.12 | | | | | | | | | | |
| 129 | 11/19/25 | 2.14 | | | | | | | | | | |
| 130 | 11/18/25 | 3.10 | | | | | | | | | | |
| 131 | 11/18/25 | 2.66 | | | | | | | | | | |
| 132 | 11/18/25 | 2.73 | | | | | | | | | | |
| 133 | 11/18/25 | 2.79 | | | | | | | | | | |
| 134 | 11/18/25 | 2.65 | | | | | | | | | | |
| 135 | 11/18/25 | 3.02 | | | | | | | | | | |
| 136 | 11/18/25 | 2.98 | | | | | | | | | | |
| 137 | 11/18/25 | 2.75 | | | | | | | | | | |
| 138 | 11/18/25 | 3.02 | | | | | | | | | | |
| 139 | 11/18/25 | 2.34 | | | | | | | | | | |
| 140 | 11/19/25 | 3.88 | | | | | | | | | | |
| 141 | 11/18/25 | 2.51 | | | | | | | | | | |
| 142 | 11/19/25 | 4.08 | | | | | | | | | | |
| 143 | 11/19/25 | 2.13 | | | | | | | | | | |
| 144 | 11/19/25 | 3.05 | | | | | | | | | | |
| 145 | 11/20/25 | 6.47 | | | | | | | | | | |
| 146 | 11/18/25 | 3.68 | | | | | | | | | | |
| 147 | 11/18/25 | 2.67 | | | | | | | | | | |
| 148 | 11/19/25 | 7.2 | | | | | | | | | | |
| 149 | 11/18/25 | 3.81 | | | | | | | | | | |
| 150 | 11/19/25 | 9.17 | | | | | | | | | | |
| 151 | 11/19/25 | 8.29 | | | | | | | | | | |
| 152 | 11/18/25 | 3.40 | | | | | | | | | | |
| 153 | 11/19/25 | 6.3 | | | | | | | | | | |
| 154 | 11/18/25 | 3.41 | | | | | | | | | | |
| 155 | 11/19/25 | 7.60 | | | | | | | | | | |
| 156 | 11/18/25 | 7.3 | | | | | | | | | | |
| 157 | 11/19/25 | 3.7 | | | | | | | | | | |
| 158 | 11/19/25 | 5.9 | | | | | | | | | | |
| 159 | 11/19/25 | 8.77 | | | | | | | | | | |
| 160 | 11/19/25 | 6.9 | | | | | | | | | | |
| 161 | 11/19/25 | 5.96 | | | | | | | | | | |
| 162 | 11/19/25 | 5.8 | | | | | | | | | | |
| 163 | 11/19/25 | 6.41 | | | | | | | | | | |
| 164 | 11/19/25 | 6.81 | | | | | | | | | | |
| 165 | 11/19/25 | 7.3 | | | | | | | | | | |
| 166 | 11/19/25 | 10.43 | | | | | | | | | | |
| 167 | 11/19/25 | 8.1 | | | | | | | | | | |
| 168 | 11/20/25 | 7.44 | | | | | | | | | | |
| 169 | 11/20/25 | 7.73 | | | | | | | | | | |
| 170 | 11/19/25 | 7.6 | | | | | | | | | | |

## Table 2

| | | | | | | | | | | | | |
|---|---|---|---|---|---|---|---|---|---|---|---|---|
| 171 | 11/19/25 | 6.38 | | | | | | | | | | |
| 172 | 11/19/25 | 4.5 | | | | | | | | | | |
| 173 | 11/19/25 | 10.0 | | | | | | | | | | |
| 174 | 11/20/25 | 9.57 | | | | | | | | | | |
| 175 | 11/18/25 | 5.57 | | | | | | | | | | |
| 176 | 11/18/25 | 5.1 | | | | | | | | | | |
| 177 | 11/18/25 | 5.9 | | | | | | | | | | |
| 178 | 11/19/25 | 12.13 | | | | | | | | | | |
| 179 | 11/18/25 | 5.4 | | | | | | | | | | |
| 180 | 11/18/25 | 5.7 | | | | | | | | | | |
| 181 | 11/18/25 | 3.02 | | | | | | | | | | |
| 182 | 11/18/25 | 6.2 | | | | | | | | | | |
| 183 | 11/18/25 | 7.3 | | | | | | | | | | |
| 184 | 11/19/25 | 6.35 | | | | | | | | | | |
| 185 | 11/19/25 | 8.10 | | | | | | | | | | |
| 186 | 11/18/25 | 5.63 | | | | | | | | | | |
| 187 | 11/18/25 | 7.7 | | | | | | | | | | |
| 188 | 11/18/25 | 6.2 | | | | | | | | | | |
| 189 | 11/18/25 | 5.3 | | | | | | | | | | |
| 190 | 11/18/25 | 5.30 | | | | | | | | | | |
| 191 | 11/18/25 | 4.25 | | | | | | | | | | |
| 192 | 11/18/25 | 6.25 | | | | | | | | | | |
| 193 | 11/18/25 | 4.50 | | | | | | | | | | |
| 194 | 11/19/25 | 6.8 | | | | | | | | | | |
| 195 | 11/19/25 | 7.16 | | | | | | | | | | |
| 196 | 11/19/25 | 5.5 | | | | | | | | | | |
| 197 | 11/19/25 | 7.11 | | | | | | | | | | |
| 198 | 11/19/25 | 6.4 | | | | | | | | | | |
| 199 | 11/19/25 | 6.39 | | | | | | | | | | |
| 200 | 11/18/25 | 3.34 | | | | | | | | | | |
| 201 | 11/18/25 | 4.28 | | | | | | | | | | |
| 202 | 11/20/25 | 6.34 | | | | | | | | | | |
| 203 | 11/20/25 | 6.01 | | | | | | | | | | |
| 204 | 11/20/25 | 7.37 | | | | | | | | | | |
| 205 | 11/18/25 | 5.74 | | | | | | | | | | |
| 206 | 11/20/25 | 6.02 | | | | | | | | | | |
| 207 | 11/20/25 | 6.14 | | | | | | | | | | |
| 208 | 11/20/25 | 11.83 | | | | | | | | | | |
| 209 | 11/19/25 | 6.1 | | | | | | | | | | |
| 210 | 11/20/25 | 7.05 | | | | | | | | | | |
| 211 | 11/20/25 | 6.72 | | | | | | | | | | |
| 212 | 11/19/25 | 7.3 | | | | | | | | | | |
| 213 | 11/19/25 | 6.25 | | | | | | | | | | |
| 214 | 11/19/25 | 6.19 | | | | | | | | | | |

## Table 2

| | | | | | | | | | | | |
|---|---|---|---|---|---|---|---|---|---|---|---|
| 215 | 11/20/25 | 10.98 | | | | | | | | | |
| 216 | 11/19/25 | 6.6 | | | | | | | | | |
| 217 | 11/20/25 | 6.69 | | | | | | | | | |
| 218 | 11/20/25 | 7.55 | | | | | | | | | |
| 219 | 11/20/25 | 7.21 | | | | | | | | | |
| 220 | 11/20/25 | 20.15 | | | | | | | | | |
| 221 | 11/20/25 | 7.55 | | | | | | | | | |
| 222 | 11/20/25 | 8.60 | | | | | | | | | |
| 223 | 11/20/25 | 7.96 | | | | | | | | | |
| 224 | 11/20/25 | 8.38 | | | | | | | | | |
| 225 | 11/20/25 | 9.7 | | | | | | | | | |
| 226 | 11/20/25 | 10.8 | | | | | | | | | |
| 227 | 11/20/25 | 13.2 | | | | | | | | | |
| 228 | 11/20/25 | 11.1 | | | | | | | | | |
| 229 | 11/20/25 | 10.12 | | | | | | | | | |
| 230 | 11/20/25 | 7.37 | | | | | | | | | |
| 231 | 11/20/25 | 8.12 | | | | | | | | | |
| 232 | 11/20/25 | 7.40 | | | | | | | | | |
| 233 | 11/20/25 | 7.2 | | | | | | | | | |
| 234 | 11/20/25 | 10.3 | | | | | | | | | |
| 235 | 11/20/25 | 10.76 | | | | | | | | | |
| 236 | 11/19/25 | 8.19 | | | | | | | | | |
| 237 | 11/20/25 | 5.7 | | | | | | | | | |
| 238 | 11/20/25 | 6.34 | | | | | | | | | |
| 239 | 11/20/25 | 8.10 | | | | | | | | | |
| 240 | 11/20/25 | 7.59 | | | | | | | | | |
| 241 | 11/20/25 | 10.00 | | | | | | | | | |
| 242 | 11/20/25 | 12.71 | | | | | | | | | |
| 243 | 11/20/25 | 8.57 | | | | | | | | | |
| 244 | 11/20/25 | 11.55 | | | | | | | | | |
| 245 | 11/20/25 | 8.3 | | | | | | | | | |
| 246 | 11/20/25 | 5.6 | | | | | | | | | |
| 247 | 11/20/25 | 6.3 | | | | | | | | | |
| 248 | 11/20/25 | 4.2 | | | | | | | | | |
| 249 | 11/20/25 | 7.3 | | | | | | | | | |
| 250 | 11/20/25 | 3.94 | | | | | | | | | |
| 251 | 11/20/25 | 4.20 | | | | | | | | | |
| 252 | 11/20/25 | 7.8 | | | | | | | | | |
| 253 | 11/20/25 | 5.2 | | | | | | | | | |

# Table 2

**Chiquita Canyon Landfill Rule 1150.1 4th Quarter Monitoring Report**

**December 2025 Chiquita Canyon Landfill Integrated Surface Sampling Full Site Sweep (12-1-25/12-2-25/12-3-25/12-4-25)**

| Grid | Initial Date | Initial Exceedance >25 (PPM) | 10-Day Corrective Action | First Remonitoring Date (10-days) | PPM | 2nd 10-Day Corrective Action | Second Remonitoring Date (10-days) | PPM | 45-Day Corrective Action | 45-Day Remonitoring Date | PPM |
|---|---|---|---|---|---|---|---|---|---|---|---|
| Integrated (Monthly) | | | | | | | | | | | |
| 1 | 12/4/25 | 6.6 | | | | | | | | | |
| 2 | 12/4/25 | 7.2 | | | | | | | | | |
| 3 | 12/4/25 | 6.8 | | | | | | | | | |
| 4 | 12/4/25 | 6.5 | | | | | | | | | |
| 5 | 12/4/25 | 8.22 | | | | | | | | | |
| 6 | 12/4/25 | Active Construction | | | | | | | | | |
| 7 | 12/4/25 | Active Construction | | | | | | | | | |
| 8 | 12/4/25 | Active Construction | | | | | | | | | |
| 9 | 12/4/25 | Active Construction | | | | | | | | | |
| 10 | 12/4/25 | 6.17 | | | | | | | | | |
| 11 | 12/4/25 | 6.7 | | | | | | | | | |
| 12 | 12/4/25 | Active Construction | | | | | | | | | |
| 13 | 12/4/25 | Active Construction | | | | | | | | | |
| 14 | 12/4/25 | 6.8 | | | | | | | | | |
| 15 | 12/4/25 | 6.5 | | | | | | | | | |
| 16 | 12/4/25 | 5.3 | | | | | | | | | |
| 17 | 12/4/25 | 7.3 | | | | | | | | | |
| 18 | 12/4/25 | 7.1 | | | | | | | | | |
| 19 | 12/4/25 | 5.9 | | | | | | | | | |
| 20 | 12/4/25 | 7.3 | | | | | | | | | |
| 21 | 12/3/25 | 7.41 | | | | | | | | | |
| 22 | 12/3/25 | 7.48 | | | | | | | | | |
| 23 | 12/3/25 | 7.21 | | | | | | | | | |
| 24 | 12/3/25 | 7.18 | | | | | | | | | |
| 25 | 12/3/25 | 7.21 | | | | | | | | | |
| 26 | 12/3/25 | 7.11 | | | | | | | | | |
| 27 | 12/3/25 | 7.9 | | | | | | | | | |
| 28A | 12/3/25 | 7.5 | | | | | | | | | |
| 29 | 12/3/25 | 7.5 | | | | | | | | | |
| 30 | 12/3/25 | 9.5 | | | | | | | | | |
| 31 | 12/3/25 | 8.85 | | | | | | | | | |
| 32 | 12/3/25 | 10.48 | | | | | | | | | |
| 33 | 12/3/25 | 14.6 | | | | | | | | | |
| 34 | 12/3/25 | 11.2 | | | | | | | | | |
| 35 | 12/3/25 | 5.40 | | | | | | | | | |
| 36 | 12/3/25 | 9.21 | | | | | | | | | |
| 37 | 12/3/25 | 8.3 | | | | | | | | | |
| 38 | 12/3/25 | 7.8 | | | | | | | | | |

**Table 2**

| | | | | | | | | | | | | |
|---|---|---|---|---|---|---|---|---|---|---|---|---|
| 39 | 12/3/25 | 7.79 | | | | | | | | | | |
| 40 | 12/3/25 | 8.22 | | | | | | | | | | |
| 41 | 12/3/25 | 10.3 | | | | | | | | | | |
| 42 | 12/3/25 | 8.6 | | | | | | | | | | |
| 43 | 12/3/25 | 6.51 | | | | | | | | | | |
| 44 | 12/3/25 | 8.14 | | | | | | | | | | |
| 45 | 12/3/25 | 8.5 | | | | | | | | | | |
| 46 | 12/3/25 | 8.1 | | | | | | | | | | |
| 47 | 12/3/25 | 9.30 | | | | | | | | | | |
| 48 | 12/3/25 | 8.11 | | | | | | | | | | |
| 49 | 12/3/25 | 4.23 | | | | | | | | | | |
| 50 | 12/3/25 | 2.71 | | | | | | | | | | |
| 51 | 12/3/25 | 2.25 | | | | | | | | | | |
| 52 | 12/3/25 | 6.49 | | | | | | | | | | |
| 53 | 12/2/25 | 12.63 | | | | | | | | | | |
| 54 | 12/2/25 | 3.40 | | | | | | | | | | |
| 55 | 12/2/25 | 5.80 | | | | | | | | | | |
| 56 | 12/3/25 | 8.81 | | | | | | | | | | |
| 57 | 12/3/25 | 6.20 | | | | | | | | | | |
| 58 | 12/3/25 | 5.40 | | | | | | | | | | |
| 59 | 12/3/25 | 10.70 | | | | | | | | | | |
| 60 | 12/3/25 | 9.60 | | | | | | | | | | |
| 61 | 12/3/25 | 8.37 | | | | | | | | | | |
| 62 | 12/3/25 | 9.40 | | | | | | | | | | |
| 63 | 12/3/25 | 8.85 | | | | | | | | | | |
| 64 | 12/3/25 | 6.80 | | | | | | | | | | |
| 65 | 12/3/25 | 4.70 | | | | | | | | | | |
| 66 | 12/4/25 | Active Construction | | | | | | | | | | |
| 67 | 12/2/25 | 4.80 | | | | | | | | | | |
| 68 | 12/2/25 | 4.25 | | | | | | | | | | |
| 69 | 12/3/25 | 6.76 | | | | | | | | | | |
| 70 | 12/3/25 | 7.63 | | | | | | | | | | |
| 71 | 12/3/25 | 6.58 | | | | | | | | | | |
| 72 | 12/3/25 | 8.57 | | | | | | | | | | |
| 73 | 12/3/25 | 7.05 | | | | | | | | | | |
| 74 | 12/4/25 | 12.32 | | | | | | | | | | |
| 75 | 12/2/25 | 5.30 | | | | | | | | | | |
| 76 | 12/4/25 | Active Construction | | | | | | | | | | |
| 77 | 12/2/25 | 8.35 | | | | | | | | | | |
| 78 | 12/2/25 | 7.59 | | | | | | | | | | |
| 79 | 12/2/25 | 8.61 | | | | | | | | | | |
| 80 | 12/2/25 | 7.28 | | | | | | | | | | |
| 81 | 12/2/25 | 7.5 | | | | | | | | | | |
| 82 | 12/2/25 | 4.7 | | | | | | | | | | |

**Table 2**

| | | | | | | | | | | | | |
|---|---|---|---|---|---|---|---|---|---|---|---|---|
| 83 | 12/2/25 | 3.9 | | | | | | | | | | |
| 84 | 12/3/25 | 13.6 | | | | | | | | | | |
| 85 | 12/3/25 | 8.26 | | | | | | | | | | |
| 86 | 12/3/25 | 7.99 | | | | | | | | | | |
| 87 | 12/3/25 | 8.20 | | | | | | | | | | |
| 88 | 12/1/25 | 7.2 | | | | | | | | | | |
| 89 | 12/3/25 | 7.12 | | | | | | | | | | |
| 90 | 12/3/25 | 8.15 | | | | | | | | | | |
| 91 | 12/3/25 | 5.72 | | | | | | | | | | |
| 92 | 12/3/25 | 6.51 | | | | | | | | | | |
| 93 | 12/3/25 | 6.77 | | | | | | | | | | |
| 94 | 12/1/25 | 4.25 | | | | | | | | | | |
| 95 | 12/1/25 | 5.20 | | | | | | | | | | |
| 96 | 12/1/25 | 6.5 | | | | | | | | | | |
| 97 | 12/1/25 | 3.42 | | | | | | | | | | |
| 98 | 12/1/25 | 5.35 | | | | | | | | | | |
| 99 | 12/1/25 | 6.78 | | | | | | | | | | |
| 100 | 12/1/25 | 17.32 | | | | | | | | | | |
| 101 | 12/1/25 | 7.50 | | | | | | | | | | |
| 102 | 12/1/25 | 16.73 | | | | | | | | | | |
| 103 | 12/1/25 | 24.23 | | | | | | | | | | |
| 104 | 12/1/25 | 23.92 | | | | | | | | | | |
| 105 | 12/3/25 | 9.3 | | | | | | | | | | |
| 106 | 12/3/25 | 8.6 | | | | | | | | | | |
| 107 | 12/3/25 | 8.3 | | | | | | | | | | |
| 108 | 12/4/25 | 7.3 | | | | | | | | | | |
| 109 | 12/4/25 | 6.9 | | | | | | | | | | |
| 110 | 12/4/25 | 7.6 | | | | | | | | | | |
| 111 | 12/4/25 | 7.3 | | | | | | | | | | |
| 112 | 12/4/25 | 6.50 | | | | | | | | | | |
| 113 | 12/4/25 | 14.15 | | | | | | | | | | |
| 114 | 12/4/25 | 6.22 | | | | | | | | | | |
| 115 | 12/4/25 | 14.11 | | | | | | | | | | |
| 116 | 12/4/25 | 7.32 | | | | | | | | | | |
| 117 | 12/4/25 | 5.54 | | | | | | | | | | |
| 118 | 12/4/25 | 4.67 | | | | | | | | | | |
| 119 | 12/4/25 | 6.81 | | | | | | | | | | |
| 120 | 12/4/25 | 7.12 | | | | | | | | | | |
| 121 | 12/4/25 | 8.60 | | | | | | | | | | |
| 122 | 12/4/25 | 14.13 | | | | | | | | | | |
| 123 | 12/4/25 | 8.01 | | | | | | | | | | |
| 124 | 12/4/25 | 5.03 | | | | | | | | | | |
| 125 | 12/4/25 | 15 | | | | | | | | | | |
| 126 | 12/4/25 | 4.98 | | | | | | | | | | |

## Table 2

| | | | | | | | | | | | | |
|---|---|---|---|---|---|---|---|---|---|---|---|---|
| 127 | 12/4/25 | 5.24 | | | | | | | | | | |
| 128 | 12/4/25 | 7.35 | | | | | | | | | | |
| 129 | 12/4/25 | 8.40 | | | | | | | | | | |
| 130 | 12/4/25 | 18.2 | | | | | | | | | | |
| 131 | 12/4/25 | 14.3 | | | | | | | | | | |
| 132 | 12/4/25 | 17.4 | | | | | | | | | | |
| 133 | 12/4/25 | 7.2 | | | | | | | | | | |
| 134 | 12/4/25 | 7.16 | | | | | | | | | | |
| 135 | 12/4/25 | 8.75 | | | | | | | | | | |
| 136 | 12/4/25 | 7.55 | | | | | | | | | | |
| 137 | 12/4/25 | 14.1 | | | | | | | | | | |
| 138 | 12/4/25 | 6.8 | | | | | | | | | | |
| 139 | 12/4/25 | 8.4 | | | | | | | | | | |
| 140 | 12/4/25 | 7.39 | | | | | | | | | | |
| 141 | 12/4/25 | 6.22 | | | | | | | | | | |
| 142 | 12/4/25 | 6.43 | | | | | | | | | | |
| 143 | 12/4/25 | 14.12 | | | | | | | | | | |
| 144 | 12/4/25 | 14.07 | | | | | | | | | | |
| 145 | 12/2/25 | 7.82 | | | | | | | | | | |
| 146 | 12/4/25 | Active Construction | | | | | | | | | | |
| 147 | 12/4/25 | Active Construction | | | | | | | | | | |
| 148 | 12/2/25 | 3.87 | | | | | | | | | | |
| 149 | 12/2/25 | 5.8 | | | | | | | | | | |
| 150 | 12/2/25 | 8.4 | | | | | | | | | | |
| 151 | 12/4/25 | Active Construction | | | | | | | | | | |
| 152 | 12/2/25 | 4.86 | | | | | | | | | | |
| 153 | 12/2/25 | 5.80 | | | | | | | | | | |
| 154 | 12/2/25 | 3.2 | | | | | | | | | | |
| 155 | 12/2/25 | 12.17 | | | | | | | | | | |
| 156 | 12/2/25 | 10.2 | | | | | | | | | | |
| 157 | 12/2/25 | 3.84 | | | | | | | | | | |
| 158 | 12/2/25 | 4.62 | | | | | | | | | | |
| 159 | 12/2/25 | 13.18 | | | | | | | | | | |
| 160 | 12/3/25 | 3.66 | | | | | | | | | | |
| 161 | 12/1/25 | 4.40 | | | | | | | | | | |
| 162 | 12/1/25 | 6.8 | | | | | | | | | | |
| 163 | 12/1/25 | 4.62 | | | | | | | | | | |
| 164 | 12/1/25 | 3.50 | | | | | | | | | | |
| 165 | 12/2/25 | 12.61 | | | | | | | | | | |
| 166 | 12/2/25 | 13.24 | | | | | | | | | | |
| 167 | 12/2/25 | 12.49 | | | | | | | | | | |
| 168 | 12/2/25 | 9.8 | | | | | | | | | | |
| 169 | 12/2/25 | 10.4 | | | | | | | | | | |
| 170 | 12/2/25 | 3.80 | | | | | | | | | | |

**Table 2**

| | | | | | | | | | | | | | |
|---|---|---|---|---|---|---|---|---|---|---|---|---|---|
| 171 | 12/2/25 | 4.75 | | | | | | | | | | | |
| 172 | 12/2/25 | 14.3 | | | | | | | | | | | |
| 173 | 12/2/25 | 5.89 | | | | | | | | | | | |
| 174 | 12/2/25 | 10.1 | | | | | | | | | | | |
| 175 | 12/2/25 | 8.91 | | | | | | | | | | | |
| 176 | 12/2/25 | 8.75 | | | | | | | | | | | |
| 177 | 12/2/25 | 11.8 | | | | | | | | | | | |
| 178 | 12/2/25 | 13.51 | | | | | | | | | | | |
| 179 | 12/2/25 | 10.40 | | | | | | | | | | | |
| 180 | 12/2/25 | 6.07 | | | | | | | | | | | |
| 181 | 12/2/25 | 13.12 | | | | | | | | | | | |
| 182 | 12/2/25 | 8.25 | | | | | | | | | | | |
| 183 | 12/2/25 | 7.70 | | | | | | | | | | | |
| 184 | 12/2/25 | 5.56 | | | | | | | | | | | |
| 185 | 12/2/25 | 5.27 | | | | | | | | | | | |
| 186 | 12/2/25 | 8.4 | | | | | | | | | | | |
| 187 | 12/2/25 | 7.67 | | | | | | | | | | | |
| 188 | 12/2/25 | 7.40 | | | | | | | | | | | |
| 189 | 12/2/25 | 8.76 | | | | | | | | | | | |
| 190 | 12/2/25 | 9.7 | | | | | | | | | | | |
| 191 | 12/2/25 | 9.2 | | | | | | | | | | | |
| 192 | 12/2/25 | 8.8 | | | | | | | | | | | |
| 193 | 12/2/25 | 8.0 | | | | | | | | | | | |
| 194 | 12/1/25 | 6.1 | | | | | | | | | | | |
| 195 | 12/1/25 | 7.2 | | | | | | | | | | | |
| 196 | 12/1/25 | 7.1 | | | | | | | | | | | |
| 197 | 12/1/25 | 6.9 | | | | | | | | | | | |
| 198 | 12/1/25 | 7.6 | | | | | | | | | | | |
| 199 | 12/1/25 | 6.2 | | | | | | | | | | | |
| 200 | 12/2/25 | 12.31 | | | | | | | | | | | |
| 201 | 12/2/25 | 11.61 | | | | | | | | | | | |
| 202 | 12/3/25 | 9.33 | | | | | | | | | | | |
| 203 | 12/2/25 | 9.3 | | | | | | | | | | | |
| 204 | 12/2/25 | 8.9 | | | | | | | | | | | |
| 205 | 12/3/25 | 10.42 | | | | | | | | | | | |
| 206 | 12/3/25 | 8.75 | | | | | | | | | | | |
| 207 | 12/3/25 | 9.10 | | | | | | | | | | | |
| 208 | 12/1/25 | 5.30 | | | | | | | | | | | |
| 209 | 12/1/25 | 4.20 | | | | | | | | | | | |
| 210 | 12/1/25 | 15.11 | | | | | | | | | | | |
| 211 | 12/1/25 | 14.21 | | | | | | | | | | | |
| 212 | 12/1/25 | 8.2 | | | | | | | | | | | |
| 213 | 12/1/25 | 12.13 | | | | | | | | | | | |
| 214 | 12/1/25 | 13.16 | | | | | | | | | | | |

## Table 2

| | | | | | | | | | | | | |
|---|---|---|---|---|---|---|---|---|---|---|---|---|
| 215 | 12/1/25 | 14.22 | | | | | | | | | | |
| 216 | 12/1/25 | 7.23 | | | | | | | | | | |
| 217 | 12/1/25 | 6.27 | | | | | | | | | | |
| 218 | 12/1/25 | 6.39 | | | | | | | | | | |
| 219 | 12/1/25 | 7.38 | | | | | | | | | | |
| 220 | 12/1/25 | 13.11 | | | | | | | | | | |
| 221 | 12/1/25 | 16.82 | | | | | | | | | | |
| 222 | 12/1/25 | 16.80 | | | | | | | | | | |
| 223 | 12/1/25 | 16.57 | | | | | | | | | | |
| 224 | 12/1/25 | 8.41 | | | | | | | | | | |
| 225 | 12/1/25 | 8.21 | | | | | | | | | | |
| 226 | 12/1/25 | 8.12 | | | | | | | | | | |
| 227 | 12/1/25 | 9.22 | | | | | | | | | | |
| 228 | 12/1/25 | 19.3 | | | | | | | | | | |
| 229 | 12/1/25 | 21.2 | | | | | | | | | | |
| 230 | 12/1/25 | 20.5 | | | | | | | | | | |
| 231 | 12/1/25 | 22.6 | | | | | | | | | | |
| 232 | 12/1/25 | 21.1 | | | | | | | | | | |
| 233 | 12/3/25 | 8.1 | | | | | | | | | | |
| 234 | 12/1/25 | 46.51 | Flow Increase | 12/10/25 | 24.67 | | | | | | | |
| 235 | 12/1/25 | 42.32 | Flow Increase | 12/10/25 | 21.03 | | | | | | | |
| 236 | 12/1/25 | 45.65 | Flow Increase | 12/10/25 | 24.67 | | | | | | | |
| 237 | 12/3/25 | 7.9 | | | | | | | | | | |
| 238 | 12/3/25 | 8.4 | | | | | | | | | | |
| 239 | 12/3/25 | 7.7 | | | | | | | | | | |
| 240 | 12/1/25 | 6.15 | | | | | | | | | | |
| 241 | 12/1/25 | 5.50 | | | | | | | | | | |
| 242 | 12/1/25 | 6.22 | | | | | | | | | | |
| 243 | 12/1/25 | 5.25 | | | | | | | | | | |
| 244 | 12/1/25 | 4.60 | | | | | | | | | | |
| 245 | 12/1/25 | 6.3 | | | | | | | | | | |
| 246 | 12/1/25 | 6.6 | | | | | | | | | | |
| 247 | 12/1/25 | 6.1 | | | | | | | | | | |
| 248 | 12/1/25 | 5.6 | | | | | | | | | | |
| 249 | 12/1/25 | 6.3 | | | | | | | | | | |
| 250 | 12/3/25 | 7.45 | | | | | | | | | | |
| 251 | 12/3/25 | 8.19 | | | | | | | | | | |
| 252 | 12/3/25 | 7.2 | | | | | | | | | | |
| 253 | 12/3/25 | 7.6 | | | | | | | | | | |

# Table 2

**Chiquita Canyon Landfill Rule 1150.1 4th Quarter Monitoring Report**

**December 2025 Chiquita Canyon Landfill Integrated Surface Sampling Reaction Area (12-10-25/12-11-25)**

| Grid | Initial Date | Initial Exceedance >25 (PPM) | 10-Day Corrective Action | First Remonitoring Date (10-days) | PPM | 2nd 10-Day Corrective Action | Second Remonitoring Date (10-days) | PPM | 45-Day Corrective Action | 45-Day Remonitoring Date | PPM |
|---|---|---|---|---|---|---|---|---|---|---|---|
| **Integrated (Monthly)** | | | | | | | | | | | |
| 53 | 12/10/25 | 8.6 | | | | | | | | | |
| 66 | 12/10/25 | 9.5 | | | | | | | | | |
| 76 | 12/10/25 | 12.4 | | | | | | | | | |
| 77 | 12/10/25 | 10.1 | | | | | | | | | |
| 78 | 12/10/25 | 5.3 | | | | | | | | | |
| 79 | 12/10/25 | 10.3 | | | | | | | | | |
| 80 | 12/10/25 | 5.7 | | | | | | | | | |
| 81 | 12/10/25 | 18.73 | | | | | | | | | |
| 82 | 12/10/25 | 11.61 | | | | | | | | | |
| 83 | 12/10/25 | 18.99 | | | | | | | | | |
| 88 | 12/11/25 | 5.20 | | | | | | | | | |
| 89 | 12/11/25 | 9.10 | | | | | | | | | |
| 90 | 12/11/25 | 6.45 | | | | | | | | | |
| 96 | 12/11/25 | 18.87 | | | | | | | | | |
| 99 | 12/11/25 | 19.22 | | | | | | | | | |
| 145 | 12/10/25 | 7.4 | | | | | | | | | |
| 146 | 12/11/25 | Active Construction | | | | | | | | | |
| 147 | 12/11/25 | Active Construction | | | | | | | | | |
| 148 | 12/10/25 | 12.9 | | | | | | | | | |
| 149 | 12/11/25 | 6.40 | | | | | | | | | |
| 150 | 12/10/25 | 13.30 | | | | | | | | | |
| 151 | 12/11/25 | Active Construction | | | | | | | | | |
| 152 | 12/11/25 | Active Construction | | | | | | | | | |
| 153 | 12/10/25 | 7.9 | | | | | | | | | |
| 154 | 12/11/25 | 9.87 | | | | | | | | | |
| 155 | 12/11/25 | 5.77 | | | | | | | | | |
| 156 | 12/10/25 | 6.91 | | | | | | | | | |
| 157 | 12/10/25 | 6.79 | | | | | | | | | |
| 158 | 12/10/25 | 13.5 | | | | | | | | | |
| 159 | 12/11/25 | 6.42 | | | | | | | | | |
| 160 | 12/11/25 | 10.20 | | | | | | | | | |
| 161 | 12/11/25 | 9.50 | | | | | | | | | |
| 162 | 12/11/25 | 9.2 | | | | | | | | | |
| 163 | 12/11/25 | 9.20 | | | | | | | | | |
| 164 | 12/11/25 | 11.30 | | | | | | | | | |
| 165 | 12/11/25 | 12.15 | | | | | | | | | |
| 166 | 12/11/25 | 7.82 | | | | | | | | | |

## Table 2

| | | | | | | | | | | | |
|---|---|---|---|---|---|---|---|---|---|---|---|
| 167 | 12/11/25 | 9.30 | | | | | | | | | |
| 168 | 12/10/25 | 10.5 | | | | | | | | | |
| 169 | 12/10/25 | 9.7 | | | | | | | | | |
| 170 | 12/10/25 | 10.3 | | | | | | | | | |
| 171 | 12/10/25 | 8.4 | | | | | | | | | |
| 172 | 12/10/25 | 7.16 | | | | | | | | | |
| 173 | 12/10/25 | 10.58 | | | | | | | | | |
| 174 | 12/10/25 | 9.60 | | | | | | | | | |
| 175 | 12/10/25 | 8.06 | | | | | | | | | |
| 176 | 12/10/25 | 7.13 | | | | | | | | | |
| 177 | 12/10/25 | 7.11 | | | | | | | | | |
| 178 | 12/10/25 | 8.60 | | | | | | | | | |
| 179 | 12/10/25 | 11.50 | | | | | | | | | |
| 180 | 12/10/25 | 12.14 | | | | | | | | | |
| 181 | 12/10/25 | 8.09 | | | | | | | | | |
| 182 | 12/10/25 | 5.31 | | | | | | | | | |
| 183 | 12/10/25 | 5.29 | | | | | | | | | |
| 184 | 12/10/25 | 10.40 | | | | | | | | | |
| 185 | 12/10/25 | 7.87 | | | | | | | | | |
| 186 | 12/10/25 | 5.2 | | | | | | | | | |
| 187 | 12/10/25 | 6.97 | | | | | | | | | |
| 188 | 12/10/25 | 6.51 | | | | | | | | | |
| 189 | 12/10/25 | 5.49 | | | | | | | | | |
| 190 | 12/10/25 | 5.1 | | | | | | | | | |
| 191 | 12/10/25 | 5.6 | | | | | | | | | |
| 192 | 12/10/25 | 5.3 | | | | | | | | | |
| 193 | 12/10/25 | 5.5 | | | | | | | | | |
| 194 | 12/11/25 | 7.3 | | | | | | | | | |
| 195 | 12/11/25 | 5.6 | | | | | | | | | |
| 196 | 12/11/25 | 9.3 | | | | | | | | | |
| 197 | 12/11/25 | 15.69 | | | | | | | | | |
| 198 | 12/11/25 | 8.6 | | | | | | | | | |
| 199 | 12/11/25 | 19.44 | | | | | | | | | |
| 200 | 12/11/25 | 22.3 | | | | | | | | | |
| 201 | 12/11/25 | 21.6 | | | | | | | | | |
| 202 | 12/11/25 | 24.8 | | | | | | | | | |
| 203 | 12/11/25 | 22.8 | | | | | | | | | |
| 204 | 12/11/25 | 25.5 | Flow Increase | 12/18/25 | 17.2 | | | | | | |
| 205 | 12/11/25 | 21.5 | | | | | | | | | |
| 206 | 12/11/25 | 21.09 | | | | | | | | | |
| 207 | 12/11/25 | 22.16 | | | | | | | | | |
| 208 | 12/11/25 | 34.63 | Flow Increase | 12/18/25 | 20.3 | | | | | | |
| 209 | 12/11/25 | 9.1 | | | | | | | | | |
| 210 | 12/11/25 | 21.12 | | | | | | | | | |
| 211 | 12/11/25 | 19.39 | | | | | | | | | |

**Table 2**

| | | | | | | | | | | | | |
|---|---|---|---|---|---|---|---|---|---|---|---|---|
| 212 | 12/11/25 | 10.2 | | | | | | | | | | |
| 213 | 12/11/25 | 22.23 | | | | | | | | | | |
| 214 | 12/11/25 | 20.16 | | | | | | | | | | |
| 215 | 12/11/25 | 63.31 | Flow Increase | 12/18/25 | 14.1 | | | | | | | |
| 216 | 12/11/25 | 20.22 | | | | | | | | | | |
| 217 | 12/11/25 | 19.35 | | | | | | | | | | |

# Table 2

**Chiquita Canyon Landfill Rule 1150.1 4th Quarter Monitoring Report**

**December 2025 Chiquita Canyon Landfill Integrated Surface Sampling Reaction Area (12-15-25/12-16-25)**

| Grid | Initial Date | Initial Exceedance >25 (PPM) | 10-Day Corrective Action | First Remonitoring Date (10-days) | PPM | 2nd 10-Day Corrective Action | Second Remonitoring Date (10-days) | PPM | 45-Day Corrective Action | 45-Day Remonitoring Date | PPM |
|---|---|---|---|---|---|---|---|---|---|---|---|
| Integrated (Monthly) | | | | | | | | | | | |
| 53 | 12/15/25 | 18.40 | | | | | | | | | |
| 66 | 12/15/25 | 75.32 | Seal Repaired; Flow Increase | 12/23/25 | 13.40 | | | | | | |
| 76 | 12/15/25 | 14.53 | | | | | | | | | |
| 77 | 12/15/25 | 22.12 | | | | | | | | | |
| 78 | 12/15/25 | 28.12 | Flow Increase | 12/23/25 | 9.22 | | | | | | |
| 79 | 12/15/25 | 16.25 | | | | | | | | | |
| 80 | 12/15/25 | 16.21 | | | | | | | | | |
| 81 | 12/15/25 | 29.50 | Flow Increase | 12/23/25 | 16.5 | | | | | | |
| 82 | 12/15/25 | 28.10 | Flow Increase | 12/23/25 | 21.4 | | | | | | |
| 83 | 12/15/25 | 32.16 | Soil/Dirt Compaction; Flow Increase | 12/23/25 | 19.19 | | | | | | |
| 88 | 12/15/25 | 35.16 | Flow Increase | 12/23/25 | 13.22 | | | | | | |
| 89 | 12/15/25 | 23.90 | | | | | | | | | |
| 90 | 12/15/25 | 31.27 | Flow Increase | 12/23/25 | 18.20 | | | | | | |
| 96 | 12/16/25 | 22.24 | | | | | | | | | |
| 99 | 12/16/25 | 9.78 | | | | | | | | | |
| 145 | 12/15/25 | 71.59 | Flow Increase | 12/23/25 | 10.62 | | | | | | |
| 146 | 12/16/25 | Active Construction | | | | | | | | | |
| 147 | 12/16/25 | Active Construction | | | | | | | | | |
| 148 | 12/15/25 | 10.26 | | | | | | | | | |
| 149 | 12/15/25 | 27.20 | Soil/Dirt Compaction; Flow Increase | 12/23/25 | 15.5 | | | | | | |
| 150 | 12/15/25 | 18.89 | | | | | | | | | |
| 151 | 12/16/25 | Active Construction | | | | | | | | | |
| 152 | 12/16/25 | Active Construction | | | | | | | | | |
| 153 | 12/15/25 | 19.20 | | | | | | | | | |
| 154 | 12/15/25 | 30.00 | Flow Increase | 12/23/25 | 12.1 | | | | | | |
| 155 | 12/15/25 | 31.72 | Soil/Dirt Compaction; Flow Increase | 12/23/25 | 19.29 | | | | | | |
| 156 | 12/15/25 | 16.51 | | | | | | | | | |
| 157 | 12/15/25 | 12.42 | | | | | | | | | |
| 158 | 12/15/25 | 11.86 | | | | | | | | | |
| 159 | 12/15/25 | 31.00 | Flow Increase | 12/23/25 | 8.71 | | | | | | |
| 160 | 12/15/25 | 24.41 | | | | | | | | | |
| 161 | 12/15/25 | 11.40 | | | | | | | | | |
| 162 | 12/15/25 | 37.23 | Flow Increase | 12/23/25 | 21.1 | | | | | | |
| 163 | 12/15/25 | 20.20 | | | | | | | | | |
| 164 | 12/15/25 | 8.30 | | | | | | | | | |
| 165 | 12/15/25 | 24.16 | | | | | | | | | |
| 166 | 12/15/25 | 10.76 | | | | | | | | | |
| 167 | 12/15/25 | 11.17 | | | | | | | | | |
| 168 | 12/15/25 | 17.30 | | | | | | | | | |
| 169 | 12/15/25 | 13.77 | | | | | | | | | |
| 170 | 12/15/25 | 12.25 | | | | | | | | | |
| 171 | 12/15/25 | 9.66 | | | | | | | | | |
| 172 | 12/15/25 | 24.70 | | | | | | | | | |
| 173 | 12/15/25 | 20.10 | | | | | | | | | |

**Table 2**

| | | | | | | | | | | | | |
|---|---|---|---|---|---|---|---|---|---|---|---|---|
| 174 | 12/15/25 | 24.30 | | | | | | | | | | |
| 175 | 12/15/25 | 22.29 | | | | | | | | | | |
| 176 | 12/15/25 | 22.18 | | | | | | | | | | |
| 177 | 12/15/25 | 17.27 | | | | | | | | | | |
| 178 | 12/15/25 | 20.50 | | | | | | | | | | |
| 179 | 12/15/25 | 26.30 | Seal Repaired; Flow Increase | 12/23/25 | 11.98 | | | | | | | |
| 180 | 12/15/25 | 22.10 | | | | | | | | | | |
| 181 | 12/15/25 | 21.16 | | | | | | | | | | |
| 182 | 12/15/25 | 19.48 | | | | | | | | | | |
| 183 | 12/15/25 | 20.19 | | | | | | | | | | |
| 184 | 12/15/25 | 17.80 | | | | | | | | | | |
| 185 | 12/15/25 | 21.60 | | | | | | | | | | |
| 186 | 12/15/25 | 24.40 | | | | | | | | | | |
| 187 | 12/15/25 | 20.28 | | | | | | | | | | |
| 188 | 12/15/25 | 21.62 | | | | | | | | | | |
| 189 | 12/15/25 | 20.35 | | | | | | | | | | |
| 190 | 12/15/25 | 21.60 | | | | | | | | | | |
| 191 | 12/15/25 | 22.30 | | | | | | | | | | |
| 192 | 12/15/25 | 23.60 | | | | | | | | | | |
| 193 | 12/15/25 | 23.10 | | | | | | | | | | |
| 194 | 12/16/25 | 7.89 | | | | | | | | | | |
| 195 | 12/16/25 | 7.56 | | | | | | | | | | |
| 196 | 12/15/25 | 24.70 | | | | | | | | | | |
| 197 | 12/15/25 | 9.78 | | | | | | | | | | |
| 198 | 12/15/25 | 28.55 | Flow Increase | 12/23/25 | 12.3 | | | | | | | |
| 199 | 12/15/25 | 12.78 | | | | | | | | | | |
| 200 | 12/15/25 | 20.21 | | | | | | | | | | |
| 201 | 12/15/25 | 20.19 | | | | | | | | | | |
| 202 | 12/15/25 | 15.10 | | | | | | | | | | |
| 203 | 12/15/25 | 23.8 | | | | | | | | | | |
| 204 | 12/15/25 | 25.30 | Flow Increase | 12/23/25 | 7.8 | | | | | | | |
| 205 | 12/15/25 | 20.20 | | | | | | | | | | |
| 206 | 12/15/25 | 16.30 | | | | | | | | | | |
| 207 | 12/15/25 | 31.30 | Flow Increase | 12/23/25 | 6.9 | | | | | | | |
| 208 | 12/15/25 | 18.40 | | | | | | | | | | |
| 209 | 12/15/25 | 12.10 | | | | | | | | | | |
| 210 | 12/15/25 | 5.25 | | | | | | | | | | |
| 211 | 12/15/25 | 6.25 | | | | | | | | | | |
| 212 | 12/15/25 | 22.76 | | | | | | | | | | |
| 213 | 12/15/25 | 13.76 | | | | | | | | | | |
| 214 | 12/15/25 | 7.86 | | | | | | | | | | |
| 215 | 12/15/25 | 6.30 | | | | | | | | | | |
| 216 | 12/16/25 | 10.35 | | | | | | | | | | |
| 217 | 12/16/25 | 9.72 | | | | | | | | | | |

# TABLE 3

## Integrated Surface Sampling Analysis

# Table 3

AtmAA Inc.
5107 Douglas Fir Rd., Calabasas, CA 91302 • (818) 223-3277
specialized air assessment laboratory
atmaa.com

**LABORATORY ANALYSIS REPORT**

SCAQMD Rule 1150.1 Components Analysis in Integrated Surface Tedlar Bag Samples

Report Date: October 23, 2025
Client: Waste Connections
Project Location: Chiquita Canyon Landfill
Project No.: 1150.1
Date Received: October 8, 2025
Date Analyzed: October 8-9, 2025

| AtmAA Lab No.: | 22815-1 | 22815-2 | 22815-3 |
|---|---|---|---|
| Sample I.D.: | ISS Grid 82 | ISS Grid 53 | ISS Grid 152 |
| Components | *(Concentration in ppmv)* | | |
| Methane | 45.3 | 40.5 | 34.8 |
| Ethane | <1 | <1 | <1 |
| TGNMO | 1.08 | 1.06 | 1.07 |
| | *(Concentration in ppbv)* | | |
| Hydrogen sulfide | <30 | <30 | <30 |
| Benzene | 0.14 | 3.45 | 4.83 |
| Benzyl chloride | <0.20 | <0.20 | <0.20 |
| Chlorobenzene | <0.15 | <0.15 | <0.15 |
| Dichlorobenzenes* | <0.30 | <0.30 | <0.30 |
| 1,1-dichloroethane | <0.15 | <0.15 | <0.15 |
| 1,2-dichloroethane | <0.15 | <0.15 | <0.15 |
| 1,1-dichloroethylene | <0.15 | <0.15 | <0.15 |
| Dichloromethane | <0.30 | <0.30 | <0.30 |
| 1,2-dibromoethane | <0.10 | <0.10 | <0.10 |
| Perchloroethylene | <0.10 | <0.10 | <0.10 |
| Carbon tetrachloride | <0.18 | <0.18 | <0.18 |
| Toluene | 0.15 | 0.47 | 0.52 |
| 1,1,1-trichloroethane | <0.10 | <0.10 | <0.10 |
| Trichloroethene | <0.10 | <0.10 | <0.10 |
| Chloroform | <0.10 | <0.10 | <0.10 |
| Vinyl chloride | <0.10 | 0.11 | <0.10 |
| m+p-xylenes | <0.12 | 0.12 | <0.12 |
| o-xylene | <0.12 | <0.12 | <0.12 |

*Methane, ethane, and total gaseous non-methane organics (TGNMO) were measured by flame ionization detection/total combustion analysis (FID/TCA) Method 25.*
*Ethane is reported as ppmvC.*
*TGNMO is total gaseous non-methane, non-ethane organics reported as ppmvC.*
*Toxic air contaminants (TAC) compounds were analyzed by GC/MS, EPA TO-15.*
*Hydrogen sulfide was analyzed by SCD/GC, SCAQMD 307.91.*
** total amount containing meta, para, and ortho isomers*

Brian W. Fung
Laboratory Director

# Table 3

QUALITY ASSURANCE SUMMARY
*(Repeat Analyses)*

Project Location: Chiquita Canyon Landfill
Date Received: October 8, 2025
Date Analyzed: October 8-9, 2025

| Components | Sample ID | Repeat Analysis Run #1 | Repeat Analysis Run #2 | Mean Conc. | % RPD |
|---|---|---|---|---|---|
| | | *(Concentration in ppmv)* | | | |
| Methane | Grid 82 | 45.6 | 45.0 | 45.3 | 1.3 |
| Ethane | Grid 82 | <1 | <1 | — | — |
| TGNMO | Grid 82 | 1.06 | 1.09 | 1.08 | 2.8 |
| | | *(Concentration in ppbv)* | | | |
| Hydrogen sulfide | Grid 82 | <30 | <30 | — | — |
| Benzene | Grid 82 | 0.14 | 0.14 | 0.14 | 0.00 |
| Benzyl chloride | Grid 82 | <0.20 | <0.20 | — | — |
| Chlorobenzene | Grid 82 | <0.15 | <0.15 | — | — |
| Dichlorobenzenes | Grid 82 | <0.30 | <0.30 | — | — |
| 1,1-dichloroethane | Grid 82 | <0.15 | <0.15 | — | — |
| 1,2-dichloroethane | Grid 82 | <0.15 | <0.15 | — | — |
| 1,1-dichloroethylene | Grid 82 | <0.15 | <0.15 | — | — |
| Dichloromethane | Grid 82 | <0.30 | <0.30 | — | — |
| 1,2-dibromoethane | Grid 82 | <0.10 | <0.10 | — | — |
| Perchloroethylene | Grid 82 | <0.10 | <0.10 | — | — |
| Carbon tetrachloride | Grid 82 | <0.18 | <0.18 | — | — |
| Toluene | Grid 82 | 0.15 | 0.15 | 0.15 | 0.00 |
| 1,1,1-trichloroethane | Grid 82 | <0.10 | <0.10 | — | — |
| Trichloroethene | Grid 82 | <0.10 | <0.10 | — | — |
| Chloroform | Grid 82 | <0.10 | <0.10 | — | — |
| Vinyl chloride | Grid 82 | <0.10 | <0.10 | — | — |
| m+p-xylenes | Grid 82 | <0.12 | <0.12 | — | — |
| o-xylene | Grid 82 | <0.12 | <0.12 | — | — |

*Three Tedlar bag samples, laboratory numbers 22815-(1-3), were analyzed for SCAQMD Rule 1150.1 components, methane, and total gaseous non-methane organics (TGNMO). Agreement between repeat analyses is a measure of precision and is shown above in the column "% RPD". The average % RPD for 4 repeat measurements from four Tedlar bag samples is 1.0%.*





# CHAIN OF CUSTODY RECORD

| Client/Project Name | Project Location | ANALYSES |
|---|---|---|
| Chiquita Canyon Landfill | Valencia | |
| **Project No.** 1150 | **Field Logbook No.** | |
| **Sampler: (Print)** Stephen Burches **(Signature)** | **No. Of Containers** 3 | |

| Sample No./ Identification | Date | Time | Lab Sample Number | Type of Sample | Methane | TVMHC | TAC | | | Remarks |
|---|---|---|---|---|---|---|---|---|---|---|
| Grid 92 | 10-7-25 | 1030-1055 | 22815-1 | 10L Bag Ess | X | X | X | | | |
| Grid 53 | 10-7-25 | 1005-1030 | -2 | 10L Bag Ess | X | X | X | | | |
| Grid 152 | 10-7-25 | 1150-1215 | -3 | 10L Bag Ess | X | X | X | | | |
| | | | | | | | | | | |
| | | | | | | | | | | |
| | | | | | | | | | | |
| | | | | | | | | | | |
| | | | | | | | | | | |

| | Date | Time | | Date | Time |
|---|---|---|---|---|---|
| **Relinquished by: (Signature)** | 10-8-25 | 0732 | **Received by: (Signature)** | | |
| **Relinquished by: (Signature)** | | | **Received by: (Signature)** | | |
| **Relinquished by: (Signature)** | | | **Received for Laboratory: (Signature)** | 10/8/25 | 7:37 |
| **Sample Disposal Method:** | | | **Disposed of by: (Signature)** | | |

**Sample Collector**

RES Environmental Inc.
865 Via Lata • Colton, California 92324
(909) 422-1001 Fax (909) 422-0707

**Analytical Laboratory**

ATMAA

# Table 3

AtmAA Inc
5107 Douglas Fir Rd., Calabasas, CA 91302 • (818) 223-3277
specialized air assessment laboratory
atmaa.com

**LABORATORY ANALYSIS REPORT**

SCAQMD Rule 1150.1 Components Analysis in Integrated Surface Tedlar Bag Samples

Report Date: October 27, 2025
Client: Waste Connections
Project Location: Chiquita Canyon Landfill
Project No.: 1150.1
Date Received: October 14, 2025
Date Analyzed: October 14, 2025

| AtmAA Lab No.: | 22875-7 | 22875-8 | 22875-9 |
|---|---|---|---|
| Sample I.D.: | ISS Grid 148 | ISS Grid 76 | ISS Grid 152 |
| Components | *(Concentration in ppmv)* | | |
| Methane | 62.8 | 30.1 | 124 |
| Ethane | <1 | <1 | <1 |
| TGNMO | 1.06 | 1.06 | 16.3 |
| | *(Concentration in ppbv)* | | |
| Hydrogen sulfide | <30 | <30 | 51.0 |
| Benzene | 1.50 | 4.76 | 152 |
| Benzyl chloride | <0.20 | <0.20 | <1.80 |
| Chlorobenzene | <0.15 | <0.15 | <1.30 |
| Dichlorobenzenes* | <0.30 | <0.30 | <3.00 |
| 1,1-dichloroethane | <0.15 | <0.15 | <1.30 |
| 1,2-dichloroethane | <0.15 | <0.15 | <1.30 |
| 1,1-dichloroethylene | <0.15 | <0.15 | <1.30 |
| Dichloromethane | <0.30 | <0.30 | <2.90 |
| 1,2-dibromoethane | <0.10 | <0.10 | <0.80 |
| Perchloroethylene | <0.10 | <0.10 | <0.80 |
| Carbon tetrachloride | <0.18 | <0.18 | <1.60 |
| Toluene | 0.26 | 0.61 | 17.1 |
| 1,1,1-trichloroethane | <0.10 | <0.10 | <1.00 |
| Trichloroethene | <0.10 | <0.10 | <1.00 |
| Chloroform | <0.10 | <0.10 | <1.00 |
| Vinyl chloride | <0.10 | <0.10 | <1.00 |
| m+p-xylenes | <0.12 | 0.15 | 5.76 |
| o-xylene | <0.12 | <0.12 | 1.89 |

*Methane, ethane, and total gaseous non-methane organics (TGNMO) were measured by flame ionization detection/total combustion analysis (FID/TCA) Method 25.*
*Ethane is reported as ppmvC.*
*TGNMO is total gaseous non-methane, non-ethane organics reported as ppmvC.*
*Toxic air contaminants (TAC) compounds were analyzed by GC/MS, EPA TO-15.*
*Hydrogen sulfide was analyzed by SCD/GC, SCAQMD 307.91.*
** total amount containing meta, para, and ortho isomers*

B Fung
Brian W. Fung
Laboratory Director

# CHAIN OF CUSTODY RECORD

| Client/Project Name | Project Location |
|---|---|
| Chiquita Canyon Landfill | Valencia |

| Project No. | Field Logbook No. |
|---|---|
| 450.1 | |

| Sampler: (Print) | (Signature) | No. Of Containers |
|---|---|---|
| Stephen Borchers | | 3 |

| Sample No./ Identification | Date | Time | Lab Sample Number | Type of Sample | METHANE | TNMHC | TAC | | | Remarks |
|---|---|---|---|---|---|---|---|---|---|---|
| Grid 148 | 10-13-25 | 1025-1050 | 22875-7 | 10L Bag ESS | X | X | X | | | |
| Grid 76 | 10-13-25 | 0845-0910 | -8 | 10L Bag ESS | X | X | X | | | |
| Grid 152 | 10-13-25 | 0914-0939 | -9 | 10L Bag ESS | X | X | X | | | |
| | | | | | | | | | | |
| | | | | | | | | | | |
| | | | | | | | | | | |
| | | | | | | | | | | |
| | | | | | | | | | | |

| Relinquished by: (Signature) | Date | Time | Received by: (Signature) | Date | Time |
|---|---|---|---|---|---|
| | 10-14-25 | 0952 | | | |
| Relinquished by: (Signature) | Date | Time | Received by: (Signature) | Date | Time |
| | | | | | |
| Relinquished by: (Signature) | Date | Time | Received for Laboratory: (Signature) | Date | Time |
| | | | | 11/14/25 | 0952 |
| Sample Disposal Method: | Disposed of by: (Signature) | | | Date | Time |
| | | | | | |

**Sample Collector**

RES Environmental Inc.
865 Via Lata • Colton, California 92324
(909) 422-1001 Fax (909) 422-0707

**Analytical Laboratory**

ATMAA



Table 3

# Table 3

AtmAA Inc
5107 Douglas Fir Rd., Calabasas, CA 91302 • (818) 223-3277
specialized air assessment laboratory
atmaa.com

**LABORATORY ANALYSIS REPORT**

SCAQMD Rule 1150.1 Components Analysis in Integrated Surface Tedlar Bag Samples

Report Date: November 12, 2025
Client: Waste Connections
Project Location: Chiquita Canyon Landfill
Project No.: 1150.1
Date Received: October 28, 2025
Date Analyzed: October 28, 2025

| AtmAA Lab No.: | 23015-1 | 23015-2 | 23015-3 |
|---|---|---|---|
| Sample I.D.: | ISS Grid 158 | ISS Grid 148 | ISS Grid 157 |
| Components | *(Concentration in ppmv)* | | |
| Methane | 60.0 | 28.9 | 68.7 |
| Ethane | <1 | <1 | <1 |
| TGNMO | 1.04 | 1.05 | 1.08 |
| | *(Concentration in ppbv)* | | |
| Hydrogen sulfide | <30 | <30 | <30 |
| Benzene | 2.14 | 2.34 | 6.54 |
| Benzyl chloride | <0.20 | <0.20 | <0.20 |
| Chlorobenzene | <0.15 | <0.15 | <0.15 |
| Dichlorobenzenes* | <0.30 | <0.30 | <0.30 |
| 1,1-dichloroethane | <0.15 | <0.15 | <0.15 |
| 1,2-dichloroethane | <0.15 | <0.15 | <0.15 |
| 1,1-dichloroethylene | <0.15 | <0.15 | <0.15 |
| Dichloromethane | <0.30 | <0.30 | <0.30 |
| 1,2-dibromoethane | <0.10 | <0.10 | <0.10 |
| Perchloroethylene | <0.10 | <0.10 | <0.10 |
| Carbon tetrachloride | <0.18 | <0.18 | <0.18 |
| Toluene | 0.40 | 0.56 | 1.09 |
| 1,1,1-trichloroethane | <0.10 | <0.10 | <0.10 |
| Trichloroethene | <0.10 | <0.10 | <0.10 |
| Chloroform | <0.10 | <0.10 | <0.10 |
| Vinyl chloride | <0.10 | <0.10 | <0.10 |
| m+p-xylenes | 0.15 | 0.25 | 0.29 |
| o-xylene | <0.12 | <0.12 | <0.12 |

*Methane, ethane, and total gaseous non-methane organics (TGNMO) were measured by flame ionization detection/total combustion analysis (FID/TCA) Method 25.*
*Ethane is reported as ppmvC.*
*TGNMO is total gaseous non-methane, non-ethane organics reported as ppmvC.*
*Toxic air contaminants (TAC) compounds were analyzed by GC/MS; EPA TO-15.*
*Hydrogen sulfide was analyzed by SCD/GC, SCAQMD 307.91.*
** total amount containing meta, para, and ortho isomers*

Brian W. Fung
Laboratory Director

# Table 3

QUALITY ASSURANCE SUMMARY
*(Repeat Analyses)*

Project Location: Chiquita Canyon Landfill
Date Received: October 28, 2025
Date Analyzed: October 28, 2025

| Components | Sample ID | Repeat Analysis Run #1 | Repeat Analysis Run #2 | Mean Conc. | % RPD |
|---|---|---|---|---|---|
| | | *(Concentration in ppmv)* | | | |
| Methane | Grid 158 | 60.2 | 59.8 | 60.0 | 0.67 |
| Ethane | Grid 158 | <1 | <1 | — | — |
| TGNMO | Grid 158 | 1.03 | 1.04 | 1.04 | 0.97 |
| | | *(Concentration in ppbv)* | | | |
| Hydrogen sulfide | Grid 158 | <30 | <30 | — | — |
| Benzene | Grid 158 | 2.11 | 2.17 | 2.14 | 2.8 |
| Benzyl chloride | Grid 158 | <0.20 | <0.20 | — | — |
| Chlorobenzene | Grid 158 | <0.15 | <0.15 | — | — |
| Dichlorobenzenes | Grid 158 | <0.30 | <0.30 | — | — |
| 1,1-dichloroethane | Grid 158 | <0.15 | <0.15 | — | — |
| 1,2-dichloroethane | Grid 158 | <0.15 | <0.15 | — | — |
| 1,1-dichloroethylene | Grid 158 | <0.15 | <0.15 | — | — |
| Dichloromethane | Grid 158 | <0.30 | <0.30 | — | — |
| 1,2-dibromoethane | Grid 158 | <0.10 | <0.10 | — | — |
| Perchloroethylene | Grid 158 | <0.10 | <0.10 | — | — |
| Carbon tetrachloride | Grid 158 | <0.18 | <0.18 | — | — |
| Toluene | Grid 158 | 0.41 | 0.39 | 0.40 | 5.0 |
| 1,1,1-trichloroethane | Grid 158 | <0.10 | <0.10 | — | — |
| Trichloroethene | Grid 158 | <0.10 | <0.10 | — | — |
| Chloroform | Grid 158 | <0.10 | <0.10 | — | — |
| Vinyl chloride | Grid 158 | <0.10 | <0.10 | — | — |
| m+p-xylenes | Grid 158 | 0.15 | 0.15 | 0.15 | 0.00 |
| o-xylene | Grid 158 | <0.12 | <0.12 | — | — |

*Three Tedlar bag samples, laboratory numbers 23015-(1-3), were analyzed for SCAQMD Rule 1150.1 components, methane, and total gaseous non-methane organics (TGNMO). Agreement between repeat analyses is a measure of precision and is shown above in the column "% RPD". The average % RPD for 6 repeat measurements from four Tedlar bag samples is 1.6%.*





# CHAIN OF CUSTODY RECORD

| Client/Project Name | Project Location |
|---|---|
| Chiquita Canyon Landfill | Valencia |

| Project No. | Field Logbook No. |
|---|---|
| 1150.1 | |

Sampler: (Print) Stephen Borchers (Signature) _____ No. Of Containers 3

ANALYSES: Methane; TNMHC; TAC

| Sample No./ Identification | Date | Time | Lab Sample Number | Type of Sample | Methane | TNMHC | TAC | | | Remarks |
|---|---|---|---|---|---|---|---|---|---|---|
| Grid 158 | 10-27-25 | 1135-1200 | 23015-1 | 10 L Bag ESS | X | X | X | | | |
| Grid 148 | 10-27-25 | 1045-1110 | -2 | 10 L Bag ESS | X | X | X | | | |
| Grid 157 | 10-27-25 | 1200-1225 | -3 | 10 L Bag ESS | X | X | X | | | |
| | | | | | | | | | | |
| | | | | | | | | | | |
| | | | | | | | | | | |
| | | | | | | | | | | |
| | | | | | | | | | | |

| Relinquished by: (Signature) | Date | Time | Received by: (Signature) | Date | Time |
|---|---|---|---|---|---|
| | 10-28-25 | 0727 | | | |
| Relinquished by: (Signature) | Date | Time | Received by: (Signature) | Date | Time |
| | | | | | |
| Relinquished by: (Signature) | Date | Time | Received for Laboratory: (Signature) | Date | Time |
| | | | BTG | 10/28/25 | 7:27 |
| Sample Disposal Method: | Disposed of by: (Signature) | | | Date | Time |
| | | | | | |

Sample Collector

RES Environmental Inc.
865 Via Lata • Colton, California 92324
(909) 422-1001 Fax (909) 422-0707

Analytical Laboratory

ATmaa

# Table 3

AtmAA Inc.
5107 Douglas Fir Rd., Calabasas, CA 91302 • (818) 223-3277
specialized air assessment laboratory
atmaa.com

**LABORATORY ANALYSIS REPORT**

SCAQMD Rule 1150.1 Components Analysis in Integrated Surface Tedlar Bag Samples

Report Date: November 24, 2025
Client: Waste Connections
Project Location: Chiquita Canyon Landfill
Project No.: 1150.1
Date Received: November 6, 2025
Date Analyzed: November 6-7, 2025

| AtmAA Lab No.: | 23105-3 | 23105-4 | 23105-5 |
|---|---|---|---|
| Sample I.D.: | ISS Grid 53 | ISS Grid 148 | ISS Grid 66 |
| Components | *(Concentration in ppmv)* | | |
| Methane | 61.9 | 56.9 | 38.1 |
| Ethane | <1 | <1 | <1 |
| TGNMO | 1.08 | 1.09 | 1.08 |
| | *(Concentration in ppbv)* | | |
| Hydrogen sulfide | <30 | <30 | <30 |
| Benzene | 9.60 | 1.25 | 6.18 |
| Benzyl chloride | <0.20 | <0.20 | <0.20 |
| Chlorobenzene | <0.15 | <0.15 | <0.15 |
| Dichlorobenzenes* | <0.30 | <0.30 | <0.30 |
| 1,1-dichloroethane | <0.15 | <0.15 | <0.15 |
| 1,2-dichloroethane | <0.15 | <0.15 | <0.15 |
| 1,1-dichloroethylene | <0.15 | <0.15 | <0.15 |
| Dichloromethane | <0.30 | <0.30 | <0.30 |
| 1,2-dibromoethane | <0.10 | <0.10 | <0.10 |
| Perchloroethylene | <0.10 | <0.10 | <0.10 |
| Carbon tetrachloride | <0.18 | <0.18 | <0.18 |
| Toluene | 0.86 | 0.31 | 0.75 |
| 1,1,1-trichloroethane | <0.10 | <0.10 | <0.10 |
| Trichloroethene | <0.10 | <0.10 | <0.10 |
| Chloroform | <0.10 | <0.10 | <0.10 |
| Vinyl chloride | <0.10 | <0.10 | <0.10 |
| m+p-xylenes | 0.23 | 0.15 | 0.26 |
| o-xylene | <0.12 | <0.12 | <0.12 |

*Methane, ethane, and total gaseous non-methane organics (TGNMO) were measured by flame ionization detection/total combustion analysis (FID/TCA) Method 25.*
*Ethane is reported as ppmvC.*
*TGNMO is total gaseous non-methane, non-ethane organics reported as ppmvC.*
*Toxic air contaminants (TAC) compounds were analyzed by GC/MS, EPA TO-15.*
*Hydrogen sulfide was analyzed by SCD/GC, SCAQMD 307.91.*
** total amount containing meta, para, and ortho isomers*

Brian W. Fung
Laboratory Director

# Table 3

QUALITY ASSURANCE SUMMARY
*(Repeat Analyses)*

Project Location: Chiquita Canyon Landfill
Date Received: November 6, 2025
Date Analyzed: November 6-7, 2025

| Components | Sample ID | Repeat Analysis Run #1 | Repeat Analysis Run #2 | Mean Conc. | % RPD |
|---|---|---|---|---|---|
| | | *(Concentration in ppmv)* | | | |
| Methane | Grid 53 | 61.8 | 61.9 | 61.9 | 0.16 |
| Ethane | Grid 53 | <1 | <1 | — | — |
| TGNMO | Grid 53 | 1.09 | 1.07 | 1.08 | 1.9 |
| | | *(Concentration in ppbv)* | | | |
| Hydrogen sulfide | Grid 53 | <30 | <30 | — | — |
| Benzene | Grid 53 | 9.19 | 10.0 | 9.60 | 8.4 |
| Benzyl chloride | Grid 53 | <0.20 | <0.20 | — | — |
| Chlorobenzene | Grid 53 | <0.15 | <0.15 | — | — |
| Dichlorobenzenes | Grid 53 | <0.30 | <0.30 | — | — |
| 1,1-dichloroethane | Grid 53 | <0.15 | <0.15 | — | — |
| 1,2-dichloroethane | Grid 53 | <0.15 | <0.15 | — | — |
| 1,1-dichloroethylene | Grid 53 | <0.15 | <0.15 | — | — |
| Dichloromethane | Grid 53 | <0.30 | <0.30 | — | — |
| 1,2-dibromoethane | Grid 53 | <0.10 | <0.10 | — | — |
| Perchloroethylene | Grid 53 | <0.10 | <0.10 | — | — |
| Carbon tetrachloride | Grid 53 | <0.18 | <0.18 | — | — |
| Toluene | Grid 53 | 0.80 | 0.92 | 0.86 | 14 |
| 1,1,1-trichloroethane | Grid 53 | <0.10 | <0.10 | — | — |
| Trichloroethene | Grid 53 | <0.10 | <0.10 | — | — |
| Chloroform | Grid 53 | <0.10 | <0.10 | — | — |
| Vinyl chloride | Grid 53 | <0.10 | <0.10 | — | — |
| m+p-xylenes | Grid 53 | 0.21 | 0.25 | 0.23 | 17 |
| o-xylene | Grid 53 | <0.12 | <0.12 | — | — |

*Three Tedlar bag samples, laboratory numbers 23105-(3-5), were analyzed for SCAQMD Rule 1150.1 components, methane, and total gaseous non-methane organics (TGNMO). Agreement between repeat analyses is a measure of precision and is shown above in the column "% RPD". The average % RPD for 5 repeat measurements from four Tedlar bag samples is 8.4%.*

# CHAIN OF CUSTODY RECORD

| Client/Project Name | Project Location | ANALYSES |
|---|---|---|
| Chiquita Canyon Landfill | Valencia | |
| **Project No.** 1150.1 | **Field Logbook No.** | |
| **Sampler: (Print)** Stephen Borchers **(Signature)** | **No. Of Containers** 3 | |

| Sample No./ Identification | Date | Time | Lab Sample Number | Type of Sample | Method | TNMHC | TAC | | | Remarks |
|---|---|---|---|---|---|---|---|---|---|---|
| Grid 53 | 11-5-25 | 0825-0850 | 23105-3 | 10L Bag ISS | X | X | X | | | |
| Grid 148 | 11-5-25 | 0850-0915 | -4 | 10L Bag ISS | X | X | X | | | |
| Grid 66 | 11-5-25 | 0800-0825 | -5 | 10L Bag ISS | X | X | X | | | |
| | | | | | | | | | | |
| | | | | | | | | | | |
| | | | | | | | | | | |
| | | | | | | | | | | |
| | | | | | | | | | | |

| | | | | | |
|---|---|---|---|---|---|
| **Relinquished by: (Signature)** | **Date** 11-6-25 | **Time** 0947 | **Received by: (Signature)** | **Date** | **Time** |
| **Relinquished by: (Signature)** | **Date** | **Time** | **Received by: (Signature)** | **Date** | **Time** |
| **Relinquished by: (Signature)** | **Date** | **Time** | **Received for Laboratory: (Signature)** | **Date** 11/6/25 | **Time** 9:47 |
| **Sample Disposal Method:** | **Disposed of by: (Signature)** | | | **Date** | **Time** |

**Sample Collector**

RES Environmental Inc.
865 Via Lata • Colton, California 92324
(909) 422-1001 Fax (909) 422-0707

**Analytical Laboratory**

ATMAA

# Table 3

AtmAA Inc.
5107 Douglas Fir Rd., Calabasas, CA 91302 • (818) 223-3277
specialized air assessment laboratory
atmaa.com

**LABORATORY ANALYSIS REPORT**

SCAQMD Rule 1150.1 Components Analysis in Integrated Surface Tedlar Bag Samples

Report Date: December 1, 2025
Client: Waste Connections
Project Location: Chiquita Canyon Landfill
Project No.: 1150.1
Date Received: November 12, 2025
Date Analyzed: November 12-13, 2025

| AtmAA Lab No.: | 23165-26 | 23165-27 |
|---|---|---|
| Sample I.D.: | ISS Grid 212 | ISS Grid 215 |
| Components | *(Concentration in ppmv)* | |
| Methane | 51.5 | 33.0 |
| Ethane | <1 | <1 |
| TGNMO | 1.06 | 1.05 |
| | *(Concentration in ppbv)* | |
| Hydrogen sulfide | <30 | <30 |
| Benzene | 0.73 | 0.26 |
| Benzyl chloride | <0.20 | <0.20 |
| Chlorobenzene | <0.15 | <0.15 |
| Dichlorobenzenes* | <0.30 | <0.30 |
| 1,1-dichloroethane | <0.15 | <0.15 |
| 1,2-dichloroethane | <0.15 | <0.15 |
| 1,1-dichloroethylene | <0.15 | <0.15 |
| Dichloromethane | <0.30 | <0.30 |
| 1,2-dibromoethane | <0.10 | <0.10 |
| Perchloroethylene | <0.10 | <0.10 |
| Carbon tetrachloride | <0.18 | <0.18 |
| Toluene | 0.47 | 0.38 |
| 1,1,1-trichloroethane | <0.10 | <0.10 |
| Trichloroethene | <0.10 | <0.10 |
| Chloroform | <0.10 | <0.10 |
| Vinyl chloride | <0.10 | <0.10 |
| m+p-xylenes | 0.25 | 0.19 |
| o-xylene | <0.12 | <0.12 |

*Methane, ethane, and total gaseous non-methane organics (TGNMO) were measured by flame ionization detection/total combustion analysis (FID/TCA) Method 25.*
*Ethane and TGNMO are reported as ppmvC.*
*Toxic air contaminants (TAC) compounds were analyzed by GC/MS, EPA TO-15.*
*Hydrogen sulfide was analyzed by SCD/GC, SCAQMD 307.91.*
** total amount containing meta, para, and ortho isomers*

Brian W. Fung
Laboratory Director

# Table 3

QUALITY ASSURANCE SUMMARY
*(Repeat Analyses)*

Project Location: Chiquita Canyon Landfill
Date Received: November 12, 2025
Date Analyzed: November 12-13, 2025

| Components | Sample ID | Repeat Analysis Run #1 | Repeat Analysis Run #2 | Mean Conc. | % RPD |
|---|---|---|---|---|---|
| | | *(Concentration in ppmv)* | | | |
| Methane | Grid 212 | 51.2 | 51.7 | 51.5 | 0.97 |
| Ethane | Grid 212 | <1 | <1 | — | — |
| TGNMO | Grid 212 | 1.06 | 1.06 | 1.06 | 0.00 |
| | | *(Concentration in ppbv)* | | | |
| Hydrogen sulfide | Grid 212 | <30 | <30 | — | — |
| Benzene | Grid 212 | 0.74 | 0.71 | 0.73 | 4.1 |
| Benzyl chloride | Grid 212 | <0.20 | <0.20 | — | — |
| Chlorobenzene | Grid 212 | <0.15 | <0.15 | — | — |
| Dichlorobenzenes | Grid 212 | <0.30 | <0.30 | — | — |
| 1,1-dichloroethane | Grid 212 | <0.15 | <0.15 | — | — |
| 1,2-dichloroethane | Grid 212 | <0.15 | <0.15 | — | — |
| 1,1-dichloroethylene | Grid 212 | <0.15 | <0.15 | — | — |
| Dichloromethane | Grid 212 | <0.30 | <0.30 | — | — |
| 1,2-dibromoethane | Grid 212 | <0.10 | <0.10 | — | — |
| Perchloroethylene | Grid 212 | <0.10 | <0.10 | — | — |
| Carbon tetrachloride | Grid 212 | <0.18 | <0.18 | — | — |
| Toluene | Grid 212 | 0.48 | 0.46 | 0.47 | 4.3 |
| 1,1,1-trichloroethane | Grid 212 | <0.10 | <0.10 | — | — |
| Trichloroethene | Grid 212 | <0.10 | <0.10 | — | — |
| Chloroform | Grid 212 | <0.10 | <0.10 | — | — |
| Vinyl chloride | Grid 212 | <0.10 | <0.10 | — | — |
| m+p-xylenes | Grid 212 | 0.25 | 0.25 | 0.25 | 0.00 |
| o-xylene | Grid 212 | <0.12 | <0.12 | — | — |

*Two Tedlar bag samples, laboratory numbers 23165-(26-27), were analyzed for SCAQMD Rule 1150.1 components, methane, and total gaseous non-methane organics (TGNMO). Agreement between repeat analyses is a measure of precision and is shown above in the column "% RPD". The average % RPD for 5 repeat measurements from two Tedlar bag samples is 1.9%.*





CHAIN OF CUSTODY RECORD

| Client/Project Name | Project Location | ANALYSES |
|---|---|---|
| Chiquita Canyon Landfill | Valencia | |
| **Project No.** 1150.1 | **Field Logbook No.** — | |
| **Sampler: (Print)** Stephen Borchers **(Signature)** | **No. Of Containers** 2 | |

| Sample No./ Identification | Date | Time | Lab Sample Number | Type of Sample | Methane | TNMHC | TAC | | | Remarks |
|---|---|---|---|---|---|---|---|---|---|---|
| Grid 212 | 11-11-25 | 0730-0755 | 23165-26 | 10 L Bag ESS | X | X | X | | | |
| Grid 215 | 11-11-25 | 0845-0910 | -27 | 10 L Bag ESS | X | X | X | | | |
| | | | | | | | | | | |
| | | | | | | | | | | |
| | | | | | | | | | | |
| | | | | | | | | | | |
| | | | | | | | | | | |
| | | | | | | | | | | |

| | | | | | |
|---|---|---|---|---|---|
| **Relinquished by: (Signature)** | **Date** 11-12-25 | **Time** 10:39 | **Received by: (Signature)** | **Date** | **Time** |
| **Relinquished by: (Signature)** | **Date** | **Time** | **Received by: (Signature)** | **Date** | **Time** |
| **Relinquished by: (Signature)** | **Date** | **Time** | **Received for Laboratory: (Signature)** | **Date** 11-12-25 | **Time** 10:45 |
| **Sample Disposal Method:** | **Disposed of by: (Signature)** | | | **Date** | **Time** |

**Sample Collector**

RES Environmental Inc.
865 Via Lata • Colton, California 92324
(909) 422-1001 Fax (909) 422-0707

**Analytical Laboratory**

ATMAA



Table 3

# Table 3

AtmAA Inc
5107 Douglas Fir Rd., Calabasas, CA 91302 • (818) 223-3277
specialized air assessment laboratory
atmaa.com

**LABORATORY ANALYSIS REPORT**

SCAQMD Rule 1150.1 Components Analysis in Integrated Surface Tedlar Bag Samples

Report Date: December 10, 2025
Client: Waste Connections
Project Location: Chiquita Canyon Landfill
Project No.: 1150.1
Date Received: November 20, 2025
Date Analyzed: November 20-21, 2025

| AtmAA Lab No.: | 23245-1 | 23245-2 |
|---|---|---|
| Sample I.D.: | ISS Grid 37 | ISS Grid 33 |
| Components | *(Concentration in ppmv)* | |
| Methane | 36.9 | 28.0 |
| Ethane | <1 | <1 |
| TGNMO | 1.07 | 1.05 |
| | *(Concentration in ppbv)* | |
| Hydrogen sulfide | <30 | <30 |
| Benzene | 0.14 | 0.09 |
| Benzyl chloride | <0.20 | <0.20 |
| Chlorobenzene | <0.15 | <0.15 |
| Dichlorobenzenes* | <0.30 | <0.30 |
| 1,1-dichloroethane | <0.15 | <0.15 |
| 1,2-dichloroethane | <0.15 | <0.15 |
| 1,1-dichloroethylene | <0.15 | <0.15 |
| Dichloromethane | <0.30 | <0.30 |
| 1,2-dibromoethane | <0.10 | <0.10 |
| Perchloroethylene | <0.10 | <0.10 |
| Carbon tetrachloride | <0.18 | <0.18 |
| Toluene | <0.15 | <0.15 |
| 1,1,1-trichloroethane | <0.10 | <0.10 |
| Trichloroethene | <0.10 | <0.10 |
| Chloroform | <0.10 | <0.10 |
| Vinyl chloride | <0.10 | <0.10 |
| m+p-xylenes | <0.12 | <0.12 |
| o-xylene | <0.12 | <0.12 |

*Methane, ethane, and total gaseous non-methane organics (TGNMO) were measured by flame ionization detection/total combustion analysis (FID/TCA) Method 25.*
*Ethane and TGNMO are reported as ppmvC.*
*Toxic air contaminants (TAC) compounds were analyzed by GC/MS, EPA TO-15.*
*Hydrogen sulfide was analyzed by SCD/GC, SCAQMD 307.91.*
** total amount containing meta, para, and ortho isomers*

Brian W. Fung
Laboratory Director

# CHAIN OF CUSTODY RECORD

| Client/Project Name | Project Location |
|---|---|
| Chiquita Canyon Landfill | Valencia |
| **Project No.** | **Field Logbook No.** |
| 1150.1 | |
| **Sampler: (Print)** | **(Signature)** |
| Stephen Borchers | |

**No. Of Containers:** 2

**ANALYSES**

| Sample No./ Identification | Date | Time | Lab Sample Number | Type of Sample | Methane | TNMHC | TAC | | | Remarks |
|---|---|---|---|---|---|---|---|---|---|---|
| Grid 37 | 11-19-25 | 1020-1045 | 23245-1 | 10L Bag ESS | X | X | X | | | |
| Grid 33 | 11-19-25 | 0955-1020 | -2 | 10L Bag ESS | X | X | X | | | |
| | | | | | | | | | | |
| | | | | | | | | | | |
| | | | | | | | | | | |
| | | | | | | | | | | |
| | | | | | | | | | | |
| | | | | | | | | | | |

| | | | | | |
|---|---|---|---|---|---|
| **Relinquished by: (Signature)** | **Date** 11-20-25 | **Time** 0719 | **Received by: (Signature)** | **Date** | **Time** |
| **Relinquished by: (Signature)** | **Date** | **Time** | **Received by: (Signature)** | **Date** | **Time** |
| **Relinquished by: (Signature)** | **Date** | **Time** | **Received for Laboratory: (Signature)** | **Date** 11/20/25 | **Time** 7:19 |
| **Sample Disposal Method:** | **Disposed of by: (Signature)** | | | **Date** | **Time** |

**Sample Collector**

RES Environmental Inc.
865 Via Lata • Colton, California 92324
(909) 422-1001 Fax (909) 422-0707

**Analytical Laboratory**

ATMAA



Table 3

# Table 3

AtmAA Inc
5107 Douglas Fir Rd., Calabasas, CA 91302 • (818) 223-3277
specialized air assessment laboratory
atmaa.com

**LABORATORY ANALYSIS REPORT**

SCAQMD Rule 1150.1 Components Analysis in Integrated Surface Tedlar Bag Samples

Report Date: December 19, 2025
Client: Waste Connections
Project Location: Chiquita Canyon Landfill
Project No.: 1150.1
Date Received: December 2, 2025
Date Analyzed: December 2-4, 2025

| AtmAA Lab No.: | 23365-2 | 23365-3 | 23365-4 |
|---|---|---|---|
| Sample I.D.: | ISS Grid 234 | ISS Grid 235 | ISS Grid 236 |
| Components | *(Concentration in ppmv)* | | |
| Methane | 12.9 | 27.9 | 12.2 |
| Ethane | <1 | <1 | <1 |
| TGNMO | 1.06 | 1.07 | 1.06 |
| | *(Concentration in ppbv)* | | |
| Hydrogen sulfide | <30 | <30 | <30 |
| Benzene | 0.10 | 0.10 | 0.10 |
| Benzyl chloride | <0.20 | <0.20 | <0.20 |
| Chlorobenzene | <0.15 | <0.15 | <0.15 |
| Dichlorobenzenes* | <0.30 | <0.30 | <0.30 |
| 1,1-dichloroethane | <0.15 | <0.15 | <0.15 |
| 1,2-dichloroethane | <0.15 | <0.15 | <0.15 |
| 1,1-dichloroethylene | <0.15 | <0.15 | <0.15 |
| Dichloromethane | <0.30 | <0.30 | <0.30 |
| 1,2-dibromoethane | <0.10 | <0.10 | <0.10 |
| Perchloroethylene | <0.10 | <0.10 | <0.10 |
| Carbon tetrachloride | <0.18 | <0.18 | <0.18 |
| Toluene | 0.19 | 0.17 | 0.14 |
| 1,1,1-trichloroethane | <0.10 | <0.10 | <0.10 |
| Trichloroethene | <0.10 | <0.10 | <0.10 |
| Chloroform | <0.10 | <0.10 | <0.10 |
| Vinyl chloride | <0.10 | <0.10 | <0.10 |
| m+p-xylenes | <0.12 | <0.12 | <0.12 |
| o-xylene | <0.12 | <0.12 | <0.12 |

*Methane, ethane, and total gaseous non-methane organics (TGNMO) were measured by flame ionization detection/total combustion analysis (FID/TCA) Method 25.*
*Ethane is reported as ppmvC.*
*TGNMO is total gaseous non-methane, non-ethane organics reported as ppmvC.*
*Toxic air contaminants (TAC) compounds were analyzed by GC/MS, EPA TO-15.*
*Hydrogen sulfide was analyzed by SCD/GC, SCAQMD 307.91.*
** total amount containing meta, para, and ortho isomers*

Brian W. Fung
Laboratory Director

# Table 3

QUALITY ASSURANCE SUMMARY
*(Repeat Analyses)*

Project Location: Chiquita Canyon Landfill
Date Received: December 2, 2025
Date Analyzed: December 2-4, 2025

| Components | Sample ID | Repeat Analysis Run #1 | Repeat Analysis Run #2 | Mean Conc. | % RPD |
|---|---|---|---|---|---|
| | | *(Concentration in ppmv)* | | | |
| Methane | Grid 234 | 12.8 | 12.9 | 12.9 | 0.78 |
| Ethane | Grid 234 | <1 | <1 | — | — |
| TGNMO | Grid 234 | 1.05 | 1.07 | 1.06 | 1.9 |
| | | *(Concentration in ppbv)* | | | |
| Hydrogen sulfide | Grid 234 | <30 | <30 | — | — |
| Benzene | Grid 234 | 0.09 | 0.10 | 0.10 | 11 |
| Benzyl chloride | Grid 234 | <0.20 | <0.20 | — | — |
| Chlorobenzene | Grid 234 | <0.15 | <0.15 | — | — |
| Dichlorobenzenes | Grid 234 | <0.30 | <0.30 | — | — |
| 1,1-dichloroethane | Grid 234 | <0.15 | <0.15 | — | — |
| 1,2-dichloroethane | Grid 234 | <0.15 | <0.15 | — | — |
| 1,1-dichloroethylene | Grid 234 | <0.15 | <0.15 | — | — |
| Dichloromethane | Grid 234 | <0.30 | <0.30 | — | — |
| 1,2-dibromoethane | Grid 234 | <0.10 | <0.10 | — | — |
| Perchloroethylene | Grid 234 | <0.10 | <0.10 | — | — |
| Carbon tetrachloride | Grid 234 | <0.18 | <0.18 | — | — |
| Toluene | Grid 234 | 0.17 | 0.20 | 0.19 | 16 |
| 1,1,1-trichloroethane | Grid 234 | <0.10 | <0.10 | — | — |
| Trichloroethene | Grid 234 | <0.10 | <0.10 | — | — |
| Chloroform | Grid 234 | <0.10 | <0.10 | — | — |
| Vinyl chloride | Grid 234 | <0.10 | <0.10 | — | — |
| m+p-xylenes | Grid 234 | <0.12 | <0.12 | — | — |
| o-xylene | Grid 234 | <0.12 | <0.12 | — | — |

*Three Tedlar bag samples, laboratory numbers 23365-(2-4), were analyzed for SCAQMD Rule 1150.1 components, methane, and total gaseous non-methane organics (TGNMO). Agreement between repeat analyses is a measure of precision and is shown above in the column "% RPD". The average % RPD for 4 repeat measurements from three Tedlar bag samples is 7.4%.*

# CHAIN OF CUSTODY RECORD

| Client/Project Name | Project Location |
|---|---|
| Chiquita Canyon Landfill | Valencia |

| Project No. | Field Logbook No. |
|---|---|
| 1150.1 | |

| Sampler: (Print) | (Signature) | No. Of Containers |
|---|---|---|
| STephen Bercher | | 3 |

| Sample No./ Identification | Date | Time | Lab Sample Number | Type of Sample | Methane | TNMHC | TAC | | | Remarks |
|---|---|---|---|---|---|---|---|---|---|---|
| Grid 234 | 12-1-25 | 1205-1230 | 23365-2 | 10 L Bag ESS | X | X | X | | | |
| Grid 235 | 12-1-25 | 1140-1205 | -3 | 10 L Bag ESS | X | X | X | | | |
| Grid 236 | 12-1-25 | 1115-1140 | -4 | 10 L Bag ESS | X | X | X | | | |
| | | | | | | | | | | |
| | | | | | | | | | | |
| | | | | | | | | | | |
| | | | | | | | | | | |
| | | | | | | | | | | |

ANALYSES

| Relinquished by: (Signature) | Date | Time | Received by: (Signature) | Date | Time |
|---|---|---|---|---|---|
| | 12-2-25 | 0745 | | | |
| Relinquished by: (Signature) | Date | Time | Received by: (Signature) | Date | Time |
| | | | | | |
| Relinquished by: (Signature) | Date | Time | Received for Laboratory: (Signature) | Date | Time |
| | | | | 12/2/25 | 7:45 |
| Sample Disposal Method: | Disposed of by: (Signature) | | | Date | Time |
| | | | | | |

**Sample Collector**

RES Environmental Inc.
865 Via Lata • Colton, California 92324
(909) 422-1001 Fax (909) 422-0707

**Analytical Laboratory**

Atmaa

# Table 3

AtmAA Inc
5107 Douglas Fir Rd., Calabasas, CA 91302 • (818) 223-3277
specialized air assessment laboratory
atmaa.com

**LABORATORY ANALYSIS REPORT**

SCAQMD Rule 1150.1 Components Analysis in Integrated Surface Tedlar Bag Samples

Report Date: December 27, 2025
Client: Waste Connections
Project Location: Chiquita Canyon Landfill
Project No.: 1150.1
Date Received: December 12, 2025
Date Analyzed: December 12, 2025

| AtmAA Lab No.: | 23465-3 | 23465-4 |
|---|---|---|
| Sample I.D.: | ISS Grid 208 | ISS Grid 215 |
| Components | *(Concentration in ppmv)* | |
| Methane | 17.2 | 50.0 |
| Ethane | <1 | <1 |
| TGNMO | 1.04 | 1.03 |
| | *(Concentration in ppbv)* | |
| Hydrogen sulfide | <30 | <30 |
| Benzene | 0.38 | 0.14 |
| Benzyl chloride | <0.20 | <0.20 |
| Chlorobenzene | <0.15 | <0.15 |
| Dichlorobenzenes* | <0.30 | <0.30 |
| 1,1-dichloroethane | <0.15 | <0.15 |
| 1,2-dichloroethane | <0.15 | <0.15 |
| 1,1-dichloroethylene | <0.15 | <0.15 |
| Dichloromethane | <0.30 | <0.30 |
| 1,2-dibromoethane | <0.10 | <0.10 |
| Perchloroethylene | <0.10 | <0.10 |
| Carbon tetrachloride | <0.18 | <0.18 |
| Toluene | 0.32 | 0.35 |
| 1,1,1-trichloroethane | <0.10 | <0.10 |
| Trichloroethene | <0.10 | <0.10 |
| Chloroform | <0.10 | <0.10 |
| Vinyl chloride | <0.10 | <0.10 |
| m+p-xylenes | <0.12 | <0.12 |
| o-xylene | <0.12 | <0.12 |

*Methane, ethane, and total gaseous non-methane organics (TGNMO) were measured by flame ionization detection/total combustion analysis (FID/TCA) Method 25.*
*Ethane and TGNMO are reported as ppmvC.*
*Toxic air contaminants (TAC) compounds were analyzed by GC/MS, EPA TO-15.*
*Hydrogen sulfide was analyzed by SCD/GC, SCAQMD 307.91.*
** total amount containing meta, para, and ortho isomers*

Brian W. Fung
Laboratory Director

# Table 3

QUALITY ASSURANCE SUMMARY
*(Repeat Analyses)*

Project Location: Chiquita Canyon Landfill
Date Received: December 12, 2025
Date Analyzed: December 12, 2025

| Components | Sample ID | Repeat Analysis Run #1 | Repeat Analysis Run #2 | Mean Conc. | % RPD |
|---|---|---|---|---|---|
| | | *(Concentration in ppmv)* | | | |
| Methane | Grid 208 | 17.2 | 17.2 | 17.2 | 0.00 |
| Ethane | Grid 208 | <1 | <1 | — | --- |
| TGNMO | Grid 208 | 1.03 | 1.04 | 1.04 | 0.97 |
| | | *(Concentration in ppbv)* | | | |
| Hydrogen sulfide | Grid 208 | <30 | <30 | — | — |
| Benzene | Grid 208 | 0.36 | 0.39 | 0.38 | 8.0 |
| Benzyl chloride | Grid 208 | <0.20 | <0.20 | — | — |
| Chlorobenzene | Grid 208 | <0.15 | <0.15 | — | — |
| Dichlorobenzenes | Grid 208 | <0.30 | <0.30 | — | — |
| 1,1-dichloroethane | Grid 208 | <0.15 | <0.15 | — | — |
| 1,2-dichloroethane | Grid 208 | <0.15 | <0.15 | — | — |
| 1,1-dichloroethylene | Grid 208 | <0.15 | <0.15 | — | — |
| Dichloromethane | Grid 208 | <0.30 | <0.30 | — | — |
| 1,2-dibromoethane | Grid 208 | <0.10 | <0.10 | — | — |
| Perchloroethylene | Grid 208 | <0.10 | <0.10 | — | — |
| Carbon tetrachloride | Grid 208 | <0.18 | <0.18 | — | — |
| Toluene | Grid 208 | 0.30 | 0.34 | 0.32 | 13 |
| 1,1,1-trichloroethane | Grid 208 | <0.10 | <0.10 | — | — |
| Trichloroethene | Grid 208 | <0.10 | <0.10 | — | — |
| Chloroform | Grid 208 | <0.10 | <0.10 | — | — |
| Vinyl chloride | Grid 208 | <0.10 | <0.10 | — | — |
| m+p-xylenes | Grid 208 | <0.12 | <0.12 | — | — |
| o-xylene | Grid 208 | <0.12 | <0.12 | — | — |

*Two Tedlar bag samples, laboratory numbers 23465-(3-4), were analyzed for SCAQMD Rule 1150.1 components, methane, and total gaseous non-methane organics (TGNMO). Agreement between repeat analyses is a measure of precision and is shown above in the column "% RPD". The average % RPD for 4 repeat measurements from two Tedlar bag samples is 5.4%.*





Table 3

CHAIN OF CUSTODY RECORD

| Client/Project Name | Project Location |
|---|---|
| Chiquita Canyon Landfill | Valencia. |
| **Project No.** 1150.1 | **Field Logbook No.** — |
| **Sampler: (Print)** Stephen Borchers **(Signature)** [signature] | **No. Of Containers** 2 |

**ANALYSES**

| Sample No./ Identification | Date | Time | Lab Sample Number | Type of Sample | Methane | TNMHC | TAC | | | Remarks |
|---|---|---|---|---|---|---|---|---|---|---|
| Grid 208 | 12-11-25 | 0730-0755 | 23465-3 | 10L Bag ISS | x | x | x | | | |
| Grid 215 | 12-11-25 | 0820-0845 | -4 | 10L Bag ISS | x | x | x | | | |
| | | | | | | | | | | |
| | | | | | | | | | | |
| | | | | | | | | | | |
| | | | | | | | | | | |
| | | | | | | | | | | |
| | | | | | | | | | | |

| Relinquished by: (Signature) | Date | Time | Received by: (Signature) | Date | Time |
|---|---|---|---|---|---|
| [signature] | 12-12-25 | 0905 | | | |
| **Relinquished by: (Signature)** | **Date** | **Time** | **Received by: (Signature)** | **Date** | **Time** |
| | | | | | |
| **Relinquished by: (Signature)** | **Date** | **Time** | **Received for Laboratory: (Signature)** [signature] | **Date** 12/12/25 | **Time** 9:05 |
| **Sample Disposal Method:** | **Disposed of by: (Signature)** | | | **Date** | **Time** |

**Sample Collector**

RES Environmental Inc.
865 Via Lata • Colton, California 92324
(909) 422-1001 Fax (909) 422-0707

**Analytical Laboratory**

Atmaa

# Table 3

AtmAA Inc
5107 Douglas Fir Rd., Calabasas, CA 91302 • (818) 223-3277
specialized air assessment laboratory
atmaa.com

**LABORATORY ANALYSIS REPORT**

SCAQMD Rule 1150.1 Components Analysis in Integrated Surface Tedlar Bag Samples

Report Date: January 5, 2026
Client: Waste Connections
Project Location: Chiquita Canyon Landfill
Project No.: 1150.1
Date Received: December 16, 2025
Date Analyzed: December 16, 2025

| AtmAA Lab No.: | 23505-5 | 23505-6 | 23505-7 |
|---|---|---|---|
| Sample I.D.: | ISS Grid 145 | ISS Grid 88 | ISS Grid 66 |
| Components | *(Concentration in ppmv)* | | |
| Methane | 56.6 | 32.9 | 64.6 |
| Ethane | <1 | <1 | <1 |
| TGNMO | 1.04 | 1.08 | 1.02 |
| | *(Concentration in ppbv)* | | |
| Hydrogen sulfide | <30 | <30 | <30 |
| Benzene | 10.3 | 0.52 | 0.15 |
| Benzyl chloride | <0.20 | <0.20 | <0.20 |
| Chlorobenzene | <0.15 | <0.15 | <0.15 |
| Dichlorobenzenes* | <0.30 | <0.30 | <0.30 |
| 1,1-dichloroethane | <0.15 | <0.15 | <0.15 |
| 1,2-dichloroethane | <0.15 | <0.15 | <0.15 |
| 1,1-dichloroethylene | <0.15 | <0.15 | <0.15 |
| Dichloromethane | <0.30 | <0.30 | <0.30 |
| 1,2-dibromoethane | <0.10 | <0.10 | <0.10 |
| Perchloroethylene | <0.10 | <0.10 | <0.10 |
| Carbon tetrachloride | <0.18 | <0.18 | <0.18 |
| Toluene | 0.49 | 0.22 | 0.15 |
| 1,1,1-trichloroethane | <0.10 | <0.10 | <0.10 |
| Trichloroethene | <0.10 | <0.10 | <0.10 |
| Chloroform | <0.10 | <0.10 | <0.10 |
| Vinyl chloride | <0.10 | <0.10 | <0.10 |
| m+p-xylenes | 0.15 | 0.14 | <0.12 |
| o-xylene | <0.12 | <0.12 | <0.12 |

*Methane, ethane, and total gaseous non-methane organics (TGNMO) were measured by flame ionization detection/total combustion analysis (FID/TCA) Method 25.*
*Ethane is reported as ppmvC.*
*TGNMO is total gaseous non-methane, non-ethane organics reported as ppmvC.*
*Toxic air contaminants (TAC) compounds were analyzed by GC/MS, EPA TO-15.*
*Hydrogen sulfide was analyzed by SCD/GC, SCAQMD 307.91.*
** total amount containing meta, para, and ortho isomers*

Brian W. Fung
Laboratory Director

# Table 3

QUALITY ASSURANCE SUMMARY
*(Repeat Analyses)*

Project Location: Chiquita Canyon Landfill
Date Received: December 16, 2025
Date Analyzed: December 16, 2025

| Components | Sample ID | Repeat Analysis Run #1 | Repeat Analysis Run #2 | Mean Conc. | % RPD |
|---|---|---|---|---|---|
| | | *(Concentration in ppmv)* | | | |
| Methane | Grid 145 | 56.8 | 56.4 | 56.6 | 0.71 |
| Ethane | Grid 145 | <1 | <1 | --- | --- |
| TGNMO | Grid 145 | 1.04 | 1.03 | 1.04 | 0.97 |
| | | *(Concentration in ppbv)* | | | |
| Hydrogen sulfide | Grid 145 | <30 | <30 | --- | --- |
| Benzene | Grid 145 | 10.0 | 10.6 | 10.3 | 5.8 |
| Benzyl chloride | Grid 145 | <0.20 | <0.20 | --- | --- |
| Chlorobenzene | Grid 145 | <0.15 | <0.15 | --- | --- |
| Dichlorobenzenes | Grid 145 | <0.30 | <0.30 | --- | --- |
| 1,1-dichloroethane | Grid 145 | <0.15 | <0.15 | --- | --- |
| 1,2-dichloroethane | Grid 145 | <0.15 | <0.15 | --- | --- |
| 1,1-dichloroethylene | Grid 145 | <0.15 | <0.15 | --- | --- |
| Dichloromethane | Grid 145 | <0.30 | <0.30 | --- | --- |
| 1,2-dibromoethane | Grid 145 | <0.10 | <0.10 | --- | --- |
| Perchloroethylene | Grid 145 | <0.10 | <0.10 | --- | --- |
| Carbon tetrachloride | Grid 145 | <0.18 | <0.18 | --- | --- |
| Toluene | Grid 145 | 0.47 | 0.50 | 0.49 | 6.2 |
| 1,1,1-trichloroethane | Grid 145 | <0.10 | <0.10 | --- | --- |
| Trichloroethene | Grid 145 | <0.10 | <0.10 | --- | --- |
| Chloroform | Grid 145 | <0.10 | <0.10 | --- | --- |
| Vinyl chloride | Grid 145 | <0.10 | <0.10 | --- | --- |
| m+p-xylenes | Grid 145 | 0.14 | 0.15 | 0.15 | 6.9 |
| o-xylene | Grid 145 | <0.12 | <0.12 | --- | --- |

*Three Tedlar bag samples, laboratory numbers 23505-(5-7), were analyzed for SCAQMD Rule 1150.1 components, methane, and total gaseous non-methane organics (TGNMO). Agreement between repeat analyses is a measure of precision and is shown above in the column "% RPD". The average % RPD for 5 repeat measurements from three Tedlar bag samples is 4.1%.*





# CHAIN OF CUSTODY RECORD

| Client/Project Name | Project Location |
|---|---|
| Chiquita Canyon Landfill | Valencia |

| Project No. | Field Logbook No. |
|---|---|
| 1150.1 | |

| Sampler: (Print) | (Signature) | No. Of Containers |
|---|---|---|
| Stephen Borchers | | 3 |

| Sample No./ Identification | Date | Time | Lab Sample Number | Type of Sample | Methane | TNMHC | TAC | | | Remarks |
|---|---|---|---|---|---|---|---|---|---|---|
| Grid 145 | 12-15-25 | 0750-0815 | 23505-5 | 10L Bag ESS | X | X | X | | | |
| Grid 88 | 12-15-25 | 1135-1200 | -6 | 10L Bag ESS | X | X | X | | | |
| Grid 66 | 12-15-25 | 1010-1035 | -7 | 10L Bag ESS | X | X | X | | | |
| | | | | | | | | | | |
| | | | | | | | | | | |
| | | | | | | | | | | |
| | | | | | | | | | | |
| | | | | | | | | | | |

ANALYSES

| Relinquished by: (Signature) | Date | Time | Received by: (Signature) | Date | Time |
|---|---|---|---|---|---|
| | 12-16-25 | 0700 | | | |
| **Relinquished by: (Signature)** | **Date** | **Time** | **Received by: (Signature)** | **Date** | **Time** |
| | | | | | |
| **Relinquished by: (Signature)** | **Date** | **Time** | **Received for Laboratory: (Signature)** | **Date** | **Time** |
| | | | | 12/16/25 | 7:00 |
| **Sample Disposal Method:** | **Disposed of by: (Signature)** | | | **Date** | **Time** |
| | | | | | |

**Sample Collector**

RES Environmental Inc.
865 Via Lata • Colton, California 92324
(909) 422-1001 Fax (909) 422-0707

**Analytical Laboratory**

Atmaa

# TABLE 4

## Ambient Air Sampling Results

# Table 4

AtmAA Inc.
5107 Douglas Fir Rd., Calabasas, CA 91302 ▪ (818) 223-3277
specialized air assessment laboratory
atmaa.com

**LABORATORY ANALYSIS REPORT**

SCAQMD Rule 1150.1 Components Analysis in Ambient Air Tedlar Bag Samples

Report Date: October 23, 2025
Client: Waste Connections
Project Location: Chiquita Canyon Landfill
Date Received: October 9, 2025
Date Analyzed: October 9, 2025

| AtmAA Lab No.: | 22825-1 | 22825-2 | 22825-3 | 22825-4 |
|---|---|---|---|---|
| Sample I.D.: | Ambient Air AA-1 | Ambient Air AA-2 | Ambient Air AA-3 | Ambient Air AA-4 |
| Components | *(Concentration in ppmv)* | | | |
| Methane | 1.43 | 1.37 | 2.17 | 1.98 |
| Ethane | <1 | <1 | <1 | <1 |
| TGNMO | 1.08 | 1.04 | 1.09 | 1.03 |
| | *(Concentration in ppbv)* | | | |
| Hydrogen sulfide | <30 | <30 | <30 | <30 |
| Benzene | 0.10 | 0.12 | 0.49 | 0.24 |
| Benzyl chloride | <0.20 | <0.20 | <0.20 | <0.20 |
| Chlorobenzene | <0.15 | <0.15 | <0.15 | <0.15 |
| Dichlorobenzenes* | <0.30 | <0.30 | <0.30 | <0.30 |
| 1,1-dichloroethane | <0.15 | <0.15 | <0.15 | <0.15 |
| 1,2-dichloroethane | <0.15 | <0.15 | <0.15 | <0.15 |
| 1,1-dichloroethylene | <0.15 | <0.15 | <0.15 | <0.15 |
| Dichloromethane | <0.30 | <0.30 | 0.47 | <0.30 |
| 1,2-dibromoethane | <0.10 | <0.10 | <0.10 | <0.10 |
| Perchloroethylene | <0.10 | <0.10 | <0.10 | <0.10 |
| Carbon tetrachloride | <0.18 | <0.18 | 0.18 | <0.18 |
| Toluene | 0.17 | 0.25 | 0.34 | 0.36 |
| 1,1,1-trichloroethane | <0.10 | <0.10 | <0.10 | <0.10 |
| Trichloroethene | <0.10 | <0.10 | <0.10 | <0.10 |
| Chloroform | <0.10 | <0.10 | <0.10 | <0.10 |
| Vinyl chloride | <0.10 | <0.10 | <0.10 | <0.10 |
| m+p-xylenes | <0.12 | <0.12 | <0.12 | <0.12 |
| o-xylene | <0.12 | <0.12 | <0.12 | <0.12 |

*Methane, ethane, and total gaseous non-methane organics (TGNMO) were measured by flame ionization detection/total combustion analysis (FID/TCA) Method 25.*
*Ethane is reported as ppmvC.*
*TGNMO is total gaseous non-methane, non-ethane organics reported as ppmvC.*
*Toxic air contaminants (TAC) compounds were analyzed by GC/MS, EPA TO-15.*
*Hydrogen sulfide was analyzed by SCD/GC, SCAQMD 307.91.*
** total amount containing meta, para, and ortho isomers*

Brian W. Fung
Laboratory Director

# Table 4

QUALITY ASSURANCE SUMMARY
*(Repeat Analyses)*

Project Location: Chiquita Canyon Landfill
Date Received: October 9, 2025
Date Analyzed: October 9, 2025

| Components | Sample ID | Repeat Analysis Run #1 | Repeat Analysis Run #2 | Mean Conc. | % RPD |
|---|---|---|---|---|---|
| | | *(Concentration in ppmv)* | | | |
| Methane | AA-1 | 1.44 | 1.41 | 1.43 | 2.1 |
| Ethane | AA-1 | <1 | <1 | --- | --- |
| TGNMO | AA-1 | 1.09 | 1.06 | 1.08 | 2.8 |
| | | *(Concentration in ppbv)* | | | |
| Hydrogen sulfide | AA-1 | <30 | <30 | --- | --- |
| Benzene | AA-1 | 0.09 | 0.10 | 0.10 | 11 |
| Benzyl chloride | AA-1 | <0.20 | <0.20 | --- | --- |
| Chlorobenzene | AA-1 | <0.15 | <0.15 | --- | --- |
| Dichlorobenzenes | AA-1 | <0.30 | <0.30 | --- | --- |
| 1,1-dichloroethane | AA-1 | <0.15 | <0.15 | --- | --- |
| 1,2-dichloroethane | AA-1 | <0.15 | <0.15 | --- | --- |
| 1,1-dichloroethylene | AA-1 | <0.15 | <0.15 | --- | --- |
| Dichloromethane | AA-1 | <0.30 | <0.30 | --- | --- |
| 1,2-dibromoethane | AA-1 | <0.10 | <0.10 | --- | --- |
| Perchloroethylene | AA-1 | <0.10 | <0.10 | --- | --- |
| Carbon tetrachloride | AA-1 | <0.18 | <0.18 | --- | --- |
| Toluene | AA-1 | 0.16 | 0.17 | 0.17 | 6.1 |
| 1,1,1-trichloroethane | AA-1 | <0.10 | <0.10 | --- | --- |
| Trichloroethene | AA-1 | <0.10 | <0.10 | --- | --- |
| Chloroform | AA-1 | <0.10 | <0.10 | --- | --- |
| Vinyl chloride | AA-1 | <0.10 | <0.10 | --- | --- |
| m+p-xylenes | AA-1 | <0.12 | <0.12 | --- | --- |
| o-xylene | AA-1 | <0.12 | <0.12 | --- | --- |

*Four Tedlar bag samples, laboratory numbers 22825-(1-4), were analyzed for SCAQMD Rule 1150.1 components, methane, and total gaseous non-methane organics (TGNMO). Agreement between repeat analyses is a measure of precision and is shown above in the column "% RPD". The average % RPD for 4 repeat measurements from four Tedlar bag samples is 5.4%.*



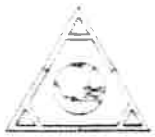

# CHAIN OF CUSTODY RECORD

| Client/Project Name | Project Location | ANALYSES |
|---|---|---|
| Chiquita Canyon Landfill | Valencia, CA | |
| **Project No.** | **Field Logbook No.** | |
| **Sampler: (Print)** Charles Roberts | **(Signature)** C Rob | **No. Of Containers** 4 |

| Sample No./ Identification | Date | Time | Lab Sample Number | Type of Sample | TOC | TAC | | | | Remarks |
|---|---|---|---|---|---|---|---|---|---|---|
| AA-1 | 10-7-25 | 0900 - 2400 | 22825-1 | Ambient Air | X | X | | | | |
| AA-2 | 10-7-25 | 0900 - 2100 | -2 | | X | X | | | | |
| AA-3 | 10-7/8-25 | 2100 - 0900 | -3 | | X | X | | | | |
| AA-4 | 10-7/8-25 | 2100 - 0900 | -4 | | X | X | | | | |
| | | | | | | | | | | |
| | | | | | | | | | | |
| | | | | | | | | | | |
| | | | | | | | | | | |

| Relinquished by: (Signature) | Date | Time | Received by: (Signature) | Date | Time |
|---|---|---|---|---|---|
| C Rob | 10-9-25 | 0755 | | | |
| **Relinquished by: (Signature)** | **Date** | **Time** | **Received by: (Signature)** | **Date** | **Time** |
| | | | | | |
| **Relinquished by: (Signature)** | **Date** | **Time** | **Received for Laboratory: (Signature)** | **Date** | **Time** |
| | | | B | 10/9/25 | 7:55 |
| **Sample Disposal Method:** | **Disposed of by: (Signature)** | | | **Date** | **Time** |
| | | | | | |

**Sample Collector**

RES Environmental Inc.
865 Via Lata • Colton, California 92324
(909) 422-1001 Fax (909) 422-0707

**Analytical Laboratory**

ATMAA Inc.



Table 4

# TABLE 5

## One Day Ambient Air Wind Rose

# Table 5

Chiquita Canyon Landfill
October 7, 2025 - October 8, 2025

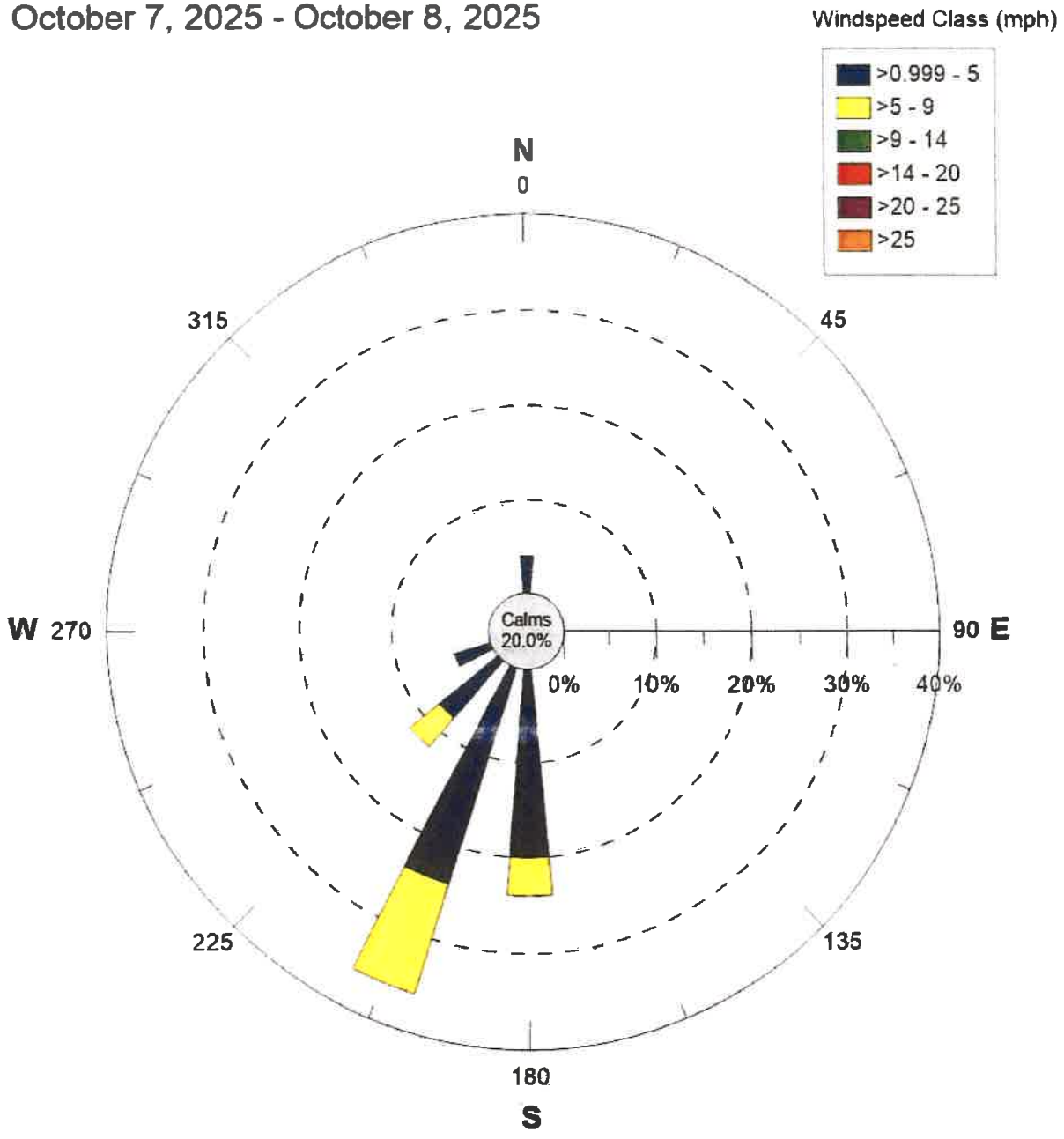


Times from 0900 to 900
All Speeds Used

Chiquita Canyon Landfill
Joint Frequency Distribution
Times from 0900 to 900, All Speeds Used, All Stabilities Used

| Wind Direction | Wind Speed (MPH) 1-5 | 5.1-9 | 9.1-14 | 14.1-20 | 20.1-25 | Over 25 | Total | Avg Speed |
|---|---|---|---|---|---|---|---|---|
| N | 4.0 | .0 | .0 | .0 | .0 | .0 | 4.0 | 1.0 |
| NNE | .0 | .0 | .0 | .0 | .0 | .0 | .0 | .0 |
| NE | .0 | .0 | .0 | .0 | .0 | .0 | .0 | .0 |
| ENE | .0 | .0 | .0 | .0 | .0 | .0 | .0 | .0 |
| E | .0 | .0 | .0 | .0 | .0 | .0 | .0 | .0 |
| ESE | .0 | .0 | .0 | .0 | .0 | .0 | .0 | .0 |
| SE | .0 | .0 | .0 | .0 | .0 | .0 | .0 | .0 |
| SSE | .0 | .0 | .0 | .0 | .0 | .0 | .0 | .0 |
| S | 20.0 | 4.0 | .0 | .0 | .0 | .0 | 24.0 | 3.2 |
| SSW | 24.0 | 12.0 | .0 | .0 | .0 | .0 | 36.0 | 3.8 |
| SW | 4.0 | 4.0 | .0 | .0 | .0 | .0 | 8.0 | 3.0 |
| WSW | 4.0 | .0 | .0 | .0 | .0 | .0 | 4.0 | 5.0 |
| W | .0 | .0 | .0 | .0 | .0 | .0 | .0 | .0 |
| WNW | .0 | .0 | .0 | .0 | .0 | .0 | .0 | .0 |
| NW | .0 | .0 | .0 | .0 | .0 | .0 | .0 | .0 |
| NNW | .0 | .0 | .0 | .0 | .0 | .0 | .0 | .0 |
| Calm | | | | | | | 20.0 | |
| Total | 56.0 | 20.0 | .0 | .0 | .0 | .0 | 100.0 | 3.4 |

Data spans October 7, 2025 at 900 to October 8, 2025 at 900 (25 valid cases)

Chiquita Canyon Landfill

Wind Direction in Degrees and Wind Speed in MPH for OCTOBER 7 to 8, 2025

| HOUR | 01 | 02 | 03 | 04 | 05 | 06 | 07 | 08 | 09 | 10 | 11 | 12 | 13 |
|---|---|---|---|---|---|---|---|---|---|---|---|---|---|
| DAY | DDD VV.V | DDD VV.V | DDD VV.V | DDD VV.V | DDD VV.V | DDD VV.V | DDD VV.V | DDD VV.V | DDD VV.V | DDD VV.V | DDD VV.V | DDD VV.V | DDD VV.V |
| 01 | | | | | | | | | | | | | |
| 02 | | | | | | | | | | | | | |
| 03 | | | | | | | | | | | | | |
| 04 | | | | | | | | | | | | | |
| 05 | | | | | | | | | | | | | |
| 06 | | | | | | | | | | | | | |
| 07 | | | | | | | | | 230 01.0 | 200 03.0 | 190 05.0 | 190 07.0 | 200 07.0 |
| 08 | 360 01.0 | 000 00.0 | 000 00.0 | 170 01.0 | 200 01.0 | 000 00.0 | 000 00.0 | 200 01.0 | 200 01.0 | | | | |
| 09 | | | | | | | | | | | | | |
| 10 | | | | | | | | | | | | | |
| 11 | | | | | | | | | | | | | |
| 12 | | | | | | | | | | | | | |
| 13 | | | | | | | | | | | | | |
| 14 | | | | | | | | | | | | | |
| 15 | | | | | | | | | | | | | |
| 16 | | | | | | | | | | | | | |
| 17 | | | | | | | | | | | | | |
| 18 | | | | | | | | | | | | | |
| 19 | | | | | | | | | | | | | |
| 20 | | | | | | | | | | | | | |
| 21 | | | | | | | | | | | | | |
| 22 | | | | | | | | | | | | | |
| 23 | | | | | | | | | | | | | |
| 24 | | | | | | | | | | | | | |
| 25 | | | | | | | | | | | | | |
| 26 | | | | | | | | | | | | | |
| 27 | | | | | | | | | | | | | |
| 28 | | | | | | | | | | | | | |
| 29 | | | | | | | | | | | | | |
| 30 | | | | | | | | | | | | | |
| 31 | | | | | | | | | | | | | |
| MEAN | 360 01.0 | 000 00.0 | 000 00.0 | 170 01.0 | 200 01.0 | 000 00.0 | 000 00.0 | 200 01.0 | 215 01.0 | 200 03.0 | 190 05.0 | 190 07.0 | 200 07.0 |
| MX SPD | 360 01.0 | 000 00.0 | 000 00.0 | 170 01.0 | 200 01.0 | 000 00.0 | 000 00.0 | 200 01.0 | 230 01.0 | 200 03.0 | 190 05.0 | 190 07.0 | 200 07.0 |
| MN SPD | 360 01.0 | 000 00.0 | 000 00.0 | 170 01.0 | 200 01.0 | 000 00.0 | 000 00.0 | 200 01.0 | 230 01.0 | 200 03.0 | 190 05.0 | 190 07.0 | 200 07.0 |

DAILY MEANS REQUIRE 75% VALID DATA
MISSING DATA DENOTED BY BLANKS

DDD = Direction from which the wind is blowing, in degrees
VV.V = Wind Speed in MPH

Wind Direction in Degrees and Wind Speed in MPH for OCTOBER 7 to 8, 2025 PAGE 2

| HOUR / DAY | 14 DDD VV.V | 15 DDD VV.V | 16 DDD VV.V | 17 DDD VV.V | 18 DDD VV.V | 19 DDD VV.V | 20 DDD VV.V | 21 DDD VV.V | 22 DDD VV.V | 23 DDD VV.V | 24 DDD VV.V | MEAN DDD VV.V | MX SPD DDD VV.V | MN SPD DDD VV.V |
|---|---|---|---|---|---|---|---|---|---|---|---|---|---|---|
| 01 | | | | | | | | | | | | | | |
| 02 | | | | | | | | | | | | | | |
| 03 | | | | | | | | | | | | | | |
| 04 | | | | | | | | | | | | | | |
| 05 | | | | | | | | | | | | | | |
| 06 | | | | | | | | | | | | | | |
| 07 | 200 07.0 | 230 07.0 | 200 06.0 | 250 05.0 | 200 05.0 | 190 03.0 | 200 03.0 | 170 01.0 | 190 02.0 | 230 01.0 | 000 00.0 | | 190 07.0<br>360 01.0 | 000 00.0<br>000 00.0 |
| 08 | | | | | | | | | | | | | | |
| 09 | | | | | | | | | | | | | | |
| 10 | | | | | | | | | | | | | | |
| 11 | | | | | | | | | | | | | | |
| 12 | | | | | | | | | | | | | | |
| 13 | | | | | | | | | | | | | | |
| 14 | | | | | | | | | | | | | | |
| 15 | | | | | | | | | | | | | | |
| 16 | | | | | | | | | | | | | | |
| 17 | | | | | | | | | | | | | | |
| 18 | | | | | | | | | | | | | | |
| 19 | | | | | | | | | | | | | | |
| 20 | | | | | | | | | | | | | | |
| 21 | | | | | | | | | | | | | | |
| 22 | | | | | | | | | | | | | | |
| 23 | | | | | | | | | | | | | | |
| 24 | | | | | | | | | | | | | | |
| 25 | | | | | | | | | | | | | | |
| 26 | | | | | | | | | | | | | | |
| 27 | | | | | | | | | | | | | | |
| 28 | | | | | | | | | | | | | | |
| 29 | | | | | | | | | | | | | | |
| 30 | | | | | | | | | | | | | | |
| 31 | | | | | | | | | | | | | | |
| MEAN | 200 07.0 | 230 07.0 | 200 06.0 | 250 05.0 | 200 05.0 | 190 03.0 | 200 03.0 | 170 01.0 | 190 02.0 | 230 01.0 | 000 00.0 | 212 02.7 | | |
| MX SPD | 200 07.0 | 230 07.0 | 200 06.0 | 250 05.0 | 200 05.0 | 190 03.0 | 200 03.0 | 170 01.0 | 190 02.0 | 230 01.0 | 000 00.0 | | 190 07.0 | |
| MN SPD | 200 07.0 | 230 07.0 | 200 06.0 | 250 05.0 | 200 05.0 | 190 03.0 | 200 03.0 | 170 01.0 | 190 02.0 | 230 01.0 | 000 00.0 | | | 000 00.0 |

POSSIBLE NUMBER OF OBSERVATIONS = 25 TOTAL NUMBER OF OBSERVATIONS = 25 DATA RECOVERY RATE = 100%

MONTHLY MEAN = 212 02.7 MAXIMUM WIND SPEED WAS 7MPH AT 190DEGREES ON 10/ 7 AT 1200

DAILY MEANS REQUIRE 75% VALID DATA
MISSING DATA DENOTED BY BLANKS

DDD = Direction from which the wind is blowing, in degrees
VV.V = Wind Speed in MPH

# TABLE 6

## Landfill Gas Sampling Results

# Table 6

AtmAA Inc
5107 Douglas Fir Rd., Calabasas, CA 91302 • (818) 223-3277
specialized air assessment laboratory
atmaa.com

**LABORATORY ANALYSIS REPORT**

SCAQMD Rule 1150.1 Components Analysis in Landfill Gas Tedlar Bag Sample

| | |
|---|---|
| Report Date: | January 8, 2026 |
| Client: | Waste Connections |
| Project Location: | Chiquita Canyon Landfill |
| Project No.: | 1150.1 |
| Date Received: | December 18, 2025 |
| Date Analyzed: | December 18, 2025 |
| AtmAA Lab No.: | 23525-29 |
| Sample I.D.: | Inlet |

| Components | Raw Gas |
|---|---|
| | *(Concentration in %,v)* |
| Nitrogen | 29.66 |
| Oxygen | 6.68 |
| Methane | 28.62 |
| Carbon dioxide | 34.74 |
| | *(Concentration in ppmv)* |
| Ethane | 42.45 |
| TGNMO | 17050 |
| Hydrogen sulfide | 6.31 |
| | *(Concentration in ppbv)* |
| Benzene | 48900 |
| Benzyl chloride | <1800 |
| Chlorobenzene | <1650 |
| Dichlorobenzenes* | <2600 |
| 1,1-dichloroethane | <1900 |
| 1,2-dichloroethane | <1900 |
| 1,1-dichloroethylene | <1900 |
| Dichloromethane | <4350 |
| 1,2-dibromoethane | <1000 |
| Perchloroethylene | <1150 |
| Carbon tetrachloride | <2400 |
| Toluene | 6160 |
| 1,1,1-trichloroethane | <1200 |
| Trichloroethene | <1400 |
| Chloroform | <1600 |
| Vinyl chloride | <1500 |
| m+p-xylenes | 3050 |
| o-xylene | <1800 |

*Permanent gases were measured by thermal conductivity detection/gas chromatography (TCD/GC), ASTM D1946. The accuracy of permanent gas analysis by TCD/GC is +/- 2%. Actual results are reported. The reported oxygen concentration includes any argon present in the sample. Calibration is based on a standard atmosphere containing 20.95% oxygen and 0.93% argon. Results are reported on a "wet" basis. Ethane and total gaseous non-methane organics (TGNMO) were measured by flame ionization detection/ total combustion analysis (FID/TCA) Method 25. Concentrations are reported as ppmvC. Toxic air contaminants (TAC) compounds were analyzed by GC/MS, EPA TO-15. Hydrogen sulfide was analyzed by SCD/GC, SCAQMD 307.91.*
** total amount containing meta, para, and ortho isomers*

Brian W. Fung
Laboratory Director

# Table 6

AtmAA Inc
5107 Douglas Fir Rd., Calabasas, CA 91302 • (818) 223-3277
specialized air assessment laboratory
atmaa.com

**LABORATORY ANALYSIS REPORT**

Hydrogen Sulfide and Reduced Sulfur Compounds
Analysis in Landfill Gas Tedlar Bag Sample by Method SCAQMD 307.91

Report Date: January 8, 2026
Client: Waste Connections
Project Location: Chiquita Canyon Landfill
Project No.: 1150.1
Date Received: December 18, 2025
Date Analyzed: December 18, 2025

ANALYSIS DESCRIPTION

*Total sulfur analysis measured by gas chromatography with sulfur chemiluminescence detector (SCD), SCAQMD 307.91.*

| | AtmAA Lab No.: | 23525-29 |
|---|---|---|
| | Sample I.D.: | Inlet Raw Gas |
| Components | | *(Concentration in ppmv)* |
| Hydrogen sulfide | | 6.31 |
| Carbonyl sulfide | | 0.77 |
| Methyl mercaptan | | 11.5 |
| Ethyl mercaptan | | <0.60 |
| Dimethyl sulfide | | 197 |
| Carbon disulfide | | <0.60 |
| isopropyl mercaptan | | <0.60 |
| t-butyl mercaptan | | <0.60 |
| n-propyl mercaptan | | 2.21 |
| s-Butyl mercaptan | | 2.55 |
| i-Butyl mercaptan | | <0.60 |
| Dimethyl disulfide | | 12.0 |
| Tetrahydrothiophene | | 1.48 |
| Unidentified sulfurs | | 20.2 |
| | | *(Concentration in ppmv, as $H_2S$)* |
| Total Sulfur | | 265.4 |

Brian W. Fung
Laboratory Director

# Table 6

QUALITY ASSURANCE SUMMARY
*(Repeat Analyses)*

Project Location: Chiquita Canyon Landfill
Date Received: December 18, 2025
Date Analyzed: December 18, 2025

| Components | Sample ID | Repeat Analysis Run #1 | Repeat Analysis Run #2 | Mean Conc. | % RPD |
|---|---|---|---|---|---|
| | | *(Concentration in %,v)* | | | |
| Nitrogen | Raw Gas | 29.67 | 29.65 | 29.66 | 0.07 |
| Oxygen | Raw Gas | 6.68 | 6.67 | 6.68 | 0.15 |
| Methane | Raw Gas | 28.63 | 28.60 | 28.62 | 0.10 |
| Carbon dioxide | Raw Gas | 34.74 | 34.73 | 34.74 | 0.03 |
| | | *(Concentration in ppmv)* | | | |
| Ethane | Raw Gas | 41.9 | 43.0 | 42.5 | 2.6 |
| TGNMO | Raw Gas | 17000 | 17100 | 17050 | 0.59 |
| | | *(Concentration in ppbv)* | | | |
| Benzene | Raw Gas | 44600 | 53200 | 48900 | 18 |
| Benzyl chloride | Raw Gas | <1800 | <1800 | — | — |
| Chlorobenzene | Raw Gas | <1650 | <1650 | — | — |
| Dichlorobenzenes | Raw Gas | <2600 | <2600 | — | — |
| 1,1-dichloroethane | Raw Gas | <1900 | <1900 | — | — |
| 1,2-dichloroethane | Raw Gas | <1900 | <1900 | — | — |
| 1,1-dichloroethylene | Raw Gas | <1900 | <1900 | — | — |
| Dichloromethane | Raw Gas | <4350 | <4350 | — | — |
| 1,2-dibromoethane | Raw Gas | <1000 | <1000 | — | — |
| Perchloroethylene | Raw Gas | <1150 | <1150 | — | — |
| Carbon tetrachloride | Raw Gas | <2400 | <2400 | — | — |
| Toluene | Raw Gas | 5680 | 6640 | 6160 | 16 |
| 1,1,1-trichloroethane | Raw Gas | <1200 | <1200 | — | — |
| Trichloroethene | Raw Gas | <1400 | <1400 | — | — |



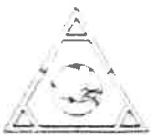

# Table 6

QUALITY ASSURANCE SUMMARY
*(Repeat Analyses)*
*(continued)*

| Components | Sample ID | Repeat Analysis Run #1 | Repeat Analysis Run #2 | Mean Conc. | % RPD |
|---|---|---|---|---|---|
| | | *(Concentration in ppbv)* | | | |
| Chloroform | Raw Gas | <1600 | <1600 | --- | --- |
| Vinyl chloride | Raw Gas | <1500 | <1500 | --- | --- |
| m+p-xylenes | Raw Gas | 2710 | 3390 | 3050 | 22 |
| o-xylene | Raw Gas | <1800 | <1800 | --- | --- |
| | | *(Concentration in ppmv)* | | | |
| Sulfur Components | | | | | |
| Hydrogen sulfide | Raw Gas | 6.46 | 6.15 | 6.31 | 4.9 |
| Carbonyl sulfide | Raw Gas | 0.84 | 0.69 | 0.77 | 20 |
| Methyl mercaptan | Raw Gas | 11.8 | 11.1 | 11.5 | 6.1 |
| Ethyl mercaptan | Raw Gas | <0.60 | <0.60 | — | — |
| Dimethyl sulfide | Raw Gas | 203 | 190 | 197 | 6.6 |
| Carbon disulfide | Raw Gas | <0.60 | <0.60 | --- | --- |
| isopropyl mercaptan | Raw Gas | <0.60 | <0.60 | — | --- |
| t-butyl mercaptan | Raw Gas | <0.60 | <0.60 | — | --- |
| n-propyl mercaptan | Raw Gas | 2.37 | 2.05 | 2.21 | 14 |
| s-Butyl mercaptan | Raw Gas | 2.63 | 2.47 | 2.55 | 6.3 |
| i-Butyl mercaptan | Raw Gas | <0.60 | <0.60 | — | — |
| Dimethyl disulfide | Raw Gas | 12.5 | 11.5 | 12.0 | 8.3 |
| Tetrahydrothiophene | Raw Gas | 1.57 | 1.39 | 1.48 | 12 |
| Unidentified sulfurs | Raw Gas | 21.1 | 19.2 | 20.2 | 9.4 |

*One Tedlar bag sample, laboratory number 23525-29, was analyzed for SCAQMD Rule 1150.1 components, permanent gases, total gaseous non-methane organics (TGNMO), and total sulfur compounds. Agreement between repeat analyses is a measure of precision and is shown above in the column "% RPD". The average % RPD from mean for 18 repeat measurements from one Tedlar bag sample is 8.2%.*





Table 6

# CHAIN OF CUSTODY RECORD

| Client/Project Name | Project Location |
|---|---|
| Waste Connections / Chiquita Canyon | Valencia |

| Project No. | Field Logbook No. |
|---|---|
| 1150.1 | |

| Sampler: (Print) | (Signature) | No. Of Containers |
|---|---|---|
| Robert Johns | [signature] | 1 |

**ANALYSES**

| Sample No./ Identification | Date | Time | Lab Sample Number | Type of Sample | Total Sulfur | Permanent Gases | 1150.1 Low Gas | TAN/HC | | Remarks |
|---|---|---|---|---|---|---|---|---|---|---|
| Inlet | 12-18-25 | 1045-1055 | 23525-29 | Raw Gas | X | X | X | X | | |
| | | | | | | | | | | |
| | | | | | | | | | | |
| | | | | | | | | | | |
| | | | | | | | | | | |
| | | | | | | | | | | |
| | | | | | | | | | | |
| | | | | | | | | | | |

| Relinquished by: (Signature) | Date | Time | Received by: (Signature) | Date | Time |
|---|---|---|---|---|---|
| [signature] | 12-18-25 | 1200 | | | |
| **Relinquished by: (Signature)** | **Date** | **Time** | **Received by: (Signature)** | **Date** | **Time** |
| | | | | | |
| **Relinquished by: (Signature)** | **Date** | **Time** | **Received for Laboratory: (Signature)** | **Date** | **Time** |
| | | | [signature] | 12/18/25 | 12:00 |
| **Sample Disposal Method:** | **Disposed of by: (Signature)** | | | **Date** | **Time** |
| | | | | | |

**Sample Collector**

RES Environmental Inc.
865 Via Lata • Colton, California 92324
(909) 422-1001 Fax (909) 422-0707

**Analytical Laboratory**

ATMAA

# TABLE 7

## Perimeter Probe Monitoring

# Table 7

## Chiquita Canyon Landfill Rule 1150.1 4th Quarter Monitoring Report
## October 2025 Perimeter Probe Monitoring Data Sheet (10-22-25)

| Probe Number | | Time | Date | CH4%(% Vol.) | CO2% | O2% | Bal.% | Evac. Pumps | Pressure (+/- in w.c.) | Comments |
|---|---|---|---|---|---|---|---|---|---|---|
| **Perimeter Probe Monitoring** | | | | | | | | | | |
| GP-A | 10 | 0951 | 10/22/25 | 0.0 | 0.1 | 19.6 | 80.4 | 6 | -.50 | |
| | 51 | 0954 | 10/22/25 | 0.0 | 0.1 | 20.1 | 79.8 | 19 | -2.11 | |
| | 102 | 0956 | 10/22/25 | 0.0 | 0.0 | 20.3 | 79.7 | 39 | -.01 | |
| | 151.5 | 0958 | 10/22/25 | 0.0 | 0.0 | 20.3 | 79.6 | 95 | -.41 | |
| GP-1R | 26 | 1121 | 10/22/25 | 0.0 | 5.0 | 14.3 | 80.7 | 16 | +.31 | |
| | 38 | 1123 | 10/22/25 | 0.0 | 3.5 | 17.2 | 79.4 | 26 | -.05 | |
| | 47 | 1125 | 10/22/25 | 0.0 | 0.1 | 19.4 | 80.5 | 18 | +.10 | |
| GP-2 | 15.5 | 0818 | 10/22/25 | 0.0 | 2.6 | 17.5 | 79.9 | 16 | -.09 | |
| | 44.5 | 0820 | 10/22/25 | 0.0 | 0.1 | 19.1 | 80.8 | 18 | -.09 | |
| | 53 | 0822 | 10/22/25 | 0.0 | 0.1 | 19.4 | 80.6 | 19 | -.09 | |
| GP-5 | 10 | 1106 | 10/22/25 | 0.0 | 1.0 | 19.0 | 80.0 | 6 | -.06 | |
| | 45 | 1108 | 10/22/25 | 0.0 | 0.1 | 19.7 | 80.3 | 18 | -.07 | |
| | 93 | 1110 | 10/22/25 | 0.0 | 0.6 | 19.0 | 80.4 | 64 | -.07 | |
| GP-6 | 10 | 1058 | 10/22/25 | 0.0 | 0.3 | 19.5 | 80.1 | 6 | -.06 | |
| | 30 | 1100 | 10/22/25 | 0.0 | 0.7 | 19.3 | 80.0 | 20 | -.07 | |
| | 60 | 1102 | 10/22/25 | 0.0 | 0.1 | 19.7 | 80.2 | 41 | -.10 | |
| GP-7 | 10 | 1048 | 10/22/25 | 0.0 | 0.3 | 19.6 | 80.2 | 6 | +.01 | |
| | 30 | 1051 | 10/22/25 | 0.0 | 0.1 | 19.7 | 80.2 | 20 | -.10 | |
| | 60 | 1053 | 10/22/25 | 0.0 | 0.1 | 19.7 | 80.2 | 41 | +.05 | |
| GP-8 | 10 | 1036 | 10/22/25 | 0.0 | 0.4 | 19.7 | 79.9 | 6 | -.09 | |
| | 60 | 1038 | 10/22/25 | 0.0 | 0.1 | 19.7 | 80.2 | 41 | -.12 | |
| | 120 | 1040 | 10/22/25 | 0.0 | 0.4 | 19.5 | 80.0 | 75 | -.63 | |
| GP-9 | 25 | 1022 | 10/22/25 | 0.0 | 0.0 | 19.9 | 80.0 | 16 | -.07 | |
| | 55 | 1025 | 10/22/25 | 0.0 | 0.1 | 20.0 | 80.0 | 20 | -.06 | |
| | 83 | 1027 | 10/22/25 | 0.0 | 0.1 | 20.0 | 80.0 | 51 | -.31 | |
| GP-10 | 22 | 1007 | 10/22/25 | 0.0 | 3.8 | 17.8 | 78.4 | 17 | -.08 | |
| | 37 | 1006 | 10/22/25 | 0.0 | 4.6 | 14.6 | 80.9 | 26 | -.88 | |
| | 63 | 1008 | 10/22/25 | 0.0 | 0.1 | 19.8 | 80.2 | 42 | -.69 | |
| | 87 | 1010 | 10/22/25 | 0.0 | 0.0 | 20.0 | 79.9 | 59 | -.75 | |
| GP-11 | 10 | 0938 | 10/22/25 | 0.0 | 0.3 | 20.1 | 79.6 | 6 | -.55 | |
| | 70 | 0940 | 10/22/25 | 0.0 | 4.0 | 16.9 | 79.2 | 49 | -1.28 | |
| | 141 | 0942 | 10/22/25 | 0.0 | 0.1 | 20.1 | 79.8 | 102 | -1.37 | |
| | 208 | 0944 | 10/22/25 | 0.0 | 0.8 | 16.4 | 82.9 | 137 | -1.37 | |
| GP-12 | 12 | 0921 | 10/22/25 | 0.0 | 0.1 | 19.0 | 80.9 | 4 | -.10 | |
| | 38 | 0924 | 10/22/25 | 0.0 | 0.1 | 19.6 | 80.4 | 26 | -.05 | |
| | 74 | 0926 | 10/22/25 | 0.0 | 0.1 | 19.8 | 80.1 | 50 | -.03 | |
| | 110 | 0930 | 10/22/25 | 0.0 | 0.1 | 19.5 | 80.3 | 75 | -.07 | |
| | 224 | 0932 | 10/22/25 | 0.0 | 0.1 | 19.9 | 80.0 | 171 | -.05 | |

# Table 7

| | | | | | | | | | | |
|---|---|---|---|---|---|---|---|---|---|---|
| GP-13 | 10 | 0858 | 10/22/25 | 0.0 | 0.7 | 18.5 | 80.8 | 6 | .0 | |
| | 29 | 0900 | 10/22/25 | 0.0 | 5.1 | 16.4 | 78.4 | 19 | -.17 | |
| | 58 | 0905 | 10/22/25 | 11.2 | 12.8 | 1.8 | 74.2 | 39 | -.87 | |
| | 87 | 0910 | 10/22/25 | 8.6 | 10.4 | 1.7 | 79.2 | 59 | -1.17 | |
| | 173 | 0915 | 10/22/25 | 0.0 | 0.3 | 17.9 | 81.7 | 109 | -.96 | |
| GP-14 | 10 | 0830 | 10/22/25 | 0.0 | 0.1 | 19.7 | 80.2 | 6 | -.14 | |
| | 23 | 0832 | 10/22/25 | 0.0 | 0.1 | 19.7 | 80.2 | 15 | -.19 | |
| | 44 | 0834 | 10/22/25 | 0.0 | 1.8 | 18.2 | 80.0 | 30 | -.23 | |
| | 67 | 0836 | 10/22/25 | 0.0 | 3.5 | 14.2 | 82.3 | 46 | -.66 | |
| | 134 | 0839 | 10/22/25 | 0.0 | 7.6 | 8.4 | 84.0 | 92 | -2.10 | |

# Table 7

## Chiquita Canyon Landfill Rule 1150.1 4th Quarter Monitoring Report
## October 2025 Perimeter Probe Monitoring Data Sheet (10-22-25)

| Probe Number | | Time | Date | CH4%(% Vol.) | CO2% | O2% | Bal.% | Evac. Pumps | Pressure (+/- in w.c.) | Comments |
|---|---|---|---|---|---|---|---|---|---|---|
| **Perimeter Probe Monitoring (1st 10 Day Recheck)** | | | | | | | | | | |
| GP-13 | 10 | | | | | | | 6 | | |
| | 29 | | | | | | | 19 | | |
| | 58 | 0934 | 10/31/25 | 2.2 | 14.1 | 1.9 | 81.8 | 39 | -1.01 | |
| | 87 | 0938 | 10/31/25 | 5.2 | 10.1 | 1.3 | 83.4 | 59 | -1.28 | |
| | 173 | | | | | | | 109 | | |
| GP-14 | 10 | | | | | | | 6 | | |
| | 23 | | | | | | | 15 | | |
| | 44 | | | | | | | 30 | | |
| | 67 | | | | | | | 46 | | |
| | 134 | | | | | | | 92 | | |

# Table 7

## Chiquita Canyon Landfill Rule 1150.1 4th Quarter Monitoring Report
## October 2025 Perimeter Probe Monitoring Data Sheet (10-22-25)

| Probe Number | | Time | Date | CH4%(% Vol.) | CO2% | O2% | Bal.% | Evac. Pumps | Pressure (+/- in w.c.) | Comments |
|---|---|---|---|---|---|---|---|---|---|---|
| **Perimeter Probe Monitoring (2nd 10 Day Recheck)** | | | | | | | | | | |
| GP-13 | 10 | | | | | | | 6 | | |
| | 29 | | | | | | | 19 | | |
| | 58 | | | | | | | 39 | | |
| | 87 | 0832 | 11/10/25 | 5.6 | 9.8 | 1.0 | 83.6 | 59 | -.78 | |
| | 173 | | | | | | | 109 | | |
| GP-14 | 10 | | | | | | | 6 | | |
| | 23 | | | | | | | 15 | | |
| | 44 | | | | | | | 30 | | |
| | 67 | | | | | | | 46 | | |
| | 134 | | | | | | | 92 | | |

# Table 7

## Chiquita Canyon Landfill Rule 1150.1 4th Quarter Monitoring Report
## November 2025 Perimeter Probe Monitoring Data Sheet (11-11-25)

| Probe Number | | Time | Date | CH4%(% Vol.) | CO2% | O2% | Bal.% | Evac. Pumps | Pressure (+/- in w.c.) | Comments |
|---|---|---|---|---|---|---|---|---|---|---|
| **Perimeter Probe Monitoring** | | | | | | | | | | |
| GP-A | 10 | 0853 | 11/11/25 | 0.0 | 0.1 | 20.6 | 79.3 | 6 | -.90 | |
| | 51 | 0855 | 11/11/25 | 0.0 | 0.1 | 20.8 | 79.1 | 19 | -3.56 | |
| | 102 | 0859 | 11/11/25 | 0.0 | 0.0 | 20.8 | 79.2 | 39 | -.06 | |
| | 151.5 | 0902 | 11/11/25 | 0.0 | 0.0 | 20.1 | 79.9 | 95 | .63 | |
| GP-1R | 26 | 1030 | 11/11/25 | 0.0 | 0.1 | 11.5 | 88.4 | 16 | -.01 | |
| | 38 | 1032 | 11/11/25 | 0.0 | 0.1 | 16.6 | 83.3 | 26 | -.02 | |
| | 47 | 1034 | 11/11/25 | 0.0 | 0.1 | 15.2 | 84.7 | 18 | -.04 | |
| GP-2 | 15.5 | 0710 | 11/11/25 | 0.0 | 0.9 | 17.9 | 81.2 | 16 | -.07 | |
| | 44.5 | 0712 | 11/11/25 | 0.0 | 0.1 | 18.8 | 81.2 | 18 | -.07 | |
| | 53 | 0714 | 11/11/25 | 0.0 | 1.1 | 18.0 | 80.9 | 19 | -.03 | |
| GP-5 | 10 | 1011 | 11/11/25 | 0.0 | 1.0 | 19.4 | 79.6 | 6 | -.09 | |
| | 45 | 1013 | 11/11/25 | 0.0 | 0.1 | 19.7 | 80.2 | 18 | +.02 | |
| | 93 | 1015 | 11/11/25 | 0.0 | 7.9 | 11.8 | 80.2 | 64 | +.03 | |
| GP-6 | 10 | 1003 | 11/11/25 | 0.0 | 0.4 | 18.8 | 80.9 | 6 | -.05 | |
| | 30 | 1005 | 11/11/25 | 0.0 | 0.7 | 18.6 | 80.7 | 20 | -.06 | |
| | 60 | 1007 | 11/11/25 | 0.0 | 0.3 | 18.9 | 80.8 | 41 | +.07 | |
| GP-7 | 10 | 0955 | 11/11/25 | 0.0 | 0.3 | 18.1 | 81.6 | 6 | -.04 | |
| | 30 | 0957 | 11/11/25 | 0.0 | 1.5 | 17.5 | 81.1 | 20 | +.05 | |
| | 60 | 0954 | 11/11/25 | 0.0 | 2.0 | 16.3 | 81.7 | 41 | -.07 | |
| GP-8 | 10 | 0944 | 11/11/25 | 0.0 | 0.3 | 18.8 | 80.9 | 6 | -.03 | |
| | 60 | 0946 | 11/11/25 | 0.0 | 0.4 | 18.2 | 81.4 | 41 | .05 | |
| | 120 | 0948 | 11/11/25 | 0.0 | 0.2 | 18.5 | 81.3 | 75 | -.19 | |
| GP-9 | 25 | 0935 | 11/11/25 | 0.0 | 0.2 | 18.7 | 81.1 | 16 | -.04 | |
| | 55 | 0937 | 11/11/25 | 0.0 | 0.2 | 17.0 | 82.9 | 20 | -.04 | |
| | 83 | 0939 | 11/11/25 | 0.0 | 0.0 | 18.6 | 81.4 | 51 | -.10 | |
| GP-10 | 22 | 0910 | 11/11/25 | 0.0 | 2.3 | 16.1 | 81.6 | 17 | -.07 | |
| | 37 | 0912 | 11/11/25 | 0.0 | 0.7 | 16.1 | 83.2 | 26 | -.39 | |
| | 63 | 0914 | 11/11/25 | 0.0 | 0.0 | 17.3 | 82.7 | 42 | -.47 | |
| | 87 | 0916 | 11/11/25 | 0.0 | 0.0 | 16.8 | 83.2 | 59 | -.45 | |
| GP-11 | 10 | 0838 | 11/11/25 | 0.0 | 0.2 | 20.8 | 78.9 | 6 | -.83 | |
| | 70 | 0840 | 11/11/25 | 0.0 | 1.6 | 19.6 | 78.8 | 49 | -1.88 | |
| | 141 | 0842 | 11/11/25 | 0.0 | 0.1 | 20.8 | 79.2 | 102 | -1.55 | |
| | 208 | 0844 | 11/11/25 | 0.1 | 4.1 | 11.7 | 84.1 | 137 | -1.90 | |
| GP-12 | 12 | 0824 | 11/11/25 | 0.0 | 0.1 | 18.2 | 81.7 | 4 | -.08 | |
| | 38 | 0826 | 11/11/25 | 0.0 | 0.0 | 20.9 | 79.0 | 26 | +.12 | |
| | 74 | 0828 | 11/11/25 | 0.0 | 0.0 | 20.5 | 79.4 | 50 | -.01 | |
| | 110 | 0830 | 11/11/25 | 0.0 | 0.0 | 20.5 | 79.4 | 75 | -.04 | |
| | 224 | 0832 | 11/11/25 | 0.0 | 0.0 | 21.0 | 78.9 | 171 | -.07 | |
| GP-13 | 10 | 0802 | 11/11/25 | 0.0 | 0.2 | 21.2 | 78.6 | 6 | -.05 | |

# Table 7

| | | | | | | | | | | |
|---|---|---|---|---|---|---|---|---|---|---|
| | 29 | 0804 | 11/11/25 | 0.0 | 1.9 | 19.6 | 78.6 | 19 | -.21 | |
| | 58 | 0810 | 11/11/25 | 0.9 | 12.4 | 1.9 | 84.8 | 39 | -.84 | |
| | 87 | 0814 | 11/11/25 | 4.9 | 9.8 | 1.9 | 83.4 | 59 | -1.4 | |
| | 173 | 0817 | 11/11/25 | 0.0 | 0.5 | 19.0 | 80.5 | 109 | -.74 | |
| GP-14 | 10 | 0711 | 11/11/25 | 0.0 | 0.1 | 19.6 | 80.3 | 6 | -.15 | |
| | 23 | 0723 | 11/11/25 | 0.0 | 0.1 | 19.7 | 80.2 | 15 | -.28 | |
| | 44 | 0725 | 11/11/25 | 0.0 | 1.8 | 18.2 | 80.0 | 30 | -.08 | |
| | 67 | 0727 | 11/11/25 | 0.0 | 2.6 | 16.5 | 80.9 | 46 | -.54 | |
| | 134 | 0730 | 11/11/25 | 0.0 | 9.7 | 5.8 | 84.4 | 92 | -3.25 | |

# Table 7

## Chiquita Canyon Landfill (Title 27) 4th Quarter Monitoring Report
## November 2025 Perimeter Probe Monitoring Data Sheet (11-11-25/11-12-25)

| Probe Number | | Time | Date | CH4%(% Vol.) | CO2% | O2% | Bal.% | Evac. Pumps | Pressure (+/- in w.c.) | Comments |
|---|---|---|---|---|---|---|---|---|---|---|
| **Perimeter Probe Monitoring (Title 27)** | | | | | | | | | | |
| GP-A | 10 | 0853 | 11/11/25 | 0.0 | 0.1 | 20.6 | 79.3 | 6 | -.90 | |
| | 51 | 0855 | 11/11/25 | 0.0 | 0.1 | 20.8 | 79.1 | 19 | -3.56 | |
| | 102 | 0859 | 11/11/25 | 0.0 | 0.0 | 20.8 | 79.2 | 39 | -.06 | |
| | 151.5 | 0902 | 11/11/25 | 0.0 | 0.0 | 20.1 | 79.9 | 95 | -.63 | |
| GP-2 | 15.5 | 0710 | 11/11/25 | 0.0 | 0.9 | 17.9 | 81.2 | 16 | -.07 | |
| | 44.5 | 0712 | 11/11/25 | 0.0 | 0.1 | 18.8 | 81.2 | 18 | -.04 | |
| | 53 | 0714 | 11/11/25 | 0.0 | 1.1 | 18.0 | 80.9 | 19 | -.03 | |
| GP-8 | 10 | 0944 | 11/11/25 | 0.0 | 0.3 | 18.8 | 80.9 | 6 | -.03 | |
| | 60 | 0946 | 11/11/25 | 0.0 | 0.4 | 18.2 | 81.4 | 41 | -.05 | |
| | 120 | 0948 | 11/11/25 | 0.0 | 0.2 | 18.5 | 81.3 | 75 | -.19 | |
| GP-9 | 25 | 0935 | 11/11/25 | 0.0 | 0.2 | 18.7 | 81.1 | 16 | -.04 | |
| | 55 | 0937 | 11/11/25 | 0.0 | 0.2 | 17.0 | 82.9 | 20 | -.04 | |
| | 83 | 0939 | 11/11/25 | 0.0 | 0.0 | 18.6 | 81.4 | 51 | -.10 | |
| GP-10 | 22 | 0910 | 11/11/25 | 0.0 | 2.3 | 16.1 | 81.6 | 17 | -.07 | |
| | 37 | 0912 | 11/11/25 | 0.0 | 0.7 | 16.1 | 83.2 | 26 | -.39 | |
| | 63 | 0914 | 11/11/25 | 0.0 | 0.0 | 17.3 | 82.7 | 42 | -.47 | |
| | 87 | 0916 | 11/11/25 | 0.0 | 0.0 | 16.8 | 83.2 | 59 | -.45 | |
| GP-11 | 10 | 0838 | 11/11/25 | 0.0 | 0.2 | 20.8 | 78.9 | 6 | -.83 | |
| | 70 | 0840 | 11/11/25 | 0.0 | 1.6 | 19.6 | 78.8 | 49 | -1.88 | |
| | 141 | 0842 | 11/11/25 | 0.0 | 0.1 | 20.8 | 79.2 | 102 | -1.55 | |
| | 208 | 0844 | 11/11/25 | 0.1 | 4.1 | 11.7 | 84.1 | 137 | -1.90 | |
| GP-12 | 12 | 0824 | 11/11/25 | 0.0 | 0.1 | 18.2 | 81.7 | 4 | -.08 | |
| | 38 | 0826 | 11/11/25 | 0.0 | 0.0 | 20.9 | 79.0 | 20 | -.12 | |
| | 74 | 0828 | 11/11/25 | 0.0 | 0.0 | 20.5 | 79.4 | 50 | -.01 | |
| | 110 | 0830 | 11/11/25 | 0.0 | 0.0 | 20.5 | 79.4 | 75 | -.04 | |
| | 224 | 0832 | 11/11/25 | 0.0 | 0.0 | 21.0 | 78.9 | 171 | -.07 | |
| GP-13 | 10 | 0802 | 11/11/25 | 0.0 | 0.2 | 21.2 | 78.6 | 9 | -.05 | |
| | 29 | 0804 | 11/11/25 | 0.0 | 1.9 | 19.6 | 78.6 | 19 | -.21 | |
| | 58 | 0810 | 11/11/25 | 0.9 | 12.4 | 1.9 | 84.8 | 39 | -.84 | |
| | 87 | 0814 | 11/11/25 | 4.9 | 9.8 | 1.9 | 83.4 | 59 | -1.21 | |
| | 173 | 0817 | 11/11/25 | 0.0 | 0.5 | 19.0 | 80.5 | 109 | -.74 | |
| GP-14 | 10 | 0721 | 11/11/25 | 0.0 | 0.1 | 19.6 | 80.3 | 6 | -.15 | |
| | 23 | 0723 | 11/11/25 | 0.0 | 0.1 | 19.7 | 80.2 | 15 | -.28 | |
| | 44 | 0725 | 11/11/25 | 0.0 | 1.8 | 18.2 | 80.0 | 30 | -.08 | |
| | 67 | 0727 | 11/11/25 | 0.0 | 2.6 | 16.5 | 80.9 | 46 | -.54 | |
| | 134 | 0730 | 11/11/25 | 0.0 | 9.7 | 5.8 | 84.4 | 92 | -3.25 | |
| GP-15 | 10 | 0736 | 11/12/25 | 0.0 | 2.8 | 17.8 | 79.5 | 6 | -.30 | |
| | 40 | 0744 | 11/12/25 | 8.3 | 27.7 | 10.5 | 53.6 | 19 | -.53 | |

# Table 7

| | | | | | | | | | | |
|---|---|---|---|---|---|---|---|---|---|---|
| | 60 | 0748 | 11/12/25 | 18.8 | 39.9 | 3.6 | 37.7 | 39 | -2.86 | |
| | 90 | 0751 | 11/12/25 | 0.0 | 0.4 | 19.8 | 79.7 | 59 | -.36 | |
| | 115 | 0754 | 11/12/25 | 0.0 | 0.2 | 20.4 | 79.4 | 109 | -1.41 | |
| GP-16 | 10 | 0922 | 11/12/25 | 0.0 | 0.9 | 6.8 | 92.4 | 4 | -.06 | |
| | 85 | 0924 | 11/12/25 | 0.0 | 2.0 | 6.4 | 91.6 | 26 | -.16 | |
| | 154 | 0926 | 11/12/25 | 0.0 | 0.1 | 6.3 | 93.6 | 50 | -.35 | |
| | 210 | 0928 | 11/12/25 | 0.0 | 0.1 | 6.6 | 93.3 | 75 | -.17 | |
| | 255 | 0930 | 11/12/25 | 0.0 | 0.1 | 6.7 | 93.2 | 171 | -.20 | |
| GP-17 | 10 | 0907 | 11/12/25 | 0.0 | 0.5 | 7.3 | 92.2 | 4 | -.02 | |
| | 55 | 0910 | 11/12/25 | 0.0 | 0.5 | 7.0 | 92.5 | 26 | -.28 | |
| | 105 | 0912 | 11/12/25 | 0.0 | 0.4 | 6.8 | 92.8 | 50 | -.26 | |
| | 149 | 0914 | 11/12/25 | 0.0 | 0.1 | 6.8 | 93.1 | 75 | -.44 | |
| | 235 | 0916 | 11/12/25 | 0.0 | 0.1 | 7.2 | 92.7 | 121 | -.28 | |
| GP-18 | 10 | 0852 | 11/12/25 | 0.0 | 0.3 | 7.1 | 92.7 | 6 | -.08 | |
| | 38 | 0854 | 11/12/25 | 0.0 | 0.1 | 7.1 | 92.8 | 9 | -.14 | |
| | 58 | 0856 | 11/12/25 | 0.0 | 0.8 | 7.1 | 92.2 | 39 | -.42 | |
| | 86 | 0858 | 11/12/25 | 0.0 | 0.2 | 7.2 | 92.7 | 59 | -.31 | |
| | 115 | 0900 | 11/12/25 | 0.0 | 0.2 | 6.8 | 93.0 | 109 | -.69 | |
| GP-19 | 10 | 1017 | 11/11/25 | 0.0 | 1.7 | 17.7 | 80.6 | 6 | -.01 | |
| | 84 | 1019 | 11/11/25 | 0.0 | 11.2 | 8.4 | 80.5 | 41 | +.13 | |
| | 116 | 1021 | 11/11/25 | 0.0 | 7.6 | 8.9 | 83.5 | 73 | +.20 | |
| GP-20 | 60 | 1044 | 11/11/25 | 0.0 | 13.7 | 3.4 | 82.9 | 6 | -.03 | |
| | 105 | 1046 | 11/11/25 | 0.0 | 13.9 | 2.2 | 84.0 | 41 | -.05 | |
| | 173 | 1048 | 11/11/25 | 0.0 | 12.2 | 2.4 | 85.4 | 73 | -.01 | |
| GP-21 | 10 | 1034 | 11/12/25 | 0.0 | 0.1 | 4.5 | 95.4 | 6 | -.08 | |
| | 90 | 1037 | 11/12/25 | 0.0 | 1.4 | 3.9 | 94.6 | 46 | -.55 | |
| | 232 | 1039 | 11/12/25 | 0.0 | 0.1 | 4.6 | 95.4 | 170 | -.11 | |
| GP-22 | 50 | 1019 | 11/12/25 | 0.0 | 0.6 | 4.1 | 95.2 | 6 | +.01 | |
| | 155 | 1021 | 11/12/25 | 0.0 | 0.2 | 4.2 | 95.6 | 60 | -.55 | |
| | 305 | 1023 | 11/12/25 | 0.0 | 0.1 | 4.6 | 95.3 | 200 | -.44 | |
| GP-23 | 35 | 1008 | 11/12/25 | 0.0 | 1.7 | 4.0 | 94.3 | 6 | -.05 | |
| | 77 | 1010 | 11/12/25 | 0.0 | 5.4 | 3.4 | 91.2 | 50 | -.28 | |
| | 132 | 1012 | 11/12/25 | 0.0 | 2.1 | 3.7 | 94.1 | 71 | -.37 | |
| GP-24 | 12 | 0959 | 11/12/25 | 0.0 | 0.9 | 7.3 | 91.8 | 6 | +.19 | |
| | 40 | 1001 | 11/12/25 | 0.0 | 4.1 | 6.8 | 89.1 | 19 | -.08 | |
| | 70 | 1003 | 11/12/25 | 0.0 | 0.1 | 7.6 | 92.3 | 47 | -.04 | |
| GP-25 | 14 | 0948 | 11/12/25 | 0.0 | 0.6 | 6.8 | 92.5 | 6 | -.08 | |
| | 50 | 0950 | 11/12/25 | 0.0 | 0.6 | 6.8 | 92.6 | 39 | -.36 | |
| | 80 | 0952 | 11/12/25 | 0.0 | 0.1 | 7.2 | 92.7 | 52 | -.04 | |

# Table 7

**Chiquita Canyon Landfill (Title 27) 4th Quarter Monitoring Report**
**Novemeber 2025 Perimeter Probe Monitoring Data Sheet (11-11-25/11-12-25)**

| Probe Number | | Time | Date | CH4%(% Vol.) | CO2% | O2% | Bal.% | Evac. Pumps | Pressure (+/- in w.c.) | Comments |
|---|---|---|---|---|---|---|---|---|---|---|
| **Perimeter Probe Monitoring (Title 27) (1st 10 Day Recheck)** | | | | | | | | | | |
| GP-15 | 10 | | | | | | | 6 | | |
| | 40 | 1048 | 11/21/25 | 8.4 | 27.5 | 10.9 | 53.2 | 19 | -.40 | |
| | 60 | 1051 | 11/21/25 | 19.2 | 42.4 | 4.1 | 34.3 | 39 | -2.35 | |
| | 90 | | | | | | | 59 | | |
| | 115 | | | | | | | 109 | | |
| GP-16 | 10 | | | | | | | 4 | | |
| | 85 | | | | | | | 26 | | |
| | 154 | | | | | | | 50 | | |
| | 210 | | | | | | | 75 | | |
| | 255 | | | | | | | 171 | | |

# Table 7

**Chiquita Canyon Landfill (Title 27) 4th Quarter Monitoring Report**
**November 2025 Perimeter Probe Monitoring Data Sheet (11-11-25)**

| Probe Number | | Time | Date | CH4%(% Vol.) | CO2% | O2% | Bal.% | Evac. Pumps | Pressure (+/- in w.c.) | Comments |
|---|---|---|---|---|---|---|---|---|---|---|
| **Perimeter Probe Monitoring (Title 27) (2nd 10 Day Recheck)** | | | | | | | | | | |
| GP-15 | 10 | | | | | | | 6 | | |
| | 40 | 0958 | 12/1/25 | 8.9 | 27.5 | 11.3 | 52.3 | 19 | -.36 | |
| | 60 | 1001 | 12/1/25 | 20.0 | 45.6 | 5.5 | 28.9 | 39 | -2.13 | |
| | 90 | | | | | | | 59 | | |
| | 115 | | | | | | | 109 | | |
| GP-16 | 10 | | | | | | | 4 | | |
| | 85 | | | | | | | 26 | | |
| | 154 | | | | | | | 50 | | |
| | 210 | | | | | | | 75 | | |
| | 255 | | | | | | | 171 | | |

# Table 7

## Chiquita Canyon Landfill Rule 1150.1 4th Quarter Monitoring Report
## December 2025 Perimeter Probe Monitoring Data Sheet (12-22-25)

| Probe Number | | Time | Date | CH4%(% Vol.) | CO2% | O2% | Bal.% | Evac. Pumps | Pressure (+/- in w.c.) | Comments |
|---|---|---|---|---|---|---|---|---|---|---|
| **Perimeter Probe Monitoring** | | | | | | | | | | |
| GP-A | 10 | 1102 | 12/22/25 | 0.0 | 0.0 | 20.8 | 79.1 | 6 | -3.13 | |
| | 51 | 1104 | 12/22/25 | 0.0 | 0.0 | 21.0 | 78.9 | 19 | -3.69 | |
| | 102 | 1106 | 12/22/25 | 0.0 | 0.0 | 21.1 | 78.9 | 39 | -.08 | |
| | 151.5 | 1108 | 12/22/25 | 0.0 | 0.0 | 21.3 | 78.7 | 95 | -.62 | |
| GP-1R | 26 | 1213 | 12/22/25 | 0.0 | 0.1 | 20.3 | 79.6 | 16 | -.04 | |
| | 38 | 1215 | 12/22/25 | 0.0 | 0.1 | 20.4 | 79.5 | 26 | -.02 | |
| | 47 | 1217 | 12/22/25 | 0.0 | 0.1 | 20.5 | 79.4 | 18 | -.03 | |
| GP-2 | 15.5 | 0928 | 12/22/25 | 0.0 | 0.1 | 20.9 | 79.0 | 16 | -.69 | |
| | 44.5 | 0930 | 12/22/25 | 0.0 | 0.1 | 20.9 | 79.0 | 18 | +.03 | |
| | 53 | 0932 | 12/22/25 | 0.0 | 3.2 | 17.1 | 79.8 | 19 | +.12 | |
| GP-5 | 10 | 1202 | 12/22/25 | 0.0 | 4.4 | 16.3 | 17.2 | 6 | -.05 | |
| | 45 | 1204 | 12/22/25 | 0.0 | 8.9 | 10.5 | 80.7 | 18 | +.07 | |
| | 93 | 1206 | 12/22/25 | 0.0 | 6.0 | 10.4 | 83.5 | 64 | -.02 | |
| GP-6 | 10 | 1154 | 12/22/25 | 0.0 | 0.5 | 20.3 | 79.2 | 6 | -.02 | |
| | 30 | 1156 | 12/22/25 | 0.0 | 0.7 | 19.7 | 79.6 | 20 | +.01 | |
| | 60 | 1158 | 12/22/25 | 0.0 | 0.2 | 20.5 | 79.3 | 41 | +.32 | |
| GP-7 | 10 | 1147 | 12/22/25 | 0.0 | 0.3 | 19.2 | 80.4 | 6 | -.02 | |
| | 30 | 1149 | 12/22/25 | 0.0 | 0.7 | 20.2 | 79.1 | 20 | -.01 | |
| | 60 | 1151 | 12/22/25 | 0.0 | 0.1 | 20.8 | 79.2 | 41 | +.33 | |
| GP-8 | 10 | 1137 | 12/22/25 | 0.0 | 0.4 | 19.7 | 79.9 | 6 | -.03 | |
| | 60 | 1139 | 12/22/25 | 0.0 | 0.3 | 19.9 | 79.7 | 41 | +.29 | |
| | 120 | 1141 | 12/22/25 | 0.0 | 0.5 | 19.8 | 79.7 | 75 | +.62 | |
| GP-9 | 25 | 1129 | 12/22/25 | 0.0 | 2.2 | 18.9 | 78.9 | 16 | +.65 | |
| | 55 | 1131 | 12/22/25 | 0.0 | 7.9 | 12.9 | 79.2 | 20 | +.66 | |
| | 83 | 1133 | 12/22/25 | 0.0 | 2.5 | 17.5 | 80.0 | 51 | .0 | |
| GP-10 | 22 | 1113 | 12/22/25 | 0.0 | 2.3 | 19.4 | 78.2 | 17 | +.12 | |
| | 37 | 1115 | 12/22/25 | 0.0 | 0.5 | 19.0 | 80.5 | 26 | +.16 | |
| | 63 | 1117 | 12/22/25 | 0.0 | 0.0 | 21.1 | 78.8 | 42 | +.03 | |
| | 87 | 1119 | 12/22/25 | 0.0 | 0.0 | 21.1 | 78.8 | 59 | +.16 | |
| GP-11 | 10 | 1050 | 12/22/25 | 0.0 | 0.2 | 20.8 | 79.1 | 6 | -.69 | |
| | 70 | 1052 | 12/22/25 | 0.0 | 1.3 | 20.5 | 78.2 | 49 | -1.53 | |
| | 141 | 1054 | 12/22/25 | 0.0 | 0.0 | 20.4 | 79.5 | 102 | -.83 | |
| | 208 | 1056 | 12/22/25 | 0.0 | 0.5 | 17.8 | 81.7 | 137 | -1.08 | |
| GP-12 | 12 | 1024 | 12/22/25 | 0.0 | 0.1 | 21.6 | 78.4 | 4 | -.13 | |
| | 38 | 1026 | 12/22/25 | 0.0 | 0.1 | 21.0 | 79.0 | 26 | -.07 | |
| | 74 | 1028 | 12/22/25 | 0.0 | 0.1 | 21.3 | 78.7 | 50 | -.06 | |
| | 110 | 1030 | 12/22/25 | 0.0 | 0.1 | 21.3 | 78.6 | 75 | -.07 | |
| | 224 | 1032 | 12/22/25 | 0.0 | 0.0 | 21.3 | 78.6 | 171 | -.07 | |

# Table 7

| | | | | | | | | | | |
|---|---|---|---|---|---|---|---|---|---|---|
| GP-13 | 10 | 1010 | 12/22/25 | 0.0 | 0.1 | 20.8 | 79.0 | 6 | -.12 | |
| | 29 | 1012 | 12/22/25 | 0.0 | 1.0 | 20.7 | 78.3 | 19 | -.20 | |
| | 58 | 1014 | 12/22/25 | 4.4 | 8.6 | 12.2 | 74.8 | 39 | -.20 | |
| | 87 | 1016 | 12/22/25 | 3.1 | 9.3 | 2.9 | 84.7 | 59 | -.72 | |
| | 173 | 1018 | 12/22/25 | 0.0 | 0.3 | 20.0 | 79.8 | 109 | -.22 | |
| GP-14 | 10 | 0939 | 12/22/25 | 0.0 | 0.1 | 19.8 | 80.1 | 6 | -.14 | |
| | 23 | 0941 | 12/22/25 | 0.0 | 0.1 | 20.9 | 79.0 | 15 | -.31 | |
| | 44 | 0943 | 12/22/25 | 0.0 | 1.7 | 18.8 | 79.4 | 30 | -.33 | |
| | 67 | 0945 | 12/22/25 | 0.0 | 3.1 | 13.5 | 83.4 | 46 | -.65 | |
| | 134 | 0947 | 12/22/25 | 0.0 | 5.0 | 15.0 | 80.1 | 92 | -3.97 | |

# TABLE 8

## Probe Analysis

# Table 8

AtmAA Inc.
5107 Douglas Fir Rd., Calabasas, CA 91302 • (818) 223-3277
specialized air assessment laboratory
atmaa.com

**LABORATORY ANALYSIS REPORT**

SCAQMD Rule 1150.1 Components Analysis in Probe Tedlar Bag Sample

Report Date: November 6, 2025
Client: Waste Connections
Project Location: Chiquita Canyon Landfill
Project No.: 1150.1
Date Received: October 23, 2025
Date Analyzed: October 23-24, 2025

| AtmAA Lab No.: | 22965-1 | 22965-2 |
|---|---|---|
| Sample I.D.: | Probe GP-13/58' | Probe GP-13/87' |
| Components | *(Concentration in ppmv)* | |
| Methane | 113100 | 87400 |
| Carbon dioxide | 122250 | 98400 |
| Ethane | 16.3 | 10.1 |
| TGNMO | 159 | 254 |
| | *(Concentration in ppbv)* | |
| Hydrogen sulfide | 10750 | <80 |
| Benzene | 14.9 | 8.61 |
| Benzyl chloride | <1.30 | <1.30 |
| Chlorobenzene | <1.30 | <1.30 |
| Dichlorobenzenes* | <1.80 | <1.80 |
| 1,1-dichloroethane | <1.30 | <1.30 |
| 1,2-dichloroethane | <1.30 | <1.30 |
| 1,1-dichloroethylene | <1.30 | <1.30 |
| Dichloromethane | <2.90 | <2.90 |
| 1,2-dibromoethane | <0.80 | <0.80 |
| Perchloroethylene | 2.15 | 1.01 |
| Carbon tetrachloride | <1.60 | <1.60 |
| Toluene | 3.54 | 2.98 |
| 1,1,1-trichloroethane | <1.00 | <1.00 |
| Trichloroethene | 1.28 | <1.00 |
| Chloroform | <1.00 | <1.00 |
| Vinyl chloride | <1.00 | <1.00 |
| m+p-xylenes | 2.89 | <1.20 |
| o-xylene | 1.36 | <1.20 |

*Methane was analyzed by thermal conductivity detection/gas chromatography (TCD/GC), ASTM D1946.*
*Ethane and total gaseous non-methane organics (TGNMO) were measured by flame ionization detection/ total combustion analysis (FID/TCA) Method 25. Concentrations are reported as ppmvC.*
*Toxic air contaminants (TAC) compounds were analyzed by GC/MS, EPA TO-15.*
*Hydrogen sulfide was analyzed by SCD/GC, SCAQMD 307.91.*
** total amount containing meta, para, and ortho isomers*

Brian W. Fung
Laboratory Director

# Table 8

QUALITY ASSURANCE SUMMARY
*(Repeat Analyses)*

Project Location: Chiquita Canyon Landfill
Date Received: October 23, 2025
Date Analyzed: October 23-24, 2025

| Components | Sample ID | Repeat Analysis Run #1 | Repeat Analysis Run #2 | Mean Conc. | % RPD |
|---|---|---|---|---|---|
| | | *(Concentration in ppmv)* | | | |
| Methane | GP-13/58' | 112800 | 113400 | 113100 | 0.53 |
| Ethane | GP-13/58' | 16.4 | 16.2 | 16.3 | 0.08 |
| TGNMO | GP-13/58' | 157 | 160 | 159 | 1.9 |
| | | *(Concentration in ppbv)* | | | |
| Hydrogen sulfide | GP-13/58' | 11300 | 10200 | 10750 | 10 |
| Benzene | GP-13/58' | 14.6 | 15.2 | 14.9 | 4.0 |
| Benzyl chloride | GP-13/58' | <1 30 | <1.30 | — | — |
| Chlorobenzene | GP-13/58' | <1.30 | <1.30 | — | — |
| Dichlorobenzenes | GP-13/58' | <1.80 | <1.80 | — | — |
| 1,1-dichloroethane | GP-13/58' | <1.30 | <1.30 | — | — |
| 1,2-dichloroethane | GP-13/58' | <1.30 | <1.30 | — | — |
| 1,1-dichloroethylene | GP-13/58' | <1.30 | <1.30 | — | — |
| Dichloromethane | GP-13/58' | <2.90 | <2.90 | — | — |
| 1,2-dibromoethane | GP-13/58' | <0.80 | <0.80 | — | — |
| Perchloroethylene | GP-13/58' | 2.08 | 2.22 | 2.15 | 6.5 |
| Carbon tetrachloride | GP-13/58' | <1.60 | <1.60 | — | — |
| Toluene | GP-13/58' | 3.38 | 3.69 | 3.54 | 8.8 |
| 1,1,1-trichloroethane | GP-13/58' | <1.00 | <1.00 | — | — |
| Trichloroethene | GP-13/58' | 1.26 | 1.30 | 1.28 | 3.1 |
| Chloroform | GP-13/58' | <1.00 | <1.00 | — | — |
| Vinyl chloride | GP-13/58' | <1.00 | <1.00 | — | — |
| m+p-xylenes | GP-13/58' | 2.76 | 3.02 | 2.89 | 9.0 |
| o-xylene | GP-13/58' | 1.32 | 1.39 | 1.36 | 5.2 |

*Two Tedlar bag samples, laboratory numbers 22965-(1-2), were analyzed for SCAQMD Rule 1150.1 components, methane, and total gaseous non-methane organics (TGNMO). Agreement between repeat analyses is a measure of precision and is shown above in the column "% RPD". The average % RPD from mean for 10 repeat measurements from 2 Tedlar bag samples is 4.9%.*





Table 8

# CHAIN OF CUSTODY RECORD

| | |
|---|---|
| **Client/Project Name:** Waste Connections / Chiquita Canyon Landfill | **Project Location:** Valencia |
| **Project No.:** 1150.1 | **Field Logbook No.:** |
| **Sampler: (Print):** Robert Johns | **(Signature):** [signature] |
| **No. Of Containers:** 2 | |

**ANALYSES**

| Sample No./ Identification | Date | Time | Lab Sample Number | Type of Sample | 1150.1 Toxic List | Methane | TMMHC | | | Remarks |
|---|---|---|---|---|---|---|---|---|---|---|
| GP-13/58' | 10-22-25 | 0905-0915 | 22965-1 | Probe | X | X | X | | | |
| GP-13/87' | 10-22-25 | 0915-0925 | -2 | Probe | X | X | X | | | |
| | | | | | | | | | | |
| | | | | | | | | | | |
| | | | | | | | | | | |
| | | | | | | | | | | |
| | | | | | | | | | | |
| | | | | | | | | | | |

| Relinquished by: (Signature) | Date | Time | Received by: (Signature) | Date | Time |
|---|---|---|---|---|---|
| [signature] | 10-23-25 | 0747 | | | |
| **Relinquished by: (Signature)** | **Date** | **Time** | **Received by: (Signature)** | **Date** | **Time** |
| | | | | | |
| **Relinquished by: (Signature)** | **Date** | **Time** | **Received for Laboratory: (Signature)** | **Date** | **Time** |
| | | | [signature] | 10/23/25 | 7:47 |
| **Sample Disposal Method:** | **Disposed of by: (Signature)** | | | **Date** | **Time** |
| | | | | | |

**Sample Collector**

RES Environmental Inc.
865 Via Lata • Colton, California 92324
(909) 422-1001 Fax (909) 422-0707

**Analytical Laboratory**

ATMAA

# Table 8

AtmAA Inc
5107 Douglas Fir Rd., Calabasas, CA 91302 • (818) 223-3277
specialized air assessment laboratory
atmaa.com

**LABORATORY ANALYSIS REPORT**

SCAQMD Rule 1150.1 Components Analysis in Probe Tedlar Bag Sample

Report Date: December 1, 2025
Client: Waste Connections
Project Location: Chiquita Canyon Landfill
Project No.: 1150.1
Date Received: November 12, 2025
Date Analyzed: November 12, 2025

| AtmAA Lab No.: | 23165-24 | 23165-25 |
|---|---|---|
| Sample I.D.: | Probe GP-15/40' | Probe GP-15/60' |
| Components | *(Concentration in ppmv)* | |
| Methane | 82600 | 174600 |
| Carbon dioxide | 259850 | 371600 |
| Ethane | 48.4 | 172 |
| TGNMO | 638 | 2360 |
| | *(Concentration in ppbv)* | |
| Hydrogen sulfide | <80 | 520 |
| Benzene | 455 | 1490 |
| Benzyl chloride | <1.20 | <20 |
| Chlorobenzene | 1.51 | <20 |
| Dichlorobenzenes* | 6.33 | <30 |
| 1,1-dichloroethane | <1.30 | <20 |
| 1,2-dichloroethane | <1.30 | <20 |
| 1,1-dichloroethylene | <1.30 | <20 |
| Dichloromethane | <2.90 | <45 |
| 1,2-dibromoethane | <0.80 | <15 |
| Perchloroethylene | 1.31 | <15 |
| Carbon tetrachloride | <1.60 | <25 |
| Toluene | 50.8 | 250 |
| 1,1,1-trichloroethane | <1.00 | <15 |
| Trichloroethene | 1.38 | <15 |
| Chloroform | <1.00 | <15 |
| Vinyl chloride | <1.00 | <15 |
| m+p-xylenes | 17.5 | 96.8 |
| o-xylene | 4.23 | 22.0 |

*Methane was analyzed by thermal conductivity detection/gas chromatography (TCD/GC), ASTM D1946.*
*Ethane and total gaseous non-methane organics (TGNMO) were measured by flame ionization detection/ total combustion analysis (FID/TCA) Method 25. Concentrations are reported as ppmvC.*
*Toxic air contaminants (TAC) compounds were analyzed by GC/MS, EPA TO-15.*
*Hydrogen sulfide was analyzed by SCD/GC, SCAQMD 307.91.*
** total amount containing meta, para, and ortho isomers*

Brian W. Fung
Laboratory Director

# Table 8

QUALITY ASSURANCE SUMMARY
*(Repeat Analyses)*

Project Location: Chiquita Canyon Landfill
Date Received: November 12, 2025
Date Analyzed: November 12, 2025

| Components | Sample ID | Repeat Analysis Run #1 | Repeat Analysis Run #2 | Mean Conc. | % RPD |
|---|---|---|---|---|---|
| | | *(Concentration in ppmv)* | | | |
| Methane | GP-15/40' | 82600 | 82600 | 82600 | 0.00 |
| Ethane | GP-15/40' | 48.9 | 47.8 | 48.4 | 0.12 |
| TGNMO | GP-15/40' | 630 | 645 | 638 | 2.4 |
| | | *(Concentration in ppbv)* | | | |
| Hydrogen sulfide | GP-15/40' | <80 | <80 | --- | --- |
| Benzene | GP-15/40' | 441 | 468 | 455 | 5.9 |
| Benzyl chloride | GP-15/40' | <1.20 | <1.20 | --- | --- |
| Chlorobenzene | GP-15/40' | 1.60 | 1.41 | 1.51 | 13 |
| Dichlorobenzenes | GP-15/40' | 6.54 | 6.11 | 6.33 | 6.8 |
| 1,1-dichloroethane | GP-15/40' | <1.30 | <1.30 | --- | --- |
| 1,2-dichloroethane | GP-15/40' | <1.30 | <1.30 | --- | --- |
| 1,1-dichloroethylene | GP-15/40' | <1.30 | <1.30 | --- | --- |
| Dichloromethane | GP-15/40' | <2.90 | <2.90 | --- | --- |
| 1,2-dibromoethane | GP-15/40' | <0.80 | <0.80 | --- | --- |
| Perchloroethylene | GP-15/40' | 1.36 | 1.26 | 1.31 | 7.6 |
| Carbon tetrachloride | GP-15/40' | <1.60 | <1.60 | --- | --- |
| Toluene | GP-15/40' | 49.3 | 52.2 | 50.8 | 5.7 |
| 1,1,1-trichloroethane | GP-15/40' | <1.00 | <1.00 | --- | --- |
| Trichloroethene | GP-15/40' | 1.38 | 1.38 | 1.38 | 0.00 |
| Chloroform | GP-15/40' | <1.00 | <1.00 | --- | --- |
| Vinyl chloride | GP-15/40' | <1.00 | <1.00 | --- | --- |
| m+p-xylenes | GP-15/40' | 16.9 | 18.0 | 17.5 | 6.3 |
| o-xylene | GP-15/40' | 4.14 | 4.32 | 4.23 | 4.3 |

*Two Tedlar bag samples, laboratory numbers 23165-(24-25), were analyzed for SCAQMD Rule 1150.1 components, methane, and total gaseous non-methane organics (TGNMO). Agreement between repeat analyses is a measure of precision and is shown above in the column "% RPD". The average % RPD from mean for 11 repeat measurements from 2 Tedlar bag samples is 4.7%.*





# CHAIN OF CUSTODY RECORD

| Client/Project Name | Project Location | ANALYSES |
|---|---|---|
| Waste Connections / Chiquita Canyon Landfill | Valencia | |
| **Project No.** 1150.1 | **Field Logbook No.** | |
| **Sampler: (Print)** Robert Jolley | **(Signature)** | **No. Of Containers** 2 |

| Sample No./ Identification | Date | Time | Lab Sample Number | Type of Sample | 1150.1 Toxic List | Methane | TPH/HC | | | Remarks |
|---|---|---|---|---|---|---|---|---|---|---|
| GP-15/40' | 11-11-25 | 1330-1340 | 23165-24 | Probe | X | X | X | | | Title 22 |
| GP-15/60' | 11-11-25 | 1340-1350 | -25 | Probe | X | X | X | | | Title 22 |
| | | | | | | | | | | |
| | | | | | | | | | | |
| | | | | | | | | | | |
| | | | | | | | | | | |
| | | | | | | | | | | |
| | | | | | | | | | | |

| | | | | | |
|---|---|---|---|---|---|
| **Relinquished by: (Signature)** | **Date** 11-12-25 | **Time** 10:35 | **Received by: (Signature)** | **Date** | **Time** |
| **Relinquished by: (Signature)** | **Date** | **Time** | **Received by: (Signature)** | **Date** | **Time** |
| **Relinquished by: (Signature)** | **Date** | **Time** | **Received for Laboratory: (Signature)** | **Date** 11-12-25 | **Time** 10:45 |
| **Sample Disposal Method:** | **Disposed of by: (Signature)** | | | **Date** | **Time** |

**Sample Collector**

RES Environmental Inc.
865 Via Lata • Colton, California 92324
(909) 422-1001 Fax (909) 422-0707

**Analytical Laboratory**

ATMAA

# TABLE 9

## Chiquita Canyon Landfill

## Probe Readings

## Fourth Quarter 2025

# Chiquita Canyon Landfill - Monitoring Probes Data - 10/01/2025 to 12/31/2025

| Point Name | Record Date | CH4 (% by vol) | CO2 (% by vol) | O2 (% by vol) | Bal Gas (% by vol) | Rel Press ("H2O) | Comments |
|---|---|---|---|---|---|---|---|
| GP-5 - 10 | 10/1/2025 10:05 | 0.00 | 1.70 | 19.60 | 78.70 | 0.01 | |
| GP-5 - 10 | 10/2/2025 10:11 | 0.00 | 2.00 | 18.70 | 79.30 | 0.01 | |
| GP-5 - 10 | 10/3/2025 10:57 | 0.00 | 2.50 | 18.70 | 78.80 | 0.01 | |
| GP-5 - 10 | 10/6/2025 10:19 | 0.00 | 1.90 | 19.00 | 79.10 | 0.02 | Valve Adjustment:Reduced System Vac/Flare Down |
| GP-5 - 10 | 10/7/2025 08:10 | 0.00 | 1.70 | 19.50 | 78.80 | 0.00 | |
| GP-5 - 10 | 10/15/2025 08:21 | 0.40 | 4.50 | 19.10 | 76.00 | 0.00 | |
| GP-5 - 10 | 10/23/2025 14:26 | 0.00 | 1.80 | 19.00 | 79.20 | 0.01 | |
| GP-5 - 10 | 10/31/2025 10:02 | 0.00 | 2.50 | 18.30 | 79.20 | 0.00 | |
| GP-5 - 10 | 11/3/2025 10:23 | 0.00 | 1.90 | 19.10 | 79.00 | 0.01 | |
| GP-5 - 10 | 11/10/2025 09:34 | 0.00 | 1.10 | 19.30 | 79.60 | 0.01 | |
| GP-5 - 10 | 11/18/2025 07:13 | 0.00 | 1.70 | 18.80 | 79.50 | -0.01 | Valve Adjustment:Reduced System Vac/Flare Down |
| GP-5 - 10 | 11/24/2025 10:03 | 0.00 | 1.60 | 15.60 | 82.80 | 0.01 | Valve Adjustment:Reduced System Vac/Flare Down |
| GP-5 - 10 | 12/1/2025 09:50 | 0.00 | 1.90 | 14.10 | 84.00 | 0.01 | |
| GP-5 - 10 | 12/9/2025 12:49 | 0.00 | 3.40 | 12.70 | 83.90 | 0.00 | |
| GP-5 - 10 | 12/18/2025 09:55 | 0.00 | 4.30 | 11.50 | 84.20 | 0.01 | |
| GP-5 - 10 | 12/22/2025 09:31 | 0.00 | 5.20 | 12.00 | 82.80 | -0.01 | |
| GP-5 - 10 | 12/29/2025 09:15 | 0.00 | 2.50 | 15.30 | 82.20 | -0.01 | Valve Adjustment:Reduced System Vac/Flare Down |
| GP-5 - 45 | 10/1/2025 10:08 | 0.00 | 2.00 | 19.70 | 78.30 | -0.02 | |
| GP-5 - 45 | 10/2/2025 10:14 | 0.00 | 2.00 | 19.00 | 79.00 | -0.01 | |
| GP-5 - 45 | 10/3/2025 11:00 | 0.00 | 3.30 | 18.20 | 78.50 | 0.01 | |
| GP-5 - 45 | 10/6/2025 10:22 | 0.00 | 3.50 | 18.10 | 78.40 | -0.01 | Valve Adjustment:Reduced System Vac/Flare Down |
| GP-5 - 45 | 10/7/2025 08:14 | 0.00 | 2.00 | 19.60 | 78.40 | -0.09 | |
| GP-5 - 45 | 10/15/2025 08:30 | 0.00 | 0.60 | 20.80 | 78.60 | -0.12 | |
| GP-5 - 45 | 10/23/2025 14:29 | 0.00 | 4.30 | 17.30 | 78.40 | 0.07 | |
| GP-5 - 45 | 10/31/2025 10:05 | 0.00 | 1.80 | 18.70 | 79.50 | -0.06 | Valve Adjustment:Reduced System Vac/Flare Down |
| GP-5 - 45 | 11/3/2025 10:27 | 0.00 | 1.90 | 19.20 | 78.90 | 0.01 | |
| GP-5 - 45 | 11/10/2025 09:37 | 0.00 | 0.90 | 19.90 | 79.20 | -0.01 | |
| GP-5 - 45 | 11/18/2025 07:17 | 0.00 | 5.30 | 16.60 | 78.10 | -0.04 | Valve Adjustment:Reduced System Vac/Flare Down |
| GP-5 - 45 | 11/24/2025 10:06 | 0.00 | 1.60 | 18.30 | 80.10 | 0.00 | Valve Adjustment:Reduced System Vac/Flare Down |
| GP-5 - 45 | 12/1/2025 09:53 | 0.00 | 1.20 | 19.30 | 79.50 | -0.09 | |
| GP-5 - 45 | 12/9/2025 12:52 | 0.00 | 8.40 | 11.40 | 80.20 | 0.12 | |
| GP-5 - 45 | 12/18/2025 09:58 | 0.00 | 5.10 | 14.80 | 80.10 | 0.02 | |

# Chiquita Canyon Landfill - Monitoring Probes Data - 10/01/2025 to 12/31/2025

| Point Name | Record Date | CH4 (% by vol) | CO2 (% by vol) | O2 (% by vol) | Bal Gas (% by vol) | Rel Press ("H2O) | Comments |
|---|---|---|---|---|---|---|---|
| GP-5 - 45 | 12/22/2025 09:34 | 0.00 | 4.60 | 14.50 | 80.90 | -0.03 | |
| GP-5 - 45 | 12/29/2025 09:19 | 0.00 | 0.70 | 19.50 | 79.80 | -0.09 | Valve Adjustment:Reduced System Vac/Flare Down |
| GP-5 - 93 | 10/1/2025 10:13 | 0.00 | 10.80 | 5.10 | 84.10 | -0.14 | |
| GP-5 - 93 | 10/2/2025 10:19 | 0.00 | 10.50 | 5.00 | 84.50 | -0.16 | |
| GP-5 - 93 | 10/3/2025 11:03 | 0.00 | 10.30 | 5.20 | 84.50 | -0.04 | |
| GP-5 - 93 | 10/6/2025 10:26 | 0.00 | 10.20 | 5.10 | 84.70 | -0.12 | Valve Adjustment:Reduced System Vac/Flare Down |
| GP-5 - 93 | 10/7/2025 08:17 | 0.00 | 10.80 | 5.20 | 84.00 | -0.34 | |
| GP-5 - 93 | 10/15/2025 08:39 | 0.00 | 10.00 | 5.70 | 84.30 | -0.53 | |
| GP-5 - 93 | 10/23/2025 14:33 | 0.00 | 9.50 | 7.30 | 83.20 | 0.24 | |
| GP-5 - 93 | 10/31/2025 10:09 | 0.00 | 9.50 | 7.10 | 83.40 | -0.26 | |
| GP-5 - 93 | 11/3/2025 10:34 | 0.00 | 9.30 | 6.80 | 83.90 | -0.01 | |
| GP-5 - 93 | 11/10/2025 09:40 | 0.00 | 9.10 | 8.10 | 82.80 | -0.13 | |
| GP-5 - 93 | 11/18/2025 07:24 | 0.00 | 9.70 | 7.40 | 82.90 | -0.23 | Valve Adjustment:Reduced System Vac/Flare Down |
| GP-5 - 93 | 11/24/2025 10:11 | 0.00 | 9.60 | 7.10 | 83.30 | -0.07 | Valve Adjustment:Reduced System Vac/Flare Down |
| GP-5 - 93 | 12/1/2025 10:00 | 0.00 | 6.80 | 10.50 | 82.70 | -0.40 | |
| GP-5 - 93 | 12/9/2025 12:56 | 0.00 | 9.80 | 7.60 | 82.60 | 0.41 | |
| GP-5 - 93 | 12/18/2025 10:02 | 0.00 | 9.70 | 6.80 | 83.50 | -0.03 | |
| GP-5 - 93 | 12/22/2025 09:38 | 0.00 | 9.90 | 6.80 | 83.30 | -0.18 | |
| GP-5 - 93 | 12/29/2025 09:22 | 0.00 | 10.00 | 7.00 | 83.00 | -0.37 | Valve Adjustment:Reduced System Vac/Flare Down |
| GP-6 - 10 | 10/3/2025 14:00 | 0.00 | 1.50 | 20.80 | 77.70 | 0.03 | |
| GP-6 - 10 | 10/17/2025 13:34 | 0.00 | 0.20 | 20.50 | 79.30 | -0.03 | |
| GP-6 - 10 | 10/31/2025 10:46 | 0.00 | 1.20 | 19.60 | 79.20 | 0.00 | Valve Adjustment:Reduced System Vac/Flare Down |
| GP-6 - 10 | 11/10/2025 12:41 | 0.00 | 0.20 | 20.40 | 79.40 | 0.00 | |
| GP-6 - 10 | 11/24/2025 12:23 | 0.00 | 1.30 | 20.00 | 78.70 | 0.01 | Valve Adjustment:Reduced System Vac/Flare Down |
| GP-6 - 10 | 12/9/2025 13:28 | 0.00 | 0.90 | 20.40 | 78.70 | 0.00 | |
| GP-6 - 10 | 12/22/2025 12:13 | 0.00 | 0.30 | 19.80 | 79.90 | 0.00 | |
| GP-6 - 30 | 10/3/2025 14:02 | 0.00 | 0.50 | 20.90 | 78.60 | 0.03 | |
| GP-6 - 30 | 10/17/2025 13:36 | 0.00 | 0.40 | 20.30 | 79.30 | 0.00 | |
| GP-6 - 30 | 10/31/2025 10:48 | 0.00 | 0.50 | 19.50 | 80.00 | 0.01 | |
| GP-6 - 30 | 11/10/2025 12:43 | 0.00 | 0.40 | 20.10 | 79.50 | 0.03 | |
| GP-6 - 30 | 11/24/2025 12:25 | 0.00 | 0.50 | 20.30 | 79.20 | 0.02 | Valve Adjustment:Reduced System Vac/Flare Down |
| GP-6 - 30 | 12/9/2025 13:30 | 0.00 | 0.50 | 20.40 | 79.10 | 0.00 | |

# Chiquita Canyon Landfill - Monitoring Probes Data - 10/01/2025 to 12/31/2025

| Point Name | Record Date | CH4 (% by vol) | CO2 (% by vol) | O2 (% by vol) | Bal Gas (% by vol) | Rel Press ("H2O) | Comments |
|---|---|---|---|---|---|---|---|
| GP-6 - 30 | 12/22/2025 12:15 | 0.00 | 0.50 | 19.60 | 79.90 | 0.04 | |
| GP-6 - 60 | 10/3/2025 14:05 | 0.00 | 0.20 | 21.30 | 78.50 | 0.43 | |
| GP-6 - 60 | 10/17/2025 13:38 | 0.00 | 0.20 | 20.80 | 79.00 | 0.14 | |
| GP-6 - 60 | 10/31/2025 10:51 | 0.00 | 0.20 | 20.00 | 79.80 | -0.11 | |
| GP-6 - 60 | 11/10/2025 12:47 | 0.00 | 0.10 | 20.80 | 79.10 | 0.31 | |
| GP-6 - 60 | 11/24/2025 12:28 | 0.00 | 0.20 | 21.10 | 78.70 | 0.25 | Valve Adjustment:Reduced System Vac/Flare Down |
| GP-6 - 60 | 12/9/2025 13:33 | 0.00 | 0.20 | 21.20 | 78.60 | 0.38 | |
| GP-6 - 60 | 12/22/2025 12:18 | 0.00 | 0.20 | 20.70 | 79.10 | 0.44 | |
| GP-7 - 10 | 10/3/2025 14:10 | 0.00 | 0.20 | 21.20 | 78.60 | 0.01 | |
| GP-7 - 10 | 10/17/2025 11:12 | 0.00 | 0.40 | 20.40 | 79.20 | 0.00 | |
| GP-7 - 10 | 10/31/2025 10:57 | 0.00 | 0.20 | 20.00 | 79.80 | 0.00 | Valve Adjustment:Reduced System Vac/Flare Down |
| GP-7 - 10 | 11/10/2025 12:53 | 0.00 | 0.20 | 20.80 | 79.00 | 0.01 | |
| GP-7 - 10 | 11/24/2025 12:36 | 0.00 | 0.30 | 20.00 | 79.70 | 0.01 | Valve Adjustment:Reduced System Vac/Flare Down |
| GP-7 - 10 | 12/9/2025 13:38 | 0.00 | 0.30 | 20.60 | 79.10 | 0.02 | |
| GP-7 - 10 | 12/22/2025 12:24 | 0.00 | 0.30 | 20.30 | 79.40 | 0.01 | |
| GP-7 - 30 | 10/3/2025 14:13 | 0.00 | 1.40 | 19.10 | 79.50 | 0.04 | |
| GP-7 - 30 | 10/17/2025 11:14 | 0.00 | 1.40 | 19.50 | 79.10 | 0.07 | |
| GP-7 - 30 | 10/31/2025 10:59 | 0.00 | 1.20 | 19.00 | 79.80 | -0.02 | |
| GP-7 - 30 | 11/10/2025 12:55 | 0.00 | 1.20 | 19.80 | 79.00 | 0.02 | |
| GP-7 - 30 | 11/24/2025 12:38 | 0.00 | 1.20 | 20.10 | 78.70 | 0.02 | Valve Adjustment:Reduced System Vac/Flare Down |
| GP-7 - 30 | 12/9/2025 13:40 | 0.00 | 1.20 | 20.20 | 78.60 | 0.00 | |
| GP-7 - 30 | 12/22/2025 12:27 | 0.00 | 1.20 | 19.90 | 78.90 | 0.05 | |
| GP-7 - 60 | 10/3/2025 14:16 | 0.00 | 3.00 | 14.50 | 82.50 | 0.31 | |
| GP-7 - 60 | 10/17/2025 11:18 | 0.00 | 2.80 | 14.60 | 82.60 | -0.06 | |
| GP-7 - 60 | 10/31/2025 11:02 | 0.00 | 2.80 | 14.20 | 83.00 | -0.17 | |
| GP-7 - 60 | 11/10/2025 12:58 | 0.00 | 2.70 | 15.30 | 82.00 | 0.28 | |
| GP-7 - 60 | 11/24/2025 12:41 | 0.00 | 2.70 | 15.40 | 81.90 | 0.24 | Valve Adjustment:Reduced System Vac/Flare Down |
| GP-7 - 60 | 12/9/2025 13:43 | 0.00 | 2.90 | 15.40 | 81.70 | 0.38 | |
| GP-7 - 60 | 12/22/2025 12:30 | 0.00 | 2.80 | 15.20 | 82.00 | 0.39 | |
| GP-8 - 10 | 10/2/2025 11:10 | 0.00 | 0.10 | 20.40 | 79.50 | 0.01 | |
| GP-8 - 10 | 11/5/2025 13:07 | 0.00 | 0.30 | 21.20 | 78.50 | 0.00 | |
| GP-8 - 10 | 12/5/2025 10:13 | 0.00 | 0.30 | 19.00 | 80.70 | 0.00 | |

# Chiquita Canyon Landfill - Monitoring Probes Data - 10/01/2025 to 12/31/2025

| Point Name | Record Date | CH4 (% by vol) | CO2 (% by vol) | O2 (% by vol) | Bal Gas (% by vol) | Rel Press ("H2O) | Comments |
|---|---|---|---|---|---|---|---|
| GP-8 - 60 | 10/2/2025 11:14 | 0.00 | 0.70 | 16.90 | 82.40 | 0.03 | |
| GP-8 - 60 | 11/5/2025 13:11 | 0.00 | 0.70 | 18.40 | 80.90 | 0.06 | |
| GP-8 - 60 | 12/5/2025 10:17 | 0.00 | 0.70 | 17.20 | 82.10 | 0.02 | |
| GP-8 - 120 | 10/2/2025 11:19 | 0.00 | 1.10 | 14.80 | 84.10 | -0.23 | |
| GP-8 - 120 | 11/5/2025 13:18 | 0.00 | 0.60 | 18.40 | 81.00 | -0.52 | |
| GP-8 - 120 | 12/5/2025 10:22 | 0.00 | 0.70 | 16.00 | 83.30 | -0.03 | |
| GP-9 - 25 | 10/2/2025 13:30 | 0.00 | 12.40 | 8.80 | 78.80 | 0.28 | |
| GP-9 - 25 | 11/5/2025 13:27 | 0.00 | 11.80 | 9.40 | 78.80 | 0.29 | |
| GP-9 - 25 | 12/5/2025 12:04 | 0.00 | 12.10 | 9.30 | 78.60 | 0.73 | |
| GP-9 - 55 | 10/2/2025 13:34 | 0.00 | 9.10 | 10.70 | 80.20 | 0.32 | |
| GP-9 - 55 | 11/5/2025 13:31 | 0.00 | 7.00 | 12.80 | 80.20 | 0.36 | |
| GP-9 - 55 | 12/5/2025 12:08 | 0.00 | 8.30 | 11.80 | 79.90 | 0.77 | |
| GP-9 - 83 | 10/2/2025 13:40 | 0.00 | 0.60 | 20.70 | 78.70 | 0.03 | |
| GP-9 - 83 | 11/5/2025 13:36 | 0.00 | 0.10 | 20.80 | 79.10 | 0.03 | |
| GP-9 - 83 | 12/5/2025 12:12 | 0.00 | 3.20 | 16.10 | 80.70 | 0.07 | |
| GP-A - 10 | 10/27/2025 10:10 | 0.00 | 0.20 | 19.90 | 79.90 | -0.39 | |
| GP-A - 10 | 11/25/2025 11:20 | 0.00 | 0.00 | 20.80 | 79.20 | -2.39 | |
| GP-A - 10 | 12/12/2025 10:12 | 0.00 | 0.40 | 20.00 | 79.60 | -4.12 | |
| GP-A - 51 | 10/27/2025 10:14 | 0.00 | 0.00 | 19.90 | 80.10 | -1.81 | |
| GP-A - 51 | 11/25/2025 11:24 | 0.00 | 0.10 | 20.60 | 79.30 | -2.74 | |
| GP-A - 51 | 12/12/2025 10:17 | 0.00 | 0.00 | 20.00 | 80.00 | -4.77 | |
| GP-A - 102 | 10/27/2025 10:19 | 0.00 | 0.00 | 19.90 | 80.10 | -0.03 | |
| GP-A - 102 | 11/25/2025 11:30 | 0.00 | 0.00 | 20.90 | 79.10 | -0.06 | |
| GP-A - 102 | 12/12/2025 10:21 | 0.00 | 0.00 | 20.10 | 79.90 | -0.03 | |
| GP-A - 151.5 | 10/27/2025 10:24 | 0.00 | 0.00 | 19.90 | 80.10 | -0.31 | |
| GP-A - 151.5 | 11/25/2025 11:36 | 0.00 | 0.00 | 20.90 | 79.10 | -0.43 | |
| GP-A - 151.5 | 12/12/2025 10:25 | 0.00 | 0.00 | 20.00 | 80.00 | -0.70 | |
| GP-10 - 22 | 10/20/2025 13:45 | 0.00 | 4.40 | 15.30 | 80.30 | 0.24 | |
| GP-10 - 22 | 11/25/2025 11:48 | 0.00 | 4.10 | 15.80 | 80.10 | 0.17 | |
| GP-10 - 22 | 12/12/2025 10:33 | 0.00 | 1.10 | 16.90 | 82.00 | 0.04 | |
| GP-10 - 37 | 10/20/2025 13:48 | 0.00 | 15.00 | 2.10 | 82.90 | 0.45 | |
| GP-10 - 37 | 11/25/2025 11:52 | 0.00 | 14.30 | 4.00 | 81.70 | 0.02 | |

# Chiquita Canyon Landfill - Monitoring Probes Data - 10/01/2025 to 12/31/2025

| Point Name | Record Date | CH4 (% by vol) | CO2 (% by vol) | O2 (% by vol) | Bal Gas (% by vol) | Rel Press ("H2O) | Comments |
|---|---|---|---|---|---|---|---|
| GP-10 - 37 | 12/12/2025 10:36 | 0.00 | 14.10 | 1.80 | 84.10 | -0.49 | |
| GP-10 - 63 | 10/20/2025 13:52 | 0.00 | 15.20 | 1.00 | 83.80 | 0.45 | |
| GP-10 - 63 | 11/25/2025 11:55 | 0.00 | 14.70 | 2.00 | 83.30 | 0.09 | |
| GP-10 - 63 | 12/12/2025 10:39 | 0.00 | 15.30 | 0.80 | 83.90 | -0.42 | |
| GP-10 - 87 | 10/20/2025 13:56 | 0.00 | 11.70 | 5.10 | 83.20 | 0.52 | |
| GP-10 - 87 | 11/25/2025 11:59 | 0.00 | 11.00 | 6.00 | 83.00 | 0.12 | |
| GP-10 - 87 | 12/12/2025 10:43 | 0.00 | 11.20 | 5.20 | 83.60 | -0.40 | |
| GP-11 - 10 | 10/1/2025 07:57 | 0.10 | 0.20 | 20.70 | 79.00 | -0.48 | |
| GP-11 - 10 | 10/2/2025 08:03 | 0.00 | 0.10 | 20.90 | 79.00 | -0.42 | |
| GP-11 - 10 | 10/3/2025 08:20 | 0.00 | 0.10 | 20.90 | 79.00 | -0.29 | |
| GP-11 - 10 | 10/6/2025 07:56 | 0.00 | 0.10 | 20.70 | 79.20 | -0.40 | |
| GP-11 - 10 | 10/7/2025 08:43 | 0.00 | 0.80 | 20.40 | 78.80 | -0.50 | |
| GP-11 - 10 | 10/8/2025 07:55 | 0.00 | 0.10 | 21.10 | 78.80 | -0.61 | |
| GP-11 - 10 | 10/9/2025 08:22 | 0.00 | 0.10 | 20.90 | 79.00 | -0.57 | |
| GP-11 - 10 | 10/10/2025 08:08 | 0.00 | 0.10 | 20.90 | 79.00 | -0.47 | |
| GP-11 - 10 | 10/13/2025 09:17 | 0.00 | 0.20 | 21.00 | 78.80 | -0.53 | |
| GP-11 - 10 | 10/14/2025 08:14 | 0.00 | 0.20 | 21.10 | 78.70 | -0.24 | |
| GP-11 - 10 | 10/15/2025 09:22 | 0.00 | 7.90 | 19.00 | 73.10 | -0.63 | |
| GP-11 - 10 | 10/16/2025 09:28 | 0.00 | 0.20 | 20.30 | 79.50 | -0.37 | |
| GP-11 - 10 | 10/17/2025 09:49 | 0.00 | 0.60 | 19.80 | 79.60 | -0.42 | |
| GP-11 - 10 | 10/20/2025 08:55 | 0.00 | 0.30 | 20.40 | 79.30 | -0.58 | |
| GP-11 - 10 | 10/21/2025 09:17 | 0.00 | 0.10 | 20.00 | 79.90 | -0.39 | |
| GP-11 - 10 | 10/22/2025 08:18 | 0.00 | 0.20 | 21.40 | 78.40 | -0.48 | |
| GP-11 - 10 | 10/23/2025 08:14 | 0.00 | 0.20 | 21.10 | 78.70 | -0.36 | |
| GP-11 - 10 | 10/24/2025 09:41 | 0.00 | 0.10 | 20.30 | 79.60 | -0.33 | |
| GP-11 - 10 | 10/27/2025 09:29 | 0.00 | 0.20 | 20.10 | 79.70 | -0.32 | |
| GP-11 - 10 | 10/28/2025 09:20 | 0.00 | 0.10 | 20.30 | 79.60 | -0.52 | |
| GP-11 - 10 | 10/29/2025 09:21 | 0.00 | 0.10 | 20.40 | 79.50 | -0.61 | |
| GP-11 - 10 | 10/30/2025 08:01 | 0.00 | 0.10 | 21.20 | 78.70 | -0.41 | |
| GP-11 - 10 | 10/31/2025 09:03 | 0.00 | 0.10 | 20.80 | 79.10 | -0.63 | |
| GP-11 - 10 | 11/3/2025 08:15 | 0.00 | 0.00 | 21.60 | 78.40 | -0.68 | |
| GP-11 - 10 | 11/4/2025 07:55 | 0.00 | 0.00 | 20.90 | 79.10 | -0.70 | |

# Chiquita Canyon Landfill - Monitoring Probes Data - 10/01/2025 to 12/31/2025

| Point Name | Record Date | CH4 (% by vol) | CO2 (% by vol) | O2 (% by vol) | Bal Gas (% by vol) | Rel Press ("H2O) | Comments |
|---|---|---|---|---|---|---|---|
| GP-11 - 10 | 11/5/2025 07:42 | 0.00 | 0.50 | 21.60 | 77.90 | -0.68 | |
| GP-11 - 10 | 11/6/2025 07:50 | 0.00 | 0.10 | 21.00 | 78.90 | -0.58 | |
| GP-11 - 10 | 11/7/2025 08:15 | 0.00 | 0.10 | 20.90 | 79.00 | -0.42 | |
| GP-11 - 10 | 11/10/2025 08:43 | 0.00 | 0.00 | 20.70 | 79.30 | -0.83 | |
| GP-11 - 10 | 11/11/2025 07:43 | 0.00 | 0.10 | 20.60 | 79.30 | -0.70 | |
| GP-11 - 10 | 11/12/2025 08:09 | 0.00 | 0.10 | 20.50 | 79.40 | -0.70 | |
| GP-11 - 10 | 11/13/2025 08:59 | 0.00 | 0.10 | 20.60 | 79.30 | -0.76 | |
| GP-11 - 10 | 11/14/2025 07:06 | 0.00 | 0.00 | 21.20 | 78.80 | -0.61 | |
| GP-11 - 10 | 11/17/2025 07:20 | 0.00 | 0.10 | 20.90 | 79.00 | -0.41 | |
| GP-11 - 10 | 11/18/2025 08:04 | 0.00 | 0.20 | 22.60 | 77.20 | -0.49 | Valve Adjustment:Reduced System Vac/Flare Down |
| GP-11 - 10 | 11/19/2025 09:32 | 0.00 | 0.70 | 21.10 | 78.20 | -0.59 | Valve Adjustment:Reduced System Vac/Flare Down |
| GP-11 - 10 | 11/20/2025 08:24 | 0.00 | 0.20 | 20.60 | 79.20 | -0.51 | |
| GP-11 - 10 | 11/21/2025 09:46 | 0.00 | 0.00 | 21.00 | 79.00 | -0.78 | |
| GP-11 - 10 | 11/24/2025 08:47 | 0.00 | 0.10 | 19.70 | 80.20 | -0.60 | Valve Adjustment:Reduced System Vac/Flare Down |
| GP-11 - 10 | 11/25/2025 07:24 | 0.00 | 0.10 | 20.90 | 79.00 | -0.60 | |
| GP-11 - 10 | 11/26/2025 08:22 | 0.00 | 0.10 | 20.20 | 79.70 | -0.78 | |
| GP-11 - 10 | 12/1/2025 09:13 | 0.00 | 0.40 | 19.90 | 79.70 | -0.80 | |
| GP-11 - 10 | 12/2/2025 08:33 | 0.00 | 0.10 | 20.40 | 79.50 | -0.51 | |
| GP-11 - 10 | 12/3/2025 08:18 | 0.00 | 0.10 | 21.10 | 78.80 | -0.60 | |
| GP-11 - 10 | 12/4/2025 07:31 | 0.00 | 0.00 | 21.00 | 79.00 | -1.13 | |
| GP-11 - 10 | 12/5/2025 07:49 | 0.00 | 0.10 | 20.10 | 79.80 | -0.56 | |
| GP-11 - 10 | 12/8/2025 08:09 | 0.00 | 0.00 | 20.60 | 79.40 | -0.68 | |
| GP-11 - 10 | 12/9/2025 08:27 | 0.00 | 0.10 | 20.40 | 79.50 | -0.55 | |
| GP-11 - 10 | 12/10/2025 08:01 | 0.00 | 0.10 | 20.40 | 79.50 | -0.60 | |
| GP-11 - 10 | 12/11/2025 09:44 | 0.00 | 1.00 | 19.90 | 79.10 | -0.80 | |
| GP-11 - 10 | 12/12/2025 08:30 | 0.00 | 0.00 | 20.50 | 79.50 | -0.98 | |
| GP-11 - 10 | 12/15/2025 08:35 | 0.00 | 0.10 | 20.60 | 79.30 | -0.58 | Valve Adjustment:Reduced System Vac/Flare Down |
| GP-11 - 10 | 12/16/2025 08:00 | 0.00 | 0.10 | 20.70 | 79.20 | -0.67 | |
| GP-11 - 10 | 12/17/2025 07:19 | 0.00 | 0.10 | 20.60 | 79.30 | -0.45 | |
| GP-11 - 10 | 12/18/2025 09:03 | 0.00 | 0.00 | 20.30 | 79.70 | -0.88 | |
| GP-11 - 10 | 12/19/2025 07:17 | 0.00 | 0.00 | 21.50 | 78.50 | -0.82 | |
| GP-11 - 10 | 12/22/2025 07:11 | 0.00 | 0.00 | 21.40 | 78.60 | -0.65 | |

# Chiquita Canyon Landfill - Monitoring Probes Data - 10/01/2025 to 12/31/2025

| Point Name | Record Date | CH4 (% by vol) | CO2 (% by vol) | O2 (% by vol) | Bal Gas (% by vol) | Rel Press ("H2O) | Comments |
|---|---|---|---|---|---|---|---|
| GP-11 - 10 | 12/23/2025 08:37 | 0.00 | 0.10 | 20.60 | 79.30 | -0.68 | |
| GP-11 - 10 | 12/26/2025 07:31 | 0.00 | 0.00 | 20.60 | 79.40 | -0.84 | |
| GP-11 - 10 | 12/29/2025 06:56 | 0.00 | 0.00 | 21.10 | 78.90 | -0.87 | Valve Adjustment:Reduced System Vac/Flare Down |
| GP-11 - 10 | 12/30/2025 07:10 | 0.00 | 0.00 | 20.80 | 79.20 | -0.91 | |
| GP-11 - 10 | 12/31/2025 08:39 | 0.10 | 0.10 | 20.60 | 79.20 | -0.76 | |
| GP-11 - 70 | 10/1/2025 08:01 | 0.00 | 5.20 | 15.50 | 79.30 | -1.19 | |
| GP-11 - 70 | 10/2/2025 08:07 | 0.00 | 6.40 | 13.60 | 80.00 | -1.00 | |
| GP-11 - 70 | 10/3/2025 08:24 | 0.00 | 6.50 | 13.50 | 80.00 | -0.75 | |
| GP-11 - 70 | 10/6/2025 08:01 | 0.00 | 5.90 | 13.80 | 80.30 | -0.98 | |
| GP-11 - 70 | 10/7/2025 08:46 | 0.00 | 4.30 | 15.80 | 79.90 | -1.24 | |
| GP-11 - 70 | 10/8/2025 07:59 | 0.00 | 3.30 | 17.80 | 78.90 | -1.50 | |
| GP-11 - 70 | 10/9/2025 08:27 | 0.00 | 2.60 | 18.10 | 79.30 | -1.46 | |
| GP-11 - 70 | 10/10/2025 08:12 | 0.00 | 3.10 | 17.30 | 79.60 | -1.19 | |
| GP-11 - 70 | 10/13/2025 09:21 | 0.00 | 3.90 | 16.50 | 79.60 | -1.27 | |
| GP-11 - 70 | 10/14/2025 08:18 | 0.00 | 3.40 | 17.20 | 79.40 | -0.67 | |
| GP-11 - 70 | 10/15/2025 09:28 | 0.00 | 1.50 | 18.10 | 80.40 | -1.68 | |
| GP-11 - 70 | 10/16/2025 09:31 | 0.00 | 3.00 | 16.80 | 80.20 | -0.99 | |
| GP-11 - 70 | 10/17/2025 09:52 | 0.00 | 3.40 | 16.30 | 80.30 | -1.17 | |
| GP-11 - 70 | 10/20/2025 08:58 | 0.00 | 3.20 | 16.90 | 79.90 | -1.43 | |
| GP-11 - 70 | 10/21/2025 09:20 | 0.00 | 2.80 | 16.70 | 80.50 | -1.02 | |
| GP-11 - 70 | 10/22/2025 08:22 | 0.00 | 4.10 | 16.70 | 79.20 | -1.13 | |
| GP-11 - 70 | 10/23/2025 08:18 | 0.00 | 3.50 | 17.40 | 79.10 | -0.91 | |
| GP-11 - 70 | 10/24/2025 09:44 | 0.00 | 3.80 | 16.10 | 80.10 | -0.89 | |
| GP-11 - 70 | 10/27/2025 09:33 | 0.00 | 4.80 | 15.30 | 79.90 | -0.78 | |
| GP-11 - 70 | 10/28/2025 09:24 | 0.00 | 4.50 | 15.70 | 79.80 | -1.35 | |
| GP-11 - 70 | 10/29/2025 09:25 | 0.00 | 2.40 | 17.70 | 79.90 | -1.47 | |
| GP-11 - 70 | 10/30/2025 08:06 | 0.00 | 3.30 | 17.00 | 79.70 | -0.98 | |
| GP-11 - 70 | 10/31/2025 09:07 | 0.00 | 2.90 | 17.80 | 79.30 | -1.47 | |
| GP-11 - 70 | 11/3/2025 08:20 | 0.00 | 1.60 | 19.60 | 78.80 | -1.67 | |
| GP-11 - 70 | 11/4/2025 07:59 | 0.00 | 1.50 | 19.20 | 79.30 | -1.69 | |
| GP-11 - 70 | 11/5/2025 07:46 | 0.00 | 1.40 | 19.40 | 79.20 | -1.73 | |
| GP-11 - 70 | 11/6/2025 07:54 | 0.00 | 1.70 | 18.90 | 79.40 | -1.38 | |

# Chiquita Canyon Landfill - Monitoring Probes Data - 10/01/2025 to 12/31/2025

| Point Name | Record Date | CH4 (% by vol) | CO2 (% by vol) | O2 (% by vol) | Bal Gas (% by vol) | Rel Press ("H2O) | Comments |
|---|---|---|---|---|---|---|---|
| GP-11 - 70 | 11/7/2025 08:18 | 0.00 | 2.40 | 17.90 | 79.70 | -0.99 | |
| GP-11 - 70 | 11/10/2025 08:47 | 0.00 | 0.90 | 19.50 | 79.60 | -2.14 | |
| GP-11 - 70 | 11/11/2025 07:47 | 0.00 | 1.30 | 19.40 | 79.30 | -1.72 | |
| GP-11 - 70 | 11/12/2025 08:13 | 0.00 | 1.50 | 19.00 | 79.50 | -1.70 | |
| GP-11 - 70 | 11/13/2025 09:03 | 0.00 | 1.40 | 19.20 | 79.40 | -1.81 | |
| GP-11 - 70 | 11/14/2025 07:09 | 0.00 | 1.40 | 19.10 | 79.50 | -1.37 | |
| GP-11 - 70 | 11/17/2025 07:23 | 0.00 | 1.90 | 19.10 | 79.00 | -1.04 | |
| GP-11 - 70 | 11/18/2025 08:10 | 0.00 | 1.80 | 19.80 | 78.40 | -1.20 | Valve Adjustment:Reduced System Vac/Flare Down |
| GP-11 - 70 | 11/19/2025 09:37 | 0.00 | 1.30 | 19.20 | 79.50 | -1.57 | Valve Adjustment:Reduced System Vac/Flare Down |
| GP-11 - 70 | 11/20/2025 08:27 | 0.00 | 1.70 | 19.10 | 79.20 | -1.28 | |
| GP-11 - 70 | 11/21/2025 09:51 | 0.00 | 2.00 | 19.30 | 78.70 | -1.88 | |
| GP-11 - 70 | 11/24/2025 08:50 | 0.00 | 1.30 | 18.60 | 80.10 | -1.62 | Valve Adjustment:Reduced System Vac/Flare Down |
| GP-11 - 70 | 11/25/2025 07:27 | 0.00 | 1.60 | 19.40 | 79.00 | -1.41 | |
| GP-11 - 70 | 11/26/2025 08:26 | 0.00 | 1.40 | 18.80 | 79.80 | -1.88 | |
| GP-11 - 70 | 12/1/2025 09:16 | 0.00 | 1.70 | 18.50 | 79.80 | -1.80 | |
| GP-11 - 70 | 12/2/2025 08:36 | 0.00 | 1.80 | 18.60 | 79.60 | -1.23 | |
| GP-11 - 70 | 12/3/2025 08:22 | 0.00 | 2.40 | 18.20 | 79.40 | -1.31 | |
| GP-11 - 70 | 12/4/2025 07:35 | 0.00 | 1.00 | 20.00 | 79.00 | -2.48 | |
| GP-11 - 70 | 12/5/2025 07:52 | 0.00 | 1.40 | 18.60 | 80.00 | -1.32 | |
| GP-11 - 70 | 12/8/2025 08:14 | 0.00 | 1.30 | 19.10 | 79.60 | -1.57 | |
| GP-11 - 70 | 12/9/2025 08:31 | 0.00 | 1.50 | 18.90 | 79.60 | -1.25 | |
| GP-11 - 70 | 12/10/2025 08:04 | 0.00 | 1.60 | 18.80 | 79.60 | -1.36 | |
| GP-11 - 70 | 12/11/2025 09:48 | 0.00 | 1.40 | 18.60 | 80.00 | -1.79 | |
| GP-11 - 70 | 12/12/2025 08:33 | 0.00 | 1.30 | 19.10 | 79.60 | -2.13 | |
| GP-11 - 70 | 12/15/2025 08:39 | 0.00 | 1.80 | 18.80 | 79.40 | -1.37 | Valve Adjustment:Reduced System Vac/Flare Down |
| GP-11 - 70 | 12/16/2025 08:05 | 0.00 | 1.30 | 19.40 | 79.30 | -1.52 | |
| GP-11 - 70 | 12/17/2025 07:23 | 0.00 | 1.30 | 19.50 | 79.20 | -1.11 | |
| GP-11 - 70 | 12/18/2025 09:07 | 0.00 | 1.30 | 18.90 | 79.80 | -1.92 | |
| GP-11 - 70 | 12/19/2025 07:23 | 0.00 | 1.00 | 19.60 | 79.40 | -1.76 | |
| GP-11 - 70 | 12/22/2025 07:16 | 0.00 | 1.20 | 19.50 | 79.30 | -1.43 | |
| GP-11 - 70 | 12/23/2025 08:41 | 0.00 | 1.60 | 19.00 | 79.40 | -1.52 | |
| GP-11 - 70 | 12/26/2025 07:35 | 0.00 | 1.10 | 19.20 | 79.70 | -1.86 | |

# Chiquita Canyon Landfill - Monitoring Probes Data - 10/01/2025 to 12/31/2025

| Point Name | Record Date | CH4 (% by vol) | CO2 (% by vol) | O2 (% by vol) | Bal Gas (% by vol) | Rel Press ("H2O) | Comments |
|---|---|---|---|---|---|---|---|
| GP-11 - 70 | 12/29/2025 07:00 | 0.00 | 1.20 | 19.70 | 79.10 | -1.91 | |
| GP-11 - 70 | 12/30/2025 07:14 | 0.00 | 1.30 | 19.20 | 79.50 | -1.91 | |
| GP-11 - 70 | 12/31/2025 08:43 | 0.00 | 1.50 | 19.20 | 79.30 | -1.54 | |
| GP-11 - 141 | 10/1/2025 08:10 | 0.10 | 1.50 | 15.80 | 82.60 | -1.08 | |
| GP-11 - 141 | 10/2/2025 08:17 | 0.00 | 1.30 | 15.50 | 83.20 | -0.94 | |
| GP-11 - 141 | 10/3/2025 08:35 | 0.00 | 1.00 | 15.50 | 83.50 | -0.52 | |
| GP-11 - 141 | 10/6/2025 08:36 | 0.40 | 4.70 | 5.00 | 89.90 | -0.09 | Valve Adjustment:Reduced System Vac/Flare Down |
| GP-11 - 141 | 10/7/2025 08:56 | 0.30 | 3.70 | 7.30 | 88.70 | -0.60 | |
| GP-11 - 141 | 10/8/2025 08:08 | 0.10 | 3.30 | 9.50 | 87.10 | -1.02 | |
| GP-11 - 141 | 10/9/2025 08:36 | 0.00 | 2.60 | 11.50 | 85.90 | -1.18 | |
| GP-11 - 141 | 10/10/2025 08:22 | 0.00 | 2.90 | 10.30 | 86.80 | -0.78 | |
| GP-11 - 141 | 10/13/2025 09:31 | 0.10 | 4.40 | 6.50 | 89.00 | -0.16 | |
| GP-11 - 141 | 10/14/2025 08:26 | 0.00 | 4.30 | 7.20 | 88.50 | 0.01 | |
| GP-11 - 141 | 10/15/2025 09:36 | 0.00 | 0.00 | 20.40 | 79.60 | -2.64 | |
| GP-11 - 141 | 10/16/2025 09:38 | 0.00 | 0.00 | 20.70 | 79.30 | -1.35 | |
| GP-11 - 141 | 10/17/2025 09:58 | 0.00 | 0.00 | 20.60 | 79.40 | -1.27 | |
| GP-11 - 141 | 10/20/2025 09:04 | 0.00 | 0.00 | 20.50 | 79.50 | -1.69 | |
| GP-11 - 141 | 10/21/2025 09:30 | 0.00 | 0.10 | 20.10 | 79.80 | -1.26 | |
| GP-11 - 141 | 10/22/2025 08:34 | 0.00 | 0.00 | 20.90 | 79.10 | -1.68 | |
| GP-11 - 141 | 10/23/2025 08:23 | 0.00 | 0.00 | 21.00 | 79.00 | -0.92 | |
| GP-11 - 141 | 10/24/2025 09:49 | 0.00 | 0.00 | 20.50 | 79.50 | -0.79 | |
| GP-11 - 141 | 10/27/2025 09:39 | 0.00 | 0.00 | 20.50 | 79.50 | -0.56 | |
| GP-11 - 141 | 10/28/2025 09:30 | 0.00 | 0.00 | 21.00 | 79.00 | -1.29 | |
| GP-11 - 141 | 10/29/2025 09:29 | 0.00 | 0.00 | 20.60 | 79.40 | -1.56 | |
| GP-11 - 141 | 10/30/2025 08:12 | 0.00 | 0.00 | 20.70 | 79.30 | -0.47 | |
| GP-11 - 141 | 10/31/2025 09:12 | 0.00 | 0.00 | 21.20 | 78.80 | -0.80 | |
| GP-11 - 141 | 11/3/2025 08:30 | 0.00 | 0.00 | 21.30 | 78.70 | -1.34 | |
| GP-11 - 141 | 11/4/2025 08:04 | 0.00 | 0.00 | 20.80 | 79.20 | -1.56 | |
| GP-11 - 141 | 11/5/2025 07:52 | 0.00 | 0.00 | 20.90 | 79.10 | -2.03 | |
| GP-11 - 141 | 11/6/2025 08:00 | 0.00 | 0.00 | 21.10 | 78.90 | -1.35 | |
| GP-11 - 141 | 11/7/2025 08:23 | 0.00 | 0.00 | 21.10 | 78.90 | -0.23 | |
| GP-11 - 141 | 11/10/2025 08:52 | 0.00 | 0.00 | 20.60 | 79.40 | -2.23 | |

# Chiquita Canyon Landfill - Monitoring Probes Data - 10/01/2025 to 12/31/2025

| Point Name | Record Date | CH4 (% by vol) | CO2 (% by vol) | O2 (% by vol) | Bal Gas (% by vol) | Rel Press ("H2O) | Comments |
|---|---|---|---|---|---|---|---|
| GP-11 - 141 | 11/11/2025 07:52 | 0.00 | 0.00 | 20.80 | 79.20 | -1.36 | |
| GP-11 - 141 | 11/12/2025 08:18 | 0.00 | 0.00 | 20.80 | 79.20 | -1.04 | |
| GP-11 - 141 | 11/13/2025 09:08 | 0.00 | 0.00 | 20.90 | 79.10 | -1.12 | |
| GP-11 - 141 | 11/14/2025 07:14 | 0.00 | 0.00 | 21.10 | 78.90 | -0.33 | |
| GP-11 - 141 | 11/17/2025 07:28 | 0.00 | 0.00 | 21.80 | 78.20 | -0.46 | |
| GP-11 - 141 | 11/18/2025 08:20 | 0.00 | 0.00 | 21.50 | 78.50 | -0.53 | Valve Adjustment:Reduced System Vac/Flare Down |
| GP-11 - 141 | 11/19/2025 09:42 | 0.00 | 0.00 | 20.70 | 79.30 | -1.79 | |
| GP-11 - 141 | 11/20/2025 08:33 | 0.00 | 0.00 | 21.40 | 78.60 | -1.18 | |
| GP-11 - 141 | 11/21/2025 09:58 | 0.00 | 0.00 | 21.70 | 78.30 | -1.08 | |
| GP-11 - 141 | 11/24/2025 08:56 | 0.00 | 0.00 | 20.10 | 79.90 | -2.23 | Valve Adjustment:Reduced System Vac/Flare Down |
| GP-11 - 141 | 11/25/2025 07:33 | 0.00 | 0.00 | 21.20 | 78.80 | -1.46 | |
| GP-11 - 141 | 11/26/2025 08:31 | 0.00 | 0.00 | 20.60 | 79.40 | -1.97 | |
| GP-11 - 141 | 12/1/2025 09:21 | 0.00 | 0.00 | 20.60 | 79.40 | -1.50 | |
| GP-11 - 141 | 12/2/2025 08:41 | 0.00 | 0.00 | 20.90 | 79.10 | -1.10 | |
| GP-11 - 141 | 12/3/2025 08:30 | 0.00 | 0.00 | 20.70 | 79.30 | -0.64 | |
| GP-11 - 141 | 12/4/2025 07:42 | 0.00 | 0.00 | 21.60 | 78.40 | -1.98 | |
| GP-11 - 141 | 12/5/2025 07:58 | 0.00 | 0.00 | 20.30 | 79.70 | -1.20 | |
| GP-11 - 141 | 12/8/2025 08:19 | 0.00 | 0.00 | 20.70 | 79.30 | -1.76 | |
| GP-11 - 141 | 12/9/2025 08:37 | 0.00 | 0.00 | 21.00 | 79.00 | -1.00 | |
| GP-11 - 141 | 12/10/2025 08:09 | 0.00 | 0.00 | 20.70 | 79.30 | -0.77 | |
| GP-11 - 141 | 12/11/2025 09:56 | 0.00 | 0.00 | 20.20 | 79.80 | -0.82 | |
| GP-11 - 141 | 12/12/2025 08:39 | 0.00 | 0.00 | 20.50 | 79.50 | -1.04 | |
| GP-11 - 141 | 12/15/2025 08:44 | 0.00 | 0.00 | 20.80 | 79.20 | -1.60 | Valve Adjustment:Reduced System Vac/Flare Down |
| GP-11 - 141 | 12/16/2025 08:10 | 0.00 | 0.00 | 20.90 | 79.10 | -1.03 | |
| GP-11 - 141 | 12/17/2025 07:29 | 0.00 | 0.00 | 21.20 | 78.80 | -0.63 | |
| GP-11 - 141 | 12/18/2025 09:13 | 0.00 | 0.00 | 20.50 | 79.50 | -0.84 | |
| GP-11 - 141 | 12/19/2025 07:28 | 0.00 | 0.00 | 21.00 | 79.00 | -0.96 | |
| GP-11 - 141 | 12/22/2025 07:22 | 0.00 | 0.00 | 21.00 | 79.00 | -0.85 | |
| GP-11 - 141 | 12/23/2025 08:46 | 0.00 | 0.00 | 21.20 | 78.80 | -0.24 | |
| GP-11 - 141 | 12/26/2025 07:40 | 0.00 | 0.00 | 21.10 | 78.90 | -1.34 | |
| GP-11 - 141 | 12/29/2025 07:06 | 0.00 | 0.00 | 21.60 | 78.40 | -2.31 | Valve Adjustment:Reduced System Vac/Flare Down |
| GP-11 - 141 | 12/30/2025 07:20 | 0.00 | 0.00 | 21.30 | 78.70 | -1.74 | |

# Chiquita Canyon Landfill - Monitoring Probes Data - 10/01/2025 to 12/31/2025

| Point Name | Record Date | CH4 (% by vol) | CO2 (% by vol) | O2 (% by vol) | Bal Gas (% by vol) | Rel Press ("H2O) | Comments |
|---|---|---|---|---|---|---|---|
| GP-11 - 141 | 12/31/2025 08:49 | 0.00 | 0.00 | 21.20 | 78.80 | -0.96 | |
| GP-11 - 208 | 10/1/2025 08:22 | 0.50 | 5.40 | 8.20 | 85.90 | -1.40 | |
| GP-11 - 208 | 10/2/2025 08:28 | 0.40 | 5.40 | 7.70 | 86.50 | -1.17 | |
| GP-11 - 208 | 10/3/2025 08:47 | 0.40 | 5.50 | 8.10 | 86.00 | -0.74 | |
| GP-11 - 208 | 10/6/2025 08:47 | 0.30 | 5.10 | 7.60 | 87.00 | -0.49 | Valve Adjustment:Reduced System Vac/Flare Down |
| GP-11 - 208 | 10/7/2025 09:08 | 0.30 | 4.60 | 8.50 | 86.60 | -0.96 | |
| GP-11 - 208 | 10/8/2025 08:20 | 0.30 | 4.80 | 8.60 | 86.30 | -1.39 | |
| GP-11 - 208 | 10/9/2025 08:49 | 0.20 | 4.50 | 8.50 | 86.80 | -1.51 | |
| GP-11 - 208 | 10/10/2025 08:34 | 0.30 | 4.80 | 8.90 | 86.00 | -1.13 | |
| GP-11 - 208 | 10/13/2025 09:42 | 0.30 | 4.90 | 8.30 | 86.50 | -0.67 | |
| GP-11 - 208 | 10/14/2025 08:35 | 0.20 | 3.70 | 10.80 | 85.30 | -0.50 | |
| GP-11 - 208 | 10/15/2025 09:45 | 0.00 | 0.00 | 20.20 | 79.80 | -2.19 | |
| GP-11 - 208 | 10/16/2025 09:50 | 0.60 | 4.40 | 15.70 | 79.30 | -1.42 | |
| GP-11 - 208 | 10/17/2025 10:11 | 0.10 | 3.30 | 12.90 | 83.70 | -1.51 | |
| GP-11 - 208 | 10/20/2025 09:26 | 0.50 | 4.50 | 15.00 | 80.00 | -1.98 | |
| GP-11 - 208 | 10/21/2025 09:44 | 0.30 | 3.80 | 13.40 | 82.50 | -1.27 | |
| GP-11 - 208 | 10/22/2025 08:48 | 0.10 | 3.20 | 13.60 | 83.10 | -1.37 | |
| GP-11 - 208 | 10/23/2025 08:37 | 0.10 | 3.00 | 13.30 | 83.60 | -1.11 | |
| GP-11 - 208 | 10/24/2025 10:10 | 0.30 | 4.40 | 9.10 | 86.20 | -1.06 | |
| GP-11 - 208 | 10/27/2025 09:56 | 0.20 | 4.40 | 12.60 | 82.80 | -0.81 | |
| GP-11 - 208 | 10/28/2025 09:46 | 0.40 | 4.60 | 9.40 | 85.60 | -1.55 | |
| GP-11 - 208 | 10/29/2025 09:40 | 0.30 | 4.00 | 9.20 | 86.50 | -1.99 | |
| GP-11 - 208 | 10/30/2025 08:26 | 0.40 | 4.20 | 9.40 | 86.00 | -0.83 | |
| GP-11 - 208 | 10/31/2025 09:23 | 0.30 | 3.70 | 9.90 | 86.10 | -1.24 | |
| GP-11 - 208 | 11/3/2025 08:44 | 0.30 | 4.20 | 7.90 | 87.60 | -1.75 | |
| GP-11 - 208 | 11/4/2025 08:20 | 0.30 | 3.50 | 10.50 | 85.70 | -1.99 | |
| GP-11 - 208 | 11/5/2025 08:06 | 0.20 | 4.20 | 10.00 | 85.60 | -2.42 | |
| GP-11 - 208 | 11/6/2025 08:12 | 0.20 | 3.80 | 10.40 | 85.60 | -1.68 | |
| GP-11 - 208 | 11/7/2025 08:36 | 0.40 | 4.10 | 10.90 | 84.60 | -0.65 | |
| GP-11 - 208 | 11/10/2025 09:07 | 0.10 | 2.50 | 12.70 | 84.70 | -2.53 | |
| GP-11 - 208 | 11/11/2025 08:05 | 0.20 | 3.30 | 11.40 | 85.10 | -1.82 | |
| GP-11 - 208 | 11/12/2025 08:33 | 0.30 | 3.40 | 11.20 | 85.10 | -1.57 | |

# Chiquita Canyon Landfill - Monitoring Probes Data - 10/01/2025 to 12/31/2025

| Point Name | Record Date | CH4 (% by vol) | CO2 (% by vol) | O2 (% by vol) | Bal Gas (% by vol) | Rel Press ("H2O) | Comments |
|---|---|---|---|---|---|---|---|
| GP-11 - 208 | 11/13/2025 09:22 | 0.20 | 3.00 | 12.40 | 84.40 | -1.61 | |
| GP-11 - 208 | 11/14/2025 07:24 | 0.30 | 3.10 | 11.90 | 84.70 | -0.94 | |
| GP-11 - 208 | 11/17/2025 07:39 | 0.30 | 3.30 | 10.90 | 85.50 | -0.66 | |
| GP-11 - 208 | 11/18/2025 08:39 | 0.20 | 2.80 | 13.70 | 83.30 | -0.79 | Valve Adjustment:Reduced System Vac/Flare Down |
| GP-11 - 208 | 11/19/2025 09:51 | 0.10 | 2.20 | 13.00 | 84.70 | -1.77 | Valve Adjustment:Reduced System Vac/Flare Down |
| GP-11 - 208 | 11/20/2025 08:46 | 0.30 | 3.70 | 10.20 | 85.80 | -1.37 | |
| GP-11 - 208 | 11/21/2025 10:08 | 0.20 | 2.90 | 12.40 | 84.50 | -1.47 | |
| GP-11 - 208 | 11/24/2025 09:07 | 0.10 | 1.10 | 18.00 | 80.80 | -0.34 | Valve Adjustment:Reduced System Vac/Flare Down |
| GP-11 - 208 | 11/25/2025 07:46 | 0.10 | 2.00 | 17.80 | 80.10 | -1.45 | |
| GP-11 - 208 | 11/26/2025 08:41 | 0.10 | 1.30 | 17.60 | 81.00 | -1.97 | |
| GP-11 - 208 | 12/1/2025 09:32 | 0.20 | 2.70 | 11.60 | 85.50 | -1.62 | |
| GP-11 - 208 | 12/2/2025 08:51 | 0.20 | 2.50 | 12.90 | 84.40 | -1.19 | |
| GP-11 - 208 | 12/3/2025 08:42 | 0.30 | 3.20 | 11.20 | 85.30 | -1.04 | |
| GP-11 - 208 | 12/4/2025 07:53 | 0.20 | 2.50 | 12.80 | 84.50 | -2.46 | |
| GP-11 - 208 | 12/5/2025 08:13 | 0.00 | 1.20 | 17.90 | 80.90 | -1.27 | |
| GP-11 - 208 | 12/8/2025 08:31 | 0.10 | 2.70 | 12.40 | 84.80 | -1.99 | |
| GP-11 - 208 | 12/9/2025 08:49 | 0.20 | 2.20 | 14.10 | 83.50 | -1.11 | |
| GP-11 - 208 | 12/10/2025 08:19 | 0.30 | 2.40 | 13.10 | 84.20 | -1.21 | |
| GP-11 - 208 | 12/11/2025 10:05 | 0.20 | 2.10 | 12.80 | 84.90 | -1.41 | |
| GP-11 - 208 | 12/12/2025 08:48 | 0.20 | 2.20 | 12.40 | 85.20 | -1.54 | |
| GP-11 - 208 | 12/15/2025 08:56 | 0.20 | 3.50 | 11.30 | 85.00 | -1.73 | Valve Adjustment:Reduced System Vac/Flare Down |
| GP-11 - 208 | 12/16/2025 08:20 | 0.20 | 2.20 | 13.60 | 84.00 | -1.30 | |
| GP-11 - 208 | 12/17/2025 07:40 | 0.30 | 2.50 | 13.50 | 83.70 | -0.80 | |
| GP-11 - 208 | 12/18/2025 09:25 | 0.40 | 3.00 | 11.40 | 85.20 | -1.33 | |
| GP-11 - 208 | 12/19/2025 07:44 | 0.30 | 2.30 | 13.80 | 83.60 | -1.34 | |
| GP-11 - 208 | 12/22/2025 07:33 | 0.30 | 2.40 | 13.50 | 83.80 | -1.29 | |
| GP-11 - 208 | 12/23/2025 08:55 | 0.30 | 2.40 | 13.20 | 84.10 | -0.73 | |
| GP-11 - 208 | 12/26/2025 07:50 | 0.20 | 1.60 | 15.40 | 82.80 | -1.46 | |
| GP-11 - 208 | 12/29/2025 07:18 | 0.00 | 0.80 | 19.40 | 79.80 | -2.09 | Valve Adjustment:Reduced System Vac/Flare Down |
| GP-11 - 208 | 12/30/2025 07:31 | 0.10 | 1.00 | 19.30 | 79.60 | -1.90 | |
| GP-11 - 208 | 12/31/2025 08:59 | 0.10 | 1.90 | 14.00 | 84.00 | -1.39 | |
| GP-12 - 12 | 10/24/2025 11:04 | 0.00 | 0.00 | 21.10 | 78.90 | 0.01 | |

# Chiquita Canyon Landfill - Monitoring Probes Data - 10/01/2025 to 12/31/2025

| Point Name | Record Date | CH4 (% by vol) | CO2 (% by vol) | O2 (% by vol) | Bal Gas (% by vol) | Rel Press ("H2O) | Comments |
|---|---|---|---|---|---|---|---|
| GP-12 - 12 | 11/19/2025 13:25 | 0.00 | 0.20 | 20.90 | 78.90 | 0.00 | |
| GP-12 - 12 | 12/12/2025 08:08 | 0.00 | 0.00 | 21.00 | 79.00 | -0.01 | |
| GP-12 - 38 | 10/24/2025 11:06 | 0.00 | 0.00 | 21.00 | 79.00 | 0.01 | |
| GP-12 - 38 | 11/19/2025 13:27 | 0.00 | 0.00 | 21.30 | 78.70 | 0.00 | Valve Adjustment:Reduced System Vac/Flare Down |
| GP-12 - 38 | 12/12/2025 08:10 | 0.00 | 0.00 | 21.10 | 78.90 | -0.01 | |
| GP-12 - 74 | 10/24/2025 11:09 | 0.00 | 0.00 | 21.10 | 78.90 | 0.01 | |
| GP-12 - 74 | 11/19/2025 13:30 | 0.00 | 0.00 | 20.80 | 79.20 | 0.00 | Valve Adjustment:Reduced System Vac/Flare Down |
| GP-12 - 74 | 12/12/2025 08:13 | 0.00 | 0.00 | 21.00 | 79.00 | -0.01 | |
| GP-12 - 110 | 10/24/2025 11:14 | 0.00 | 0.00 | 21.10 | 78.90 | 0.02 | |
| GP-12 - 110 | 11/19/2025 13:35 | 0.00 | 0.00 | 20.90 | 79.10 | 0.00 | |
| GP-12 - 110 | 12/12/2025 08:17 | 0.00 | 0.00 | 21.10 | 78.90 | -0.01 | |
| GP-12 - 224 | 10/24/2025 11:19 | 0.00 | 0.00 | 21.10 | 78.90 | 0.01 | |
| GP-12 - 224 | 11/19/2025 13:41 | 0.00 | 0.00 | 20.90 | 79.10 | 0.00 | Valve Adjustment:Reduced System Vac/Flare Down |
| GP-12 - 224 | 12/12/2025 08:24 | 0.00 | 0.00 | 20.80 | 79.20 | -0.02 | |
| GP-13 - 10 | 10/1/2025 08:44 | 0.00 | 0.30 | 19.90 | 79.80 | 0.00 | |
| GP-13 - 10 | 10/2/2025 09:22 | 0.10 | 0.70 | 19.50 | 79.70 | 0.01 | |
| GP-13 - 10 | 10/3/2025 09:33 | 0.10 | 0.90 | 19.90 | 79.10 | 0.01 | |
| GP-13 - 10 | 10/6/2025 09:37 | 0.20 | 0.40 | 19.90 | 79.50 | 0.01 | |
| GP-13 - 10 | 10/7/2025 09:17 | 0.10 | 0.60 | 19.90 | 79.40 | 0.00 | |
| GP-13 - 10 | 10/8/2025 09:09 | 0.10 | 0.40 | 20.20 | 79.30 | 0.00 | |
| GP-13 - 10 | 10/9/2025 09:55 | 0.00 | 0.30 | 20.40 | 79.30 | 0.00 | |
| GP-13 - 10 | 10/10/2025 08:43 | 0.00 | 0.50 | 19.80 | 79.70 | 0.00 | |
| GP-13 - 10 | 10/13/2025 08:36 | 0.30 | 0.30 | 21.00 | 78.40 | 0.00 | |
| GP-13 - 10 | 10/15/2025 10:09 | 0.00 | 0.00 | 19.70 | 80.30 | 0.00 | |
| GP-13 - 10 | 10/16/2025 08:25 | 0.00 | 0.30 | 20.30 | 79.40 | 0.01 | |
| GP-13 - 10 | 10/17/2025 08:45 | 0.10 | 0.40 | 20.00 | 79.50 | 0.00 | |
| GP-13 - 10 | 10/20/2025 14:05 | 0.00 | 1.20 | 19.70 | 79.10 | 0.00 | |
| GP-13 - 10 | 10/21/2025 08:41 | 0.10 | 0.50 | 20.10 | 79.30 | 0.00 | |
| GP-13 - 10 | 10/22/2025 07:41 | 0.10 | 0.60 | 20.80 | 78.50 | 0.00 | |
| GP-13 - 10 | 10/23/2025 08:47 | 0.00 | 0.60 | 19.90 | 79.50 | 0.00 | |
| GP-13 - 10 | 10/24/2025 08:51 | 0.10 | 0.60 | 20.10 | 79.20 | 0.00 | |
| GP-13 - 10 | 10/27/2025 08:39 | 0.00 | 0.50 | 20.00 | 79.50 | 0.00 | |

# Chiquita Canyon Landfill - Monitoring Probes Data - 10/01/2025 to 12/31/2025

| Point Name | Record Date | CH4 (% by vol) | CO2 (% by vol) | O2 (% by vol) | Bal Gas (% by vol) | Rel Press ("H2O) | Comments |
|---|---|---|---|---|---|---|---|
| GP-13 - 10 | 10/28/2025 08:41 | 0.10 | 0.50 | 20.40 | 79.00 | 0.00 | |
| GP-13 - 10 | 10/29/2025 08:36 | 0.10 | 0.30 | 20.70 | 78.90 | 0.00 | |
| GP-13 - 10 | 10/30/2025 08:41 | 0.10 | 0.40 | 19.60 | 79.90 | 0.00 | |
| GP-13 - 10 | 10/31/2025 08:29 | 0.10 | 0.30 | 20.90 | 78.70 | 0.00 | |
| GP-13 - 10 | 11/3/2025 08:56 | 0.00 | 0.20 | 20.20 | 79.60 | 0.00 | |
| GP-13 - 10 | 11/4/2025 08:31 | 0.00 | 0.30 | 19.90 | 79.80 | 0.00 | |
| GP-13 - 10 | 11/5/2025 08:18 | 0.00 | 0.30 | 20.50 | 79.20 | -0.01 | |
| GP-13 - 10 | 11/6/2025 08:20 | 0.00 | 0.30 | 20.40 | 79.30 | 0.00 | |
| GP-13 - 10 | 11/7/2025 09:31 | 0.10 | 0.30 | 20.80 | 78.80 | 0.00 | |
| GP-13 - 10 | 11/10/2025 07:57 | 0.00 | 0.10 | 20.90 | 79.00 | -0.01 | |
| GP-13 - 10 | 11/11/2025 07:13 | 0.00 | 0.10 | 21.10 | 78.80 | 0.00 | |
| GP-13 - 10 | 11/12/2025 07:30 | 0.00 | 0.10 | 20.70 | 79.20 | 0.00 | |
| GP-13 - 10 | 11/13/2025 08:06 | 0.00 | 0.10 | 21.20 | 78.70 | -0.01 | |
| GP-13 - 10 | 11/18/2025 08:55 | 0.00 | 0.10 | 21.80 | 78.10 | 0.00 | Valve Adjustment:Reduced System Vac/Flare Down |
| GP-13 - 10 | 11/19/2025 08:13 | 0.00 | 0.10 | 20.70 | 79.20 | -0.02 | Valve Adjustment:Reduced System Vac/Flare Down |
| GP-13 - 10 | 11/20/2025 08:57 | 0.00 | 0.30 | 20.30 | 79.40 | -0.01 | |
| GP-13 - 10 | 11/24/2025 09:16 | 0.00 | 0.10 | 19.40 | 80.50 | 0.00 | Valve Adjustment:Reduced System Vac/Flare Down |
| GP-13 - 10 | 11/25/2025 08:13 | 0.00 | 0.20 | 20.80 | 79.00 | 0.00 | |
| GP-13 - 10 | 11/26/2025 07:38 | 0.00 | 0.00 | 20.80 | 79.20 | -0.02 | |
| GP-13 - 10 | 12/1/2025 07:32 | 0.00 | 0.10 | 20.60 | 79.30 | -0.02 | |
| GP-13 - 10 | 12/2/2025 07:47 | 0.00 | 0.20 | 21.00 | 78.80 | 0.00 | |
| GP-13 - 10 | 12/3/2025 07:47 | 0.20 | 0.20 | 21.30 | 78.30 | -0.01 | |
| GP-13 - 10 | 12/4/2025 08:38 | 0.00 | 0.00 | 20.50 | 79.50 | -0.05 | |
| GP-13 - 10 | 12/5/2025 08:19 | 0.00 | 0.20 | 19.70 | 80.10 | -0.01 | |
| GP-13 - 10 | 12/8/2025 07:41 | 0.00 | 0.10 | 20.80 | 79.10 | 0.00 | |
| GP-13 - 10 | 12/9/2025 07:55 | 0.00 | 0.10 | 20.80 | 79.10 | 0.00 | |
| GP-13 - 10 | 12/10/2025 07:39 | 0.00 | 0.10 | 20.80 | 79.10 | 0.00 | |
| GP-13 - 10 | 12/11/2025 08:39 | 0.10 | 0.00 | 20.40 | 79.50 | -0.01 | |
| GP-13 - 10 | 12/12/2025 07:45 | 0.00 | 0.00 | 20.80 | 79.20 | -0.01 | |
| GP-13 - 10 | 12/15/2025 07:47 | 0.00 | 0.10 | 20.80 | 79.10 | 0.00 | Valve Adjustment:Reduced System Vac/Flare Down |
| GP-13 - 10 | 12/16/2025 08:42 | 0.00 | 0.10 | 20.00 | 79.90 | -0.01 | |
| GP-13 - 10 | 12/17/2025 07:49 | 0.00 | 0.20 | 20.20 | 79.60 | 0.00 | |

# Chiquita Canyon Landfill - Monitoring Probes Data - 10/01/2025 to 12/31/2025

| Point Name | Record Date | CH4 (% by vol) | CO2 (% by vol) | O2 (% by vol) | Bal Gas (% by vol) | Rel Press ("H2O) | Comments |
|---|---|---|---|---|---|---|---|
| GP-13 - 10 | 12/18/2025 08:37 | 0.00 | 0.40 | 20.00 | 79.60 | -0.01 | |
| GP-13 - 10 | 12/19/2025 08:23 | 0.00 | 0.10 | 20.80 | 79.10 | -0.01 | |
| GP-13 - 10 | 12/22/2025 08:24 | 0.00 | 0.00 | 21.10 | 78.90 | -0.01 | |
| GP-13 - 10 | 12/23/2025 07:56 | 0.20 | 0.10 | 20.60 | 79.10 | -0.01 | |
| GP-13 - 10 | 12/29/2025 07:28 | 0.00 | 0.10 | 20.80 | 79.10 | -0.01 | Valve Adjustment:Reduced System Vac/Flare Down |
| GP-13 - 10 | 12/30/2025 07:40 | 0.00 | 0.10 | 21.00 | 78.90 | -0.01 | |
| GP-13 - 10 | 12/31/2025 08:08 | 0.00 | 0.00 | 20.70 | 79.30 | 0.00 | |
| GP-13 - 29 | 10/1/2025 08:46 | 0.00 | 6.20 | 14.80 | 79.00 | -0.09 | |
| GP-13 - 29 | 10/2/2025 09:25 | 0.00 | 7.30 | 13.00 | 79.70 | -0.05 | |
| GP-13 - 29 | 10/3/2025 09:36 | 0.00 | 7.40 | 13.10 | 79.50 | -0.04 | |
| GP-13 - 29 | 10/6/2025 09:39 | 0.00 | 4.70 | 15.80 | 79.50 | -0.08 | |
| GP-13 - 29 | 10/7/2025 09:20 | 0.00 | 4.20 | 16.60 | 79.20 | -0.12 | |
| GP-13 - 29 | 10/8/2025 09:12 | 0.00 | 3.60 | 17.60 | 78.80 | -0.13 | |
| GP-13 - 29 | 10/9/2025 09:57 | 0.00 | 3.40 | 17.70 | 78.90 | -0.06 | |
| GP-13 - 29 | 10/10/2025 08:46 | 0.00 | 3.50 | 17.30 | 79.20 | -0.11 | |
| GP-13 - 29 | 10/13/2025 08:39 | 0.00 | 3.70 | 18.30 | 78.00 | -0.13 | |
| GP-13 - 29 | 10/15/2025 10:12 | 0.00 | 1.90 | 17.50 | 80.60 | -0.09 | |
| GP-13 - 29 | 10/16/2025 08:27 | 0.00 | 4.40 | 17.20 | 78.40 | -0.05 | |
| GP-13 - 29 | 10/17/2025 08:48 | 0.00 | 4.70 | 16.80 | 78.50 | -0.10 | |
| GP-13 - 29 | 10/20/2025 14:08 | 0.00 | 4.60 | 16.50 | 78.90 | -0.03 | |
| GP-13 - 29 | 10/21/2025 08:43 | 0.00 | 4.40 | 16.70 | 78.90 | -0.07 | |
| GP-13 - 29 | 10/22/2025 07:43 | 0.00 | 5.10 | 16.80 | 78.10 | -0.08 | |
| GP-13 - 29 | 10/23/2025 08:50 | 0.00 | 4.90 | 16.60 | 78.50 | -0.07 | |
| GP-13 - 29 | 10/24/2025 08:53 | 0.00 | 5.20 | 16.30 | 78.50 | -0.06 | |
| GP-13 - 29 | 10/27/2025 08:41 | 0.00 | 5.80 | 15.80 | 78.40 | -0.05 | |
| GP-13 - 29 | 10/28/2025 08:43 | 0.00 | 5.60 | 16.40 | 78.00 | -0.11 | |
| GP-13 - 29 | 10/29/2025 08:39 | 0.00 | 3.40 | 18.20 | 78.40 | -0.11 | |
| GP-13 - 29 | 10/30/2025 08:44 | 0.00 | 3.40 | 17.30 | 79.30 | -0.09 | |
| GP-13 - 29 | 10/31/2025 08:32 | 0.00 | 3.30 | 18.70 | 78.00 | -0.14 | |
| GP-13 - 29 | 11/3/2025 08:59 | 0.00 | 2.20 | 18.70 | 79.10 | -0.12 | |
| GP-13 - 29 | 11/4/2025 08:33 | 0.00 | 2.10 | 18.70 | 79.20 | -0.13 | |
| GP-13 - 29 | 11/5/2025 08:21 | 0.00 | 2.30 | 19.10 | 78.60 | -0.15 | |

# Chiquita Canyon Landfill - Monitoring Probes Data - 10/01/2025 to 12/31/2025

| Point Name | Record Date | CH4 (% by vol) | CO2 (% by vol) | O2 (% by vol) | Bal Gas (% by vol) | Rel Press ("H2O) | Comments |
|---|---|---|---|---|---|---|---|
| GP-13 - 29 | 11/6/2025 08:22 | 0.00 | 2.20 | 19.00 | 78.80 | -0.12 | |
| GP-13 - 29 | 11/7/2025 09:33 | 0.00 | 2.50 | 19.10 | 78.40 | -0.09 | |
| GP-13 - 29 | 11/10/2025 07:59 | 0.00 | 1.40 | 19.80 | 78.80 | -0.17 | |
| GP-13 - 29 | 11/11/2025 07:15 | 0.00 | 1.50 | 19.60 | 78.90 | -0.15 | |
| GP-13 - 29 | 11/12/2025 07:33 | 0.00 | 1.60 | 19.50 | 78.90 | -0.15 | |
| GP-13 - 29 | 11/13/2025 08:10 | 0.00 | 1.50 | 19.60 | 78.90 | -0.17 | |
| GP-13 - 29 | 11/18/2025 08:58 | 0.00 | 1.80 | 19.90 | 78.30 | -0.10 | Valve Adjustment:Reduced System Vac/Flare Down |
| GP-13 - 29 | 11/19/2025 08:15 | 0.00 | 1.70 | 19.40 | 78.90 | -0.10 | Valve Adjustment:Reduced System Vac/Flare Down |
| GP-13 - 29 | 11/20/2025 08:59 | 0.00 | 2.00 | 18.90 | 79.10 | -0.10 | |
| GP-13 - 29 | 11/24/2025 09:19 | 0.00 | 1.30 | 18.30 | 80.40 | -0.09 | Valve Adjustment:Reduced System Vac/Flare Down |
| GP-13 - 29 | 11/25/2025 08:15 | 0.00 | 1.60 | 19.40 | 79.00 | -0.11 | |
| GP-13 - 29 | 11/26/2025 07:40 | 0.00 | 1.40 | 19.40 | 79.20 | -0.17 | |
| GP-13 - 29 | 12/1/2025 07:34 | 0.00 | 2.00 | 19.10 | 78.90 | -0.16 | |
| GP-13 - 29 | 12/2/2025 07:50 | 0.00 | 1.90 | 18.70 | 79.40 | -0.08 | |
| GP-13 - 29 | 12/3/2025 07:49 | 0.00 | 2.20 | 19.30 | 78.50 | -0.10 | |
| GP-13 - 29 | 12/4/2025 08:41 | 0.00 | 1.00 | 19.80 | 79.20 | -0.24 | |
| GP-13 - 29 | 12/5/2025 08:21 | 0.00 | 1.10 | 18.40 | 80.50 | -0.10 | |
| GP-13 - 29 | 12/8/2025 07:43 | 0.00 | 1.40 | 19.60 | 79.00 | -0.09 | |
| GP-13 - 29 | 12/9/2025 07:58 | 0.00 | 1.50 | 19.40 | 79.10 | -0.09 | |
| GP-13 - 29 | 12/10/2025 07:41 | 0.00 | 1.40 | 19.60 | 79.00 | -0.11 | |
| GP-13 - 29 | 12/11/2025 08:42 | 0.00 | 1.10 | 19.50 | 79.40 | -0.18 | |
| GP-13 - 29 | 12/12/2025 07:47 | 0.00 | 1.00 | 20.00 | 79.00 | -0.19 | |
| GP-13 - 29 | 12/15/2025 07:50 | 0.00 | 1.60 | 19.40 | 79.00 | -0.08 | Valve Adjustment:Reduced System Vac/Flare Down |
| GP-13 - 29 | 12/16/2025 08:44 | 0.00 | 1.00 | 19.30 | 79.70 | -0.14 | |
| GP-13 - 29 | 12/17/2025 07:51 | 0.00 | 1.00 | 19.30 | 79.70 | -0.08 | |
| GP-13 - 29 | 12/18/2025 08:39 | 0.00 | 0.90 | 19.40 | 79.70 | -0.18 | |
| GP-13 - 29 | 12/19/2025 08:25 | 0.00 | 0.80 | 20.10 | 79.10 | -0.12 | |
| GP-13 - 29 | 12/22/2025 08:27 | 0.00 | 0.80 | 20.20 | 79.00 | -0.14 | |
| GP-13 - 29 | 12/23/2025 07:58 | 0.00 | 0.90 | 19.90 | 79.20 | -0.16 | |
| GP-13 - 29 | 12/29/2025 07:31 | 0.00 | 0.60 | 20.30 | 79.10 | -0.16 | Valve Adjustment:Reduced System Vac/Flare Down |
| GP-13 - 29 | 12/30/2025 07:43 | 0.00 | 0.60 | 20.30 | 79.10 | -0.14 | |
| GP-13 - 29 | 12/31/2025 08:12 | 0.00 | 0.70 | 19.90 | 79.40 | -0.13 | |

# Chiquita Canyon Landfill - Monitoring Probes Data - 10/01/2025 to 12/31/2025

| Point Name | Record Date | CH4 (% by vol) | CO2 (% by vol) | O2 (% by vol) | Bal Gas (% by vol) | Rel Press ("H2O) | Comments |
|---|---|---|---|---|---|---|---|
| GP-13 - 58 | 10/1/2025 08:50 | 17.20 | 13.50 | 0.10 | 69.20 | -0.56 | |
| GP-13 - 58 | 10/2/2025 09:28 | 17.80 | 12.60 | 0.10 | 69.50 | -0.46 | |
| GP-13 - 58 | 10/3/2025 09:39 | 22.60 | 11.30 | 0.00 | 66.10 | -0.15 | |
| GP-13 - 58 | 10/6/2025 09:43 | 24.60 | 11.00 | 0.10 | 64.30 | -0.29 | Valve Adjustment:Reduced System Vac/Flare Down |
| GP-13 - 58 | 10/7/2025 09:23 | 20.60 | 11.40 | 0.00 | 68.00 | -0.59 | |
| GP-13 - 58 | 10/8/2025 09:15 | 9.60 | 13.40 | 0.00 | 77.00 | -0.83 | |
| GP-13 - 58 | 10/9/2025 10:02 | 4.40 | 14.40 | 0.00 | 81.20 | -0.79 | |
| GP-13 - 58 | 10/10/2025 08:50 | 7.10 | 13.70 | 0.10 | 79.10 | -0.53 | |
| GP-13 - 58 | 10/13/2025 08:42 | 20.10 | 11.20 | 0.00 | 68.70 | -0.41 | |
| GP-13 - 58 | 10/15/2025 10:16 | 0.40 | 11.90 | 0.10 | 87.60 | -1.51 | |
| GP-13 - 58 | 10/16/2025 08:31 | 4.60 | 14.30 | 0.10 | 81.00 | -0.62 | |
| GP-13 - 58 | 10/17/2025 08:52 | 8.30 | 12.80 | 0.80 | 78.10 | -0.77 | |
| GP-13 - 58 | 10/20/2025 14:11 | 4.40 | 14.10 | 0.30 | 81.20 | 0.15 | |
| GP-13 - 58 | 10/21/2025 08:47 | 4.70 | 14.40 | 0.40 | 80.50 | -0.55 | |
| GP-13 - 58 | 10/22/2025 07:47 | 12.00 | 12.50 | 0.50 | 75.00 | -0.54 | |
| GP-13 - 58 | 10/23/2025 08:54 | 10.10 | 11.80 | 2.00 | 76.10 | -0.46 | |
| GP-13 - 58 | 10/24/2025 08:57 | 14.10 | 11.10 | 1.50 | 73.30 | -0.35 | |
| GP-13 - 58 | 10/27/2025 08:45 | 22.60 | 10.30 | 1.40 | 65.70 | -0.11 | |
| GP-13 - 58 | 10/28/2025 08:47 | 24.30 | 10.90 | 0.70 | 64.10 | -0.81 | |
| GP-13 - 58 | 10/29/2025 08:43 | 4.30 | 13.60 | 1.30 | 80.80 | -0.75 | |
| GP-13 - 58 | 10/30/2025 08:47 | 19.30 | 10.50 | 1.50 | 68.70 | -0.27 | |
| GP-13 - 58 | 10/31/2025 08:35 | 25.60 | 10.80 | 1.00 | 62.60 | -0.53 | |
| GP-13 - 58 | 11/3/2025 09:03 | 7.00 | 12.80 | 0.00 | 80.20 | -0.73 | |
| GP-13 - 58 | 11/4/2025 08:36 | 1.70 | 12.40 | 2.30 | 83.60 | -0.95 | |
| GP-13 - 58 | 11/5/2025 08:24 | 0.10 | 12.30 | 4.10 | 83.50 | -1.42 | |
| GP-13 - 58 | 11/6/2025 08:26 | 1.00 | 12.70 | 0.90 | 85.40 | -0.49 | |
| GP-13 - 58 | 11/7/2025 09:37 | 19.90 | 10.40 | 1.10 | 68.60 | 0.05 | |
| GP-13 - 58 | 11/10/2025 08:04 | 0.20 | 9.40 | 7.90 | 82.50 | -1.34 | |
| GP-13 - 58 | 11/11/2025 07:19 | 0.80 | 12.40 | 0.90 | 85.90 | -0.61 | |
| GP-13 - 58 | 11/12/2025 07:37 | 11.10 | 11.40 | 0.40 | 77.10 | -0.51 | |
| GP-13 - 58 | 11/13/2025 08:13 | 13.10 | 11.30 | 0.30 | 75.30 | -0.62 | |
| GP-13 - 58 | 11/18/2025 09:04 | 15.50 | 10.60 | 0.00 | 73.90 | -0.60 | Valve Adjustment:Reduced System Vac/Flare Down |

# Chiquita Canyon Landfill - Monitoring Probes Data - 10/01/2025 to 12/31/2025

| Point Name | Record Date | CH4 (% by vol) | CO2 (% by vol) | O2 (% by vol) | Bal Gas (% by vol) | Rel Press ("H2O) | Comments |
|---|---|---|---|---|---|---|---|
| GP-13 - 58 | 11/19/2025 08:20 | 0.10 | 11.70 | 4.40 | 83.80 | -1.12 | Valve Adjustment:Reduced System Vac/Flare Down |
| GP-13 - 58 | 11/20/2025 09:02 | 1.90 | 12.00 | 1.50 | 84.60 | -0.60 | |
| GP-13 - 58 | 11/24/2025 09:23 | 0.00 | 10.00 | 5.40 | 84.60 | -1.04 | Valve Adjustment:Reduced System Vac/Flare Down |
| GP-13 - 58 | 11/25/2025 08:19 | 0.80 | 11.70 | 1.60 | 85.90 | -0.64 | |
| GP-13 - 58 | 11/26/2025 07:43 | 0.10 | 13.80 | 0.60 | 85.50 | -1.03 | |
| GP-13 - 58 | 12/1/2025 07:38 | 11.10 | 10.90 | 0.90 | 77.10 | -1.03 | |
| GP-13 - 58 | 12/2/2025 07:54 | 2.10 | 13.40 | 0.50 | 84.00 | -0.53 | |
| GP-13 - 58 | 12/3/2025 07:52 | 18.80 | 10.70 | 1.00 | 69.50 | -0.44 | |
| GP-13 - 58 | 12/4/2025 08:44 | 0.10 | 10.50 | 8.30 | 81.10 | -1.55 | |
| GP-13 - 58 | 12/5/2025 08:25 | 0.00 | 11.20 | 3.10 | 85.70 | -0.48 | |
| GP-13 - 58 | 12/8/2025 07:47 | 0.00 | 11.80 | 4.40 | 83.80 | -0.79 | |
| GP-13 - 58 | 12/9/2025 08:01 | 3.30 | 12.10 | 1.70 | 82.90 | -0.21 | |
| GP-13 - 58 | 12/10/2025 07:45 | 17.20 | 10.90 | 1.40 | 70.50 | -0.33 | |
| GP-13 - 58 | 12/11/2025 08:45 | 18.40 | 10.90 | 0.60 | 70.10 | -0.44 | |
| GP-13 - 58 | 12/12/2025 07:51 | 17.20 | 11.00 | 0.40 | 71.40 | -0.62 | |
| GP-13 - 58 | 12/15/2025 07:53 | 0.10 | 12.40 | 2.70 | 84.80 | -0.78 | Valve Adjustment:Reduced System Vac/Flare Down |
| GP-13 - 58 | 12/16/2025 08:48 | 4.50 | 12.00 | 0.70 | 82.80 | -0.58 | |
| GP-13 - 58 | 12/17/2025 07:55 | 13.30 | 10.60 | 1.50 | 74.60 | -0.22 | |
| GP-13 - 58 | 12/18/2025 08:43 | 14.80 | 9.80 | 1.60 | 73.80 | -0.63 | |
| GP-13 - 58 | 12/19/2025 08:29 | 13.30 | 9.90 | 1.70 | 75.10 | -0.66 | |
| GP-13 - 58 | 12/22/2025 08:31 | 6.00 | 12.40 | 0.40 | 81.20 | -0.40 | |
| GP-13 - 58 | 12/23/2025 08:01 | 13.10 | 10.60 | 0.10 | 76.20 | -0.13 | |
| GP-13 - 58 | 12/29/2025 07:35 | 0.00 | 7.20 | 11.30 | 81.50 | -1.17 | Valve Adjustment:Reduced System Vac/Flare Down |
| GP-13 - 58 | 12/30/2025 07:46 | 0.00 | 9.60 | 5.20 | 85.20 | -0.71 | |
| GP-13 - 58 | 12/31/2025 08:16 | 6.80 | 10.50 | 0.80 | 81.90 | -0.19 | |
| GP-13 - 87 | 10/1/2025 08:54 | 14.50 | 11.00 | 0.40 | 74.10 | -1.05 | |
| GP-13 - 87 | 10/2/2025 09:33 | 14.40 | 10.70 | 0.30 | 74.60 | -1.04 | |
| GP-13 - 87 | 10/3/2025 09:43 | 10.70 | 10.40 | 0.30 | 78.60 | -0.66 | |
| GP-13 - 87 | 10/6/2025 09:47 | 6.80 | 10.00 | 0.20 | 83.00 | -0.70 | Valve Adjustment:Reduced System Vac/Flare Down |
| GP-13 - 87 | 10/7/2025 09:27 | 6.10 | 10.10 | 0.20 | 83.60 | -1.08 | |
| GP-13 - 87 | 10/8/2025 09:21 | 5.80 | 10.20 | 0.30 | 83.70 | -1.38 | |
| GP-13 - 87 | 10/9/2025 10:07 | 5.70 | 10.00 | 0.50 | 83.80 | -1.25 | |

# Chiquita Canyon Landfill - Monitoring Probes Data - 10/01/2025 to 12/31/2025

| Point Name | Record Date | CH4 (% by vol) | CO2 (% by vol) | O2 (% by vol) | Bal Gas (% by vol) | Rel Press ("H2O) | Comments |
|---|---|---|---|---|---|---|---|
| GP-13 - 87 | 10/10/2025 08:55 | 5.60 | 9.90 | 0.60 | 83.90 | -0.89 | |
| GP-13 - 87 | 10/13/2025 08:48 | 5.30 | 10.40 | 0.30 | 84.00 | -0.75 | |
| GP-13 - 87 | 10/15/2025 10:22 | 10.70 | 9.40 | 0.30 | 79.60 | -2.20 | |
| GP-13 - 87 | 10/16/2025 08:37 | 9.60 | 10.60 | 0.50 | 79.30 | -1.04 | |
| GP-13 - 87 | 10/17/2025 08:56 | 8.20 | 10.00 | 1.10 | 80.70 | -1.28 | |
| GP-13 - 87 | 10/20/2025 14:15 | 13.20 | 10.40 | 0.60 | 75.80 | -0.16 | |
| GP-13 - 87 | 10/21/2025 08:52 | 12.80 | 10.50 | 0.60 | 76.10 | -1.02 | |
| GP-13 - 87 | 10/22/2025 07:52 | 8.20 | 10.40 | 0.70 | 80.70 | -1.02 | |
| GP-13 - 87 | 10/23/2025 09:00 | 12.60 | 9.80 | 2.00 | 75.60 | -0.93 | |
| GP-13 - 87 | 10/24/2025 09:02 | 9.70 | 9.70 | 1.70 | 78.90 | -0.78 | |
| GP-13 - 87 | 10/27/2025 08:51 | 10.60 | 10.00 | 1.40 | 78.00 | -0.54 | |
| GP-13 - 87 | 10/28/2025 08:51 | 10.00 | 10.20 | 0.70 | 79.10 | -1.45 | |
| GP-13 - 87 | 10/29/2025 08:48 | 16.20 | 10.20 | 1.30 | 72.30 | -1.27 | |
| GP-13 - 87 | 10/30/2025 08:52 | 6.60 | 9.30 | 1.50 | 82.60 | -0.57 | |
| GP-13 - 87 | 10/31/2025 08:40 | 5.90 | 9.80 | 1.10 | 83.20 | -0.99 | |
| GP-13 - 87 | 11/3/2025 09:08 | 5.20 | 9.60 | 0.00 | 85.20 | -1.19 | |
| GP-13 - 87 | 11/4/2025 08:41 | 4.80 | 9.00 | 2.30 | 83.90 | -1.45 | |
| GP-13 - 87 | 11/5/2025 08:29 | 14.50 | 10.10 | 1.00 | 74.40 | -2.03 | |
| GP-13 - 87 | 11/6/2025 08:30 | 8.30 | 9.60 | 1.10 | 81.00 | -0.82 | |
| GP-13 - 87 | 11/7/2025 09:42 | 5.10 | 9.10 | 1.40 | 84.40 | -0.10 | |
| GP-13 - 87 | 11/10/2025 08:08 | 8.80 | 9.30 | 1.60 | 80.30 | -1.92 | |
| GP-13 - 87 | 11/11/2025 07:23 | 5.10 | 9.50 | 1.20 | 84.20 | -0.95 | |
| GP-13 - 87 | 11/12/2025 07:41 | 4.70 | 9.60 | 0.80 | 84.90 | -0.92 | |
| GP-13 - 87 | 11/13/2025 08:18 | 4.50 | 9.60 | 0.60 | 85.30 | -0.98 | |
| GP-13 - 87 | 11/18/2025 09:11 | 3.90 | 9.60 | 0.00 | 86.50 | -1.06 | Valve Adjustment:Reduced System Vac/Flare Down |
| GP-13 - 87 | 11/19/2025 08:25 | 8.40 | 9.10 | 2.10 | 80.40 | -1.69 | |
| GP-13 - 87 | 11/20/2025 09:07 | 7.60 | 9.50 | 1.50 | 81.40 | -1.01 | |
| GP-13 - 87 | 11/24/2025 09:27 | 9.70 | 9.50 | 1.20 | 79.60 | -1.59 | Valve Adjustment:Reduced System Vac/Flare Down |
| GP-13 - 87 | 11/25/2025 08:23 | 6.90 | 9.40 | 1.40 | 82.30 | -1.14 | |
| GP-13 - 87 | 11/26/2025 07:49 | 7.60 | 9.80 | 0.70 | 81.90 | -1.49 | |
| GP-13 - 87 | 12/1/2025 07:42 | 4.00 | 9.70 | 0.70 | 85.60 | -1.51 | |
| GP-13 - 87 | 12/2/2025 07:58 | 6.40 | 9.90 | 0.40 | 83.30 | -1.01 | |

# Chiquita Canyon Landfill - Monitoring Probes Data - 10/01/2025 to 12/31/2025

| Point Name | Record Date | CH4 (% by vol) | CO2 (% by vol) | O2 (% by vol) | Bal Gas (% by vol) | Rel Press ("H2O) | Comments |
|---|---|---|---|---|---|---|---|
| GP-13 - 87 | 12/3/2025 07:57 | 4.10 | 9.70 | 0.90 | 85.30 | -0.80 | |
| GP-13 - 87 | 12/4/2025 08:49 | 10.30 | 9.00 | 1.80 | 78.90 | -2.16 | |
| GP-13 - 87 | 12/5/2025 08:29 | 5.70 | 9.10 | 1.70 | 83.50 | -0.80 | |
| GP-13 - 87 | 12/8/2025 07:51 | 10.40 | 9.30 | 1.90 | 78.40 | -1.27 | |
| GP-13 - 87 | 12/9/2025 08:05 | 5.20 | 9.20 | 1.50 | 84.10 | -0.51 | |
| GP-13 - 87 | 12/10/2025 07:49 | 4.10 | 9.30 | 1.20 | 85.40 | -0.64 | |
| GP-13 - 87 | 12/11/2025 08:50 | 3.90 | 9.60 | 0.50 | 86.00 | -0.79 | |
| GP-13 - 87 | 12/12/2025 07:55 | 4.00 | 9.70 | 0.40 | 85.90 | -0.96 | |
| GP-13 - 87 | 12/15/2025 07:58 | 10.00 | 9.80 | 0.50 | 79.70 | -1.37 | Valve Adjustment:Reduced System Vac/Flare Down |
| GP-13 - 87 | 12/16/2025 08:53 | 4.40 | 9.30 | 0.70 | 85.60 | -0.90 | |
| GP-13 - 87 | 12/17/2025 07:59 | 3.80 | 9.10 | 1.40 | 85.70 | -0.55 | |
| GP-13 - 87 | 12/18/2025 08:47 | 3.60 | 9.00 | 1.50 | 85.90 | -0.95 | |
| GP-13 - 87 | 12/19/2025 08:34 | 3.50 | 9.00 | 1.60 | 85.90 | -0.92 | |
| GP-13 - 87 | 12/22/2025 08:35 | 3.50 | 9.60 | 0.50 | 86.40 | -0.72 | |
| GP-13 - 87 | 12/23/2025 08:06 | 3.60 | 9.70 | 0.20 | 86.50 | -0.29 | |
| GP-13 - 87 | 12/29/2025 07:40 | 6.50 | 9.30 | 1.70 | 82.50 | -1.78 | Valve Adjustment:Reduced System Vac/Flare Down |
| GP-13 - 87 | 12/30/2025 07:51 | 4.00 | 9.10 | 1.00 | 85.90 | -1.05 | |
| GP-13 - 87 | 12/31/2025 08:20 | 3.50 | 9.30 | 0.90 | 86.30 | -0.37 | |
| GP-13 - 173 | 10/1/2025 09:05 | 0.20 | 0.80 | 15.60 | 83.40 | -0.76 | |
| GP-13 - 173 | 10/2/2025 09:46 | 0.00 | 0.70 | 16.10 | 83.20 | -0.63 | |
| GP-13 - 173 | 10/3/2025 09:54 | 2.30 | 3.30 | 5.70 | 88.70 | -0.17 | |
| GP-13 - 173 | 10/6/2025 09:55 | 13.60 | 3.60 | 3.30 | 79.50 | 0.72 | Valve Adjustment:Reduced System Vac/Flare Down |
| GP-13 - 173 | 10/7/2025 09:35 | 10.80 | 3.20 | 4.90 | 81.10 | 0.15 | |
| GP-13 - 173 | 10/8/2025 09:31 | 8.40 | 2.80 | 5.70 | 83.10 | -0.34 | |
| GP-13 - 173 | 10/9/2025 10:17 | 8.10 | 2.90 | 4.70 | 84.30 | -0.54 | |
| GP-13 - 173 | 10/10/2025 09:03 | 9.70 | 3.00 | 5.60 | 81.70 | -0.18 | |
| GP-13 - 173 | 10/13/2025 08:57 | 12.10 | 3.60 | 3.40 | 80.90 | 0.79 | |
| GP-13 - 173 | 10/15/2025 10:31 | 0.00 | 0.10 | 20.30 | 79.60 | -1.99 | |
| GP-13 - 173 | 10/16/2025 08:48 | 0.20 | 0.40 | 18.20 | 81.20 | -1.03 | |
| GP-13 - 173 | 10/17/2025 09:06 | 0.10 | 0.40 | 17.60 | 81.90 | -0.98 | |
| GP-13 - 173 | 10/20/2025 14:25 | 0.00 | 0.10 | 19.80 | 80.10 | -0.34 | |
| GP-13 - 173 | 10/21/2025 09:03 | 0.00 | 0.10 | 19.80 | 80.10 | -0.90 | |

# Chiquita Canyon Landfill - Monitoring Probes Data - 10/01/2025 to 12/31/2025

| Point Name | Record Date | CH4 (% by vol) | CO2 (% by vol) | O2 (% by vol) | Bal Gas (% by vol) | Rel Press ("H2O) | Comments |
|---|---|---|---|---|---|---|---|
| GP-13 - 173 | 10/22/2025 08:03 | 0.50 | 1.20 | 12.00 | 86.30 | -0.70 | |
| GP-13 - 173 | 10/23/2025 09:10 | 0.40 | 1.00 | 14.60 | 84.00 | -0.65 | |
| GP-13 - 173 | 10/24/2025 09:14 | 4.40 | 2.70 | 5.60 | 87.30 | -0.40 | |
| GP-13 - 173 | 10/27/2025 09:01 | 10.70 | 3.40 | 4.20 | 81.70 | 0.10 | |
| GP-13 - 173 | 10/28/2025 09:02 | 10.70 | 2.90 | 7.40 | 79.00 | -0.62 | |
| GP-13 - 173 | 10/29/2025 09:03 | 0.70 | 0.50 | 17.30 | 81.50 | -1.03 | |
| GP-13 - 173 | 10/30/2025 09:02 | 5.30 | 3.00 | 6.20 | 85.50 | 0.06 | |
| GP-13 - 173 | 10/31/2025 08:48 | 11.20 | 3.10 | 6.60 | 79.10 | 0.07 | |
| GP-13 - 173 | 11/3/2025 09:25 | 0.30 | 1.10 | 14.60 | 84.00 | -0.57 | |
| GP-13 - 173 | 11/4/2025 08:55 | 0.20 | 0.70 | 16.50 | 82.60 | -0.89 | |
| GP-13 - 173 | 11/5/2025 08:49 | 0.10 | 0.40 | 18.10 | 81.40 | -1.76 | |
| GP-13 - 173 | 11/6/2025 08:44 | 0.10 | 0.30 | 18.90 | 80.70 | -0.76 | |
| GP-13 - 173 | 11/7/2025 09:50 | 12.70 | 3.20 | 4.20 | 79.90 | 0.78 | |
| GP-13 - 173 | 11/10/2025 08:23 | 0.20 | 0.20 | 18.90 | 80.70 | -1.49 | |
| GP-13 - 173 | 11/11/2025 07:32 | 0.10 | 0.50 | 17.20 | 82.20 | -0.50 | |
| GP-13 - 173 | 11/12/2025 07:50 | 7.50 | 2.50 | 5.10 | 84.90 | -0.04 | |
| GP-13 - 173 | 11/13/2025 08:27 | 10.70 | 2.90 | 5.60 | 80.80 | 0.05 | |
| GP-13 - 173 | 11/18/2025 09:29 | 11.50 | 3.20 | 3.70 | 81.60 | 0.05 | Valve Adjustment:Reduced System Vac/Flare Down |
| GP-13 - 173 | 11/19/2025 08:34 | 0.00 | 0.00 | 21.40 | 78.60 | -1.17 | Valve Adjustment:Reduced System Vac/Flare Down |
| GP-13 - 173 | 11/20/2025 09:16 | 0.20 | 0.50 | 17.10 | 82.20 | -0.62 | |
| GP-13 - 173 | 11/24/2025 09:37 | 0.00 | 0.00 | 20.20 | 79.80 | -1.46 | Valve Adjustment:Reduced System Vac/Flare Down |
| GP-13 - 173 | 11/25/2025 08:31 | 0.00 | 0.00 | 21.30 | 78.70 | -0.82 | |
| GP-13 - 173 | 11/26/2025 07:55 | 0.00 | 0.00 | 20.80 | 79.20 | -1.19 | |
| GP-13 - 173 | 12/1/2025 07:51 | 9.20 | 2.50 | 9.40 | 78.90 | -0.54 | |
| GP-13 - 173 | 12/2/2025 08:06 | 0.10 | 0.20 | 19.40 | 80.30 | -0.47 | |
| GP-13 - 173 | 12/3/2025 08:05 | 10.00 | 3.50 | 5.80 | 80.70 | 0.16 | |
| GP-13 - 173 | 12/4/2025 09:00 | 0.00 | 0.00 | 21.00 | 79.00 | -1.84 | |
| GP-13 - 173 | 12/5/2025 08:36 | 0.00 | 0.00 | 20.10 | 79.90 | -0.54 | |
| GP-13 - 173 | 12/8/2025 07:57 | 0.00 | 0.00 | 21.10 | 78.90 | -1.02 | |
| GP-13 - 173 | 12/9/2025 08:12 | 0.00 | 0.00 | 20.60 | 79.40 | -0.17 | |
| GP-13 - 173 | 12/10/2025 07:55 | 0.00 | 0.00 | 20.80 | 79.20 | 0.10 | |
| GP-13 - 173 | 12/11/2025 08:56 | 0.10 | 0.00 | 20.10 | 79.80 | 0.17 | |

# Chiquita Canyon Landfill - Monitoring Probes Data - 10/01/2025 to 12/31/2025

| Point Name | Record Date | CH4 (% by vol) | CO2 (% by vol) | O2 (% by vol) | Bal Gas (% by vol) | Rel Press ("H2O) | Comments |
|---|---|---|---|---|---|---|---|
| GP-13 - 173 | 12/12/2025 08:01 | 0.00 | 0.00 | 20.90 | 79.10 | 0.12 | |
| GP-13 - 173 | 12/15/2025 08:03 | 0.00 | 0.00 | 21.10 | 78.90 | -1.04 | Valve Adjustment:Reduced System Vac/Flare Down |
| GP-13 - 173 | 12/16/2025 08:59 | 0.00 | 0.00 | 20.40 | 79.60 | -0.42 | |
| GP-13 - 173 | 12/17/2025 08:05 | 0.00 | 0.00 | 20.50 | 79.50 | 0.13 | |
| GP-13 - 173 | 12/18/2025 08:53 | 0.00 | 0.00 | 20.50 | 79.50 | 0.16 | |
| GP-13 - 173 | 12/19/2025 08:40 | 0.00 | 0.00 | 20.70 | 79.30 | -0.08 | |
| GP-13 - 173 | 12/22/2025 08:41 | 0.00 | 0.00 | 20.80 | 79.20 | -0.06 | |
| GP-13 - 173 | 12/23/2025 08:13 | 13.10 | 4.10 | 2.70 | 80.10 | 0.96 | |
| GP-13 - 173 | 12/29/2025 07:46 | 0.00 | 0.00 | 21.50 | 78.50 | -1.78 | Valve Adjustment:Reduced System Vac/Flare Down |
| GP-13 - 173 | 12/30/2025 07:56 | 0.00 | 0.00 | 21.30 | 78.70 | -0.83 | |
| GP-13 - 173 | 12/31/2025 08:27 | 0.30 | 0.60 | 14.50 | 84.60 | 0.10 | |
| GP-14 - 10 | 10/3/2025 10:28 | 0.00 | 0.00 | 20.90 | 79.10 | -0.05 | |
| GP-14 - 10 | 10/10/2025 09:56 | 0.00 | 0.00 | 20.90 | 79.10 | -0.05 | |
| GP-14 - 10 | 10/17/2025 09:18 | 0.00 | 0.10 | 20.80 | 79.10 | -0.03 | |
| GP-14 - 10 | 10/24/2025 07:48 | 0.00 | 0.00 | 21.40 | 78.60 | -0.02 | |
| GP-14 - 10 | 10/31/2025 09:33 | 0.00 | 0.00 | 20.60 | 79.40 | -0.05 | |
| GP-14 - 10 | 11/4/2025 09:46 | 0.00 | 0.00 | 20.40 | 79.60 | -0.04 | |
| GP-14 - 10 | 11/10/2025 13:34 | 0.00 | 0.00 | 20.90 | 79.10 | -0.04 | |
| GP-14 - 10 | 11/18/2025 10:09 | 2.80 | 1.10 | 21.90 | 74.20 | -0.02 | Valve Adjustment:Reduced System Vac/Flare Down |
| GP-14 - 10 | 11/24/2025 07:10 | 0.00 | 0.00 | 21.40 | 78.60 | -0.04 | Valve Adjustment:Reduced System Vac/Flare Down |
| GP-14 - 10 | 12/1/2025 08:32 | 0.00 | 0.00 | 20.80 | 79.20 | -0.06 | |
| GP-14 - 10 | 12/9/2025 09:15 | 0.00 | 0.10 | 20.10 | 79.80 | -0.06 | |
| GP-14 - 10 | 12/18/2025 08:09 | 0.00 | 0.00 | 20.80 | 79.20 | -0.13 | |
| GP-14 - 10 | 12/22/2025 08:52 | 0.00 | 0.00 | 20.70 | 79.30 | -0.10 | |
| GP-14 - 10 | 12/29/2025 08:01 | 0.00 | 0.00 | 20.80 | 79.20 | -0.06 | Valve Adjustment:Reduced System Vac/Flare Down |
| GP-14 - 23 | 10/3/2025 10:29 | 0.00 | 0.00 | 20.90 | 79.10 | -0.21 | |
| GP-14 - 23 | 10/10/2025 09:58 | 0.00 | 0.00 | 20.90 | 79.10 | -0.21 | |
| GP-14 - 23 | 10/17/2025 09:20 | 0.00 | 0.00 | 20.70 | 79.30 | -0.11 | |
| GP-14 - 23 | 10/24/2025 07:50 | 0.00 | 0.00 | 20.90 | 79.10 | -0.08 | |
| GP-14 - 23 | 10/31/2025 09:35 | 0.00 | 0.00 | 20.60 | 79.40 | -0.20 | |
| GP-14 - 23 | 11/4/2025 09:48 | 0.00 | 0.00 | 20.40 | 79.60 | -0.16 | |
| GP-14 - 23 | 11/10/2025 13:36 | 0.00 | 0.00 | 20.80 | 79.20 | -0.17 | |

# Chiquita Canyon Landfill - Monitoring Probes Data - 10/01/2025 to 12/31/2025

| Point Name | Record Date | CH4 (% by vol) | CO2 (% by vol) | O2 (% by vol) | Bal Gas (% by vol) | Rel Press ("H2O) | Comments |
|---|---|---|---|---|---|---|---|
| GP-14 - 23 | 11/18/2025 10:13 | 0.00 | 0.00 | 22.10 | 77.90 | -0.07 | Valve Adjustment:Reduced System Vac/Flare Down |
| GP-14 - 23 | 11/24/2025 07:13 | 0.00 | 0.00 | 20.80 | 79.20 | -0.11 | Valve Adjustment:Reduced System Vac/Flare Down |
| GP-14 - 23 | 12/1/2025 08:33 | 0.00 | 0.00 | 20.80 | 79.20 | -0.19 | |
| GP-14 - 23 | 12/9/2025 09:17 | 0.00 | 0.00 | 20.20 | 79.80 | -0.16 | |
| GP-14 - 23 | 12/18/2025 08:11 | 0.00 | 0.00 | 20.80 | 79.20 | -0.40 | |
| GP-14 - 23 | 12/22/2025 08:54 | 0.00 | 0.00 | 20.70 | 79.30 | -0.31 | |
| GP-14 - 23 | 12/29/2025 08:04 | 0.00 | 0.00 | 20.70 | 79.30 | -0.16 | Valve Adjustment:Reduced System Vac/Flare Down |
| GP-14 - 44 | 10/3/2025 10:32 | 0.00 | 1.40 | 18.70 | 79.90 | -0.20 | |
| GP-14 - 44 | 10/10/2025 10:01 | 0.00 | 1.40 | 19.00 | 79.60 | -0.20 | |
| GP-14 - 44 | 10/17/2025 09:23 | 0.00 | 1.40 | 19.00 | 79.60 | -0.12 | |
| GP-14 - 44 | 10/24/2025 07:53 | 0.00 | 1.40 | 18.70 | 79.90 | -0.09 | |
| GP-14 - 44 | 10/31/2025 09:38 | 0.00 | 1.50 | 18.00 | 80.50 | -0.22 | |
| GP-14 - 44 | 11/4/2025 09:51 | 0.00 | 1.40 | 18.40 | 80.20 | -0.16 | |
| GP-14 - 44 | 11/10/2025 13:39 | 0.00 | 1.30 | 18.90 | 79.80 | -0.13 | |
| GP-14 - 44 | 11/18/2025 10:17 | 0.00 | 1.30 | 20.00 | 78.70 | -0.07 | Valve Adjustment:Reduced System Vac/Flare Down |
| GP-14 - 44 | 11/24/2025 07:16 | 0.00 | 1.40 | 19.20 | 79.40 | -0.14 | Valve Adjustment:Reduced System Vac/Flare Down |
| GP-14 - 44 | 12/1/2025 08:36 | 0.00 | 1.60 | 18.90 | 79.50 | -0.23 | |
| GP-14 - 44 | 12/9/2025 09:20 | 0.00 | 1.30 | 17.90 | 80.80 | -0.17 | |
| GP-14 - 44 | 12/18/2025 08:13 | 0.00 | 1.30 | 18.60 | 80.10 | -0.42 | |
| GP-14 - 44 | 12/22/2025 08:57 | 0.00 | 1.30 | 18.60 | 80.10 | -0.32 | |
| GP-14 - 44 | 12/29/2025 08:06 | 0.00 | 1.30 | 18.90 | 79.80 | -0.18 | Valve Adjustment:Reduced System Vac/Flare Down |
| GP-14 - 67 | 10/3/2025 10:36 | 0.00 | 3.50 | 11.30 | 85.20 | -0.33 | |
| GP-14 - 67 | 10/10/2025 10:04 | 0.00 | 2.80 | 13.50 | 83.70 | -0.41 | |
| GP-14 - 67 | 10/17/2025 09:27 | 0.00 | 3.20 | 13.90 | 82.90 | -0.47 | |
| GP-14 - 67 | 10/24/2025 07:56 | 0.00 | 4.40 | 10.60 | 85.00 | -0.26 | |
| GP-14 - 67 | 10/31/2025 09:41 | 0.00 | 3.70 | 13.00 | 83.30 | -0.64 | |
| GP-14 - 67 | 11/4/2025 09:54 | 0.00 | 2.60 | 14.90 | 82.50 | -0.47 | |
| GP-14 - 67 | 11/10/2025 13:43 | 0.00 | 2.40 | 15.40 | 82.20 | -0.01 | |
| GP-14 - 67 | 11/18/2025 10:23 | 0.00 | 4.80 | 10.70 | 84.50 | -0.28 | Valve Adjustment:Reduced System Vac/Flare Down |
| GP-14 - 67 | 11/24/2025 07:19 | 0.00 | 2.80 | 14.50 | 82.70 | -0.47 | Valve Adjustment:Reduced System Vac/Flare Down |
| GP-14 - 67 | 12/1/2025 08:40 | 0.00 | 4.40 | 13.40 | 82.20 | -0.72 | |
| GP-14 - 67 | 12/9/2025 09:24 | 0.00 | 4.30 | 10.00 | 85.70 | -0.30 | |

# Chiquita Canyon Landfill - Monitoring Probes Data - 10/01/2025 to 12/31/2025

| Point Name | Record Date | CH4 (% by vol) | CO2 (% by vol) | O2 (% by vol) | Bal Gas (% by vol) | Rel Press ("H2O) | Comments |
|---|---|---|---|---|---|---|---|
| GP-14 - 67 | 12/18/2025 08:17 | 0.00 | 3.10 | 12.80 | 84.10 | -0.83 | |
| GP-14 - 67 | 12/22/2025 09:01 | 0.00 | 2.90 | 12.80 | 84.30 | -0.58 | |
| GP-14 - 67 | 12/29/2025 08:10 | 0.00 | 2.70 | 14.30 | 83.00 | -0.51 | Valve Adjustment:Reduced System Vac/Flare Down |
| GP-14 - 134 | 10/3/2025 10:43 | 0.00 | 9.40 | 1.40 | 89.20 | -2.36 | |
| GP-14 - 134 | 10/10/2025 10:12 | 0.00 | 10.00 | 0.70 | 89.30 | -3.43 | |
| GP-14 - 134 | 10/17/2025 09:34 | 0.00 | 8.00 | 5.40 | 86.60 | -2.34 | |
| GP-14 - 134 | 10/24/2025 08:03 | 0.00 | 7.30 | 7.20 | 85.50 | -1.41 | |
| GP-14 - 134 | 10/31/2025 09:48 | 0.00 | 8.30 | 4.00 | 87.70 | -3.14 | |
| GP-14 - 134 | 11/4/2025 10:03 | 0.00 | 8.70 | 3.50 | 87.80 | -3.09 | |
| GP-14 - 134 | 11/10/2025 13:50 | 0.00 | 8.70 | 4.00 | 87.30 | -2.69 | |
| GP-14 - 134 | 11/18/2025 10:33 | 0.00 | 8.80 | 4.90 | 86.30 | -1.29 | Valve Adjustment:Reduced System Vac/Flare Down |
| GP-14 - 134 | 11/24/2025 07:28 | 0.00 | 7.90 | 6.60 | 85.50 | -2.19 | Valve Adjustment:Reduced System Vac/Flare Down |
| GP-14 - 134 | 12/1/2025 08:46 | 0.00 | 7.90 | 5.90 | 86.20 | -2.72 | |
| GP-14 - 134 | 12/9/2025 09:31 | 0.00 | 7.30 | 6.20 | 86.50 | -1.85 | |
| GP-14 - 134 | 12/18/2025 08:24 | 0.00 | 7.90 | 5.70 | 86.40 | -4.31 | |
| GP-14 - 134 | 12/22/2025 09:07 | 0.00 | 9.50 | 3.30 | 87.20 | -3.83 | |
| GP-14 - 134 | 12/29/2025 08:17 | 0.00 | 8.10 | 8.60 | 83.30 | -2.19 | Valve Adjustment:Reduced System Vac/Flare Down |
| GP-15 - 10 | 10/1/2025 09:19 | 3.30 | 25.00 | 6.40 | 65.30 | -0.03 | |
| GP-15 - 10 | 10/2/2025 08:44 | 23.00 | 62.10 | 0.10 | 14.80 | -0.03 | |
| GP-15 - 10 | 10/3/2025 09:03 | 27.30 | 64.70 | 0.00 | 8.00 | -0.04 | |
| GP-15 - 10 | 10/6/2025 09:01 | 3.00 | 18.20 | 9.70 | 69.10 | -0.09 | |
| GP-15 - 10 | 10/7/2025 09:45 | 1.20 | 10.90 | 13.80 | 74.10 | -0.11 | |
| GP-15 - 10 | 10/8/2025 08:30 | 0.30 | 5.70 | 17.20 | 76.80 | -0.22 | |
| GP-15 - 10 | 10/9/2025 10:28 | 8.10 | 34.10 | 5.00 | 52.80 | 0.10 | |
| GP-15 - 10 | 10/10/2025 09:14 | 1.30 | 9.30 | 14.40 | 75.00 | -0.14 | |
| GP-15 - 10 | 10/13/2025 07:58 | 0.90 | 7.10 | 17.20 | 74.80 | -0.19 | |
| GP-15 - 10 | 10/15/2025 10:38 | 0.40 | 1.10 | 13.10 | 85.40 | -0.03 | |
| GP-15 - 10 | 10/16/2025 08:54 | 19.30 | 53.80 | 0.10 | 26.80 | -0.03 | |
| GP-15 - 10 | 10/17/2025 08:14 | 7.10 | 33.30 | 6.50 | 53.10 | -0.08 | |
| GP-15 - 10 | 10/20/2025 08:10 | 4.80 | 26.10 | 8.80 | 60.30 | -0.10 | |
| GP-15 - 10 | 10/21/2025 08:06 | 16.80 | 50.80 | 0.50 | 31.90 | -0.03 | |
| GP-15 - 10 | 10/22/2025 07:10 | 22.40 | 57.00 | 0.60 | 20.00 | -0.04 | |

# Chiquita Canyon Landfill - Monitoring Probes Data - 10/01/2025 to 12/31/2025

| Point Name | Record Date | CH4 (% by vol) | CO2 (% by vol) | O2 (% by vol) | Bal Gas (% by vol) | Rel Press ("H2O) | Comments |
|---|---|---|---|---|---|---|---|
| GP-15 - 10 | 10/23/2025 09:19 | 11.60 | 43.40 | 2.60 | 42.40 | -0.05 | |
| GP-15 - 10 | 10/24/2025 08:10 | 22.30 | 54.60 | 1.30 | 21.80 | -0.06 | |
| GP-15 - 10 | 10/27/2025 07:58 | 25.10 | 60.50 | 1.30 | 13.10 | 0.04 | |
| GP-15 - 10 | 10/28/2025 08:02 | 9.00 | 40.40 | 5.90 | 44.70 | -0.10 | |
| GP-15 - 10 | 10/29/2025 08:00 | 0.70 | 7.40 | 16.60 | 75.30 | -0.18 | |
| GP-15 - 10 | 10/30/2025 09:15 | 1.60 | 9.50 | 14.50 | 74.40 | -0.15 | |
| GP-15 - 10 | 10/31/2025 07:56 | 0.50 | 5.70 | 17.80 | 76.00 | -0.20 | |
| GP-15 - 10 | 11/3/2025 09:31 | 0.30 | 4.10 | 17.50 | 78.10 | -0.17 | |
| GP-15 - 10 | 11/4/2025 09:06 | 0.20 | 3.60 | 18.00 | 78.20 | -0.18 | |
| GP-15 - 10 | 11/5/2025 08:56 | 0.20 | 3.40 | 18.20 | 78.20 | -0.21 | |
| GP-15 - 10 | 11/6/2025 08:50 | 0.10 | 0.90 | 18.60 | 80.40 | -0.20 | |
| GP-15 - 10 | 11/7/2025 08:51 | 0.60 | 4.30 | 17.10 | 78.00 | -0.16 | |
| GP-15 - 10 | 11/10/2025 07:17 | 0.00 | 0.60 | 20.10 | 79.30 | -0.32 | |
| GP-15 - 10 | 11/11/2025 06:47 | 0.10 | 1.00 | 19.80 | 79.10 | -0.28 | |
| GP-15 - 10 | 11/12/2025 06:58 | 0.00 | 0.50 | 20.20 | 79.30 | -0.30 | |
| GP-15 - 10 | 11/13/2025 07:38 | 0.00 | 0.80 | 20.00 | 79.20 | -0.30 | |
| GP-15 - 10 | 11/18/2025 09:36 | 0.00 | 0.00 | 22.20 | 77.80 | -0.14 | Valve Adjustment:Reduced System Vac/Flare Down |
| GP-15 - 10 | 11/19/2025 10:20 | 0.60 | 8.10 | 14.50 | 76.80 | -0.04 | |
| GP-15 - 10 | 11/20/2025 07:33 | 0.30 | 3.20 | 18.00 | 78.50 | -0.13 | |
| GP-15 - 10 | 11/24/2025 07:34 | 0.00 | 2.40 | 18.30 | 79.30 | -0.17 | Valve Adjustment:Reduced System Vac/Flare Down |
| GP-15 - 10 | 11/25/2025 08:53 | 0.10 | 1.60 | 18.70 | 79.60 | -0.19 | |
| GP-15 - 10 | 11/26/2025 07:10 | 0.10 | 0.80 | 20.00 | 79.10 | -0.25 | |
| GP-15 - 10 | 12/1/2025 07:06 | 0.10 | 0.70 | 19.90 | 79.30 | -0.23 | |
| GP-15 - 10 | 12/2/2025 07:21 | 0.40 | 3.40 | 17.10 | 79.10 | -0.10 | |
| GP-15 - 10 | 12/3/2025 07:09 | 1.20 | 5.50 | 18.20 | 75.10 | -0.21 | |
| GP-15 - 10 | 12/4/2025 08:13 | 0.00 | 0.20 | 20.20 | 79.60 | -0.50 | |
| GP-15 - 10 | 12/5/2025 07:15 | 0.20 | 2.70 | 17.60 | 79.50 | -0.13 | |
| GP-15 - 10 | 12/8/2025 07:13 | 0.10 | 1.50 | 19.50 | 78.90 | -0.20 | |
| GP-15 - 10 | 12/9/2025 07:13 | 0.10 | 1.80 | 18.90 | 79.20 | -0.16 | |
| GP-15 - 10 | 12/10/2025 07:17 | 0.10 | 1.30 | 19.80 | 78.80 | -0.23 | |
| GP-15 - 10 | 12/11/2025 08:12 | 0.10 | 0.20 | 20.60 | 79.10 | -0.42 | |
| GP-15 - 10 | 12/12/2025 07:22 | 0.00 | 0.50 | 20.60 | 78.90 | -0.45 | |

# Chiquita Canyon Landfill - Monitoring Probes Data - 10/01/2025 to 12/31/2025

| Point Name | Record Date | CH4 (% by vol) | CO2 (% by vol) | O2 (% by vol) | Bal Gas (% by vol) | Rel Press ("H2O) | Comments |
|---|---|---|---|---|---|---|---|
| GP-15 - 10 | 12/15/2025 07:24 | 0.10 | 1.80 | 19.20 | 78.90 | -0.16 | |
| GP-15 - 10 | 12/16/2025 07:27 | 0.10 | 0.50 | 20.30 | 79.10 | -0.33 | |
| GP-15 - 10 | 12/17/2025 08:21 | 0.10 | 1.40 | 18.60 | 79.90 | -0.21 | |
| GP-15 - 10 | 12/18/2025 07:46 | 0.00 | 0.20 | 20.90 | 78.90 | 0.01 | |
| GP-15 - 10 | 12/19/2025 07:55 | 0.00 | 0.80 | 19.60 | 79.60 | -0.30 | |
| GP-15 - 10 | 12/22/2025 07:59 | 0.00 | 0.80 | 19.90 | 79.30 | -0.33 | |
| GP-15 - 10 | 12/23/2025 07:31 | 0.00 | 0.20 | 21.00 | 78.80 | -0.37 | |
| GP-15 - 10 | 12/29/2025 08:34 | 0.00 | 0.10 | 20.20 | 79.70 | -0.40 | Valve Adjustment:Reduced System Vac/Flare Down |
| GP-15 - 10 | 12/30/2025 08:18 | 0.00 | 0.20 | 20.20 | 79.60 | -0.43 | |
| GP-15 - 10 | 12/31/2025 07:32 | 0.00 | 0.10 | 20.80 | 79.10 | -0.29 | |
| GP-15 - 40 | 10/1/2025 09:21 | 23.80 | 66.30 | 0.10 | 9.80 | -0.07 | |
| GP-15 - 40 | 10/2/2025 08:47 | 27.90 | 68.00 | 0.00 | 4.10 | -0.06 | |
| GP-15 - 40 | 10/3/2025 09:06 | 28.10 | 67.70 | 0.00 | 4.20 | -0.08 | |
| GP-15 - 40 | 10/6/2025 09:04 | 22.10 | 61.10 | 0.20 | 16.60 | -0.18 | Valve Adjustment:Reduced System Vac/Flare Down |
| GP-15 - 40 | 10/7/2025 09:48 | 18.50 | 54.30 | 2.10 | 25.10 | -0.22 | |
| GP-15 - 40 | 10/8/2025 08:34 | 15.20 | 46.20 | 4.70 | 33.90 | -0.36 | |
| GP-15 - 40 | 10/9/2025 10:32 | 20.40 | 58.40 | 0.60 | 20.60 | 0.07 | |
| GP-15 - 40 | 10/10/2025 09:17 | 17.50 | 52.30 | 2.60 | 27.60 | -0.25 | |
| GP-15 - 40 | 10/13/2025 08:01 | 16.30 | 48.10 | 4.10 | 31.50 | -0.32 | |
| GP-15 - 40 | 10/15/2025 10:43 | 21.00 | 60.00 | 0.30 | 18.70 | -0.09 | |
| GP-15 - 40 | 10/16/2025 08:56 | 25.40 | 65.70 | 0.00 | 8.90 | -0.06 | |
| GP-15 - 40 | 10/17/2025 08:17 | 25.50 | 63.60 | 0.60 | 10.30 | -0.14 | |
| GP-15 - 40 | 10/20/2025 08:13 | 25.50 | 64.20 | 0.20 | 10.10 | -0.18 | |
| GP-15 - 40 | 10/21/2025 08:09 | 25.70 | 64.50 | 0.30 | 9.50 | -0.08 | |
| GP-15 - 40 | 10/22/2025 07:13 | 26.70 | 66.10 | 0.40 | 6.80 | -0.10 | |
| GP-15 - 40 | 10/23/2025 09:22 | 25.20 | 63.50 | 1.30 | 10.00 | -0.09 | |
| GP-15 - 40 | 10/24/2025 08:13 | 26.10 | 64.30 | 1.20 | 8.40 | -0.10 | |
| GP-15 - 40 | 10/27/2025 08:01 | 26.60 | 65.50 | 1.10 | 6.80 | 0.02 | |
| GP-15 - 40 | 10/28/2025 08:05 | 27.60 | 66.10 | 0.40 | 5.90 | -0.15 | |
| GP-15 - 40 | 10/29/2025 08:03 | 17.50 | 48.80 | 4.00 | 29.70 | -0.30 | |
| GP-15 - 40 | 10/30/2025 09:18 | 18.50 | 51.90 | 2.40 | 27.20 | -0.25 | |
| GP-15 - 40 | 10/31/2025 07:59 | 15.20 | 43.90 | 5.70 | 35.20 | -0.33 | |

# Chiquita Canyon Landfill - Monitoring Probes Data - 10/01/2025 to 12/31/2025

| Point Name | Record Date | CH4 (% by vol) | CO2 (% by vol) | O2 (% by vol) | Bal Gas (% by vol) | Rel Press ("H2O) | Comments |
|---|---|---|---|---|---|---|---|
| GP-15 - 40 | 11/3/2025 09:38 | 13.50 | 38.40 | 6.70 | 41.40 | -0.30 | |
| GP-15 - 40 | 11/4/2025 09:10 | 11.30 | 35.20 | 8.20 | 45.30 | -0.30 | |
| GP-15 - 40 | 11/5/2025 08:59 | 10.00 | 33.70 | 8.40 | 47.90 | -0.32 | |
| GP-15 - 40 | 11/6/2025 08:53 | 11.20 | 36.40 | 7.60 | 44.80 | -0.32 | |
| GP-15 - 40 | 11/7/2025 08:54 | 12.90 | 40.40 | 6.10 | 40.60 | -0.27 | |
| GP-15 - 40 | 11/10/2025 07:20 | 6.30 | 22.10 | 12.50 | 59.10 | -0.47 | |
| GP-15 - 40 | 11/11/2025 06:50 | 8.40 | 28.50 | 10.40 | 52.70 | -0.41 | |
| GP-15 - 40 | 11/12/2025 07:01 | 8.00 | 27.70 | 10.70 | 53.60 | -0.43 | |
| GP-15 - 40 | 11/13/2025 07:41 | 6.70 | 24.40 | 11.80 | 57.10 | -0.44 | |
| GP-15 - 40 | 11/18/2025 09:40 | 13.30 | 42.80 | 4.50 | 39.40 | -0.22 | Valve Adjustment:Reduced System Vac/Flare Down |
| GP-15 - 40 | 11/19/2025 10:23 | 12.90 | 38.40 | 5.50 | 43.20 | -0.11 | Valve Adjustment:Reduced System Vac/Flare Down |
| GP-15 - 40 | 11/20/2025 07:36 | 12.30 | 40.50 | 5.30 | 41.90 | -0.22 | |
| GP-15 - 40 | 11/24/2025 07:37 | 9.30 | 33.50 | 7.30 | 49.90 | -0.26 | Valve Adjustment:Reduced System Vac/Flare Down |
| GP-15 - 40 | 11/25/2025 08:56 | 9.50 | 32.30 | 8.10 | 50.10 | -0.30 | |
| GP-15 - 40 | 11/26/2025 07:13 | 6.50 | 24.40 | 11.50 | 57.60 | -0.36 | |
| GP-15 - 40 | 12/1/2025 07:08 | 8.80 | 29.50 | 9.90 | 51.80 | -0.36 | |
| GP-15 - 40 | 12/2/2025 07:24 | 16.10 | 45.30 | 2.90 | 35.70 | -0.16 | |
| GP-15 - 40 | 12/3/2025 07:11 | 13.70 | 41.60 | 4.90 | 39.80 | -0.31 | |
| GP-15 - 40 | 12/4/2025 08:16 | 3.60 | 11.70 | 15.70 | 69.00 | -0.71 | |
| GP-15 - 40 | 12/5/2025 07:18 | 12.00 | 37.70 | 6.20 | 44.10 | -0.20 | |
| GP-15 - 40 | 12/8/2025 07:15 | 8.20 | 27.10 | 10.10 | 54.60 | -0.30 | |
| GP-15 - 40 | 12/9/2025 07:16 | 10.40 | 33.80 | 7.60 | 48.20 | -0.25 | |
| GP-15 - 40 | 12/10/2025 07:20 | 8.20 | 27.40 | 10.40 | 54.00 | -0.36 | |
| GP-15 - 40 | 12/11/2025 08:15 | 4.60 | 14.70 | 14.70 | 66.00 | -0.60 | |
| GP-15 - 40 | 12/12/2025 07:24 | 4.00 | 13.10 | 15.60 | 67.30 | -0.61 | |
| GP-15 - 40 | 12/15/2025 07:26 | 9.60 | 32.40 | 7.90 | 50.10 | -0.23 | Valve Adjustment:Reduced System Vac/Flare Down |
| GP-15 - 40 | 12/16/2025 07:30 | 5.00 | 17.40 | 13.80 | 63.80 | -0.44 | |
| GP-15 - 40 | 12/17/2025 08:24 | 8.40 | 26.50 | 9.40 | 55.70 | -0.30 | |
| GP-15 - 40 | 12/18/2025 07:49 | 3.90 | 13.40 | 15.40 | 67.30 | -0.60 | |
| GP-15 - 40 | 12/19/2025 07:59 | 4.00 | 12.90 | 14.90 | 68.20 | -0.41 | |
| GP-15 - 40 | 12/22/2025 08:02 | 4.20 | 14.30 | 14.30 | 67.20 | -0.46 | |
| GP-15 - 40 | 12/23/2025 07:35 | 4.60 | 16.80 | 13.50 | 65.10 | -0.51 | |

# Chiquita Canyon Landfill - Monitoring Probes Data - 10/01/2025 to 12/31/2025

| Point Name | Record Date | CH4 (% by vol) | CO2 (% by vol) | O2 (% by vol) | Bal Gas (% by vol) | Rel Press ("H2O) | Comments |
|---|---|---|---|---|---|---|---|
| GP-15 - 40 | 12/29/2025 08:37 | 2.80 | 10.40 | 15.40 | 71.40 | -0.58 | Valve Adjustment:Reduced System Vac/Flare Down |
| GP-15 - 40 | 12/30/2025 08:21 | 2.80 | 10.40 | 15.70 | 71.10 | -0.58 | |
| GP-15 - 40 | 12/31/2025 07:35 | 4.60 | 17.40 | 13.30 | 64.70 | -0.41 | |
| GP-15 - 60 | 10/1/2025 09:25 | 22.70 | 60.60 | 0.00 | 16.70 | -0.67 | |
| GP-15 - 60 | 10/2/2025 08:51 | 22.80 | 59.70 | 0.00 | 17.50 | -0.64 | |
| GP-15 - 60 | 10/3/2025 09:09 | 22.90 | 58.60 | 0.00 | 18.50 | -0.72 | |
| GP-15 - 60 | 10/6/2025 09:08 | 23.30 | 54.60 | 0.00 | 22.10 | -1.20 | |
| GP-15 - 60 | 10/7/2025 09:52 | 23.00 | 55.70 | 0.00 | 21.30 | -1.54 | |
| GP-15 - 60 | 10/8/2025 08:38 | 22.80 | 54.30 | 0.30 | 22.60 | -1.92 | |
| GP-15 - 60 | 10/9/2025 10:36 | 22.80 | 53.60 | 0.00 | 23.60 | -0.21 | |
| GP-15 - 60 | 10/10/2025 09:23 | 23.00 | 53.20 | 0.00 | 23.80 | -1.56 | |
| GP-15 - 60 | 10/13/2025 08:05 | 22.90 | 50.10 | 0.50 | 26.50 | -1.86 | |
| GP-15 - 60 | 10/15/2025 10:48 | 22.60 | 50.20 | 0.00 | 27.20 | -0.82 | |
| GP-15 - 60 | 10/16/2025 08:59 | 22.90 | 49.20 | 0.00 | 27.90 | -0.61 | |
| GP-15 - 60 | 10/17/2025 08:21 | 22.10 | 47.60 | 1.00 | 29.30 | -0.88 | |
| GP-15 - 60 | 10/20/2025 08:18 | 22.30 | 47.90 | 0.80 | 29.00 | -0.91 | |
| GP-15 - 60 | 10/21/2025 08:13 | 22.80 | 48.60 | 0.50 | 28.10 | -0.59 | |
| GP-15 - 60 | 10/22/2025 07:18 | 22.60 | 49.20 | 0.60 | 27.60 | -0.55 | |
| GP-15 - 60 | 10/23/2025 09:27 | 21.30 | 46.30 | 1.70 | 30.70 | -0.68 | |
| GP-15 - 60 | 10/24/2025 08:18 | 20.90 | 45.70 | 2.10 | 31.30 | -0.64 | |
| GP-15 - 60 | 10/27/2025 08:06 | 21.40 | 46.10 | 1.70 | 30.80 | -0.38 | |
| GP-15 - 60 | 10/28/2025 08:09 | 22.70 | 49.20 | 0.60 | 27.50 | -0.80 | |
| GP-15 - 60 | 10/29/2025 08:07 | 21.80 | 46.80 | 1.50 | 29.90 | -1.58 | |
| GP-15 - 60 | 10/30/2025 09:23 | 23.50 | 49.30 | 0.00 | 27.20 | -1.58 | |
| GP-15 - 60 | 10/31/2025 08:04 | 22.70 | 46.80 | 1.00 | 29.50 | -1.87 | |
| GP-15 - 60 | 11/3/2025 09:45 | 23.50 | 48.70 | 0.00 | 27.80 | -1.98 | |
| GP-15 - 60 | 11/4/2025 09:14 | 21.50 | 45.60 | 1.20 | 31.70 | -1.95 | |
| GP-15 - 60 | 11/5/2025 09:05 | 20.90 | 44.90 | 1.60 | 32.60 | -1.58 | |
| GP-15 - 60 | 11/6/2025 08:58 | 20.40 | 42.90 | 1.90 | 34.80 | -2.00 | |
| GP-15 - 60 | 11/7/2025 08:58 | 20.90 | 43.90 | 1.50 | 33.70 | -1.87 | |
| GP-15 - 60 | 11/10/2025 07:25 | 19.40 | 41.50 | 2.50 | 36.60 | -2.71 | |
| GP-15 - 60 | 11/11/2025 06:54 | 20.50 | 42.70 | 1.50 | 35.30 | -2.57 | |

# Chiquita Canyon Landfill - Monitoring Probes Data - 10/01/2025 to 12/31/2025

| Point Name | Record Date | CH4 (% by vol) | CO2 (% by vol) | O2 (% by vol) | Bal Gas (% by vol) | Rel Press ("H2O) | Comments |
|---|---|---|---|---|---|---|---|
| GP-15 - 60 | 11/12/2025 07:06 | 20.60 | 42.50 | 1.40 | 35.50 | -2.59 | |
| GP-15 - 60 | 11/13/2025 07:45 | 21.20 | 44.40 | 0.50 | 33.90 | -2.81 | |
| GP-15 - 60 | 11/18/2025 09:45 | 21.00 | 45.50 | 0.00 | 33.50 | -1.45 | Valve Adjustment:Reduced System Vac/Flare Down |
| GP-15 - 60 | 11/19/2025 10:27 | 18.80 | 41.60 | 1.20 | 38.40 | -0.88 | Valve Adjustment:Reduced System Vac/Flare Down |
| GP-15 - 60 | 11/20/2025 07:40 | 17.30 | 38.80 | 3.10 | 40.80 | -1.46 | |
| GP-15 - 60 | 11/24/2025 07:42 | 17.20 | 40.60 | 2.30 | 39.90 | -1.34 | Valve Adjustment:Reduced System Vac/Flare Down |
| GP-15 - 60 | 11/25/2025 09:00 | 18.20 | 42.00 | 1.20 | 38.60 | -1.76 | |
| GP-15 - 60 | 11/26/2025 07:17 | 15.80 | 38.00 | 3.70 | 42.50 | -1.95 | |
| GP-15 - 60 | 12/1/2025 07:13 | 16.10 | 38.90 | 2.90 | 42.10 | -1.87 | |
| GP-15 - 60 | 12/2/2025 07:28 | 16.50 | 39.90 | 2.30 | 41.30 | -1.15 | |
| GP-15 - 60 | 12/3/2025 07:16 | 15.50 | 37.50 | 3.70 | 43.30 | -1.60 | |
| GP-15 - 60 | 12/4/2025 08:20 | 15.50 | 37.80 | 2.70 | 44.00 | -3.78 | |
| GP-15 - 60 | 12/5/2025 07:22 | 14.70 | 37.40 | 3.70 | 44.20 | -1.35 | |
| GP-15 - 60 | 12/8/2025 07:20 | 14.90 | 38.40 | 3.00 | 43.70 | -1.76 | |
| GP-15 - 60 | 12/9/2025 07:20 | 14.80 | 38.40 | 3.10 | 43.70 | -1.59 | |
| GP-15 - 60 | 12/10/2025 07:24 | 14.80 | 38.40 | 2.90 | 43.90 | -2.02 | |
| GP-15 - 60 | 12/11/2025 08:20 | 14.30 | 37.10 | 3.10 | 45.50 | -3.66 | |
| GP-15 - 60 | 12/12/2025 07:28 | 14.10 | 37.50 | 3.60 | 44.80 | -3.71 | |
| GP-15 - 60 | 12/15/2025 07:31 | 13.90 | 38.90 | 2.40 | 44.80 | -1.44 | Valve Adjustment:Reduced System Vac/Flare Down |
| GP-15 - 60 | 12/16/2025 07:34 | 13.60 | 38.80 | 3.30 | 44.30 | -2.45 | |
| GP-15 - 60 | 12/17/2025 08:29 | 14.00 | 39.80 | 1.90 | 44.30 | -1.71 | |
| GP-15 - 60 | 12/18/2025 07:54 | 13.10 | 37.80 | 3.50 | 45.60 | -3.38 | |
| GP-15 - 60 | 12/19/2025 08:06 | 12.80 | 37.90 | 3.10 | 46.20 | -2.53 | |
| GP-15 - 60 | 12/22/2025 08:07 | 11.40 | 36.20 | 4.20 | 48.20 | -2.96 | |
| GP-15 - 60 | 12/23/2025 07:39 | 13.30 | 40.70 | 1.50 | 44.50 | -3.19 | |
| GP-15 - 60 | 12/29/2025 08:42 | 11.20 | 39.10 | 1.60 | 48.10 | -2.78 | Valve Adjustment:Reduced System Vac/Flare Down |
| GP-15 - 60 | 12/30/2025 08:26 | 11.30 | 39.20 | 1.60 | 47.90 | -3.14 | |
| GP-15 - 60 | 12/31/2025 07:40 | 11.80 | 40.60 | 1.20 | 46.40 | -2.55 | |
| GP-15 - 90 | 10/1/2025 09:31 | 3.10 | 23.50 | 7.20 | 66.20 | 0.00 | |
| GP-15 - 90 | 10/2/2025 08:57 | 15.60 | 54.00 | 1.60 | 28.80 | 0.02 | |
| GP-15 - 90 | 10/3/2025 09:15 | 24.10 | 61.50 | 0.50 | 13.90 | 0.03 | |
| GP-15 - 90 | 10/6/2025 09:14 | 1.10 | 9.40 | 14.30 | 75.20 | -0.06 | Valve Adjustment:Reduced System Vac/Flare Down |

# Chiquita Canyon Landfill - Monitoring Probes Data - 10/01/2025 to 12/31/2025

| Point Name | Record Date | CH4 (% by vol) | CO2 (% by vol) | O2 (% by vol) | Bal Gas (% by vol) | Rel Press ("H2O) | Comments |
|---|---|---|---|---|---|---|---|
| GP-15 - 90 | 10/7/2025 10:00 | 0.00 | 4.00 | 17.60 | 78.40 | -0.09 | |
| GP-15 - 90 | 10/8/2025 08:46 | 0.00 | 2.00 | 19.40 | 78.60 | -0.23 | |
| GP-15 - 90 | 10/9/2025 10:42 | 6.10 | 32.00 | 4.80 | 57.10 | 0.13 | |
| GP-15 - 90 | 10/10/2025 09:29 | 0.30 | 4.50 | 17.60 | 77.60 | -0.08 | |
| GP-15 - 90 | 10/13/2025 08:12 | 0.10 | 2.90 | 19.90 | 77.10 | -0.20 | |
| GP-15 - 90 | 10/15/2025 10:57 | 0.10 | 2.20 | 19.70 | 78.00 | -0.05 | |
| GP-15 - 90 | 10/16/2025 09:05 | 16.80 | 50.50 | 0.40 | 32.30 | 0.03 | |
| GP-15 - 90 | 10/17/2025 08:27 | 1.10 | 14.20 | 14.00 | 70.70 | -0.08 | |
| GP-15 - 90 | 10/20/2025 08:23 | 1.00 | 11.80 | 15.30 | 71.90 | -0.09 | |
| GP-15 - 90 | 10/21/2025 08:19 | 14.10 | 45.10 | 1.00 | 39.80 | 0.01 | |
| GP-15 - 90 | 10/22/2025 07:24 | 18.70 | 53.20 | 1.40 | 26.70 | 0.01 | |
| GP-15 - 90 | 10/23/2025 09:34 | 4.10 | 28.50 | 8.30 | 59.10 | -0.01 | |
| GP-15 - 90 | 10/24/2025 08:24 | 16.60 | 48.10 | 3.20 | 32.10 | -0.01 | |
| GP-15 - 90 | 10/27/2025 08:12 | 23.70 | 55.60 | 2.50 | 18.20 | 0.07 | |
| GP-15 - 90 | 10/28/2025 08:15 | 1.20 | 17.20 | 14.10 | 67.50 | -0.09 | |
| GP-15 - 90 | 10/29/2025 08:15 | 0.00 | 2.50 | 19.50 | 78.00 | -0.19 | |
| GP-15 - 90 | 10/30/2025 09:29 | 0.40 | 4.50 | 17.30 | 77.80 | -0.11 | |
| GP-15 - 90 | 10/31/2025 08:09 | 0.00 | 2.10 | 20.00 | 77.90 | -0.19 | |
| GP-15 - 90 | 11/3/2025 09:51 | 0.00 | 1.30 | 19.30 | 79.40 | -0.16 | |
| GP-15 - 90 | 11/4/2025 09:21 | 0.00 | 1.20 | 19.60 | 79.20 | -0.20 | |
| GP-15 - 90 | 11/5/2025 09:10 | 0.00 | 1.00 | 19.70 | 79.30 | -0.24 | |
| GP-15 - 90 | 11/6/2025 09:04 | 0.00 | 0.90 | 19.90 | 79.20 | -0.17 | |
| GP-15 - 90 | 11/7/2025 09:04 | 0.10 | 1.80 | 19.60 | 78.50 | -0.12 | |
| GP-15 - 90 | 11/10/2025 07:31 | 0.00 | 0.50 | 20.90 | 78.60 | -0.38 | |
| GP-15 - 90 | 11/11/2025 06:59 | 0.00 | 0.60 | 20.70 | 78.70 | -0.29 | |
| GP-15 - 90 | 11/12/2025 07:11 | 0.00 | 0.60 | 20.80 | 78.60 | -0.27 | |
| GP-15 - 90 | 11/13/2025 07:51 | 0.00 | 0.50 | 21.00 | 78.50 | -0.28 | |
| GP-15 - 90 | 11/18/2025 09:52 | 0.00 | 1.20 | 21.10 | 77.70 | -0.13 | Valve Adjustment:Reduced System Vac/Flare Down |
| GP-15 - 90 | 11/19/2025 10:33 | 0.00 | 2.60 | 17.90 | 79.50 | -0.04 | Valve Adjustment:Reduced System Vac/Flare Down |
| GP-15 - 90 | 11/20/2025 07:46 | 0.00 | 1.50 | 20.20 | 78.30 | -0.12 | |
| GP-15 - 90 | 11/24/2025 07:48 | 0.00 | 0.50 | 20.30 | 79.20 | -0.17 | Valve Adjustment:Reduced System Vac/Flare Down |
| GP-15 - 90 | 11/25/2025 09:05 | 0.00 | 0.10 | 20.40 | 79.50 | -0.18 | |

# Chiquita Canyon Landfill - Monitoring Probes Data - 10/01/2025 to 12/31/2025

| Point Name | Record Date | CH4 (% by vol) | CO2 (% by vol) | O2 (% by vol) | Bal Gas (% by vol) | Rel Press ("H2O) | Comments |
|---|---|---|---|---|---|---|---|
| GP-15 - 90 | 11/26/2025 07:23 | 0.00 | 0.30 | 21.20 | 78.50 | -0.24 | |
| GP-15 - 90 | 12/1/2025 07:18 | 0.00 | 0.70 | 20.90 | 78.40 | -0.26 | |
| GP-15 - 90 | 12/2/2025 07:33 | 0.00 | 1.80 | 19.70 | 78.50 | -0.06 | |
| GP-15 - 90 | 12/3/2025 07:21 | 0.40 | 2.30 | 20.30 | 77.00 | -0.17 | |
| GP-15 - 90 | 12/4/2025 08:25 | 0.00 | 0.10 | 20.40 | 79.50 | -0.58 | |
| GP-15 - 90 | 12/5/2025 07:27 | 0.00 | 0.10 | 20.50 | 79.40 | -0.12 | |
| GP-15 - 90 | 12/8/2025 07:25 | 0.00 | 0.10 | 21.20 | 78.70 | -0.52 | |
| GP-15 - 90 | 12/9/2025 07:25 | 0.00 | 0.10 | 21.10 | 78.80 | 0.03 | |
| GP-15 - 90 | 12/10/2025 07:28 | 0.00 | 0.20 | 21.40 | 78.40 | -0.27 | |
| GP-15 - 90 | 12/11/2025 08:24 | 0.00 | 0.10 | 21.00 | 78.90 | -0.92 | |
| GP-15 - 90 | 12/12/2025 07:33 | 0.00 | 0.20 | 21.10 | 78.70 | -1.07 | |
| GP-15 - 90 | 12/15/2025 07:35 | 0.00 | 0.00 | 21.50 | 78.50 | -0.21 | Valve Adjustment:Reduced System Vac/Flare Down |
| GP-15 - 90 | 12/16/2025 07:38 | 0.00 | 0.00 | 21.40 | 78.60 | -0.53 | |
| GP-15 - 90 | 12/17/2025 08:33 | 0.00 | 0.10 | 20.20 | 79.70 | -0.22 | |
| GP-15 - 90 | 12/18/2025 07:58 | 0.00 | 0.10 | 21.40 | 78.50 | -0.79 | |
| GP-15 - 90 | 12/19/2025 08:09 | 0.00 | 0.10 | 20.90 | 79.00 | -0.78 | |
| GP-15 - 90 | 12/22/2025 08:11 | 0.00 | 0.10 | 21.00 | 78.90 | -0.57 | |
| GP-15 - 90 | 12/23/2025 07:43 | 0.00 | 0.10 | 20.90 | 79.00 | -0.46 | |
| GP-15 - 90 | 12/29/2025 08:46 | 0.00 | 0.10 | 20.30 | 79.60 | -0.45 | Valve Adjustment:Reduced System Vac/Flare Down |
| GP-15 - 90 | 12/30/2025 08:31 | 0.00 | 0.00 | 20.60 | 79.40 | -0.49 | |
| GP-15 - 90 | 12/31/2025 07:44 | 0.00 | 0.00 | 21.30 | 78.70 | -0.28 | |
| GP-15 - 115 | 10/1/2025 09:42 | 33.60 | 38.00 | 5.80 | 22.60 | -0.03 | |
| GP-15 - 115 | 10/2/2025 09:08 | 35.60 | 38.90 | 5.00 | 20.50 | -0.23 | |
| GP-15 - 115 | 10/3/2025 09:25 | 36.10 | 39.30 | 4.80 | 19.80 | -0.10 | |
| GP-15 - 115 | 10/6/2025 09:26 | 35.20 | 37.30 | 5.20 | 22.30 | -0.35 | Valve Adjustment:Reduced System Vac/Flare Down |
| GP-15 - 115 | 10/7/2025 10:12 | 33.40 | 37.20 | 5.80 | 23.60 | -0.30 | |
| GP-15 - 115 | 10/8/2025 09:00 | 32.30 | 36.10 | 6.40 | 25.20 | -0.63 | |
| GP-15 - 115 | 10/9/2025 10:54 | 37.00 | 39.90 | 4.30 | 18.80 | 0.00 | |
| GP-15 - 115 | 10/10/2025 09:41 | 34.20 | 37.20 | 5.60 | 23.00 | -0.45 | |
| GP-15 - 115 | 10/13/2025 08:24 | 33.10 | 35.80 | 6.60 | 24.50 | -0.63 | |
| GP-15 - 115 | 10/15/2025 11:02 | 0.00 | 0.10 | 20.10 | 79.80 | -0.96 | |
| GP-15 - 115 | 10/16/2025 09:13 | 32.90 | 35.20 | 6.10 | 25.80 | -0.26 | |

# Chiquita Canyon Landfill - Monitoring Probes Data - 10/01/2025 to 12/31/2025

| Point Name | Record Date | CH4 (% by vol) | CO2 (% by vol) | O2 (% by vol) | Bal Gas (% by vol) | Rel Press ("H2O) | Comments |
|---|---|---|---|---|---|---|---|
| GP-15 - 115 | 10/17/2025 08:38 | 33.70 | 35.90 | 6.20 | 24.20 | -0.42 | |
| GP-15 - 115 | 10/20/2025 08:34 | 32.60 | 37.00 | 6.20 | 24.20 | -0.59 | |
| GP-15 - 115 | 10/21/2025 08:30 | 33.40 | 36.10 | 6.20 | 24.30 | -0.20 | |
| GP-15 - 115 | 10/22/2025 07:34 | 34.50 | 38.40 | 5.70 | 21.40 | -0.18 | |
| GP-15 - 115 | 10/23/2025 09:45 | 32.00 | 36.30 | 6.30 | 25.40 | -0.19 | |
| GP-15 - 115 | 10/24/2025 08:35 | 30.90 | 34.30 | 7.10 | 27.70 | -0.08 | |
| GP-15 - 115 | 10/27/2025 08:24 | 32.60 | 36.40 | 6.10 | 24.90 | 0.31 | |
| GP-15 - 115 | 10/28/2025 08:26 | 30.60 | 35.40 | 7.10 | 26.90 | -0.52 | |
| GP-15 - 115 | 10/29/2025 08:27 | 28.20 | 33.60 | 8.10 | 30.10 | -0.60 | |
| GP-15 - 115 | 10/30/2025 09:41 | 32.70 | 36.80 | 5.90 | 24.60 | -0.18 | |
| GP-15 - 115 | 10/31/2025 08:20 | 30.30 | 34.50 | 7.50 | 27.70 | -0.83 | |
| GP-15 - 115 | 11/3/2025 09:59 | 26.10 | 33.10 | 7.90 | 32.90 | -1.10 | |
| GP-15 - 115 | 11/4/2025 09:33 | 24.00 | 29.50 | 9.10 | 37.40 | -0.87 | |
| GP-15 - 115 | 11/5/2025 09:23 | 21.20 | 26.90 | 10.10 | 41.80 | -1.18 | |
| GP-15 - 115 | 11/6/2025 09:14 | 23.60 | 32.10 | 7.90 | 36.40 | -0.65 | |
| GP-15 - 115 | 11/7/2025 09:14 | 29.80 | 36.00 | 6.60 | 27.60 | -0.29 | |
| GP-15 - 115 | 11/10/2025 07:42 | 0.00 | 0.00 | 21.40 | 78.60 | -1.39 | |
| GP-15 - 115 | 11/11/2025 07:07 | 0.00 | 0.00 | 21.40 | 78.60 | -0.99 | |
| GP-15 - 115 | 11/12/2025 07:19 | 0.00 | 0.00 | 21.50 | 78.50 | -0.89 | |
| GP-15 - 115 | 11/13/2025 07:59 | 0.00 | 0.00 | 21.60 | 78.40 | -1.07 | |
| GP-15 - 115 | 11/18/2025 10:01 | 27.00 | 33.30 | 7.70 | 32.00 | -0.65 | Valve Adjustment:Reduced System Vac/Flare Down |
| GP-15 - 115 | 11/19/2025 10:41 | 0.00 | 0.10 | 20.30 | 79.60 | -0.70 | Valve Adjustment:Reduced System Vac/Flare Down |
| GP-15 - 115 | 11/20/2025 07:56 | 25.60 | 32.20 | 8.00 | 34.20 | -0.47 | |
| GP-15 - 115 | 11/24/2025 07:54 | 0.00 | 0.00 | 21.00 | 79.00 | -0.98 | Valve Adjustment:Reduced System Vac/Flare Down |
| GP-15 - 115 | 11/25/2025 09:10 | 0.00 | 0.00 | 20.60 | 79.40 | -1.29 | |
| GP-15 - 115 | 11/26/2025 07:30 | 0.00 | 0.00 | 21.10 | 78.90 | -0.89 | |
| GP-15 - 115 | 12/1/2025 07:24 | 0.00 | 0.00 | 21.80 | 78.20 | -0.87 | |
| GP-15 - 115 | 12/2/2025 07:38 | 0.00 | 0.10 | 21.30 | 78.60 | -0.71 | |
| GP-15 - 115 | 12/3/2025 07:31 | 28.40 | 35.20 | 7.60 | 28.80 | -0.81 | |
| GP-15 - 115 | 12/4/2025 08:31 | 0.00 | 0.00 | 20.90 | 79.10 | -2.10 | |
| GP-15 - 115 | 12/5/2025 07:32 | 0.00 | 0.00 | 20.60 | 79.40 | -0.73 | |
| GP-15 - 115 | 12/8/2025 07:29 | 0.00 | 0.00 | 21.40 | 78.60 | -1.42 | |

# Chiquita Canyon Landfill - Monitoring Probes Data - 10/01/2025 to 12/31/2025

| Point Name | Record Date | CH4 (% by vol) | CO2 (% by vol) | O2 (% by vol) | Bal Gas (% by vol) | Rel Press ("H2O) | Comments |
|---|---|---|---|---|---|---|---|
| GP-15 - 115 | 12/9/2025 07:30 | 0.00 | 0.00 | 21.10 | 78.90 | -0.80 | |
| GP-15 - 115 | 12/10/2025 07:34 | 0.00 | 0.00 | 21.10 | 78.90 | -1.36 | |
| GP-15 - 115 | 12/11/2025 08:29 | 0.00 | 0.00 | 21.00 | 79.00 | -2.04 | |
| GP-15 - 115 | 12/12/2025 07:39 | 0.00 | 0.00 | 21.10 | 78.90 | -1.65 | |
| GP-15 - 115 | 12/15/2025 07:40 | 0.00 | 0.00 | 21.00 | 79.00 | -1.03 | Valve Adjustment:Reduced System Vac/Flare Down |
| GP-15 - 115 | 12/16/2025 07:43 | 0.00 | 0.00 | 21.10 | 78.90 | -1.62 | |
| GP-15 - 115 | 12/17/2025 08:37 | 0.00 | 0.00 | 20.30 | 79.70 | -1.74 | |
| GP-15 - 115 | 12/18/2025 08:03 | 0.00 | 0.00 | 21.00 | 79.00 | -1.79 | |
| GP-15 - 115 | 12/19/2025 08:14 | 0.00 | 0.00 | 21.10 | 78.90 | -2.01 | |
| GP-15 - 115 | 12/22/2025 08:15 | 0.00 | 0.00 | 21.30 | 78.70 | -2.06 | |
| GP-15 - 115 | 12/23/2025 07:47 | 0.00 | 0.00 | 21.10 | 78.90 | -1.80 | |
| GP-15 - 115 | 12/29/2025 08:51 | 0.00 | 0.00 | 20.60 | 79.40 | -1.92 | Valve Adjustment:Reduced System Vac/Flare Down |
| GP-15 - 115 | 12/30/2025 08:36 | 0.00 | 0.00 | 20.90 | 79.10 | -1.81 | |
| GP-15 - 115 | 12/31/2025 07:50 | 0.00 | 0.00 | 21.00 | 79.00 | -0.91 | |
| GP-16 - 10 | 10/2/2025 14:01 | 0.00 | 0.90 | 20.70 | 78.40 | -0.01 | |
| GP-16 - 10 | 11/4/2025 10:18 | 0.00 | 0.50 | 19.90 | 79.60 | 0.01 | |
| GP-16 - 10 | 12/5/2025 13:07 | 0.00 | 0.80 | 18.40 | 80.80 | 0.02 | |
| GP-16 - 85 | 10/2/2025 14:04 | 0.00 | 4.20 | 12.00 | 83.80 | 0.35 | |
| GP-16 - 85 | 11/4/2025 10:21 | 0.00 | 4.10 | 11.70 | 84.20 | -0.04 | |
| GP-16 - 85 | 12/5/2025 13:10 | 0.00 | 4.20 | 11.70 | 84.10 | 0.42 | |
| GP-16 - 154 | 10/2/2025 14:09 | 0.00 | 0.00 | 15.10 | 84.90 | 0.13 | |
| GP-16 - 154 | 11/4/2025 10:27 | 0.00 | 0.00 | 14.90 | 85.10 | -1.08 | |
| GP-16 - 154 | 12/5/2025 13:16 | 0.00 | 0.00 | 14.70 | 85.30 | 0.32 | |
| GP-16 - 210 | 10/2/2025 14:18 | 0.00 | 0.00 | 20.70 | 79.30 | 0.27 | |
| GP-16 - 210 | 11/4/2025 10:33 | 0.00 | 0.00 | 19.70 | 80.30 | -0.94 | |
| GP-16 - 210 | 12/5/2025 13:21 | 0.00 | 0.00 | 19.40 | 80.60 | 0.56 | |
| GP-16 - 255 | 10/2/2025 14:34 | 0.00 | 0.00 | 21.50 | 78.50 | 0.33 | |
| GP-16 - 255 | 11/4/2025 10:43 | 0.00 | 0.00 | 21.30 | 78.70 | -0.81 | |
| GP-16 - 255 | 12/5/2025 13:28 | 0.00 | 0.00 | 21.00 | 79.00 | 0.35 | |
| GP-17 - 10 | 10/23/2025 13:41 | 0.00 | 0.30 | 20.60 | 79.10 | 0.01 | |
| GP-17 - 10 | 11/7/2025 10:08 | 0.00 | 0.30 | 20.90 | 78.80 | 0.01 | |
| GP-17 - 10 | 12/9/2025 09:42 | 0.00 | 0.60 | 18.90 | 80.50 | 0.00 | |

# Chiquita Canyon Landfill - Monitoring Probes Data - 10/01/2025 to 12/31/2025

| Point Name | Record Date | CH4 (% by vol) | CO2 (% by vol) | O2 (% by vol) | Bal Gas (% by vol) | Rel Press ("H2O) | Comments |
|---|---|---|---|---|---|---|---|
| GP-17 - 55 | 10/23/2025 13:44 | 0.00 | 0.30 | 18.30 | 81.40 | 0.38 | |
| GP-17 - 55 | 11/7/2025 10:11 | 0.00 | 0.30 | 18.30 | 81.40 | 0.24 | |
| GP-17 - 55 | 12/9/2025 09:44 | 0.00 | 0.40 | 17.20 | 82.40 | -0.14 | |
| GP-17 - 105 | 10/23/2025 13:50 | 0.00 | 0.10 | 18.30 | 81.60 | 0.35 | |
| GP-17 - 105 | 11/7/2025 10:15 | 0.00 | 0.10 | 18.20 | 81.70 | 0.53 | |
| GP-17 - 105 | 12/9/2025 09:49 | 0.00 | 0.10 | 17.30 | 82.60 | -0.12 | |
| GP-17 - 149 | 10/23/2025 13:56 | 0.00 | 0.00 | 17.70 | 82.30 | -0.02 | |
| GP-17 - 149 | 11/7/2025 10:20 | 0.00 | 0.00 | 17.50 | 82.50 | 0.75 | |
| GP-17 - 149 | 12/9/2025 09:53 | 0.00 | 0.00 | 16.80 | 83.20 | -0.42 | |
| GP-17 - 235 | 10/23/2025 14:07 | 0.00 | 0.00 | 19.10 | 80.90 | -0.09 | |
| GP-17 - 235 | 11/7/2025 10:27 | 0.00 | 0.00 | 18.60 | 81.40 | 1.13 | |
| GP-17 - 235 | 12/9/2025 10:01 | 0.00 | 0.00 | 19.00 | 81.00 | -0.48 | |
| GP-18 - 10 | 10/23/2025 11:04 | 0.00 | 0.70 | 20.30 | 79.00 | 0.01 | |
| GP-18 - 10 | 11/7/2025 10:45 | 0.00 | 0.20 | 20.50 | 79.30 | 0.03 | |
| GP-18 - 10 | 12/9/2025 10:11 | 0.00 | 0.10 | 19.60 | 80.30 | 0.01 | |
| GP-18 - 38 | 10/23/2025 11:07 | 0.00 | 0.30 | 20.00 | 79.70 | 0.02 | |
| GP-18 - 38 | 11/7/2025 10:48 | 0.00 | 0.30 | 20.20 | 79.50 | 0.34 | |
| GP-18 - 38 | 12/9/2025 10:14 | 0.00 | 0.30 | 19.40 | 80.30 | 0.00 | |
| GP-18 - 58 | 10/23/2025 11:10 | 0.00 | 0.40 | 19.60 | 80.00 | -0.10 | |
| GP-18 - 58 | 11/7/2025 10:52 | 0.00 | 0.10 | 19.80 | 80.10 | 1.09 | |
| GP-18 - 58 | 12/9/2025 10:17 | 0.00 | 0.30 | 19.00 | 80.70 | -0.01 | |
| GP-18 - 86 | 10/23/2025 11:14 | 0.00 | 0.10 | 19.70 | 80.20 | -0.35 | |
| GP-18 - 86 | 11/7/2025 10:57 | 0.00 | 0.10 | 16.60 | 83.30 | 0.71 | |
| GP-18 - 86 | 12/9/2025 10:21 | 0.00 | 0.10 | 19.00 | 80.90 | -0.07 | |
| GP-18 - 115 | 10/23/2025 11:21 | 0.00 | 0.10 | 15.90 | 84.00 | -1.09 | |
| GP-18 - 115 | 12/9/2025 10:26 | 0.00 | 0.00 | 16.70 | 83.30 | -0.71 | |
| GP-19 - 10 | 10/1/2025 10:15 | 0.00 | 1.90 | 19.50 | 78.60 | -0.01 | |
| GP-19 - 10 | 10/2/2025 10:22 | 0.00 | 2.30 | 18.80 | 78.90 | 0.01 | |
| GP-19 - 10 | 10/3/2025 11:06 | 0.00 | 2.80 | 18.80 | 78.40 | 0.01 | |
| GP-19 - 10 | 10/6/2025 10:29 | 0.00 | 1.90 | 18.90 | 79.20 | 0.01 | Valve Adjustment:Reduced System Vac/Flare Down |
| GP-19 - 10 | 10/7/2025 08:19 | 0.00 | 2.60 | 19.20 | 78.20 | 0.00 | |
| GP-19 - 10 | 10/15/2025 08:42 | 0.00 | 7.00 | 18.30 | 74.70 | 0.00 | |

# Chiquita Canyon Landfill - Monitoring Probes Data - 10/01/2025 to 12/31/2025

| Point Name | Record Date | CH4 (% by vol) | CO2 (% by vol) | O2 (% by vol) | Bal Gas (% by vol) | Rel Press ("H2O) | Comments |
|---|---|---|---|---|---|---|---|
| GP-19 - 10 | 10/23/2025 14:35 | 0.00 | 3.30 | 18.20 | 78.50 | 0.02 | |
| GP-19 - 10 | 10/31/2025 10:12 | 0.00 | 2.40 | 18.20 | 79.40 | 0.00 | |
| GP-19 - 10 | 11/3/2025 10:38 | 0.00 | 1.50 | 18.80 | 79.70 | | |
| GP-19 - 10 | 11/10/2025 09:43 | 0.00 | 1.50 | 19.30 | 79.20 | 0.01 | |
| GP-19 - 10 | 11/18/2025 07:30 | 0.00 | 2.90 | 16.70 | 80.40 | 0.00 | Valve Adjustment:Reduced System Vac/Flare Down |
| GP-19 - 10 | 11/24/2025 10:13 | 0.00 | 2.00 | 17.20 | 80.80 | 0.00 | Valve Adjustment:Reduced System Vac/Flare Down |
| GP-19 - 10 | 12/1/2025 10:02 | 0.00 | 3.40 | 17.20 | 79.40 | 0.00 | |
| GP-19 - 10 | 12/9/2025 12:58 | 0.00 | 7.90 | 7.40 | 84.70 | 0.01 | |
| GP-19 - 10 | 12/18/2025 10:05 | 0.00 | 8.70 | 7.90 | 83.40 | 0.01 | |
| GP-19 - 10 | 12/22/2025 09:41 | 0.00 | 8.60 | 7.70 | 83.70 | 0.00 | |
| GP-19 - 10 | 12/29/2025 09:25 | 0.00 | 4.90 | 14.00 | 81.10 | 0.00 | Valve Adjustment:Reduced System Vac/Flare Down |
| GP-19 - 84 | 10/1/2025 10:18 | 0.00 | 12.50 | 4.10 | 83.40 | -0.11 | |
| GP-19 - 84 | 10/2/2025 10:26 | 0.00 | 12.30 | 4.10 | 83.60 | -0.12 | |
| GP-19 - 84 | 10/3/2025 11:10 | 0.00 | 12.00 | 4.30 | 83.70 | -0.03 | |
| GP-19 - 84 | 10/6/2025 10:33 | 0.00 | 11.90 | 4.30 | 83.80 | -0.10 | Valve Adjustment:Reduced System Vac/Flare Down |
| GP-19 - 84 | 10/7/2025 08:23 | 0.00 | 12.70 | 4.40 | 82.90 | -0.28 | |
| GP-19 - 84 | 10/15/2025 08:47 | 0.00 | 12.30 | 4.60 | 83.10 | -0.43 | |
| GP-19 - 84 | 10/23/2025 14:39 | 0.00 | 11.00 | 6.70 | 82.30 | 0.22 | |
| GP-19 - 84 | 10/31/2025 10:15 | 0.00 | 11.10 | 6.40 | 82.50 | -0.20 | |
| GP-19 - 84 | 11/3/2025 10:45 | 0.00 | 10.90 | 6.50 | 82.60 | -0.01 | |
| GP-19 - 84 | 11/10/2025 09:47 | 0.00 | 10.80 | 7.70 | 81.50 | -0.12 | |
| GP-19 - 84 | 11/18/2025 07:35 | 0.00 | 11.20 | 7.30 | 81.50 | -0.22 | Valve Adjustment:Reduced System Vac/Flare Down |
| GP-19 - 84 | 11/24/2025 10:16 | 0.00 | 11.00 | 6.80 | 82.20 | -0.03 | Valve Adjustment:Reduced System Vac/Flare Down |
| GP-19 - 84 | 12/1/2025 10:05 | 0.00 | 11.10 | 6.50 | 82.40 | -0.33 | |
| GP-19 - 84 | 12/9/2025 13:01 | 0.00 | 11.10 | 7.10 | 81.80 | 0.32 | |
| GP-19 - 84 | 12/18/2025 10:09 | 0.00 | 11.00 | 6.40 | 82.60 | 0.00 | |
| GP-19 - 84 | 12/22/2025 09:44 | 0.00 | 11.20 | 6.20 | 82.60 | -0.14 | |
| GP-19 - 84 | 12/29/2025 09:29 | 0.00 | 11.90 | 5.70 | 82.40 | -0.34 | Valve Adjustment:Reduced System Vac/Flare Down |
| GP-19 - 116 | 10/1/2025 10:23 | 0.00 | 9.80 | 5.20 | 85.00 | -0.16 | |
| GP-19 - 116 | 10/2/2025 10:30 | 0.00 | 9.60 | 5.00 | 85.40 | -0.16 | |
| GP-19 - 116 | 10/3/2025 11:14 | 0.00 | 9.60 | 5.20 | 85.20 | -0.02 | |
| GP-19 - 116 | 10/6/2025 10:37 | 0.00 | 10.20 | 5.20 | 84.60 | -0.14 | Valve Adjustment:Reduced System Vac/Flare Down |

# Chiquita Canyon Landfill - Monitoring Probes Data - 10/01/2025 to 12/31/2025

| Point Name | Record Date | CH4 (% by vol) | CO2 (% by vol) | O2 (% by vol) | Bal Gas (% by vol) | Rel Press ("H2O) | Comments |
|---|---|---|---|---|---|---|---|
| GP-19 - 116 | 10/7/2025 08:28 | 0.00 | 10.30 | 5.20 | 84.50 | -0.36 | |
| GP-19 - 116 | 10/15/2025 08:54 | 0.00 | 9.10 | 5.70 | 85.20 | -0.65 | |
| GP-19 - 116 | 10/23/2025 14:42 | 0.00 | 9.20 | 6.90 | 83.90 | 0.30 | |
| GP-19 - 116 | 10/31/2025 10:20 | 0.00 | 9.70 | 6.20 | 84.10 | -0.27 | |
| GP-19 - 116 | 11/3/2025 10:53 | 0.00 | 8.70 | 6.40 | 84.90 | -0.01 | |
| GP-19 - 116 | 11/10/2025 09:52 | 0.00 | 8.50 | 7.60 | 83.90 | -0.21 | |
| GP-19 - 116 | 11/18/2025 07:40 | 0.00 | 10.90 | 7.20 | 81.90 | -0.29 | Valve Adjustment:Reduced System Vac/Flare Down |
| GP-19 - 116 | 11/24/2025 10:21 | 0.00 | 9.20 | 6.60 | 84.20 | -0.06 | Valve Adjustment:Reduced System Vac/Flare Down |
| GP-19 - 116 | 12/1/2025 10:09 | 0.00 | 9.70 | 6.30 | 84.00 | -0.48 | |
| GP-19 - 116 | 12/9/2025 13:05 | 0.00 | 10.80 | 6.90 | 82.30 | 0.48 | |
| GP-19 - 116 | 12/18/2025 10:13 | 0.00 | 10.90 | 6.40 | 82.70 | -0.07 | |
| GP-19 - 116 | 12/22/2025 09:49 | 0.00 | 10.10 | 6.10 | 83.80 | -0.15 | |
| GP-19 - 116 | 12/29/2025 09:34 | 0.00 | 9.60 | 6.30 | 84.10 | -0.47 | Valve Adjustment:Reduced System Vac/Flare Down |
| GP-1R - 26 | 10/27/2025 10:48 | 0.00 | 10.70 | 8.20 | 81.10 | -0.03 | |
| GP-1R - 26 | 11/19/2025 12:56 | 0.00 | 11.30 | 8.00 | 80.70 | 0.26 | Valve Adjustment:Reduced System Vac/Flare Down |
| GP-1R - 26 | 12/12/2025 09:38 | 0.00 | 11.00 | 7.60 | 81.40 | -0.02 | |
| GP-1R - 38 | 10/27/2025 10:50 | 0.00 | 10.80 | 7.70 | 81.50 | 0.09 | |
| GP-1R - 38 | 11/19/2025 12:59 | 0.00 | 11.30 | 7.40 | 81.30 | 0.25 | Valve Adjustment:Reduced System Vac/Flare Down |
| GP-1R - 38 | 12/12/2025 09:40 | 0.00 | 11.10 | 7.50 | 81.40 | -0.01 | |
| GP-1R - 47 | 10/27/2025 10:53 | 0.00 | 10.80 | 8.00 | 81.20 | 0.09 | |
| GP-1R - 47 | 11/19/2025 13:01 | 0.00 | 11.40 | 7.60 | 81.00 | 0.27 | Valve Adjustment:Reduced System Vac/Flare Down |
| GP-1R - 47 | 12/12/2025 09:42 | 0.00 | 5.90 | 13.00 | 81.10 | 0.01 | |
| GP-20 - 60 | 10/3/2025 13:42 | 0.00 | 13.90 | 4.60 | 81.50 | 0.15 | |
| GP-20 - 60 | 10/6/2025 10:47 | 0.70 | 14.20 | 2.30 | 82.80 | 0.01 | Valve Adjustment:Reduced System Vac/Flare Down |
| GP-20 - 60 | 10/7/2025 10:41 | 3.00 | 18.60 | 0.20 | 78.20 | -0.01 | |
| GP-20 - 60 | 10/8/2025 09:52 | 2.30 | 20.20 | 0.90 | 76.60 | -0.04 | |
| GP-20 - 60 | 10/9/2025 09:15 | 1.30 | 18.60 | 2.70 | 77.40 | -0.09 | |
| GP-20 - 60 | 10/10/2025 10:35 | 0.10 | 17.70 | 0.80 | 81.40 | 0.04 | |
| GP-20 - 60 | 10/13/2025 10:03 | 0.40 | 14.30 | 3.80 | 81.50 | -0.06 | |
| GP-20 - 60 | 10/14/2025 09:05 | 0.30 | 15.50 | 3.60 | 80.60 | -0.11 | |
| GP-20 - 60 | 10/16/2025 10:15 | 0.30 | 13.50 | 6.10 | 80.10 | -0.01 | |
| GP-20 - 60 | 10/17/2025 10:32 | 0.20 | 13.90 | 5.90 | 80.00 | -0.06 | |

# Chiquita Canyon Landfill - Monitoring Probes Data - 10/01/2025 to 12/31/2025

| Point Name | Record Date | CH4 (% by vol) | CO2 (% by vol) | O2 (% by vol) | Bal Gas (% by vol) | Rel Press ("H2O) | Comments |
|---|---|---|---|---|---|---|---|
| GP-20 - 60 | 10/20/2025 10:44 | 0.20 | 13.50 | 7.10 | 79.20 | -0.05 | |
| GP-20 - 60 | 10/21/2025 10:13 | 0.10 | 13.40 | 6.50 | 80.00 | -0.01 | |
| GP-20 - 60 | 10/22/2025 09:15 | 0.20 | 14.90 | 5.40 | 79.50 | -0.11 | |
| GP-20 - 60 | 10/23/2025 10:27 | 0.20 | 14.60 | 5.10 | 80.10 | -0.03 | |
| GP-20 - 60 | 10/24/2025 10:38 | 0.20 | 15.70 | 3.30 | 80.80 | -0.02 | |
| GP-20 - 60 | 10/27/2025 11:14 | 0.00 | 15.50 | 2.70 | 81.80 | 0.03 | |
| GP-20 - 60 | 10/28/2025 10:17 | 0.40 | 15.80 | 5.10 | 78.70 | -0.20 | |
| GP-20 - 60 | 10/29/2025 09:56 | 0.40 | 13.90 | 6.90 | 78.80 | -0.07 | |
| GP-20 - 60 | 10/30/2025 10:09 | 0.20 | 14.10 | 4.60 | 81.10 | 0.01 | |
| GP-20 - 60 | 10/31/2025 10:32 | 0.20 | 16.00 | 2.60 | 81.20 | -0.03 | |
| GP-20 - 60 | 11/4/2025 11:04 | 0.20 | 14.60 | 4.80 | 80.40 | 0.00 | |
| GP-20 - 60 | 11/5/2025 06:26 | 0.30 | 13.40 | 9.10 | 77.20 | -0.12 | |
| GP-20 - 60 | 11/6/2025 09:46 | 0.10 | 13.00 | 5.20 | 81.70 | 0.02 | |
| GP-20 - 60 | 11/7/2025 13:02 | 0.00 | 11.40 | 6.40 | 82.20 | 0.18 | |
| GP-20 - 60 | 11/10/2025 10:15 | 0.10 | 12.00 | 7.80 | 80.10 | -0.04 | |
| GP-20 - 60 | 11/11/2025 08:44 | 0.20 | 13.30 | 6.50 | 80.00 | -0.06 | |
| GP-20 - 60 | 11/12/2025 09:07 | 0.10 | 14.20 | 4.50 | 81.20 | -0.05 | |
| GP-20 - 60 | 11/13/2025 09:49 | 0.10 | 15.50 | 3.40 | 81.00 | -0.04 | |
| GP-20 - 60 | 11/14/2025 08:09 | 0.00 | 9.50 | 11.50 | 79.00 | -0.05 | |
| GP-20 - 60 | 11/17/2025 08:16 | 0.10 | 14.90 | 4.10 | 80.90 | -0.01 | |
| GP-20 - 60 | 11/19/2025 08:54 | 0.40 | 14.50 | 6.50 | 78.60 | -0.10 | Valve Adjustment:Reduced System Vac/Flare Down |
| GP-20 - 60 | 11/20/2025 09:47 | 0.40 | 15.40 | 4.70 | 79.50 | -0.06 | |
| GP-20 - 60 | 11/21/2025 10:22 | 0.20 | 13.90 | 6.00 | 79.90 | -0.11 | |
| GP-20 - 60 | 11/24/2025 12:07 | 0.00 | 13.30 | 5.90 | 80.80 | 0.03 | Valve Adjustment:Reduced System Vac/Flare Down |
| GP-20 - 60 | 11/25/2025 09:29 | 0.10 | 12.10 | 8.40 | 79.40 | -0.08 | |
| GP-20 - 60 | 11/26/2025 09:04 | 0.10 | 12.50 | 8.60 | 78.80 | -0.10 | |
| GP-20 - 60 | 12/1/2025 10:17 | 0.10 | 13.30 | 7.30 | 79.30 | -0.15 | |
| GP-20 - 60 | 12/2/2025 09:40 | 0.10 | 13.50 | 7.10 | 79.30 | -0.06 | |
| GP-20 - 60 | 12/3/2025 08:59 | 0.10 | 12.80 | 6.60 | 80.50 | -0.11 | |
| GP-20 - 60 | 12/4/2025 09:33 | 0.00 | 11.20 | 10.50 | 78.30 | -0.16 | |
| GP-20 - 60 | 12/5/2025 09:14 | 0.00 | 11.80 | 7.60 | 80.60 | -0.02 | |
| GP-20 - 60 | 12/8/2025 08:52 | 0.00 | 11.10 | 9.90 | 79.00 | -0.10 | |

# Chiquita Canyon Landfill - Monitoring Probes Data - 10/01/2025 to 12/31/2025

| Point Name | Record Date | CH4 (% by vol) | CO2 (% by vol) | O2 (% by vol) | Bal Gas (% by vol) | Rel Press ("H2O) | Comments |
|---|---|---|---|---|---|---|---|
| GP-20 - 60 | 12/9/2025 13:14 | 0.00 | 10.70 | 8.20 | 81.10 | 0.08 | |
| GP-20 - 60 | 12/10/2025 08:41 | 0.00 | 12.20 | 6.60 | 81.20 | -0.06 | |
| GP-20 - 60 | 12/11/2025 09:19 | 0.00 | 13.60 | 4.90 | 81.50 | -0.02 | |
| GP-20 - 60 | 12/12/2025 09:13 | 0.00 | 13.90 | 4.60 | 81.50 | -0.07 | |
| GP-20 - 60 | 12/15/2025 09:16 | 0.20 | 14.20 | 6.30 | 79.30 | -0.10 | Valve Adjustment:Reduced System Vac/Flare Down |
| GP-20 - 60 | 12/16/2025 09:17 | 0.10 | 15.50 | 3.80 | 80.60 | -0.04 | |
| GP-20 - 60 | 12/17/2025 09:07 | 0.10 | 13.70 | 5.10 | 81.10 | -0.03 | |
| GP-20 - 60 | 12/18/2025 10:22 | 0.00 | 11.80 | 6.50 | 81.70 | -0.01 | |
| GP-20 - 60 | 12/19/2025 09:27 | 0.10 | 15.20 | 4.40 | 80.30 | -0.08 | |
| GP-20 - 60 | 12/22/2025 10:03 | 0.10 | 15.60 | 3.60 | 80.70 | -0.02 | |
| GP-20 - 60 | 12/23/2025 09:11 | 0.00 | 9.60 | 11.40 | 79.00 | -0.01 | |
| GP-20 - 60 | 12/26/2025 08:07 | 0.10 | 12.60 | 7.80 | 79.50 | -0.06 | |
| GP-20 - 60 | 12/29/2025 09:47 | 0.00 | 9.90 | 11.10 | 79.00 | -0.16 | Valve Adjustment:Reduced System Vac/Flare Down |
| GP-20 - 60 | 12/30/2025 09:07 | 0.00 | 10.20 | 10.20 | 79.60 | -0.17 | |
| GP-20 - 60 | 12/31/2025 09:14 | 0.00 | 8.50 | 12.10 | 79.40 | -0.04 | |
| GP-20 - 105 | 10/3/2025 13:46 | 0.00 | 17.90 | 2.90 | 79.20 | 0.10 | |
| GP-20 - 105 | 10/6/2025 10:53 | 0.70 | 14.10 | 2.40 | 82.80 | 0.01 | Valve Adjustment:Reduced System Vac/Flare Down |
| GP-20 - 105 | 10/7/2025 10:46 | 3.30 | 19.00 | 0.30 | 77.40 | -0.01 | |
| GP-20 - 105 | 10/8/2025 09:56 | 2.10 | 19.50 | 1.30 | 77.10 | -0.07 | |
| GP-20 - 105 | 10/9/2025 09:21 | 0.10 | 16.20 | 5.00 | 78.70 | -0.21 | |
| GP-20 - 105 | 10/10/2025 10:41 | 0.00 | 19.60 | 0.00 | 80.40 | 0.02 | |
| GP-20 - 105 | 10/13/2025 10:08 | 0.40 | 14.20 | 3.90 | 81.50 | -0.06 | |
| GP-20 - 105 | 10/14/2025 09:10 | 0.20 | 15.70 | 3.50 | 80.60 | -0.14 | |
| GP-20 - 105 | 10/16/2025 10:21 | 0.30 | 12.80 | 6.90 | 80.00 | -0.01 | |
| GP-20 - 105 | 10/17/2025 10:37 | 0.20 | 12.50 | 7.70 | 79.60 | -0.08 | |
| GP-20 - 105 | 10/20/2025 10:49 | 0.10 | 11.70 | 9.20 | 79.00 | -0.06 | |
| GP-20 - 105 | 10/21/2025 10:17 | 0.10 | 12.90 | 7.30 | 79.70 | -0.02 | |
| GP-20 - 105 | 10/22/2025 09:20 | 0.10 | 13.80 | 6.50 | 79.60 | -0.11 | |
| GP-20 - 105 | 10/23/2025 10:31 | 0.20 | 14.10 | 5.90 | 79.80 | -0.04 | |
| GP-20 - 105 | 10/24/2025 10:42 | 0.20 | 15.30 | 3.50 | 81.00 | -0.02 | |
| GP-20 - 105 | 10/27/2025 11:17 | 0.00 | 15.70 | 2.70 | 81.60 | 0.04 | |
| GP-20 - 105 | 10/28/2025 10:22 | 0.10 | 14.10 | 7.10 | 78.70 | -0.12 | |

# Chiquita Canyon Landfill - Monitoring Probes Data - 10/01/2025 to 12/31/2025

| Point Name | Record Date | CH4 (% by vol) | CO2 (% by vol) | O2 (% by vol) | Bal Gas (% by vol) | Rel Press ("H2O) | Comments |
|---|---|---|---|---|---|---|---|
| GP-20 - 105 | 10/29/2025 09:59 | 0.20 | 12.00 | 8.80 | 79.00 | -0.07 | |
| GP-20 - 105 | 10/30/2025 10:14 | 0.20 | 14.10 | 4.70 | 81.00 | 0.00 | |
| GP-20 - 105 | 10/31/2025 10:36 | 0.20 | 15.70 | 3.00 | 81.10 | -0.03 | |
| GP-20 - 105 | 11/4/2025 11:09 | 0.20 | 14.30 | 5.80 | 79.70 | -0.01 | |
| GP-20 - 105 | 11/5/2025 06:31 | 0.10 | 10.80 | 12.00 | 77.10 | -0.15 | |
| GP-20 - 105 | 11/6/2025 09:50 | 0.10 | 13.20 | 5.30 | 81.40 | 0.02 | |
| GP-20 - 105 | 11/7/2025 13:06 | 0.00 | 10.60 | 10.60 | 78.80 | 0.20 | |
| GP-20 - 105 | 11/10/2025 10:19 | 0.10 | 10.00 | 10.50 | 79.40 | -0.05 | |
| GP-20 - 105 | 11/11/2025 08:49 | 0.10 | 12.40 | 7.30 | 80.20 | -0.06 | |
| GP-20 - 105 | 11/12/2025 09:11 | 0.10 | 13.60 | 5.00 | 81.30 | -0.05 | |
| GP-20 - 105 | 11/13/2025 09:53 | 0.10 | 14.80 | 3.70 | 81.40 | -0.04 | |
| GP-20 - 105 | 11/14/2025 08:12 | 0.00 | 9.70 | 11.40 | 78.90 | -0.03 | |
| GP-20 - 105 | 11/17/2025 08:20 | 0.10 | 14.60 | 4.60 | 80.70 | -0.01 | |
| GP-20 - 105 | 11/19/2025 08:59 | 0.20 | 12.60 | 8.80 | 78.40 | -0.13 | Valve Adjustment:Reduced System Vac/Flare Down |
| GP-20 - 105 | 11/20/2025 09:52 | 0.20 | 14.30 | 5.40 | 80.10 | -0.07 | |
| GP-20 - 105 | 11/21/2025 10:26 | 0.10 | 13.50 | 6.80 | 79.60 | -0.10 | |
| GP-20 - 105 | 11/24/2025 12:11 | 0.00 | 13.40 | 5.90 | 80.70 | 0.02 | Valve Adjustment:Reduced System Vac/Flare Down |
| GP-20 - 105 | 11/25/2025 09:36 | 0.10 | 10.50 | 10.00 | 79.40 | -0.08 | |
| GP-20 - 105 | 11/26/2025 09:08 | 0.00 | 10.00 | 11.00 | 79.00 | -0.11 | |
| GP-20 - 105 | 12/1/2025 10:21 | 0.00 | 11.30 | 9.70 | 79.00 | -0.17 | |
| GP-20 - 105 | 12/2/2025 09:45 | 0.00 | 12.20 | 8.40 | 79.40 | -0.06 | |
| GP-20 - 105 | 12/3/2025 09:03 | 0.00 | 12.10 | 7.30 | 80.60 | -0.11 | |
| GP-20 - 105 | 12/4/2025 09:37 | 0.00 | 8.20 | 13.60 | 78.20 | -0.20 | |
| GP-20 - 105 | 12/5/2025 09:19 | 0.00 | 11.10 | 8.10 | 80.80 | -0.02 | |
| GP-20 - 105 | 12/8/2025 08:56 | 0.00 | 8.70 | 12.30 | 79.00 | -0.11 | |
| GP-20 - 105 | 12/9/2025 13:18 | 0.00 | 10.20 | 11.10 | 78.70 | 0.13 | |
| GP-20 - 105 | 12/10/2025 08:45 | 0.00 | 11.70 | 7.00 | 81.30 | -0.06 | |
| GP-20 - 105 | 12/11/2025 09:24 | 0.00 | 13.40 | 5.00 | 81.60 | -0.02 | |
| GP-20 - 105 | 12/12/2025 09:17 | 0.00 | 13.40 | 5.10 | 81.50 | -0.08 | |
| GP-20 - 105 | 12/15/2025 09:21 | 0.10 | 12.50 | 8.30 | 79.10 | -0.12 | Valve Adjustment:Reduced System Vac/Flare Down |
| GP-20 - 105 | 12/16/2025 09:23 | 0.10 | 14.60 | 4.40 | 80.90 | -0.05 | |
| GP-20 - 105 | 12/17/2025 09:11 | 0.00 | 13.60 | 5.00 | 81.40 | -0.02 | |

# Chiquita Canyon Landfill - Monitoring Probes Data - 10/01/2025 to 12/31/2025

| Point Name | Record Date | CH4 (% by vol) | CO2 (% by vol) | O2 (% by vol) | Bal Gas (% by vol) | Rel Press ("H2O) | Comments |
|---|---|---|---|---|---|---|---|
| GP-20 - 105 | 12/18/2025 10:27 | 0.00 | 11.80 | 6.70 | 81.50 | -0.01 | |
| GP-20 - 105 | 12/19/2025 09:31 | 0.10 | 14.50 | 5.00 | 80.40 | -0.07 | |
| GP-20 - 105 | 12/22/2025 10:07 | 0.10 | 15.30 | 3.70 | 80.90 | -0.01 | |
| GP-20 - 105 | 12/23/2025 09:15 | 0.00 | 9.60 | 11.50 | 78.90 | -0.01 | |
| GP-20 - 105 | 12/26/2025 08:12 | 0.10 | 11.30 | 8.90 | 79.70 | -0.07 | |
| GP-20 - 105 | 12/29/2025 09:51 | 0.00 | 7.10 | 13.90 | 79.00 | -0.20 | Valve Adjustment:Reduced System Vac/Flare Down |
| GP-20 - 105 | 12/30/2025 09:11 | 0.00 | 8.20 | 12.20 | 79.60 | -0.20 | |
| GP-20 - 105 | 12/31/2025 09:18 | 0.00 | 8.50 | 12.10 | 79.40 | -0.04 | |
| GP-20 - 173 | 10/3/2025 13:55 | 0.10 | 17.50 | 3.10 | 79.30 | 0.21 | |
| GP-20 - 173 | 10/6/2025 11:01 | 0.70 | 14.00 | 2.50 | 82.80 | 0.00 | Valve Adjustment:Reduced System Vac/Flare Down |
| GP-20 - 173 | 10/7/2025 10:59 | 3.00 | 18.70 | 0.40 | 77.90 | -0.05 | |
| GP-20 - 173 | 10/8/2025 10:03 | 1.00 | 18.70 | 1.70 | 78.60 | -0.17 | |
| GP-20 - 173 | 10/9/2025 09:28 | 1.10 | 17.70 | 3.50 | 77.70 | -0.08 | |
| GP-20 - 173 | 10/10/2025 10:52 | 0.70 | 17.90 | 0.60 | 80.80 | 0.03 | |
| GP-20 - 173 | 10/13/2025 10:15 | 0.20 | 13.70 | 4.60 | 81.50 | -0.10 | |
| GP-20 - 173 | 10/14/2025 09:17 | 0.00 | 15.40 | 3.70 | 80.90 | -0.17 | |
| GP-20 - 173 | 10/16/2025 10:31 | 0.10 | 10.90 | 9.20 | 79.80 | -0.03 | |
| GP-20 - 173 | 10/17/2025 10:43 | 0.00 | 10.40 | 10.10 | 79.50 | -0.10 | |
| GP-20 - 173 | 10/20/2025 10:56 | 0.00 | 9.10 | 12.30 | 78.60 | -0.16 | |
| GP-20 - 173 | 10/21/2025 10:23 | 0.00 | 10.60 | 9.90 | 79.50 | -0.04 | |
| GP-20 - 173 | 10/22/2025 09:25 | 0.00 | 11.80 | 8.50 | 79.70 | -0.24 | |
| GP-20 - 173 | 10/23/2025 10:36 | 0.00 | 11.90 | 8.00 | 80.10 | -0.08 | |
| GP-20 - 173 | 10/24/2025 10:47 | 0.10 | 14.20 | 4.40 | 81.30 | -0.03 | |
| GP-20 - 173 | 10/27/2025 11:23 | 0.10 | 16.00 | 2.50 | 81.40 | 0.03 | |
| GP-20 - 173 | 10/28/2025 10:28 | 0.00 | 12.70 | 8.60 | 78.70 | -0.37 | |
| GP-20 - 173 | 10/29/2025 10:05 | 0.00 | 9.60 | 11.50 | 78.90 | -0.19 | |
| GP-20 - 173 | 10/30/2025 10:20 | 0.10 | 13.60 | 5.30 | 81.00 | 0.00 | |
| GP-20 - 173 | 10/31/2025 10:41 | 0.10 | 14.10 | 4.40 | 81.40 | -0.09 | |
| GP-20 - 173 | 11/4/2025 11:14 | 0.10 | 12.00 | 8.70 | 79.20 | -0.03 | |
| GP-20 - 173 | 11/5/2025 06:37 | 0.00 | 8.60 | 14.60 | 76.80 | -0.40 | |
| GP-20 - 173 | 11/6/2025 09:57 | 0.10 | 12.50 | 6.20 | 81.20 | 0.01 | |
| GP-20 - 173 | 11/7/2025 13:11 | 0.00 | 9.40 | 12.10 | 78.50 | 0.64 | |

# Chiquita Canyon Landfill - Monitoring Probes Data - 10/01/2025 to 12/31/2025

| Point Name | Record Date | CH4 (% by vol) | CO2 (% by vol) | O2 (% by vol) | Bal Gas (% by vol) | Rel Press ("H2O) | Comments |
|---|---|---|---|---|---|---|---|
| GP-20 - 173 | 11/10/2025 10:25 | 0.00 | 7.00 | 14.00 | 79.00 | -0.16 | |
| GP-20 - 173 | 11/11/2025 08:55 | 0.00 | 10.10 | 9.50 | 80.40 | -0.08 | |
| GP-20 - 173 | 11/12/2025 09:16 | 0.00 | 12.30 | 6.10 | 81.60 | -0.10 | |
| GP-20 - 173 | 11/13/2025 09:58 | 0.00 | 13.80 | 4.60 | 81.60 | -0.07 | |
| GP-20 - 173 | 11/14/2025 08:18 | 0.00 | 9.30 | 12.00 | 78.70 | -0.01 | |
| GP-20 - 173 | 11/17/2025 08:27 | 0.00 | 13.90 | 5.20 | 80.90 | -0.01 | |
| GP-20 - 173 | 11/19/2025 09:05 | 0.00 | 10.20 | 11.70 | 78.10 | -0.34 | Valve Adjustment:Reduced System Vac/Flare Down |
| GP-20 - 173 | 11/20/2025 09:58 | 0.00 | 12.60 | 7.00 | 80.40 | -0.11 | |
| GP-20 - 173 | 11/21/2025 10:33 | 0.00 | 12.20 | 8.20 | 79.60 | -0.21 | |
| GP-20 - 173 | 11/24/2025 12:17 | 0.00 | 13.50 | 6.10 | 80.40 | 0.03 | Valve Adjustment:Reduced System Vac/Flare Down |
| GP-20 - 173 | 11/25/2025 09:42 | 0.00 | 8.40 | 12.10 | 79.50 | -0.14 | |
| GP-20 - 173 | 11/26/2025 09:15 | 0.00 | 7.80 | 13.30 | 78.90 | -0.27 | |
| GP-20 - 173 | 12/1/2025 10:27 | 0.00 | 9.70 | 11.60 | 78.70 | -0.34 | |
| GP-20 - 173 | 12/2/2025 09:50 | 0.00 | 10.10 | 10.60 | 79.30 | -0.12 | |
| GP-20 - 173 | 12/3/2025 09:09 | 0.00 | 11.30 | 8.40 | 80.30 | -0.21 | |
| GP-20 - 173 | 12/4/2025 09:44 | 0.00 | 6.20 | 15.70 | 78.10 | -0.52 | |
| GP-20 - 173 | 12/5/2025 09:25 | 0.00 | 9.30 | 9.60 | 81.10 | -0.02 | |
| GP-20 - 173 | 12/8/2025 09:02 | 0.00 | 6.70 | 14.40 | 78.90 | -0.27 | |
| GP-20 - 173 | 12/9/2025 13:24 | 0.00 | 8.20 | 13.30 | 78.50 | 0.30 | |
| GP-20 - 173 | 12/10/2025 08:51 | 0.00 | 10.70 | 8.10 | 81.20 | -0.09 | |
| GP-20 - 173 | 12/11/2025 09:30 | 0.00 | 12.50 | 5.80 | 81.70 | -0.02 | |
| GP-20 - 173 | 12/12/2025 09:22 | 0.00 | 12.10 | 6.40 | 81.50 | -0.12 | |
| GP-20 - 173 | 12/15/2025 09:27 | 0.00 | 10.00 | 10.90 | 79.10 | -0.28 | Valve Adjustment:Reduced System Vac/Flare Down |
| GP-20 - 173 | 12/16/2025 09:31 | 0.00 | 13.00 | 6.00 | 81.00 | -0.07 | |
| GP-20 - 173 | 12/17/2025 09:21 | 0.00 | 13.20 | 5.40 | 81.40 | -0.02 | |
| GP-20 - 173 | 12/18/2025 10:33 | 0.00 | 11.20 | 7.50 | 81.30 | -0.02 | |
| GP-20 - 173 | 12/19/2025 09:37 | 0.00 | 13.00 | 6.40 | 80.60 | -0.14 | |
| GP-20 - 173 | 12/22/2025 10:13 | 0.00 | 14.30 | 4.40 | 81.30 | -0.01 | |
| GP-20 - 173 | 12/23/2025 09:21 | 0.00 | 9.50 | 11.70 | 78.80 | -0.02 | |
| GP-20 - 173 | 12/26/2025 08:17 | 0.00 | 9.30 | 11.10 | 79.60 | -0.12 | |
| GP-20 - 173 | 12/29/2025 09:57 | 0.00 | 5.20 | 16.10 | 78.70 | -0.43 | Valve Adjustment:Reduced System Vac/Flare Down |
| GP-20 - 173 | 12/30/2025 09:17 | 0.00 | 6.50 | 13.90 | 79.60 | -0.30 | |

# Chiquita Canyon Landfill - Monitoring Probes Data - 10/01/2025 to 12/31/2025

| Point Name | Record Date | CH4 (% by vol) | CO2 (% by vol) | O2 (% by vol) | Bal Gas (% by vol) | Rel Press ("H2O) | Comments |
|---|---|---|---|---|---|---|---|
| GP-20 - 173 | 12/31/2025 09:25 | 0.00 | 8.00 | 12.70 | 79.30 | -0.06 | |
| GP-21 - 10 | 10/3/2025 14:19 | 0.00 | 0.20 | 20.40 | 79.40 | 0.01 | |
| GP-21 - 10 | 10/17/2025 10:56 | 0.00 | 0.90 | 20.60 | 78.50 | 0.01 | |
| GP-21 - 10 | 10/31/2025 11:06 | 0.00 | 0.30 | 20.00 | 79.70 | -0.01 | |
| GP-21 - 10 | 11/10/2025 13:08 | 0.00 | 0.20 | 20.90 | 78.90 | 0.01 | |
| GP-21 - 10 | 11/24/2025 12:46 | 0.00 | 0.30 | 20.60 | 79.10 | 0.00 | |
| GP-21 - 10 | 12/9/2025 13:47 | 0.00 | 0.30 | 20.80 | 78.90 | 0.01 | |
| GP-21 - 10 | 12/22/2025 12:35 | 0.00 | 0.40 | 20.30 | 79.30 | 0.01 | |
| GP-21 - 90 | 10/3/2025 14:23 | 0.00 | 1.00 | 19.50 | 79.50 | 0.26 | |
| GP-21 - 90 | 10/17/2025 10:59 | 0.00 | 1.00 | 19.90 | 79.10 | -0.47 | |
| GP-21 - 90 | 10/31/2025 11:10 | 0.00 | 0.90 | 19.30 | 79.80 | -0.50 | |
| GP-21 - 90 | 11/10/2025 13:11 | 0.00 | 1.10 | 19.80 | 79.10 | 0.13 | |
| GP-21 - 90 | 11/24/2025 12:50 | 0.00 | 1.10 | 19.80 | 79.10 | 0.05 | |
| GP-21 - 90 | 12/9/2025 13:50 | 0.00 | 1.00 | 20.20 | 78.80 | 0.40 | |
| GP-21 - 90 | 12/22/2025 12:38 | 0.00 | 1.00 | 19.90 | 79.10 | 0.41 | |
| GP-21 - 232 | 10/3/2025 14:30 | 0.00 | 4.50 | 9.20 | 86.30 | 0.80 | |
| GP-21 - 232 | 10/17/2025 11:07 | 0.00 | 3.50 | 10.40 | 86.10 | -0.83 | |
| GP-21 - 232 | 10/31/2025 11:17 | 0.00 | 2.70 | 6.30 | 91.00 | -0.32 | |
| GP-21 - 232 | 11/10/2025 13:19 | 0.00 | 3.90 | 10.60 | 85.50 | -0.19 | |
| GP-21 - 232 | 11/24/2025 12:57 | 0.00 | 3.90 | 11.00 | 85.10 | -0.47 | |
| GP-21 - 232 | 12/9/2025 13:56 | 0.00 | 4.50 | 10.50 | 85.00 | 1.00 | |
| GP-21 - 232 | 12/22/2025 12:45 | 0.00 | 4.00 | 8.40 | 87.60 | 0.93 | |
| GP-22 - 50 | 10/2/2025 12:49 | 0.00 | 0.50 | 20.80 | 78.70 | 0.05 | |
| GP-22 - 50 | 11/5/2025 12:11 | 0.00 | 0.40 | 20.70 | 78.90 | -0.04 | |
| GP-22 - 50 | 12/19/2025 10:00 | 0.00 | 0.50 | 19.80 | 79.70 | -0.04 | |
| GP-22 - 155 | 10/2/2025 12:56 | 0.00 | 0.00 | 19.70 | 80.30 | -0.20 | |
| GP-22 - 155 | 11/5/2025 12:17 | 0.00 | 0.10 | 19.70 | 80.20 | -1.79 | |
| GP-22 - 155 | 12/19/2025 10:06 | 0.00 | 0.10 | 18.90 | 81.00 | -0.17 | |
| GP-22 - 305 | 10/2/2025 13:09 | 0.00 | 1.70 | 11.70 | 86.60 | -0.37 | |
| GP-22 - 305 | 11/5/2025 12:34 | 0.00 | 0.10 | 20.80 | 79.10 | -1.99 | |
| GP-22 - 305 | 12/19/2025 10:16 | 0.00 | 3.00 | 5.60 | 91.40 | 0.09 | |
| GP-23 - 35 | 10/2/2025 10:51 | 0.00 | 2.20 | 18.70 | 79.10 | 0.00 | |

# Chiquita Canyon Landfill - Monitoring Probes Data - 10/01/2025 to 12/31/2025

| Point Name | Record Date | CH4 (% by vol) | CO2 (% by vol) | O2 (% by vol) | Bal Gas (% by vol) | Rel Press ("H2O) | Comments |
|---|---|---|---|---|---|---|---|
| GP-23 - 35 | 11/5/2025 12:46 | 0.00 | 1.10 | 20.20 | 78.70 | 0.00 | |
| GP-23 - 35 | 12/5/2025 09:54 | 0.00 | 2.00 | 17.80 | 80.20 | 0.00 | |
| GP-23 - 77 | 10/2/2025 10:55 | 0.00 | 6.00 | 13.00 | 81.00 | -0.26 | |
| GP-23 - 77 | 11/5/2025 12:50 | 0.00 | 5.50 | 14.70 | 79.80 | -0.36 | |
| GP-23 - 77 | 12/5/2025 09:58 | 0.00 | 5.70 | 13.30 | 81.00 | -0.14 | |
| GP-23 - 132 | 10/2/2025 11:01 | 0.00 | 1.90 | 14.70 | 83.40 | -0.97 | |
| GP-23 - 132 | 11/5/2025 12:57 | 0.00 | 1.80 | 17.60 | 80.60 | -1.14 | |
| GP-23 - 132 | 12/5/2025 10:04 | 0.00 | 1.40 | 16.50 | 82.10 | -0.70 | |
| GP-24 - 12 | 10/20/2025 13:11 | 0.00 | 1.10 | 20.00 | 78.90 | 0.01 | |
| GP-24 - 12 | 11/7/2025 13:30 | 0.00 | 1.10 | 19.90 | 79.00 | 0.01 | |
| GP-24 - 12 | 12/5/2025 12:20 | 0.00 | 1.40 | 19.00 | 79.60 | 0.00 | |
| GP-24 - 40 | 10/20/2025 13:14 | 0.00 | 4.00 | 17.10 | 78.90 | 0.01 | |
| GP-24 - 40 | 11/7/2025 13:32 | 0.00 | 4.20 | 16.70 | 79.10 | 0.01 | |
| GP-24 - 40 | 12/5/2025 12:22 | 0.00 | 4.30 | 16.40 | 79.30 | 0.00 | |
| GP-24 - 70 | 10/20/2025 13:17 | 0.00 | 0.00 | 21.60 | 78.40 | 0.00 | |
| GP-24 - 70 | 11/7/2025 13:35 | 0.00 | 0.00 | 21.40 | 78.60 | 0.01 | |
| GP-24 - 70 | 12/5/2025 12:24 | 0.00 | 0.00 | 21.20 | 78.80 | -0.01 | |
| GP-25 - 14 | 10/20/2025 13:23 | 0.00 | 0.40 | 20.90 | 78.70 | 0.00 | |
| GP-25 - 14 | 11/7/2025 13:48 | 0.00 | 0.40 | 20.90 | 78.70 | 0.00 | |
| GP-25 - 14 | 12/5/2025 12:36 | 0.00 | 0.40 | 19.90 | 79.70 | 0.00 | |
| GP-25 - 50 | 10/20/2025 13:27 | 0.00 | 0.30 | 20.50 | 79.20 | 0.52 | |
| GP-25 - 50 | 11/7/2025 13:52 | 0.00 | 0.10 | 20.70 | 79.20 | 1.41 | |
| GP-25 - 50 | 12/5/2025 12:38 | 0.00 | 0.00 | 21.40 | 78.60 | 1.05 | |
| GP-25 - 80 | 10/20/2025 13:33 | 0.00 | 0.00 | 20.90 | 79.10 | -0.01 | |
| GP-25 - 80 | 11/7/2025 13:58 | 0.00 | 0.00 | 21.70 | 78.30 | -0.05 | |
| GP-25 - 80 | 12/5/2025 12:43 | 0.00 | 0.00 | 21.00 | 79.00 | 0.00 | |

# TABLE 10

# SOx Emissions For 2025

| | Landfill Gas | | | | | | | | | | Lab Analysis, Total Sulfur, as H2S | Flare No. 1 SOx Emissions | | | Flare No. 2 SOx Emissions | | | Flare No. 3 SOx Emissions | | |
|---|---|---|---|---|---|---|---|---|---|---|---|---|---|---|---|---|---|---|---|---|
| | Flare 1/1995 | | | Flare 2/2009 | | | Flare 3/2023 | | | Total Flow | Flare Inlet | Total lbs/hr of SOx | Total lbs of SOx | Total tons of SOx | Total lbs/hr of SOx | Total lbs of SOx | Total tons of SOx | Total lbs/hr of SOx | Total lbs of SOx | Total tons of SOx |
| 2025 | (scf) | (hr) | (scfm) | (scf) | (hr) | (scfm) | (scf) | (hr) | (scfm) | (scf) | (ppmv) | (lbs/hr) | (lbs) | (tons) | (lbs/hr) | (lbs) | (tons) | (lbs/hr) | (lbs) | (tons) |
| 1/1/2025 | 4,122,430 | 24.00 | 2,863 | 5,176,328 | 24.00 | 3.595 | 7,560,569 | 24.00 | 5.250 | 16,859,327 | 586.70 | 16.77 | 402.39 | 0.201 | 21.05 | 505.25 | 0.253 | 30.75 | 737.98 | 0.369 |
| 1/2/2025 | 4,117,024 | 24.00 | 2,859 | 5,176,564 | 24.00 | 3.595 | 7,563,039 | 24.00 | 5.252 | 16,856,626 | 466.80 | 13.32 | 319.73 | 0.160 | 16.75 | 402.02 | 0.201 | 24.47 | 587.35 | 0.294 |
| 1/3/2025 | 2,377,130 | 14.00 | 2,830 | 3,019,441 | 14.00 | 3.595 | 4,427,027 | 14.00 | 5.270 | 9,823,598 | 481.90 | 13.61 | 190.58 | 0.095 | 17.29 | 242.08 | 0.121 | 25.35 | 354.91 | 0.177 |
| 1/4/2025 | 4,155,773 | 24.00 | 2,886 | 5,171,774 | 24.00 | 3.592 | 7,666,672 | 24.00 | 5.324 | 16,994,218 | 473.90 | 13.55 | 327.65 | 0.164 | 16.99 | 407.75 | 0.204 | 25.19 | 604.46 | 0.302 |
| 1/5/2025 | 4,161,677 | 24.00 | 2,890 | 5,176,317 | 24.00 | 3.595 | 7,644,127 | 24.00 | 5.308 | 16,982,121 | 511.50 | 14.76 | 354.15 | 0.177 | 18.35 | 440.49 | 0.220 | 27.10 | 650.50 | 0.325 |
| 1/6/2025 | 4,168,780 | 24.00 | 2,895 | 5,176,617 | 24.00 | 3.595 | 7,595,757 | 24.00 | 5.275 | 16,941,353 | 461.60 | 13.34 | 320.15 | 0.160 | 16.56 | 397.54 | 0.199 | 24.51 | 583.32 | 0.292 |
| 1/7/2025 | 4,006,756 | 23.80 | 2,806 | 4,668,018 | 21.97 | 3.542 | 7,448,012 | 23.58 | 5.262 | 16,122,785 | 510.50 | 14.30 | 340.30 | 0.170 | 19.05 | 398.46 | 0.198 | 26.92 | 632.57 | 0.316 |
| 1/8/2025 | 4,095,014 | 24.00 | 2,844 | 4,984,847 | 24.00 | 3.462 | 7,600,481 | 24.00 | 5.278 | 16,680,341 | 440.20 | 12.50 | 299.90 | 0.150 | 15.21 | 365.07 | 0.183 | 23.19 | 556.63 | 0.278 |
| 1/9/2025 | 4,206,546 | 24.00 | 2,921 | 3,497,400 | 16.92 | 3.446 | 7,688,355 | 24.00 | 5.339 | 15,392,300 | 443.70 | 12.94 | 310.52 | 0.155 | 15.26 | 258.17 | 0.129 | 23.65 | 567.54 | 0.284 |
| 1/10/2025 | 3,985,221 | 24.00 | 2,768 | 4,742,607 | 23.33 | 3.388 | 7,599,495 | 23.82 | 5.318 | 16,327,322 | 536.60 | 14.82 | 355.75 | 0.178 | 18.15 | 423.39 | 0.212 | 28.49 | 678.43 | 0.339 |
| 1/11/2025 | 4,125,519 | 24.00 | 2,865 | 4,865,090 | 24.00 | 3.379 | 7,672,744 | 24.00 | 5.328 | 16,663,352 | 518.90 | 14.84 | 356.15 | 0.178 | 17.50 | 420.00 | 0.210 | 27.60 | 662.38 | 0.331 |
| 1/12/2025 | 4,010,523 | 24.00 | 2,785 | 4,743,279 | 24.00 | 3.294 | 7,501,087 | 24.00 | 5.209 | 16,254,980 | 539.50 | 15.00 | 359.98 | 0.180 | 17.74 | 425.74 | 0.213 | 28.05 | 673.27 | 0.337 |
| 1/13/2025 | 3,634,132 | 23.82 | 2,545 | 4,712,075 | 23.35 | 3.363 | 7,522,961 | 23.57 | 5.320 | 15,869,167 | 467.00 | 11.86 | 282.35 | 0.141 | 15.68 | 366.10 | 0.183 | 24.80 | 584.49 | 0.292 |
| 1/14/2025 | 4,232,637 | 24.00 | 2,939 | 4,967,159 | 24.00 | 3.449 | 7,776,067 | 24.00 | 5.400 | 16,975,862 | 474.20 | 13.91 | 333.92 | 0.167 | 16.33 | 391.87 | 0.196 | 25.56 | 613.47 | 0.307 |
| 1/15/2025 | 4,184,314 | 24.00 | 2,906 | 4,922,126 | 24.00 | 3.418 | 7,760,147 | 24.00 | 5.389 | 16,866,787 | 494.30 | 14.24 | 344.10 | 0.172 | 16.87 | 404.78 | 0.202 | 26.59 | 638.17 | 0.319 |
| 1/16/2025 | 2,965,328 | 18.00 | 2,746 | 3,526,563 | 17.25 | 3.407 | 5,272,902 | 16.67 | 5.273 | 11,764,793 | 441.50 | 12.10 | 217.81 | 0.109 | 15.02 | 259.03 | 0.130 | 23.24 | 387.30 | 0.194 |
| 1/17/2025 | 4,134,211 | 24.00 | 2,871 | 4,981,613 | 24.00 | 3.459 | 7,768,597 | 24.00 | 5.395 | 16,884,420 | 523.10 | 14.99 | 359.79 | 0.180 | 18.06 | 433.54 | 0.217 | 28.17 | 676.08 | 0.338 |
| 1/18/2025 | 3,139,140 | 18.50 | 2,828 | 3,829,340 | 18.50 | 3.450 | 7,673,417 | 23.88 | 5.355 | 14,641,897 | 457.70 | 12.92 | 239.04 | 0.120 | 15.76 | 291.59 | 0.146 | 24.47 | 584.31 | 0.292 |
| 1/19/2025 | 4,020,740 | 24.00 | 2,792 | 4,894,350 | 24.00 | 3.399 | 7,720,953 | 24.00 | 5.362 | 16,636,043 | 556.90 | 15.52 | 372.53 | 0.186 | 18.89 | 453.47 | 0.227 | 29.81 | 715.35 | 0.358 |
| 1/20/2025 | 3,980,630 | 24.00 | 2,764 | 4,863,157 | 24.00 | 3.377 | 7,667,189 | 24.00 | 5.324 | 16,510,976 | 520.80 | 14.37 | 344.90 | 0.172 | 17.56 | 421.37 | 0.211 | 27.68 | 664.32 | 0.332 |
| 1/21/2025 | 4,025,311 | 24.00 | 2,795 | 4,929,409 | 24.00 | 3.423 | 7,731,042 | 24.00 | 5.369 | 16,685,751 | 540.90 | 15.09 | 362.23 | 0.181 | 18.48 | 443.59 | 0.222 | 28.99 | 695.71 | 0.348 |
| 1/22/2025 | 3,730,115 | 23.80 | 2,612 | 4,735,010 | 23.32 | 3.420 | 7,385,226 | 23.10 | 5.329 | 15,900,850 | 546.00 | 14.24 | 338.83 | 0.169 | 18.64 | 434.60 | 0.217 | 29.04 | 670.90 | 0.336 |
| 1/23/2025 | 3,606,195 | 24.00 | 2,504 | 4,588,662 | 24.00 | 3.395 | 7,704,911 | 24.00 | 5.351 | 16,199,768 | 521.50 | 13.04 | 312.88 | 0.156 | 17.67 | 424.15 | 0.212 | 27.65 | 663.47 | 0.332 |
| 1/24/2025 | 4,301,166 | 24.00 | 2,987 | 5,118,509 | 24.00 | 3.555 | 7,769,448 | 24.00 | 5.395 | 17,189,124 | 529.40 | 15.78 | 378.83 | 0.189 | 18.75 | 450.62 | 0.225 | 29.51 | 684.30 | 0.342 |
| 1/25/2025 | 4,328,878 | 23.95 | 3,012 | 4,978,195 | 23.43 | 3.541 | 7,621,678 | 23.68 | 5.364 | 16,928,751 | 520.50 | 15.65 | 374.65 | 0.187 | 18.40 | 431.09 | 0.216 | 27.87 | 660.00 | 0.330 |
| 1/26/2025 | 4,306,255 | 24.00 | 2,990 | 4,955,366 | 24.00 | 3.441 | 7,727,506 | 24.00 | 5.366 | 16,989,127 | 529.00 | 15.79 | 378.99 | 0.189 | 18.17 | 436.12 | 0.218 | 28.14 | 680.09 | 0.340 |
| 1/27/2025 | 4,302,323 | 24.00 | 2,988 | 4,926,183 | 24.00 | 3.421 | 7,712,559 | 24.00 | 5.356 | 16,941,064 | 509.80 | 15.20 | 364.90 | 0.182 | 17.41 | 417.81 | 0.209 | 27.26 | 654.14 | 0.327 |
| 1/28/2025 | 4,145,553 | 24.00 | 2,879 | 4,819,640 | 24.00 | 3.416 | 7,693,808 | 24.00 | 5.343 | 16,659,001 | 518.30 | 14.89 | 357.47 | 0.179 | 17.68 | 424.32 | 0.212 | 27.64 | 663.43 | 0.332 |
| 1/29/2025 | 4,292,411 | 24.00 | 2,981 | 4,934,518 | 24.00 | 3.427 | 7,682,169 | 24.00 | 5.335 | 16,909,097 | 586.40 | 17.45 | 418.76 | 0.209 | 20.06 | 481.41 | 0.241 | 31.23 | 749.46 | 0.375 |
| 1/30/2025 | 4,588,471 | 24.00 | 3,186 | 4,940,705 | 24.00 | 3.431 | 7,673,292 | 24.00 | 5.329 | 17,202,468 | 615.50 | 19.58 | 469.86 | 0.235 | 21.08 | 505.93 | 0.253 | 32.74 | 785.75 | 0.393 |
| 1/31/2025 | 4,948,098 | 24.00 | 3,436 | 4,948,098 | 24.00 | 3.436 | 7,659,281 | 24.00 | 5.319 | 17,555,478 | 580.50 | 19.91 | 477.87 | 0.239 | 19.91 | 477.87 | 0.239 | 30.82 | 739.71 | 0.370 |
| **January Average** | | | | | | | | | | | | **14.73** | **344.10** | **0.17205** | **17.72** | **407.53** | **0.20** | **27.28** | **638.87** | **0.32** |
| **January Total** | **124,398,397** | **721.87** | **2,872** | **147,418,952** | **710.07** | **3,460** | **231,491,012** | **724.22** | **5,327** | **503,308,360** | | **456.49** | **10667.20** | **5.334** | **549.36** | **12633.38** | **6.32** | **845.67** | **19804.85** | **9.90** |
| 2/1/2025 | 4,364,798 | 24.00 | 3,031 | 4,966,112 | 24.00 | 3.449 | 7,649,286 | 24.00 | 5.312 | 16,980,196 | 633.30 | 19.16 | 459.88 | 0.230 | 21.80 | 523.24 | 0.262 | 33.58 | 805.94 | 0.403 |
| 2/2/2025 | 4,393,688 | 24.00 | 3,051 | 4,995,303 | 24.00 | 3.469 | 7,634,289 | 24.00 | 5.302 | 17,023,279 | 676.10 | 20.59 | 494.21 | 0.247 | 23.41 | 561.89 | 0.281 | 35.78 | 858.72 | 0.429 |
| 2/3/2025 | 4,418,228 | 24.00 | 3,068 | 5,022,189 | 24.00 | 3.488 | 7,689,076 | 24.00 | 5.340 | 17,129,492 | 678.30 | 20.77 | 498.59 | 0.249 | 23.61 | 566.74 | 0.283 | 36.15 | 867.70 | 0.434 |
| 2/4/2025 | 4,373,273 | 24.00 | 3,037 | 5,005,172 | 24.00 | 3.476 | 7,697,352 | 24.00 | 5.345 | 17,075,796 | 547.90 | 16.59 | 398.13 | 0.199 | 18.99 | 455.66 | 0.228 | 29.06 | 700.75 | 0.350 |
| 2/5/2025 | 4,371,995 | 24.00 | 3,036 | 5,001,955 | 24.00 | 3.474 | 7,627,081 | 24.00 | 5.297 | 17,001,030 | 570.10 | 17.28 | 414.67 | 0.207 | 19.77 | 474.42 | 0.237 | 30.14 | 723.41 | 0.362 |
| 2/6/2025 | 4,380,629 | 24.00 | 3,042 | 5,014,031 | 24.00 | 3.482 | 7,642,879 | 24.00 | 5.308 | 17,037,539 | 606.30 | 18.41 | 441.87 | 0.221 | 21.07 | 505.78 | 0.253 | 32.12 | 770.93 | 0.385 |
| 2/7/2025 | 4,434,216 | 24.00 | 3,079 | 4,473,281 | 21.58 | 3.454 | 7,538,435 | 23.60 | 5.324 | 16,445,932 | 583.00 | 17.92 | 430.09 | 0.215 | 20.10 | 433.86 | 0.217 | 30.98 | 731.18 | 0.366 |
| 2/8/2025 | 3,609,672 | 20.29 | 2,978 | 3,390,947 | 16.97 | 3.331 | 6,274,505 | 20.22 | 5.173 | 13,275,123 | 562.10 | 16.71 | 337.56 | 0.169 | 18.69 | 317.11 | 0.159 | 29.02 | 586.77 | 0.293 |
| 2/9/2025 | 3,285,159 | 23.52 | 2,328 | 515,663 | 3.47 | 2.479 | 2,030,134 | 17.47 | 1.937 | 5,830,955 | 955.20 | 22.20 | 522.06 | 0.261 | 23.64 | 81.95 | 0.041 | 18.47 | 322.62 | 0.161 |
| 2/10/2025 | 4,166,042 | 24.00 | 2,893 | 1,035,132 | 5.92 | 2.916 | 2,081,637 | 16.43 | 2.111 | 7,282,810 | 934.20 | 26.98 | 647.49 | 0.324 | 27.19 | 160.88 | 0.080 | 19.69 | 323.53 | 0.162 |
| 2/11/2025 | 3,776,993 | 24.00 | 2,623 | 2,584,452 | 13.72 | 3.140 | 2,635,999 | 19.88 | 2.210 | 8,997,444 | 1033.70 | 27.06 | 649.55 | 0.325 | 32.40 | 444.46 | 0.222 | 22.80 | 453.33 | 0.227 |
| 2/12/2025 | 3,079,834 | 21.78 | 2,356 | 4,339,763 | 23.83 | 3.035 | 2,881,253 | 20.88 | 2.299 | 10,300,849 | 836.90 | 19.69 | 428.82 | 0.214 | 25.35 | 604.28 | 0.302 | 19.21 | 401.17 | 0.201 |
| 2/13/2025 | 3,486,528 | 24.00 | 2,421 | 3,442,873 | 23.87 | 2.404 | 3,525,427 | 24.00 | 2.448 | 10,454,828 | 896.30 | 21.66 | 519.90 | 0.260 | 21.51 | 513.39 | 0.257 | 21.90 | 525.70 | 0.263 |
| 2/14/2025 | 3,286,356 | 24.00 | 2,282 | 4,310,180 | 22.18 | 3.238 | 3,278,544 | 22.00 | 2.484 | 10,875,079 | 899.70 | 20.50 | 491.91 | 0.246 | 29.08 | 645.16 | 0.323 | 22.31 | 490.74 | 0.245 |
| 2/15/2025 | 3,093,482 | 24.00 | 2,148 | 5,082,056 | 24.00 | 3.529 | 3,741,846 | 24.00 | 2.599 | 11,917,383 | 798.00 | 17.11 | 410.70 | 0.205 | 28.11 | 674.71 | 0.337 | 20.70 | 496.78 | 0.248 |
| 2/16/2025 | 3,014,028 | 24.00 | 2,093 | 5,049,794 | 24.00 | 3.507 | 4,167,137 | 24.00 | 2.894 | 12,230,958 | 795.30 | 16.62 | 398.80 | 0.199 | 27.84 | 668.16 | 0.334 | 22.97 | 551.37 | 0.276 |
| 2/17/2025 | 948,402 | 8.12 | 1,947 | 2,710,791 | 13.28 | 3.401 | 2,526,627 | 13.90 | 3.030 | 6,185,819 | 750.10 | 14.58 | 118.35 | 0.059 | 25.47 | 338.29 | 0.169 | 22.68 | 315.31 | 0.158 |
| 2/18/2025 | 2,284,614 | 11.48 | 3,316 | 5,086,416 | 24.00 | 3.532 | 4,829,651 | 24.00 | 3.354 | 12,200,682 | 803.00 | 26.58 | 305.21 | 0.153 | 28.31 | 679.52 | 0.340 | 26.68 | 545.21 | 0.323 |
| 2/19/2025 | 4,483,156 | 22.92 | 3,260 | 4,744,443 | 22.60 | 3.495 | 5,556,913 | 24.00 | 3.859 | 14,784,512 | 616.70 | 20.07 | 459.97 | 0.230 | 21.54 | 484.78 | 0.243 | 23.76 | 570.14 | 0.285 |
| 2/20/2025 | 4,427,575 | 23.53 | 3,136 | 4,759,377 | 24.00 | 3.305 | 6,680,941 | 24.00 | 4.640 | 15,867,892 | 620.20 | 19.41 | 456.85 | 0.228 | 20.46 | 491.09 | 0.246 | 28.72 | 689.35 | 0.345 |
| 2/21/2025 | 4,410,417 | 23.98 | 3,065 | 4,536,306 | 23.33 | 3.240 | 5,861,552 | 19.70 | 4.959 | 14,808,277 | 560.00 | 17.13 | 410.90 | 0.205 | 18.11 | 422.63 | 0.211 | 27.72 | 646.10 | 0.323 |
| 2/22/2025 | 4,223,535 | 23.17 | 3,039 | 3,913,137 | 18.90 | 3.451 | 7,174,368 | 22.52 | 5.310 | 15,311,039 | 632.60 | 19.19 | 444.51 | 0.222 | 21.79 | 411.84 | 0.206 | 33.53 | 755.07 | 0.378 |
| 2/23/2025 | 4,258,794 | 24.00 | 2,957 | 2,545,996 | 12.43 | 3.413 | 7,074,078 | 22.78 | 5.175 | 13,878,868 | 663.80 | 19.60 | 470.32 | 0.235 | 22.63 | 281.17 | 0.141 | 34.29 | 781.23 | 0.391 |
| 2/24/2025 | 4,299,908 | 23.98 | 2,988 | 4,923,236 | 23.87 | 3.438 | 7,185,903 | 24.00 | 4.990 | 16,409,046 | 507.00 | 15.12 | 362.69 | 0.181 | 17.40 | 415.27 | 0.208 | 25.26 | 606.12 | 0.303 |
| 2/25/2025 | 4,155,261 | 22.35 | 3,099 | 4,342,443 | 20.67 | 3.502 | 6,768,259 | 21.97 | 5.135 | 15,265,963 | 523.40 | 16.39 | 361.83 | 0.181 | 18.30 | 378.13 | 0.189 | 26.83 | 589.36 | 0.295 |
| 2/26/2025 | 4,527,763 | 24.00 | 3,144 | 4,927,011 | 24.00 | 3.422 | 7,365,700 | 23.38 | 5.250 | 16,820,475 | 614.10 | 19.27 | 462.59 | 0.231 | 20.97 | 503.36 | 0.252 | 32.18 | 752.53 | 0.376 |
| 2/27/2025 | 4,674,966 | 23.93 | 3,256 | 4,665,542 | 23.30 | 3.337 | 7,775,046 | 24.00 | 5.399 | 17,115,555 | 521.50 | 16.95 | 405.61 | 0.203 | 17.37 | 404.79 | 0.202 | 28.11 | 674.59 | 0.337 |
| 2/28/2025 | 4,507,813 | 24.00 | 3,130 | 5,120,009 | 24.00 | 3.556 | 7,777,171 | 24.00 | 5.401 | 17,404,993 | 552.00 | 17.25 | 413.98 | 0.207 | 19.59 | 470.20 | 0.235 | 29.76 | 714.22 | 0.357 |
| **February Average** | | | | | | | | | | | | **19.31** | **436.32** | **0.22** | **22.66** | **461.24** | **0.23** | **27.31** | **616.07** | **0.31** |
| **February Total** | **108,737,117** | **632.97** | **0** | **114,503,607** | **577.92** | **3,360** | **160,671,081** | **624.73** | **4,286** | **385,911,805** | | **540.60** | **12217.05** | **6.11** | **634.51** | **12914.71** | **6.46** | **764.76** | **17249.85** | **8.62** |
| 3/1/2025 | 4,383,295 | 24.00 | 3,044 | 5,067,497 | 24.00 | 3.519 | 7,119,111 | 22.07 | 5.377 | 16,569,903 | 535.70 | 16.28 | 390.66 | 0.195 | 18.82 | 451.60 | 0.226 | 28.75 | 634.48 | 0.317 |
| 3/2/2025 | 4,350,801 | 24.00 | 3,021 | 5,083,998 | 24.00 | 3.531 | 5,720,912 | 17.85 | 5.342 | 15,155,711 | 569.20 | 17.17 | 412.01 | 0.206 | 0.00 | 481.44 | 0.241 | 30.35 | 541.75 | 0.271 |
| 3/3/2025 | 4,315,211 | 24.00 | 2,997 | 5,100,630 | 24.00 | 3.542 | 7,777,754 | 24.00 | 5.401 | 17,193,574 | 544.60 | 16.29 | 390.96 | 0.195 | 0.00 | 462.14 | 0.231 | 29.36 | 704.70 | 0.352 |
| 3/4/2025 | 4,566,536 | 24.00 | 3,171 | 5,030,470 | 24.00 | 3.493 | 3,785,893 | 11.73 | 5.378 | 13,382,899 | 741.00 | 23.46 | 562.96 | 0.281 | 25.84 | 620.15 | 0.310 | 28.75 | 466.72 | 0.233 |
| 3/5/2025 | 4,459,097 | 24.00 | 3,097 | 5,016,168 | 24.00 | 3.483 | 7,778,684 | 24.00 | 5.402 | 17,253,949 | 583.80 | 18.05 | 433.10 | 0.217 | 20.30 | 487.20 | 0.244 | 31.48 | 755.51 | 0.378 |
| 3/6/2025 | 4,572,063 | 24.00 | 3,175 | 5,171,119 | 24.00 | 3.591 | 7,779,553 | 24.00 | 5.402 | 17,522,735 | 590.00 | 19.70 | 448.78 | 0.224 | 21.15 | 507.59 | 0.254 | 31.82 | 763.62 | 0.382 |
| 3/7/2025 | 4,434,371 | 23.77 | 3,110 | 5,222,223 | 23.15 | 3.400 | 7,775,225 | 24.00 | 5.399 | 16,931,816 | 537.40 | 16.68 | 396.46 | 0.198 | 18.24 | 422.20 | 0.211 | 28.94 | 695.16 | 0.348 |
| 3/8/2025 | 4,466,445 | 24.00 | 3,102 | 4,739,913 | 23.03 | 3.430 | 7,766,467 | 24.00 | 5.393 | 16,972,825 | 575.90 | 17.83 | 427.94 | 0.214 | 19.72 | 454.14 | 0.227 | 31.01 | 744.12 | 0.372 |
| 3/9/2025 | 3,917,536 | 22.53 | 2,896 | 4,817,308 | 22.75 | 3.353 | 7,348,788 | 23.00 | 5.325 | 15,883,631 | 599.80 | 17.35 | 390.92 | 0.195 | 20.25 | 460.75 | 0.230 | 31.68 | 733.32 | 0.367 |
| 3/10/2025 | 4,248,119 | 23.38 | 3,028 | 4,847,689 | 23.95 | 3.374 | 7,246,824 | 23.25 | 5.195 | 16,342,632 | 534.40 | 16.15 | 377.69 | 0.189 | 18.00 | 431.01 | 0.216 | 27.71 | 644.30 | 0.322 |

Table 10

| | Landfill Gas | | | | | | | | | | Lab Analysis, Total Sulfur as H2S | Flare No. 1 SOx Emissions | | | Flare No. 2 SOx Emissions | | | Flare No. 3 SOx Emissions | | |
|---|---|---|---|---|---|---|---|---|---|---|---|---|---|---|---|---|---|---|---|---|
| | Flare 1/1995 | | | Flare 2/2009 | | | Flare 3/2023 | | | Total Flow | Flare Inlet | Total lbs/hr of SOx | Total lbs of SOx | Total tons of SOx | Total lbs/hr of SOx | Total lbs of SOx | Total tons of SOx | Total lbs/hr of SOx | Total lbs of SOx | Total tons of SOx |
| 2025 | (scf) | (hr) | (scfm) | (scf) | (hr) | (scfm) | (scf) | (hr) | (scfm) | (scf) | (ppmv) | (lbs/hr) | (lbs) | (tons) | (lbs/hr) | (lbs) | (tons) | (lbs/hr) | (lbs) | (tons) |
| 3/11/2025 | 4,836,916 | 24.00 | 3,359 | 5,142,666 | 24.00 | 3,571 | 7,777,981 | 24.00 | 5,401 | 17,757,562 | 565.20 | 18.95 | 454.82 | 0.227 | 20.15 | 483.67 | 0.242 | 30.47 | 731.38 | 0.366 |
| 3/12/2025 | 4,386,258 | 22.02 | 3,320 | 5,127,665 | 24.00 | 3,561 | 7,778,080 | 24.00 | 5,401 | 17,292,003 | 556.10 | 18.43 | 405.81 | 0.203 | 19.27 | 474.40 | 0.237 | 29.98 | 719.61 | 0.360 |
| 3/13/2025 | 4,506,007 | 22.93 | 3,275 | 5,100,293 | 23.70 | 3,587 | 7,762,180 | 24.00 | 5,390 | 17,368,480 | 585.60 | 19.14 | 439.00 | 0.220 | 20.97 | 496.90 | 0.248 | 31.51 | 756.24 | 0.378 |
| 3/14/2025 | 4,505,482 | 22.00 | 3,262 | 4,700,936 | 22.15 | 3,537 | 7,640,914 | 23.70 | 5,373 | 16,847,331 | 579.40 | 18.86 | 415.02 | 0.208 | 20.46 | 453.14 | 0.227 | 31.08 | 736.54 | 0.368 |
| 3/15/2025 | 4,557,472 | 24.00 | 3,165 | 4,837,705 | 24.00 | 3,360 | 7,536,971 | 24.00 | 5,235 | 16,934,148 | 609.50 | 19.26 | 462.14 | 0.231 | 20.44 | 490.55 | 0.245 | 31.65 | 784.47 | 0.392 |
| 3/16/2025 | 4,438,533 | 24.00 | 3,082 | 4,813,097 | 24.00 | 3,342 | 7,387,174 | 24.00 | 5,130 | 16,638,804 | 558.70 | 17.19 | 412.56 | 0.206 | 18.64 | 447.38 | 0.224 | 28.41 | 686.64 | 0.343 |
| 3/17/2025 | 4,652,649 | 24.00 | 3,231 | 5,080,810 | 24.00 | 3,528 | 7,778,081 | 24.00 | 5,401 | 17,511,540 | 544.20 | 17.55 | 421.24 | 0.211 | 19.17 | 460.01 | 0.230 | 29.34 | 704.21 | 0.352 |
| 3/18/2025 | 4,705,607 | 24.00 | 3,268 | 5,176,368 | 24.00 | 3,595 | 7,776,349 | 24.00 | 5,402 | 17,660,324 | 531.30 | 17.33 | 415.94 | 0.208 | 19.06 | 457.55 | 0.229 | 28.65 | 687.54 | 0.344 |
| 3/19/2025 | 4,749,806 | 24.00 | 3,298 | 5,190,979 | 24.00 | 3,605 | 7,777,593 | 24.00 | 5,401 | 17,718,377 | 587.40 | 19.34 | 464.18 | 0.232 | 21.14 | 507.29 | 0.254 | 31.67 | 760.07 | 0.380 |
| 3/20/2025 | 4,753,995 | 24.00 | 3,301 | 5,191,153 | 24.00 | 3,605 | 7,776,886 | 24.00 | 5,401 | 17,722,034 | 571.00 | 18.82 | 451.61 | 0.226 | 20.55 | 493.14 | 0.247 | 30.78 | 738.78 | 0.369 |
| 3/21/2025 | 4,785,603 | 24.00 | 3,323 | 5,178,701 | 24.00 | 3,596 | 7,776,792 | 24.00 | 5,401 | 17,741,096 | 545.50 | 18.10 | 434.31 | 0.217 | 19.58 | 469.99 | 0.235 | 29.41 | 705.78 | 0.353 |
| 3/22/2025 | 4,814,855 | 24.00 | 3,344 | 5,173,457 | 24.00 | 3,593 | 7,776,417 | 24.00 | 5,400 | 17,764,729 | 600.90 | 20.06 | 481.35 | 0.241 | 21.65 | 517.20 | 0.259 | 32.38 | 777.42 | 0.389 |
| 3/23/2025 | 4,759,637 | 24.00 | 3,305 | 5,110,457 | 24.00 | 3,549 | 7,775,875 | 24.00 | 5,400 | 17,645,968 | 617.10 | 20.36 | 488.65 | 0.244 | 21.86 | 524.67 | 0.262 | 33.28 | 798.82 | 0.399 |
| 3/24/2025 | 4,803,996 | 23.98 | 3,338 | 5,089,539 | 23.87 | 3,554 | 7,775,899 | 24.00 | 5,400 | 17,669,433 | 535.20 | 17.84 | 427.75 | 0.214 | 18.99 | 453.17 | 0.227 | 28.85 | 692.37 | 0.346 |
| 3/25/2025 | 4,892,276 | 24.00 | 3,397 | 5,177,501 | 24.00 | 3,595 | 7,775,994 | 24.00 | 5,400 | 17,845,771 | 460.30 | 15.61 | 374.65 | 0.187 | 16.52 | 396.49 | 0.198 | 24.81 | 595.48 | 0.298 |
| 3/26/2025 | 4,839,981 | 24.00 | 3,361 | 5,177,553 | 24.00 | 3,596 | 7,777,497 | 24.00 | 5,401 | 17,795,032 | 592.00 | 19.86 | 476.69 | 0.238 | 21.25 | 509.94 | 0.255 | 31.92 | 766.01 | 0.383 |
| 3/27/2025 | 4,652,604 | 23.68 | 3,274 | 4,821,294 | 22.88 | 3,512 | 7,639,141 | 23.72 | 5,368 | 17,113,039 | 519.50 | 16.98 | 402.12 | 0.201 | 18.21 | 416.70 | 0.208 | 27.84 | 660.24 | 0.330 |
| 3/28/2025 | 4,507,813 | 24.00 | 3,130 | 5,132,578 | 24.00 | 3,564 | 7,777,258 | 24.00 | 5,401 | 17,417,648 | 542.70 | 16.96 | 407.00 | 0.204 | 19.31 | 463.41 | 0.232 | 29.26 | 702.20 | 0.351 |
| 3/29/2025 | 4,944,041 | 24.00 | 3,433 | 5,156,795 | 24.00 | 3,581 | 7,777,344 | 24.00 | 5,401 | 17,878,180 | 563.40 | 19.31 | 463.42 | 0.232 | 20.14 | 480.36 | 0.242 | 30.37 | 728.99 | 0.364 |
| 3/30/2025 | 5,130,188 | 24.00 | 3,563 | 5,130,168 | 24.00 | 3,563 | 7,777,414 | 24.00 | 5,401 | 18,037,789 | 622.10 | 22.12 | 530.97 | 0.265 | 22.12 | 530.97 | 0.265 | 33.54 | 804.95 | 0.402 |
| 3/31/2025 | 5,109,150 | 24.00 | 3,548 | 5,109,150 | 24.00 | 3,548 | 7,474,507 | 23.10 | 5,393 | 17,692,807 | 563.30 | 19.95 | 478.81 | 0.239 | 19.95 | 478.81 | 0.239 | 30.32 | 700.48 | 0.350 |
| **March Average** | | | | | | | | | | | | **18.39** | **436.76** | **0.218** | **18.78** | **477.00** | **0.238** | **30.55** | **706.50** | **0.353** |
| **March Total** | **142,846,336** | **736.30** | **3,233** | **158,016,096** | **737.48** | **3,526** | **232,199,552** | **720.42** | **5,372** | **531,061,983** | | **569.97** | **13539.54** | **6.77** | **582.13** | **14786.21** | **7.39** | **947.03** | **21901.41** | **10.95** |
| **Qtr Total** | **375,981,850** | **2,091.13** | **2,997** | **419,938,654** | **2,025.47** | **3,455** | **624,361,644** | **2,069.37** | **5,029** | **1,420,282,148** | | **1567.05** | **36423.80** | **18.21** | **1766.00** | **40335.00** | **20.17** | **2557.46** | **58956.11** | **29.48** |
| 4/1/2025 | 4,726,608 | 24.00 | 3,282 | 5,022,213 | 24.00 | 3,488 | 7,777,667 | 24.00 | 5,401 | 17,526,484 | 492.90 | 16.15 | 387.60 | 0.194 | 17.16 | 411.84 | 0.206 | 26.57 | 637.79 | 0.319 |
| 4/2/2025 | 4,626,120 | 23.77 | 3,244 | 4,952,384 | 24.00 | 3,439 | 7,474,685 | 23.13 | 5,385 | 17,053,189 | 554.80 | 17.97 | 427.00 | 0.213 | 19.05 | 457.11 | 0.229 | 29.82 | 689.93 | 0.345 |
| 4/3/2025 | 4,799,022 | 24.00 | 3,333 | 5,042,915 | 24.00 | 3,502 | 7,777,994 | 24.00 | 5,401 | 17,619,931 | 502.20 | 16.71 | 400.96 | 0.200 | 17.56 | 421.34 | 0.211 | 0.00 | 647.86 | 0.325 |
| 4/4/2025 | 4,613,105 | 23.27 | 3,305 | 4,888,966 | 23.55 | 3,460 | 7,466,809 | 23.10 | 5,387 | 16,968,870 | 475.40 | 15.88 | 364.86 | 0.182 | 16.42 | 386.68 | 0.193 | 25.57 | 590.56 | 0.295 |
| 4/5/2025 | 4,762,300 | 24.00 | 3,307 | 4,952,199 | 24.00 | 3,439 | 7,776,788 | 24.00 | 5,401 | 17,491,286 | 530.30 | 17.51 | 420.16 | 0.210 | 18.20 | 436.91 | 0.218 | 28.58 | 686.11 | 0.343 |
| 4/6/2025 | 4,689,734 | 24.00 | 3,256 | 4,846,320 | 24.00 | 3,366 | 7,748,943 | 24.00 | 5,381 | 17,284,996 | 660.70 | 21.48 | 515.44 | 0.258 | 22.20 | 532.71 | 0.266 | 35.49 | 851.76 | 0.426 |
| 4/7/2025 | 4,584,944 | 23.78 | 3,213 | 4,421,841 | 22.10 | 3,335 | 5,791,498 | 18.07 | 5,343 | 14,798,282 | 474.70 | 15.22 | 362.10 | 0.181 | 15.80 | 349.22 | 0.175 | 25.32 | 457.39 | 0.229 |
| 4/8/2025 | 4,799,601 | 24.00 | 3,333 | 4,791,432 | 23.03 | 3,467 | 7,774,708 | 24.00 | 5,399 | 17,365,741 | 577.90 | 19.23 | 461.46 | 0.231 | 20.00 | 460.67 | 0.230 | 31.15 | 747.50 | 0.374 |
| 4/9/2025 | 4,985,067 | 24.00 | 3,462 | 5,110,791 | 23.75 | 3,587 | 7,776,527 | 24.00 | 5,400 | 17,872,385 | 572.90 | 19.80 | 475.14 | 0.238 | 20.51 | 487.12 | 0.244 | 30.68 | 741.20 | 0.371 |
| 4/10/2025 | 4,908,910 | 23.62 | 3,435 | 5,081,630 | 24.00 | 3,536 | 7,262,062 | 22.58 | 5,359 | 17,252,601 | 484.70 | 16.62 | 395.85 | 0.198 | 17.11 | 410.58 | 0.205 | 25.93 | 565.61 | 0.293 |
| 4/11/2025 | 4,912,356 | 24.00 | 3,411 | 4,995,192 | 24.00 | 3,469 | 7,451,876 | 23.03 | 5,392 | 17,359,423 | 534.80 | 18.28 | 438.71 | 0.219 | 18.59 | 446.11 | 0.223 | 28.69 | 665.50 | 0.333 |
| 4/12/2025 | 4,894,743 | 24.00 | 3,399 | 4,799,313 | 23.83 | 3,356 | 6,448,453 | 19.90 | 5,401 | 16,142,508 | 437.40 | 14.84 | 356.19 | 0.178 | 14.65 | 349.26 | 0.175 | 23.56 | 469.25 | 0.235 |
| 4/13/2025 | 4,755,531 | 24.00 | 3,302 | 4,604,154 | 23.67 | 3,215 | 7,776,066 | 24.00 | 5,400 | 17,135,751 | 442.90 | 14.60 | 350.41 | 0.175 | 14.21 | 339.26 | 0.170 | 23.87 | 572.98 | 0.286 |
| 4/14/2025 | 4,891,158 | 24.00 | 3,397 | 1,043,377 | 5.48 | 3,171 | 7,767,914 | 24.00 | 5,394 | 13,702,449 | 374.20 | 12.69 | 304.50 | 0.152 | 11.85 | 54.96 | 0.032 | 20.15 | 483.59 | 0.242 |
| 4/15/2025 | 4,847,825 | 24.00 | 3,367 | 4,973,167 | 23.97 | 3,458 | 7,757,489 | 24.00 | 5,387 | 17,578,480 | 396.40 | 13.32 | 319.71 | 0.160 | 13.68 | 327.97 | 0.164 | 21.32 | 511.60 | 0.256 |
| 4/16/2025 | 4,822,559 | 24.00 | 3,349 | 5,072,540 | 24.00 | 3,523 | 7,649,003 | 23.65 | 5,390 | 17,544,102 | 394.30 | 13.18 | 316.36 | 0.158 | 13.86 | 332.76 | 0.166 | 21.22 | 501.77 | 0.251 |
| 4/17/2025 | 4,786,154 | 24.00 | 3,324 | 5,044,021 | 24.00 | 3,503 | 7,756,588 | 24.00 | 5,387 | 17,586,762 | 429.30 | 14.24 | 341.84 | 0.171 | 15.01 | 360.26 | 0.180 | 23.08 | 553.99 | 0.277 |
| 4/18/2025 | 4,890,654 | 24.00 | 3,396 | 5,109,251 | 24.00 | 3,548 | 7,767,972 | 24.00 | 5,394 | 17,767,877 | 430.70 | 14.60 | 350.44 | 0.175 | 15.25 | 366.10 | 0.183 | 23.19 | 556.62 | 0.278 |
| 4/19/2025 | 4,216,672 | 20.58 | 3,414 | 3,972,802 | 18.80 | 3,522 | 7,042,580 | 22.03 | 5,327 | 15,232,053 | 457.20 | 15.59 | 320.74 | 0.160 | 16.07 | 302.19 | 0.151 | 24.31 | 535.69 | 0.268 |
| 4/20/2025 | 4,770,963 | 24.00 | 3,313 | 2,529,056 | 11.92 | 3,537 | 7,398,660 | 23.20 | 5,315 | 14,698,679 | 581.00 | 19.22 | 461.16 | 0.231 | 20.61 | 244.48 | 0.122 | 30.83 | 715.16 | 0.358 |
| 4/21/2025 | 4,685,686 | 24.00 | 3,254 | 5,139,808 | 24.00 | 3,569 | 7,713,676 | 24.00 | 5,357 | 17,539,169 | 543.60 | 17.66 | 423.77 | 0.212 | 19.37 | 464.84 | 0.232 | 29.07 | 697.61 | 0.349 |
| 4/22/2025 | 4,564,599 | 23.38 | 3,253 | 4,976,103 | 23.42 | 3,534 | 7,415,117 | 23.03 | 5,365 | 16,955,818 | 412.70 | 13.40 | 313.41 | 0.157 | 14.56 | 341.66 | 0.171 | 22.10 | 509.13 | 0.255 |
| 4/23/2025 | 4,615,817 | 23.98 | 3,208 | 5,019,859 | 23.93 | 3,494 | 7,618,226 | 23.80 | 5,335 | 17,253,902 | 463.00 | 14.82 | 355.55 | 0.178 | 16.16 | 386.67 | 0.193 | 24.66 | 586.82 | 0.293 |
| 4/24/2025 | 4,664,104 | 24.00 | 3,239 | 4,972,446 | 23.60 | 3,512 | 7,680,972 | 24.00 | 5,334 | 17,317,521 | 454.80 | 14.70 | 352.75 | 0.176 | 15.94 | 376.07 | 0.188 | 24.21 | 580.92 | 0.290 |
| 4/25/2025 | 4,578,296 | 24.00 | 3,179 | 5,014,067 | 24.00 | 3,482 | 6,806,893 | 21.15 | 5,364 | 16,399,256 | 468.50 | 14.87 | 356.85 | 0.178 | 16.25 | 390.32 | 0.195 | 25.09 | 530.56 | 0.265 |
| 4/26/2025 | 4,221,364 | 22.63 | 3,109 | 4,629,671 | 22.50 | 3,429 | 7,715,302 | 23.83 | 5,395 | 16,566,243 | 458.30 | 14.92 | 321.87 | 0.161 | 15.69 | 353.00 | 0.176 | 24.68 | 588.27 | 0.294 |
| 4/27/2025 | 4,458,442 | 24.00 | 3,096 | 4,911,455 | 24.00 | 3,411 | 7,776,304 | 24.00 | 5,400 | 17,146,200 | 394.40 | 12.19 | 292.55 | 0.146 | 13.43 | 322.27 | 0.161 | 21.26 | 510.25 | 0.255 |
| 4/28/2025 | 4,654,921 | 23.73 | 3,269 | 4,990,956 | 24.00 | 3,466 | 7,776,566 | 24.00 | 5,400 | 17,422,443 | 426.30 | 13.91 | 330.14 | 0.165 | 14.75 | 353.97 | 0.177 | 22.98 | 551.54 | 0.276 |
| 4/29/2025 | 4,248,710 | 21.15 | 3,348 | 4,460,190 | 21.15 | 3,515 | 6,619,799 | 20.57 | 5,365 | 15,328,699 | 448.00 | 14.92 | 316.67 | 0.158 | 15.72 | 332.43 | 0.166 | 23.99 | 493.40 | 0.247 |
| 4/30/2025 | 4,367,655 | 21.82 | 3,337 | 4,981,077 | 23.57 | 3,523 | 7,430,173 | 23.68 | 5,370 | 16,778,904 | 436.90 | 14.55 | 317.47 | 0.159 | 15.36 | 362.06 | 0.181 | 23.45 | 554.61 | 0.277 |
| **April Average** | | | | | | | | | | | | **16.74** | **371.72** | **0.19** | **16.50** | **372.38** | **0.19** | **24.71** | **593.57** | **0.30** |
| **April Total** | **140,343,111** | **707.92** | **3,304** | **140,359,192** | **674.52** | **3,468** | **224,197,300** | **694.77** | **5,378** | **504,899,603** | | **472.21** | **11151.63** | **5.58** | **494.96** | **11171.27** | **5.59** | **741.21** | **17806.96** | **8.90** |
| 5/1/2025 | 4,807,601 | 24.00 | 3,339 | 4,638,606 | 21.97 | 3,519 | 7,740,745 | 24.00 | 5,376 | 17,186,952 | 430.10 | 14.33 | 344.01 | 0.172 | 15.11 | 331.92 | 0.166 | 23.08 | 553.89 | 0.277 |
| 5/2/2025 | 3,850,614 | 19.98 | 3,212 | 3,971,059 | 20.12 | 3,290 | 6,036,789 | 19.22 | 5,235 | 13,857,561 | 484.30 | 15.53 | 310.25 | 0.155 | 15.91 | 319.96 | 0.160 | 25.31 | 486.36 | 0.243 |
| 5/3/2025 | 4,583,632 | 24.00 | 3,183 | 4,735,737 | 24.00 | 3,289 | 7,602,355 | 24.00 | 5,279 | 16,921,723 | 509.00 | 16.17 | 388.15 | 0.194 | 16.71 | 401.03 | 0.201 | 26.82 | 643.78 | 0.322 |
| 5/4/2025 | 4,611,882 | 24.00 | 3,203 | 2,375,535 | 13.32 | 2,973 | 7,511,376 | 24.00 | 5,216 | 14,498,793 | 460.80 | 14.73 | 353.56 | 0.177 | 13.66 | 182.12 | 0.091 | 23.99 | 575.84 | 0.288 |
| 5/5/2025 | 3,502,062 | 19.10 | 3,056 | 1,816,492 | 9.68 | 3,126 | 5,894,539 | 19.57 | 5,021 | 11,213,093 | 467.40 | 14.26 | 272.32 | 0.136 | 14.59 | 141.25 | 0.071 | 23.43 | 458.36 | 0.229 |
| 5/6/2025 | 4,396,351 | 24.00 | 3,053 | 4,631,623 | 24.00 | 3,216 | 7,044,380 | 24.00 | 4,892 | 16,072,353 | 552.80 | 16.85 | 404.33 | 0.202 | 17.75 | 425.96 | 0.213 | 26.99 | 647.86 | 0.324 |
| 5/7/2025 | 4,524,845 | 24.00 | 3,142 | 4,374,102 | 22.17 | 3,289 | 6,994,275 | 24.00 | 4,857 | 15,893,221 | 495.60 | 15.55 | 373.08 | 0.187 | 16.27 | 360.66 | 0.180 | 24.63 | 576.70 | 0.288 |
| 5/8/2025 | 2,861,083 | 14.00 | 3,168 | 2,797,413 | 14.00 | 3,330 | 6,974,374 | 24.00 | 4,843 | 12,432,870 | 487.20 | 15.41 | 215.69 | 0.108 | 16.20 | 226.74 | 0.113 | 23.55 | 565.31 | 0.283 |
| 5/9/2025 | 4,834,987 | 24.00 | 3,358 | 4,799,901 | 23.03 | 3,473 | 6,984,737 | 24.00 | 4,851 | 16,619,624 | 607.00 | 20.34 | 488.27 | 0.244 | 21.04 | 484.72 | 0.242 | 29.39 | 705.36 | 0.353 |
| 5/10/2025 | 4,859,366 | 24.00 | 3,374 | 4,958,760 | 23.75 | 3,480 | 6,904,319 | 24.00 | 4,795 | 16,722,345 | 622.50 | 20.97 | 503.25 | 0.252 | 21.62 | 513.55 | 0.257 | 29.79 | 715.04 | 0.358 |
| 5/11/2025 | 4,797,707 | 24.00 | 3,332 | 5,039,549 | 24.00 | 3,500 | 6,836,413 | 24.00 | 4,748 | 16,673,669 | 686.70 | 22.84 | 546.12 | 0.274 | 23.99 | 575.75 | 0.288 | 32.54 | 781.03 | 0.391 |
| 5/12/2025 | 4,684,219 | 24.00 | 3,253 | 5,151,994 | 24.00 | 3,578 | 6,860,289 | 24.00 | 4,764 | 16,696,501 | 630.40 | 20.47 | 491.28 | 0.246 | 22.51 | 540.34 | 0.270 | 29.98 | 719.50 | 0.360 |
| 5/13/2025 | 4,679,657 | 22.97 | 3,394 | 5,110,306 | 23.70 | 3,594 | 7,120,151 | 24.00 | 4,945 | 16,910,113 | 599.60 | 20.33 | 466.82 | 0.233 | 21.51 | 509.78 | 0.255 | 29.59 | 710.27 | 0.355 |
| 5/14/2025 | 4,516,850 | 23.88 | 3,152 | 4,996,271 | 23.88 | 3,487 | 6,953,149 | 22.63 | 5,120 | 16,466,269 | 595.50 | 18.74 | 447.50 | 0.224 | 20.73 | 494.99 | 0.247 | 30.44 | 688.67 | 0.344 |
| 5/15/2025 | 3,774,317 | 23.55 | 2,671 | 4,693,552 | 23.33 | 3,355 | 7,752,887 | 24.00 | 5,384 | 16,220,756 | 592.20 | 15.79 | 371.86 | 0.186 | 19.82 | 462.43 | 0.231 | 31.83 | 763.84 | 0.382 |
| 5/16/2025 | 3,784,269 | 24.00 | 2,628 | 4,821,023 | 24.00 | 3,348 | 7,775,344 | 24.00 | 5,400 | 16,380,636 | 571.50 | 14.99 | 359.81 | 0.180 | 19.10 | 458.39 | 0.229 | 30.60 | 737.28 | 0.370 |
| 5/17/2025 | 3,731,693 | 24.00 | 2,591 | 4,957,470 | 24.00 | 3,373 | 7,777,948 | 24.00 | 5,401 | 16,367,111 | 503.90 | 13.04 | 312.84 | 0.156 | 16.97 | 407.23 | 0.204 | 27.17 | 652.05 | 0.326 |
| 5/18/2025 | 3,645,124 | 24.00 | 2,531 | 4,808,574 | 24.00 | 3,200 | 7,614,055 | 24.00 | 5,288 | 15,867,753 | 561.30 | 14.18 | 340.39 | 0.170 | 17.93 | 430.36 | 0.215 | 29.63 | 711.02 | 0.356 |

Table 10

| | Landfill Gas | | | | | | | | | | Lab Analysis, Total Sulfur, as H2S | Flare No. 1 SOx Emissions | | | Flare No. 2 SOx Emissions | | | Flare No. 3 SOx Emissions | | |
|---|---|---|---|---|---|---|---|---|---|---|---|---|---|---|---|---|---|---|---|---|
| | Flare 1/1995 | | | Flare 2/2009 | | | Flare 3/2023 | | | Total Flow | Flare Inlet | Total lbs/hr of SOx | Total lbs of SOx | Total tons of SOx | Total lbs/hr of SOx | Total lbs of SOx | Total tons of SOx | Total lbs/hr of SOx | Total lbs of SOx | Total tons of SOx |
| 2025 | (scf) | (hr) | (scfm) | (scf) | (hr) | (scfm) | (scf) | (hr) | (scfm) | (scf) | (ppmv) | (lbs/hr) | (lbs) | (tons) | (lbs/hr) | (lbs) | (tons) | (lbs/hr) | (lbs) | (tons) |
| 5/19/2025 | 2,230,296 | 13.10 | 2,838 | 4,410,294 | 22.90 | 3,210 | 7,558,436 | 24.00 | 5,249 | 14,199,027 | 503.20 | 14.25 | 186.71 | 0.093 | 16.12 | 369.25 | 0.185 | 24.37 | 632.77 | 0.316 |
| 5/20/2025 | 4,554,537 | 24.00 | 3,163 | 4,684,958 | 24.00 | 3,253 | 7,716,306 | 24.00 | 5,359 | 16,955,801 | 420.20 | 13.27 | 318.40 | 0.159 | 13.65 | 327.52 | 0.164 | 22.48 | 639.43 | 0.320 |
| 5/21/2025 | 4,627,739 | 24.00 | 3,214 | 4,795,216 | 24.00 | 3,330 | 7,755,246 | 24.00 | 5,386 | 17,178,200 | 502.90 | 16.13 | 387.19 | 0.194 | 16.72 | 401.20 | 0.201 | 27.04 | 648.86 | 0.324 |
| 5/22/2025 | 4,672,766 | 24.00 | 3,245 | 4,828,158 | 24.00 | 3,353 | 7,767,638 | 24.00 | 5,391 | 17,263,561 | 503.30 | 16.39 | 393.27 | 0.196 | 16.84 | 404.26 | 0.202 | 27.08 | 649.99 | 0.325 |
| 5/23/2025 | 4,624,679 | 24.00 | 3,212 | 4,800,032 | 24.00 | 3,333 | 7,766,773 | 24.00 | 5,394 | 17,191,485 | 486.50 | 15.60 | 374.31 | 0.187 | 16.19 | 388.51 | 0.194 | 26.19 | 628.63 | 0.314 |
| 5/24/2025 | 4,604,859 | 24.00 | 3,198 | 4,774,790 | 23.67 | 3,334 | 7,766,339 | 24.00 | 5,393 | 17,145,987 | 480.90 | 15.35 | 368.42 | 0.184 | 16.01 | 382.70 | 0.191 | 25.89 | 621.36 | 0.311 |
| 5/25/2025 | 4,630,295 | 24.00 | 3,215 | 4,816,019 | 24.00 | 3,344 | 7,749,228 | 24.00 | 5,381 | 17,195,542 | 551.40 | 17.70 | 424.76 | 0.212 | 18.41 | 441.80 | 0.221 | 29.62 | 710.88 | 0.355 |
| 5/26/2025 | 4,621,355 | 24.00 | 3,209 | 4,814,696 | 24.00 | 3,344 | 7,722,573 | 24.00 | 5,363 | 17,158,625 | 444.10 | 14.23 | 341.45 | 0.171 | 14.82 | 355.73 | 0.178 | 23.77 | 570.58 | 0.285 |
| 5/27/2025 | 4,640,551 | 24.00 | 3,223 | 4,818,651 | 24.00 | 3,346 | 7,695,866 | 24.00 | 5,344 | 17,155,068 | 495.50 | 15.94 | 382.55 | 0.191 | 16.56 | 397.23 | 0.199 | 26.43 | 634.42 | 0.317 |
| 5/28/2025 | 4,607,206 | 24.00 | 3,199 | 4,805,464 | 24.00 | 3,337 | 7,688,032 | 24.00 | 5,339 | 17,100,702 | 518.70 | 16.67 | 397.58 | 0.199 | 17.28 | 414.69 | 0.207 | 27.64 | 663.44 | 0.332 |
| 5/29/2025 | 4,659,488 | 24.00 | 3,236 | 4,837,862 | 24.00 | 3,360 | 7,613,174 | 24.00 | 5,287 | 17,110,524 | 475.50 | 15.36 | 368.61 | 0.184 | 15.95 | 382.72 | 0.191 | 25.09 | 602.27 | 0.301 |
| 5/30/2025 | 4,620,978 | 24.00 | 3,209 | 4,852,848 | 24.00 | 3,370 | 7,644,275 | 24.00 | 5,309 | 17,118,100 | 464.50 | 14.88 | 357.10 | 0.179 | 15.43 | 370.32 | 0.185 | 24.61 | 590.74 | 0.295 |
| 5/31/2025 | 4,601,863 | 24.00 | 3,196 | 4,910,473 | 24.00 | 3,410 | 7,775,806 | 24.00 | 5,400 | 17,288,141 | 484.00 | 15.44 | 370.55 | 0.185 | 16.48 | 395.40 | 0.198 | 26.09 | 626.13 | 0.313 |
| **May Average** | | | | | | | | | | | | **16.31** | **376.14** | **0.188** | **17.49** | **396.85** | **0.198** | **26.99** | **639.16** | **0.320** |
| **May Total** | **133,942,963** | **712.58** | **3,133** | **140,527,470** | **697.72** | **3,357** | **228,592,312** | **733.42** | **5,195** | **503,062,745** | | **505.52** | **11660.46** | **5.83** | **542.06** | **12302.50** | **6.15** | **836.68** | **19813.88** | **9.91** |
| | | | | | | | | | | | | | | | | | | | | |
| 6/1/2025 | 4,529,412 | 24.00 | 3,145 | 5,009,956 | 24.00 | 3,479 | 7,609,113 | 24.00 | 5,284 | 17,148,480 | 503.70 | 15.82 | 379.57 | 0.190 | 17.49 | 419.83 | 0.210 | 26.57 | 637.64 | 0.319 |
| 6/2/2025 | 4,858,784 | 24.00 | 3,374 | 5,086,915 | 24.00 | 3,533 | 4,107,604 | 13.52 | 5,065 | 14,053,303 | 484.50 | 16.32 | 391.65 | 0.196 | 17.08 | 410.05 | 0.205 | 24.58 | 331.10 | 0.166 |
| 6/3/2025 | 4,816,135 | 24.00 | 3,345 | 4,992,941 | 24.00 | 3,467 | 7,125,765 | 24.00 | 4,948 | 16,934,840 | 531.90 | 17.75 | 426.19 | 0.213 | 18.41 | 441.80 | 0.221 | 26.27 | 630.57 | 0.315 |
| 6/4/2025 | 4,726,764 | 24.00 | 3,282 | 4,896,158 | 24.00 | 3,400 | 7,483,340 | 24.00 | 5,197 | 17,106,262 | 559.10 | 18.32 | 439.67 | 0.220 | 18.98 | 455.43 | 0.228 | 29.00 | 696.08 | 0.348 |
| 6/5/2025 | 4,524,030 | 23.60 | 3,195 | 4,785,000 | 24.00 | 3,323 | 7,695,737 | 24.00 | 5,344 | 17,004,766 | 568.90 | 18.14 | 428.19 | 0.214 | 18.87 | 452.89 | 0.226 | 30.35 | 728.38 | 0.364 |
| 6/6/2025 | 4,593,113 | 24.00 | 3,190 | 4,758,923 | 24.00 | 3,305 | 7,756,425 | 24.00 | 5,386 | 17,110,461 | 533.80 | 17.00 | 407.90 | 0.204 | 17.61 | 422.63 | 0.211 | 28.71 | 689.01 | 0.345 |
| 6/7/2025 | 4,633,705 | 24.00 | 3,218 | 4,431,985 | 22.17 | 3,332 | 7,737,020 | 24.00 | 5,373 | 16,802,710 | 506.00 | 16.25 | 390.08 | 0.195 | 16.83 | 373.10 | 0.187 | 27.14 | 651.32 | 0.326 |
| 6/8/2025 | 4,669,160 | 24.00 | 3,242 | 4,624,397 | 23.03 | 3,346 | 7,682,700 | 24.00 | 5,335 | 16,976,257 | 605.10 | 19.59 | 470.04 | 0.235 | 20.21 | 465.54 | 0.233 | 32.23 | 773.42 | 0.387 |
| 6/9/2025 | 4,030,219 | 21.82 | 3,079 | 4,583,945 | 23.63 | 3,233 | 6,682,340 | 22.05 | 5,051 | 15,296,504 | 547.40 | 16.82 | 367.03 | 0.184 | 17.66 | 417.36 | 0.209 | 27.60 | 608.56 | 0.304 |
| 6/10/2025 | 4,034,212 | 23.35 | 2,880 | 4,157,839 | 22.82 | 3,037 | 6,939,008 | 23.37 | 4,949 | 15,131,059 | 428.50 | 12.32 | 287.60 | 0.144 | 12.99 | 294.41 | 0.148 | 21.17 | 494.68 | 0.247 |
| 6/11/2025 | 4,187,461 | 23.33 | 2,991 | 4,538,146 | 23.98 | 3,154 | 7,632,746 | 24.00 | 5,301 | 16,358,352 | 400.10 | 11.95 | 276.74 | 0.139 | 12.60 | 302.06 | 0.151 | 21.17 | 508.07 | 0.254 |
| 6/12/2025 | 3,489,604 | 18.00 | 3,231 | 3,606,170 | 18.00 | 3,339 | 5,780,989 | 18.00 | 5,353 | 12,876,762 | 458.80 | 14.80 | 266.36 | 0.133 | 15.29 | 275.28 | 0.138 | 24.51 | 441.26 | 0.221 |
| 6/13/2025 | 4,655,682 | 24.00 | 3,235 | 4,937,614 | 23.70 | 3,472 | 7,729,791 | 24.00 | 5,368 | 17,323,086 | 547.00 | 17.65 | 423.69 | 0.212 | 18.96 | 449.34 | 0.225 | 29.31 | 703.44 | 0.352 |
| 6/14/2025 | 4,727,481 | 24.00 | 3,283 | 5,055,958 | 24.00 | 3,511 | 7,761,147 | 24.00 | 5,390 | 17,544,586 | 537.50 | 17.61 | 422.75 | 0.211 | 18.84 | 452.12 | 0.226 | 28.92 | 694.03 | 0.347 |
| 6/15/2025 | 4,761,773 | 24.00 | 3,307 | 4,488,020 | 21.53 | 3,474 | 7,601,747 | 24.00 | 5,279 | 16,851,539 | 495.30 | 16.35 | 392.38 | 0.196 | 17.17 | 369.82 | 0.185 | 26.10 | 626.40 | 0.313 |
| 6/16/2025 | 4,775,128 | 24.00 | 3,316 | 5,051,597 | 24.00 | 3,508 | 7,700,883 | 24.00 | 5,345 | 17,527,608 | 502.00 | 16.62 | 398.81 | 0.199 | 17.58 | 421.90 | 0.211 | 26.80 | 643.16 | 0.322 |
| 6/17/2025 | 4,642,965 | 23.23 | 3,331 | 5,021,854 | 24.00 | 3,487 | 7,692,337 | 24.00 | 5,342 | 17,357,155 | 501.60 | 16.68 | 387.46 | 0.194 | 17.46 | 419.05 | 0.210 | 26.75 | 641.93 | 0.321 |
| 6/18/2025 | 4,514,030 | 23.43 | 3,211 | 4,594,986 | 22.83 | 3,354 | 7,406,922 | 23.42 | 5,272 | 16,515,938 | 534.30 | 17.18 | 402.66 | 0.201 | 17.95 | 409.91 | 0.205 | 28.22 | 660.75 | 0.330 |
| 6/19/2025 | 4,310,840 | 22.57 | 3,184 | 4,831,711 | 24.00 | 3,355 | 7,670,267 | 24.00 | 5,327 | 16,812,818 | 565.00 | 17.96 | 405.21 | 0.203 | 18.92 | 454.17 | 0.227 | 30.04 | 720.99 | 0.360 |
| 6/20/2025 | 4,838,819 | 23.82 | 3,386 | 4,954,917 | 24.00 | 3,441 | 7,774,683 | 24.00 | 5,399 | 17,568,418 | 574.40 | 19.42 | 462.41 | 0.231 | 19.73 | 473.59 | 0.237 | 30.96 | 742.97 | 0.371 |
| 6/21/2025 | 4,667,821 | 22.85 | 3,405 | 4,946,442 | 24.00 | 3,435 | 7,775,397 | 24.00 | 5,400 | 17,389,659 | 524.50 | 17.83 | 407.32 | 0.204 | 17.98 | 431.63 | 0.216 | 28.27 | 678.49 | 0.339 |
| 6/22/2025 | 4,780,695 | 23.47 | 3,395 | 4,929,544 | 24.00 | 3,423 | 7,771,886 | 24.00 | 5,397 | 17,482,125 | 575.30 | 19.63 | 460.75 | 0.230 | 19.80 | 475.10 | 0.238 | 31.21 | 749.04 | 0.375 |
| 6/23/2025 | 4,818,428 | 23.60 | 3,403 | 4,958,354 | 24.00 | 3,443 | 7,769,518 | 24.00 | 5,395 | 17,546,299 | 529.70 | 17.99 | 424.63 | 0.212 | 18.21 | 436.96 | 0.218 | 28.53 | 684.69 | 0.342 |
| 6/24/2025 | 4,534,493 | 23.02 | 3,283 | 4,860,742 | 23.87 | 3,394 | 7,714,211 | 24.00 | 5,357 | 17,109,445 | 535.20 | 17.54 | 403.75 | 0.202 | 18.13 | 432.80 | 0.216 | 28.62 | 686.88 | 0.343 |
| 6/25/2025 | 4,159,485 | 23.00 | 3,014 | 4,830,731 | 24.00 | 3,355 | 7,668,090 | 24.00 | 5,325 | 16,658,306 | 534.20 | 16.07 | 369.67 | 0.185 | 17.89 | 429.33 | 0.215 | 28.40 | 681.50 | 0.341 |
| 6/26/2025 | 4,227,395 | 23.38 | 3,013 | 4,770,231 | 23.82 | 3,338 | 7,648,279 | 24.00 | 5,311 | 16,645,905 | 502.90 | 15.13 | 353.69 | 0.177 | 16.76 | 399.11 | 0.200 | 26.66 | 639.91 | 0.320 |
| 6/27/2025 | 2,739,198 | 15.22 | 3,000 | 4,753,625 | 23.60 | 3,357 | 7,285,779 | 23.12 | 5,253 | 14,778,602 | 564.10 | 16.89 | 257.07 | 0.129 | 18.90 | 446.14 | 0.223 | 29.58 | 683.76 | 0.342 |
| 6/28/2025 | 4,380,874 | 24.00 | 3,042 | 4,734,233 | 24.00 | 3,288 | 7,581,615 | 24.00 | 5,265 | 16,696,722 | 589.10 | 17.89 | 429.36 | 0.215 | 19.33 | 463.99 | 0.232 | 30.96 | 743.06 | 0.372 |
| 6/29/2025 | 3,972,470 | 21.63 | 3,060 | 4,767,063 | 24.00 | 3,310 | 7,630,993 | 24.00 | 5,299 | 16,370,526 | 615.10 | 18.79 | 406.32 | 0.203 | 20.33 | 487.83 | 0.244 | 32.54 | 780.91 | 0.390 |
| 6/30/2025 | 4,508,653 | 24.00 | 3,131 | 4,796,405 | 24.00 | 3,331 | 7,707,667 | 24.00 | 5,353 | 17,012,724 | 556.90 | 17.41 | 417.73 | 0.209 | 18.52 | 444.39 | 0.222 | 29.76 | 714.12 | 0.357 |
| **June Average** | | | | | | | | | | | | **16.99** | **391.96** | **0.20** | **17.88** | **420.99** | **0.21** | **28.03** | **655.54** | **0.33** |
| **June Total** | **133,108,821** | **691.32** | **3,209** | **142,756,593** | **704.98** | **3,375** | **222,125,993** | **699.47** | **5,293** | **497,991,407** | | **509.71** | **11758.89** | **5.88** | **536.49** | **12629.62** | **6.31** | **840.83** | **19666.12** | **9.83** |
| **Qtr Total** | **407,394,895** | **2,111.82** | **3,215** | **423,643,255** | **2,077.22** | **3,399** | **674,915,605** | **2,127.65** | **5,287** | **1,505,953,755** | | **1,487** | **34,571** | **17** | **1,574** | **36,103** | **18** | **2,419** | **57,287** | **29** |
| | | | | | | | | | | | | | | | | | | | | |
| 7/1/2025 | 4,343,127 | 22.58 | 3,205 | 4,835,946 | 24.00 | 3,358 | 7,774,221 | 24.00 | 5,399 | 16,953,294 | 560.80 | 17.94 | 405.21 | 0.203 | 18.80 | 451.19 | 0.226 | 30.22 | 725.33 | 0.363 |
| 7/2/2025 | 4,624,682 | 24.00 | 3,212 | 4,752,896 | 24.00 | 3,301 | 7,775,463 | 24.00 | 5,400 | 17,153,040 | 539.40 | 17.29 | 415.02 | 0.208 | 17.77 | 426.53 | 0.213 | 29.07 | 697.77 | 0.349 |
| 7/3/2025 | 4,626,852 | 24.00 | 3,213 | 4,710,427 | 24.00 | 3,271 | 7,774,215 | 24.00 | 5,399 | 17,111,494 | 502.70 | 16.12 | 386.96 | 0.193 | 16.41 | 393.98 | 0.197 | 27.09 | 650.19 | 0.325 |
| 7/4/2025 | 4,650,063 | 24.00 | 3,229 | 4,685,862 | 24.00 | 3,254 | 7,776,638 | 24.00 | 5,400 | 17,112,562 | 563.00 | 18.15 | 435.55 | 0.218 | 18.29 | 438.90 | 0.219 | 30.35 | 728.41 | 0.364 |
| 7/5/2025 | 4,682,872 | 24.00 | 3,252 | 4,663,992 | 24.00 | 3,239 | 7,776,152 | 24.00 | 5,400 | 17,123,016 | 548.00 | 17.79 | 426.94 | 0.213 | 17.72 | 425.32 | 0.213 | 29.54 | 708.95 | 0.354 |
| 7/6/2025 | 4,591,007 | 24.00 | 3,188 | 4,634,564 | 24.00 | 3,218 | 7,647,515 | 24.00 | 5,311 | 16,873,085 | 560.60 | 17.84 | 428.19 | 0.214 | 18.01 | 432.25 | 0.216 | 29.72 | 713.26 | 0.357 |
| 7/7/2025 | 4,404,116 | 23.42 | 3,135 | 4,423,302 | 22.73 | 3,243 | 7,394,597 | 23.35 | 5,278 | 16,222,014 | 518.50 | 16.22 | 379.91 | 0.190 | 16.28 | 381.54 | 0.191 | 27.32 | 637.88 | 0.319 |
| 7/8/2025 | 4,336,265 | 23.03 | 3,138 | 4,331,225 | 22.58 | 3,196 | 7,292,357 | 23.18 | 5,243 | 15,959,846 | 427.10 | 13.38 | 308.12 | 0.154 | 13.63 | 307.75 | 0.154 | 22.35 | 518.17 | 0.259 |
| 7/9/2025 | 4,571,361 | 24.00 | 3,175 | 4,378,530 | 22.57 | 3,234 | 7,580,529 | 24.00 | 5,264 | 16,530,420 | 545.10 | 17.27 | 414.57 | 0.207 | 17.60 | 397.08 | 0.199 | 28.64 | 687.46 | 0.344 |
| 7/10/2025 | 4,471,528 | 23.57 | 3,162 | 4,554,127 | 23.70 | 3,203 | 7,586,577 | 24.00 | 5,270 | 16,614,226 | 518.00 | 16.35 | 385.35 | 0.193 | 16.56 | 392.47 | 0.196 | 27.25 | 653.98 | 0.327 |
| 7/11/2025 | 4,511,216 | 23.55 | 3,193 | 4,543,929 | 24.00 | 3,156 | 7,717,722 | 24.00 | 5,359 | 16,772,866 | 565.40 | 18.02 | 424.35 | 0.212 | 17.81 | 427.43 | 0.214 | 30.25 | 725.92 | 0.363 |
| 7/12/2025 | 4,261,625 | 23.48 | 3,025 | 4,575,039 | 24.00 | 3,177 | 7,758,480 | 24.00 | 5,388 | 16,595,144 | 510.70 | 15.42 | 362.09 | 0.181 | 16.20 | 388.72 | 0.194 | 27.47 | 659.20 | 0.330 |
| 7/13/2025 | 4,123,001 | 23.58 | 2,914 | 4,613,725 | 24.00 | 3,204 | 7,771,679 | 24.00 | 5,397 | 16,508,404 | 440.50 | 12.81 | 302.16 | 0.151 | 14.09 | 338.12 | 0.169 | 23.73 | 569.55 | 0.285 |
| 7/14/2025 | 4,114,455 | 23.47 | 2,923 | 4,623,400 | 24.00 | 3,211 | 7,773,108 | 24.00 | 5,398 | 16,510,963 | 526.80 | 15.37 | 360.60 | 0.180 | 16.88 | 405.21 | 0.203 | 28.39 | 681.26 | 0.341 |
| 7/15/2025 | 4,265,915 | 24.00 | 2,962 | 4,613,563 | 24.00 | 3,204 | 7,766,392 | 24.00 | 5,393 | 16,645,870 | 531.50 | 15.72 | 377.21 | 0.189 | 17.00 | 407.83 | 0.204 | 28.61 | 686.74 | 0.343 |
| 7/16/2025 | 4,364,657 | 24.00 | 3,031 | 4,555,041 | 24.00 | 3,163 | 7,771,827 | 24.00 | 5,397 | 16,691,524 | 489.40 | 14.81 | 355.37 | 0.178 | 15.45 | 370.88 | 0.185 | 26.37 | 632.79 | 0.316 |
| 7/17/2025 | 4,523,845 | 24.00 | 3,142 | 4,542,597 | 24.00 | 3,155 | 7,775,197 | 24.00 | 5,399 | 16,841,638 | 528.10 | 16.56 | 397.46 | 0.199 | 16.63 | 399.11 | 0.200 | 28.46 | 683.13 | 0.342 |
| 7/18/2025 | 4,501,029 | 24.00 | 3,126 | 4,554,889 | 24.00 | 3,163 | 7,776,585 | 24.00 | 5,400 | 16,832,502 | 412.50 | 12.87 | 308.89 | 0.154 | 13.02 | 312.59 | 0.156 | 22.24 | 533.69 | 0.267 |
| 7/19/2025 | 4,518,637 | 24.00 | 3,138 | 4,494,139 | 24.00 | 3,121 | 7,772,955 | 24.00 | 5,398 | 16,785,730 | 465.40 | 14.58 | 349.87 | 0.175 | 14.50 | 347.97 | 0.174 | 25.08 | 601.85 | 0.301 |
| 7/20/2025 | 4,364,440 | 24.00 | 3,031 | 4,367,133 | 24.00 | 3,033 | 7,662,894 | 24.00 | 5,321 | 16,394,467 | 522.10 | 15.80 | 379.10 | 0.190 | 15.81 | 379.33 | 0.190 | 27.73 | 665.61 | 0.333 |
| 7/21/2025 | 4,395,640 | 24.00 | 3,053 | 4,391,248 | 24.00 | 3,049 | 7,772,814 | 24.00 | 5,398 | 16,559,702 | 387.50 | 11.81 | 283.38 | 0.142 | 11.80 | 283.10 | 0.142 | 20.88 | 501.10 | 0.251 |
| 7/22/2025 | 4,431,982 | 24.00 | 3,078 | 4,371,826 | 24.00 | 3,036 | 7,772,490 | 24.00 | 5,398 | 16,576,297 | 412.40 | 12.67 | 304.08 | 0.152 | 12.50 | 299.95 | 0.150 | 22.22 | 533.28 | 0.267 |
| 7/23/2025 | 4,248,761 | 23.22 | 3,050 | 4,056,029 | 22.63 | 2,987 | 7,286,079 | 22.65 | 5,361 | 15,590,869 | 409.60 | 12.47 | 289.53 | 0.145 | 12.21 | 276.40 | 0.138 | 21.92 | 496.51 | 0.248 |
| 7/24/2025 | 3,903,278 | 20.88 | 3,115 | 3,415,364 | 8.02 | 2,943 | 6,637,132 | 21.52 | 5,141 | 11,955,774 | 529.00 | 16.45 | 343.52 | 0.172 | 15.54 | 124.37 | 0.062 | 27.15 | 584.15 | 0.292 |
| 7/25/2025 | 4,613,123 | 24.00 | 3,204 | 4,780,052 | 24.00 | 3,319 | 7,753,119 | 24.00 | 5,384 | 17,146,293 | 388.30 | 12.42 | 298.01 | 0.149 | 12.87 | 308.80 | 0.154 | 20.87 | 500.86 | 0.250 |
| 7/26/2025 | 4,781,950 | 24.00 | 3,321 | 4,932,706 | 24.00 | 3,425 | 7,775,661 | 24.00 | 5,400 | 17,490,317 | 406.20 | 13.46 | 323.16 | 0.162 | 13.89 | 333.35 | 0.167 | 21.89 | 525.47 | 0.263 |

Table 10

| | Landfill Gas | | | | | | | | | | Lab Analysis, Total Sulfur, as H2S | Flare No. 1 SOx Emissions | | | Flare No. 2 SOx Emissions | | | Flare No. 3 SOx Emissions | | |
|---|---|---|---|---|---|---|---|---|---|---|---|---|---|---|---|---|---|---|---|---|
| | Flare 1/1995 | | | Flare 2/2009 | | | Flare 3/2023 | | | Total Flow | Flare Inlet | Total lbs/hr of SOx | Total lbs of SOx | Total tons of SOx | Total lbs/hr of SOx | Total lbs of SOx | Total tons of SOx | Total lbs/hr of SOx | Total lbs of SOx | Total tons of SOx |
| 2025 | (scf) | (hr) | (scfm) | (scf) | (hr) | (scfm) | (scf) | (hr) | (scfm) | (scf) | (ppmv) | (lbs/hr) | (lbs) | (tons) | (lbs/hr) | (lbs) | (tons) | (lbs/hr) | (lbs) | (tons) |
| 7/27/2025 | 4,815,780 | 24.00 | 3,344 | 4,950,894 | 24.00 | 3,438 | 7,775,275 | 24.00 | 5,399 | 17,541,948 | 444.20 | 14.83 | 355.89 | 0.178 | 15.24 | 365.88 | 0.183 | 23.94 | 574.60 | 0.287 |
| 7/28/2025 | 4,833,142 | 24.00 | 3,356 | 4,957,416 | 24.00 | 3,443 | 7,775,566 | 24.00 | 5,400 | 17,566,125 | 399.30 | 13.38 | 321.07 | 0.161 | 13.72 | 329.38 | 0.165 | 21.52 | 516.54 | 0.258 |
| 7/29/2025 | 4,836,544 | 24.00 | 3,359 | 4,996,151 | 24.00 | 3,470 | 7,775,656 | 24.00 | 5,400 | 17,608,350 | 451.10 | 15.12 | 362.98 | 0.181 | 15.62 | 374.96 | 0.187 | 24.31 | 583.56 | 0.292 |
| 7/30/2025 | 4,822,693 | 24.00 | 3,349 | 5,034,824 | 24.00 | 3,496 | 7,757,960 | 24.00 | 5,389 | 17,617,476 | 395.60 | 13.25 | 317.41 | 0.159 | 13.61 | 331.37 | 0.166 | 21.28 | 510.75 | 0.255 |
| 7/31/2025 | 4,789,648 | 23.72 | 3,366 | 5,035,475 | 24.00 | 3,497 | 7,688,165 | 23.83 | 5,376 | 17,513,287 | 357.10 | 12.00 | 284.55 | 0.142 | 12.46 | 299.16 | 0.150 | 19.16 | 456.76 | 0.228 |
| July Average | | | | | | | | | | | | 15.10 | 357.63 | 0.179 | 15.44 | 359.71 | 0.180 | 25.65 | 611.12 | 0.306 |
| July Total | 139,323,226 | 734.50 | 3,161 | 140,376,300 | 722.23 | 3,239 | 237,698,511 | 738.53 | 5,364 | 517,398,036 | | 468.14 | 11086.52 | 5.54 | 478.62 | 11151.07 | 5.58 | 795.04 | 18944.64 | 9.47 |
| 8/1/2025 | 4,766,437 | 24.00 | 3,310 | 4,978,491 | 24.00 | 3,457 | 7,761,632 | 24.00 | 5,390 | 17,506,559 | 333.30 | 11.01 | 264.30 | 0.132 | 11.50 | 276.06 | 0.138 | 17.93 | 430.39 | 0.215 |
| 8/2/2025 | 4,806,781 | 24.00 | 3,338 | 4,982,153 | 24.00 | 3,460 | 7,775,163 | 24.00 | 5,399 | 17,564,096 | 372.40 | 12.41 | 297.81 | 0.149 | 12.86 | 308.57 | 0.154 | 20.07 | 481.72 | 0.241 |
| 8/3/2025 | 4,804,754 | 24.00 | 3,337 | 4,970,870 | 24.00 | 3,452 | 7,774,147 | 24.00 | 5,399 | 17,549,771 | 371.10 | 12.36 | 296.64 | 0.148 | 12.78 | 306.90 | 0.153 | 20.00 | 479.97 | 0.240 |
| 8/4/2025 | 4,659,740 | 24.00 | 3,236 | 4,816,293 | 24.00 | 3,345 | 7,573,542 | 24.00 | 5,259 | 17,049,574 | 396.70 | 12.81 | 307.54 | 0.154 | 13.24 | 317.87 | 0.159 | 20.83 | 499.84 | 0.250 |
| 8/5/2025 | 4,701,353 | 24.00 | 3,265 | 3,394,064 | 17.02 | 3,324 | 7,620,505 | 24.00 | 5,292 | 15,715,922 | 363.90 | 11.86 | 284.63 | 0.142 | 12.00 | 205.48 | 0.103 | 19.22 | 461.36 | 0.231 |
| 8/6/2025 | 4,883,688 | 24.00 | 3,391 | 34,815 | 0.27 | 2,176 | 7,766,202 | 24.00 | 5,393 | 12,684,705 | 444.90 | 15.06 | 361.48 | 0.181 | 9.66 | 2.58 | 0.001 | 23.95 | 574.84 | 0.287 |
| 8/7/2025 | 3,826,336 | 20.50 | 3,111 | 1,422,289 | 8.80 | 2,694 | 6,330,673 | 20.82 | 5,069 | 11,579,298 | 447.60 | 13.90 | 284.94 | 0.142 | 12.04 | 105.91 | 0.053 | 22.65 | 471.43 | 0.236 |
| 8/8/2025 | 3,803,685 | 24.00 | 2,641 | 3,867,348 | 24.00 | 2,686 | 7,008,299 | 24.00 | 4,867 | 14,679,332 | 537.90 | 14.18 | 340.39 | 0.170 | 14.42 | 346.09 | 0.173 | 26.13 | 627.17 | 0.314 |
| 8/9/2025 | 3,359,604 | 20.80 | 2,692 | 2,608,255 | 16.35 | 2,659 | 6,286,199 | 20.72 | 5,057 | 12,254,057 | 558.60 | 15.01 | 312.22 | 0.156 | 14.83 | 242.39 | 0.121 | 28.20 | 584.20 | 0.292 |
| 8/10/2025 | 3,654,551 | 23.13 | 2,633 | 3,402,317 | 21.77 | 2,605 | 7,165,877 | 24.00 | 4,976 | 14,222,745 | 475.40 | 12.49 | 289.05 | 0.145 | 12.36 | 269.10 | 0.135 | 23.62 | 566.76 | 0.283 |
| 8/11/2025 | 3,584,594 | 24.00 | 2,489 | 3,858,825 | 23.98 | 2,682 | 6,981,247 | 24.00 | 4,848 | 14,424,665 | 451.80 | 11.23 | 269.44 | 0.135 | 12.09 | 290.05 | 0.145 | 21.86 | 524.75 | 0.262 |
| 8/12/2025 | 3,777,868 | 24.00 | 2,624 | 3,886,965 | 23.62 | 2,743 | 7,308,030 | 24.00 | 5,075 | 14,972,863 | 473.40 | 12.40 | 297.54 | 0.149 | 12.96 | 306.13 | 0.153 | 23.98 | 575.57 | 0.288 |
| 8/13/2025 | 4,126,644 | 23.28 | 2,954 | 3,086,849 | 16.77 | 3,068 | 7,732,806 | 24.00 | 5,370 | 14,946,298 | 431.30 | 12.72 | 296.11 | 0.148 | 13.21 | 221.50 | 0.111 | 23.12 | 554.87 | 0.277 |
| 8/14/2025 | 4,201,468 | 24.00 | 2,918 | 2,162,800 | 18.13 | 2,907 | 7,755,812 | 24.00 | 5,386 | 15,120,079 | 363.00 | 10.57 | 253.73 | 0.127 | 10.53 | 191.01 | 0.096 | 19.52 | 468.39 | 0.234 |
| 8/15/2025 | 4,058,931 | 24.00 | 2,819 | 3,779,663 | 21.05 | 2,993 | 7,691,041 | 24.00 | 5,341 | 15,529,634 | 335.70 | 9.45 | 226.69 | 0.113 | 10.03 | 211.09 | 0.106 | 17.90 | 429.55 | 0.215 |
| 8/16/2025 | 3,820,508 | 24.00 | 2,653 | 4,516,315 | 24.00 | 3,136 | 7,678,465 | 24.00 | 5,332 | 16,015,288 | 327.90 | 8.68 | 208.42 | 0.104 | 10.27 | 246.38 | 0.123 | 17.45 | 418.88 | 0.209 |
| 8/17/2025 | 3,765,384 | 24.00 | 2,615 | 4,527,867 | 24.00 | 3,144 | 7,666,639 | 24.00 | 5,324 | 15,959,890 | 391.50 | 10.22 | 245.25 | 0.123 | 12.29 | 294.92 | 0.147 | 20.81 | 499.36 | 0.250 |
| 8/18/2025 | 3,725,212 | 24.00 | 2,587 | 4,552,840 | 24.00 | 3,162 | 7,656,326 | 24.00 | 5,317 | 15,934,378 | 366.70 | 9.47 | 227.27 | 0.114 | 11.57 | 277.76 | 0.139 | 19.46 | 467.09 | 0.234 |
| 8/19/2025 | 3,732,694 | 24.00 | 2,592 | 4,598,135 | 24.00 | 3,193 | 7,697,311 | 24.00 | 5,345 | 16,028,140 | 336.10 | 8.70 | 208.72 | 0.104 | 10.71 | 257.11 | 0.129 | 17.93 | 430.41 | 0.215 |
| 8/20/2025 | 3,747,102 | 24.00 | 2,602 | 4,662,113 | 24.00 | 3,238 | 7,764,244 | 24.00 | 5,392 | 16,173,458 | 403.60 | 10.48 | 251.61 | 0.126 | 13.04 | 313.01 | 0.157 | 21.72 | 521.34 | 0.261 |
| 8/21/2025 | 3,881,364 | 23.18 | 2,790 | 4,616,177 | 23.13 | 3,325 | 7,402,794 | 23.42 | 5,269 | 15,899,335 | 333.40 | 9.29 | 215.29 | 0.108 | 11.07 | 255.97 | 0.128 | 17.54 | 410.61 | 0.205 |
| 8/22/2025 | 4,053,084 | 23.87 | 2,830 | 4,738,491 | 24.00 | 3,291 | 7,118,035 | 22.83 | 5,196 | 15,909,610 | 300.30 | 8.48 | 202.49 | 0.101 | 9.86 | 236.71 | 0.118 | 15.57 | 355.62 | 0.178 |
| 8/23/2025 | 3,793,807 | 24.00 | 2,635 | 4,599,341 | 24.00 | 3,194 | 7,518,407 | 24.00 | 5,221 | 15,911,554 | 450.00 | 11.83 | 284.03 | 0.142 | 14.35 | 344.33 | 0.172 | 23.45 | 562.87 | 0.281 |
| 8/24/2025 | 3,752,233 | 23.53 | 2,657 | 4,278,516 | 22.66 | 3,144 | 7,150,731 | 23.05 | 5,170 | 15,181,480 | 346.90 | 9.20 | 216.55 | 0.108 | 10.89 | 246.93 | 0.123 | 17.90 | 412.69 | 0.206 |
| 8/25/2025 | 4,071,823 | 24.00 | 2,828 | 4,473,513 | 24.00 | 3,245 | 7,649,377 | 24.00 | 5,312 | 16,394,713 | 296.50 | 8.37 | 200.86 | 0.100 | 9.61 | 230.54 | 0.115 | 15.72 | 377.33 | 0.189 |
| 8/26/2025 | 2,774,420 | 15.06 | 2,999 | 4,714,306 | 24.00 | 3,274 | 7,743,739 | 24.00 | 5,378 | 15,172,465 | 345.40 | 10.34 | 155.98 | 0.078 | 11.29 | 270.90 | 0.135 | 18.54 | 444.99 | 0.222 |
| 8/27/2025 | 4,484,944 | 24.00 | 3,115 | 4,624,882 | 24.00 | 3,212 | 7,776,421 | 24.00 | 5,400 | 16,886,246 | 333.20 | 10.36 | 248.62 | 0.124 | 10.68 | 256.38 | 0.128 | 17.96 | 431.08 | 0.216 |
| 8/28/2025 | 4,470,702 | 24.00 | 3,105 | 4,627,931 | 24.00 | 3,214 | 7,772,762 | 24.00 | 5,398 | 16,871,395 | 314.10 | 9.73 | 233.62 | 0.117 | 10.06 | 241.84 | 0.121 | 16.92 | 406.18 | 0.203 |
| 8/29/2025 | 4,364,490 | 23.88 | 3,046 | 4,510,661 | 23.40 | 3,213 | 7,707,180 | 24.00 | 5,352 | 16,582,330 | 362.10 | 11.01 | 262.93 | 0.131 | 11.61 | 271.73 | 0.136 | 19.35 | 464.30 | 0.232 |
| 8/30/2025 | 4,403,171 | 24.00 | 3,058 | 4,640,660 | 24.00 | 3,223 | 7,715,837 | 24.00 | 5,358 | 16,759,667 | 370.60 | 11.31 | 271.48 | 0.136 | 11.92 | 286.13 | 0.143 | 19.82 | 475.73 | 0.238 |
| 8/31/2025 | 4,390,664 | 24.00 | 3,049 | 4,627,283 | 24.00 | 3,213 | 7,662,535 | 24.00 | 5,321 | 16,680,482 | 398.00 | 12.11 | 290.73 | 0.145 | 12.77 | 306.40 | 0.153 | 21.14 | 507.37 | 0.254 |
| August Average | | | | | | | | | | | | 11.20 | 261.50 | 0.131 | 11.83 | 256.06 | 0.128 | 20.33 | 481.18 | 0.241 |
| August Total | 126,188,029 | 725.27 | 2,900 | 125,760,021 | 668.97 | 3,133 | 232,211,971 | 734.83 | 5,267 | 484,160,021 | | 347.06 | 8106.35 | 4.05 | 366.61 | 7937.95 | 3.97 | 630.28 | 14916.66 | 7.46 |
| 9/1/2025 | 4,367,363 | 24.00 | 3,033 | 4,614,832 | 24.00 | 3,205 | 7,620,212 | 24.00 | 5,292 | 16,602,407 | 375.10 | 11.36 | 272.55 | 0.136 | 12.00 | 287.99 | 0.144 | 19.81 | 475.54 | 0.238 |
| 9/2/2025 | 4,356,701 | 24.00 | 3,025 | 4,595,268 | 24.00 | 3,191 | 7,539,421 | 24.00 | 5,236 | 16,491,389 | 348.80 | 10.53 | 252.82 | 0.126 | 11.11 | 266.66 | 0.133 | 18.23 | 437.51 | 0.219 |
| 9/3/2025 | 4,422,246 | 24.00 | 3,071 | 4,597,345 | 24.00 | 3,193 | 7,643,790 | 24.00 | 5,308 | 16,663,381 | 426.20 | 13.07 | 313.57 | 0.157 | 13.58 | 325.98 | 0.163 | 22.58 | 541.99 | 0.271 |
| 9/4/2025 | 4,378,424 | 24.00 | 3,041 | 4,558,497 | 24.00 | 3,166 | 7,657,736 | 24.00 | 5,318 | 16,594,657 | 361.90 | 10.98 | 263.62 | 0.132 | 11.44 | 274.46 | 0.137 | 19.21 | 461.06 | 0.231 |
| 9/5/2025 | 4,332,504 | 24.00 | 3,009 | 4,520,156 | 24.00 | 3,139 | 7,658,431 | 24.00 | 5,318 | 16,511,090 | 302.70 | 9.09 | 218.18 | 0.109 | 9.48 | 227.63 | 0.114 | 16.07 | 385.68 | 0.193 |
| 9/6/2025 | 4,315,997 | 24.00 | 2,997 | 4,511,519 | 24.00 | 3,133 | 7,679,540 | 24.00 | 5,333 | 16,507,055 | 392.20 | 11.73 | 281.62 | 0.141 | 12.27 | 294.38 | 0.147 | 20.88 | 501.09 | 0.251 |
| 9/7/2025 | 4,305,311 | 24.00 | 2,990 | 4,510,546 | 24.00 | 3,132 | 7,683,571 | 24.00 | 5,336 | 16,499,428 | 445.00 | 13.28 | 318.74 | 0.159 | 13.91 | 333.93 | 0.167 | 23.70 | 568.85 | 0.284 |
| 9/8/2025 | 4,204,766 | 24.00 | 2,920 | 4,378,383 | 24.00 | 3,041 | 7,554,973 | 23.52 | 5,354 | 16,138,121 | 379.90 | 11.07 | 265.76 | 0.133 | 11.53 | 276.73 | 0.138 | 20.30 | 487.50 | 0.239 |
| 9/9/2025 | 4,248,175 | 24.00 | 2,950 | 4,429,425 | 24.00 | 3,076 | 7,771,011 | 24.00 | 5,397 | 16,448,611 | 381.20 | 11.23 | 269.42 | 0.135 | 11.70 | 280.91 | 0.140 | 20.53 | 492.84 | 0.246 |
| 9/10/2025 | 4,250,719 | 24.00 | 2,952 | 4,482,173 | 24.00 | 3,113 | 7,757,697 | 24.00 | 5,387 | 16,490,589 | 342.80 | 10.10 | 242.42 | 0.121 | 10.45 | 255.62 | 0.128 | 18.43 | 442.43 | 0.221 |
| 9/11/2025 | 4,252,983 | 24.00 | 2,953 | 4,497,553 | 24.00 | 3,123 | 7,754,987 | 24.00 | 5,385 | 16,505,523 | 369.30 | 10.89 | 261.30 | 0.131 | 11.51 | 276.33 | 0.138 | 19.85 | 476.47 | 0.238 |
| 9/12/2025 | 4,232,128 | 24.00 | 2,939 | 4,488,930 | 24.00 | 3,117 | 7,723,233 | 24.00 | 5,363 | 16,444,290 | 344.90 | 10.12 | 242.84 | 0.121 | 10.73 | 257.58 | 0.129 | 18.47 | 443.16 | 0.222 |
| 9/13/2025 | 4,238,249 | 24.00 | 2,943 | 4,496,030 | 24.00 | 3,122 | 7,691,901 | 24.00 | 5,342 | 16,426,180 | 362.10 | 10.64 | 255.32 | 0.128 | 11.29 | 270.85 | 0.135 | 19.31 | 463.38 | 0.232 |
| 9/14/2025 | 4,241,345 | 24.00 | 2,945 | 4,491,330 | 24.00 | 3,119 | 7,655,314 | 24.00 | 5,316 | 16,387,988 | 373.10 | 10.97 | 263.27 | 0.132 | 11.62 | 278.79 | 0.139 | 19.80 | 475.18 | 0.238 |
| 9/15/2025 | 4,351,557 | 24.00 | 3,022 | 4,678,498 | 24.00 | 3,249 | 7,639,644 | 24.00 | 5,305 | 16,669,698 | 325.10 | 9.81 | 235.36 | 0.118 | 0.00 | 253.04 | 0.127 | 17.22 | 413.20 | 0.207 |
| 9/16/2025 | 4,523,565 | 24.00 | 3,141 | 4,894,332 | 24.00 | 3,399 | 7,772,550 | 24.00 | 5,398 | 17,190,446 | 311.30 | 9.76 | 234.28 | 0.117 | 10.56 | 253.48 | 0.127 | 16.77 | 402.55 | 0.201 |
| 9/17/2025 | 4,730,853 | 24.00 | 3,285 | 4,944,718 | 24.00 | 3,434 | 7,775,801 | 24.00 | 5,400 | 17,451,371 | 336.60 | 11.04 | 264.93 | 0.132 | 11.54 | 276.90 | 0.138 | 18.14 | 435.44 | 0.218 |
| 9/18/2025 | 3,339,662 | 21.82 | 2,551 | 4,775,602 | 24.00 | 3,319 | 7,710,360 | 24.00 | 5,354 | 15,829,632 | 308.30 | 7.85 | 171.30 | 0.086 | 10.21 | 245.15 | 0.123 | 16.48 | 395.48 | 0.198 |
| 9/19/2025 | 4,597,302 | 24.00 | 3,193 | 4,754,786 | 23.50 | 3,372 | 7,740,617 | 24.00 | 5,375 | 17,092,704 | 242.00 | 7.71 | 185.09 | 0.093 | 8.15 | 191.43 | 0.096 | 12.99 | 311.65 | 0.156 |
| 9/20/2025 | 4,598,617 | 24.00 | 3,193 | 4,913,488 | 24.00 | 3,412 | 7,775,773 | 24.00 | 5,400 | 17,287,877 | 260.10 | 8.29 | 198.99 | 0.099 | 8.86 | 212.62 | 0.106 | 14.02 | 336.48 | 0.168 |
| 9/21/2025 | 4,563,969 | 23.78 | 3,198 | 4,854,742 | 24.00 | 3,371 | 7,774,434 | 24.00 | 5,399 | 17,193,144 | 314.20 | 10.03 | 238.57 | 0.119 | 10.57 | 253.77 | 0.127 | 16.93 | 406.39 | 0.203 |
| 9/22/2025 | 4,464,863 | 24.00 | 3,101 | 4,687,467 | 24.00 | 3,255 | 7,688,561 | 24.00 | 5,339 | 16,840,891 | 296.80 | 9.19 | 220.47 | 0.110 | 9.64 | 231.46 | 0.116 | 15.82 | 379.65 | 0.190 |
| 9/23/2025 | 4,411,385 | 24.00 | 3,063 | 4,653,275 | 24.00 | 3,231 | 7,714,971 | 24.00 | 5,358 | 16,779,631 | 306.80 | 9.38 | 225.17 | 0.113 | 9.90 | 237.51 | 0.119 | 16.41 | 393.79 | 0.197 |
| 9/24/2025 | 4,394,926 | 24.00 | 3,052 | 4,599,686 | 24.00 | 3,194 | 7,691,593 | 24.00 | 5,341 | 16,686,204 | 260.70 | 7.94 | 190.62 | 0.095 | 8.31 | 199.50 | 0.100 | 13.90 | 333.60 | 0.167 |
| 9/25/2025 | 4,359,320 | 24.00 | 3,027 | 4,406,004 | 23.28 | 3,154 | 7,732,735 | 24.00 | 5,370 | 16,498,058 | 295.60 | 8.93 | 214.39 | 0.107 | 9.31 | 216.63 | 0.108 | 15.85 | 380.29 | 0.190 |
| 9/26/2025 | 3,671,772 | 24.00 | 2,550 | 4,181,883 | 24.00 | 2,904 | 7,206,327 | 24.00 | 5,004 | 15,059,982 | 270.20 | 6.88 | 165.06 | 0.083 | 7.83 | 187.92 | 0.094 | 13.50 | 323.95 | 0.162 |
| 9/27/2025 | 2,134,626 | 24.00 | 1,482 | 4,289,530 | 24.00 | 2,979 | 7,599,936 | 24.00 | 5,278 | 14,024,092 | 340.90 | 5.04 | 121.07 | 0.061 | 10.14 | 243.28 | 0.122 | 17.96 | 431.03 | 0.216 |
| 9/28/2025 | 2,002,253 | 24.00 | 1,390 | 4,510,710 | 24.00 | 3,132 | 7,719,381 | 24.00 | 5,361 | 14,232,344 | 320.20 | 4.44 | 106.66 | 0.053 | 10.01 | 240.29 | 0.120 | 17.13 | 411.22 | 0.206 |
| 9/29/2025 | 1,294,763 | 24.00 | 899 | 4,636,725 | 24.00 | 3,220 | 7,757,349 | 24.00 | 5,387 | 13,688,837 | 432.00 | 3.88 | 93.06 | 0.047 | 13.89 | 333.25 | 0.167 | 23.23 | 557.53 | 0.279 |
| 9/30/2025 | 2,086,592 | 19.63 | 1,771 | 4,287,647 | 23.47 | 3,045 | 7,442,064 | 23.30 | 5,323 | 13,816,302 | 488.90 | 8.64 | 169.72 | 0.085 | 14.86 | 348.75 | 0.174 | 25.98 | 605.32 | 0.303 |
| September Average | | | | | | | | | | | | 9.46 | 225.21 | 0.11 | 10.55 | 261.10 | 0.13 | 18.32 | 438.68 | 0.22 |
| September Total | 119,672,927 | 713.23 | 2,796 | 117,245,074 | 718.25 | 3,185 | 230,133,916 | 718.82 | 5,336 | 467,051,916 | | 283.88 | 6756.15 | 3.38 | 316.61 | 7832.97 | 3.92 | 549.51 | 13160.25 | 6.58 |
| Qtr Total | 385,184,181 | 2,173.00 | 2,954 | 403,381,394 | 2,109.45 | 3,187 | 700,044,397 | 2,192.18 | 5,322 | 1,488,601,972 | | 1,099 | 25,949 | 13 | 1,162 | 26,922 | 13 | 1,975 | 47,022 | 24 |

Table 10

| | Landfill Gas | | | | | | | | | | Lab Analysis, Total Sulfur as H2S | Flare No. 1 SOx Emissions | | | Flare No. 2 SOx Emissions | | | Flare No. 3 SOx Emissions | | |
|---|---|---|---|---|---|---|---|---|---|---|---|---|---|---|---|---|---|---|---|---|
| | Flare 1/1995 | | | Flare 2/2009 | | | Flare 3/2023 | | | Total Flow | Flare Inlet | Total lbs/hr of SOx | Total lbs of SOx | Total tons of SOx | Total lbs/hr of SOx | Total lbs of SOx | Total tons of SOx | Total lbs/hr of SOx | Total lbs of SOx | Total tons of SOx |
| 2025 | (scf) | (hr) | (scfm) | (scf) | (hr) | (scfm) | (scf) | (hr) | (scfm) | (scf) | (ppmv) | (lbs/hr) | (lbs) | (tons) | (lbs/hr) | (lbs) | (tons) | (lbs/hr) | (lbs) | (tons) |
| 10/1/2025 | 3,523,924 | 23.03 | 2,550 | 4,476,011 | 24.00 | 3,108 | 7,760,128 | 24.00 | 5,389 | 15,760,042 | 281.60 | 7.17 | 165.09 | 0.083 | 8.74 | 209.70 | 0.105 | 15.15 | 363.56 | 0.182 |
| 10/2/2025 | 3,730,615 | 24.00 | 2,591 | 4,630,771 | 24.00 | 3,216 | 7,777,396 | 24.00 | 5,401 | 16,138,782 | 316.20 | 8.18 | 196.25 | 0.098 | 10.15 | 243.61 | 0.122 | 17.05 | 409.14 | 0.205 |
| 10/3/2025 | 3,405,114 | 24.00 | 2,365 | 4,973,107 | 24.00 | 3,454 | 7,777,052 | 24.00 | 5,401 | 16,155,273 | 311.30 | 7.35 | 176.35 | 0.088 | 10.73 | 257.56 | 0.129 | 16.78 | 402.78 | 0.201 |
| 10/4/2025 | 2,338,724 | 24.00 | 1,624 | 4,901,862 | 24.00 | 3,404 | 7,776,521 | 24.00 | 5,400 | 15,017,106 | 294.40 | 4.77 | 114.55 | 0.057 | 10.00 | 240.09 | 0.120 | 15.87 | 380.89 | 0.190 |
| 10/5/2025 | 1,912,820 | 24.00 | 1,328 | 4,776,573 | 24.00 | 3,317 | 7,776,333 | 24.00 | 5,400 | 14,465,725 | 319.60 | 4.24 | 101.71 | 0.051 | 10.58 | 253.98 | 0.127 | 17.23 | 413.48 | 0.207 |
| 10/6/2025 | 1,784,649 | 14.48 | 2,054 | 4,302,495 | 24.00 | 2,988 | 7,716,474 | 24.00 | 5,359 | 13,803,617 | 293.90 | 6.02 | 87.28 | 0.044 | 8.77 | 210.37 | 0.105 | 15.72 | 377.30 | 0.189 |
| 10/7/2025 | 3,713,284 | 24.00 | 2,579 | 3,931,629 | 23.40 | 2,800 | 7,761,422 | 24.00 | 5,390 | 15,406,335 | 305.20 | 7.86 | 188.55 | 0.094 | 8.53 | 199.63 | 0.100 | 16.42 | 394.09 | 0.197 |
| 10/8/2025 | 3,898,009 | 24.00 | 2,707 | 4,038,422 | 24.00 | 2,804 | 7,697,184 | 24.00 | 5,345 | 15,633,614 | 285.30 | 7.71 | 185.02 | 0.093 | 7.99 | 191.66 | 0.096 | 15.72 | 365.35 | 0.183 |
| 10/9/2025 | 3,716,893 | 22.98 | 2,695 | 3,764,505 | 21.78 | 2,880 | 7,069,123 | 22.52 | 5,233 | 14,550,521 | 450.50 | 12.12 | 278.58 | 0.139 | 12.85 | 282.13 | 0.141 | 23.53 | 529.80 | 0.265 |
| 10/10/2025 | 3,979,095 | 24.00 | 2,763 | 4,225,891 | 24.00 | 2,935 | 7,680,346 | 24.00 | 5,334 | 15,885,332 | 291.30 | 8.04 | 192.84 | 0.096 | 8.53 | 204.80 | 0.102 | 15.91 | 372.72 | 0.186 |
| 10/11/2025 | 3,922,640 | 24.00 | 2,724 | 4,203,882 | 24.00 | 2,919 | 7,741,161 | 24.00 | 5,376 | 15,867,692 | 306.60 | 8.34 | 200.09 | 0.100 | 8.93 | 214.43 | 0.107 | 16.45 | 394.87 | 0.197 |
| 10/12/2025 | 3,906,626 | 24.00 | 2,713 | 4,216,762 | 24.00 | 2,928 | 7,763,934 | 24.00 | 5,392 | 15,887,321 | 297.30 | 8.05 | 193.23 | 0.097 | 8.69 | 208.57 | 0.104 | 16.00 | 384.02 | 0.192 |
| 10/13/2025 | 3,832,045 | 24.00 | 2,661 | 4,167,226 | 24.00 | 2,894 | 7,761,129 | 24.00 | 5,390 | 15,760,401 | 318.10 | 8.40 | 201.52 | 0.101 | 9.13 | 219.15 | 0.110 | 17.01 | 408.15 | 0.204 |
| 10/14/2025 | 3,494,332 | 24.00 | 2,427 | 3,943,955 | 24.00 | 2,739 | 7,532,504 | 24.00 | 5,231 | 14,970,791 | 292.80 | 7.09 | 170.22 | 0.085 | 8.01 | 192.12 | 0.096 | 15.59 | 366.93 | 0.183 |
| 10/15/2025 | 3,748,463 | 24.00 | 2,603 | 4,144,348 | 24.00 | 2,878 | 7,761,191 | 24.00 | 5,390 | 15,654,001 | 308.30 | 8.01 | 192.26 | 0.096 | 8.86 | 212.57 | 0.106 | 16.59 | 398.08 | 0.199 |
| 10/16/2025 | 3,804,936 | 23.30 | 2,722 | 4,267,063 | 24.00 | 2,963 | 7,466,567 | 23.35 | 5,244 | 15,558,566 | 271.60 | 7.38 | 171.93 | 0.086 | 8.03 | 192.81 | 0.096 | 14.49 | 338.29 | 0.169 |
| 10/17/2025 | 4,235,803 | 24.00 | 2,942 | 4,610,600 | 24.00 | 3,202 | 7,775,375 | 24.00 | 5,400 | 16,621,777 | 287.20 | 8.43 | 202.39 | 0.101 | 9.18 | 220.30 | 0.110 | 15.48 | 371.52 | 0.186 |
| 10/18/2025 | 4,221,114 | 24.00 | 2,931 | 4,622,991 | 24.00 | 3,210 | 7,741,851 | 24.00 | 5,376 | 16,585,955 | 306.40 | 8.97 | 215.17 | 0.108 | 9.82 | 235.66 | 0.118 | 16.44 | 394.64 | 0.197 |
| 10/19/2025 | 4,203,805 | 24.00 | 2,919 | 4,646,510 | 24.00 | 3,225 | 7,740,581 | 24.00 | 5,375 | 16,589,895 | 326.80 | 9.52 | 228.56 | 0.114 | 10.52 | 252.57 | 0.126 | 17.54 | 420.85 | 0.210 |
| 10/20/2025 | 4,090,600 | 24.00 | 2,841 | 4,541,493 | 24.00 | 3,154 | 7,717,255 | 24.00 | 5,359 | 16,349,548 | 278.30 | 7.89 | 189.41 | 0.095 | 8.76 | 210.27 | 0.105 | 14.89 | 357.31 | 0.179 |
| 10/21/2025 | 4,002,081 | 24.00 | 2,779 | 4,453,569 | 24.00 | 3,093 | 7,675,430 | 24.00 | 5,330 | 16,131,080 | 313.50 | 8.70 | 208.74 | 0.104 | 9.68 | 232.28 | 0.116 | 16.68 | 400.34 | 0.200 |
| 10/22/2025 | 4,025,447 | 24.00 | 2,795 | 4,485,907 | 24.00 | 3,115 | 7,691,390 | 24.00 | 5,341 | 16,202,744 | 374.90 | 10.46 | 251.07 | 0.126 | 11.66 | 279.77 | 0.140 | 19.99 | 479.73 | 0.240 |
| 10/23/2025 | 3,672,030 | 24.00 | 2,550 | 4,079,814 | 24.00 | 2,833 | 7,192,894 | 24.00 | 4,999 | 14,949,737 | 275.40 | 7.01 | 168.25 | 0.084 | 7.79 | 186.93 | 0.093 | 13.74 | 329.77 | 0.165 |
| 10/24/2025 | 3,890,936 | 24.00 | 2,702 | 4,219,204 | 23.58 | 2,982 | 7,437,477 | 23.53 | 5,267 | 15,547,617 | 214.60 | 5.79 | 138.92 | 0.069 | 6.39 | 150.64 | 0.075 | 11.28 | 265.54 | 0.133 |
| 10/25/2025 | 3,801,082 | 24.00 | 2,640 | 4,394,484 | 24.00 | 3,052 | 7,767,001 | 24.00 | 5,394 | 15,962,566 | 308.40 | 8.13 | 195.03 | 0.098 | 9.39 | 225.47 | 0.113 | 16.60 | 398.51 | 0.199 |
| 10/26/2025 | 3,786,064 | 24.00 | 2,629 | 4,394,806 | 24.00 | 3,052 | 7,773,860 | 24.00 | 5,399 | 15,954,730 | 327.90 | 8.81 | 206.54 | 0.103 | 9.99 | 239.75 | 0.120 | 17.67 | 424.08 | 0.212 |
| 10/27/2025 | 3,811,871 | 24.00 | 2,647 | 4,414,283 | 24.00 | 3,065 | 7,775,587 | 24.00 | 5,400 | 16,002,821 | 312.40 | 8.25 | 198.12 | 0.099 | 9.56 | 229.43 | 0.115 | 16.84 | 404.18 | 0.202 |
| 10/28/2025 | 3,833,986 | 24.00 | 2,662 | 4,469,459 | 24.00 | 3,104 | 7,776,951 | 24.00 | 5,401 | 16,080,396 | 314.60 | 8.36 | 200.67 | 0.100 | 9.75 | 233.92 | 0.117 | 16.96 | 407.04 | 0.204 |
| 10/29/2025 | 3,942,995 | 24.00 | 2,738 | 4,571,065 | 24.00 | 3,174 | 7,776,746 | 24.00 | 5,401 | 16,290,805 | 320.80 | 8.77 | 210.44 | 0.105 | 10.17 | 243.96 | 0.122 | 17.29 | 415.05 | 0.208 |
| 10/30/2025 | 3,940,782 | 24.00 | 2,737 | 4,562,810 | 24.00 | 3,169 | 7,777,012 | 24.00 | 5,401 | 16,280,604 | 316.60 | 8.65 | 207.57 | 0.104 | 10.01 | 240.33 | 0.120 | 17.07 | 409.63 | 0.205 |
| 10/31/2025 | 3,805,416 | 23.75 | 2,670 | 4,258,636 | 23.18 | 3,062 | 7,580,065 | 23.60 | 5,353 | 15,644,116 | 276.90 | 7.36 | 174.74 | 0.087 | 8.43 | 195.55 | 0.098 | 14.75 | 348.06 | 0.174 |
| October Average | | | | | | | | | | | | 7.92 | 187.45 | 0.094 | 9.35 | 222.91 | 0.111 | 16.37 | 391.14 | 0.196 |
| October Total | 113,976,374 | 731.55 | 2,597 | 135,689,128 | 739.95 | 3,056 | 238,044,211 | 741.00 | 5,354 | 487,709,713 | | 245.41 | 5811.06 | 2.91 | 289.73 | 6910.10 | 3.46 | 507.53 | 12125.25 | 6.06 |
| 11/1/2025 | 3,935,605 | 24.00 | 2,733 | 4,430,313 | 24.00 | 3,077 | 7,773,801 | 24.00 | 5,398 | 16,139,719 | 281.40 | 7.68 | 184.25 | 0.092 | 8.64 | 207.41 | 0.104 | 15.16 | 363.94 | 0.182 |
| 11/2/2025 | 3,976,043 | 24.00 | 2,761 | 4,505,528 | 24.00 | 3,129 | 7,778,757 | 24.00 | 5,402 | 16,260,327 | 303.00 | 8.35 | 200.43 | 0.100 | 9.46 | 227.15 | 0.114 | 16.34 | 392.13 | 0.196 |
| 11/3/2025 | 3,802,021 | 24.00 | 2,640 | 4,310,455 | 23.72 | 3,029 | 7,606,902 | 23.83 | 5,320 | 15,719,378 | 274.20 | 7.23 | 173.44 | 0.087 | 8.29 | 196.64 | 0.098 | 14.56 | 347.01 | 0.174 |
| 11/4/2025 | 3,788,991 | 24.00 | 2,631 | 4,390,799 | 24.00 | 3,049 | 7,766,064 | 24.00 | 5,393 | 15,945,854 | 259.00 | 6.80 | 163.27 | 0.082 | 7.88 | 189.20 | 0.095 | 13.94 | 334.64 | 0.167 |
| 11/5/2025 | 3,837,198 | 24.00 | 2,665 | 4,478,730 | 24.00 | 3,110 | 7,776,943 | 24.00 | 5,401 | 16,092,871 | 399.70 | 10.63 | 255.16 | 0.128 | 12.41 | 297.83 | 0.149 | 21.55 | 517.15 | 0.259 |
| 11/6/2025 | 3,776,466 | 24.00 | 2,623 | 4,409,691 | 24.00 | 3,062 | 7,774,030 | 24.00 | 5,399 | 15,960,187 | 315.00 | 8.25 | 197.91 | 0.099 | 9.63 | 231.10 | 0.116 | 16.98 | 407.41 | 0.204 |
| 11/7/2025 | 3,708,180 | 24.00 | 2,575 | 4,344,836 | 24.00 | 3,017 | 7,662,056 | 24.00 | 5,321 | 15,715,071 | 337.90 | 8.69 | 208.46 | 0.104 | 10.18 | 244.25 | 0.122 | 17.95 | 430.73 | 0.215 |
| 11/8/2025 | 3,547,201 | 24.00 | 2,463 | 4,181,930 | 24.00 | 2,904 | 7,446,424 | 24.00 | 5,171 | 15,175,555 | 36.50 | 0.90 | 21.54 | 0.011 | 1.06 | 25.39 | 0.013 | 1.88 | 45.22 | 0.023 |
| 11/9/2025 | 3,556,634 | 24.00 | 2,470 | 4,208,747 | 24.00 | 2,923 | 7,473,104 | 24.00 | 5,190 | 15,238,485 | 164.30 | 4.05 | 97.22 | 0.049 | 4.79 | 115.04 | 0.058 | 8.51 | 204.27 | 0.102 |
| 11/10/2025 | 3,837,438 | 24.00 | 2,665 | 4,192,642 | 24.00 | 2,912 | 7,468,763 | 24.00 | 5,187 | 15,498,842 | 169.90 | 4.52 | 108.47 | 0.054 | 4.94 | 118.58 | 0.059 | 8.80 | 211.11 | 0.106 |
| 11/11/2025 | 3,918,021 | 24.00 | 2,721 | 4,211,614 | 24.00 | 2,925 | 7,566,717 | 24.00 | 5,255 | 15,696,351 | 214.50 | 5.83 | 139.82 | 0.070 | 6.26 | 150.30 | 0.075 | 11.25 | 270.03 | 0.135 |
| 11/12/2025 | 3,890,803 | 24.00 | 2,702 | 4,204,471 | 24.00 | 2,920 | 7,576,267 | 24.00 | 5,261 | 15,671,540 | 266.90 | 7.20 | 172.77 | 0.086 | 7.78 | 186.69 | 0.093 | 14.02 | 336.42 | 0.168 |
| 11/13/2025 | 3,874,099 | 24.00 | 2,690 | 4,204,316 | 24.00 | 2,920 | 7,585,674 | 24.00 | 5,268 | 15,664,088 | 245.70 | 6.60 | 158.36 | 0.079 | 7.16 | 171.85 | 0.086 | 12.92 | 310.08 | 0.155 |
| 11/14/2025 | 3,767,479 | 24.00 | 2,616 | 4,148,440 | 24.00 | 2,881 | 7,530,719 | 24.00 | 5,230 | 15,446,637 | 264.70 | 6.91 | 165.91 | 0.083 | 7.61 | 182.59 | 0.091 | 13.62 | 331.64 | 0.166 |
| 11/15/2025 | 3,700,960 | 24.00 | 2,570 | 4,195,360 | 24.00 | 2,913 | 7,618,939 | 24.00 | 5,291 | 15,515,258 | 199.30 | 5.11 | 122.71 | 0.061 | 5.80 | 139.11 | 0.070 | 10.53 | 252.62 | 0.126 |
| 11/16/2025 | 3,627,538 | 24.00 | 2,519 | 4,257,588 | 24.00 | 2,957 | 7,644,082 | 24.00 | 5,308 | 15,529,208 | 218.40 | 5.49 | 131.81 | 0.066 | 6.45 | 154.70 | 0.077 | 11.57 | 277.75 | 0.139 |
| 11/17/2025 | 3,464,403 | 24.00 | 2,406 | 4,201,820 | 24.00 | 2,918 | 7,692,385 | 24.00 | 5,342 | 15,358,608 | 219.20 | 5.26 | 126.34 | 0.063 | 6.38 | 153.23 | 0.077 | 11.69 | 280.53 | 0.140 |
| 11/18/2025 | 3,436,020 | 24.00 | 2,386 | 4,286,514 | 24.00 | 2,977 | 7,772,990 | 24.00 | 5,398 | 15,495,524 | 321.80 | 7.66 | 183.96 | 0.092 | 9.56 | 229.49 | 0.115 | 17.34 | 416.15 | 0.208 |
| 11/19/2025 | 3,353,838 | 22.10 | 2,529 | 2,858,136 | 15.45 | 3,083 | 7,712,030 | 24.00 | 5,356 | 13,924,003 | 247.90 | 6.26 | 138.32 | 0.069 | 7.63 | 117.88 | 0.059 | 13.25 | 318.07 | 0.159 |
| 11/20/2025 | 3,791,458 | 24.00 | 2,633 | 4,324,518 | 23.83 | 3,024 | 7,641,678 | 24.00 | 5,307 | 15,757,654 | 231.10 | 6.07 | 145.77 | 0.073 | 6.98 | 166.27 | 0.083 | 12.24 | 293.81 | 0.147 |
| 11/21/2025 | 3,738,925 | 24.00 | 2,596 | 4,236,771 | 23.93 | 2,950 | 7,611,702 | 24.00 | 5,286 | 15,587,398 | 212.20 | 5.50 | 132.00 | 0.066 | 6.25 | 149.57 | 0.075 | 11.20 | 268.72 | 0.134 |
| 11/22/2025 | 3,972,322 | 24.00 | 2,759 | 4,544,780 | 23.95 | 3,163 | 7,759,565 | 24.00 | 5,389 | 16,276,667 | 231.60 | 6.38 | 153.06 | 0.077 | 7.31 | 175.12 | 0.088 | 12.46 | 298.98 | 0.149 |
| 11/23/2025 | 3,826,557 | 22.18 | 2,875 | 3,426,939 | 17.55 | 3,254 | 7,201,140 | 22.32 | 5,378 | 14,454,636 | 233.10 | 6.69 | 148.40 | 0.074 | 7.57 | 132.90 | 0.066 | 12.51 | 279.26 | 0.140 |
| 11/24/2025 | 3,987,416 | 23.92 | 2,779 | 2,454,647 | 14.07 | 2,908 | 7,544,379 | 23.83 | 5,276 | 13,986,441 | 189.80 | 5.26 | 125.91 | 0.063 | 5.51 | 77.51 | 0.039 | 10.00 | 238.23 | 0.119 |
| 11/25/2025 | 4,034,809 | 24.00 | 2,802 | 4,384,811 | 24.00 | 3,045 | 7,639,272 | 24.00 | 5,305 | 16,058,891 | 248.70 | 6.96 | 166.94 | 0.083 | 7.56 | 181.43 | 0.091 | 13.17 | 316.08 | 0.158 |
| 11/26/2025 | 4,121,031 | 24.00 | 2,862 | 4,394,871 | 24.00 | 3,052 | 7,761,619 | 24.00 | 5,390 | 16,277,521 | 234.60 | 6.70 | 160.84 | 0.080 | 7.15 | 171.53 | 0.086 | 12.62 | 302.94 | 0.151 |
| 11/27/2025 | 4,113,174 | 24.00 | 2,856 | 4,395,149 | 24.00 | 3,052 | 7,747,346 | 24.00 | 5,380 | 16,255,668 | 266.70 | 7.60 | 182.50 | 0.091 | 8.13 | 195.02 | 0.098 | 14.32 | 343.75 | 0.172 |
| 11/28/2025 | 3,899,624 | 23.25 | 2,795 | 4,180,590 | 23.30 | 2,950 | 7,602,722 | 24.00 | 5,280 | 15,682,936 | 225.80 | 6.30 | 146.49 | 0.073 | 6.74 | 157.05 | 0.079 | 11.90 | 285.60 | 0.143 |
| 11/29/2025 | 3,896,393 | 23.82 | 2,727 | 4,162,509 | 23.68 | 2,929 | 7,393,880 | 23.82 | 5,174 | 15,452,781 | 257.00 | 6.99 | 166.60 | 0.083 | 7.51 | 177.98 | 0.089 | 13.27 | 316.14 | 0.158 |
| 11/30/2025 | 3,889,159 | 24.00 | 2,701 | 4,187,272 | 24.00 | 2,908 | 7,426,891 | 24.00 | 5,158 | 15,503,322 | 249.90 | 6.74 | 161.69 | 0.081 | 7.25 | 174.09 | 0.087 | 12.87 | 308.78 | 0.154 |
| November Average | | | | | | | | | | | | 6.49 | 154.68 | 0.08 | 7.33 | 169.90 | 0.08 | 12.95 | 309.97 | 0.15 |
| November Total | 114,069,799 | 715.27 | 2,658 | 124,714,781 | 693.48 | 2,997 | 228,556,834 | 717.80 | 5,307 | 467,341,414 | | 194.62 | 4640.37 | 2.32 | 219.88 | 5096.88 | 2.55 | 388.62 | 9299.18 | 4.65 |
| 12/1/2025 | 3,896,024 | 24.00 | 2,706 | 4,190,368 | 24.00 | 2,910 | 7,459,944 | 24.00 | 5,181 | 15,546,335 | 226.60 | 6.12 | 146.88 | 0.073 | 6.58 | 157.97 | 0.079 | 11.72 | 281.23 | 0.141 |
| 12/2/2025 | 3,973,901 | 24.00 | 2,760 | 4,266,022 | 24.00 | 2,963 | 7,563,097 | 24.00 | 5,252 | 15,803,020 | 268.60 | 7.40 | 177.58 | 0.089 | 7.94 | 190.63 | 0.095 | 14.08 | 337.97 | 0.169 |
| 12/3/2025 | 3,776,824 | 24.00 | 2,623 | 4,367,548 | 24.00 | 3,033 | 7,495,196 | 24.00 | 5,205 | 15,639,567 | 223.00 | 5.84 | 140.12 | 0.070 | 6.75 | 162.04 | 0.081 | 11.59 | 278.07 | 0.139 |
| 12/4/2025 | 3,832,575 | 24.00 | 2,662 | 4,620,980 | 24.00 | 3,209 | 7,728,779 | 24.00 | 5,367 | 16,182,335 | 248.00 | 6.59 | 158.13 | 0.079 | 7.98 | 190.66 | 0.095 | 13.29 | 318.89 | 0.159 |
| 12/5/2025 | 3,832,120 | 24.00 | 2,661 | 4,589,740 | 24.00 | 3,187 | 7,658,661 | 24.00 | 5,319 | 16,080,520 | 238.10 | 6.32 | 151.80 | 0.076 | 7.58 | 181.81 | 0.091 | 12.64 | 303.38 | 0.152 |
| 12/6/2025 | 3,662,201 | 24.00 | 2,543 | 4,390,364 | 24.00 | 3,049 | 7,340,587 | 24.00 | 5,098 | 15,393,152 | 206.60 | 5.24 | 125.88 | 0.063 | 6.29 | 150.90 | 0.075 | 10.51 | 252.31 | 0.126 |
| 12/7/2025 | 3,680,011 | 24.00 | 2,556 | 4,390,298 | 24.00 | 3,049 | 7,332,859 | 24.00 | 5,092 | 15,403,167 | 260.60 | 6.65 | 159.55 | 0.080 | 7.93 | 190.34 | 0.095 | 13.25 | 317.92 | 0.159 |
| 12/8/2025 | 3,639,841 | 24.00 | 2,528 | 4,351,904 | 24.00 | 3,022 | 7,293,126 | 24.00 | 5,065 | 15,284,871 | 219.50 | 5.54 | 132.92 | 0.066 | 6.82 | 158.92 | 0.079 | 11.10 | 266.53 | 0.133 |
| 12/9/2025 | 3,679,708 | 24.00 | 2,555 | 4,384,295 | 24.00 | 3,045 | 7,349,899 | 24.00 | 5,104 | 15,413,902 | 220.10 | 5.61 | 134.74 | 0.067 | 6.69 | 160.54 | 0.080 | 11.21 | 269.14 | 0.135 |

Table 10

| | Landfill Gas | | | | | | | | | | Lab Analysis, Total Sulfur, as H2S | Flare No. 1 SOx Emissions | | | Flare No. 2 SOx Emissions | | | Flare No. 3 SOx Emissions | | |
|---|---|---|---|---|---|---|---|---|---|---|---|---|---|---|---|---|---|---|---|---|
| | Flare 1/1995 | | | Flare 2/2009 | | | Flare 3/2023 | | | Total Flow | Flare Inlet | Total lbs/hr of SOx | Total lbs of SOx | Total tons of SOx | Total lbs/hr of SOx | Total lbs of SOx | Total tons of SOx | Total lbs/hr of SOx | Total lbs of SOx | Total tons of SOx |
| 2025 | (scf) | (hr) | (scfm) | (scf) | (hr) | (scfm) | (scf) | (hr) | (scfm) | (scf) | (ppmv) | (lbs/hr) | (lbs) | (tons) | (lbs/hr) | (lbs) | (tons) | (lbs/hr) | (lbs) | (tons) |
| 12/10/2025 | 3,534,037 | 22.20 | 2,653 | 4,205,016 | 22.20 | 3,157 | 7,555,130 | 24.00 | 5,247 | 15,294,183 | 213.00 | 5.64 | 125.23 | 0.063 | 6.71 | 149.01 | 0.075 | 11.16 | 267.73 | 0.134 |
| 12/11/2025 | 3,934,373 | 24.00 | 2,732 | 4,641,343 | 24.00 | 3,223 | 7,737,036 | 24.00 | 5,373 | 16,312,752 | 193.50 | 5.26 | 126.66 | 0.063 | 0.00 | 149.42 | 0.075 | 10.38 | 249.07 | 0.125 |
| 12/12/2025 | 4,013,171 | 24.00 | 2,787 | 4,646,581 | 24.00 | 3,227 | 7,492,811 | 24.00 | 5,203 | 16,152,563 | 206.40 | 5.74 | 137.81 | 0.069 | 0.00 | 159.56 | 0.080 | 10.72 | 257.29 | 0.129 |
| 12/13/2025 | 3,706,186 | 22.97 | 2,701 | 4,287,551 | 21.80 | 3,278 | 6,829,665 | 23.03 | 4,942 | 14,823,405 | 200.50 | 5.41 | 123.63 | 0.062 | 6.56 | 149.82 | 0.075 | 9.89 | 227.62 | 0.114 |
| 12/14/2025 | 1,357,711 | 6.50 | 2,662 | 1,677,834 | 8.50 | 3,290 | 6,478,883 | 20.82 | 5,187 | 9,514,427 | 501.40 | 13.32 | 113.26 | 0.057 | 16.47 | 139.96 | 0.070 | 25.96 | 540.45 | 0.270 |
| 12/15/2025 | 2,251,975 | 13.25 | 2,833 | 2,630,407 | 13.25 | 3,309 | 7,412,829 | 24.00 | 5,148 | 12,295,211 | 194.30 | 5.49 | 72.80 | 0.036 | 6.42 | 85.03 | 0.043 | 9.98 | 239.62 | 0.120 |
| 12/16/2025 | 4,122,465 | 24.00 | 2,863 | 4,279,087 | 21.65 | 3,294 | 7,221,645 | 24.00 | 5,015 | 15,623,196 | 192.50 | 5.58 | 132.03 | 0.066 | 6.33 | 137.04 | 0.069 | 9.64 | 231.28 | 0.116 |
| 12/17/2025 | 4,167,830 | 24.00 | 2,894 | 4,901,864 | 23.98 | 3,406 | 7,377,375 | 24.00 | 5,125 | 16,449,069 | 212.50 | 6.14 | 147.35 | 0.074 | 7.23 | 173.30 | 0.087 | 10.87 | 260.89 | 0.130 |
| 12/18/2025 | 4,176,444 | 24.00 | 2,900 | 4,908,895 | 24.00 | 3,409 | 7,364,888 | 23.98 | 5,118 | 16,450,226 | 216.90 | 6.28 | 150.71 | 0.075 | 7.38 | 177.14 | 0.089 | 11.08 | 265.77 | 0.133 |
| 12/19/2025 | 4,089,510 | 23.27 | 2,929 | 3,922,222 | 19.47 | 3,358 | 7,219,554 | 23.55 | 5,109 | 15,231,286 | 173.50 | 5.07 | 118.04 | 0.059 | 5.82 | 113.27 | 0.057 | 8.85 | 208.39 | 0.104 |
| 12/20/2025 | 3,868,589 | 24.00 | 2,687 | 4,520,603 | 24.00 | 3,139 | 7,084,649 | 24.00 | 4,906 | 15,453,841 | 226.90 | 6.08 | 146.04 | 0.073 | 7.31 | 170.65 | 0.085 | 11.11 | 266.66 | 0.133 |
| 12/21/2025 | 3,890,297 | 24.00 | 2,702 | 4,543,983 | 24.00 | 3,156 | 7,092,935 | 24.00 | 4,926 | 15,527,214 | 305.80 | 8.25 | 197.92 | 0.099 | 9.62 | 231.18 | 0.116 | 15.04 | 360.86 | 0.180 |
| 12/22/2025 | 3,959,438 | 24.00 | 2,750 | 4,600,486 | 24.00 | 3,195 | 7,196,164 | 24.00 | 4,997 | 15,756,087 | 243.60 | 6.69 | 160.47 | 0.080 | 7.77 | 186.45 | 0.093 | 12.15 | 291.64 | 0.146 |
| 12/23/2025 | 3,895,442 | 24.00 | 2,705 | 4,540,253 | 24.00 | 3,153 | 7,156,727 | 24.00 | 4,970 | 15,592,421 | 225.80 | 6.10 | 146.34 | 0.073 | 7.11 | 170.58 | 0.085 | 11.20 | 268.85 | 0.134 |
| 12/24/2025 | 3,739,979 | 24.00 | 2,597 | 4,373,359 | 24.00 | 3,037 | 6,912,220 | 24.00 | 4,800 | 15,025,558 | 249.50 | 6.47 | 155.24 | 0.078 | 7.56 | 181.53 | 0.091 | 11.95 | 286.92 | 0.143 |
| 12/25/2025 | 3,654,197 | 24.00 | 2,538 | 4,257,229 | 24.00 | 2,956 | 6,748,770 | 24.00 | 4,687 | 14,660,195 | 223.40 | 5.66 | 135.82 | 0.068 | 6.59 | 158.23 | 0.079 | 10.45 | 250.83 | 0.125 |
| 12/26/2025 | 3,668,849 | 24.00 | 2,548 | 4,282,537 | 24.00 | 2,974 | 6,761,602 | 24.00 | 4,696 | 14,712,988 | 227.70 | 5.79 | 138.96 | 0.069 | 6.76 | 162.23 | 0.081 | 10.67 | 256.14 | 0.128 |
| 12/27/2025 | 4,057,114 | 23.90 | 2,829 | 3,259,840 | 17.88 | 3,038 | 7,104,231 | 24.00 | 4,933 | 14,421,185 | 215.40 | 6.08 | 145.39 | 0.073 | 6.53 | 116.82 | 0.058 | 10.61 | 254.59 | 0.127 |
| 12/28/2025 | -4,931,113 | 24.00 | 3,424 | 0 | 0.00 | 0 | 7,774,151 | 24.00 | 5,399 | 12,705,264 | 212.20 | 7.25 | 174.09 | 0.087 | 0.00 | 0.00 | 0.000 | 11.44 | 274.45 | 0.137 |
| 12/29/2025 | 4,070,216 | 24.00 | 2,827 | 2,649,978 | 14.28 | 3,091 | 7,096,712 | 24.00 | 4,928 | 13,815,937 | 226.30 | 6.44 | 154.60 | 0.077 | 7.04 | 100.61 | 0.050 | 11.23 | 269.55 | 0.135 |
| 12/30/2025 | 3,615,330 | 24.00 | 2,511 | 4,444,661 | 24.00 | 3,087 | 6,865,394 | 24.00 | 4,629 | 14,725,385 | 192.70 | 4.83 | 115.91 | 0.058 | 5.94 | 142.49 | 0.071 | 8.90 | 213.69 | 0.107 |
| 12/31/2025 | 3,594,982 | 24.00 | 2,497 | 4,449,839 | 24.00 | 3,090 | 6,662,598 | 24.00 | 4,627 | 14,707,419 | 125.20 | 3.12 | 74.88 | 0.037 | 3.86 | 92.55 | 0.046 | 5.78 | 138.78 | 0.069 |
| **December Average** | | | | | | | | | | | | **6.19** | **139.38** | **0.070** | **6.55** | **151.10** | **0.076** | **11.56** | **274.40** | **0.137** |
| **December Total** | **116,272,449** | **713.98** | **2,714** | **125,574,080** | **667.02** | **3,138** | **224,150,112** | **739.38** | **5,053** | **465,996,640** | | **191.96** | **4320.76** | **2.16** | **203.14** | **4683.94** | **2.34** | **358.45** | **8506.54** | **4.25** |
| **Qtr Total** | **344,318,621** | **2,160.80** | **2,656** | **385,977,989** | **2,100.45** | **3,063** | **690,751,157** | **2,198.18** | **5,237** | **1,421,047,766** | | **632** | **14,772** | **7** | **713** | **16,691** | **8** | **1,255** | **29,931** | **15** |
| | | | | | | | | | | | | | | | | | | | | |
| **Annual Total** | **1,512,879,547** | **8,536.75** | | **1,622,941,292** | **8,312.58** | | **2,690,072,802** | **8,587.38** | | | | **4,786** | **111,716** | **55.86** | **5,214** | **120,051** | **60.03** | **8,206** | **193,196** | **96.60** |

Flare No. 1, Daily Average 150 ppmv; SOx as SO2 2.5 lb/hr
Flare No. 2, Daily Average 150 ppmv; SOx as SO2 2.5 lb/hr
Flare No. 3, SOx 85 ppmv inlet averaged daily; SOx 60 ppmv inlet averaged monthly; Sulfur as H2S 150 ppmv inlet averaged daily; SOx 124.08 lbs/day; SOx 2,715.60 lbs/month

Table 10

# EXHIBIT 1

## Rule 1150.1 Site Monitoring Map

**Exhibit I**

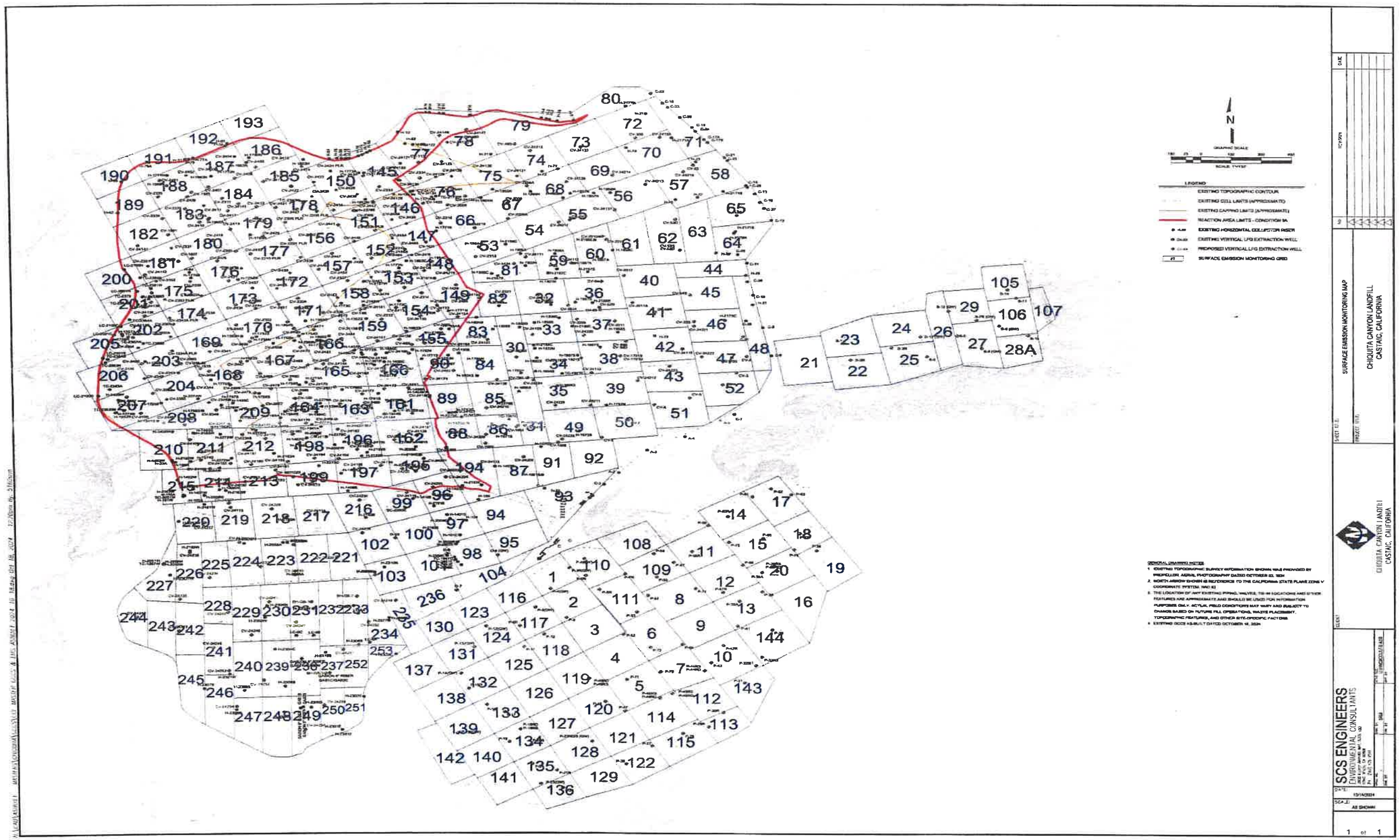
N
LEGEND
EXISTING TOPOGRAPHIC CONTOUR
EXISTING CELL LIMITS (APPROXIMATE)
EXISTING CAPPING LIMITS (APPROXIMATE)
REACTION AREA LIMITS - CONDITION 9A
EXISTING HORIZONTAL COLLECTOR RISER
EXISTING VERTICAL LFG EXTRACTION WELL
PROPOSED VERTICAL LFG EXTRACTION WELL
SURFACE EMISSION MONITORING GRID
GENERAL DRAWING NOTES
1. EXISTING TOPOGRAPHIC SURVEY INFORMATION SHOWN WAS PROVIDED BY PROPHOTO, AERIAL PHOTOGRAPHY DATED OCTOBER 03, 2024
2. NORTH ARROW SHOWN IS REFERENCE TO THE CALIFORNIA STATE PLANE ZONE V COORDINATE SYSTEM, NAD 83
3. THE LOCATION OF ANY EXISTING PIPING, VALVES, TIE-IN LOCATIONS AND OTHER FEATURES ARE APPROXIMATE AND SHOULD BE USED FOR INFORMATION PURPOSES ONLY. ACTUAL FIELD CONDITIONS MAY VARY AND SUBJECT TO CHANGES BASED ON FUTURE FILL OPERATIONS, WASTE PLACEMENT, TOPOGRAPHIC FEATURES, AND OTHER SITE-SPECIFIC FACTORS.
4. EXISTING DEM IS AS-BUILT DATED OCTOBER 14, 2024
SURFACE EMISSION MONITORING MAP
CHIQUITA CANYON LANDFILL
CASTAIC, CALIFORNIA
SCS ENGINEERS
ENVIRONMENTAL CONSULTANTS
AS SHOWN
1 of 1

# EXHIBIT II

## Instantaneous Grids Over 500 ppm Map

**Exhibit II**

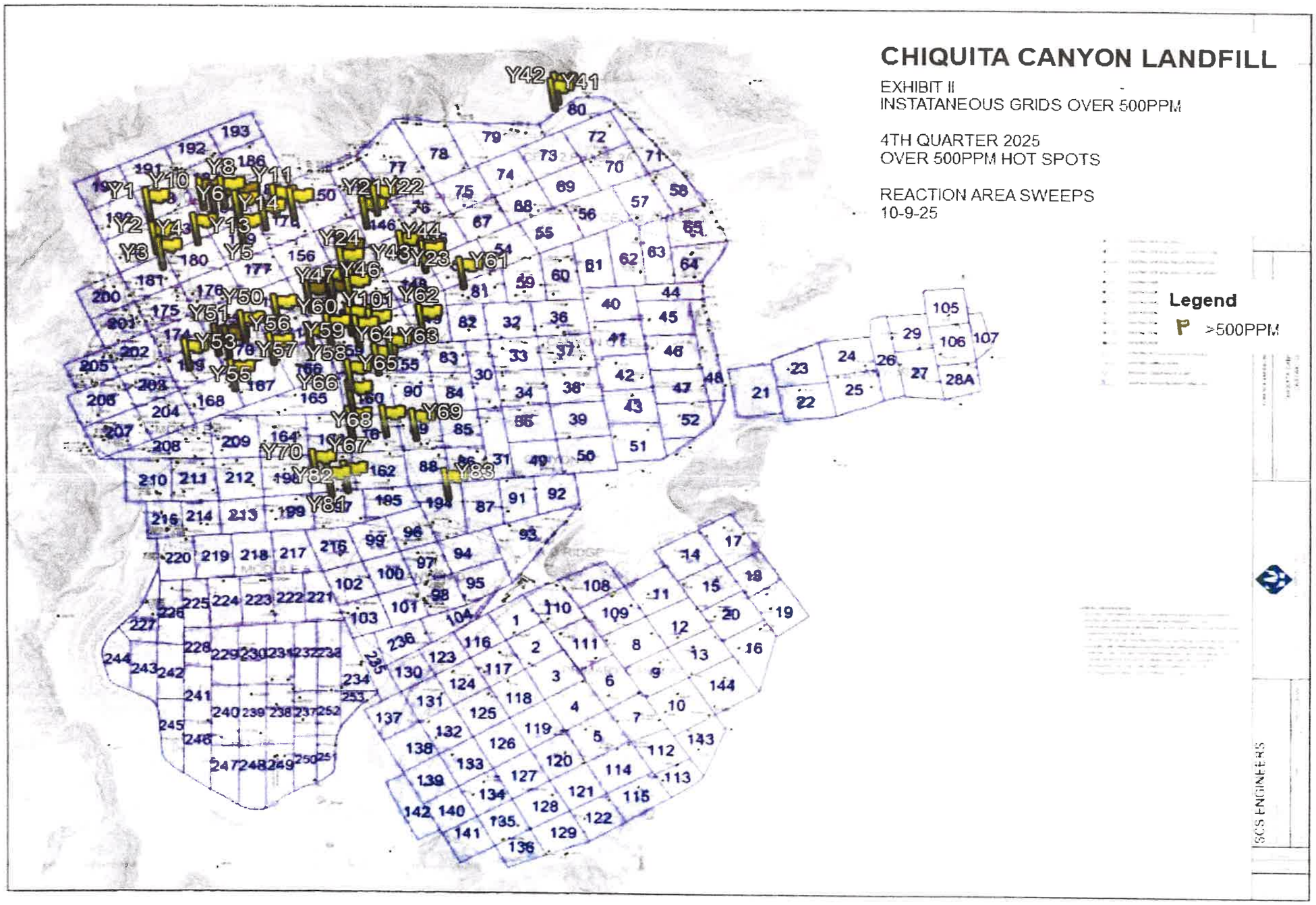
CHIQUITA CANYON LANDFILL
EXHIBIT II
INSTATANEOUS GRIDS OVER 500PPM
4TH QUARTER 2025
OVER 500PPM HOT SPOTS
REACTION AREA SWEEPS
10-9-25
Legend
>500PPM
SCS ENGINEERS

**Exhibit II**

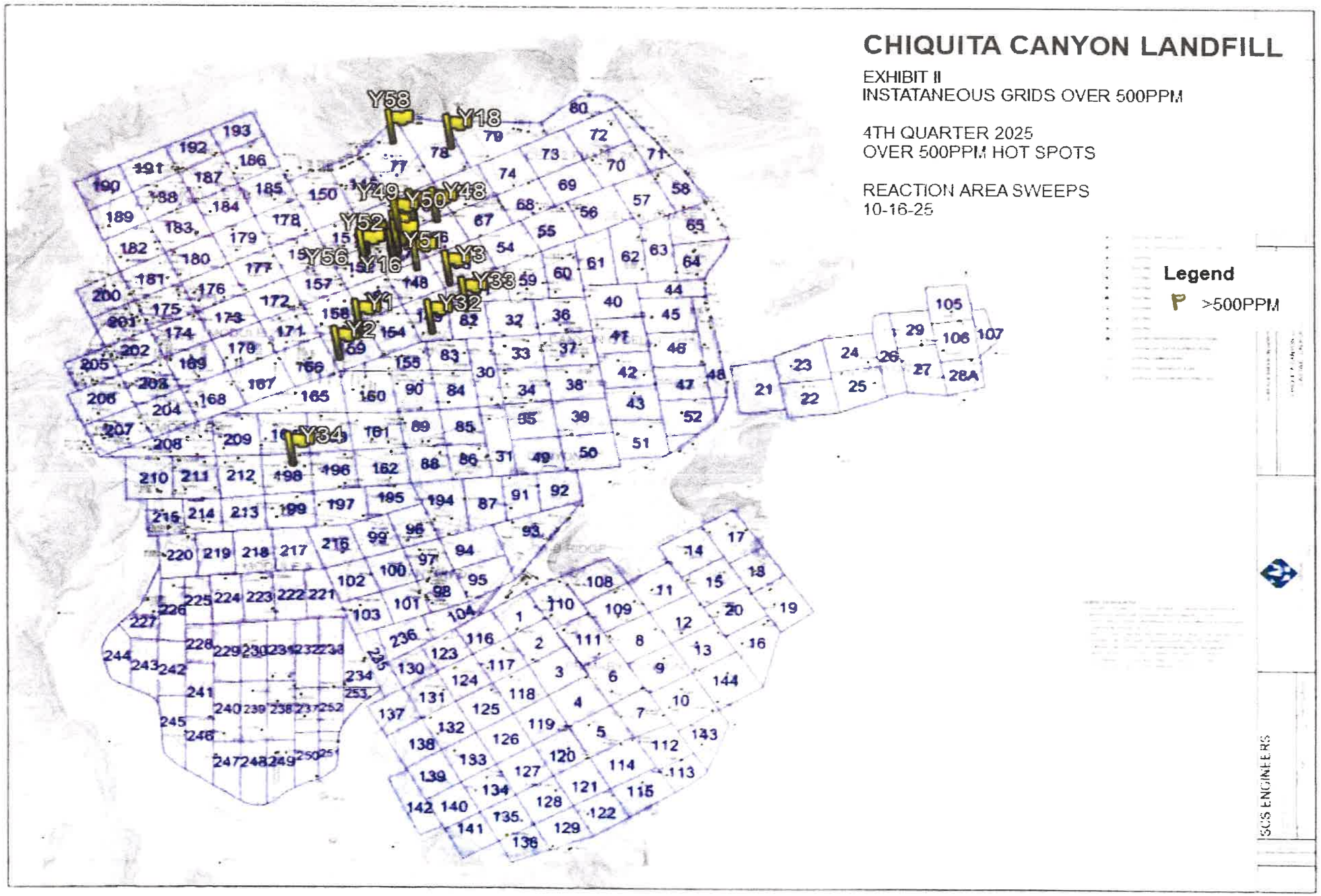
CHIQUITA CANYON LANDFILL
EXHIBIT II
INSTATANEOUS GRIDS OVER 500PPM
4TH QUARTER 2025
OVER 500PPM HOT SPOTS
REACTION AREA SWEEPS
10-16-25
Legend
>500PPM
Y58
Y18
Y49
Y50
Y48
Y52
Y51
Y56
Y16
Y3
Y33
Y1
Y32
Y2
Y34
SCS ENGINEERS

**Exhibit II**

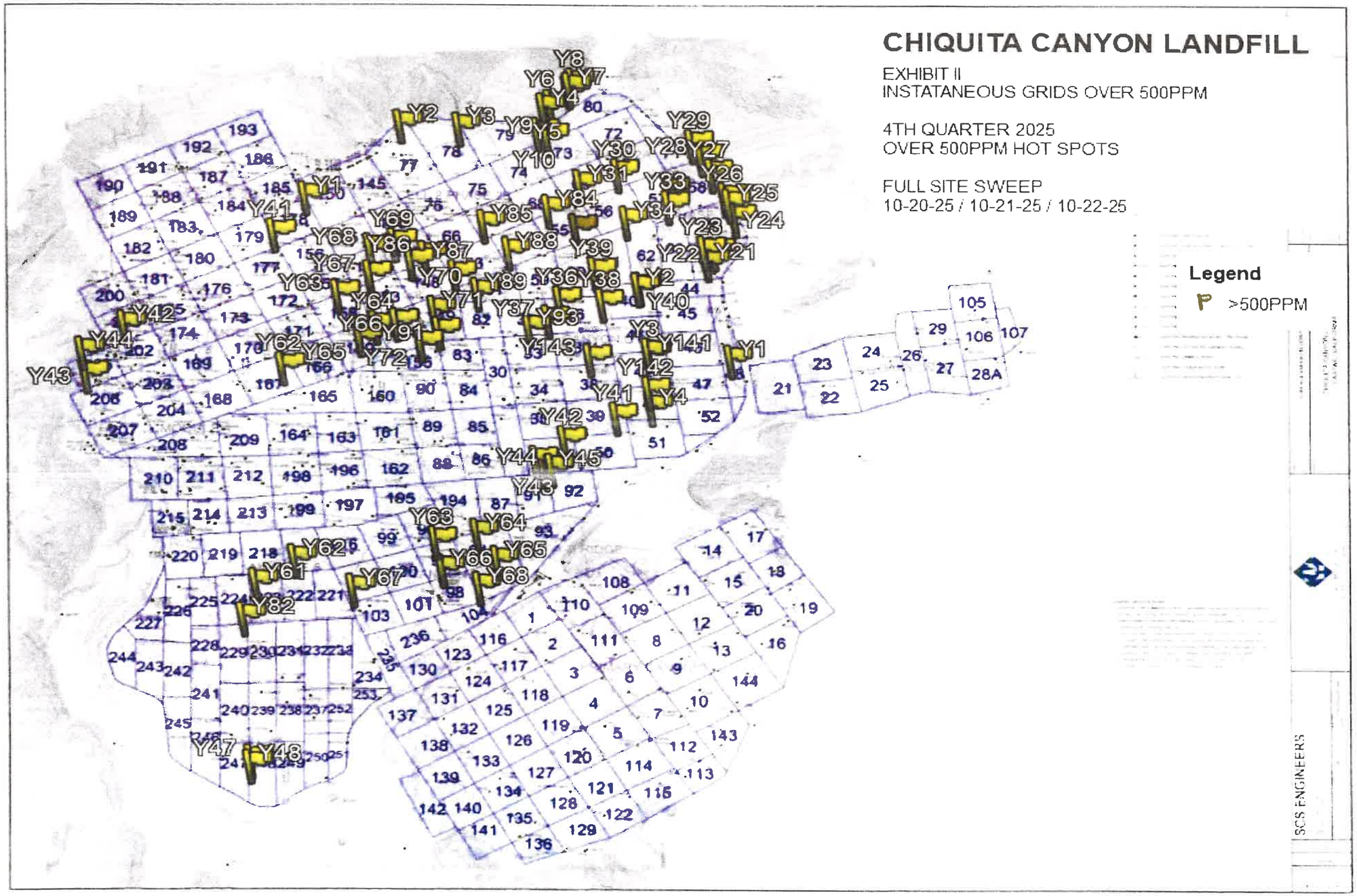
CHIQUITA CANYON LANDFILL
EXHIBIT II
INSTATANEOUS GRIDS OVER 500PPM
4TH QUARTER 2025
OVER 500PPM HOT SPOTS
FULL SITE SWEEP
10-20-25 / 10-21-25 / 10-22-25
Legend
>500PPM
SCS ENGINEERS

**Exhibit II**

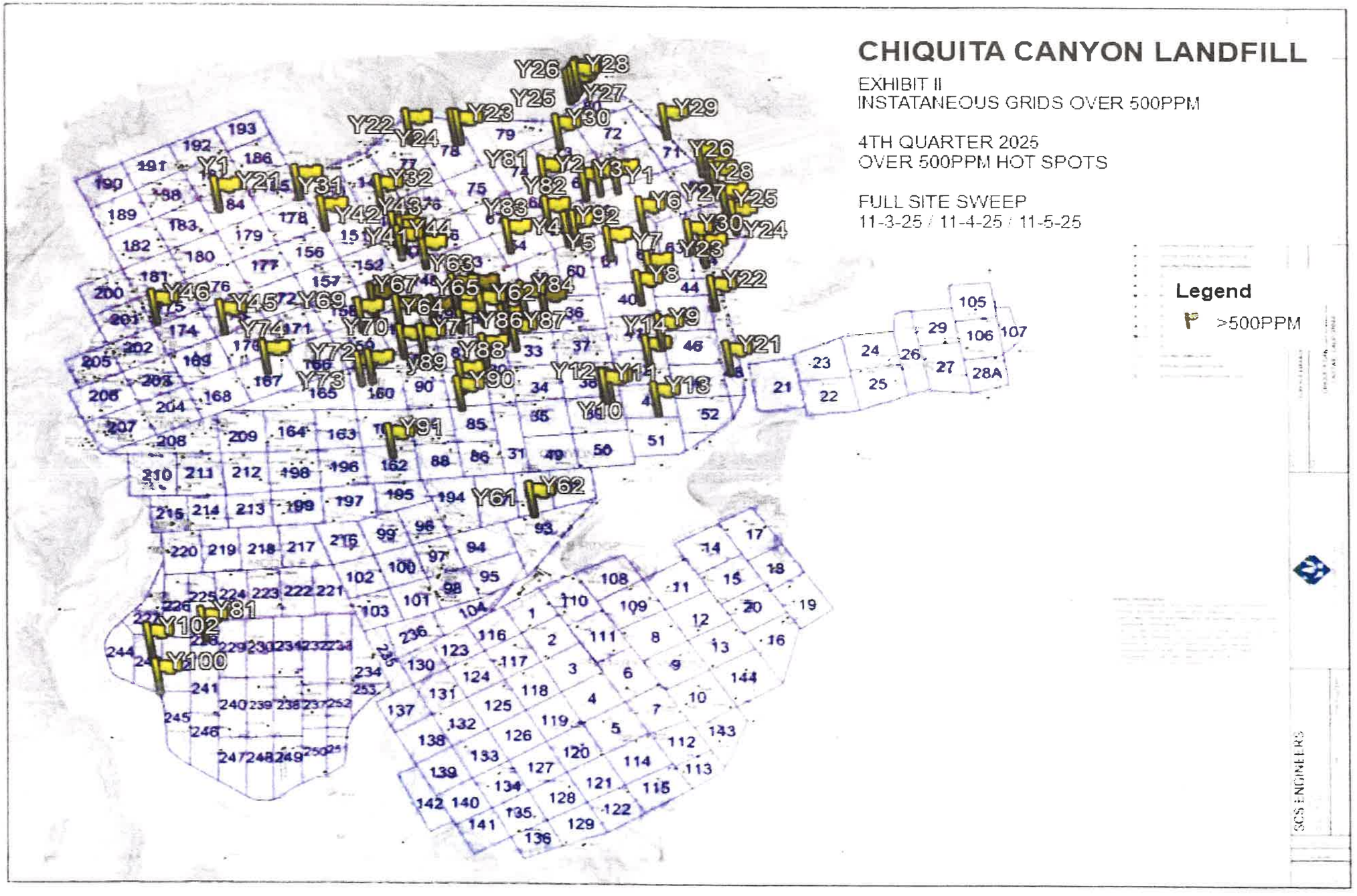
CHIQUITA CANYON LANDFILL
EXHIBIT II
INSTATANEOUS GRIDS OVER 500PPM
4TH QUARTER 2025
OVER 500PPM HOT SPOTS
FULL SITE SWEEP
11-3-25 / 11-4-25 / 11-5-25
Legend
>500PPM
SCS ENGINEERS

**Exhibit II**

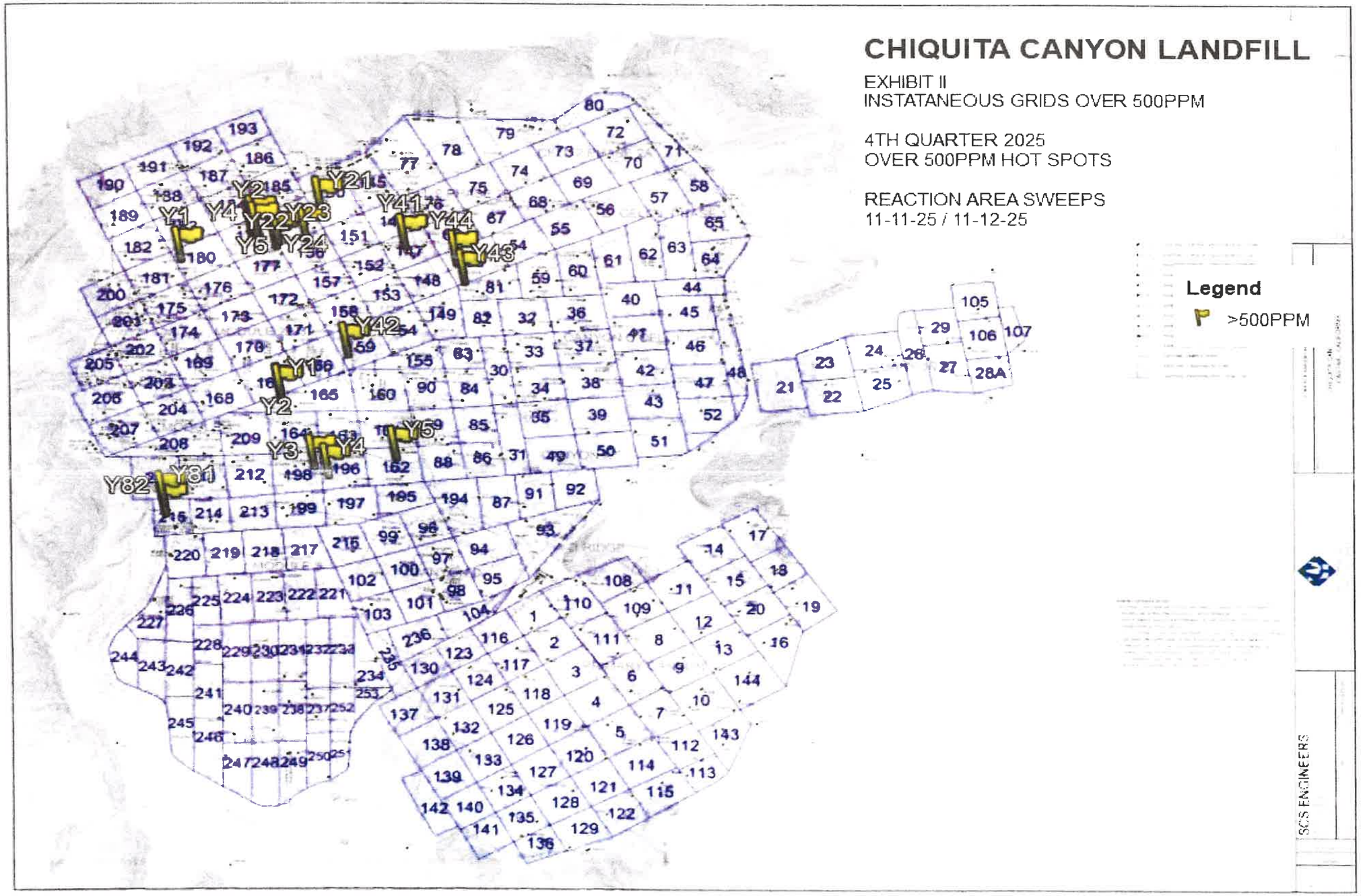
CHIQUITA CANYON LANDFILL
EXHIBIT II
INSTATANEOUS GRIDS OVER 500PPM
4TH QUARTER 2025
OVER 500PPM HOT SPOTS
REACTION AREA SWEEPS
11-11-25 / 11-12-25
Legend
>500PPM
SCS ENGINEERS

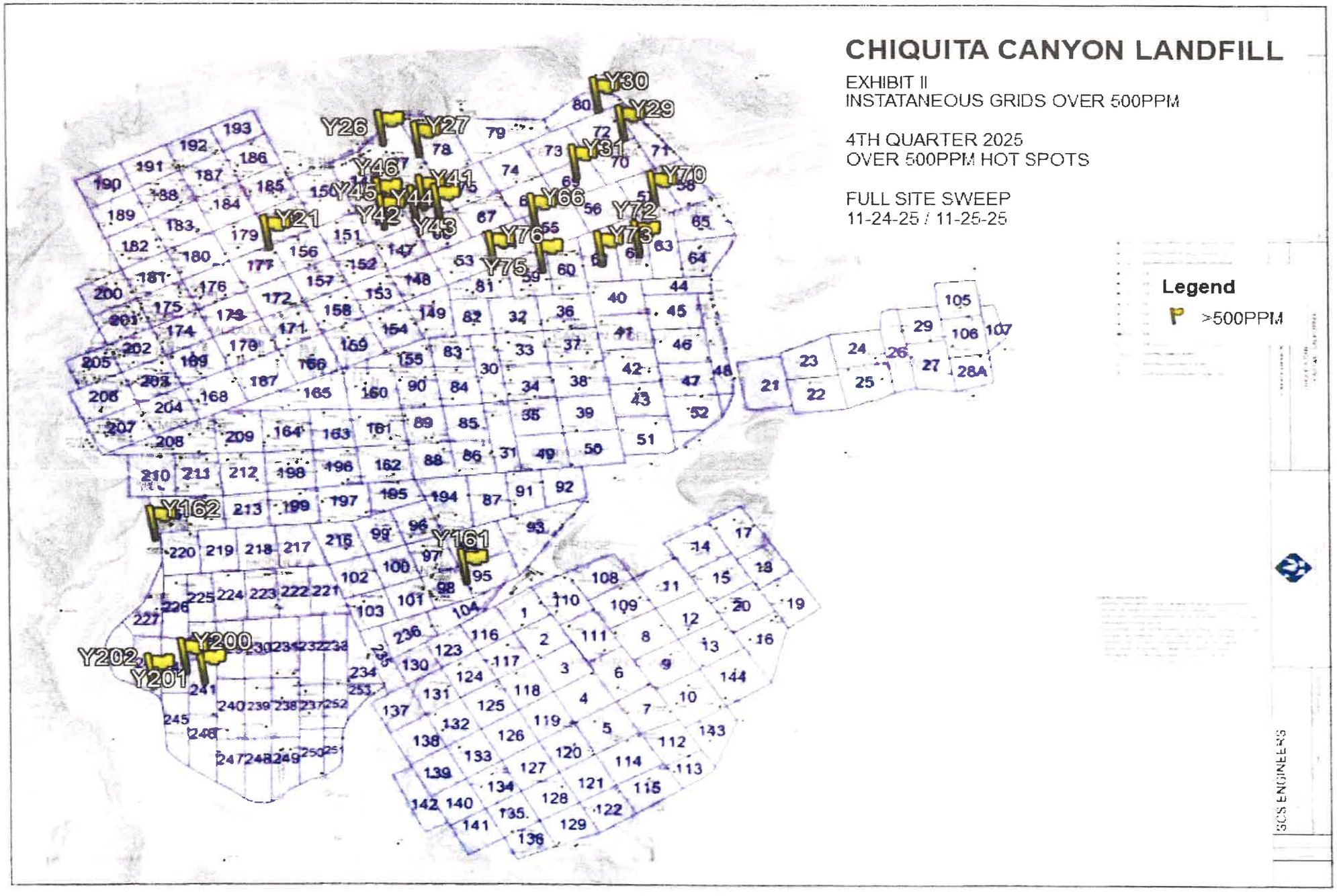
CHIQUITA CANYON LANDFILL
EXHIBIT II
INSTATANEOUS GRIDS OVER 500PPM
4TH QUARTER 2025
OVER 500PPM HOT SPOTS
FULL SITE SWEEP
11-24-25 / 11-25-25
Legend
>500PPM
Y30
Y29
Y26
Y27
Y31
Y70
Y46
Y41
Y45
Y44
Y66
Y72
Y42
Y43
Y21
Y76
Y73
Y75
Y162
Y161
Y200
Y202
Y201
SCS ENGINEERS

**Exhibit II**

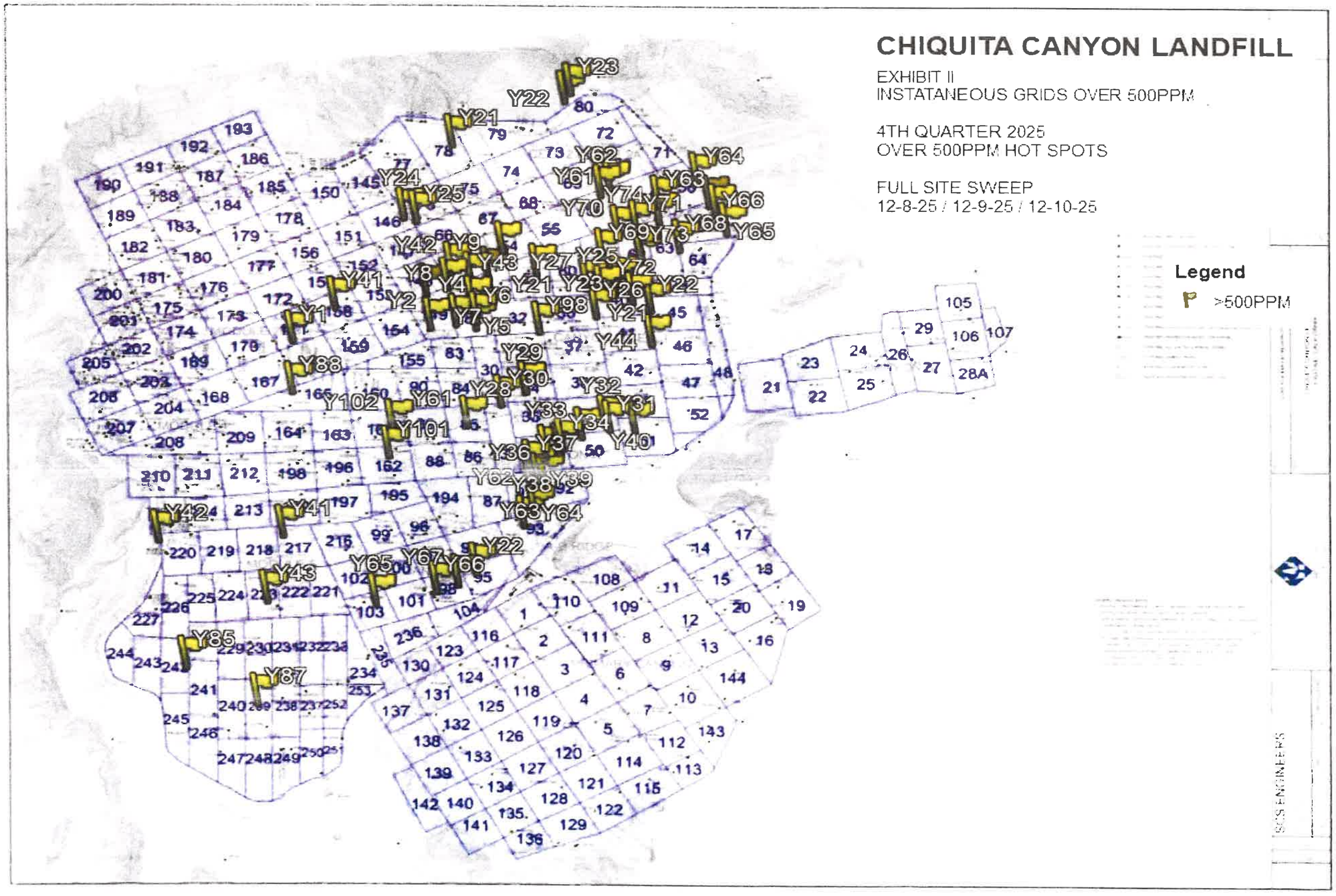
CHIQUITA CANYON LANDFILL
EXHIBIT II
INSTATANEOUS GRIDS OVER 500PPM
4TH QUARTER 2025
OVER 500PPM HOT SPOTS
FULL SITE SWEEP
12-8-25 / 12-9-25 / 12-10-25
Legend
>500PPM

**Exhibit II**

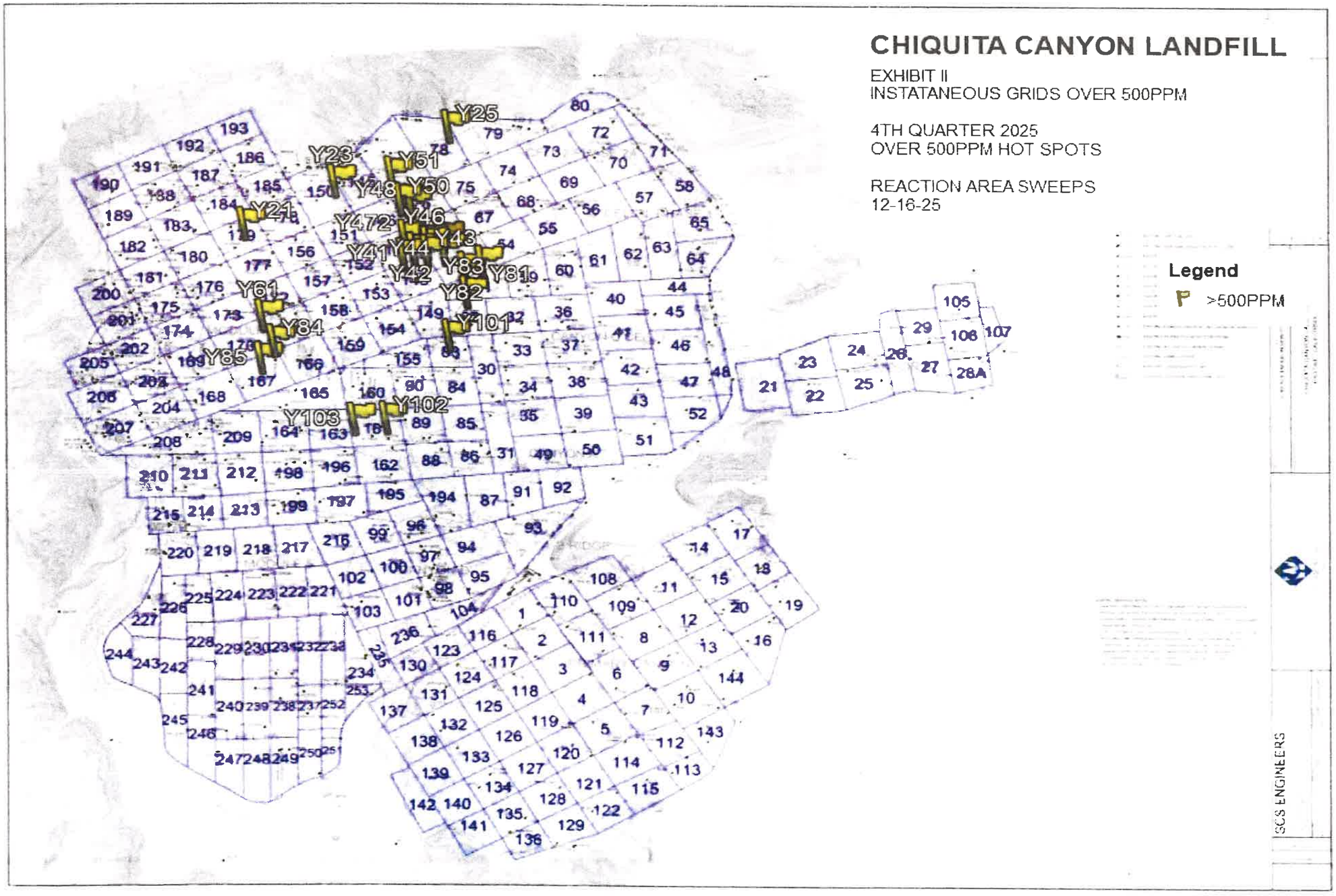
CHIQUITA CANYON LANDFILL
EXHIBIT II
INSTATANEOUS GRIDS OVER 500PPM
4TH QUARTER 2025
OVER 500PPM HOT SPOTS
REACTION AREA SWEEPS
12-16-25
Legend
>500PPM
SCS ENGINEERS

**Exhibit II**

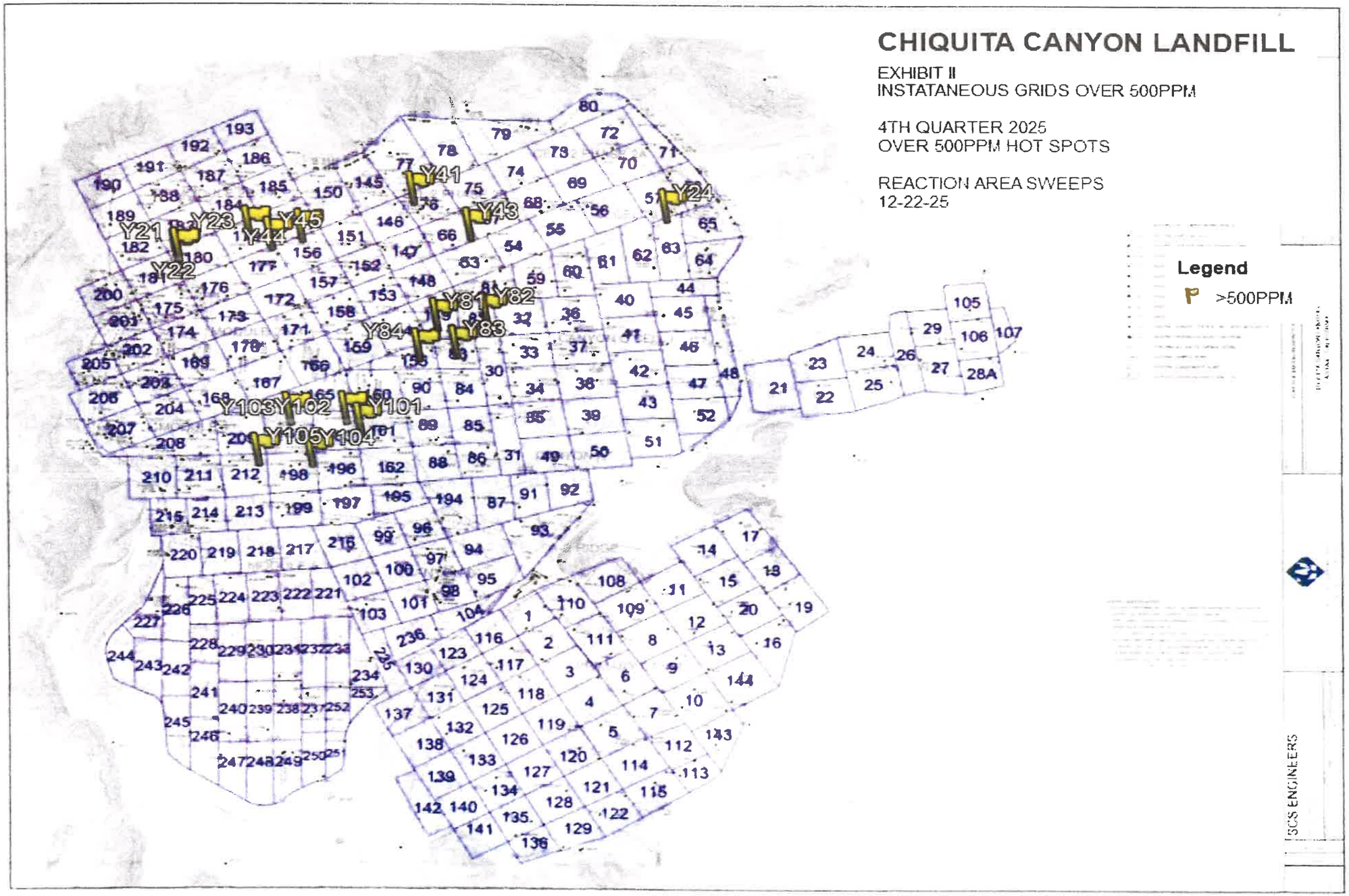
CHIQUITA CANYON LANDFILL
EXHIBIT II
INSTATANEOUS GRIDS OVER 500PPM
4TH QUARTER 2025
OVER 500PPM HOT SPOTS
REACTION AREA SWEEPS
12-22-25
Legend
>500PPM
SCS ENGINEERS

**EXHIBIT II**

**Instantaneous Grids 200-499 ppm Map**

**Exhibit II**

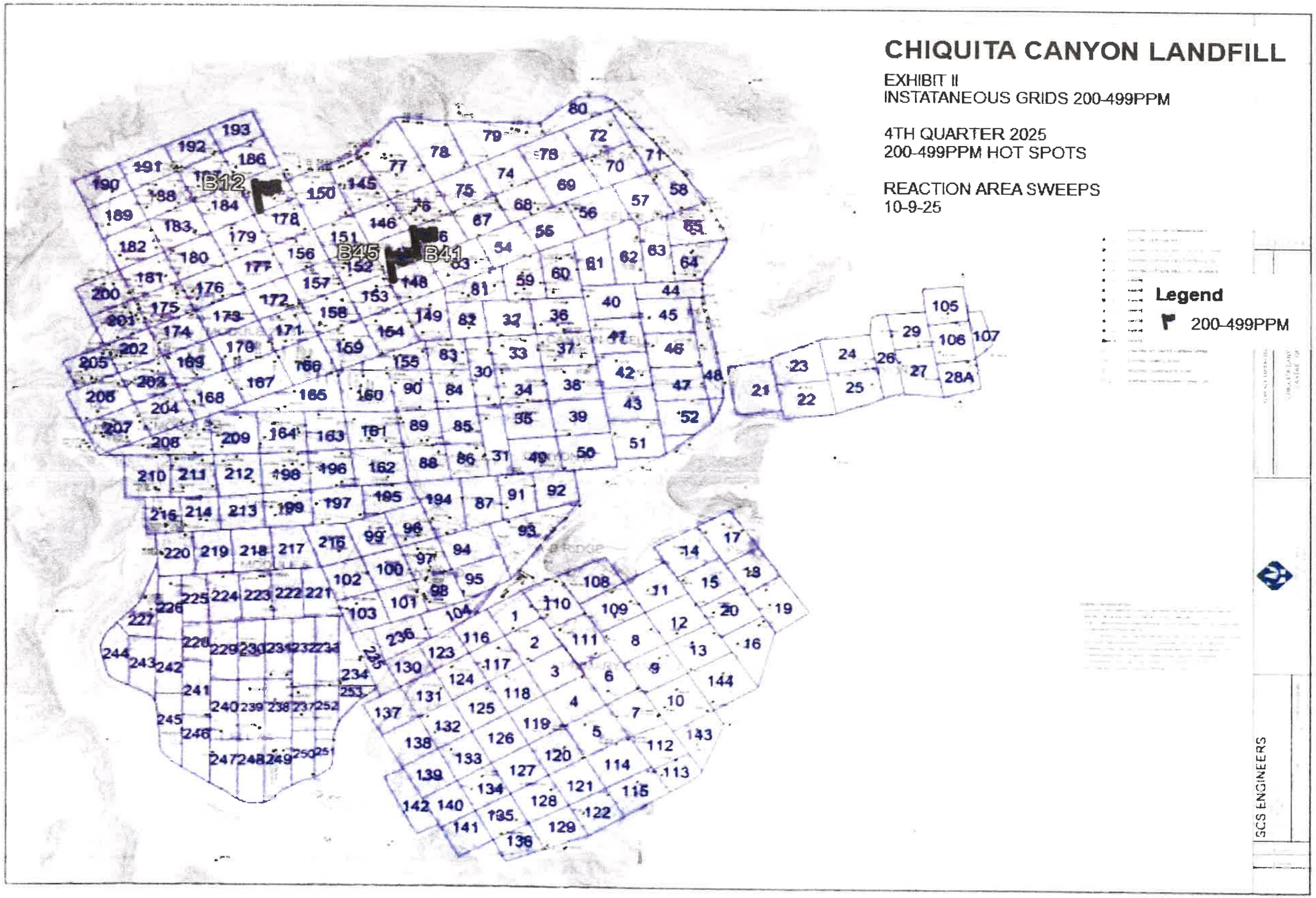
CHIQUITA CANYON LANDFILL
EXHIBIT II
INSTATANEOUS GRIDS 200-499PPM
4TH QUARTER 2025
200-499PPM HOT SPOTS
REACTION AREA SWEEPS
10-9-25
Legend
200-499PPM
B12
B45
B41
SCS ENGINEERS

**Exhibit II**

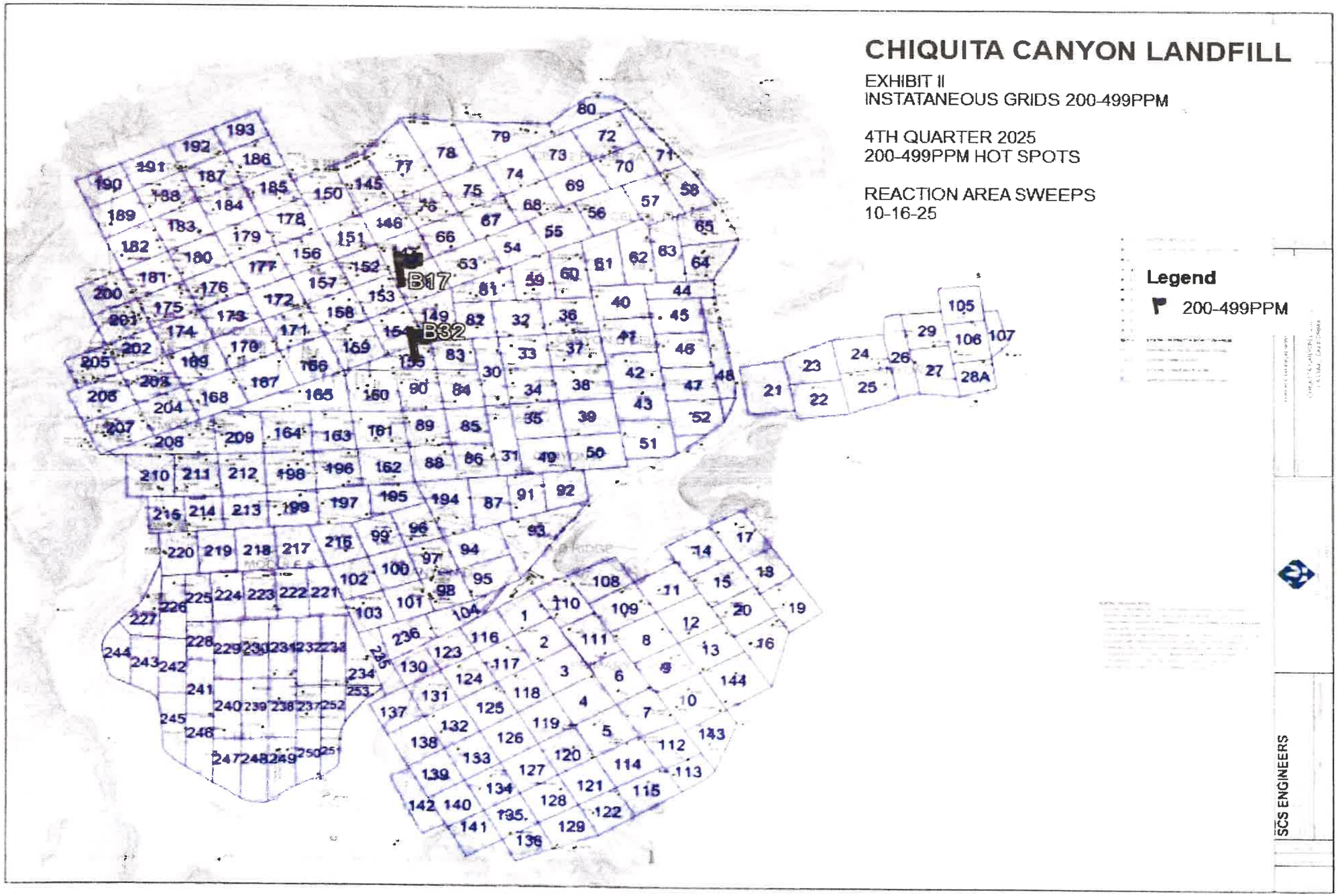
CHIQUITA CANYON LANDFILL
EXHIBIT II
INSTATANEOUS GRIDS 200-499PPM
4TH QUARTER 2025
200-499PPM HOT SPOTS
REACTION AREA SWEEPS
10-16-25
Legend
200-499PPM
B17
B32
SCS ENGINEERS

**Exhibit II**

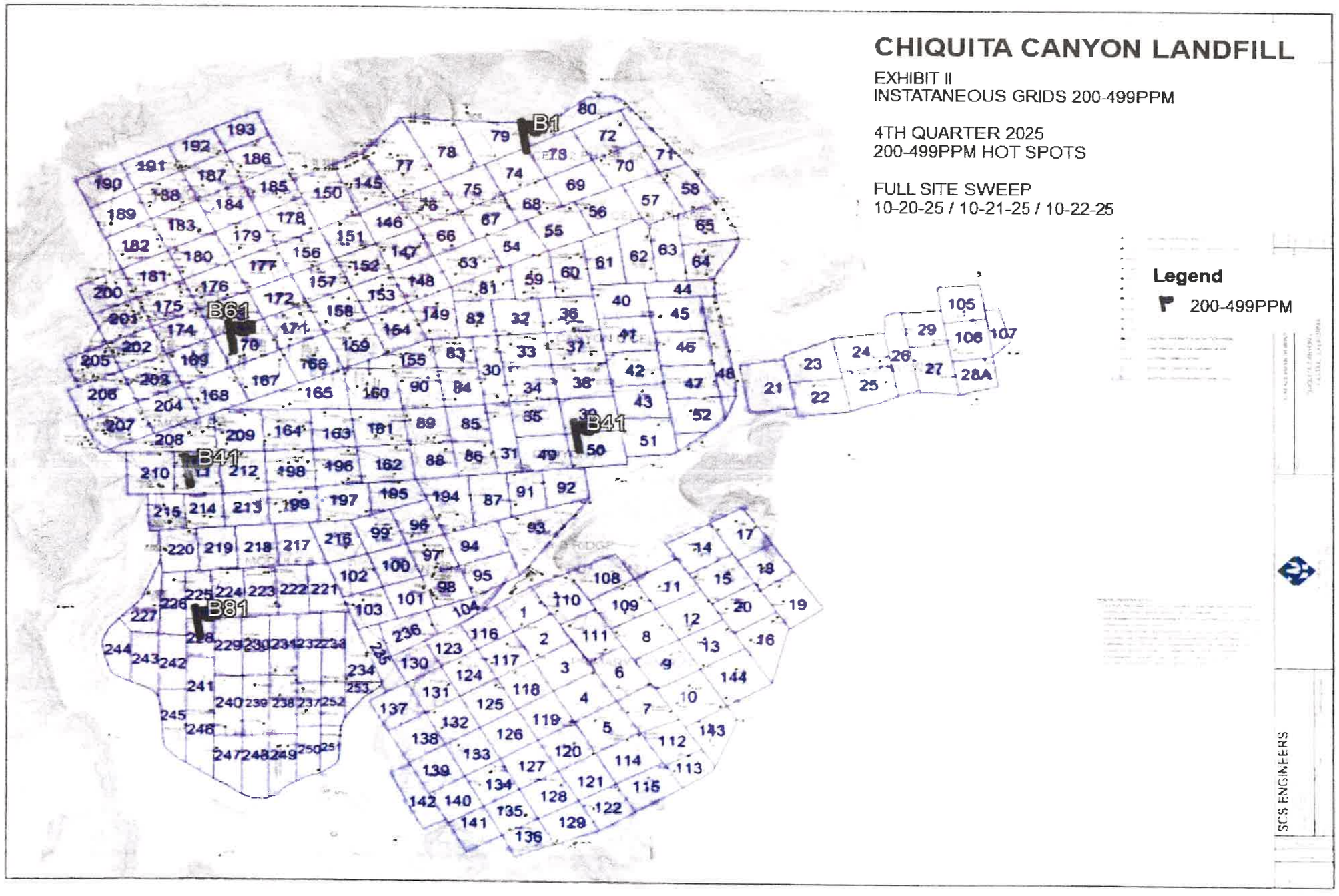
CHIQUITA CANYON LANDFILL
EXHIBIT II
INSTATANEOUS GRIDS 200-499PPM
4TH QUARTER 2025
200-499PPM HOT SPOTS
FULL SITE SWEEP
10-20-25 / 10-21-25 / 10-22-25
Legend
200-499PPM
B1
B61
B41
B41
B81
SCS ENGINEERS

**Exhibit II**

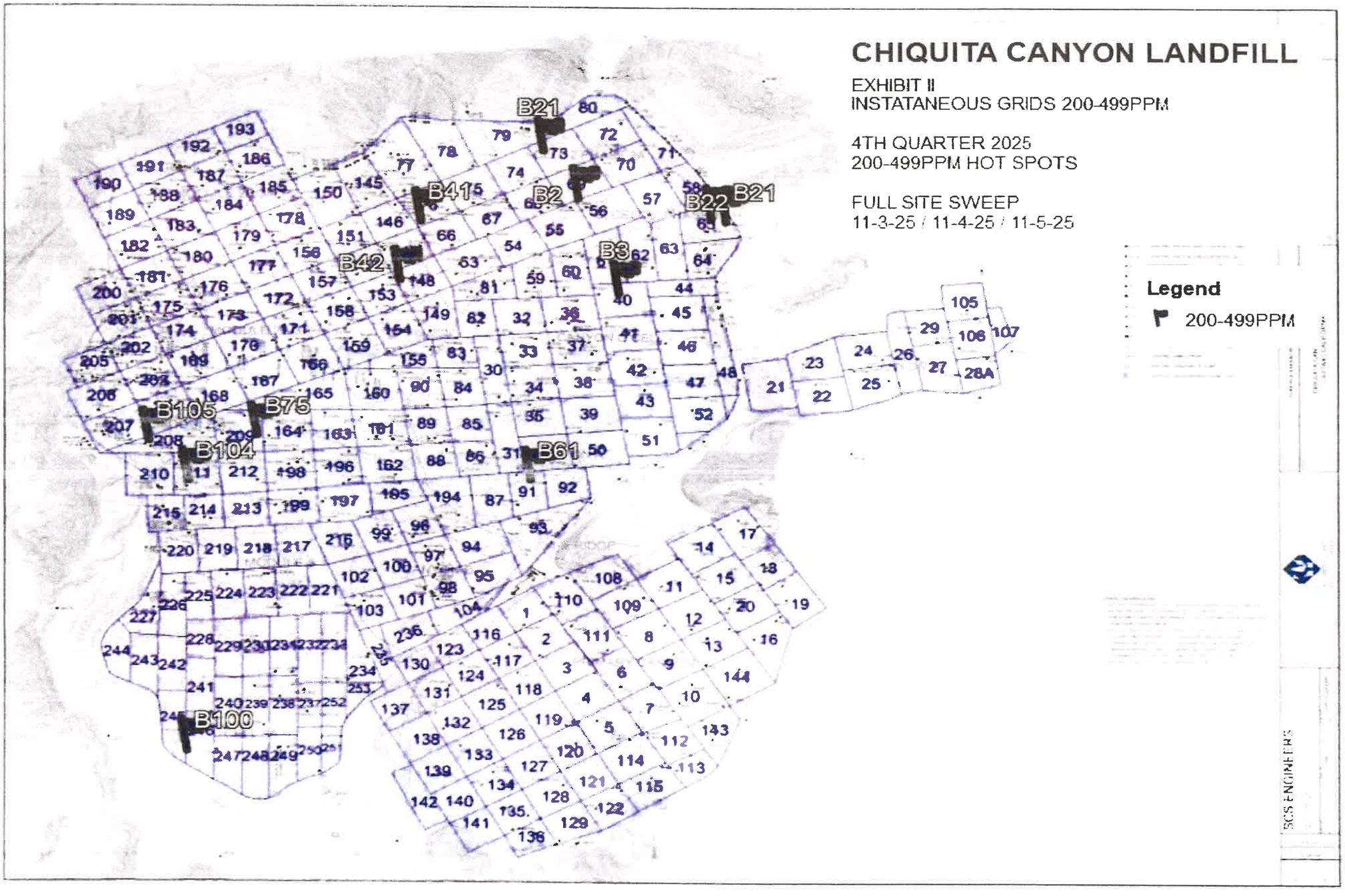
CHIQUITA CANYON LANDFILL
EXHIBIT II
INSTATANEOUS GRIDS 200-499PPM
4TH QUARTER 2025
200-499PPM HOT SPOTS
FULL SITE SWEEP
11-3-25 / 11-4-25 / 11-5-25
Legend
200-499PPM
B21
B415
B2
B22
B42
B3
B105
B75
B104
B61
B100
SCS ENGINEERS

**Exhibit II**

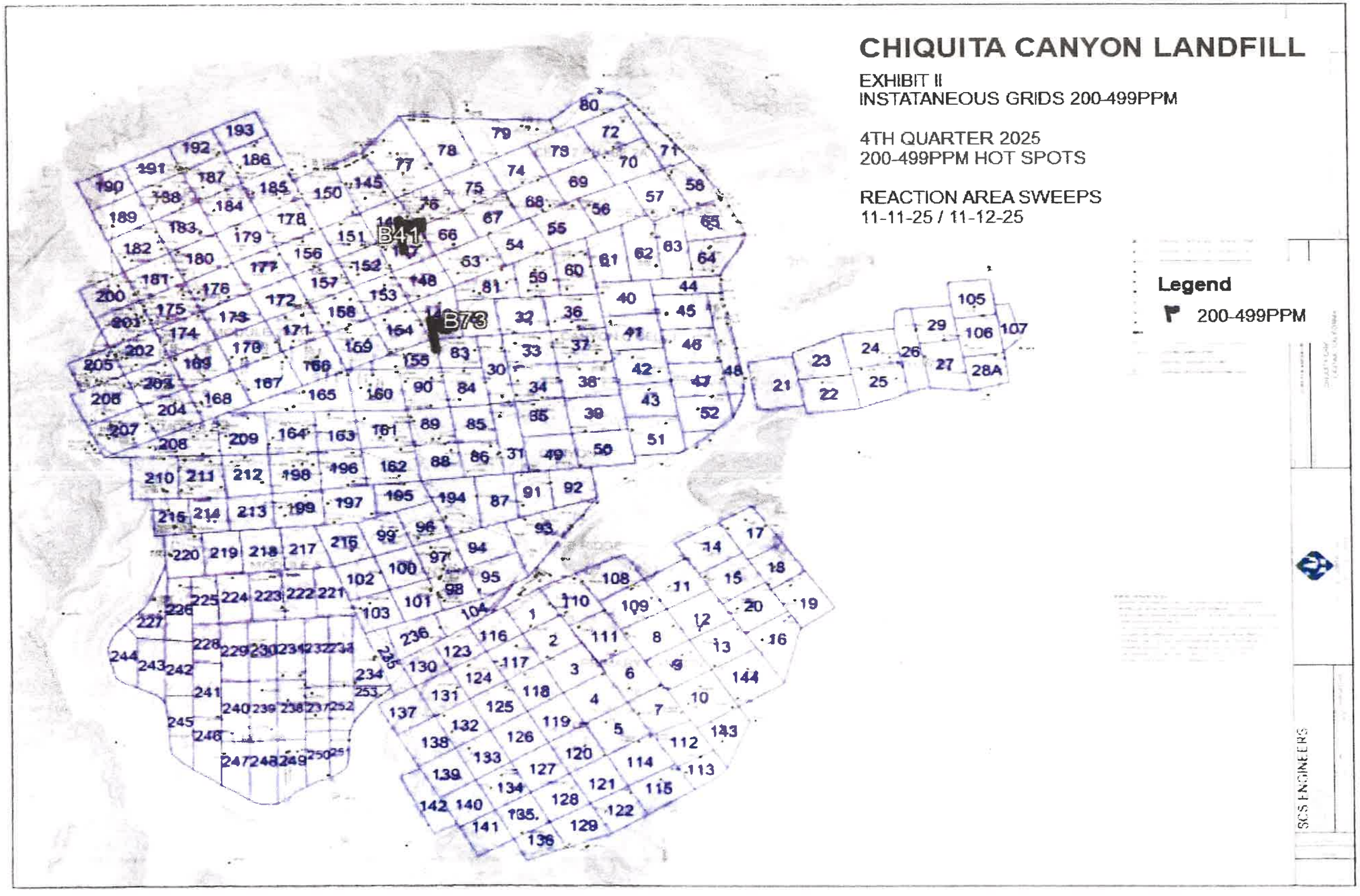
CHIQUITA CANYON LANDFILL
EXHIBIT II
INSTATANEOUS GRIDS 200-499PPM
4TH QUARTER 2025
200-499PPM HOT SPOTS
REACTION AREA SWEEPS
11-11-25 / 11-12-25
Legend
200-499PPM
B41
B73
SCS ENGINEERS

**Exhibit II**

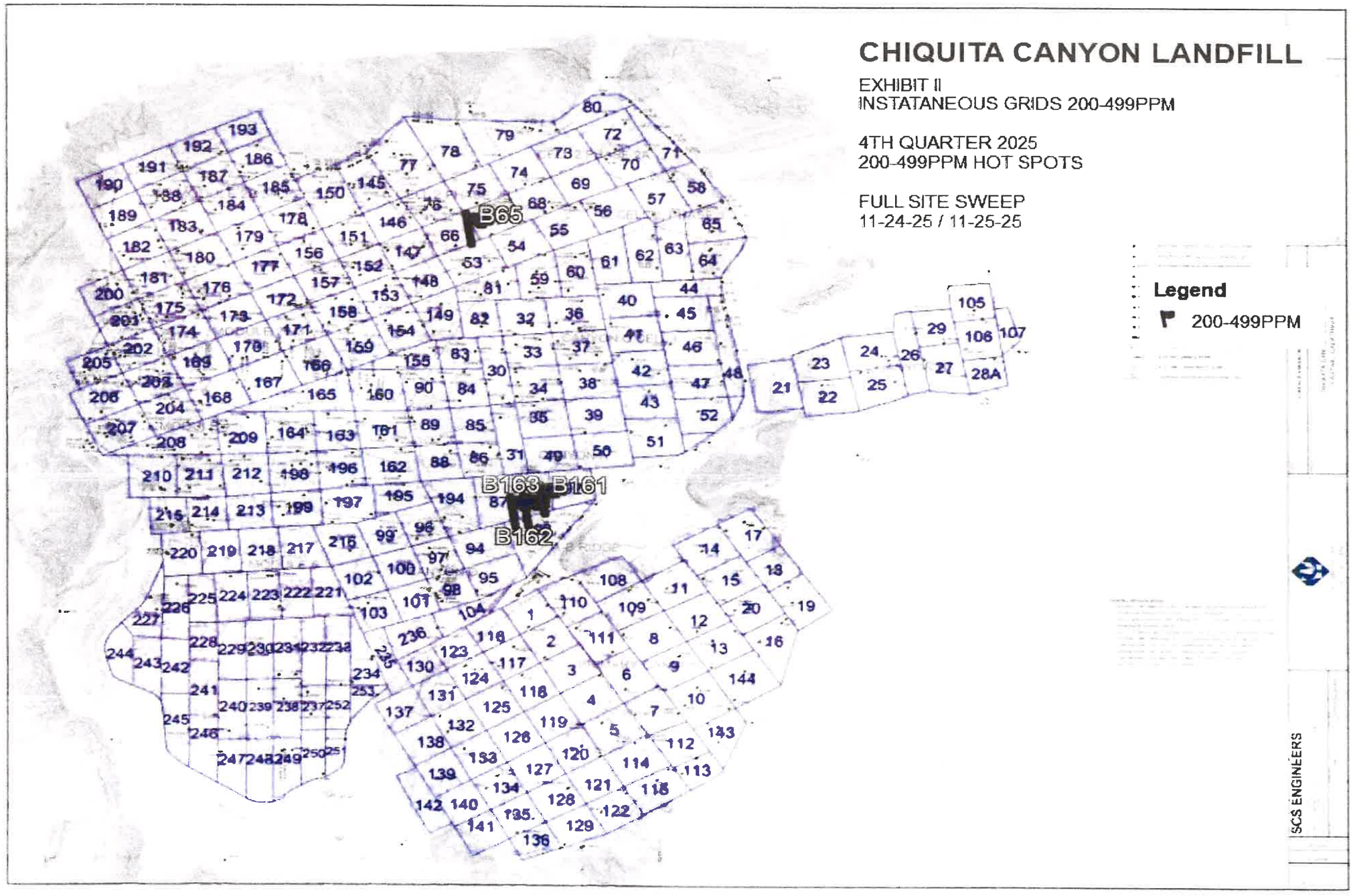
CHIQUITA CANYON LANDFILL
EXHIBIT II
INSTATANEOUS GRIDS 200-499PPM
4TH QUARTER 2025
200-499PPM HOT SPOTS
FULL SITE SWEEP
11-24-25 / 11-25-25
Legend
200-499PPM
B65
B163
B161
B162
SCS ENGINEERS

**Exhibit II**

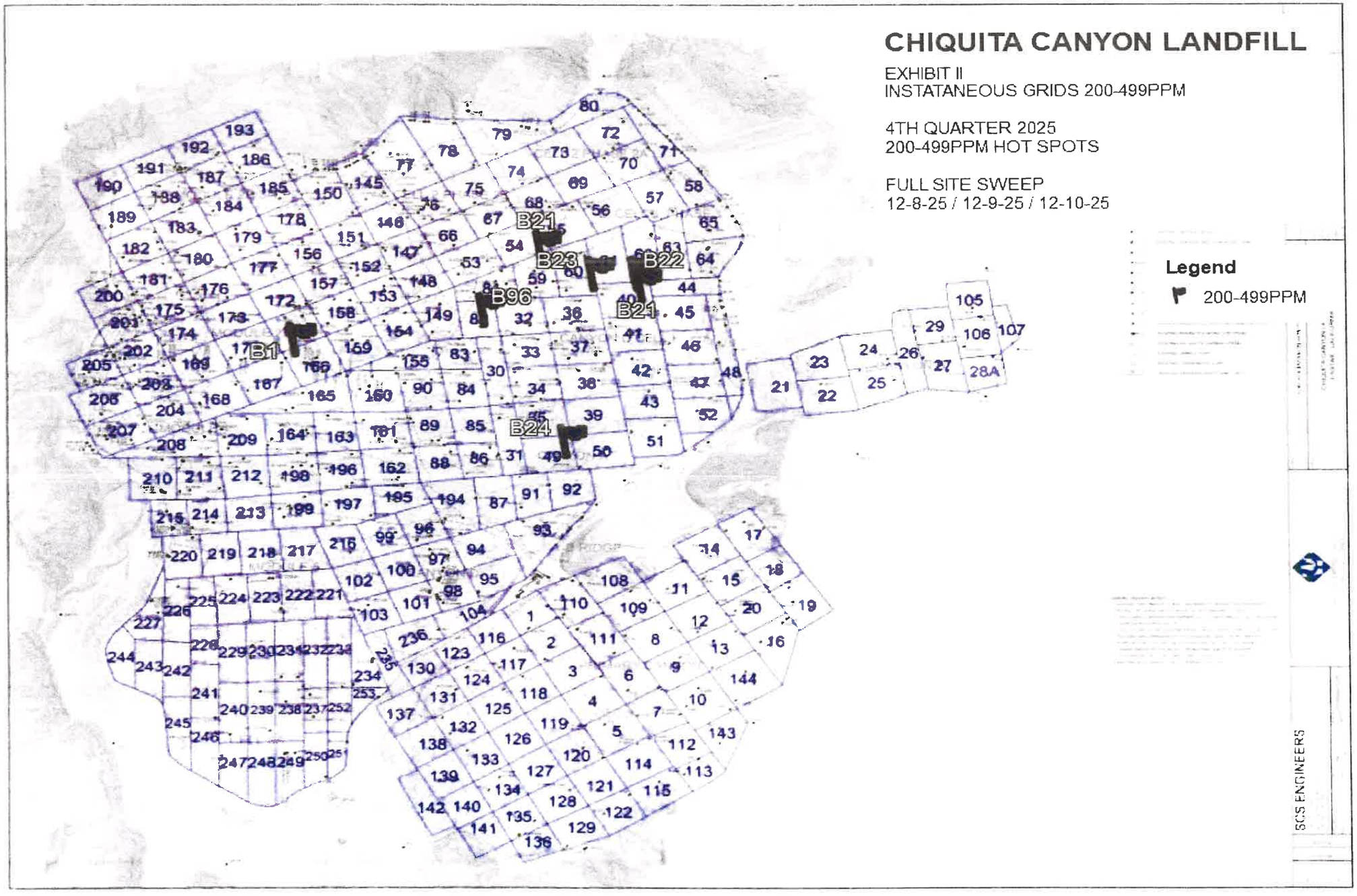
CHIQUITA CANYON LANDFILL
EXHIBIT II
INSTATANEOUS GRIDS 200-499PPM
4TH QUARTER 2025
200-499PPM HOT SPOTS
FULL SITE SWEEP
12-8-25 / 12-9-25 / 12-10-25
Legend
200-499PPM
B1
B21
B22
B23
B24
B96
SCS ENGINEERS

**Exhibit II**

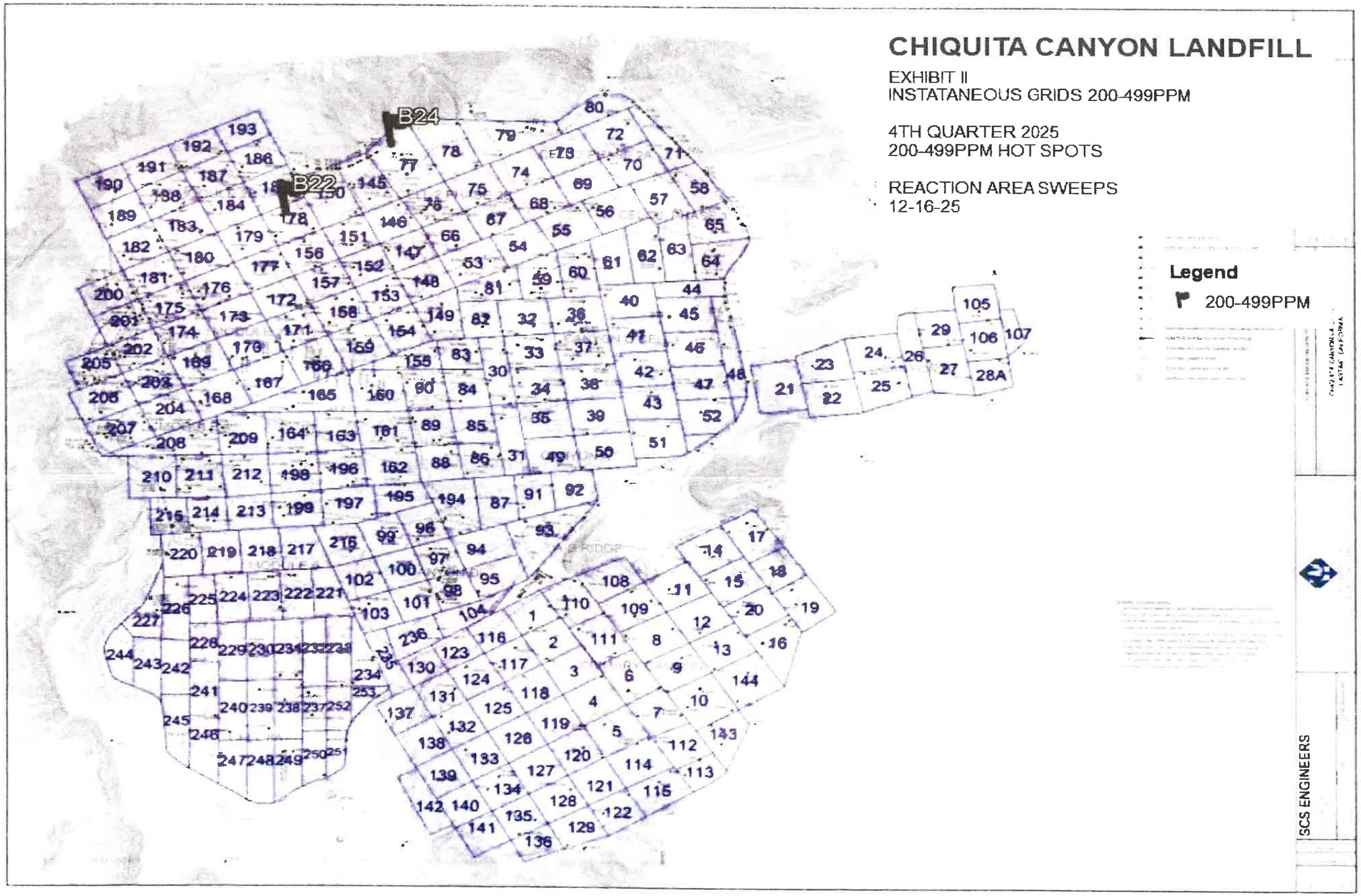
CHIQUITA CANYON LANDFILL
EXHIBIT II
INSTATANEOUS GRIDS 200-499PPM
4TH QUARTER 2025
200-499PPM HOT SPOTS
REACTION AREA SWEEPS
12-16-25
Legend
200-499PPM
B24
B22
SCS ENGINEERS

**Exhibit II**

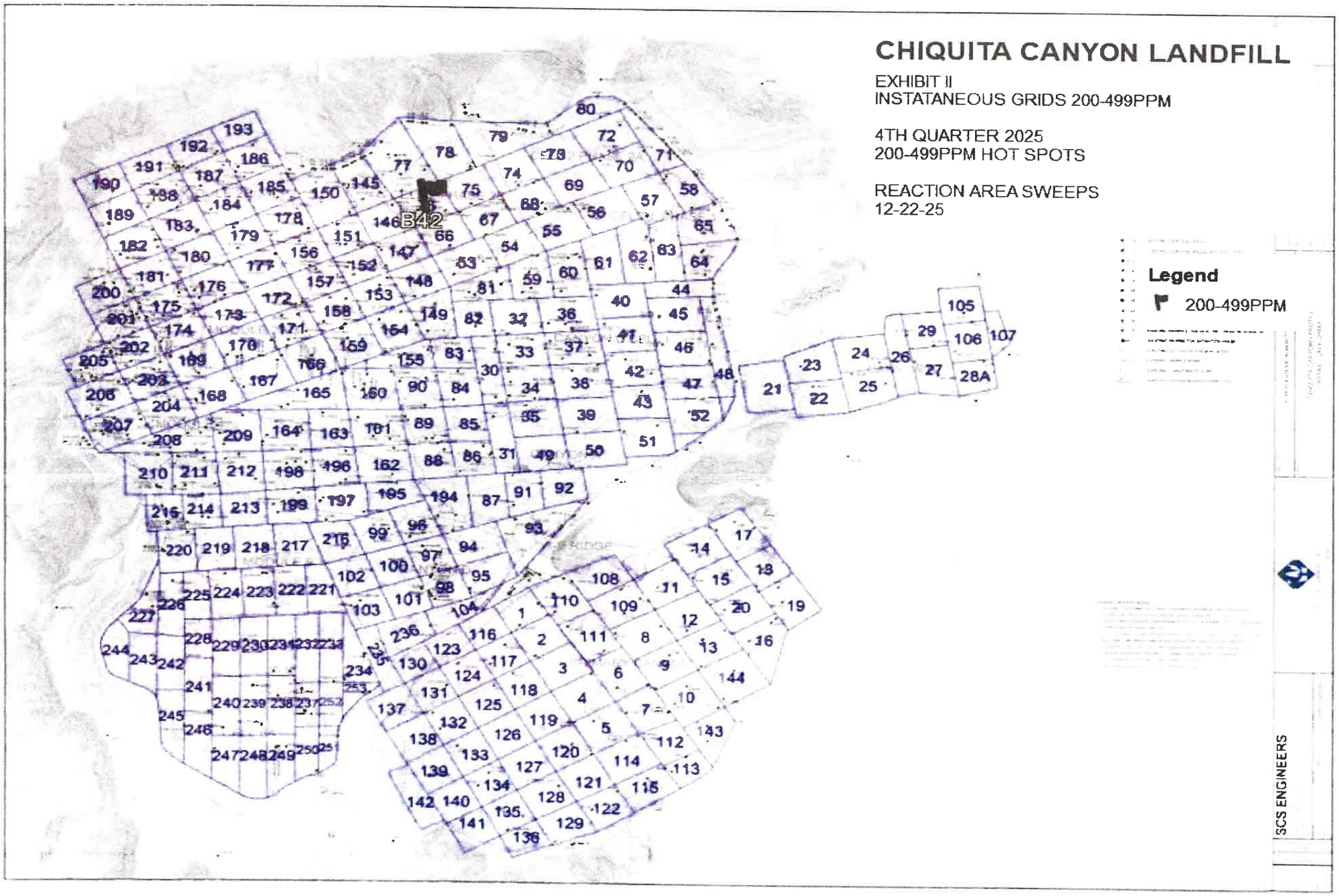
CHIQUITA CANYON LANDFILL
EXHIBIT II
INSTATANEOUS GRIDS 200-499PPM
4TH QUARTER 2025
200-499PPM HOT SPOTS
REACTION AREA SWEEPS
12-22-25
Legend
200-499PPM
B42
SCS ENGINEERS

# EXHIBIT II

## Integrated Grids Over 25 ppm Map

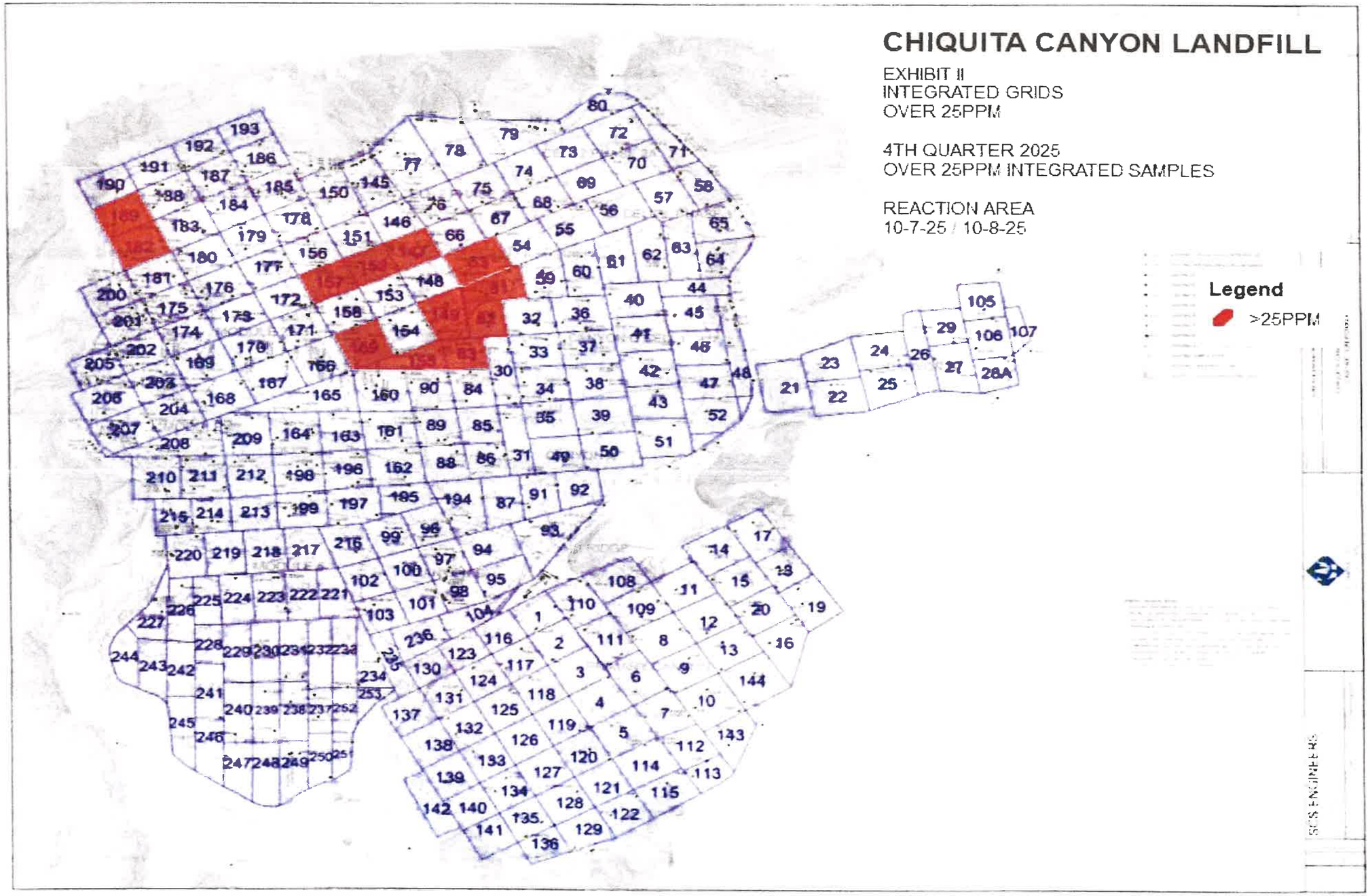
CHIQUITA CANYON LANDFILL
EXHIBIT II
INTEGRATED GRIDS
OVER 25PPM
4TH QUARTER 2025
OVER 25PPM INTEGRATED SAMPLES
REACTION AREA
10-7-25 / 10-8-25
Legend
>25PPM

**Exhibit II**

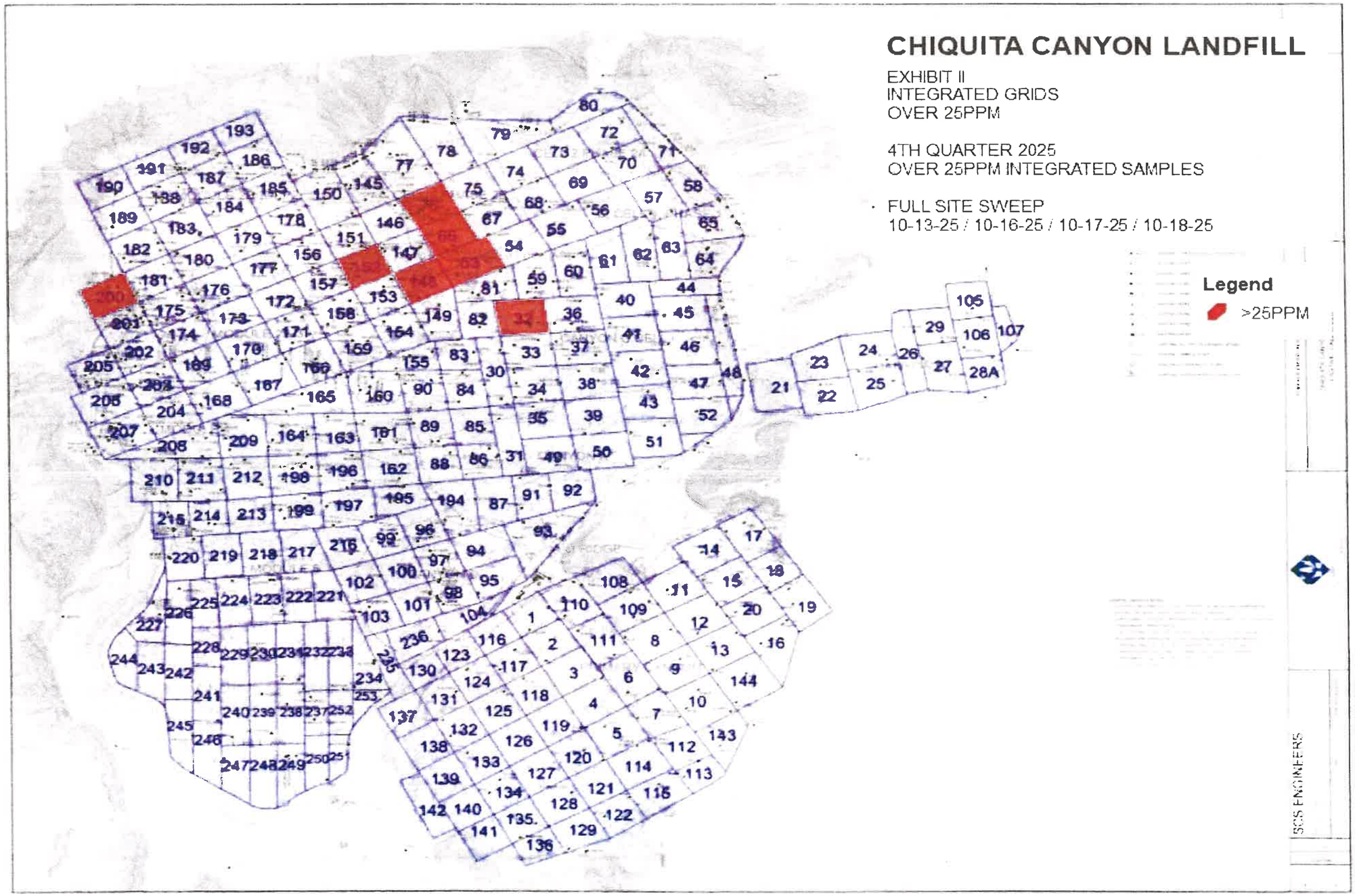
CHIQUITA CANYON LANDFILL
EXHIBIT II
INTEGRATED GRIDS
OVER 25PPM
4TH QUARTER 2025
OVER 25PPM INTEGRATED SAMPLES
FULL SITE SWEEP
10-13-25 / 10-16-25 / 10-17-25 / 10-18-25
Legend
>25PPM
SCS ENGINEERS

**Exhibit II**

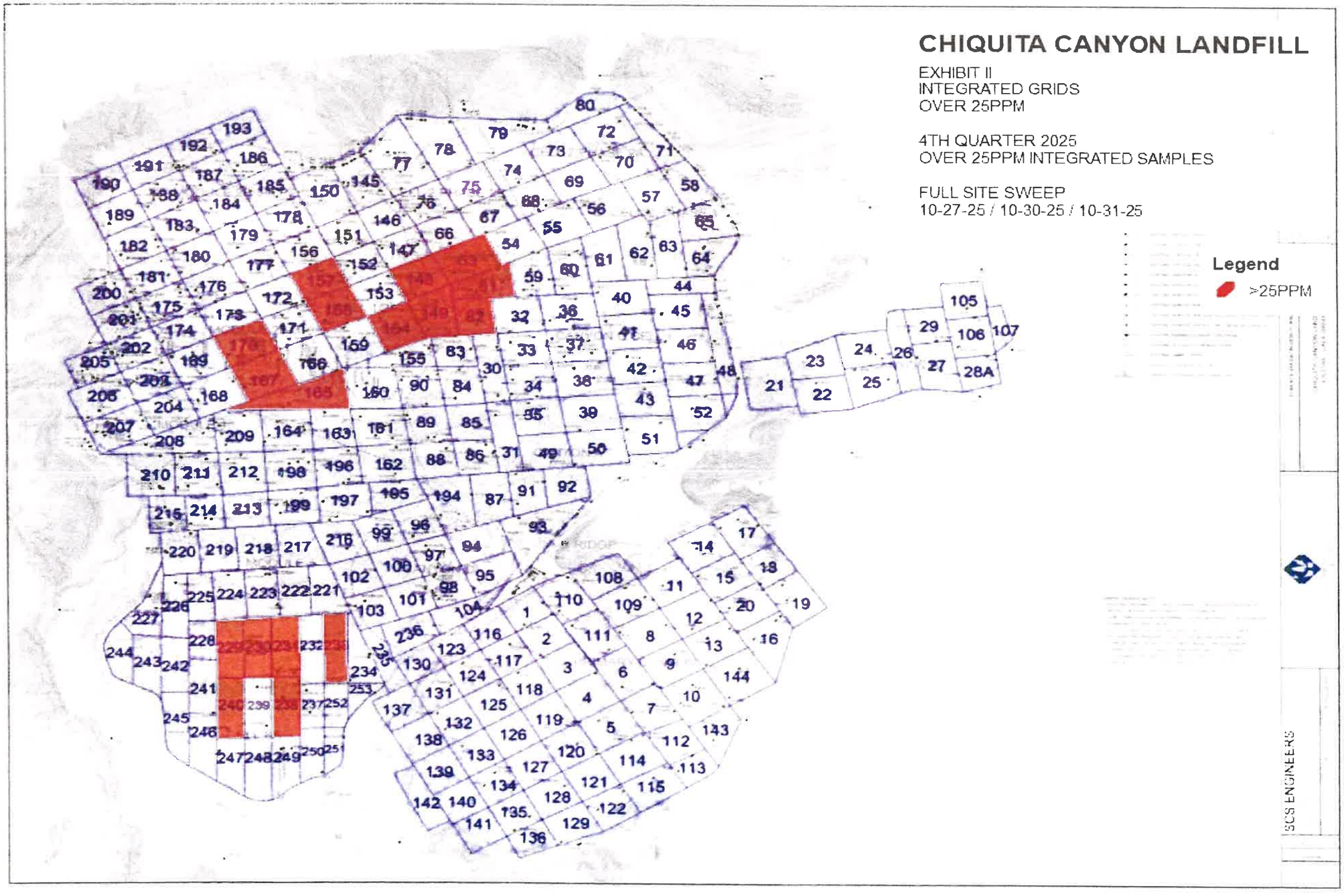
CHIQUITA CANYON LANDFILL
EXHIBIT II
INTEGRATED GRIDS
OVER 25PPM
4TH QUARTER 2025
OVER 25PPM INTEGRATED SAMPLES
FULL SITE SWEEP
10-27-25 / 10-30-25 / 10-31-25
Legend
>25PPM
SCS ENGINEERS

**Exhibit II**

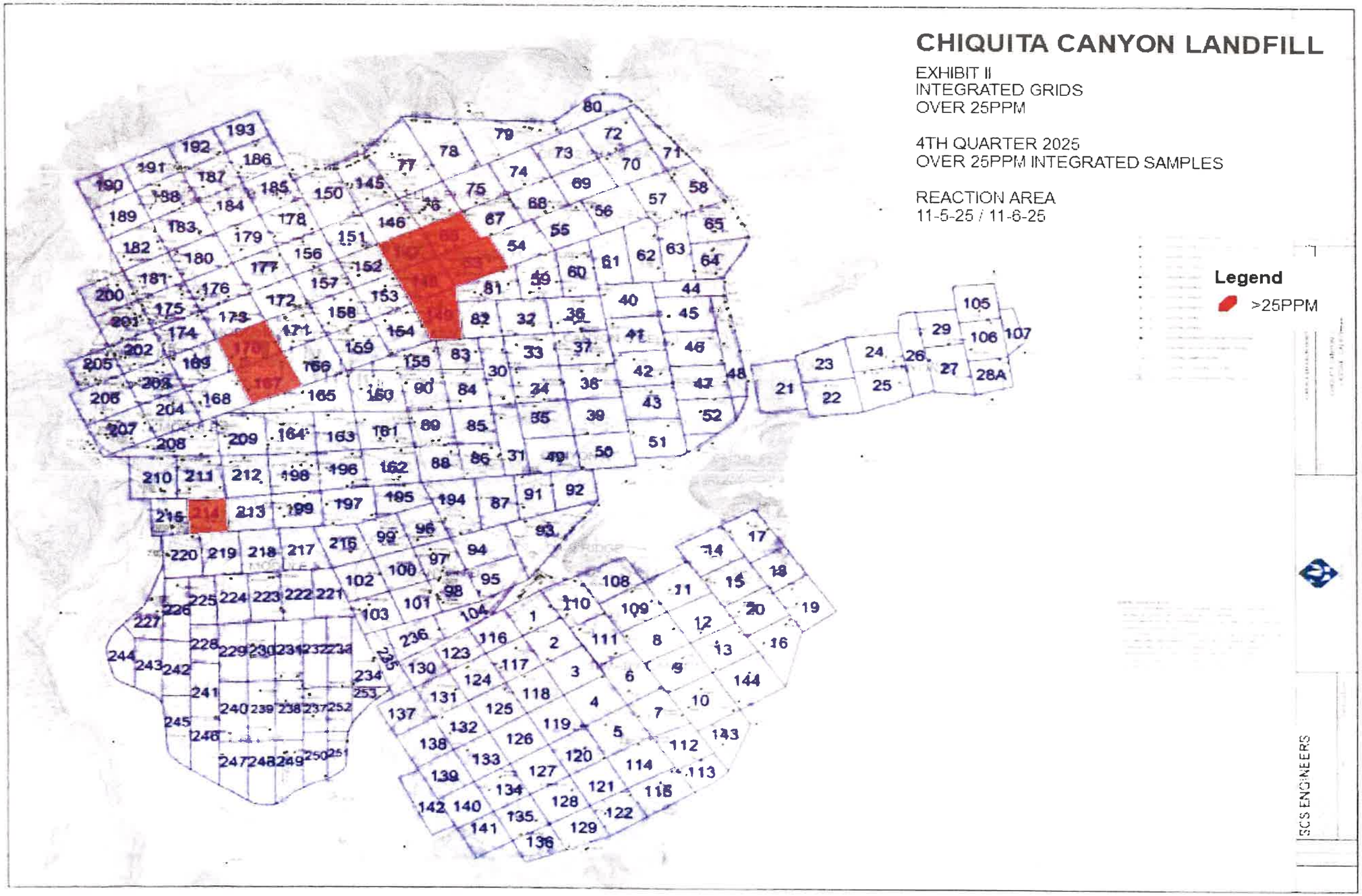
CHIQUITA CANYON LANDFILL
EXHIBIT II
INTEGRATED GRIDS
OVER 25PPM
4TH QUARTER 2025
OVER 25PPM INTEGRATED SAMPLES
REACTION AREA
11-5-25 / 11-6-25
Legend
>25PPM
SCS ENGINEERS

**Exhibit II**

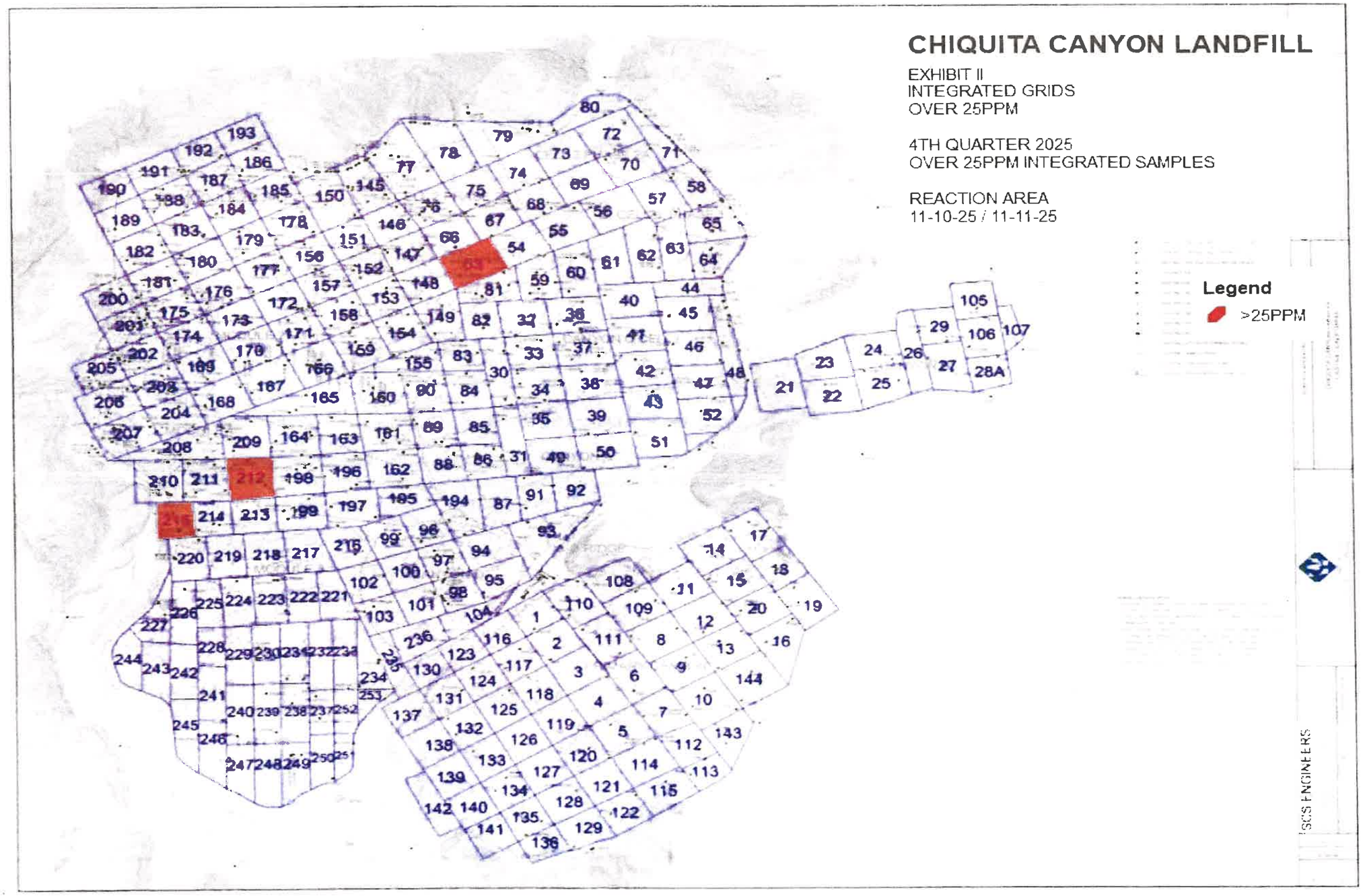
CHIQUITA CANYON LANDFILL
EXHIBIT II
INTEGRATED GRIDS
OVER 25PPM
4TH QUARTER 2025
OVER 25PPM INTEGRATED SAMPLES
REACTION AREA
11-10-25 / 11-11-25
Legend
>25PPM
SCS ENGINEERS

**Exhibit II**

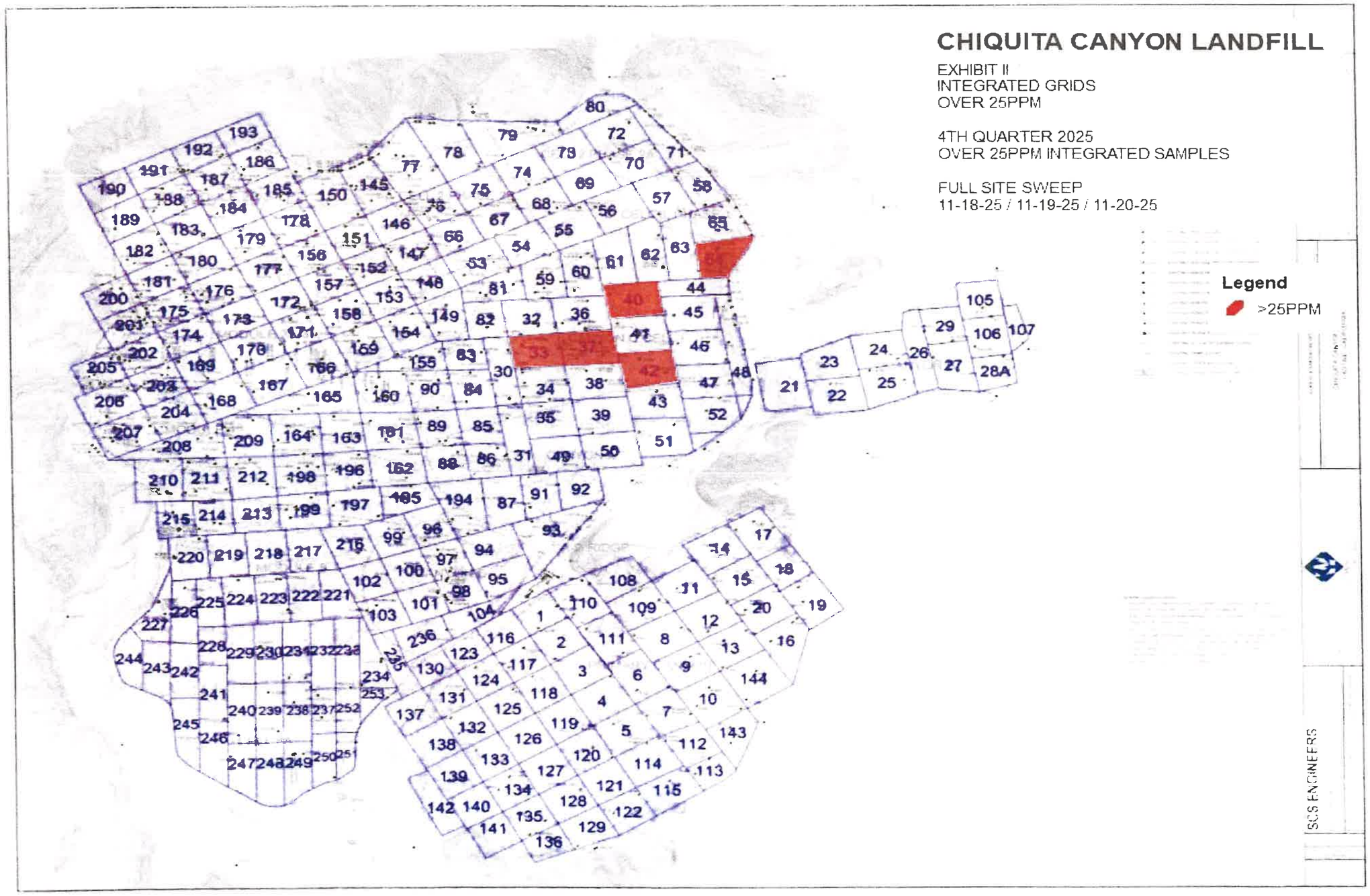
CHIQUITA CANYON LANDFILL
EXHIBIT II
INTEGRATED GRIDS
OVER 25PPM
4TH QUARTER 2025
OVER 25PPM INTEGRATED SAMPLES
FULL SITE SWEEP
11-18-25 / 11-19-25 / 11-20-25
Legend
>25PPM
SCS ENGINEERS

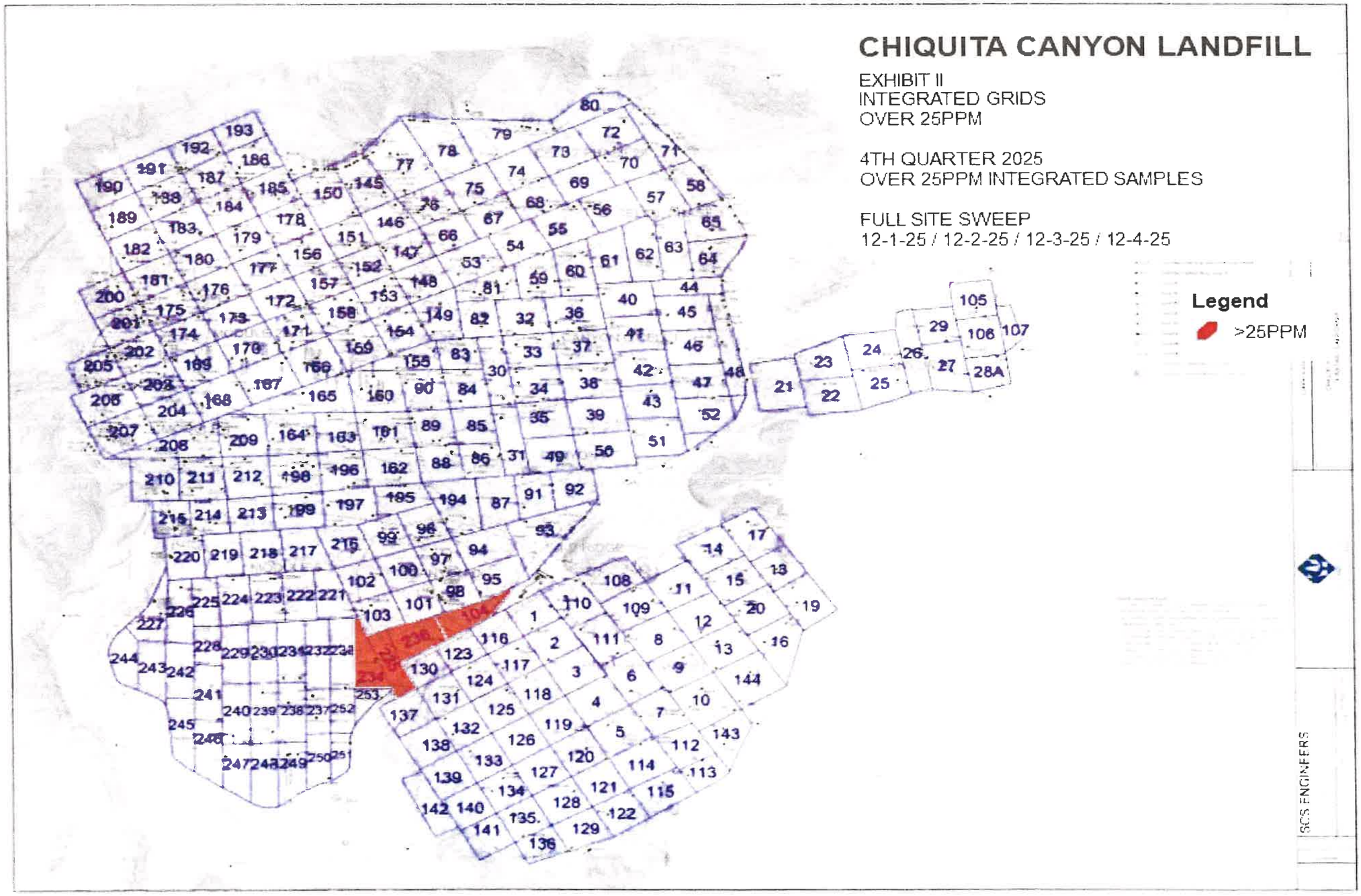
CHIQUITA CANYON LANDFILL
EXHIBIT II
INTEGRATED GRIDS
OVER 25PPM
4TH QUARTER 2025
OVER 25PPM INTEGRATED SAMPLES
FULL SITE SWEEP
12-1-25 / 12-2-25 / 12-3-25 / 12-4-25
Legend
>25PPM
SCS ENGINEERS

**Exhibit II**

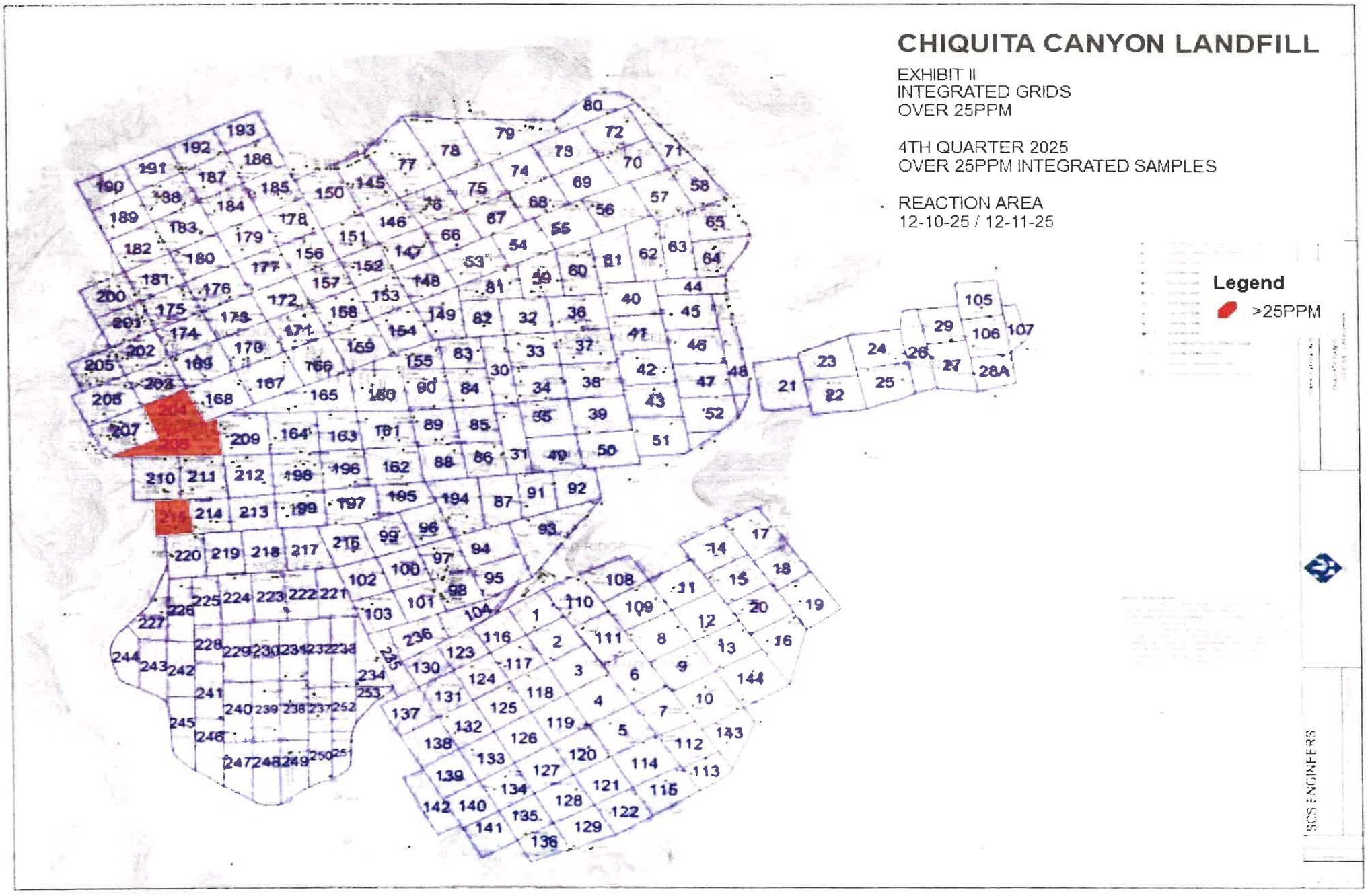
CHIQUITA CANYON LANDFILL
EXHIBIT II
INTEGRATED GRIDS
OVER 25PPM
4TH QUARTER 2025
OVER 25PPM INTEGRATED SAMPLES
REACTION AREA
12-10-25 / 12-11-25
Legend
>25PPM
SCS ENGINEERS

**Exhibit II**

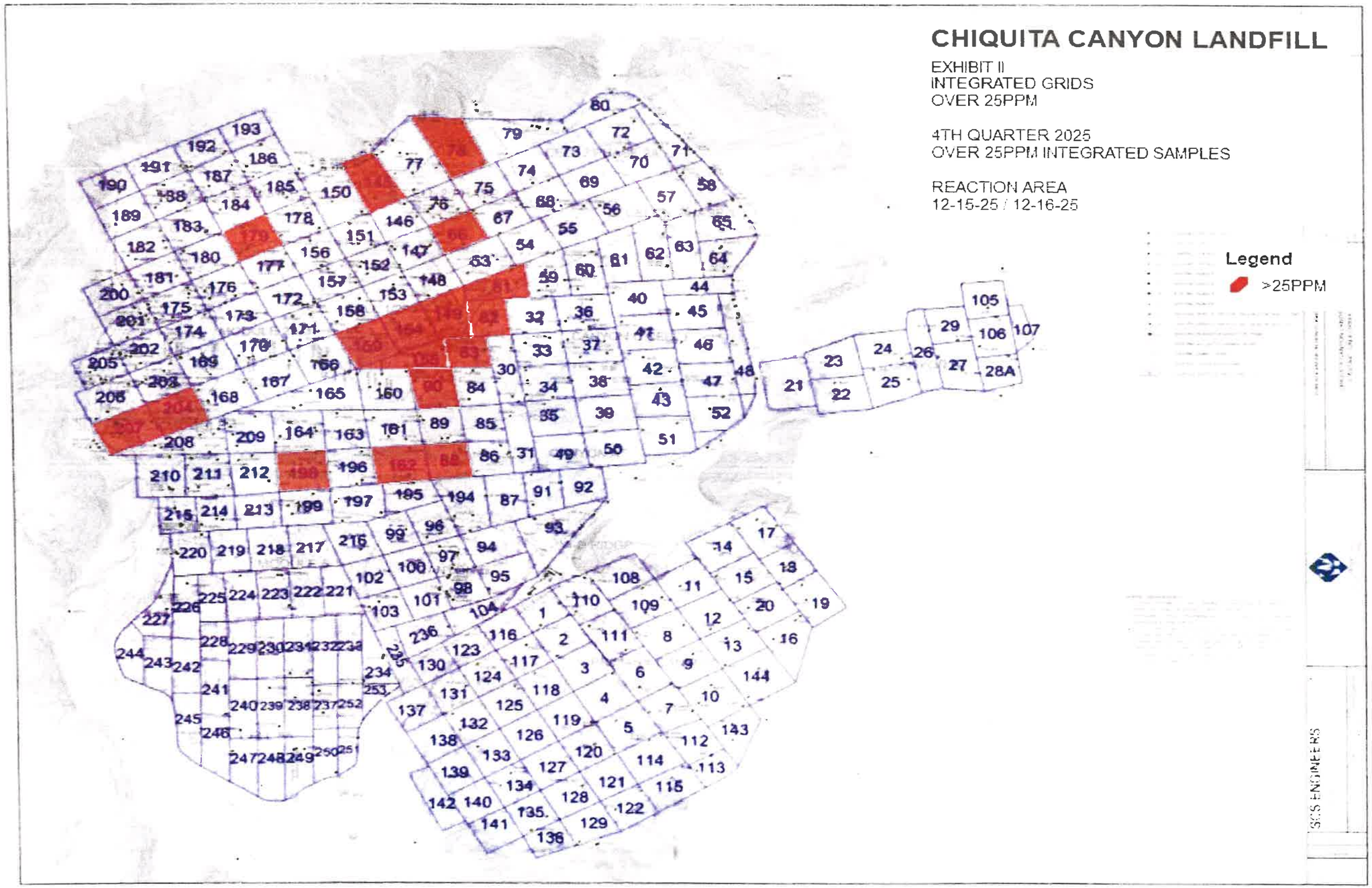
CHIQUITA CANYON LANDFILL
EXHIBIT II
INTEGRATED GRIDS
OVER 25PPM
4TH QUARTER 2025
OVER 25PPM INTEGRATED SAMPLES
REACTION AREA
12-15-25 / 12-16-25
Legend
>25PPM
SCS ENGINEERS

CHIQUITA CANYON
*A Waste Connections Company*

May 14, 2026

Mr. Jack Chen
South Coast Air Quality Management District
21865 E. Copley Dr.
Diamond Bar, CA 91765

RE: Chiquita Canyon Landfill Rule 1150.1
Quarterly Report – January, February, March 2026

Dear Mr. Chen,

Please see the enclosed copy of the Q4-2025 Rule 1150.1 Quarterly Monitoring Report for Chiquita Canyon Landfill. Do not hesitate to contact me anytime at 661-812-5846 if you have any questions.

Sincerely,

Kevin Green
District Manager

# CHIQUITA CANYON LANDFILL
# RULE 1150.1 QUARTERLY MONITORING AND QA/QC REPORTS
# JANUARY - FEBRUARY - MARCH 2026

**Submitted to:**

South Coast Air Quality Management District
*the clean air people*

**21865 East Copley Drive**
**Diamond Bar, California 91765**

**Submitted by:**

**CHIQUITA CANYON LANDFILL**
**29201 Henry Mayo Drive**
**Castaic, California 91384**

**Prepared by:**

RES Environmental Inc.

**865 Via Lata**
**Colton, California 92324**

**MAY 2026**

# CHIQUITA CANYON LANDFILL
# RULE 1150.1 QUARTERLY MONITORING REPORT
# JANUARY – FEBRUARY – MARCH 2026
# TABLE OF CONTENTS


| | Page |
|---|---|
| **INTRODUCTION** | I-II |
| **MONITORING RESULTS** | 1-2 |
| Instantaneous Surface Monitoring Program | 3-5 |
| Integrated Surface Sampling Program | 5-8 |
| Ambient Air Sampling Program | 8-9 |
| Landfill Gas Sampling Program | 9 |
| Rule 431.1 Sampling and Results | 9-10 |
| Perimeter Probe Sampling Program | 10-11 |


## TABLES


| Table | | |
|---|---|---|
| 1 | Instantaneous Monitoring Analysis (January, February, & March) | 12-37 |
| 2 | Integrated Surface Sampling Summary Analysis (January, February, & March) | 38-75 |
| 3 | Integrated Surface Sampling Analysis | 76-120 |
| 4 | Ambient Air Sampling Results | 121-123 |
| 5 | One Day Ambient Air Wind Rose | 124-127 |
| 6 | Landfill Gas Sampling Results | 128-132 |
| 7 | Perimeter Probe Monitoring (January, February, & March) | 133-143 |
| 8 | Probe Analysis | 144-149 |
| 9 | Chiquita Canyon Landfill Probe Readings (SCS) | 150-213 |

# CHIQUITA CANYON LANDFILL
# RULE 1150.1 QUARTERLY MONITORING REPORT
# JANUARY – FEBRUARY – MARCH 2026
# TABLE OF CONTENTS
**(Continued)**

## EXHIBITS


| Exhibit | | Page |
|---|---|---|
| I | Rule 1150.1 Site Monitoring Maps | 214 |
| II | Instantaneous Grids over 500 ppm Map (January, February, & March) | 215-223 |
| II | Instantaneous Grids over 200-499 ppm Map (January, February, & March) | 224-232 |
| II | Grids over 25 ppm Integrated Monitoring Map (January, February, & March) | 233-241 |

**CHIQUITA CANYON LANDFILL**

**RULE 1150.1 QUARTERLY MONITORING REPORT**
**January – February – March 2026**

## INTRODUCTION

On May 5, 2011, a Rule 1150.1 Alternative Compliance Plan (ACP) for Chiquita Canyon Landfill was submitted to the South Coast Air Quality Management District (SCAQMD) in order to request alternatives to the new monitoring and reporting requirements in the amended Rule 1150.1. In March 2018 the Alternate Rule 1150.1 Compliance Plan for Chiquita Canyon Landfill was finalized and approved. In the final compliance plan, the request for Quarterly Integrated Surface Sampling was not approved and Monthly Integrated Surface Sampling was set in place. From March 2018 to the end of September 2019, Quarterly Integrated Surface Sampling continued to be performed. In September 2019, SCAQMD staff questioned whether Chiquita Canyon Landfill staff should be monitored monthly, and starting in October 2019, Monthly Integrated Surface Sampling was performed per the Rule 1150.1 monitoring permit. The ACP monitoring program dated March 8, 2018 includes the following schedule:

- Monthly Instantaneous Surface Monitoring
- Monthly Integrated Surface Sampling
- Quarterly Ambient Air Monitoring
- Monthly Perimeter Gas Probe Monitoring
- Quarterly Perimeter Probe Sampling
- Quarterly Gas Collection System Sampling
- Continuous Wind Speed and Direction Monitoring

Although the ACP only requires quarterly instantaneous surface monitoring and quarterly perimeter gas probe monitoring, Chiquita Canyon Landfill has voluntarily performed the instantaneous surface monitoring and perimeter gas probe monitoring on a monthly basis in order to take a proactive approach to odors, surface emissions, and landfill gas (LFG) migration. This report includes the additional monitoring data, along with the required information and a summary of any rule exceedances, including a discussion of the corrective actions taken.

On February 4, 2023, Chiquita Canyon Landfill submitted an Ex Parte Emergency Variance application to the SCAQMD Hearing Board due to an elevated Total Reduced Sulfur Concentration in the gas system. Chiquita Canyon Landfill was granted an Emergency Variance on February 8, 2023. An Interim Variance was approved on February 15, 2023, and the Regular

Variance was approved on May 3, 2023. On September 6, 2023, a hearing on a Stipulated Order for Abatement (SOFA) was held pursuant to provisions of California Health and Safety Code 40823 and 42451(a) and District Rule 812. The SOFA was modified on January 17, 2024, March 21, 2024, April 24, 2024, August 27, 2024, November 13, 2024, April 16, 2025, and June 24, 2025. Sampling and monitoring conditions of the Abatement Order include weekly colorimetric tube tests for hydrogen sulfide and weekly analytical flare samples for SCAQMD Method 307.91 (reduced sulfur compounds). The site still has to follow Rule 431.1 AMP and because concentrations are above the limits, the site has to monitor/sample daily. Integrated surface sampling is performed at least three times per month, no more than once every 7 days; instantaneous surface monitoring is performed at least three times per month, no more than once every 7 days; cover inspections are performed daily. The site will continue investigations underlining reaction and odor impacts.

Landfill grids were revised in the first quarter of the 2000 Rule 1150.1 compliance report. Originally, the surface of the disposal area was divided into 81, 50,000 square foot sections. Effective April 1, 2000, monitoring grids were increased to 159 50,000 square foot sections. The grid increase was due to a submittal by the Chiquita Canyon Landfill to exempt steep areas of the landfill for testing, which was denied by the SCAQMD. In October 2012, the number of grids increased to 224 due to expansion of landfill operations. On February 23, 2024, the number of grids increased to 253, due to expansion of landfill operations with Cell 6. These numbered monitoring grids are indicated on the Rule 1150.1 site monitoring map in Exhibit I. The protocol and quality control procedures were performed according to the SCAQMD Guidelines for implementation of Rule 1150.1. If elevated concentrations were measured, these conditions were promptly mitigated through system adjustments to the wells or through application and compaction of cover soil.

Meteorological conditions are analyzed daily by RES Environmental, Inc. (RES) with assistance from Chiquita Canyon Staff to schedule sampling tasks on the landfill. Wind direction and wind speeds are recorded continuously throughout the year at a location that represents excellent meteorological exposure to the Chiquita Canyon Landfill. RES is responsible for the implementation of the Rule 1150.1 testing program and the Rule 1150.1 monitoring report. The meteorological station is shown in Exhibit I. Two ambient air samplers are displayed in the same exhibit.

## MONITORING RESULTS

### Instantaneous Surface Monitoring Program

Instantaneous Surface Monitoring (ISM) was performed using procedures and equipment described in the SCAQMD Guidelines for Implementation of Rule 1150.1, consistent with the Chiquita Canyon Landfill compliance plan. Effective July 2020, a portable flame ionization detector (FID) which meets or exceeds all guideline specifications was used to obtain instantaneous measurements of total organic compounds (TOC) concentrations immediately above the surface of 253 numbered grids. While traversing the disposal area, the detector probe was held within three inches of the landfill surface to obtain the readings. A surface inspection was also performed during monitoring to identify potential cracks in the landfill cover.

During the quarterly monitoring period, ISM was conducted across the full site for four (4) events and within the reaction area for five (5) events.

Reaction Area was performed January 7th and 8th, 2026, and eighty-four (84) grids were monitored. Four (4) grids were not monitored due to active construction. There were twenty-four (24) hot spots over 500 ppm and four (4) spots that ranged from 200 ppm - 499 ppm. All hot spots passed initial 10-day recheck on January 14th, 2026.

Reaction Area was performed on January 15th and 16th, 2026, and eighty-four (84) grids were monitored. Four (4) grids were not monitored due to active construction. There were six (6) hot spots over 500 ppm and one (1) spot that ranged from 200 ppm- 499 ppm. All hot spots passed the initial 10-day recheck on January 26th, 2026.

Full site sweep was performed on January 26th, 27th, and 28th, 2026, and two hundred and forty-four (244) grids were monitored. Nine (9) grids were not monitored due to active construction. There were fifty-eight (58) hot spots over 500 ppm and eight (8) spots that ranged from 200 ppm – 499 ppm. All hot spots passed the initial 10-day recheck on February 4th, 2026.

Full site sweep was performed on February 2nd, 3rd, and 4th, 2026, and two hundred and forty-two (242) grids were monitored. Eleven (11) grids were not monitored due to active construction. There were forty-seven (47) hot spots over 500 ppm and eight (8) hot spots that ranged from 200 ppm - 499 ppm. All hot spots passed the initial 10-day recheck on February 12th, 2026.

Reaction Area was performed on February 10th and 13th, 2026, and eighty-four (84) grids were monitored. Four (4) grids were not monitored due to active construction. There were

forty-three (43) hot spots over 500 ppm and three (3) hot spots that ranged from 200 ppm - 499 ppm. All hot spots passed the initial 10-day recheck on February 20th, 2026.

Full site sweep was performed on February 20th and 21st, 2026, and two hundred and forty-two (242) grids were monitored. Eleven (11) grids were not monitored due to active construction. There were eleven (11) hot spots over 500 ppm and four (4) spots that ranged from 200 ppm - 400 ppm. All hot spots passed the initial 10-day recheck on February 27th, 2026.

Full site sweep was performed on March 10th and 11th, 2026, and two hundred and forty (240) grids were monitored. Thirteen (13) grids were not monitored due to active construction. There were seventeen (17) hot spots over 500 ppm and four (4) spot that ranged from 200 ppm - 499 ppm. All hot spots passed the initial 10-day recheck on March 19th, 2026.

Reaction Area was performed on March 17th and 19th, 2026, and eighty-four (84) grids were monitored. Four (4) grids were not monitored due to active construction. There were twenty-three (23) hot spots over 500 ppm and three (3) spot that ranged from 200 ppm - 499 ppm. All hot spots passed the initial 10-day recheck on March 27th, 2026.

Reaction Area was performed on March 23rd, 2026, and eighty-four (84) grids were monitored. Four (4) grids were not monitored due to active construction. There were thirty-two (32) hot spots over 500 ppm and one (1) that ranged from 200 ppm - 499 ppm. Thirty-one (31) spots passed the initial 10-day recheck on April 2nd, 2026. Two (2) spots didn't pass 10-day recheck on April 2nd, 2026, but passed the 2nd 10-day recheck on April 9th, 2026.

The ISM conducted during the quarter showed two hundred and sixty-one (261) spots over 500 ppm, measured as methane. Eighty-eight (88) spots were detected in January 2026, one hundred and one (101) spots were detected in February 2026, and seventy-two (72) spots were detected in March 2026; these spots were re-monitored and cleared within the first or second 10-day period as allowed by the Rule 1150.1 guideline. There were fifty-five (55) grids that were not monitored due to active construction. A table has been added showing the original inspection date, re-monitoring date, and remediation method(s) for all grids over 500 ppm.

The ISM conducted during the quarter showed thirty-six (36) spots that ranged from 200 ppm - 499 ppm, measured as methane. Thirteen (13) spots were detected in January 2026, fifteen (15) spots were detected in February 2026, and eight (8) spots were detected in March 2026; these spots were re-monitored and cleared within the first or second 10-day period as allowed by the Rule

1150.1 guideline. A table has been added showing the original inspection date, re-monitoring date, and remediation method(s) for all grids that ranged from 200 ppm- 499ppm.

All field sheets, laboratory analysis, chain-of-custody and calibration reports will be maintained and available for five years at the Chiquita Canyon Landfill.

**Integrated Surface Sampling Program (ISS)**

Integrated surface sampling (ISS) equipment, field protocol, and Quality Assurance (QA) procedures used in this program were derived from the SCAQMD Guidelines for Implementation of Rule 1150.1, in accordance with the compliance plan for the Chiquita Canyon Landfill. An RES technician sampled each grid using the typical walk pattern and collection rate specified in the guidelines. Each Tedlar bag sample was purged three times with ultra-pure nitrogen and enclosed in a light-sealed box.

In the quarterly monitoring period, ISS was performed on the Full Site for four (4) events and on the Reaction Area for five (5) events.

Reaction Area was performed on January 6th and 7th, 2026, and eighty-four (84) grids were monitored. Four (4) grids were not monitored due to active construction. There were three (3) grids that exceeded 25 ppm during this event. All grids passed the initial 10-day recheck on January 14th, 2026.

Full site sweep was performed on January 12th, 13th, and 14th, 2026, and two hundred and forty-four (244) grids were monitored. Nine (9) grids were not monitored due to active construction. There were seven (7) grids that exceeded 25 ppm during this event. All grids passed the initial 10-day recheck on January 20th, 2026.

Full site sweep was performed on January 19th, 20th, 21st, and 22nd, 2026, and two hundred and forty-two (242) grids were monitored. Eleven (11) grids were not monitored due to active construction. There were one hundred and four (104) grids that exceeded 25 ppm during this event. All grids passed the initial 10-day rechecks on January 28th, January 29th, and February 4th, 2026.

Reaction Area was performed on February 4th and 5th, 2026, and eighty-four (84) grids were monitored. Four (4) grids were not monitored due to active construction. There were six (6) grids that exceeded 25 ppm during this event. All grids passed the initial 10-day recheck on February 12th, 2026.

Reaction Area was performed on February 9th and 10th, 2026, and eighty-four (84) grids were monitored. Four (4) grids were not monitored due to active construction. There were five (5) grids that exceeded 25 ppm during this event. All grids passed the initial 10-day recheck on February 20th, 2026.

Full site sweep was performed on February 23rd, 24th, 25th, and 26th, 2026, and two hundred and forty-two (242) grids were monitored. Eleven (11) grids were not monitored due to active construction. There were two (2) grids that exceeded 25 ppm during this event. All grids passed the initial 10-day recheck on March 4th, 2026.

Full site sweep was performed on March 2nd, 3rd, 4th, and 5th, 2026, and two hundred and forty-two (242) grids were monitored. Eleven (11) grids were not monitored due to active construction. There were eight (8) grids that exceeded 25 ppm during this event. All grids passed the initial 10-day recheck on March 11th, 2026.

Reaction Area was performed on March 9th and 10th, 2026, and eighty-four (84) grids were monitored. Four (4) grids were not monitored due to active construction. There was one (1) grid that exceeded 25 ppm during this event. All grids passed the initial 10-day recheck on March 19th, 2026.

Reaction Area was performed on March 16th, 2026, and eighty-four (84) grids were monitored. Four (4) grids were not monitored due to active construction. There were three (3) grids that exceeded 25 ppm during this event. All grids passed the initial 10-day recheck on March 27th, 2026.

The Integrated Surface Sampling conducted in January, February, and March, 2026, produced one hundred and thirty-nine (139) total grids over 25 ppm.

- January 2026 monitoring reported one hundred and fourteen (114) grids.
- February 2026 monitoring reported thirteen (13) grids.
- March 2026 monitoring reported twelve (12) grids.

During the 1st quarter of 2026, a total of thirty-one (31) grids were sent to the Lab.

Eighteen (18) grids in January 2026; one (1) grid on January 6th, 2026, two (2) grids on January 7th, 2026, three (3) grids on January 14th, 2026, five (5) grids on January 19th, 2026, four (4) grids on January 21st, 2026, and three (3) grids from January 22nd, 2026.

Seven (7) grids in February 2026; one (1) grid on February 4th, 2026, one (1) grid on February 5th, 2026, three (3) grids on February 9th, 2026, and two (2) grids from February 23rd, 2026.

Six (6) grids in March 2026; two (2) grids on March 3rd, 2026, one (1) grid on March 9th, 2026, one (1) grid on March 10th, 2026, and two (2) grids on March 16th, 2026.

Wind monitoring data recorded at the onsite wind station were reduced to calculate 10-minute average wind speeds for periods when sampling was performed. Each integrated grid sample was collected over a continuous 25-minute period. Based on the 10-minute averages, none of the overall average wind speeds exceeded 10 mph during the 25-minute sampling periods.

One grid was selected (Grids 155) and analyzed for group compounds on January 6th, 2026. Reported methane concentrations in Grid 155 was 37.5 $ppm_v$, respectively.

Two samples were selected (Grids 210 and 215) and analyzed for group compounds on January 7th, 2026. Reported methane concentrations in Grid 210 was 47.3 $ppm_v$, and 215 was 42.4 $ppm_v$, respectively.

Three samples were selected (Grids 104, 95, and 98) and analyzed for group compounds on January 15th, 2026. Reported methane concentrations in Grid 104 was 34.0 $ppm_v$, 95 was 34.1 $ppm_v$, and 98 was 32.7 $ppm_v$, respectively.

Five samples were selected (Grids 186, 185, 193, 179, and 172) and analyzed for group compounds on January 19th, 2026. Reported methane concentrations in Grid 186 was 64.9 $ppm_v$, 185 was 67.9 $ppm_v$, 193 was 74.0 $ppm_v$, 179 was 66.5 $ppm_v$, and 172 was 88.6 $ppm_v$, respectively.

Four samples were selected (Grids 37, 60, 61, and 97) and analyzed for group compounds on January 21st, 2026. Reported methane concentrations in Grid 37 was 20.4 $ppm_v$, Grid 60 was 14.4 $ppm_v$, Grid 61 was 62.1 $ppm_v$, and 97 was 27.1 $ppm_v$, respectively.

Three samples were selected (Grids 233, 241, and 240) and analyzed for group compounds on January 22nd, 2026. Reported methane concentrations in Grid 233 was 25.3 $ppm_v$, Grid 241 was 34.3 $ppm_v$, and 240 was 41.8 $ppm_v$, respectively.

One sample was selected (Grid 83) and analyzed for group compounds on February 4th, 2026. Reported methane concentrations in Grid 83 was 15.9 $ppm_v$, respectively.

One sample was selected (Grid 205) and analyzed for group compounds on February 5th, 2026. Reported methane concentrations in Grid 205 was 28.6 $ppm_v$, respectively.

Three samples were selected (Grids 82, 83, and 155) and analyzed for group compounds on February 9th, 2026. Reported methane concentrations in Grid 82 was 57.0 $ppm_v$, 83 was 91.4 $ppm_v$, and 155 was 47.1 $ppm_v$, respectively.

Two samples were selected (Grids 30 and 175) and analyzed for group compounds on February 23rd, 2026. Reported methane concentrations in Grid 30 was 24.6 $ppm_v$, and 175 was 27.7 $ppm_v$, respectively.

Two samples were selected (Grids 210 and 215) and analyzed for group compounds on March 3rd, 2026. Reported methane concentrations in Grid 210 was 38.1 $ppm_v$, and 215 was 20.0 $ppm_v$, respectively.

One sample was selected (Grid 203) and analyzed for group compounds on March 9th, 2026. Reported methane concentrations in Grid 203 was 17.8 $ppm_v$, respectively.

One sample was selected (Grid 207) and analyzed for group compounds on March 10th, 2026. Reported methane concentrations in Grid 207 was 2.32 $ppm_v$, respectively.

Two samples were selected (Grids 78 and 173) and analyzed for group compounds on March 16th, 2026. Reported methane concentrations in Grid 78 was 48.1 $ppm_v$, and 215 was 44.0 $ppm_v$, respectively.

Analyses were performed within 72 hours after sampling was conducted. The ISS results are summarized in Table 2. The core group analytical results on the two selected grids are presented in Table 3. Complete laboratory reports, tabulated wind speed summaries, and QA documentation will be maintained and available for five years at the Chiquita Canyon Landfill.

**Ambient Air Sampling Program**

The ambient air sampling program was designed in accordance with the Guidelines for Implementation of Rule 1150.1 and the compliance plan requirements issued by the SCAQMD. All procedures and equipment used in the program are consistent with guideline specifications. The revised Chiquita Canyon Landfill compliance plan requires the collection of four (4) 12-hour samples located at the landfill perimeter. These 12-hour samples (two each) are representative of the predominant up slope and down slope wind flow patterns during each 12-hour time periods. These two sampling stations are contained in Exhibit I.

These locations were selected based upon evaluation of current and historic wind monitoring data collected on site. Sampling stations are positioned to provide good meteorological exposure to the predominant up slope flows and anticipated nighttime local air drainage patterns typically encountered at this site.

Ambient air samplers used at the Chiquita Canyon Landfill were constructed, installed, and operated to meet SCAQMD design criteria and performance specifications published in the Rule 1150.1 guidelines. Light-sealed boxes containing individual 10-liter Tedlar sample bags were housed within each sampling station enclosure. The quarterly Ambient Air Monitoring Program was initiated on February 25th, 2026. Samples were collected over a period of 12 consecutive hours, with a start/stop time of approximately 9:00 A.M. to 9:00 P.M. and 9:00 P.M. to 9:00 A.M. the next day. After collection, the air samples were delivered to the AtmAA Laboratory to be analyzed for concentrations of methane, total TGNMOs, and core group compounds. Analyses were performed within 72 hours after sampling was concluded.

The concentrations of Rule 1150.1 core group compounds reported for each ambient air sample are presented in Table 4. A 24-hour wind rose is illustrated in Table 5. The complete analytical reports, hourly wind speed and direction summaries and QA records for the ambient air sampling program will be preserved for reviewing at a minimum of five years at the Chiquita Canyon Landfill.

> Four samples were selected (AA-1, AA-2, AA-3, and AA-4) and analyzed for group compounds on February 25th and 26th, 2026. Reported methane concentrations in AA-1 was 1.90 $ppm_v$, AA-2 was 2.45 $ppm_v$ ,AA-3 was 4.62 $ppm_v$, and AA-4 was 1.71 $ppm_v$.

**Landfill Gas Sampling Program**

During the first quarter (January, February, March 2026) one Landfill gas sample was taken from the main gas transmission header line entering the Flare on March 24th, 2026. Using the direct-pump procedure described in EPA Method 25, the gas sample for the month was collected into a 10-liter Tedlar bag over a continuous 10-minute period. The Landfill gas sample was submitted to the AtmAA Laboratory to be analyzed for methane, total TGNMOs and Rule 1150.1 core group components, as well as fixed gases (oxygen, nitrogen and carbon dioxide). The laboratory results reported that the composite landfill gas sample contained methane at a concentration of 33.49 percent by volume in March 2026. Results of the core group compound analysis for landfill gas are reported in Table 6. QA documentation and analytical reports for this quarterly monitoring event will be preserved for reviewing for five years at the Chiquita Canyon Landfill.

**Rule 431.1 Sampling and Results**

In accordance with Chiquita Canyon Landfill's Rule 431.1 Alternative Monitoring Plan, colorimetric tube samples for $H_2S$ are taken and recorded daily from Flare 1. In addition, gas samples are collected from Flare 1 quarterly and analyzed for $H_2S$ by AtmAA Laboratory. The gas sample for first quarter of 2026 was collected on March 24th, 2026. The results of the analysis for $H_2S$ are:

- Flare 1: 33.49 $ppm_v$

The level of $H_2S$ detected on March 24th, 2026 at Flare 1 was 147 $ppm_v$; therefore Tier IV sampling was initiated. Drager Tube monitoring was performed for $H_2S$ on January 28th, 2026, and the results was 10 $ppm_v$. Drager Tube monitoring was performed on February 23rd, 2026, and the results was 10 $ppm_v$. Drager Tube monitoring was performed on March 24th, 2026, and the results was 15 $ppm_v$. Sampling and analysis are currently being performed for $H_2S$ at Flare 1 as required by the sites Rule 431.1 permit.

| CHIQUITA CANYON LANDFILL<br>1st QUARTER 2026 Flare $H_2S$ RESULTS | | | | |
|---|---|---|---|---|
| DATE | H2S | UNITS | SAMPLE TYPE | TIER |
| 1-28-26 | 10 | PPMv | Drager Tube | Start Tier IV |
| 2-23-26 | 10 | PPMv | Drager Tube | Start Tier IV |
| 3-24-26 | 15 | PPMv | Drager Tube | Start Tier IV |
| 3-24-26 | 147 | PPMv | Laboratory | Start Tier IV |

Due to the SOFA, additional daily Drager Tube and SCAQMD Method 307.91 sampling results were required. These results are included in the monthly SOFA reports submitted to the SCAQMD.

**Perimeter Probe Sampling Program**

The existing perimeter gas migration monitoring network used for Rule 1150.1 compliance at the Chiquita Canyon Landfill consists of 14 multiple-depth probes located along the perimeter of the landfill, as indicated in the Rule 1150.1 site monitoring map in Exhibit I.

An approved portable gas monitoring instrument was used to measure the concentration of TOC's expressed as $ppm_v$ of methane by volume, within each probe casing. The 1st quarter 2026 probe monitoring events were conducted on January 28th, February 23rd, and March 24th. Title 27 probe monitoring was completed on February 23rd and 24th.

January 28th, 2026 **(1150.1)** perimeter probe monitoring event produced one (1) probe over 5% methane. GP-13; depth 87 feet showed 6.2% methane **(1150.1).** The 1st 10 day re-

monitoring for January was done on February 6th, 2026, for probe number GP-13; depth 87 feet showed 4.6% methane.

February 23rd, 2026 **(1150.1)** perimeter probe monitoring event produced no probes over 5% methane.

February 23rd and 24th, 2026 **(Title 27)** perimeter probe monitoring event produced one (1) probe over 5% methane. GP-15; depth 10 feet showed 8.1% methane, depth 40 feet showed 23.6% methane, depth 60 feet showed 12.1% methane, depth 90 feet showed 17.7% methane, and depth 115 feet showed 36.0% methane. The 1st 10-Day re-monitoring for the February 23rd and 24th, 2026 **(Title 27)** event was done on March 5th, 2026, for probe number GP-15; depth 10 feet showed 5.2% methane, depth 40 feet showed 19.8% methane, depth 60 feet showed 12.7% methane, depth 90 feet showed 18.2% methane, and depth 115 feet showed 26.4% methane. The 2nd 10-Day re-monitoring for the February 23rd and 24th, 2026 **(Title 27)** event was done on March 13th, 2026, for probe number GP-15; depth 10 feet showed 0.0% methane, depth 40 feet showed 4.8% methane, depth 60 feet showed 8.8% methane, depth 90 feet showed 0.0% methane, and depth 115 feet showed 0.0% methane.

March 24th, 2026 **(1150.1)** perimeter probe monitoring event produced no probes over 5% methane.

The following tables show new wells that were installed as part of the 45-day remediation for the above-mentioned probes during the reporting period. New wells and SVE well are planned for further installation and will be reported in the next quarterly report.

January 28th, 2026 **(1150.1)** GP-13 probe monitoring produced 62,550 $ppm_v$ methane at 87 feet.

November 23rd and 24th, 2026 **(Title 27)** GP-15 probe monitoring produced 67,950 $ppm_v$ methane at 10 feet, produced 220,500 $ppm_v$ methane at 40 feet, produced 103,900 $ppm_v$ at 60 feet, produced 146,000 $ppm_v$ at 90 feet, and produced 303,200 $ppm_v$ at 115 feet.

In the first quarter probe monitoring was performed in January, February, March 2026. The 14 multiple-depth probe analyses are reported in Table 7. Core group compound results are provided in Table 8. Field monitoring logs, analytical reports, and QA documentation will be maintained for a minimum of five years at the Chiquita Canyon Landfill.

# TABLE 1

## Instantaneous Monitoring Analysis

# TABLE 1

**Chiquita Canyon Landfill Rule 1150.1 1st Quarter Monitoring Report**

**January 2026 Chiquita Canyon Landfill Instantaneuous Surface Monitoring Reaction Area Sweep (1-7-26/1-8-26)**

| Grid | Flag | Latitiude | Longitude | Initial Date | Time | Initial Exceedance >500, 200-499 (PPM) | 10-Day Corrective Action | First Remonitoring Date (10-days) | Time | PPM | 2nd 10-Day Corrective Action | Second Remonitoring Date (10-days) | Time | PPM | 30-DayCorrective Action | 30 Day Remonitoring Date | Time | PPM |
|---|---|---|---|---|---|---|---|---|---|---|---|---|---|---|---|---|---|---|
| **Instantaneuous (Monthly)** | | | | | | | | | | | | | | | | | | |
| 53 | | | | 1/7/26 | | 903 | | | | | | | | | | | | |
| | Y67 | 34.435739 | -118.645509 | 1/7/26 | 1046 | 903 | Flow Increase | 1/14/26 | 0838 | 26.7 | | | | | Flow Increase | 2/6/26 | 0806 | 47.7 |
| 66 | | | | 1/8/26 | | 103 | | | | | | | | | | | | |
| 76 | | | | 1/8/26 | | 650 | | | | | | | | | | | | |
| | Y61 | 34.43624896 | -118.646255 | 1/8/26 | 0949 | 650 | Cover Compaction | 1/14/26 | 0751 | 20.4 | | | | | Cover Compaction | 2/5/26 | 0853 | 111 |
| | B61 | 34.43636698 | -118.646431 | 1/8/26 | 0948 | 325 | Flow Increase | 1/14/26 | 0750 | 19.1 | | | | | | | | |
| 77 | | | | 1/7/26 | | 47.66 | | | | | | | | | | | | |
| 78 | | | | 1/7/26 | | 109 | | | | | | | | | | | | |
| 79 | | | | 1/8/26 | | 230 | | | | | | | | | | | | |
| | B62 | 34.43723501 | -118.64545 | 1/8/26 | 0925 | 230 | Flow Increase | 1/14/26 | 0754 | 7.7 | | | | | | | | |
| 80 | | | | 1/8/26 | | 23.45 | | | | | | | | | | | | |
| 81 | | | | 1/7/26 | | 127 | | | | | | | | | | | | |
| 82 | | | | 1/7/26 | | 120 | | | | | | | | | | | | |
| 83 | | | | 1/7/26 | | 537 | | | | | | | | | | | | |
| | Y66 | 34.43386598 | -118.645617 | 1/7/26 | 1024 | 537 | Flow Increase | 1/14/26 | 0837 | 34.1 | | | | | Flow Increase | 2/6/26 | 0800 | 42.4 |
| 88 | | | | 1/8/26 | | 42.10 | | | | | | | | | | | | |
| 89 | | | | 1/7/26 | | 1,718 | | | | | | | | | | | | |
| | Y63 | 34.43256796 | -118.646164 | 1/7/26 | 0933 | 1,718 | Cover Compaction; Flow Increase | 1/14/26 | 0833 | 17.6 | | | | | Cover Compaction; Flow Increase | 2/6/26 | 0809 | 15.5 |
| 90 | | | | 1/7/26 | | 116 | | | | | | | | | | | | |
| 96 | | | | 1/7/26 | | 29.33 | | | | | | | | | | | | |
| 99 | | | | 1/8/26 | | 5.10 | | | | | | | | | | | | |
| 145 | | | | 1/7/26 | | 39.20 | | | | | | | | | | | | |
| 146 | | | | 1/8/26 | | Active Construction | | | | | | | | | | | | |
| 147 | | | | 1/8/26 | | Active Construction | | | | | | | | | | | | |
| 148 | | | | 1/7/26 | | 55.50 | | | | | | | | | | | | |
| 149 | | | | 1/7/26 | | 119 | | | | | | | | | | | | |
| 150 | | | | 1/7/26 | | 172 | | | | | | | | | | | | |
| 151 | | | | 1/8/26 | | Active Construction | | | | | | | | | | | | |
| 152 | | | | 1/8/26 | | Active Construction | | | | | | | | | | | | |
| 153 | | | | 1/7/26 | | 51.40 | | | | | | | | | | | | |
| 154 | | | | 1/7/26 | | 82.11 | | | | | | | | | | | | |
| 155 | | | | 1/7/26 | | 1,013 | | | | | | | | | | | | |
| | Y65 | 34.43380899 | -118.646241 | 1/7/26 | 1018 | 1,013 | Cover Compaction | 1/14/26 | 0836 | 23.7 | | | | | Cover Compaction | 2/6/26 | 0738 | 63.4 |
| 156 | | | | 1/7/26 | | 609 | | | | | | | | | | | | |
| | Y26 | 34.43568503 | -118.648414 | 1/7/26 | 0956 | 609 | Cover Repaired | 1/14/26 | 0759 | 11.8 | | | | | Cover Repaired | 2/6/26 | 0813 | 7.7 |
| 157 | | | | 1/7/26 | | 88.17 | | | | | | | | | | | | |
| 158 | | | | 1/7/26 | | 119 | | | | | | | | | | | | |
| 159 | | | | 1/7/26 | | 72.46 | | | | | | | | | | | | |
| 160 | | | | 1/7/26 | | 667 | | | | | | | | | | | | |
| | Y64 | 34.43360003 | -118.647678 | 1/7/26 | 1003 | 667 | Boot Repaired | 1/14/26 | 0836 | 16.0 | | | | | Boot Repaired | 2/6/26 | 0755 | 11.0 |
| 161 | | | | 1/7/26 | | 55.50 | | | | | | | | | | | | |
| 162 | | | | 1/8/26 | | 32.40 | | | | | | | | | | | | |
| 163 | | | | 1/7/26 | | 768 | | | | | | | | | | | | |
| | Y62 | 34.43275899 | -118.647901 | 1/7/26 | 0918 | 768 | Flow Increase | 1/14/26 | 0830 | 23.2 | | | | | Flow Increase | 2/6/26 | 0751 | 21.1 |
| 164 | | | | 1/7/26 | | 541 | | | | | | | | | | | | |
| | Y61 | 34.43262203 | -118.648837 | 1/7/26 | 0902 | 541 | Flow Increase | 1/14/26 | 0827 | 11.3 | | | | | Flow Increase | 2/6/26 | 0748 | 17.9 |
| 165 | | | | 1/7/26 | | 117 | | | | | | | | | | | | |
| 166 | | | | 1/7/26 | | 116 | | | | | | | | | | | | |
| 167 | | | | 1/7/26 | | 147 | | | | | | | | | | | | |
| 168 | | | | 1/7/26 | | 109 | | | | | | | | | | | | |
| 169 | | | | 1/7/26 | | 122 | | | | | | | | | | | | |
| 170 | | | | 1/7/26 | | 127 | | | | | | | | | | | | |
| 171 | | | | 1/7/26 | | 116 | | | | | | | | | | | | |
| 172 | | | | 1/7/26 | | 46.03 | | | | | | | | | | | | |
| 173 | | | | 1/7/26 | | 1,100 | | | | | | | | | | | | |
| | Y24 | 34.43446998 | -118.649704 | 1/7/26 | 0931 | 600 | Flow Increase | 1/14/26 | 0822 | 16.8 | | | | | Flow Increase | 2/6/26 | 0834 | 153 |
| | Y25 | 34.43452598 | -118.649679 | 1/7/26 | 0934 | 1,100 | Flow Increase | 1/14/26 | 0821 | 15.1 | | | | | Flow Increase | 2/6/26 | 0833 | 488 |
| 174 | | | | 1/7/26 | | 110 | | | | | | | | | | | | |
| 175 | | | | 1/7/26 | | 163 | | | | | | | | | | | | |
| 176 | | | | 1/7/26 | | 1,248 | | | | | | | | | | | | |
| | Y21 | 34.43509804 | -118.649619 | 1/7/26 | 0848 | 797 | Boot Repaired | 1/14/26 | 0819 | 16.7 | | | | | Boot Repaired | 2/6/26 | 0831 | 32.3 |

**TABLE 1**

| | | | | | | | | | | | | | | | | | | |
|---|---|---|---|---|---|---|---|---|---|---|---|---|---|---|---|---|---|---|
| | Y22 | 34.43488397 | -118.649816 | 1/7/26 | 0854 | 1,248 | Flow Increase | 1/14/26 | 0820 | 4.9 | | | | | Flow Increase | 2/6/26 | 0830 | 5.7 |
| 177 | | | | 1/7/26 | | 47.11 | | | | | | | | | | | | |
| 178 | | | | 1/7/26 | | 115 | | | | | | | | | | | | |
| 179 | | | | 1/7/26 | | 115 | | | | | | | | | | | | |
| 180 | | | | 1/7/26 | | 2,131 | | | | | | | | | | | | |
| | Y42 | 34.43531698 | -118.650473 | 1/7/26 | 0947 | 2,131 | Flow Increase | 1/14/26 | 0815 | 12.4 | | | | | Flow Increase | 2/6/26 | 0827 | 432 |
| 181 | | | | 1/7/26 | | 144 | | | | | | | | | | | | |
| 182 | | | | 1/7/26 | | 138 | | | | | | | | | | | | |
| 183 | | | | 1/7/26 | | 83,274 | | | | | | | | | | | | |
| | Y41 | 34.43546902 | -118.650769 | 1/7/26 | 0941 | 714 | Cover Compaction | 1/14/26 | 0814 | 19.6 | | | | | Cover Compaction | 2/6/26 | 0826 | 7.4 |
| | Y43 | 34.43616799 | -118.650525 | 1/7/26 | 0953 | 2,408 | Boot Repaired | 1/14/26 | 0812 | 11.3 | | | | | Boot Repaired | 2/6/26 | 0823 | 5.9 |
| | Y44 | 34.436184 | -118.650222 | 1/7/26 | 1008 | 83,274 | Boot Repaired; Flow Increase | 1/14/26 | 0811 | 10.1 | | | | | Boot Repaired; Flow Increase | 2/6/26 | 0822 | 6.0 |
| 184 | | | | 1/7/26 | | 89,095 | | | | | | | | | | | | |
| | Y45 | 34.43622096 | -118.649699 | 1/7/26 | 1021 | 18,036 | Cover Repaired | 1/14/26 | 0809 | 10.8 | | | | | Cover Repaired | 2/6/26 | 0821 | 5.9 |
| | Y46 | 34.43616204 | -118.649388 | 1/7/26 | 1027 | 89,095 | Flow Increase | 1/14/26 | 0803 | 13.9 | | | | | Flow Increase | 2/6/26 | 0820 | 6.2 |
| 185 | | | | 1/7/26 | | 96,075 | | | | | | | | | | | | |
| | Y47 | 34.43615198 | -118.649056 | 1/7/26 | 1048 | 981 | Boot Repaired; Flow Increase | 1/14/26 | 0802 | 11.3 | | | | | Boot Repaired; Flow Increase | 2/6/26 | 0815 | 7.3 |
| | Y48 | 34.43676897 | -118.648943 | 1/7/26 | 1053 | 3,399 | Flow Increase | 1/14/26 | 0807 | 13.0 | | | | | Flow Increase | 2/6/26 | 0817 | 12.4 |
| | Y49 | 34.43661701 | -118.64925 | 1/7/26 | 1055 | 96,075 | Flow Increase | 1/14/26 | 0805 | 31.4 | | | | | Flow Increase | 2/6/26 | 0818 | 6.3 |
| 186 | | | | 1/7/26 | | 111 | | | | | | | | | | | | |
| 187 | | | | 1/7/26 | | 96.27 | | | | | | | | | | | | |
| 188 | | | | 1/7/26 | | 141 | | | | | | | | | | | | |
| 189 | | | | 1/7/26 | | 103 | | | | | | | | | | | | |
| 190 | | | | 1/7/26 | | 42.45 | | | | | | | | | | | | |
| 191 | | | | 1/7/26 | | 43.44 | | | | | | | | | | | | |
| 192 | | | | 1/7/26 | | 115 | | | | | | | | | | | | |
| 193 | | | | 1/7/26 | | 106 | | | | | | | | | | | | |
| 194 | | | | 1/7/26 | | 114 | | | | | | | | | | | | |
| 195 | | | | 1/8/26 | | 16.20 | | | | | | | | | | | | |
| 196 | | | | 1/8/26 | | 28.30 | | | | | | | | | | | | |
| 197 | | | | 1/8/26 | | 14.70 | | | | | | | | | | | | |
| 198 | | | | 1/8/26 | | 21.50 | | | | | | | | | | | | |
| 199 | | | | 1/8/26 | | 26.10 | | | | | | | | | | | | |
| 200 | | | | 1/7/26 | | 132 | | | | | | | | | | | | |
| 201 | | | | 1/7/26 | | 115 | | | | | | | | | | | | |
| 202 | | | | 1/7/26 | | 506 | | | | | | | | | | | | |
| | Y23 | 34.43401602 | -118.651326 | 1/7/26 | 0913 | 506 | Flow Increase | 1/14/26 | 0824 | 26.3 | | | | | Flow Increase | 2/6/26 | 0846 | 9.6 |
| 203 | | | | 1/7/26 | | 101 | | | | | | | | | | | | |
| 204 | | | | 1/7/26 | | 112 | | | | | | | | | | | | |
| 205 | | | | 1/7/26 | | 93.42 | | | | | | | | | | | | |
| 206 | | | | 1/7/26 | | 96.42 | | | | | | | | | | | | |
| 207 | | | | 1/7/26 | | 57.88 | | | | | | | | | | | | |
| 208 | | | | 1/7/26 | | 172 | | | | | | | | | | | | |
| 209 | | | | 1/7/26 | | 133 | | | | | | | | | | | | |
| 210 | | | | 1/8/26 | | 12.42 | | | | | | | | | | | | |
| 211 | | | | 1/8/26 | | 225 | | | | | | | | | | | | |
| | B1 | 34.43156096 | -118.65007 | 1/8/26 | 0857 | 225 | Flow Increase | 1/14/26 | 0847 | 6.8 | | | | | | | | |
| 212 | | | | 1/8/26 | | 7.31 | | | | | | | | | | | | |
| 213 | | | | 1/8/26 | | 6.25 | | | | | | | | | | | | |
| 214 | | | | 1/8/26 | | 200 | | | | | | | | | | | | |
| | B2 | 34.43109702 | -118.650228 | 1/8/26 | 0907 | 200 | Flow Increase | 1/14/26 | 0849 | 29.3 | | | | | | | | |
| 215 | | | | 1/8/26 | | 500 | | | | | | | | | | | | |
| | Y1 | 34.43115704 | -118.650633 | 1/8/26 | 0923 | 500 | Cover Compaction | 1/14/26 | 0850 | 448 | | | | | Cover Compaction | 2/5/26 | 1010 | 146 |
| 216 | | | | 1/8/26 | | 11.40 | | | | | | | | | | | | |
| 217 | | | | 1/8/26 | | 16.90 | | | | | | | | | | | | |

# TABLE 1

**Chiquita Canyon Landfill Rule 1150.1 1st Quarter Monitoring Report**

**January 2026 Chiquita Canyon Landfill Instantaneous Surface Monitoring Reaction Area Sweep (1-15-26/1-16-26)**

| Grid | Flag | Latitiude | Longitude | Initial Date | Time | Initial Exceedance >500, 200-499 (PPM) | 10-Day Corrective Action | First Remonitoring Date (10-days) | Time | PPM | 2nd 10-Day Corrective Action | Second Remonitoring Date (10-days) | Time | PPM | 30-DayCorrective Action | 30 Day Remonitoring Date | Time | PPM |
|---|---|---|---|---|---|---|---|---|---|---|---|---|---|---|---|---|---|---|
| **Instantaneuous (Monthly)** | | | | | | | | | | | | | | | | | | |
| 53 | | | | 1/16/26 | | 6.05 | | | | | | | | | | | | |
| 66 | | | | 1/16/26 | | 5.03 | | | | | | | | | | | | |
| 76 | | | | 1/16/26 | | 14.01 | | | | | | | | | | | | |
| 77 | | | | 1/16/26 | | 5.09 | | | | | | | | | | | | |
| 78 | | | | 1/16/26 | | 3.20 | | | | | | | | | | | | |
| 79 | | | | 1/16/26 | | 110 | | | | | | | | | | | | |
| 80 | | | | 1/16/26 | | 5.06 | | | | | | | | | | | | |
| 81 | | | | 1/16/26 | | 8.09 | | | | | | | | | | | | |
| 82 | | | | 1/16/26 | | 20.08 | | | | | | | | | | | | |
| 83 | | | | 1/16/26 | | 14.30 | | | | | | | | | | | | |
| 88 | | | | 1/16/26 | | 33.02 | | | | | | | | | | | | |
| 89 | | | | 1/16/26 | | 60.30 | | | | | | | | | | | | |
| 90 | | | | 1/16/26 | | 22.09 | | | | | | | | | | | | |
| 96 | | | | 1/16/26 | | 3.11 | | | | | | | | | | | | |
| 99 | | | | 1/16/26 | | 6.70 | | | | | | | | | | | | |
| 145 | | | | 1/16/26 | | 116.00 | | | | | | | | | | | | |
| 146 | | | | 1/16/26 | | Active Construction | | | | | | | | | | | | |
| 147 | | | | 1/16/26 | | Active Construction | | | | | | | | | | | | |
| 148 | | | | 1/16/26 | | 4.01 | | | | | | | | | | | | |
| 149 | | | | 1/16/26 | | 1,424 | | | | | | | | | | | | |
| | Y12 | 34.43434903 | -118.645762 | 1/16/26 | 0934 | 1,424 | Flow Increase | 1/26/26 | 0949 | 96.03 | | | | | Flow Increase | 2/12/25 | 0948 | 7.93 |
| 150 | | | | 1/16/26 | | 5.25 | | | | | | | | | | | | |
| 151 | | | | 1/16/26 | | Active Construction | | | | | | | | | | | | |
| 152 | | | | 1/16/26 | | Active Construction | | | | | | | | | | | | |
| 153 | | | | 1/16/26 | | 5.08 | | | | | | | | | | | | |
| 154 | | | | 1/16/26 | | 4.01 | | | | | | | | | | | | |
| 155 | | | | 1/16/26 | | 16.66 | | | | | | | | | | | | |
| 156 | | | | 1/16/26 | | 19.25 | | | | | | | | | | | | |
| 157 | | | | 1/16/26 | | 7.28 | | | | | | | | | | | | |
| 158 | | | | 1/16/26 | | 5.05 | | | | | | | | | | | | |
| 159 | | | | 1/16/26 | | 3.09 | | | | | | | | | | | | |
| 160 | | | | 1/16/26 | | 18.19 | | | | | | | | | | | | |
| 161 | | | | 1/16/26 | | 10,157 | | | | | | | | | | | | |
| | Y4 | 34.43285697 | -118.647684 | 1/16/26 | 0952 | 10,157 | Flow Increase | 1/26/26 | 1026 | 34.20 | | | | | Flow Increase | 2/12/25 | 0924 | 9.83 |
| 162 | | | | 1/16/26 | | 610 | | | | | | | | | | | | |
| | Y3 | 34.43210696 | -118.646733 | 1/16/26 | 0932 | 610 | Flow Increase | 1/26/26 | 1043 | 331 | | | | | Flow Increase | 2/12/25 | 0930 | 132 |
| 163 | | | | 1/16/26 | | 11.50 | | | | | | | | | | | | |
| 164 | | | | 1/16/26 | | 10.17 | | | | | | | | | | | | |
| 165 | | | | 1/16/26 | | 18.19 | | | | | | | | | | | | |
| 166 | | | | 1/16/26 | | 11.17 | | | | | | | | | | | | |
| 167 | | | | 1/16/26 | | 3.05 | | | | | | | | | | | | |
| 168 | | | | 1/16/26 | | 8.03 | | | | | | | | | | | | |
| 169 | | | | 1/16/26 | | 7.08 | | | | | | | | | | | | |
| 170 | | | | 1/16/26 | | 30.02 | | | | | | | | | | | | |
| 171 | | | | 1/16/26 | | 4.09 | | | | | | | | | | | | |
| 172 | | | | 1/16/26 | | 1.99 | | | | | | | | | | | | |
| 173 | | | | 1/16/26 | | 275 | | | | | | | | | | | | |
| | B45 | 34.434386 | -118.64951 | 1/16/26 | 0954 | 275 | Flow Increase | 1/26/26 | 1031 | 105 | | | | | | | | |
| 174 | | | | 1/16/26 | | 3.76 | | | | | | | | | | | | |
| 175 | | | | 1/16/26 | | 18.17 | | | | | | | | | | | | |
| 176 | | | | 1/16/26 | | 5.03 | | | | | | | | | | | | |
| 177 | | | | 1/16/26 | | 860 | | | | | | | | | | | | |
| | Y30 | 34.43517901 | -118.6489 | 1/16/26 | 0947 | 860 | Flow Increase | 1/26/26 | 1033 | 103 | | | | | Flow Increase | 2/12/25 | 0807 | 340 |
| 178 | | | | 1/16/26 | | 17.20 | | | | | | | | | | | | |
| 179 | | | | 1/16/26 | | 8.09 | | | | | | | | | | | | |
| 180 | | | | 1/16/26 | | 6.09 | | | | | | | | | | | | |
| 181 | | | | 1/15/26 | | 19.17 | | | | | | | | | | | | |
| 182 | | | | 1/15/26 | | 18.30 | | | | | | | | | | | | |
| 183 | | | | 1/15/26 | | 17.20 | | | | | | | | | | | | |
| 184 | | | | 1/15/26 | | 16.17 | | | | | | | | | | | | |
| 185 | | | | 1/15/26 | | 20.22 | | | | | | | | | | | | |

**TABLE 1**

| | | | | | | | | | | | | | | | | | | |
|---|---|---|---|---|---|---|---|---|---|---|---|---|---|---|---|---|---|---|
| 186 | | | | 1/15/26 | | 9.08 | | | | | | | | | | | | |
| 187 | | | | 1/15/26 | | 20.31 | | | | | | | | | | | | |
| 188 | | | | 1/15/26 | | 28.05 | | | | | | | | | | | | |
| 189 | | | | 1/15/26 | | 30.19 | | | | | | | | | | | | |
| 190 | | | | 1/15/26 | | 20.18 | | | | | | | | | | | | |
| 191 | | | | 1/15/26 | | 23.20 | | | | | | | | | | | | |
| 192 | | | | 1/15/26 | | 19.17 | | | | | | | | | | | | |
| 193 | | | | 1/15/26 | | 11.06 | | | | | | | | | | | | |
| 194 | | | | 1/16/26 | | 2.78 | | | | | | | | | | | | |
| 195 | | | | 1/16/26 | | 3.70 | | | | | | | | | | | | |
| 196 | | | | 1/16/26 | | 65.30 | | | | | | | | | | | | |
| 197 | | | | 1/16/26 | | 5.29 | | | | | | | | | | | | |
| 198 | | | | 1/16/26 | | 16.03 | | | | | | | | | | | | |
| 199 | | | | 1/16/26 | | 5.67 | | | | | | | | | | | | |
| 200 | | | | 1/16/26 | | 14.20 | | | | | | | | | | | | |
| 201 | | | | 1/16/26 | | 10.09 | | | | | | | | | | | | |
| 202 | | | | 1/16/26 | | 6.07 | | | | | | | | | | | | |
| 203 | | | | 1/16/26 | | 12.09 | | | | | | | | | | | | |
| 204 | | | | 1/16/26 | | 7.05 | | | | | | | | | | | | |
| 205 | | | | 1/16/26 | | 10.02 | | | | | | | | | | | | |
| 206 | | | | 1/16/26 | | 11.00 | | | | | | | | | | | | |
| 207 | | | | 1/16/26 | | 20.25 | | | | | | | | | | | | |
| 208 | | | | 1/16/26 | | 19.14 | | | | | | | | | | | | |
| 209 | | | | 1/16/26 | | 30.17 | | | | | | | | | | | | |
| 210 | | | | 1/16/26 | | 1,352 | | | | | | | | | | | | |
| | Y2 | 34.43173396 | -118.650752 | 1/16/26 | 0907 | 1,352 | Flow Increase | 1/26/26 | 1053 | 6.42 | | | | | Flow Increase | 2/12/25 | 0859 | 69.71 |
| 211 | | | | 1/16/26 | | 12.06 | | | | | | | | | | | | |
| 212 | | | | 1/16/26 | | 12.01 | | | | | | | | | | | | |
| 213 | | | | 1/16/26 | | 5.97 | | | | | | | | | | | | |
| 214 | | | | 1/16/26 | | 4.31 | | | | | | | | | | | | |
| 215 | | | | 1/16/26 | | 1,172 | | | | | | | | | | | | |
| | Y1 | 34.43118 | -118.650624 | 1/16/26 | 0901 | 1,172 | Flow Increase | 1/26/26 | 1056 | 15.43 | | | | | Flow Increase | 2/12/25 | 0858 | 125 |
| 216 | | | | 1/16/26 | | 5.11 | | | | | | | | | | | | |
| 217 | | | | 1/16/26 | | 4.23 | | | | | | | | | | | | |

# TABLE 1

**Chiquita Canyon Landfill Rule 1150.1 1st Quarter Monitoring Report**

**January 2026 Chiquita Canyon Landfill Instantaneous Surface Monitoring Full Site Sweep (1-26-26/1-27-26/1-28-26)**

| Grid | Flag | Latitiude | Longitude | Initial Date | Time | Initial Exceedance >500, 200-499 (PPM) | 10-Day Corrective Action | First Remonitoring Date (10-days) | Time | PPM | 2nd 10-Day Corrective Action | Second Remonitoring Date (10-days) | Time | PPM | 30-DayCorrective Action | 30 Day Remonitoring Date | Time | PPM |
|---|---|---|---|---|---|---|---|---|---|---|---|---|---|---|---|---|---|---|
| **Instantaneous (Monthly)** | | | | | | | | | | | | | | | | | | |
| 1 | | | | 1/28/26 | | 8.25 | | | | | | | | | | | | |
| 2 | | | | 1/28/26 | | 7.13 | | | | | | | | | | | | |
| 3 | | | | 1/27/26 | | 4.32 | | | | | | | | | | | | |
| 4 | | | | 1/27/26 | | 5.69 | | | | | | | | | | | | |
| 5 | | | | 1/27/26 | | 4.75 | | | | | | | | | | | | |
| 6 | | | | 1/28/26 | | Construction Area | | | | | | | | | | | | |
| 7 | | | | 1/28/26 | | Construction Area | | | | | | | | | | | | |
| 8 | | | | 1/28/26 | | Construction Area | | | | | | | | | | | | |
| 9 | | | | 1/28/26 | | Construction Area | | | | | | | | | | | | |
| 10 | | | | 1/28/26 | | 5.15 | | | | | | | | | | | | |
| 11 | | | | 1/27/26 | | 3.75 | | | | | | | | | | | | |
| 12 | | | | 1/27/26 | | 4.89 | | | | | | | | | | | | |
| 13 | | | | 1/28/26 | | Construction Area | | | | | | | | | | | | |
| 14 | | | | 1/27/26 | | 4.32 | | | | | | | | | | | | |
| 15 | | | | 1/27/26 | | 5.18 | | | | | | | | | | | | |
| 16 | | | | 1/27/26 | | 3.69 | | | | | | | | | | | | |
| 17 | | | | 1/27/26 | | 4.54 | | | | | | | | | | | | |
| 18 | | | | 1/27/26 | | 5.62 | | | | | | | | | | | | |
| 19 | | | | 1/27/26 | | 4.31 | | | | | | | | | | | | |
| 20 | | | | 1/27/26 | | 4.17 | | | | | | | | | | | | |
| 21 | | | | 1/28/26 | | 5.32 | | | | | | | | | | | | |
| 22 | | | | 1/28/26 | | 6.10 | | | | | | | | | | | | |
| 23 | | | | 1/28/26 | | 5.25 | | | | | | | | | | | | |
| 24 | | | | 1/27/26 | | 4.70 | | | | | | | | | | | | |
| 25 | | | | 1/27/26 | | 4.60 | | | | | | | | | | | | |
| 26 | | | | 1/27/26 | | 4.56 | | | | | | | | | | | | |
| 27 | | | | 1/27/26 | | 4.62 | | | | | | | | | | | | |
| 28A | | | | 1/27/26 | | 4.63 | | | | | | | | | | | | |
| 29 | | | | 1/28/26 | | 4.75 | | | | | | | | | | | | |
| 30 | | | | 1/27/26 | | 1,000 | | | | | | | | | | | | |
| | Y23 | 34.43371603 | -118.645097 | 1/27/26 | 0934 | 1,000 | Cover Compaction | 2/4/26 | 0752 | 18.59 | | | | | Cover Compaction | 2/26/26 | 0809 | 104 |
| | Y24 | 34.433567 | -118.645145 | 1/27/26 | 0938 | 650 | Flow Increase | 2/4/26 | 0753 | 31.66 | | | | | Flow Increase | 2/26/26 | 0808 | 4.6 |
| 31 | | | | 1/27/26 | | 44.30 | | | | | | | | | | | | |
| 32 | | | | 1/27/26 | | 940 | | | | | | | | | | | | |
| | Y21 | 34.43455003 | -118.644784 | 1/27/26 | 0928 | 940 | Flow Increase | 2/4/26 | 0740 | 210 | | | | | Flow Increase | 2/26/26 | 0803 | 44.2 |
| 33 | | | | 1/27/26 | | 1,200 | | | | | | | | | | | | |
| | Y22 | 34.43400303 | -118.644846 | 1/27/26 | 0933 | 1,200 | Cover Compaction | 2/4/26 | 0750 | 413 | | | | | Cover Compaction | 2/26/26 | 0807 | 18.3 |
| 34 | | | | 1/27/26 | | 700 | | | | | | | | | | | | |
| | Y25 | 34.43340297 | -118.64455 | 1/27/26 | 0945 | 700 | Flow Increase | 2/4/26 | 0800 | 9.13 | | | | | Flow Increase | 2/26/26 | 0806 | 11.1 |
| 35 | | | | 1/27/26 | | 22.30 | | | | | | | | | | | | |
| 36 | | | | 1/27/26 | | 800 | | | | | | | | | | | | |
| | Y27 | 34.43447904 | -118.643879 | 1/27/26 | 0929 | 800 | Flow Increase | 2/4/26 | 0742 | 34.08 | | | | | Flow Increase | 2/26/26 | 0802 | 303 |
| 37 | | | | 1/27/26 | | 19.30 | | | | | | | | | | | | |
| 38 | | | | 1/28/26 | | 10,000 | | | | | | | | | | | | |
| | Y21 | 34.43358402 | -118.643344 | 1/28/26 | 0958 | 10,000 | Cover Compaction; Flow Increase | 2/5/26 | 0935 | 328 | | | | | Cover Compaction; Flow Increase | 2/26/26 | 0752 | 467 |
| | Y22 | 34.43332401 | -118.643412 | 1/28/26 | 1002 | 1,400 | Cover Compaction | 2/5/26 | 0938 | 75.67 | | | | | Cover Compaction | 2/26/26 | 0751 | 371 |
| | Y23 | 34.43329199 | -118.643862 | 1/28/26 | 1133 | 10,000 | Cover Compaction | 2/5/26 | 0939 | 23.10 | | | | | Cover Compaction | 2/26/26 | 0750 | 179 |
| 39 | | | | 1/27/26 | | 27.40 | | | | | | | | | | | | |
| 40 | | | | 1/27/26 | | 16.10 | | | | | | | | | | | | |
| 41 | | | | 1/27/26 | | 620 | | | | | | | | | | | | |
| | Y28 | 34.43446202 | -118.643064 | 1/27/26 | 1035 | 620 | Flow Increase | 2/4/26 | 0745 | 12.36 | | | | | Flow Increase | 2/26/26 | 0759 | 30.2 |
| 42 | | | | 1/27/26 | | 2,000 | | | | | | | | | | | | |
| | Y29 | 34.43376004 | -118.642391 | 1/27/26 | 1123 | 2,000 | Cover Compaction | 2/4/26 | 0834 | 409 | | | | | Cover Compaction | 2/26/26 | 0827 | 14.4 |
| 43 | | | | 1/27/26 | | 900 | | | | | | | | | | | | |
| | Y30 | 34.43316903 | -118.642454 | 1/27/26 | 1131 | 900 | Cover Compaction | 2/4/26 | 0842 | 64.11 | | | | | Cover Compaction | 2/26/26 | 0827 | 14.4 |
| 44 | | | | 1/26/26 | | 6.30 | | | | | | | | | | | | |
| 45 | | | | 1/27/26 | | 1,698 | | | | | | | | | | | | |
| | Y3 | 34.43449798 | -118.641611 | 1/27/26 | 1000 | 1,082 | Cover Compaction | 2/4/26 | 0811 | 126 | | | | | Cover Compaction | 2/26/26 | 0816 | 77.1 |
| | Y4 | 34.43498899 | -118.641762 | 1/27/26 | 1005 | 1,698 | Flow Increase | 2/4/26 | 0810 | 281 | | | | | Flow Increase | 2/26/26 | 0815 | 411 |
| 46 | | | | 1/27/26 | | 36.45 | | | | | | | | | | | | |
| 47 | | | | 1/27/26 | | 4,795 | | | | | | | | | | | | |

# TABLE 1

| | | | | | | | | | | | | | | | | | | | |
|---|---|---|---|---|---|---|---|---|---|---|---|---|---|---|---|---|---|---|---|
| | Y5 | 34.433811 | -118.641247 | 1/27/26 | 1010 | 4,975 | Flow Increase | 2/4/26 | 0815 | 479 | | | | | Flow Increase | 2/26/26 | 0834 | 37.9 |
| | Y8 | 34.43357999 | -118.642011 | 1/27/26 | 1110 | 578 | Flow Increase | 2/4/26 | 0818 | 73.06 | | | | | Flow Increase | 2/26/26 | 0822 | 13.7 |
| | Y9 | 34.433609 | -118.641512 | 1/27/26 | 1118 | 1,650 | Flow Increase | 2/4/26 | 0816 | 105 | | | | | Flow Increase | 2/26/26 | 0822 | 33.4 |
| 48 | | | | 1/27/26 | | 1,048 | | | | | | | | | | | | |
| | Y1 | 34.43472899 | -118.641201 | 1/27/26 | 0944 | 1,048 | Cover Compaction | 2/4/26 | 0845 | 167 | | | | | Cover Compaction | 2/26/26 | 0837 | 5.2 |
| | Y2 | 34.43364998 | -118.640873 | 1/27/26 | 0950 | 875 | Cover Compaction; Flow Increase | 2/4/26 | 0813 | 109 | | | | | Cover Compaction; Flow Increase | 2/26/26 | 0833 | 12.6 |
| 49 | | | | 1/27/26 | | 38.90 | | | | | | | | | | | | |
| 50 | | | | 1/27/26 | | 1,300 | | | | | | | | | | | | |
| | Y26 | 34.43264298 | -118.643213 | 1/27/26 | 1012 | 1,300 | Flow Increase | 2/4/26 | 0830 | 421 | | | | | Flow Increase | 2/26/26 | 0830 | 470 |
| 51 | | | | 1/27/26 | | 2,480 | | | | | | | | | | | | |
| | Y6 | 34.43285001 | -118.642227 | 1/27/26 | 1043 | 2,480 | Flow Increase | 2/4/26 | 0840 | 80.67 | | | | | Flow Increase | 2/26/26 | 0825 | 20.9 |
| 52 | | | | 1/27/26 | | 650 | | | | | | | | | | | | |
| | Y7 | 34.43313701 | -118.641692 | 1/27/26 | 1049 | 650 | Flow Increase | 2/4/26 | 0820 | 61.36 | | | | | Flow Increase | 2/26/26 | 0823 | 27.6 |
| 53 | | | | 1/26/26 | | 41.62 | | | | | | | | | | | | |
| 54 | | | | 1/26/26 | | 3.60 | | | | | | | | | | | | |
| 55 | | | | 1/26/26 | | 53.20 | | | | | | | | | | | | |
| 56 | | | | 1/26/26 | | 8.20 | | | | | | | | | | | | |
| 57 | | | | 1/26/26 | | 17.80 | | | | | | | | | | | | |
| 58 | | | | 1/26/26 | | 4.30 | | | | | | | | | | | | |
| 59 | | | | 1/26/26 | | 18.20 | | | | | | | | | | | | |
| 60 | | | | 1/26/26 | | 22.10 | | | | | | | | | | | | |
| 61 | | | | 1/26/26 | | 50.40 | | | | | | | | | | | | |
| 62 | | | | 1/26/26 | | 12.60 | | | | | | | | | | | | |
| 63 | | | | 1/26/26 | | 18.30 | | | | | | | | | | | | |
| 64 | | | | 1/26/26 | | 5.40 | | | | | | | | | | | | |
| 65 | | | | 1/26/26 | | 19.20 | | | | | | | | | | | | |
| 66 | | | | 1/26/26 | | 83.2 | | | | | | | | | | | | |
| 67 | | | | 1/26/26 | | 233 | | | | | | | | | | | | |
| | B101 | 34.43623102 | -118.644877 | 1/26/26 | 0933 | 233 | Flow Increase | 2/5/26 | 0738 | 17.77 | | | | | | | | |
| 68 | | | | 1/26/26 | | 10,000 | | | | | | | | | | | | |
| | Y102 | 34.43627201 | -118.645287 | 1/26/26 | 0940 | 10,000 | Flow Increase | 2/5/26 | 0740 | 37.61 | | | | | Flow Increase | 2/25/25 | 0818 | 10.9 |
| 69 | | | | 1/26/26 | | 797 | | | | | | | | | | | | |
| | Y103 | 34.43674198 | -118.643545 | 1/26/26 | 1000 | 797 | Flow Increase | 2/5/26 | 0737 | 386 | | | | | Flow Increase | 2/25/25 | 0825 | 7.1 |
| 70 | | | | 1/26/26 | | 10.03 | | | | | | | | | | | | |
| 71 | | | | 1/26/26 | | 11.20 | | | | | | | | | | | | |
| 72 | | | | 1/26/26 | | 21.18 | | | | | | | | | | | | |
| 73 | | | | 1/26/26 | | 37.19 | | | | | | | | | | | | |
| 74 | | | | 1/26/26 | | 24.60 | | | | | | | | | | | | |
| 75 | | | | 1/26/26 | | 39.75 | | | | | | | | | | | | |
| 76 | | | | 1/26/26 | | 200 | | | | | | | | | | | | |
| | B23 | 34.43638097 | -118.645988 | 1/26/26 | 1145 | 200 | Flow Increase | 2/5/26 | 0744 | 38.66 | | | | | | | | |
| 77 | | | | 1/26/26 | | 962 | | | | | | | | | | | | |
| | Y27 | 34.43696301 | -118.646739 | 1/26/26 | 1005 | 562 | Pipe Repaired | 2/5/26 | 0750 | 10.19 | | | | | Pipe Repaired | 2/25/25 | 0822 | 22.3 |
| | Y28 | 34.43734104 | -118.646782 | 1/26/26 | 1030 | 962 | Cover Compaction | 2/5/26 | 0752 | 22.15 | | | | | Cover Compaction | 2/25/25 | 0821 | 16.2 |
| 78 | | | | 1/26/26 | | 5,623 | | | | | | | | | | | | |
| | Y29 | 34.43730097 | -118.645778 | 1/26/26 | 1052 | 5,623 | Flow Increase | 2/5/26 | 0756 | 13.12 | | | | | Flow Increase | 2/26/26 | 0819 | 51.4 |
| | B22 | 34.43732997 | -118.645883 | 1/26/26 | 1046 | 200 | Flow Increase | 2/5/26 | 0755 | 21.14 | | | | | | | | |
| 79 | | | | 1/26/26 | | 45.60 | | | | | | | | | | | | |
| 80 | | | | 1/26/26 | | 39.10 | | | | | | | | | | | | |
| 81 | | | | 1/26/26 | | 51.00 | | | | | | | | | | | | |
| 82 | | | | 1/26/26 | | 1,200 | | | | | | | | | | | | |
| | Y61 | 34.43426304 | -118.645669 | 1/26/26 | 0926 | 1,200 | Cover Compaction; Flow Increase | 2/5/26 | 0745 | 34.68 | | | | | Cover Compaction; Flow Increase | 2/25/25 | 0751 | 47.7 |
| 83 | | | | 1/26/26 | | 325 | | | | | | | | | | | | |
| | B61 | 34.43380203 | -118.646282 | 1/26/26 | 0934 | 325 | Flow Increase | 2/5/26 | 0747 | 88.17 | | | | | | | | |
| 84 | | | | 1/26/26 | | 315 | | | | | | | | | | | | |
| | B62 | 34.43331999 | -118.646164 | 1/26/26 | 1149 | 210 | Flow Increase | 2/5/26 | 0758 | 9.17 | | | | | | | | |
| | B63 | 34.43316098 | -118.645646 | 1/26/26 | 1159 | 315 | Flow Increase | 2/5/26 | 0905 | 194 | | | | | | | | |
| 85 | | | | 1/26/26 | | 1,000 | | | | | | | | | | | | |
| | Y65 | 34.432646 | -118.645623 | 1/26/26 | 1206 | 1,000 | Cover Compaction; Flow Increase | 2/5/26 | 0858 | 43.76 | | | | | Cover Compaction; Flow Increase | 2/25/25 | 0744 | 9.2 |
| 86 | | | | 1/26/26 | | 1,863 | | | | | | | | | | | | |
| | Y81 | 34.43239002 | -118.645742 | 1/26/26 | 0929 | 1,863 | Cover Compaction | 2/5/26 | 0841 | 22.11 | | | | | Cover Compaction | 2/25/25 | 0745 | 19.2 |
| 87 | | | | 1/28/26 | | 20,000 | | | | | | | | | | | | |
| | Y24 | 34.43182399 | -118.645004 | 1/28/26 | 1028 | 20,000 | Cover Compaction; Flow Increase | 2/5/26 | 0950 | 53.71 | | | | | Cover Compaction; Flow Increase | 2/26/26 | 0747 | 23.2 |
| | Y25 | 34.43131101 | -118.644807 | 1/28/26 | 1038 | 4,671 | Flow Increase | 2/5/26 | 0952 | 160 | | | | | Flow Increase | 2/26/26 | 0741 | 42.7 |
| | B21 | 34.43123097 | -118.645161 | 1/28/26 | 1036 | 270 | Flow Increase | 2/5/26 | 0954 | 51.13 | | | | | | | | |
| 88 | | | | 1/26/26 | | 2,971 | | | | | | | | | | | | |

# TABLE 1

| | | | | | | | | | | | | | | | | | | |
|---|---|---|---|---|---|---|---|---|---|---|---|---|---|---|---|---|---|---|
| | Y82 | 34.43240603 | -118.646243 | 1/26/26 | 0935 | 2,971 | Cover Compaction; Flow Increase | 2/5/26 | 0830 | 38.62 | | | | | Cover Compaction; Flow Increase | 2/25/25 | 0742 | 28.2 |
| 89 | | | | 1/26/26 | | 41.13 | | | | | | | | | | | | |
| 90 | | | | 1/26/26 | | 48.69 | | | | | | | | | | | | |
| 91 | | | | 1/27/26 | | 14.60 | | | | | | | | | | | | |
| 92 | | | | 1/27/26 | | 21.50 | | | | | | | | | | | | |
| 93 | | | | 1/27/26 | | 15.60 | | | | | | | | | | | | |
| 94 | | | | 1/27/26 | | 18.53 | | | | | | | | | | | | |
| 95 | | | | 1/27/26 | | 14.22 | | | | | | | | | | | | |
| 96 | | | | 1/26/26 | | 14.70 | | | | | | | | | | | | |
| 97 | | | | 1/27/26 | | 15.25 | | | | | | | | | | | | |
| 98 | | | | 1/27/26 | | 17.30 | | | | | | | | | | | | |
| 99 | | | | 1/26/26 | | 55.10 | | | | | | | | | | | | |
| 100 | | | | 1/27/26 | | 17.88 | | | | | | | | | | | | |
| 101 | | | | 1/27/26 | | 18.80 | | | | | | | | | | | | |
| 102 | | | | 1/27/26 | | 14.01 | | | | | | | | | | | | |
| 103 | | | | 1/27/26 | | 17.66 | | | | | | | | | | | | |
| 104 | | | | 1/27/26 | | 15.35 | | | | | | | | | | | | |
| 105 | | | | 1/28/26 | | 5.16 | | | | | | | | | | | | |
| 106 | | | | 1/27/26 | | 4.75 | | | | | | | | | | | | |
| 107 | | | | 1/28/26 | | 4.54 | | | | | | | | | | | | |
| 108 | | | | 1/27/26 | | 4.41 | | | | | | | | | | | | |
| 109 | | | | 1/27/26 | | 5.62 | | | | | | | | | | | | |
| 110 | | | | 1/27/26 | | 5.32 | | | | | | | | | | | | |
| 111 | | | | 1/27/26 | | 6.17 | | | | | | | | | | | | |
| 112 | | | | 1/28/26 | | 5.75 | | | | | | | | | | | | |
| 113 | | | | 1/28/26 | | 6.32 | | | | | | | | | | | | |
| 114 | | | | 1/27/26 | | 5.17 | | | | | | | | | | | | |
| 115 | | | | 1/28/26 | | 8.15 | | | | | | | | | | | | |
| 116 | | | | 1/28/26 | | 6.51 | | | | | | | | | | | | |
| 117 | | | | 1/28/26 | | 6.61 | | | | | | | | | | | | |
| 118 | | | | 1/28/26 | | 4.52 | | | | | | | | | | | | |
| 119 | | | | 1/28/26 | | 6.41 | | | | | | | | | | | | |
| 120 | | | | 1/28/26 | | 8.75 | | | | | | | | | | | | |
| 121 | | | | 1/28/26 | | 6.13 | | | | | | | | | | | | |
| 122 | | | | 1/28/26 | | 7.16 | | | | | | | | | | | | |
| 123 | | | | 1/28/26 | | 47.05 | | | | | | | | | | | | |
| 124 | | | | 1/28/26 | | 9.41 | | | | | | | | | | | | |
| 125 | | | | 1/28/26 | | 10.11 | | | | | | | | | | | | |
| 126 | | | | 1/28/26 | | 9.55 | | | | | | | | | | | | |
| 127 | | | | 1/28/26 | | 9.40 | | | | | | | | | | | | |
| 128 | | | | 1/28/26 | | 9.12 | | | | | | | | | | | | |
| 129 | | | | 1/28/26 | | 9.23 | | | | | | | | | | | | |
| 130 | | | | 1/27/26 | | 19.07 | | | | | | | | | | | | |
| 131 | | | | 1/28/26 | | 9.00 | | | | | | | | | | | | |
| 132 | | | | 1/28/26 | | 10.05 | | | | | | | | | | | | |
| 133 | | | | 1/28/26 | | 11.22 | | | | | | | | | | | | |
| 134 | | | | 1/28/26 | | 11.88 | | | | | | | | | | | | |
| 135 | | | | 1/28/26 | | 9.55 | | | | | | | | | | | | |
| 136 | | | | 1/28/26 | | 9.44 | | | | | | | | | | | | |
| 137 | | | | 1/27/26 | | 17.21 | | | | | | | | | | | | |
| 138 | | | | 1/27/26 | | 15.08 | | | | | | | | | | | | |
| 139 | | | | 1/27/26 | | 15.18 | | | | | | | | | | | | |
| 140 | | | | 1/27/26 | | 14.12 | | | | | | | | | | | | |
| 141 | | | | 1/27/26 | | 14.18 | | | | | | | | | | | | |
| 142 | | | | 1/28/26 | | 8.45 | | | | | | | | | | | | |
| 143 | | | | 1/28/26 | | 7.18 | | | | | | | | | | | | |
| 144 | | | | 1/28/26 | | 6.47 | | | | | | | | | | | | |
| 145 | | | | 1/26/26 | | 51.11 | | | | | | | | | | | | |
| 146 | | | | 1/28/26 | | Restriction Area | | | | | | | | | | | | |
| 147 | | | | 1/28/26 | | Restriction Area | | | | | | | | | | | | |
| 148 | | | | 1/26/26 | | 27.71 | | | | | | | | | | | | |
| 149 | | | | 1/26/26 | | 12.30 | | | | | | | | | | | | |
| 150 | | | | 1/26/26 | | 42.60 | | | | | | | | | | | | |
| 151 | | | | 1/28/26 | | Restriction Area | | | | | | | | | | | | |
| 152 | | | | 1/28/26 | | Restriction Area | | | | | | | | | | | | |
| 153 | | | | 1/26/26 | | 15.10 | | | | | | | | | | | | |
| 154 | | | | 1/26/26 | | 19.50 | | | | | | | | | | | | |

# TABLE 1

| | | | | | | | | | | | | | | | | | | | |
|---|---|---|---|---|---|---|---|---|---|---|---|---|---|---|---|---|---|---|---|
| 155 | | | | 1/26/26 | | 47.31 | | | | | | | | | | | | | |
| 156 | | | | 1/26/26 | | 21.31 | | | | | | | | | | | | | |
| 157 | | | | 1/26/26 | | 40.50 | | | | | | | | | | | | | |
| 158 | | | | 1/26/26 | | 22.50 | | | | | | | | | | | | | |
| 159 | | | | 1/26/26 | | 17.30 | | | | | | | | | | | | | |
| 160 | | | | 1/26/26 | | 1,300 | | | | | | | | | | | | | |
| | Y62 | 34.43299301 | -118.647315 | 1/26/26 | 1003 | 765 | Cover Compaction; Flow Increase | 2/5/26 | 0854 | 19.28 | | | | | Cover Compaction; Flow Increase | 2/25/25 | 0753 | 16.6 |
| | Y63 | 34.43328504 | -118.647347 | 1/26/26 | 1010 | 1,300 | Flow Increase | 2/5/26 | 0856 | 17.13 | | | | | Flow Increase | 2/25/25 | 0754 | 7.9 |
| 161 | | | | 1/26/26 | | 1,100 | | | | | | | | | | | | | |
| | Y64 | 34.43266201 | -118.646956 | 1/26/26 | 1136 | 1,100 | Flow Increase | 2/5/26 | 0852 | 29.63 | | | | | Flow Increase | 2/25/25 | 0739 | 8.5 |
| 162 | | | | 1/26/26 | | 3,884 | | | | | | | | | | | | | |
| | Y83 | 34.43215398 | -118.646767 | 1/26/26 | 0941 | 3,884 | Flow Increase | 2/5/26 | 0848 | 197 | | | | | Flow Increase | 2/25/25 | 0736 | 64.2 |
| 163 | | | | 1/26/26 | | 25.04 | | | | | | | | | | | | | |
| 164 | | | | 1/26/26 | | 27.35 | | | | | | | | | | | | | |
| 165 | | | | 1/26/26 | | 41.13 | | | | | | | | | | | | | |
| 166 | | | | 1/26/26 | | 10.70 | | | | | | | | | | | | | |
| 167 | | | | 1/26/26 | | 37.81 | | | | | | | | | | | | | |
| 168 | | | | 1/26/26 | | 18.71 | | | | | | | | | | | | | |
| 169 | | | | 1/26/26 | | 650 | | | | | | | | | | | | | |
| | Y45 | 34.43357798 | -118.649949 | 1/26/26 | 1034 | 650 | Flow Increase | 2/5/26 | 0833 | 24.13 | | | | | Flow Increase | 2/25/25 | 0758 | 30.1 |
| 170 | | | | 1/26/26 | | 8.50 | | | | | | | | | | | | | |
| 171 | | | | 1/26/26 | | 11.20 | | | | | | | | | | | | | |
| 172 | | | | 1/26/26 | | 2,200 | | | | | | | | | | | | | |
| | Y41 | 34.43485497 | -118.648788 | 1/26/26 | 0937 | 2,200 | Seal Repaired; Flow Increase | 2/5/26 | 0819 | 5.85 | | | | | Seal Repaired; Flow Increase | 2/25/25 | 0810 | 7.5 |
| | Y42 | 34.43470937 | -118.6485509 | 1/26/26 | 1153 | 1,500 | Seal Repaired; Flow Increase | 2/5/26 | 0821 | 13.18 | | | | | Seal Repaired; Flow Increase | 2/25/25 | 0811 | 303 |
| 173 | | | | 1/26/26 | | 890 | | | | | | | | | | | | | |
| | Y43 | 34.43475899 | -118.64945 | 1/26/26 | 0945 | 890 | Cover Compaction | 2/5/26 | 0822 | 24.00 | | | | | Cover Compaction | 2/25/25 | 0803 | 7.1 |
| 174 | | | | 1/26/26 | | 28.30 | | | | | | | | | | | | | |
| 175 | | | | 1/26/26 | | 34.60 | | | | | | | | | | | | | |
| 176 | | | | 1/26/26 | | 6,421 | | | | | | | | | | | | | |
| | Y21 | 34.43491003 | -118.649839 | 1/26/26 | 0908 | 1,756 | Cover Compaction | 2/5/26 | 0812 | 42.10 | | | | | Cover Compaction | 2/25/25 | 0804 | 5.9 |
| | Y23 | 34.43489696 | -118.649857 | 1/26/26 | 0911 | 2,345 | Cover Compaction | 2/5/26 | 0818 | 40.10 | | | | | Cover Compaction | 2/25/25 | 0804 | 6.2 |
| | Y24 | 34.43511003 | -118.649624 | 1/26/26 | 0918 | 6,721 | Cover Compaction | 2/5/26 | 0816 | 32.79 | | | | | Cover Compaction | 2/25/25 | 0805 | 5.3 |
| 177 | | | | 1/26/26 | | 623 | | | | | | | | | | | | | |
| | Y25 | 34.43521203 | -118.649197 | 1/26/26 | 0922 | 623 | Cover Compaction | 2/5/26 | 0814 | 17.11 | | | | | Cover Compaction | 2/25/25 | 0807 | 4.9 |
| | Y26 | 34.43532603 | -118.649139 | 1/26/26 | 0926 | 599 | Boot Repaired | 2/5/26 | 0811 | 38.76 | | | | | Boot Repaired | 2/25/25 | 0808 | 5.2 |
| 178 | | | | 1/26/26 | | 15.60 | | | | | | | | | | | | | |
| 179 | | | | 1/26/26 | | 15.32 | | | | | | | | | | | | | |
| 180 | | | | 1/26/26 | | 17.80 | | | | | | | | | | | | | |
| 181 | | | | 1/26/26 | | 17.18 | | | | | | | | | | | | | |
| 182 | | | | 1/26/26 | | 13.45 | | | | | | | | | | | | | |
| 183 | | | | 1/26/26 | | 14.55 | | | | | | | | | | | | | |
| 184 | | | | 1/26/26 | | 16.72 | | | | | | | | | | | | | |
| 185 | | | | 1/26/26 | | 13.44 | | | | | | | | | | | | | |
| 186 | | | | 1/26/26 | | 10.59 | | | | | | | | | | | | | |
| 187 | | | | 1/26/26 | | 12.55 | | | | | | | | | | | | | |
| 188 | | | | 1/26/26 | | 13.85 | | | | | | | | | | | | | |
| 189 | | | | 1/26/26 | | 14.22 | | | | | | | | | | | | | |
| 190 | | | | 1/26/26 | | 13.25 | | | | | | | | | | | | | |
| 191 | | | | 1/26/26 | | 15.78 | | | | | | | | | | | | | |
| 192 | | | | 1/26/26 | | 14.19 | | | | | | | | | | | | | |
| 193 | | | | 1/26/26 | | 13.52 | | | | | | | | | | | | | |
| 194 | | | | 1/26/26 | | 845 | | | | | | | | | | | | | |
| | Y89 | 34.43153699 | -118.646009 | 1/26/26 | 1148 | 845 | Cover Compaction; Flow Increase | 2/5/26 | 0840 | 311 | | | | | Cover Compaction; Flow Increase | 2/25/25 | 0748 | 117 |
| 195 | | | | 1/26/26 | | 13.70 | | | | | | | | | | | | | |
| 196 | | | | 1/26/26 | | 162 | | | | | | | | | | | | | |
| 197 | | | | 1/26/26 | | 5,939 | | | | | | | | | | | | | |
| | Y84 | 34.431568 | -118.647596 | 1/26/26 | 0951 | 2,191 | Flow Increase | 2/5/26 | 0846 | 19.03 | | | | | Flow Increase | 2/25/25 | 0727 | 415 |
| | Y88 | 34.43122996 | -118.647767 | 1/26/26 | 1128 | 5,939 | Flow Increase | 2/5/26 | 0843 | 27.63 | | | | | Flow Increase | 2/25/25 | 0725 | 22.4 |
| 198 | | | | 1/26/26 | | 4,756 | | | | | | | | | | | | | |
| | Y85 | 34.43173204 | -118.648105 | 1/26/26 | 1002 | 4,756 | Flow Increase | 2/5/26 | 0844 | 37.13 | | | | | Flow Increase | 2/25/25 | 0730 | 23.9 |
| 199 | | | | 1/26/26 | | 48.30 | | | | | | | | | | | | | |
| 200 | | | | 1/26/26 | | 18.89 | | | | | | | | | | | | | |
| 201 | | | | 1/26/26 | | 17.77 | | | | | | | | | | | | | |
| 202 | | | | 1/26/26 | | 700 | | | | | | | | | | | | | |
| | Y44 | 34.43384503 | -118.65095 | 1/26/26 | 0957 | 700 | Cover Compaction | 2/5/26 | 0828 | 15.50 | | | | | Cover Compaction | 2/25/25 | 0800 | 17.7 |
| 203 | | | | 1/26/26 | | 19.80 | | | | | | | | | | | | | |

**TABLE 1**

| | | | | | | | | | | | | | | | | | | |
|---|---|---|---|---|---|---|---|---|---|---|---|---|---|---|---|---|---|---|
| 204 | | | | 1/26/26 | | 24.16 | | | | | | | | | | | | |
| 205 | | | | 1/26/26 | | 23.40 | | | | | | | | | | | | |
| 206 | | | | 1/26/26 | | 17.50 | | | | | | | | | | | | |
| 207 | | | | 1/26/26 | | 23.31 | | | | | | | | | | | | |
| 208 | | | | 1/26/26 | | 24.49 | | | | | | | | | | | | |
| 209 | | | | 1/26/26 | | 21.18 | | | | | | | | | | | | |
| 210 | | | | 1/26/26 | | 58.90 | | | | | | | | | | | | |
| 211 | | | | 1/26/26 | | 187 | | | | | | | | | | | | |
| 212 | | | | 1/26/26 | | 2,849 | | | | | | | | | | | | |
| | Y86 | 34.43170899 | -118.649227 | 1/26/26 | 1017 | 2,849 | Flow Increase | 2/5/26 | 0845 | 29.76 | | | | | Flow Increase | 2/25/25 | 0715 | 19.1 |
| | Y87 | 34.43198198 | -118.649011 | 1/26/26 | 1045 | 2,771 | Flow Increase | 2/5/26 | 0847 | 11.13 | | | | | Flow Increase | 2/25/25 | 0714 | 75.9 |
| 213 | | | | 1/26/26 | | 28.50 | | | | | | | | | | | | |
| 214 | | | | 1/26/26 | | 16.40 | | | | | | | | | | | | |
| 215 | | | | 1/26/26 | | 72.60 | | | | | | | | | | | | |
| 216 | | | | 1/26/26 | | 28.10 | | | | | | | | | | | | |
| 217 | | | | 1/27/26 | | 96.80 | | | | | | | | | | | | |
| 218 | | | | 1/27/26 | | 87.30 | | | | | | | | | | | | |
| 219 | | | | 1/27/26 | | 101 | | | | | | | | | | | | |
| 220 | | | | 1/27/26 | | 15.20 | | | | | | | | | | | | |
| 221 | | | | 1/27/26 | | 14.70 | | | | | | | | | | | | |
| 222 | | | | 1/27/26 | | 792 | | | | | | | | | | | | |
| | Y63 | 34.43014098 | -118.648174 | 1/27/26 | 1051 | 792 | Flow Increase | 2/4/26 | 0823 | 222 | | | | | Flow Increase | 2/26/26 | 0847 | 103 |
| 223 | | | | 1/27/26 | | 1,051 | | | | | | | | | | | | |
| | Y62 | 34.42970999 | -118.648784 | 1/27/26 | 1040 | 1,054 | Cover Compaction; Flow Increase | 2/4/26 | 0828 | 21.63 | | | | | Cover Compaction; Flow Increase | 2/26/26 | 0846 | 90.6 |
| 224 | | | | 1/27/26 | | 26.10 | | | | | | | | | | | | |
| 225 | | | | 1/27/26 | | 59.20 | | | | | | | | | | | | |
| 226 | | | | 1/27/26 | | 1,842 | | | | | | | | | | | | |
| | Y61 | 34.42926197 | -118.650632 | 1/27/26 | 1014 | 1,842 | Flow Increase | 2/4/26 | 0836 | 111 | | | | | Flow Increase | 2/26/26 | 0852 | 10.8 |
| 227 | | | | 1/27/26 | | 41.60 | | | | | | | | | | | | |
| 228 | | | | 1/27/26 | | 121 | | | | | | | | | | | | |
| 229 | | | | 1/27/26 | | 97.40 | | | | | | | | | | | | |
| 230 | | | | 1/27/26 | | 113 | | | | | | | | | | | | |
| 231 | | | | 1/27/26 | | 128 | | | | | | | | | | | | |
| 232 | | | | 1/27/26 | | 26.20 | | | | | | | | | | | | |
| 233 | | | | 1/27/26 | | 1,394 | | | | | | | | | | | | |
| | Y64 | 34.42961703 | -118.647819 | 1/27/26 | 1120 | 1,394 | Cover Compaction; Flow Increase | 2/4/26 | 0825 | 99.64 | | | | | Cover Compaction; Flow Increase | 2/26/26 | 0844 | 29.2 |
| 234 | | | | 1/27/26 | | 14.78 | | | | | | | | | | | | |
| 235 | | | | 1/27/26 | | 13.45 | | | | | | | | | | | | |
| 236 | | | | 1/27/26 | | 17.53 | | | | | | | | | | | | |
| 237 | | | | 1/27/26 | | 27.31 | | | | | | | | | | | | |
| 238 | | | | 1/27/26 | | 23.40 | | | | | | | | | | | | |
| 239 | | | | 1/27/26 | | 24.26 | | | | | | | | | | | | |
| 240 | | | | 1/27/26 | | 24.17 | | | | | | | | | | | | |
| 241 | | | | 1/28/26 | | 341 | | | | | | | | | | | | |
| | B22 | 34.42823804 | -118.649887 | 1/28/26 | 1055 | 341 | Flow Increase | 2/5/26 | 1004 | 30.16 | | | | | | | | |
| 242 | | | | 1/27/26 | | 36.29 | | | | | | | | | | | | |
| 243 | | | | 1/27/26 | | 39.81 | | | | | | | | | | | | |
| 244 | | | | 1/27/26 | | 41.62 | | | | | | | | | | | | |
| 245 | | | | 1/27/26 | | 22.49 | | | | | | | | | | | | |
| 246 | | | | 1/27/26 | | 25.31 | | | | | | | | | | | | |
| 247 | | | | 1/27/26 | | 21.18 | | | | | | | | | | | | |
| 248 | | | | 1/27/26 | | 22.13 | | | | | | | | | | | | |
| 249 | | | | 1/28/26 | | 4,631 | | | | | | | | | | | | |
| | Y26 | 34.42745299 | -118.64864 | 1/28/26 | 1113 | 4,631 | Cover Compaction | 2/5/26 | 1001 | 390 | | | | | Cover Compaction | 2/26/26 | 0700 | 56.1 |
| 250 | | | | 1/27/26 | | 15.90 | | | | | | | | | | | | |
| 251 | | | | 1/27/26 | | 16.34 | | | | | | | | | | | | |
| 252 | | | | 1/27/26 | | 14.29 | | | | | | | | | | | | |
| 253 | | | | 1/27/26 | | 13.85 | | | | | | | | | | | | |

# TABLE 1

**Chiquita Canyon Landfill Rule 1150.1 1st Quarter Monitoring Report**

**February 2026 Chiquita Canyon Landfill Instantaneuous Surface Monitoring Full Site Sweep (2-2-26/2-3-26/2-4-26)**

| Grid | Flag | Latitiude | Longitude | Initial Date | Time | Initial Exceedance >500, 200-499 (PPM) | 10-Day Corrective Action | First Remonitoring Date (10-days) | Time | PPM | 2nd 10-Day Corrective Action | Second Remonitoring Date (10-days) | Time | PPM | 30-DayCorrective Action | 30 Day Remonitoring Date | Time | PPM |
|---|---|---|---|---|---|---|---|---|---|---|---|---|---|---|---|---|---|---|
| **Instantaneuous (Monthly)** | | | | | | | | | | | | | | | | | | |
| 1 | | | | 2/4/26 | | 15.77 | | | | | | | | | | | | |
| 2 | | | | 2/4/26 | | 16.96 | | | | | | | | | | | | |
| 3 | | | | 2/4/26 | | 10.60 | | | | | | | | | | | | |
| 4 | | | | 2/4/26 | | 12.37 | | | | | | | | | | | | |
| 5 | | | | 2/4/26 | | Active Construction | | | | | | | | | | | | |
| 6 | | | | 2/4/26 | | Active Construction | | | | | | | | | | | | |
| 7 | | | | 2/4/26 | | Active Construction | | | | | | | | | | | | |
| 8 | | | | 2/4/26 | | Active Construction | | | | | | | | | | | | |
| 9 | | | | 2/4/26 | | Active Construction | | | | | | | | | | | | |
| 10 | | | | 2/4/26 | | 11.6 | | | | | | | | | | | | |
| 11 | | | | 2/4/26 | | 13.61 | | | | | | | | | | | | |
| 12 | | | | 2/4/26 | | Active Construction | | | | | | | | | | | | |
| 13 | | | | 2/4/26 | | Active Construction | | | | | | | | | | | | |
| 14 | | | | 2/4/26 | | 11.89 | | | | | | | | | | | | |
| 15 | | | | 2/4/26 | | 12.78 | | | | | | | | | | | | |
| 16 | | | | 2/4/26 | | 8.72 | | | | | | | | | | | | |
| 17 | | | | 2/4/26 | | 5.16 | | | | | | | | | | | | |
| 18 | | | | 2/4/26 | | 4.11 | | | | | | | | | | | | |
| 19 | | | | 2/4/26 | | 5.12 | | | | | | | | | | | | |
| 20 | | | | 2/4/26 | | 12.81 | | | | | | | | | | | | |
| 21 | | | | 2/3/25 | | 8.08 | | | | | | | | | | | | |
| 22 | | | | 2/3/25 | | 7.66 | | | | | | | | | | | | |
| 23 | | | | 2/3/25 | | 7.81 | | | | | | | | | | | | |
| 24 | | | | 2/3/25 | | 7.19 | | | | | | | | | | | | |
| 25 | | | | 2/3/25 | | 7.61 | | | | | | | | | | | | |
| 26 | | | | 2/3/25 | | 7.43 | | | | | | | | | | | | |
| 27 | | | | 2/3/25 | | 6.98 | | | | | | | | | | | | |
| 28A | | | | 2/3/25 | | 5.32 | | | | | | | | | | | | |
| 29 | | | | 2/3/25 | | 8.48 | | | | | | | | | | | | |
| 30 | | | | 2/3/25 | | 911 | | | | | | | | | | | | |
| | Y82 | 34.433638 | -118.645154 | 2/3/25 | 0942 | 911 | Cover Compaction | 2/12/26 | 0855 | 387 | | | | | Cover Compaction | 2/27/26 | 0903 | 19.9 |
| 31 | | | | 2/3/25 | | 168 | | | | | | | | | | | | |
| 32 | | | | 2/3/25 | | 10.01 | | | | | | | | | | | | |
| 33 | | | | 2/3/25 | | 1,200 | | | | | | | | | | | | |
| | Y81 | 34.43396003 | -118.644826 | 2/3/25 | 0938 | 1,200 | Flow Increase | 2/12/26 | 0854 | 20.48 | | | | | Flow Increase | 2/27/26 | 0901 | 13.2 |
| 34 | | | | 2/3/25 | | 800 | | | | | | | | | | | | |
| | Y83 | 34.43342099 | -118.644509 | 2/3/25 | 0946 | 800 | Cover Compaction; Flow Increase | 2/12/26 | 0857 | 54.83 | | | | | Cover Compaction; Flow Increase | 2/27/26 | 0904 | 11.7 |
| 35 | | | | 2/3/25 | | 1,400 | | | | | | | | | | | | |
| | Y84 | 34.43273703 | -118.644371 | 2/3/25 | 0952 | 1,400 | Cover Compaction; Flow Increase | 2/12/26 | 0901 | 32.64 | | | | | Cover Compaction; Flow Increase | 2/27/26 | 0911 | 22.4 |
| 36 | | | | 2/3/25 | | 7.37 | | | | | | | | | | | | |
| 37 | | | | 2/3/25 | | 12.3 | | | | | | | | | | | | |
| 38 | | | | 2/3/25 | | 13.5 | | | | | | | | | | | | |
| 39 | | | | 2/3/25 | | 27.5 | | | | | | | | | | | | |
| 40 | | | | 2/3/25 | | 11.10 | | | | | | | | | | | | |
| 41 | | | | 2/3/25 | | 10.3 | | | | | | | | | | | | |
| 42 | | | | 2/3/25 | | 2,000 | | | | | | | | | | | | |
| | Y85 | 34.43388099 | -118.642301 | 2/3/25 | 1019 | 2,000 | Flow Increase | 2/12/26 | 0907 | 321 | | | | | Flow Increase | 2/27/26 | 0918 | 16.6 |
| 43 | | | | 2/3/25 | | 850 | | | | | | | | | | | | |
| | Y86 | 34.43309996 | -118.642251 | 2/3/25 | 1036 | 850 | Cover Compaction; Flow Increase | 2/12/26 | 0910 | 21.61 | | | | | Cover Compaction; Flow Increase | 2/27/26 | 0920 | 30.1 |
| 44 | | | | 2/3/25 | | 5.67 | | | | | | | | | | | | |
| 45 | | | | 2/3/25 | | 3.90 | | | | | | | | | | | | |
| 46 | | | | 2/3/25 | | 12.5 | | | | | | | | | | | | |
| 47 | | | | 2/3/25 | | 11.3 | | | | | | | | | | | | |
| 48 | | | | 2/3/25 | | 2.48 | | | | | | | | | | | | |
| 49 | | | | 2/3/25 | | 1,200 | | | | | | | | | | | | |
| | Y90 | 34.43220603 | -118.643818 | 2/3/25 | 1053 | 1,200 | Cover Compaction; Flow Increase | 2/12/26 | 0916 | 111 | | | | | Cover Compaction; Flow Increase | 2/27/26 | 0940 | 210 |
| 50 | | | | 2/3/25 | | 690 | | | | | | | | | | | | |
| | Y89 | 34.43250803 | -118.642847 | 2/3/25 | 1046 | 690 | Flow Increase | 2/12/26 | 0913 | 221 | | | | | Flow Increase | 2/27/26 | 0923 | 52.1 |
| 51 | | | | 2/3/25 | | 1,000 | | | | | | | | | | | | |
| | Y87 | 34.43279503 | -118.642199 | 2/3/25 | 1042 | 1,000 | Flow Increase | 2/12/26 | 0911 | 210 | | | | | Flow Increase | 2/27/26 | 0921 | 14.6 |
| 52 | | | | 2/3/25 | | 13.4 | | | | | | | | | | | | |

**TABLE 1**

| | | | | | | | | | | | | | | | | | | | |
|---|---|---|---|---|---|---|---|---|---|---|---|---|---|---|---|---|---|---|---|
| 53 | | | | 2/2/26 | | 8.3 | | | | | | | | | | | | | |
| 54 | | | | 2/2/26 | | 12.3 | | | | | | | | | | | | | |
| 55 | | | | 2/2/26 | | 660 | | | | | | | | | | | | | |
| | Y43 | 34.43601603 | -118.644228 | 2/2/26 | 1047 | 660 | Cover Compaction; Flow Increase | 2/12/26 | 1040 | 8.11 | | | | | Cover Compaction; Flow Increase | 2/26/26 | 0728 | 7.7 |
| 56 | | | | 2/3/25 | | 10,900 | | | | | | | | | | | | | |
| | Y41 | 34.43658901 | -118.642968 | 2/3/25 | 0945 | 10,900 | Cover Compaction; Flow Increase | 2/12/26 | 0846 | 47.50 | | | | | Cover Compaction; Flow Increase | 2/27/26 | 0858 | 137 |
| 57 | | | | 2/3/25 | | 7.75 | | | | | | | | | | | | | |
| 58 | | | | 2/3/25 | | 6.05 | | | | | | | | | | | | | |
| 59 | | | | 2/3/25 | | 12.47 | | | | | | | | | | | | | |
| 60 | | | | 2/3/25 | | 13.06 | | | | | | | | | | | | | |
| 61 | | | | 2/3/25 | | 12.02 | | | | | | | | | | | | | |
| 62 | | | | 2/3/25 | | 5.32 | | | | | | | | | | | | | |
| 63 | | | | 2/3/25 | | 14.14 | | | | | | | | | | | | | |
| 64 | | | | 2/3/25 | | 5.92 | | | | | | | | | | | | | |
| 65 | | | | 2/3/25 | | 5.67 | | | | | | | | | | | | | |
| 66 | | | | 2/2/26 | | 72.57 | | | | | | | | | | | | | |
| 67 | | | | 2/2/26 | | 89.72 | | | | | | | | | | | | | |
| 68 | | | | 2/2/26 | | 5.8 | | | | | | | | | | | | | |
| 69 | | | | 2/3/25 | | 7.40 | | | | | | | | | | | | | |
| 70 | | | | 2/3/25 | | 4.38 | | | | | | | | | | | | | |
| 71 | | | | 2/2/26 | | 285 | | | | | | | | | | | | | |
| | B21 | 34.43742301 | -118.642725 | 2/2/26 | 1116 | 285 | Flow Increase | 2/12/26 | 1032 | 57.17 | | | | | | | | | |
| 72 | | | | 2/2/26 | | 37.16 | | | | | | | | | | | | | |
| 73 | | | | 2/2/26 | | 31.29 | | | | | | | | | | | | | |
| 74 | | | | 2/2/26 | | 29.62 | | | | | | | | | | | | | |
| 75 | | | | 2/2/26 | | 34.23 | | | | | | | | | | | | | |
| 76 | | | | 2/2/26 | | 36.17 | | | | | | | | | | | | | |
| 77 | | | | 2/2/26 | | 29.52 | | | | | | | | | | | | | |
| 78 | | | | 2/2/26 | | 31.29 | | | | | | | | | | | | | |
| 79 | | | | 2/2/26 | | 625 | | | | | | | | | | | | | |
| | Y22 | 34.43729997 | -118.645856 | 2/2/26 | 1027 | 625 | Flow Increase | 2/12/26 | 1024 | 8.71 | | | | | Flow Increase | 2/26/26 | 0730 | 21.6 |
| | Y23 | 34.43727298 | -118.645761 | 2/2/26 | 1030 | 900 | Flow Increase | 2/12/26 | 1026 | 7.88 | | | | | Flow Increase | 2/26/26 | 0730 | 13.9 |
| 80 | | | | 2/2/26 | | 59.61 | | | | | | | | | | | | | |
| 81 | | | | 2/2/26 | | 8.30 | | | | | | | | | | | | | |
| 82 | | | | 2/2/26 | | 302 | | | | | | | | | | | | | |
| | B62 | 34.43471801 | -118.645552 | 2/2/26 | 1023 | 302 | Flow Increase | 2/12/26 | 0949 | 8.52 | | | | | | | | | |
| 83 | | | | 2/2/26 | | 19.49 | | | | | | | | | | | | | |
| 84 | | | | 2/2/26 | | 3,571 | | | | | | | | | | | | | |
| | Y81 | 34.43315696 | -118.645441 | 2/2/26 | 1014 | 3,571 | Cover Compaction; Flow Increase | 2/12/26 | 0941 | 7.82 | | | | | Cover Compaction; Flow Increase | 2/26/26 | 0714 | 11.7 |
| 85 | | | | 2/2/26 | | 4,790 | | | | | | | | | | | | | |
| | Y82 | 34.43297817 | -118.6454456 | 2/2/26 | 1047 | 4,790 | Flow Increase | 2/12/26 | 0936 | 12.61 | | | | | Flow Increase | 2/26/26 | 0715 | 9.8 |
| 86 | | | | 2/2/26 | | 166 | | | | | | | | | | | | | |
| 87 | | | | 2/3/25 | | 17.1 | | | | | | | | | | | | | |
| 88 | | | | 2/2/26 | | 191 | | | | | | | | | | | | | |
| 89 | | | | 2/2/26 | | 14.1 | | | | | | | | | | | | | |
| 90 | | | | 2/2/26 | | 7.95 | | | | | | | | | | | | | |
| 91 | | | | 2/3/25 | | 1,336 | | | | | | | | | | | | | |
| | Y124 | 34.43150204 | -118.644161 | 2/3/25 | 1052 | 1,153 | Cover Compaction | 2/12/26 | 0924 | 219 | | | | | Cover Compaction | 2/27/26 | 0931 | 31.0 |
| | Y125 | 34.43190303 | -118.644136 | 2/3/25 | 1103 | 1,336 | Cover Compaction; Flow Increase | 2/12/26 | 0922 | 165 | | | | | Cover Compaction; Flow Increase | 2/27/26 | 0935 | 61.7 |
| | B122 | 34.43152199 | -118.644369 | 2/3/25 | 1055 | 376 | Flow Increase | 2/12/26 | 0926 | 125 | | | | | | | | | |
| 92 | | | | 2/3/25 | | 5,160 | | | | | | | | | | | | | |
| | Y126 | 34.43204703 | -118.643796 | 2/3/25 | 1105 | 517 | Sealed Pipe | 2/12/26 | 0920 | 105 | | | | | Sealed Pipe | 2/27/26 | 0937 | 56.2 |
| | Y127 | 34.43153104 | -118.6437 | 2/3/25 | 1109 | 523 | Cover Compaction | 2/12/26 | 0938 | 135 | | | | | Cover Compaction | 2/27/26 | 0926 | 63.3 |
| | Y128 | 34.43170899 | -118.643981 | 2/3/25 | 1113 | 5,160 | Cover Compaction | 2/12/26 | 0923 | 202 | | | | | Cover Compaction | 2/27/26 | 0932 | 305 |
| 93 | | | | 2/3/25 | | 10,000 | | | | | | | | | | | | | |
| | Y121 | 34.431223 | -118.643766 | 2/3/25 | 1041 | 1,147 | Cover Compaction; Flow Increase | 2/12/26 | 0935 | 163 | | | | | Cover Compaction; Flow Increase | 2/27/26 | 0927 | 80.1 |
| | Y122 | 34.43120004 | -118.644241 | 2/3/25 | 1045 | 9,471 | Added Dirt; Cover Compaction | 2/12/26 | 0928 | 185 | | | | | Added Dirt; Cover Compaction | 2/27/26 | 0929 | 76.4 |
| | Y123 | 34.43110297 | -118.644454 | 2/3/25 | 1048 | 10,000 | Added Dirt; Cover Compaction | 2/12/26 | 0929 | 142 | | | | | Added Dirt; Cover Compaction | 2/27/26 | 0929 | 44.8 |
| | B121 | 34.43095302 | -118.644067 | 2/3/25 | 1038 | 334 | Flow Increase | 2/12/26 | 0933 | 57.29 | | | | | | | | | |
| 94 | | | | 2/4/26 | | 14.69 | | | | | | | | | | | | | |
| 95 | | | | 2/4/26 | | 17.85 | | | | | | | | | | | | | |
| 96 | | | | 2/3/25 | | 35.66 | | | | | | | | | | | | | |
| 97 | | | | 2/4/26 | | 14.80 | | | | | | | | | | | | | |
| 98 | | | | 2/4/26 | | 20.66 | | | | | | | | | | | | | |
| 99 | | | | 2/3/25 | | 22.40 | | | | | | | | | | | | | |
| 100 | | | | 2/3/25 | | 23.94 | | | | | | | | | | | | | |
| 101 | | | | 2/4/26 | | 17.50 | | | | | | | | | | | | | |

**TABLE 1**

| | | | | | | | | | | | | | | | | | | |
|---|---|---|---|---|---|---|---|---|---|---|---|---|---|---|---|---|---|---|
| 102 | | | | 2/3/25 | | 20.70 | | | | | | | | | | | | |
| 103 | | | | 2/4/26 | | 13.35 | | | | | | | | | | | | |
| 104 | | | | 2/4/26 | | 17.82 | | | | | | | | | | | | |
| 105 | | | | 2/3/25 | | 8.33 | | | | | | | | | | | | |
| 106 | | | | 2/3/25 | | 8.22 | | | | | | | | | | | | |
| 107 | | | | 2/3/25 | | 8.56 | | | | | | | | | | | | |
| 108 | | | | 2/4/26 | | 14.69 | | | | | | | | | | | | |
| 109 | | | | 2/4/26 | | 13.29 | | | | | | | | | | | | |
| 110 | | | | 2/4/26 | | 35.29 | | | | | | | | | | | | |
| 111 | | | | 2/4/26 | | 14.14 | | | | | | | | | | | | |
| 112 | | | | 2/4/26 | | 13.6 | | | | | | | | | | | | |
| 113 | | | | 2/4/26 | | 14.2 | | | | | | | | | | | | |
| 114 | | | | 2/4/26 | | 9.9 | | | | | | | | | | | | |
| 115 | | | | 2/4/26 | | 10.7 | | | | | | | | | | | | |
| 116 | | | | 2/4/26 | | 19.32 | | | | | | | | | | | | |
| 117 | | | | 2/4/26 | | 15.79 | | | | | | | | | | | | |
| 118 | | | | 2/4/26 | | 15.51 | | | | | | | | | | | | |
| 119 | | | | 2/4/26 | | 13.21 | | | | | | | | | | | | |
| 120 | | | | 2/4/26 | | 10.3 | | | | | | | | | | | | |
| 121 | | | | 2/4/26 | | 8.5 | | | | | | | | | | | | |
| 122 | | | | 2/4/26 | | 9.3 | | | | | | | | | | | | |
| 123 | | | | 2/4/26 | | 29.16 | | | | | | | | | | | | |
| 124 | | | | 2/4/26 | | 5.4 | | | | | | | | | | | | |
| 125 | | | | 2/4/26 | | 6.2 | | | | | | | | | | | | |
| 126 | | | | 2/4/26 | | 5.3 | | | | | | | | | | | | |
| 127 | | | | 2/4/26 | | 8.4 | | | | | | | | | | | | |
| 128 | | | | 2/4/26 | | 13.2 | | | | | | | | | | | | |
| 129 | | | | 2/4/26 | | 13.3 | | | | | | | | | | | | |
| 130 | | | | 2/4/26 | | 8.5 | | | | | | | | | | | | |
| 131 | | | | 2/4/26 | | 6.7 | | | | | | | | | | | | |
| 132 | | | | 2/4/26 | | 5.8 | | | | | | | | | | | | |
| 133 | | | | 2/4/26 | | 14.9 | | | | | | | | | | | | |
| 134 | | | | 2/4/26 | | 14.1 | | | | | | | | | | | | |
| 135 | | | | 2/4/26 | | 12.4 | | | | | | | | | | | | |
| 136 | | | | 2/4/26 | | 15.2 | | | | | | | | | | | | |
| 137 | | | | 2/4/26 | | 4.8 | | | | | | | | | | | | |
| 138 | | | | 2/4/26 | | 5.3 | | | | | | | | | | | | |
| 139 | | | | 2/4/26 | | 7.3 | | | | | | | | | | | | |
| 140 | | | | 2/4/26 | | 6.5 | | | | | | | | | | | | |
| 141 | | | | 2/4/26 | | 5.4 | | | | | | | | | | | | |
| 142 | | | | 2/4/26 | | 4.7 | | | | | | | | | | | | |
| 143 | | | | 2/4/26 | | 10.4 | | | | | | | | | | | | |
| 144 | | | | 2/4/26 | | 9.7 | | | | | | | | | | | | |
| 145 | | | | 2/2/26 | | 45.13 | | | | | | | | | | | | |
| 146 | | | | 2/4/26 | | Restricted Area | | | | | | | | | | | | |
| 147 | | | | 2/4/26 | | Restricted Area | | | | | | | | | | | | |
| 148 | | | | 2/2/26 | | 15.3 | | | | | | | | | | | | |
| 149 | | | | 2/2/26 | | 10.40 | | | | | | | | | | | | |
| 150 | | | | 2/2/26 | | 52.31 | | | | | | | | | | | | |
| 151 | | | | 2/4/26 | | Restricted Area | | | | | | | | | | | | |
| 152 | | | | 2/4/26 | | Restricted Area | | | | | | | | | | | | |
| 153 | | | | 2/2/26 | | 8.1 | | | | | | | | | | | | |
| 154 | | | | 2/2/26 | | 11.21 | | | | | | | | | | | | |
| 155 | | | | 2/2/26 | | 8.52 | | | | | | | | | | | | |
| 156 | | | | 2/2/26 | | 47.81 | | | | | | | | | | | | |
| 157 | | | | 2/2/26 | | 8.2 | | | | | | | | | | | | |
| 158 | | | | 2/2/26 | | 10.5 | | | | | | | | | | | | |
| 159 | | | | 2/2/26 | | 8.53 | | | | | | | | | | | | |
| 160 | | | | 2/2/26 | | 8.80 | | | | | | | | | | | | |
| 161 | | | | 2/2/26 | | 26.2 | | | | | | | | | | | | |
| 162 | | | | 2/2/26 | | 3,396 | | | | | | | | | | | | |
| | Y83 | 34.43214099 | -118.646742 | 2/2/26 | 1038 | 3,396 | Flow Increase | 2/12/26 | 0917 | 13.15 | | | | | Flow Increase | 2/26/26 | 0710 | 13.3 |
| 163 | | | | 2/2/26 | | 2,987 | | | | | | | | | | | | |
| | Y84 | 34.43268003 | -118.64755 | 2/2/26 | 1056 | 2,987 | Cover Compaction | 2/12/26 | 0912 | 17.05 | | | | | Cover Compaction | 2/26/26 | 0712 | 7.9 |
| 164 | | | | 2/2/26 | | 6.54 | | | | | | | | | | | | |
| 165 | | | | 2/2/26 | | 7.22 | | | | | | | | | | | | |
| 166 | | | | 2/2/26 | | 9.80 | | | | | | | | | | | | |

# TABLE 1

| | | | | | | | | | | | | | | | | | | |
|---|---|---|---|---|---|---|---|---|---|---|---|---|---|---|---|---|---|---|
| 167 | | | | 2/2/26 | | 8.31 | | | | | | | | | | | | |
| 168 | | | | 2/2/26 | | 5.96 | | | | | | | | | | | | |
| 169 | | | | 2/2/26 | | 800 | | | | | | | | | | | | |
| | Y42 | 34.433624 | -118.650314 | 2/2/26 | 0954 | 800 | Cover Compaction; Flow Increase | 2/12/26 | 0822 | 6.62 | | | | | Cover Compaction; Flow Increase | 2/26/26 | 0719 | 13.8 |
| 170 | | | | 2/2/26 | | 13.1 | | | | | | | | | | | | |
| 171 | | | | 2/2/26 | | 7.1 | | | | | | | | | | | | |
| 172 | | | | 2/2/26 | | 900 | | | | | | | | | | | | |
| | Y41 | 34.43470996 | -118.649061 | 2/2/26 | 0922 | 900 | Cover Compaction | 2/12/26 | 0810 | 5.51 | | | | | Cover Compaction | 2/26/26 | 0722 | 11.2 |
| 173 | | | | 2/2/26 | | 12.6 | | | | | | | | | | | | |
| 174 | | | | 2/2/26 | | 9.5 | | | | | | | | | | | | |
| 175 | | | | 2/2/26 | | 29.16 | | | | | | | | | | | | |
| | B2 | 34.435739 | -118.649498 | 2/3/25 | 1048 | 200 | Flow Increase | 2/12/26 | 0823 | 4.56 | | | | | | | | |
| 176 | | | | 2/2/26 | | 700 | | | | | | | | | | | | |
| | Y21 | 34.43463997 | -118.650322 | 2/2/26 | 0927 | 700 | Cover Compaction | 2/12/26 | 0824 | 480 | | | | | Cover Compaction | 2/26/26 | 0724 | 16.2 |
| 177 | | | | 2/2/26 | | 69.41 | | | | | | | | | | | | |
| 178 | | | | 2/3/25 | | 4,125 | | | | | | | | | | | | |
| | Y11 | 34.435882 | -118.648903 | 2/3/25 | 1059 | 4,128 | Boot Repaired | 2/12/26 | 0827 | 4.80 | | | | | Boot Repaired | 2/27/26 | 0826 | 2.9 |
| | Y12 | 34.43611602 | -118.648721 | 2/3/25 | 1100 | 1,359 | New liner being installed | 2/12/26 | 0828 | 4.42 | | | | | New liner being installed | 2/27/26 | 0825 | 3.6 |
| 179 | | | | 2/3/25 | | 1,245 | | | | | | | | | | | | |
| | Y8 | 34.43577102 | -118.649754 | 2/3/25 | 1046 | 1,245 | Cover Compaction | 2/12/26 | 0820 | 4.34 | | | | | Cover Compaction | 2/27/26 | 0829 | 2.8 |
| | Y9 | 34.43567203 | -118.649255 | 2/3/25 | 1050 | 543 | Inspected; 2/12/26 reconnected well | 2/12/26 | 0825 | 5.31 | | | | | Inspected; 2/12/26 reconnected well | 2/27/26 | 0827 | 5.1 |
| | Y10 | 34.43567103 | -118.649264 | 2/3/25 | 1051 | 4,123 | Flow Increase | 2/12/26 | 0824 | 5.21 | | | | | Flow Increase | 2/27/26 | 0828 | 3.9 |
| 180 | | | | 2/3/25 | | 3,242 | | | | | | | | | | | | |
| | Y2 | 34.43529996 | -118.650499 | 2/3/25 | 0946 | 3,242 | Repaired Liner | 2/12/26 | 0805 | 155 | | | | | Repaired Liner | 2/27/26 | 0834 | 479 |
| 181 | | | | 2/3/25 | | 500 | | | | | | | | | | | | |
| | Y1 | 34.435163 | -118.651144 | 2/3/25 | 0932 | 500 | Cover Compaction | 2/12/26 | 0813 | 5.36 | | | | | Cover Compaction | 2/27/26 | 0835 | 9.5 |
| 182 | | | | 2/3/25 | | 223 | | | | | | | | | | | | |
| | B1 | 34.43549601 | -118.651324 | 2/3/25 | 0924 | 223 | Flow Increase | 2/12/26 | 0814 | 24.52 | | | | | | | | |
| 183 | | | | 2/3/25 | | 5,213 | | | | | | | | | | | | |
| | Y3 | 34.43589499 | -118.650252 | 2/3/25 | 0958 | 5,213 | Cover Compaction | 2/12/26 | 0819 | 4.36 | | | | | Cover Compaction | 2/27/26 | 0831 | 2.3 |
| | Y4 | 34.435911 | -118.650276 | 2/3/25 | 1003 | 542 | Inspected; 2/10/26 reconnected well | 2/12/26 | 0819 | 4.41 | | | | | Inspected; 2/10/26 reconnected well | 2/27/26 | 0831 | 2.4 |
| | Y5 | 34.43598602 | -118.650908 | 2/3/25 | 1010 | 541 | Cover Compaction | 2/12/26 | 0817 | 4.35 | | | | | Cover Compaction | 2/27/26 | 0837 | 2.7 |
| 184 | | | | 2/3/25 | | 5,421 | | | | | | | | | | | | |
| | Y6 | 34.43630797 | -118.649888 | 2/3/25 | 1033 | 546 | Cover Compaction; Boot Repaired | 2/12/26 | 0833 | 6.26 | | | | | Cover Compaction; Boot Repaired | 2/27/26 | 0841 | 2.5 |
| | Y7 | 34.43622398 | -118.649616 | 2/3/25 | 1038 | 5,421 | Flow Increase | 2/12/26 | 0830 | 4.28 | | | | | Flow Increase | 2/27/26 | 0843 | 3.0 |
| 185 | | | | 2/3/25 | | 1,723 | | | | | | | | | | | | |
| | Y13 | 34.43650201 | -118.648823 | 2/3/25 | 1105 | 1,723 | Cover Compaction; 2/10/26 Reconnected Well | 2/12/26 | 0837 | 4.58 | | | | | Cover Compaction; 2/10/26 Reconnected Well | 2/27/26 | 0848 | 6.8 |
| | Y14 | 34.43657996 | -118.649235 | 2/3/25 | 1109 | 523 | New liner being installed | 2/12/26 | 0835 | 4.50 | | | | | New liner being installed | 2/27/26 | 0845 | 2.7 |
| | Y15 | 34.43674198 | -118.648952 | 2/3/25 | 1114 | 529 | New liner being installed | 2/12/26 | 0836 | 4.80 | | | | | New liner being installed | 2/27/26 | 0846 | 7.3 |
| 186 | | | | 2/3/25 | | 39.71 | | | | | | | | | | | | |
| 187 | | | | 2/3/25 | | 17.64 | | | | | | | | | | | | |
| 188 | | | | 2/3/25 | | 19.64 | | | | | | | | | | | | |
| 189 | | | | 2/3/25 | | 15.81 | | | | | | | | | | | | |
| 190 | | | | 2/3/25 | | 21.36 | | | | | | | | | | | | |
| 191 | | | | 2/3/25 | | 34.60 | | | | | | | | | | | | |
| 192 | | | | 2/3/25 | | 44.60 | | | | | | | | | | | | |
| 193 | | | | 2/3/25 | | 31.10 | | | | | | | | | | | | |
| 194 | | | | 2/3/25 | | 19.16 | | | | | | | | | | | | |
| 195 | | | | 2/3/25 | | 16.13 | | | | | | | | | | | | |
| 196 | | | | 2/4/26 | | 589 | | | | | | | | | | | | |
| | Y85 | 34.43195399 | -118.648072 | 2/2/26 | 1120 | 589 | Cover Compaction | 2/12/26 | 0913 | 8.21 | | | | | Cover Compaction | 2/26/26 | 0707 | 19.1 |
| 197 | | | | 2/4/26 | | 43.4 | | | | | | | | | | | | |
| 198 | | | | 2/4/26 | | 4,990 | | | | | | | | | | | | |
| | Y86 | 34.43172198 | -118.648091 | 2/2/26 | 118 | 4,990 | Cover Compaction | 2/12/26 | 0856 | 18.73 | | | | | Cover Compaction | 2/26/26 | 0708 | 22.3 |
| 199 | | | | 2/4/26 | | 17.8 | | | | | | | | | | | | |
| 200 | | | | 2/3/25 | | 31.10 | | | | | | | | | | | | |
| 201 | | | | 2/3/25 | | 18.75 | | | | | | | | | | | | |
| 202 | | | | 2/4/26 | | 14.7 | | | | | | | | | | | | |
| 203 | | | | 2/4/26 | | 10.4 | | | | | | | | | | | | |
| 204 | | | | 2/4/26 | | 7.11 | | | | | | | | | | | | |
| 205 | | | | 2/4/26 | | 8.8 | | | | | | | | | | | | |
| 206 | | | | 2/4/26 | | 11.3 | | | | | | | | | | | | |
| 207 | | | | 2/4/26 | | 200 | | | | | | | | | | | | |
| | B72 | 34.432444 | -118.651069 | 2/2/26 | 1154 | 200 | Cover Compaction; Flow Increase | 2/12/26 | 0840 | 6.52 | | | | | | | | |
| 208 | | | | 2/4/26 | | 7.39 | | | | | | | | | | | | |
| 209 | | | | 2/4/26 | | 6.80 | | | | | | | | | | | | |
| 210 | | | | 2/4/26 | | 25.7 | | | | | | | | | | | | |

# TABLE 1

| | | | | | | | | | | | | | | | | | | | |
|---|---|---|---|---|---|---|---|---|---|---|---|---|---|---|---|---|---|---|---|
| 211 | | | | 2/4/26 | | 43.3 | | | | | | | | | | | | | |
| 212 | | | | 2/4/26 | | 19.2 | | | | | | | | | | | | | |
| 213 | | | | 2/4/26 | | 18.2 | | | | | | | | | | | | | |
| 214 | | | | 2/4/26 | | 29.8 | | | | | | | | | | | | | |
| 215 | | | | 2/4/26 | | 1,237 | | | | | | | | | | | | | |
| | Y87 | 34.43112703 | -118.650563 | 2/4/26 | 1159 | 1,237 | Cover Compaction; Removed Riser | 2/12/26 | 0853 | 23.51 | | | | | Cover Compaction; Removed Riser | 2/26/26 | 0703 | 147 |
| 216 | | | | 2/3/25 | | 34.66 | | | | | | | | | | | | | |
| 217 | | | | 2/3/25 | | 30.60 | | | | | | | | | | | | | |
| 218 | | | | 2/3/25 | | 22.30 | | | | | | | | | | | | | |
| 219 | | | | 2/3/25 | | 19.52 | | | | | | | | | | | | | |
| 220 | | | | 2/3/25 | | 400 | | | | | | | | | | | | | |
| | B29 | 34.43055899 | -118.650244 | 2/3/25 | 0926 | 400 | Flow Increase | 2/12/26 | 1108 | 9.04 | | | | | | | | | |
| 221 | | | | 2/3/25 | | 19.39 | | | | | | | | | | | | | |
| 222 | | | | 2/3/25 | | 32.59 | | | | | | | | | | | | | |
| 223 | | | | 2/3/25 | | 31.60 | | | | | | | | | | | | | |
| 224 | | | | 2/3/25 | | 14.26 | | | | | | | | | | | | | |
| 225 | | | | 2/3/25 | | 23.22 | | | | | | | | | | | | | |
| 226 | | | | 2/3/25 | | 16.73 | | | | | | | | | | | | | |
| 227 | | | | 2/3/25 | | 300 | | | | | | | | | | | | | |
| | B30 | 34.42943799 | -118.651061 | 2/3/25 | 1024 | 300 | Flow Increase | 2/12/26 | 1104 | 154 | | | | | | | | | |
| 228 | | | | 2/3/25 | | 1,371 | | | | | | | | | | | | | |
| | Y61 | 34.42906098 | -118.649846 | 2/3/25 | 0938 | 1,371 | Flow Increase | 2/12/26 | 0848 | 432 | | | | | Flow Increase | 2/27/26 | 0802 | 193 |
| 229 | | | | 2/3/25 | | 46.4 | | | | | | | | | | | | | |
| 230 | | | | 2/3/25 | | 29.1 | | | | | | | | | | | | | |
| 231 | | | | 2/3/25 | | 21.9 | | | | | | | | | | | | | |
| 232 | | | | 2/3/25 | | 24.2 | | | | | | | | | | | | | |
| 233 | | | | 2/3/25 | | 28.7 | | | | | | | | | | | | | |
| 234 | | | | 2/3/25 | | 29.9 | | | | | | | | | | | | | |
| 235 | | | | 2/3/25 | | 22.8 | | | | | | | | | | | | | |
| 236 | | | | 2/4/26 | | 18.36 | | | | | | | | | | | | | |
| 237 | | | | 2/3/25 | | 20.1 | | | | | | | | | | | | | |
| 238 | | | | 2/3/25 | | 106 | | | | | | | | | | | | | |
| 239 | | | | 2/3/25 | | 43.8 | | | | | | | | | | | | | |
| 240 | | | | 2/3/25 | | 22.6 | | | | | | | | | | | | | |
| 241 | | | | 2/3/25 | | 24.7 | | | | | | | | | | | | | |
| 242 | | | | 2/3/25 | | 22.8 | | | | | | | | | | | | | |
| 243 | | | | 2/3/25 | | 23.1 | | | | | | | | | | | | | |
| 244 | | | | 2/3/25 | | 31.5 | | | | | | | | | | | | | |
| 245 | | | | 2/4/26 | | 19.60 | | | | | | | | | | | | | |
| 246 | | | | 2/4/26 | | 18.62 | | | | | | | | | | | | | |
| 247 | | | | 2/4/26 | | 13.45 | | | | | | | | | | | | | |
| 248 | | | | 2/4/26 | | 15.49 | | | | | | | | | | | | | |
| 249 | | | | 2/4/26 | | 14.59 | | | | | | | | | | | | | |
| 250 | | | | 2/4/26 | | 13.40 | | | | | | | | | | | | | |
| 251 | | | | 2/4/26 | | 16.70 | | | | | | | | | | | | | |
| 252 | | | | 2/3/25 | | 20.5 | | | | | | | | | | | | | |
| 253 | | | | 2/3/25 | | 19.8 | | | | | | | | | | | | | |

# TABLE 1

**Chiquita Canyon Landfill Rule 1150.1 1st Quarter Monitoring Report**

**February 2026 Chiquita Canyon Landfill Instantaneous Surface Monitoring Reaction Area Sweep (2-10-26/2-13-26)**

| Grid | Flag | Latitiude | Longitude | Initial Date | Time | Initial Exceedance >500, 200-499 (PPM) | 10-Day Corrective Action | First Remonitoring Date (10-days) | Time | PPM | 2nd 10-Day Corrective Action | Second Remonitoring Date (10-days) | Time | PPM | 30-DayCorrective Action | 30 Day Remonitoring Date | Time | PPM |
|---|---|---|---|---|---|---|---|---|---|---|---|---|---|---|---|---|---|---|
| **Instantaneous (Monthly)** | | | | | | | | | | | | | | | | | | |
| 53 | | | | 2/10/26 | | 32.70 | | | | | | | | | | | | |
| 66 | | | | 2/10/26 | | 42.60 | | | | | | | | | | | | |
| 76 | | | | 2/10/26 | | 41.10 | | | | | | | | | | | | |
| 77 | | | | 2/10/26 | | 38.60 | | | | | | | | | | | | |
| 78 | | | | 2/10/26 | | 4,856 | | | | | | | | | | | | |
| | Y28 | 34.43728597 | -118.646037 | 2/10/26 | 1035 | 4,856 | Flow Increase; 2/23/26 Cover Compaction | 2/20/26 | 0706 | 8.42 | | | | | Flow Increase; 2/23/26 Cover Compaction | 3/4/26 | 0958 | 14.7 |
| 79 | | | | 2/10/26 | | 10,000 | | | | | | | | | | | | |
| | Y121 | 34.43767103 | -118.644311 | 2/10/26 | 1129 | 10,000 | Flow Increase; 2/23/26 Cover Compaction | 2/20/26 | 0700 | 58.60 | | | | | Flow Increase; 2/23/26 Cover Compaction | 3/4/26 | 1001 | 221 |
| 80 | | | | 2/10/26 | | 10,000 | | | | | | | | | | | | |
| | Y122 | 34.43766844 | -118.6441578 | 2/10/26 | 1025 | 10,000 | Flow Increase; 2/23/26 Cover Compaction | 2/20/26 | 0701 | 60.13 | | | | | Flow Increase; 2/23/26 Cover Compaction | 3/4/26 | 1002 | 117 |
| 81 | | | | 2/10/26 | | 47.6 | | | | | | | | | | | | |
| 82 | | | | 2/10/26 | | 2,584 | | | | | | | | | Flow Increase; 2/23/26 Cover Compaction | 3/4/26 | 0900 | 6.7 |
| | Y61 | 34.43437904 | -118.645271 | 2/10/26 | 0940 | 561 | Flow Increase; 2/23/26 Cover Compaction | 2/20/26 | 0904 | 4.42 | | | | | Flow Increase | 3/4/26 | 0859 | 5.6 |
| | Y62 | 34.43434501 | -118.645568 | 2/10/26 | 0946 | 2,584 | Flow Increase | 2/20/26 | 0902 | 4.54 | | | | | | | | |
| 83 | | | | 2/10/26 | | 1,202 | | | | | | | | | | | | |
| | Y63 | 34.43425097 | -118.645638 | 2/10/26 | 0952 | 1,202 | Flow Increase | 2/20/26 | 0900 | 4.28 | | | | | Flow Increase | 3/4/26 | 0858 | 277 |
| | Y69 | 34.43406497 | -118.64567 | 2/10/26 | 1048 | 1,124 | Flow Increase; 2/23/26 Cover Compaction | 2/20/26 | 0855 | 9.23 | | | | | Flow Increase; 2/23/26 Cover Compaction | 3/4/26 | 0857 | 14.2 |
| 88 | | | | 2/10/26 | | 987 | | | | | | | | | | | | |
| | Y76 | 34.43242002 | -118.646215 | 2/10/26 | 1148 | 987 | Flow Increase | 2/20/26 | 0846 | 3.77 | | | | | Flow Increase | 3/4/26 | 0845 | 22.3 |
| 89 | | | | 2/10/26 | | 1,053 | | | | | | | | | | | | |
| | Y75 | 34.43265203 | -118.646286 | 2/10/26 | 1143 | 1,053 | Flow Increase; 2/23/26 Cover Compaction | 2/20/26 | 0844 | 3.35 | | | | | Flow Increase; 2/23/26 Cover Compaction | 3/4/26 | 0846 | 15.6 |
| 90 | | | | 2/10/26 | | 1,071 | | | | | | | | | | | | |
| | Y70 | 34.43317397 | -118.646653 | 2/10/26 | 1055 | 1,071 | Flow Increase; 2/23/26 Cover Compaction | 2/20/26 | 0832 | 6.86 | | | | | Flow Increase; 2/23/26 Cover Compaction | 3/4/26 | 0906 | 9.4 |
| 96 | | | | 2/13/26 | | 8.9 | | | | | | | | | | | | |
| 99 | | | | 2/13/26 | | 29.37 | | | | | | | | | | | | |
| 145 | | | | 2/10/26 | | 27.10 | | | | | | | | | | | | |
| 146 | | | | 2/13/26 | | Restricted Area | | | | | | | | | | | | |
| 147 | | | | 2/13/26 | | Restricted Area | | | | | | | | | | | | |
| 148 | | | | 2/10/26 | | 757 | | | | | | | | | | | | |
| | Y27 | 34.43506996 | -118.646676 | 2/10/26 | 0952 | 757 | Flow Increase | 2/20/26 | 0815 | 3.61 | | | | | Flow Increase | 3/4/26 | 0917 | 7.1 |
| 149 | | | | 2/10/26 | | 4,391 | | | | | | | | | | | | |
| | Y64 | 34.43426798 | -118.646086 | 2/10/26 | 0957 | 4,391 | Flow Increase | 2/20/26 | 0910 | 3.67 | | | | | Flow Increase | 3/4/26 | 0902 | 6.0 |
| 150 | | | | 2/10/26 | | 32.40 | | | | | | | | | | | | |
| 151 | | | | 2/13/26 | | Restricted Area | | | | | | | | | | | | |
| 152 | | | | 2/13/26 | | Restricted Area | | | | | | | | | | | | |
| 153 | | | | 2/10/26 | | 4,213 | | | | | | | | | | | | |
| | Y25 | 34.43489696 | -118.647253 | 2/10/26 | 0939 | 4,213 | Flow Increase | 2/20/26 | 0810 | 3.65 | | | | | Flow Increase | 3/4/26 | 0917 | 4.9 |
| | Y26 | 34.43479998 | -118.646965 | 2/10/26 | 0948 | 527 | Flow Increase | 2/20/26 | 0812 | 4.73 | | | | | Flow Increase | 3/4/26 | 0916 | 4.8 |
| 154 | | | | 2/10/26 | | 3,499 | | | | | | | | | | | | |
| | Y65 | 34.43435004 | -118.647097 | 2/10/26 | 1013 | 3,499 | Flow Increase; Boot Repaired | 2/20/26 | 0818 | 3.59 | | | | | Flow Increase; Boot Repaired | 3/4/26 | 0914 | 5.6 |
| | Y66 | 34.43403396 | -118.647227 | 2/10/26 | 1019 | 4,563 | Flow Increase | 2/20/26 | 0820 | 3.50 | | | | | Flow Increase | 3/4/26 | 0913 | 5.8 |
| 155 | | | | 2/10/26 | | 3,889 | | | | | | | | | | | | |
| | Y68 | 34.43380496 | -118.646269 | 2/10/26 | 1039 | 3,889 | Flow Increase; 2/23/26 Cover Compaction | 2/20/26 | 0852 | 7.60 | | | | | Flow Increase; 2/23/26 Cover Compaction | 3/4/26 | 0855 | 137 |
| 156 | | | | 2/10/26 | | 527 | | | | | | | | | | | | |
| | Y23 | 34.43527901 | -118.648697 | 2/10/26 | 0917 | 527 | Flow Increase | 2/20/26 | 0725 | 22.54 | | | | | Flow Increase | 3/4/26 | 0950 | 463 |
| | B21 | 34.43565502 | -118.648384 | 2/10/26 | 0924 | 200 | Flow Increase | 2/20/26 | 0721 | 9.12 | | | | | | | | |
| 157 | | | | 2/10/26 | | 43.16 | | | | | | | | | | | | |
| 158 | | | | 2/10/26 | | 723 | | | | | | | | | | | | |
| | Y24 | 34.43464802 | -118.647708 | 2/10/26 | 0934 | 723 | Flow Increase; Boot Repaired | 2/20/26 | 0807 | 4.88 | | | | | Flow Increase; Boot Repaired | 3/4/26 | 0919 | 4.9 |
| 159 | | | | 2/10/26 | | 4,563 | | | | | | | | | | | | |
| | Y67 | 34.43381703 | -118.647636 | 2/10/26 | 1029 | 4,563 | Flow Increase | 2/20/26 | 0823 | 3.72 | | | | | Flow Increase | 3/4/26 | 0911 | 5.0 |
| 160 | | | | 2/10/26 | | 7,279 | | | | | | | | | | | | |
| | Y71 | 34.433279 | -118.646936 | 2/10/26 | 1100 | 3,637 | Flow Increase; 2/23/26 Cover Compaction | 2/20/26 | 0830 | 3.75 | | | | | Flow Increase; 2/23/26 Cover Compaction | 3/4/26 | 0907 | 12.0 |
| | Y72 | 34.43334999 | -118.647173 | 2/10/26 | 1106 | 7,279 | Flow Increase | 2/20/26 | 0828 | 3.78 | | | | | Flow Increase | 3/4/26 | 0908 | 7.2 |
| | Y73 | 34.43331303 | -118.647325 | 2/10/26 | 1110 | 4,982 | Flow Increase; 2/23/26 Cover Compaction | 2/20/26 | 0826 | 3.64 | | | | | Flow Increase; 2/23/26 Cover Compaction | 3/4/26 | 0909 | 10.8 |
| 161 | | | | 2/10/26 | | 189 | | | | | | | | | | | | |
| 162 | | | | 2/10/26 | | 99.2 | | | | | | | | | | | | |
| 163 | | | | 2/10/26 | | 635 | | | | | | | | | | | | |
| | Y74 | 34.43276804 | -118.647887 | 2/10/26 | 1128 | 635 | Flow Increase | 2/20/26 | 0838 | 4.21 | | | | | Flow Increase | 3/4/26 | 0843 | 16.1 |
| 164 | | | | 2/10/26 | | 142 | | | | | | | | | | | | |
| 165 | | | | 2/10/26 | | 187 | | | | | | | | | | | | |

**TABLE 1**

| | | | | | | | | | | | | | | | | | | |
|---|---|---|---|---|---|---|---|---|---|---|---|---|---|---|---|---|---|---|
| 166 | | | | 2/10/26 | | 9.08 | | | | | | | | | | | | |
| 167 | | | | 2/10/26 | | 9.15 | | | | | | | | | | | | |
| 168 | | | | 2/10/26 | | 6.96 | | | | | | | | | | | | |
| 169 | | | | 2/10/26 | | 9.61 | | | | | | | | | | | | |
| 170 | | | | 2/10/26 | | 462 | | | | | | | | | | | | |
| | B41 | 34.434185 | -118.64891 | 2/10/26 | 0920 | 462 | Flow Increase | 2/20/26 | 0753 | 4.91 | | | | | | | | |
| 171 | | | | 2/10/26 | | 937 | | | | | | | | | | | | |
| | Y41 | 34.43433696 | -118.648624 | 2/10/26 | 0910 | 937 | Flow Increase | 2/20/26 | 0756 | 5.33 | | | | | Flow Increase | 3/4/26 | 0925 | 16.2 |
| 172 | | | | 2/10/26 | | 2,145 | | | | | | | | | | | | |
| | Y21 | 34.43456001 | -118.648761 | 2/10/26 | 0908 | 2,148 | Flow Increase | 2/20/26 | 0758 | 3.61 | | | | | Flow Increase | 3/4/26 | 0926 | 19.1 |
| | Y22 | 34.43474701 | -118.649062 | 2/10/26 | 0910 | 1,192 | Flow Increase | 2/20/26 | 0802 | 5.07 | | | | | Flow Increase | 3/4/26 | 0931 | 12.8 |
| 173 | | | | 2/10/26 | | 767 | | | | | | | | | | | | |
| | Y42 | 34.43439497 | -118.649389 | 2/10/26 | 0926 | 767 | Flow Increase | 2/20/26 | 0750 | 90.10 | | | | | Flow Increase | 3/4/26 | 0929 | 21.5 |
| 174 | | | | 2/10/26 | | 7.25 | | | | | | | | | | | | |
| 175 | | | | 2/10/26 | | 988 | | | | | | | | | | | | |
| | Y43 | 34.43487198 | -118.650502 | 2/10/26 | 0958 | 988 | Flow Increase | 2/20/26 | 0745 | 42.11 | | | | | Flow Increase | 3/4/26 | 0938 | 6.3 |
| 176 | | | | 2/10/26 | | 6.23 | | | | | | | | | | | | |
| 177 | | | | 2/10/26 | | 21.30 | | | | | | | | | | | | |
| 178 | | | | 2/10/26 | | 801 | | | | | | | | | | | | |
| | Y8 | 34.43567497 | -118.64839 | 2/10/26 | 1143 | 801 | Flow Increase | 2/20/26 | 0720 | 10.28 | | | | | Flow Increase | 3/4/26 | 0949 | 482 |
| | Y9 | 34.43615098 | -118.648721 | 2/10/26 | 1149 | 789 | Flow Increase; Boot Repaired | 2/20/26 | 0715 | 4.03 | | | | | Flow Increase; Boot Repaired | 3/4/26 | 0947 | 5.0 |
| | Y29 | 34.43732897 | -118.645853 | 2/10/26 | 1041 | 821 | Flow Increase | 2/20/26 | 0705 | 165 | | | | | Flow Increase | 3/4/26 | 0957 | 33.2 |
| 179 | | | | 2/10/26 | | 633 | | | | | | | | | | | | |
| | Y6 | 34.43542703 | -118.649686 | 2/10/26 | 1132 | 633 | Flow Increase; 2/23/26 Cover Compaction | 2/20/26 | 0730 | 31.25 | | | | | Flow Increase; 2/23/26 Cover Compaction | 3/4/26 | 0944 | 63.7 |
| | Y7 | 34.43539702 | -118.649461 | 2/10/26 | 1134 | 607 | Flow Increase | 2/20/26 | 0729 | 17.64 | | | | | Flow Increase | 3/4/26 | 0945 | 104 |
| 180 | | | | 2/10/26 | | 1,506 | | | | | | | | | | | | |
| | Y4 | 34.43535201 | -118.650512 | 2/10/26 | 1124 | 1,043 | Flow Increase; 2/23/26 Boot Repaired | 2/20/26 | 0734 | 15.22 | | | | | Flow Increase; 2/23/26 Boot Repaired | 3/4/26 | 0939 | 470 |
| | Y5 | 34.43531698 | -118.650305 | 2/10/26 | 1126 | 1,056 | Flow Increase; 2/23/26 Taped Pipe | 2/20/26 | 0732 | 3.86 | | | | | Flow Increase; 2/23/26 Taped Pipe | 3/4/26 | 0941 | 8.3 |
| | B3 | 34.43549601 | -118.650784 | 2/10/26 | 1120 | 243 | Flow Increase | 2/20/26 | 0737 | 4.08 | | | | | | | | |
| 181 | | | | 2/10/26 | | 5,685 | | | | | | | | | | | | |
| | Y2 | 34.43494197 | -118.650938 | 2/10/26 | 1113 | 5,685 | Flow Increase | 2/20/26 | 0742 | 4.34 | | | | | Flow Increase | 3/4/26 | 0938 | 6.3 |
| | B1 | 34.43498799 | -118.650972 | 2/10/26 | 1111 | 205 | Flow Increase | 2/20/26 | 0740 | 5.66 | | | | | | | | |
| 182 | | | | 2/10/26 | | 52.3 | | | | | | | | | | | | |
| 183 | | | | 2/10/26 | | 43.6 | | | | | | | | | | | | |
| 184 | | | | 2/10/26 | | 29.60 | | | | | | | | | | | | |
| 185 | | | | 2/10/26 | | 32.90 | | | | | | | | | | | | |
| 186 | | | | 2/10/26 | | 15.2 | | | | | | | | | | | | |
| 187 | | | | 2/10/26 | | 30.3 | | | | | | | | | | | | |
| 188 | | | | 2/10/26 | | 50.4 | | | | | | | | | | | | |
| 189 | | | | 2/10/26 | | 26.5 | | | | | | | | | | | | |
| 190 | | | | 2/10/26 | | 21.06 | | | | | | | | | | | | |
| 191 | | | | 2/10/26 | | 25.03 | | | | | | | | | | | | |
| 192 | | | | 2/10/26 | | 13.4 | | | | | | | | | | | | |
| 193 | | | | 2/10/26 | | 55.6 | | | | | | | | | | | | |
| 194 | | | | 2/13/26 | | 19.5 | | | | | | | | | | | | |
| 195 | | | | 2/13/26 | | 4.03 | | | | | | | | | | | | |
| 196 | | | | 2/13/26 | | 5,213 | | | | | | | | | | | | |
| | Y22 | 34.43182399 | -118.647884 | 2/13/26 | 0857 | 5,231 | Flow Increase | 2/20/26 | 0729 | 19.7 | | | | | Flow Increase | 3/11/24 | 0759 | 11.4 |
| | Y23 | 34.431768 | -118.648039 | 2/13/26 | 0900 | 4,213 | Flow Increase | 2/20/26 | 0730 | 23.9 | | | | | Flow Increase | 3/11/24 | 0800 | 26.3 |
| 197 | | | | 2/13/26 | | 10.99 | | | | | | | | | | | | |
| 198 | | | | 2/13/26 | | 32.60 | | | | | | | | | | | | |
| 199 | | | | 2/13/26 | | 4.80 | | | | | | | | | | | | |
| 200 | | | | 2/10/26 | | 8.75 | | | | | | | | | | | | |
| 201 | | | | 2/10/26 | | 9.92 | | | | | | | | | | | | |
| 202 | | | | 2/10/26 | | 6.32 | | | | | | | | | | | | |
| 203 | | | | 2/10/26 | | 7.66 | | | | | | | | | | | | |
| 204 | | | | 2/13/26 | | 16.04 | | | | | | | | | | | | |
| 205 | | | | 2/10/26 | | 6.36 | | | | | | | | | | | | |
| 206 | | | | 2/10/26 | | 6.37 | | | | | | | | | | | | |
| 207 | | | | 2/13/26 | | 5.96 | | | | | | | | | | | | |
| 208 | | | | 2/13/26 | | 16.93 | | | | | | | | | | | | |
| 209 | | | | 2/13/26 | | 25.60 | | | | | | | | | | | | |
| 210 | | | | 2/13/26 | | 29.75 | | | | | | | | | | | | |
| 211 | | | | 2/13/26 | | 45.11 | | | | | | | | | | | | |
| 212 | | | | 2/13/26 | | 920 | | | | | | | | | | | | |
| | Y21 | 34.431985 | -118.649017 | 2/13/26 | 0841 | 920 | Flow Increase; 2/23/26 Cover Compaction | 2/20/26 | 0714 | 72.3 | | | | | Flow Increase; 2/23/26 Cover Compaction | 3/11/24 | 0757 | 30.2 |
| 213 | | | | 2/13/26 | | 35.8 | | | | | | | | | | | | |

**TABLE 1**

| | | | | | | | | | | | | | | | | | | | |
|---|---|---|---|---|---|---|---|---|---|---|---|---|---|---|---|---|---|---|---|
| 214 | | | | 2/13/26 | | 1,590 | | | | | | | | | | | | | |
| | Y41 | 34.43108001 | -118.65022 | 2/13/26 | 0908 | 1,590 | Flow Increase; 2/23/26 Cover Compaction | 2/20/26 | 0710 | 210 | | | | | Flow Increase; 2/23/26 Cover Compaction | 3/11/24 | 0750 | 166 |
| 215 | | | | 2/13/26 | | 5,762 | | | | | | | | | | | | | |
| | Y42 | 34.43110901 | -118.650573 | 2/13/26 | 0914 | 5,762 | Flow Increase | 2/20/26 | 0711 | 179 | | | | | Flow Increase | 3/11/24 | 0749 | 213 |
| 216 | | | | 2/13/26 | | 25.16 | | | | | | | | | | | | | |
| 217 | | | | 2/13/26 | | 825 | | | | | | | | | | | | | |
| | Y81 | 34.43076401 | -118.648525 | 2/13/26 | 0857 | 825 | Flow Increase; 2/23/26 Cover Compaction | 2/20/26 | 0723 | 24.7 | | | | | Flow Increase; 2/23/26 Cover Compaction | 3/11/24 | 0734 | 16.6 |

## TABLE 1

**Chiquita Canyon Landfill Rule 1150.1 1st Quarter Monitoring Report**

**February 2026 Chiquita Canyon Landfill Instantaneuous Surface Monitoring Full Site Sweep (2-20-26/2-21-26)**

| Grid | Flag | Latitiude | Longitude | Initial Date | Time | Initial Exceedance >500, 200-499 (PPM) | 10-Day Corrective Action | First Remonitoring Date (10-days) | Time | PPM | 2nd 10-Day Corrective Action | Second Remonitoring Date (10-days) | Time | PPM | 30-DayCorrective Action | 30 Day Remonitoring Date | Time | PPM |
|---|---|---|---|---|---|---|---|---|---|---|---|---|---|---|---|---|---|---|
| **Instantaneuous (Monthly)** | | | | | | | | | | | | | | | | | | |
| 1 | | | | 2/21/26 | | 16.21 | | | | | | | | | | | | |
| 2 | | | | 2/21/26 | | 10.25 | | | | | | | | | | | | |
| 3 | | | | 2/21/26 | | 14.51 | | | | | | | | | | | | |
| 4 | | | | 2/21/26 | | 14.37 | | | | | | | | | | | | |
| 5 | | | | 2/21/26 | | Active Construction | | | | | | | | | | | | |
| 6 | | | | 2/21/26 | | Active Construction | | | | | | | | | | | | |
| 7 | | | | 2/21/26 | | Active Construction | | | | | | | | | | | | |
| 8 | | | | 2/21/26 | | Active Construction | | | | | | | | | | | | |
| 9 | | | | 2/21/26 | | Active Construction | | | | | | | | | | | | |
| 10 | | | | 2/21/26 | | 2.20 | | | | | | | | | | | | |
| 11 | | | | 2/21/26 | | 12.91 | | | | | | | | | | | | |
| 12 | | | | 2/21/26 | | Active Construction | | | | | | | | | | | | |
| 13 | | | | 2/21/26 | | Active Construction | | | | | | | | | | | | |
| 14 | | | | 2/21/26 | | 13.87 | | | | | | | | | | | | |
| 15 | | | | 2/21/26 | | 13.70 | | | | | | | | | | | | |
| 16 | | | | 2/21/26 | | 14.61 | | | | | | | | | | | | |
| 17 | | | | 2/21/26 | | 9.31 | | | | | | | | | | | | |
| 18 | | | | 2/21/26 | | 9.59 | | | | | | | | | | | | |
| 19 | | | | 2/21/26 | | 12.16 | | | | | | | | | | | | |
| 20 | | | | 2/21/26 | | 13.66 | | | | | | | | | | | | |
| 21 | | | | 2/21/26 | | 2.29 | | | | | | | | | | | | |
| 22 | | | | 2/21/26 | | 2.61 | | | | | | | | | | | | |
| 23 | | | | 2/21/26 | | 2.54 | | | | | | | | | | | | |
| 24 | | | | 2/21/26 | | 3.09 | | | | | | | | | | | | |
| 25 | | | | 2/21/26 | | 3.77 | | | | | | | | | | | | |
| 26 | | | | 2/21/26 | | 3.36 | | | | | | | | | | | | |
| 27 | | | | 2/21/26 | | 4.12 | | | | | | | | | | | | |
| 28A | | | | 2/21/26 | | 4.48 | | | | | | | | | | | | |
| 29 | | | | 2/21/26 | | 3.70 | | | | | | | | | | | | |
| 30 | | | | 2/20/26 | | 16.27 | | | | | | | | | | | | |
| 31 | | | | 2/20/26 | | 5.63 | | | | | | | | | | | | |
| 32 | | | | 2/20/26 | | 750 | | | | | | | | | | | | |
| | Y61 | 34.43471197 | -118.64467 | 2/20/26 | 0910 | 750 | Flow Increase | 2/27/26 | 0901 | 31.4 | | | | | Flow Increase | 3/20/26 | 1119 | 12.2 |
| 33 | | | | 2/20/26 | | 13.14 | | | | | | | | | | | | |
| 34 | | | | 2/20/26 | | 18.43 | | | | | | | | | | | | |
| 35 | | | | 2/20/26 | | 3.18 | | | | | | | | | | | | |
| 36 | | | | 2/20/26 | | 800 | | | | | | | | | | | | |
| | Y62 | 34.43447904 | -118.643831 | 2/20/26 | 1022 | 800 | Flow Increase | 2/27/26 | 0900 | 125 | | | | | Flow Increase | 3/20/26 | 1120 | 71.2 |
| 37 | | | | 2/20/26 | | 3.74 | | | | | | | | | | | | |
| 38 | | | | 2/20/26 | | 1,326 | | | | | | | | | | | | |
| | Y103 | 34.43330599 | -118.643843 | 2/20/26 | 0928 | 1,326 | Cover Compaction; Flow Increase | 2/27/26 | 0913 | 47.7 | | | | | Cover Compaction; Flow Increase | 3/20/26 | 1123 | 54.6 |
| 39 | | | | 2/20/26 | | 8.90 | | | | | | | | | | | | |
| 40 | | | | 2/20/26 | | 3.91 | | | | | | | | | | | | |
| 41 | | | | 2/20/26 | | 4.83 | | | | | | | | | | | | |
| 42 | | | | 2/20/26 | | 204 | | | | | | | | | | | | |
| | B105 | 34.43371796 | -118.642345 | 2/20/26 | 942 | 204 | Flow Increase | 2/27/26 | 0913 | 109 | | | | | | | | |
| 43 | | | | 2/20/26 | | 10.29 | | | | | | | | | | | | |
| 44 | | | | 2/20/26 | | 4.37 | | | | | | | | | | | | |
| 45 | | | | 2/20/26 | | 5.65 | | | | | | | | | | | | |
| 46 | | | | 2/20/26 | | 13.29 | | | | | | | | | | | | |
| 47 | | | | 2/20/26 | | 20.69 | | | | | | | | | | | | |
| 48 | | | | 2/20/26 | | 21.22 | | | | | | | | | | | | |
| 49 | | | | 2/20/26 | | 6.39 | | | | | | | | | | | | |
| 50 | | | | 2/20/26 | | 19.52 | | | | | | | | | | | | |
| 51 | | | | 2/20/26 | | 12.89 | | | | | | | | | | | | |
| 52 | | | | 2/20/26 | | 6.97 | | | | | | | | | | | | |
| 53 | | | | 2/20/26 | | 12.11 | | | | | | | | | | | | |
| 54 | | | | 2/20/26 | | 18.62 | | | | | | | | | | | | |
| 55 | | | | 2/20/26 | | 11.73 | | | | | | | | | | | | |
| 56 | | | | 2/20/26 | | 10.24 | | | | | | | | | | | | |
| 57 | | | | 2/20/26 | | 13.39 | | | | | | | | | | | | |

**TABLE 1**

| | | | | | | | | | | | | | | | | | | | |
|---|---|---|---|---|---|---|---|---|---|---|---|---|---|---|---|---|---|---|---|
| 58 | | | | 2/20/26 | | 16.10 | | | | | | | | | | | | | |
| 59 | | | | 2/20/26 | | 8.99 | | | | | | | | | | | | | |
| 60 | | | | 2/20/26 | | 5.28 | | | | | | | | | | | | | |
| 61 | | | | 2/20/26 | | 4.90 | | | | | | | | | | | | | |
| 62 | | | | 2/20/26 | | 4.77 | | | | | | | | | | | | | |
| 63 | | | | 2/20/26 | | 6.26 | | | | | | | | | | | | | |
| 64 | | | | 2/20/26 | | 6.34 | | | | | | | | | | | | | |
| 65 | | | | 2/20/26 | | 10.47 | | | | | | | | | | | | | |
| 66 | | | | 2/20/26 | | 6.73 | | | | | | | | | | | | | |
| 67 | | | | 2/20/26 | | 4.16 | | | | | | | | | | | | | |
| 68 | | | | 2/20/26 | | 3.03 | | | | | | | | | | | | | |
| 69 | | | | 2/20/26 | | 5.94 | | | | | | | | | | | | | |
| 70 | | | | 2/20/26 | | 6.63 | | | | | | | | | | | | | |
| 71 | | | | 2/20/26 | | 8.30 | | | | | | | | | | | | | |
| 72 | | | | 2/20/26 | | 8.38 | | | | | | | | | | | | | |
| 73 | | | | 2/20/26 | | 12.57 | | | | | | | | | | | | | |
| 74 | | | | 2/20/26 | | 8.11 | | | | | | | | | | | | | |
| 75 | | | | 2/20/26 | | 10.67 | | | | | | | | | | | | | |
| 76 | | | | 2/20/26 | | 6.53 | | | | | | | | | | | | | |
| 77 | | | | 2/20/26 | | 526 | | | | | | | | | | | | | |
| | Y1 | 34.43737096 | -118.646788 | 2/20/26 | 1049 | 526 | Flow Increase | 2/27/26 | 0854 | 17.4 | | | | | Flow Increase | 3/20/26 | 1131 | 414 |
| 78 | | | | 2/20/26 | | 946 | | | | | | | | | | | | | |
| | Y2 | 34.43731698 | -118.645804 | 2/20/26 | 1100 | 946 | Cover Compaction; Flow Increase | 2/27/26 | 0853 | 21.8 | | | | | Cover Compaction; Flow Increase | 3/20/26 | 1129 | 152 |
| 79 | | | | 2/20/26 | | 13.26 | | | | | | | | | | | | | |
| 80 | | | | 2/20/26 | | 11.24 | | | | | | | | | | | | | |
| 81 | | | | 2/20/26 | | 9.43 | | | | | | | | | | | | | |
| 82 | | | | 2/20/26 | | 4.72 | | | | | | | | | | | | | |
| 83 | | | | 2/20/26 | | 4.96 | | | | | | | | | | | | | |
| 84 | | | | 2/20/26 | | 887 | | | | | | | | | | | | | |
| | Y101 | 34.43350498 | -118.645973 | 2/20/26 | 0907 | 887 | Flow Increase | 2/27/26 | 0907 | 42.4 | | | | | Flow Increase | 3/20/26 | 1115 | 67.4 |
| | B102 | 34.43315696 | -118.645612 | 2/20/26 | 0933 | 304 | Flow Increase | 2/27/26 | 0905 | 13.6 | | | | | | | | |
| 85 | | | | 2/20/26 | | 109 | | | | | | | | | | | | | |
| 86 | | | | 2/20/26 | | 32.06 | | | | | | | | | | | | | |
| 87 | | | | 2/20/26 | | 18.28 | | | | | | | | | | | | | |
| 88 | | | | 2/21/26 | | 33.13 | | | | | | | | | | | | | |
| 89 | | | | 2/20/26 | | 41.73 | | | | | | | | | | | | | |
| 90 | | | | 2/20/26 | | 3,659 | | | | | | | | | | | | | |
| | Y81 | 34.43332904 | -118.646141 | 2/20/26 | 1028 | 3,659 | Flow Increase | 2/27/26 | 0908 | 319 | | | | | Flow Increase | 3/20/26 | 1116 | 8.6 |
| 91 | | | | 2/20/26 | | 17.78 | | | | | | | | | | | | | |
| 92 | | | | 2/20/26 | | 19.38 | | | | | | | | | | | | | |
| 93 | | | | 2/20/26 | | 15.87 | | | | | | | | | | | | | |
| 94 | | | | 2/20/26 | | 20.96 | | | | | | | | | | | | | |
| 95 | | | | 2/20/26 | | 19.37 | | | | | | | | | | | | | |
| 96 | | | | 2/20/26 | | 19.40 | | | | | | | | | | | | | |
| 97 | | | | 2/20/26 | | 17.30 | | | | | | | | | | | | | |
| 98 | | | | 2/20/26 | | 17.90 | | | | | | | | | | | | | |
| 99 | | | | 2/20/26 | | 18.66 | | | | | | | | | | | | | |
| 100 | | | | 2/20/26 | | 19.88 | | | | | | | | | | | | | |
| 101 | | | | 2/20/26 | | 18.70 | | | | | | | | | | | | | |
| 102 | | | | 2/20/26 | | 18.75 | | | | | | | | | | | | | |
| 103 | | | | 2/20/26 | | 17.47 | | | | | | | | | | | | | |
| 104 | | | | 2/21/26 | | 4.81 | | | | | | | | | | | | | |
| 105 | | | | 2/21/26 | | 3.44 | | | | | | | | | | | | | |
| 106 | | | | 2/21/26 | | 4.21 | | | | | | | | | | | | | |
| 107 | | | | 2/21/26 | | 3.59 | | | | | | | | | | | | | |
| 108 | | | | 2/21/26 | | 14.32 | | | | | | | | | | | | | |
| 109 | | | | 2/21/26 | | 14.21 | | | | | | | | | | | | | |
| 110 | | | | 2/21/26 | | 14.34 | | | | | | | | | | | | | |
| 111 | | | | 2/21/26 | | 14.61 | | | | | | | | | | | | | |
| 112 | | | | 2/21/26 | | 2.50 | | | | | | | | | | | | | |
| 113 | | | | 2/21/26 | | 2.31 | | | | | | | | | | | | | |
| 114 | | | | 2/21/26 | | 2.77 | | | | | | | | | | | | | |
| 115 | | | | 2/21/26 | | 2.11 | | | | | | | | | | | | | |
| 116 | | | | 2/21/26 | | 5.60 | | | | | | | | | | | | | |
| 117 | | | | 2/21/26 | | 3.18 | | | | | | | | | | | | | |
| 118 | | | | 2/21/26 | | 3.67 | | | | | | | | | | | | | |
| 119 | | | | 2/21/26 | | 3.11 | | | | | | | | | | | | | |

**TABLE 1**

| | | | | | | | | | | | | | | | | | | |
|---|---|---|---|---|---|---|---|---|---|---|---|---|---|---|---|---|---|---|
| 120 | | | | 2/21/26 | | 2.97 | | | | | | | | | | | | |
| 121 | | | | 2/21/26 | | 3.09 | | | | | | | | | | | | |
| 122 | | | | 2/21/26 | | 2.91 | | | | | | | | | | | | |
| 123 | | | | 2/21/26 | | 5.72 | | | | | | | | | | | | |
| 124 | | | | 2/21/26 | | 5.8 | | | | | | | | | | | | |
| 125 | | | | 2/21/26 | | 4.66 | | | | | | | | | | | | |
| 126 | | | | 2/21/26 | | 4.53 | | | | | | | | | | | | |
| 127 | | | | 2/21/26 | | 5.30 | | | | | | | | | | | | |
| 128 | | | | 2/21/26 | | 5.12 | | | | | | | | | | | | |
| 129 | | | | 2/21/26 | | 4.48 | | | | | | | | | | | | |
| 130 | | | | 2/21/26 | | 4.71 | | | | | | | | | | | | |
| 131 | | | | 2/21/26 | | 4.80 | | | | | | | | | | | | |
| 132 | | | | 2/21/26 | | 5.33 | | | | | | | | | | | | |
| 133 | | | | 2/21/26 | | 5.41 | | | | | | | | | | | | |
| 134 | | | | 2/21/26 | | 3.27 | | | | | | | | | | | | |
| 135 | | | | 2/21/26 | | 4.73 | | | | | | | | | | | | |
| 136 | | | | 2/21/26 | | 3.92 | | | | | | | | | | | | |
| 137 | | | | 2/21/26 | | 3.91 | | | | | | | | | | | | |
| 138 | | | | 2/21/26 | | 4.23 | | | | | | | | | | | | |
| 139 | | | | 2/21/26 | | 5.26 | | | | | | | | | | | | |
| 140 | | | | 2/21/26 | | 3.89 | | | | | | | | | | | | |
| 141 | | | | 2/21/26 | | 5.26 | | | | | | | | | | | | |
| 142 | | | | 2/21/26 | | 9.68 | | | | | | | | | | | | |
| 143 | | | | 2/21/26 | | 2.66 | | | | | | | | | | | | |
| 144 | | | | 2/21/26 | | 5.90 | | | | | | | | | | | | |
| 145 | | | | 2/20/26 | | 13.21 | | | | | | | | | | | | |
| 146 | | | | 2/21/26 | | Active Construction | | | | | | | | | | | | |
| 147 | | | | 2/21/26 | | Active Construction | | | | | | | | | | | | |
| 148 | | | | 2/20/26 | | 3.18 | | | | | | | | | | | | |
| 149 | | | | 2/20/26 | | 32.93 | | | | | | | | | | | | |
| 150 | | | | 2/20/26 | | 9.16 | | | | | | | | | | | | |
| 151 | | | | 2/21/26 | | Active Construction | | | | | | | | | | | | |
| 152 | | | | 2/21/26 | | Active Construction | | | | | | | | | | | | |
| 153 | | | | 2/20/26 | | 3.29 | | | | | | | | | | | | |
| 154 | | | | 2/20/26 | | 12.11 | | | | | | | | | | | | |
| 155 | | | | 2/20/26 | | 10.62 | | | | | | | | | | | | |
| 156 | | | | 2/20/26 | | 4.29 | | | | | | | | | | | | |
| 157 | | | | 2/20/26 | | 3.29 | | | | | | | | | | | | |
| 158 | | | | 2/20/26 | | 3.61 | | | | | | | | | | | | |
| 159 | | | | 2/20/26 | | 14.48 | | | | | | | | | | | | |
| 160 | | | | 2/20/26 | | 171 | | | | | | | | | | | | |
| 161 | | | | 2/20/26 | | 13.13 | | | | | | | | | | | | |
| 162 | | | | 2/21/26 | | 32.21 | | | | | | | | | | | | |
| 163 | | | | 2/20/26 | | 14.87 | | | | | | | | | | | | |
| 164 | | | | 2/20/26 | | 9.49 | | | | | | | | | | | | |
| 165 | | | | 2/20/26 | | 8.56 | | | | | | | | | | | | |
| 166 | | | | 2/20/26 | | 9.75 | | | | | | | | | | | | |
| 167 | | | | 2/20/26 | | 13.40 | | | | | | | | | | | | |
| 168 | | | | 2/20/26 | | 27.18 | | | | | | | | | | | | |
| 169 | | | | 2/20/26 | | 4.11 | | | | | | | | | | | | |
| 170 | | | | 2/20/26 | | 4.22 | | | | | | | | | | | | |
| 171 | | | | 2/20/26 | | 4.17 | | | | | | | | | | | | |
| 172 | | | | 2/20/26 | | 3.31 | | | | | | | | | | | | |
| 173 | | | | 2/20/26 | | 3.22 | | | | | | | | | | | | |
| 174 | | | | 2/20/26 | | 4.12 | | | | | | | | | | | | |
| 175 | | | | 2/20/26 | | 4.12 | | | | | | | | | | | | |
| 176 | | | | 2/20/26 | | 4.18 | | | | | | | | | | | | |
| 177 | | | | 2/20/26 | | 5.12 | | | | | | | | | | | | |
| 178 | | | | 2/20/26 | | 5.16 | | | | | | | | | | | | |
| 179 | | | | 2/20/26 | | 5.21 | | | | | | | | | | | | |
| 180 | | | | 2/20/26 | | 5.18 | | | | | | | | | | | | |
| 181 | | | | 2/20/26 | | 5.22 | | | | | | | | | | | | |
| 182 | | | | 2/20/26 | | 13.77 | | | | | | | | | | | | |
| 183 | | | | 2/20/26 | | 7.35 | | | | | | | | | | | | |
| 184 | | | | 2/20/26 | | 10.16 | | | | | | | | | | | | |
| 185 | | | | 2/20/26 | | 31.32 | | | | | | | | | | | | |
| 186 | | | | 2/20/26 | | 19.16 | | | | | | | | | | | | |

**TABLE 1**

| | | | | | | | | | | | | | | | | | | |
|---|---|---|---|---|---|---|---|---|---|---|---|---|---|---|---|---|---|---|
| 187 | | | | 2/20/26 | | 17.79 | | | | | | | | | | | | |
| 188 | | | | 2/20/26 | | 8.31 | | | | | | | | | | | | |
| 189 | | | | 2/20/26 | | 8.75 | | | | | | | | | | | | |
| 190 | | | | 2/20/26 | | 8.22 | | | | | | | | | | | | |
| 191 | | | | 2/20/26 | | 8.65 | | | | | | | | | | | | |
| 192 | | | | 2/20/26 | | 7.11 | | | | | | | | | | | | |
| 193 | | | | 2/20/26 | | 7.12 | | | | | | | | | | | | |
| 194 | | | | 2/20/26 | | 20.22 | | | | | | | | | | | | |
| 195 | | | | 2/21/26 | | 12.72 | | | | | | | | | | | | |
| 196 | | | | 2/21/26 | | 320 | | | | | | | | | | | | |
| | B221 | 34.43154403 | -118.647848 | 2/21/26 | 0928 | 320 | Flow Increase | 2/27/26 | 08089 | 14.8 | | | | | | | | |
| 197 | | | | 2/21/26 | | 17.39 | | | | | | | | | | | | |
| 198 | | | | 2/20/26 | | 13.70 | | | | | | | | | | | | |
| 199 | | | | 2/21/26 | | 52.36 | | | | | | | | | | | | |
| 200 | | | | 2/20/26 | | 4.40 | | | | | | | | | | | | |
| 201 | | | | 2/20/26 | | 4.67 | | | | | | | | | | | | |
| 202 | | | | 2/21/26 | | 15.36 | | | | | | | | | | | | |
| 203 | | | | 2/21/26 | | 53.49 | | | | | | | | | | | | |
| 204 | | | | 2/21/26 | | 16.21 | | | | | | | | | | | | |
| 205 | | | | 2/20/26 | | 4.97 | | | | | | | | | | | | |
| 206 | | | | 2/20/26 | | 5.57 | | | | | | | | | | | | |
| 207 | | | | 2/20/26 | | 17.11 | | | | | | | | | | | | |
| 208 | | | | 2/21/26 | | 10.99 | | | | | | | | | | | | |
| 209 | | | | 2/20/26 | | 11.71 | | | | | | | | | | | | |
| 210 | | | | 2/20/26 | | 167 | | | | | | | | | | | | |
| 211 | | | | 2/21/26 | | 9.45 | | | | | | | | | | | | |
| 212 | | | | 2/20/26 | | 1,265 | | | | | | | | | | | | |
| | Y82 | 34.43200604 | -118.64899 | 2/20/26 | 1150 | 1,265 | Cover Compaction; Flow Increase | 2/27/26 | 0811 | 8.5 | | | | | Cover Compaction; Flow Increase | 3/20/26 | 1109 | 14.1 |
| 213 | | | | 2/21/26 | | 30.46 | | | | | | | | | | | | |
| 214 | | | | 2/21/26 | | 53.11 | | | | | | | | | | | | |
| 215 | | | | 2/20/26 | | 2,361 | | | | | | | | | | | | |
| | Y161 | 34.43117003 | -118.650367 | 2/20/26 | 1015 | 2,361 | Cover Compaction | 2/27/26 | 0757 | 313 | | | | | Cover Compaction | 3/20/26 | 1102 | 412 |
| | Y162 | 34.431438 | -118.65062 | 2/20/26 | 1026 | 1,078 | Cover Compaction | 2/27/26 | 0759 | 240 | | | | | Cover Compaction | 3/20/26 | 1103 | 121 |
| 216 | | | | 2/20/26 | | 17.70 | | | | | | | | | | | | |
| 217 | | | | 2/21/26 | | 19.24 | | | | | | | | | | | | |
| 218 | | | | 2/21/26 | | 52.31 | | | | | | | | | | | | |
| | B104 | 34.43361696 | -118.643352 | 2/20/26 | 933 | 218 | Flow Increase | 2/27/26 | 0802 | 24.6 | | | | | | | | |
| 219 | | | | 2/21/26 | | 9.01 | | | | | | | | | | | | |
| 220 | | | | 2/20/26 | | 66.74 | | | | | | | | | | | | |
| 221 | | | | 2/21/26 | | 9.61 | | | | | | | | | | | | |
| 222 | | | | 2/21/26 | | 6.87 | | | | | | | | | | | | |
| 223 | | | | 2/21/26 | | 12.49 | | | | | | | | | | | | |
| 224 | | | | 2/21/26 | | 20.27 | | | | | | | | | | | | |
| 225 | | | | 2/21/26 | | 9.90 | | | | | | | | | | | | |
| 226 | | | | 2/21/26 | | 15.96 | | | | | | | | | | | | |
| 227 | | | | 2/21/26 | | 20.94 | | | | | | | | | | | | |
| 228 | | | | 2/21/26 | | 9.36 | | | | | | | | | | | | |
| 229 | | | | 2/21/26 | | 4.21 | | | | | | | | | | | | |
| 230 | | | | 2/21/26 | | 8.28 | | | | | | | | | | | | |
| 231 | | | | 2/21/26 | | 14.52 | | | | | | | | | | | | |
| 232 | | | | 2/21/26 | | 12.67 | | | | | | | | | | | | |
| 233 | | | | 2/21/26 | | 8.82 | | | | | | | | | | | | |
| 234 | | | | 2/21/26 | | 9.93 | | | | | | | | | | | | |
| 235 | | | | 2/20/26 | | 20.89 | | | | | | | | | | | | |
| 236 | | | | 2/20/26 | | 18.98 | | | | | | | | | | | | |
| 237 | | | | 2/21/26 | | 34.70 | | | | | | | | | | | | |
| 238 | | | | 2/21/26 | | 22.16 | | | | | | | | | | | | |
| 239 | | | | 2/21/26 | | 14.78 | | | | | | | | | | | | |
| 240 | | | | 2/21/26 | | 20.31 | | | | | | | | | | | | |
| 241 | | | | 2/21/26 | | 17.86 | | | | | | | | | | | | |
| 242 | | | | 2/21/26 | | 6.88 | | | | | | | | | | | | |
| 243 | | | | 2/21/26 | | 5.50 | | | | | | | | | | | | |
| 244 | | | | 2/21/26 | | 625 | | | | | | | | | | | | |
| | Y241 | 34.428892 | -118.651334 | 2/21/26 | 1008 | 625 | Added Dirt; Cover Compaction; Flow Increase | 2/27/26 | 0800 | 112 | | | | | Added Dirt; Cover Compaction; Flow Increase | 3/19/26 | 0703 | 88.1 |
| 245 | | | | 2/21/26 | | 17.65 | | | | | | | | | | | | |
| 246 | | | | 2/21/26 | | 24.38 | | | | | | | | | | | | |
| 247 | | | | 2/21/26 | | 24.11 | | | | | | | | | | | | |

**TABLE 1**

| | | | | | | | | | | | | | | | | | | |
|---|---|---|---|---|---|---|---|---|---|---|---|---|---|---|---|---|---|---|
| 248 | | | | 2/21/26 | | 19.76 | | | | | | | | | | | | |
| 249 | | | | 2/21/26 | | 13.48 | | | | | | | | | | | | |
| 250 | | | | 2/21/26 | | 18.76 | | | | | | | | | | | | |
| 251 | | | | 2/21/26 | | 11.11 | | | | | | | | | | | | |
| 252 | | | | 2/21/26 | | 38.11 | | | | | | | | | | | | |
| 253 | | | | 2/21/26 | | 16.51 | | | | | | | | | | | | |

## TABLE 1

**Chiquita Canyon Landfill Rule 1150.1 1st Quarter Monitoring Report**

**March 2026 Chiquita Canyon Landfill Instantaneous Surface Monitoring Full Site Sweep (3-10-26/3-11-26)**

| Grid | Flag | Latitiude | Longitude | Initial Date | Time | Initial Exceedance >500, 200-499 (PPM) | 10-Day Corrective Action | First Remonitoring Date (10-days) | Time | PPM | 2nd 10-Day Corrective Action | Second Remonitoring Date (10-days) | Time | PPM | 30-DayCorrective Action | 30 Day Remonitoring Date | Time | PPM |
|---|---|---|---|---|---|---|---|---|---|---|---|---|---|---|---|---|---|---|
| **Instantaneuous (Monthly)** | | | | | | | | | | | | | | | | | | |
| 1 | | | | 3/11/26 | | 11.24 | | | | | | | | | | | | |
| 2 | | | | 3/11/26 | | 8.11 | | | | | | | | | | | | |
| 3 | | | | 3/11/26 | | 8.19 | | | | | | | | | | | | |
| 4 | | | | 3/11/26 | | 6.19 | | | | | | | | | | | | |
| 5 | | | | 3/11/26 | | Active Construction | | | | | | | | | | | | |
| 6 | | | | 3/11/26 | | Active Construction | | | | | | | | | | | | |
| 7 | | | | 3/11/26 | | Active Construction | | | | | | | | | | | | |
| 8 | | | | 3/11/26 | | Active Construction | | | | | | | | | | | | |
| 9 | | | | 3/11/26 | | Active Construction | | | | | | | | | | | | |
| 10 | | | | 3/11/26 | | Active Construction | | | | | | | | | | | | |
| 11 | | | | 3/11/26 | | 13.00 | | | | | | | | | | | | |
| 12 | | | | 3/11/26 | | Active Construction | | | | | | | | | | | | |
| 13 | | | | 3/11/26 | | Active Construction | | | | | | | | | | | | |
| 14 | | | | 3/11/26 | | 7.19 | | | | | | | | | | | | |
| 15 | | | | 3/11/26 | | 6.16 | | | | | | | | | | | | |
| 16 | | | | 3/11/26 | | 7.64 | | | | | | | | | | | | |
| 17 | | | | 3/11/26 | | 9.24 | | | | | | | | | | | | |
| 18 | | | | 3/11/26 | | 6.43 | | | | | | | | | | | | |
| 19 | | | | 3/11/26 | | 8.19 | | | | | | | | | | | | |
| 20 | | | | 3/11/26 | | 5.22 | | | | | | | | | | | | |
| 21 | | | | 3/11/26 | | 8.16 | | | | | | | | | | | | |
| 22 | | | | 3/11/26 | | 3.69 | | | | | | | | | | | | |
| 23 | | | | 3/11/26 | | 4.91 | | | | | | | | | | | | |
| 24 | | | | 3/11/26 | | 8.11 | | | | | | | | | | | | |
| 25 | | | | 3/11/26 | | 9.61 | | | | | | | | | | | | |
| 26 | | | | 3/11/26 | | 3.49 | | | | | | | | | | | | |
| 27 | | | | 3/11/26 | | 4.19 | | | | | | | | | | | | |
| 28A | | | | 3/11/26 | | 7.14 | | | | | | | | | | | | |
| 29 | | | | 3/11/26 | | 5.65 | | | | | | | | | | | | |
| 30 | | | | 3/11/26 | | 11.11 | | | | | | | | | | | | |
| 31 | | | | 3/11/26 | | 7.64 | | | | | | | | | | | | |
| 32 | | | | 3/11/26 | | 10.00 | | | | | | | | | | | | |
| 33 | | | | 3/11/26 | | 6.91 | | | | | | | | | | | | |
| 34 | | | | 3/11/26 | | 10.34 | | | | | | | | | | | | |
| 35 | | | | 3/11/26 | | 9.22 | | | | | | | | | | | | |
| 36 | | | | 3/11/26 | | 11.11 | | | | | | | | | | | | |
| 37 | | | | 3/11/26 | | 7.68 | | | | | | | | | | | | |
| 38 | | | | 3/11/26 | | 8.69 | | | | | | | | | | | | |
| 39 | | | | 3/11/26 | | 15.1 | | | | | | | | | | | | |
| 40 | | | | 3/11/26 | | 19.12 | | | | | | | | | | | | |
| 41 | | | | 3/11/26 | | 8.69 | | | | | | | | | | | | |
| 42 | | | | 3/11/26 | | 8.91 | | | | | | | | | | | | |
| 43 | | | | 3/11/26 | | 13.6 | | | | | | | | | | | | |
| 44 | | | | 3/11/26 | | 10.19 | | | | | | | | | | | | |
| 45 | | | | 3/11/26 | | 18.16 | | | | | | | | | | | | |
| 46 | | | | 3/11/26 | | 7.49 | | | | | | | | | | | | |
| 47 | | | | 3/11/26 | | 9.61 | | | | | | | | | | | | |
| 48 | | | | 3/11/26 | | 9.68 | | | | | | | | | | | | |
| 49 | | | | 3/11/26 | | 8.16 | | | | | | | | | | | | |
| 50 | | | | 3/11/26 | | 7.45 | | | | | | | | | | | | |
| 51 | | | | 3/11/26 | | 9.16 | | | | | | | | | | | | |
| 52 | | | | 3/11/26 | | 12.1 | | | | | | | | | | | | |
| 53 | | | | 3/10/26 | | 4.9 | | | | | | | | | | | | |
| 54 | | | | 3/11/26 | | 8.11 | | | | | | | | | | | | |
| 55 | | | | 3/11/26 | | 11.44 | | | | | | | | | | | | |
| 56 | | | | 3/11/26 | | 10.61 | | | | | | | | | | | | |
| 57 | | | | 3/11/26 | | 9.22 | | | | | | | | | | | | |
| 58 | | | | 3/11/26 | | 8.63 | | | | | | | | | | | | |
| 59 | | | | 3/11/26 | | 10.16 | | | | | | | | | | | | |
| 60 | | | | 3/11/26 | | 12.77 | | | | | | | | | | | | |
| 61 | | | | 3/11/26 | | 13.68 | | | | | | | | | | | | |

**TABLE 1**

| | | | | | | | | | | | | | | | | | | |
|---|---|---|---|---|---|---|---|---|---|---|---|---|---|---|---|---|---|---|
| 62 | | | | 3/11/26 | | 15.19 | | | | | | | | | | | | |
| 63 | | | | 3/11/26 | | 12.22 | | | | | | | | | | | | |
| 64 | | | | 3/11/26 | | 6.21 | | | | | | | | | | | | |
| 65 | | | | 3/11/26 | | 9.99 | | | | | | | | | | | | |
| 66 | | | | 3/10/26 | | 4.3 | | | | | | | | | | | | |
| 67 | | | | 3/11/26 | | 17.19 | | | | | | | | | | | | |
| 68 | | | | 3/11/26 | | 9.91 | | | | | | | | | | | | |
| 69 | | | | 3/11/26 | | 6.21 | | | | | | | | | | | | |
| 70 | | | | 3/11/26 | | 10.11 | | | | | | | | | | | | |
| 71 | | | | 3/11/26 | | 9.64 | | | | | | | | | | | | |
| 72 | | | | 3/11/26 | | 8.11 | | | | | | | | | | | | |
| 73 | | | | 3/11/26 | | 9.21 | | | | | | | | | | | | |
| 74 | | | | 3/11/26 | | 10.16 | | | | | | | | | | | | |
| 75 | | | | 3/11/26 | | 5.16 | | | | | | | | | | | | |
| 76 | | | | 3/10/26 | | 3.4 | | | | | | | | | | | | |
| 77 | | | | 3/10/26 | | 4,227 | | | | | | | | | | | | |
| | Y2 | 34.43717801 | -118.646653 | 3/10/26 | 1041 | 3,646 | Boot Repaired | 3/19/26 | 0736 | 33.9 | | | | | Boot Repaired | 4/9/26 | 0932 | 10.1 |
| | Y3 | 34.43735898 | -118.646763 | 3/10/26 | 1056 | 4,227 | Cover Compaction | 3/19/26 | 0735 | 119 | | | | | Cover Compaction | 4/9/26 | 0933 | 317 |
| 78 | | | | 3/10/26 | | 4,986 | | | | | | | | | | | | |
| | Y4 | 34.43730198 | -118.645801 | 3/10/26 | 1103 | 4,986 | Flow Increase | 3/19/26 | 0734 | 262 | | | | | Flow Increase | 4/9/26 | 0935 | 90.6 |
| 79 | | | | 3/10/26 | | 98.17 | | | | | | | | | | | | |
| 80 | | | | 3/10/26 | | 103 | | | | | | | | | | | | |
| 81 | | | | 3/10/26 | | 4.8 | | | | | | | | | | | | |
| 82 | | | | 3/10/26 | | 6.9 | | | | | | | | | | | | |
| 83 | | | | 3/10/26 | | 28.6 | | | | | | | | | | | | |
| 84 | | | | 3/11/26 | | 16.00 | | | | | | | | | | | | |
| 85 | | | | 3/11/26 | | 8.19 | | | | | | | | | | | | |
| 86 | | | | 3/11/26 | | 9.96 | | | | | | | | | | | | |
| 87 | | | | 3/11/26 | | 11.91 | | | | | | | | | | | | |
| 88 | | | | 3/10/26 | | 31.71 | | | | | | | | | | | | |
| 89 | | | | 3/10/26 | | 24.30 | | | | | | | | | | | | |
| 90 | | | | 3/10/26 | | 20.92 | | | | | | | | | | | | |
| 91 | | | | 3/11/26 | | 11.41 | | | | | | | | | | | | |
| 92 | | | | 3/11/26 | | 16.10 | | | | | | | | | | | | |
| 93 | | | | 3/11/26 | | 8.16 | | | | | | | | | | | | |
| 94 | | | | 3/11/26 | | 8.50 | | | | | | | | | | | | |
| 95 | | | | 3/11/26 | | 8.51 | | | | | | | | | | | | |
| 96 | | | | 3/10/26 | | 674 | | | | | | | | | | | | |
| | Y83 | 34.43101899 | -118.645885 | 3/10/26 | 0907 | 674 | Cover Compaction | 3/19/26 | 0747 | 229 | | | | | Cover Compaction | 4/9/26 | 0920 | 26.2 |
| 97 | | | | 3/11/26 | | 15.16 | | | | | | | | | | | | |
| 98 | | | | 3/11/26 | | 8.62 | | | | | | | | | | | | |
| 99 | | | | 3/10/26 | | 12.36 | | | | | | | | | | | | |
| 100 | | | | 3/11/26 | | 10.64 | | | | | | | | | | | | |
| 101 | | | | 3/11/26 | | 20.62 | | | | | | | | | | | | |
| 102 | | | | 3/11/26 | | 9.15 | | | | | | | | | | | | |
| 103 | | | | 3/11/26 | | 31.17 | | | | | | | | | | | | |
| 104 | | | | 3/11/26 | | 12.16 | | | | | | | | | | | | |
| 105 | | | | 3/11/26 | | 19.6 | | | | | | | | | | | | |
| 106 | | | | 3/11/26 | | 8.19 | | | | | | | | | | | | |
| 107 | | | | 3/11/26 | | 13.11 | | | | | | | | | | | | |
| 108 | | | | 3/11/26 | | 9.00 | | | | | | | | | | | | |
| 109 | | | | 3/11/26 | | 10.19 | | | | | | | | | | | | |
| 110 | | | | 3/11/26 | | 12.16 | | | | | | | | | | | | |
| 111 | | | | 3/11/26 | | 11.26 | | | | | | | | | | | | |
| 112 | | | | 3/11/26 | | 9.6 | | | | | | | | | | | | |
| 113 | | | | 3/11/26 | | 11.19 | | | | | | | | | | | | |
| 114 | | | | 3/11/26 | | 8.16 | | | | | | | | | | | | |
| 115 | | | | 3/11/26 | | 5.23 | | | | | | | | | | | | |
| 116 | | | | 3/11/26 | | 10.10 | | | | | | | | | | | | |
| 117 | | | | 3/11/26 | | 6.19 | | | | | | | | | | | | |
| 118 | | | | 3/11/26 | | 8.91 | | | | | | | | | | | | |
| 119 | | | | 3/11/26 | | 8.64 | | | | | | | | | | | | |
| 120 | | | | 3/11/26 | | Active Construction | | | | | | | | | | | | |
| 121 | | | | 3/11/26 | | 6.19 | | | | | | | | | | | | |
| 122 | | | | 3/11/26 | | 8.16 | | | | | | | | | | | | |
| 123 | | | | 3/11/26 | | 15.60 | | | | | | | | | | | | |
| 124 | | | | 3/11/26 | | 7.24 | | | | | | | | | | | | |

| | | | | | | | | | | | | | | | | | | |
|---|---|---|---|---|---|---|---|---|---|---|---|---|---|---|---|---|---|---|
| 125 | | | | 3/11/26 | | 5.12 | | | | | | | | | | | | |
| 126 | | | | 3/11/26 | | 6.21 | | | | | | | | | | | | |
| 127 | | | | 3/11/26 | | 6.91 | | | | | | | | | | | | |
| 128 | | | | 3/11/26 | | 5.22 | | | | | | | | | | | | |
| 129 | | | | 3/11/26 | | 6.19 | | | | | | | | | | | | |
| 130 | | | | 3/11/26 | | 16.19 | | | | | | | | | | | | |
| 131 | | | | 3/11/26 | | 10.9 | | | | | | | | | | | | |
| 132 | | | | 3/11/26 | | 9.6 | | | | | | | | | | | | |
| 133 | | | | 3/11/26 | | 8.4 | | | | | | | | | | | | |
| 134 | | | | 3/11/26 | | 9.31 | | | | | | | | | | | | |
| 135 | | | | 3/11/26 | | 3.11 | | | | | | | | | | | | |
| 136 | | | | 3/11/26 | | 8.31 | | | | | | | | | | | | |
| 137 | | | | 3/11/26 | | 9.61 | | | | | | | | | | | | |
| 138 | | | | 3/11/26 | | 8.14 | | | | | | | | | | | | |
| 139 | | | | 3/11/26 | | 9.6 | | | | | | | | | | | | |
| 140 | | | | 3/11/26 | | 6.12 | | | | | | | | | | | | |
| 141 | | | | 3/11/26 | | 17.16 | | | | | | | | | | | | |
| 142 | | | | 3/11/26 | | 10.16 | | | | | | | | | | | | |
| 143 | | | | 3/11/26 | | 10.06 | | | | | | | | | | | | |
| 144 | | | | 3/11/26 | | 11.19 | | | | | | | | | | | | |
| 145 | | | | 3/10/26 | | 34.16 | | | | | | | | | | | | |
| 146 | | | | 3/10/26 | | Active Construction | | | | | | | | | | | | |
| 147 | | | | 3/10/26 | | Active Construction | | | | | | | | | | | | |
| 148 | | | | 3/10/26 | | 8.9 | | | | | | | | | | | | |
| 149 | | | | 3/10/26 | | 7.2 | | | | | | | | | | | | |
| 150 | | | | 3/10/26 | | 2,789 | | | | | | | | | | | | |
| | Y1 | 34.43613002 | -118.648119 | 3/10/26 | 0958 | 2,789 | Cover Compaction | 3/19/26 | 0728 | 91.1 | | | | | Cover Compaction | 4/9/26 | 0929 | 17.9 |
| 151 | | | | 3/10/26 | | Active Construction | | | | | | | | | | | | |
| 152 | | | | 3/10/26 | | Active Construction | | | | | | | | | | | | |
| 153 | | | | 3/10/26 | | 9.7 | | | | | | | | | | | | |
| 154 | | | | 3/10/26 | | 10.3 | | | | | | | | | | | | |
| 155 | | | | 3/10/26 | | 9.3 | | | | | | | | | | | | |
| 156 | | | | 3/10/26 | | 900 | | | | | | | | | | | | |
| | Y21 | 34.43542502 | -118.648357 | 3/10/26 | 1002 | 800 | Seal Repaired | 3/19/26 | 0725 | 5.4 | | | | | Seal Repaired | 4/9/26 | 0926 | 8.3 |
| | Y22 | 34.435637 | -118.648394 | 3/10/26 | 1004 | 900 | Attempted to restore system vacuum; 3/16/26 Flow Increase | 3/19/26 | 0726 | 257 | | | | | Attempted to restore system vacuum; 3/16/26 Flow Increase | 4/9/26 | 0927 | 12.4 |
| 157 | | | | 3/10/26 | | 8.7 | | | | | | | | | | | | |
| 158 | | | | 3/10/26 | | 6.9 | | | | | | | | | | | | |
| 159 | | | | 3/10/26 | | 12.3 | | | | | | | | | | | | |
| 160 | | | | 3/10/26 | | 8.62 | | | | | | | | | | | | |
| 161 | | | | 3/10/26 | | 21.10 | | | | | | | | | | | | |
| 162 | | | | 3/10/26 | | 650 | | | | | | | | | | | | |
| | Y67 | 34.43214602 | -118.646729 | 3/10/26 | 1048 | 650 | Flow Increase | 3/19/26 | 0711 | 462 | | | | | Flow Increase | 4/9/26 | 0915 | 313 |
| 163 | | | | 3/10/26 | | 1,845 | | | | | | | | | | | | |
| | Y65 | 34.43272697 | -118.647911 | 3/10/26 | 1005 | 1,112 | Cover Compaction; Flow Increase | 3/19/26 | 0719 | 24.7 | | | | | Cover Compaction; Flow Increase | 4/9/26 | 0913 | 13.9 |
| | Y66 | 34.43271398 | -118.647559 | 3/10/26 | 1022 | 1,845 | Cover Compaction; Flow Increase | 3/19/26 | 0717 | 114 | | | | | Cover Compaction; Flow Increase | 4/9/26 | 0914 | 40.6 |
| 164 | | | | 3/10/26 | | 34.61 | | | | | | | | | | | | |
| 165 | | | | 3/10/26 | | 8.58 | | | | | | | | | | | | |
| 166 | | | | 3/10/26 | | 8.50 | | | | | | | | | | | | |
| 167 | | | | 3/10/26 | | 9.15 | | | | | | | | | | | | |
| 168 | | | | 3/10/26 | | 8.86 | | | | | | | | | | | | |
| 169 | | | | 3/10/26 | | 9.08 | | | | | | | | | | | | |
| 170 | | | | 3/10/26 | | 10.64 | | | | | | | | | | | | |
| 171 | | | | 3/10/26 | | 152 | | | | | | | | | | | | |
| 172 | | | | 3/10/26 | | 148 | | | | | | | | | | | | |
| 173 | | | | 3/10/26 | | 59.12 | | | | | | | | | | | | |
| 174 | | | | 3/10/26 | | 14.42 | | | | | | | | | | | | |
| 175 | | | | 3/10/26 | | 10.50 | | | | | | | | | | | | |
| 176 | | | | 3/10/26 | | 14.1 | | | | | | | | | | | | |
| 177 | | | | 3/10/26 | | 1,200 | | | | | | | | | | | | |
| | Y23 | 34.43527699 | -118.64881 | 3/10/26 | 1031 | 1,200 | Boot Repaired | 3/19/26 | 0724 | 298 | | | | | Boot Repaired | 4/9/26 | 0925 | 11.9 |
| 178 | | | | 3/10/26 | | 21.10 | | | | | | | | | | | | |
| 179 | | | | 3/10/26 | | 6.1 | | | | | | | | | | | | |
| 180 | | | | 3/10/26 | | 11.6 | | | | | | | | | | | | |
| 181 | | | | 3/10/26 | | 14.71 | | | | | | | | | | | | |
| 182 | | | | 3/10/26 | | 24.80 | | | | | | | | | | | | |
| 183 | | | | 3/10/26 | | 21.11 | | | | | | | | | | | | |

**TABLE 1**

| | | | | | | | | | | | | | | | | | | |
|---|---|---|---|---|---|---|---|---|---|---|---|---|---|---|---|---|---|---|
| 184 | | | | 3/10/26 | | 31.17 | | | | | | | | | | | | |
| 185 | | | | 3/10/26 | | 34.78 | | | | | | | | | | | | |
| 186 | | | | 3/10/26 | | 18.96 | | | | | | | | | | | | |
| 187 | | | | 3/10/26 | | 41.27 | | | | | | | | | | | | |
| 188 | | | | 3/10/26 | | 32.64 | | | | | | | | | | | | |
| 189 | | | | 3/10/26 | | 24.30 | | | | | | | | | | | | |
| 190 | | | | 3/10/26 | | 25.13 | | | | | | | | | | | | |
| 191 | | | | 3/10/26 | | 20.17 | | | | | | | | | | | | |
| 192 | | | | 3/10/26 | | 26.29 | | | | | | | | | | | | |
| 193 | | | | 3/10/26 | | 39.10 | | | | | | | | | | | | |
| 194 | | | | 3/10/26 | | 20,000 | | | | | | | | | | | | |
| | Y81 | 34.43166004 | -118.645723 | 3/10/26 | 0854 | 554 | Cover Compaction; Flow Increase | 3/19/26 | 0750 | 130 | | | | | Cover Compaction; Flow Increase | 4/9/26 | 0917 | 19.2 |
| | Y82 | 34.43127204 | -118.64546 | 3/10/26 | 0902 | 20,000 | Cover Compaction | 3/19/26 | 0745 | 364 | | | | | Cover Compaction | 4/9/26 | 0919 | 466 |
| | B81 | 34.43125301 | -118.645571 | 3/10/26 | 0859 | 291 | Flow Increase | 3/19/26 | 0745 | 17.4 | | | | | | | | |
| 195 | | | | 3/10/26 | | 10.13 | | | | | | | | | | | | |
| 196 | | | | 3/10/26 | | 1,123 | | | | | | | | | | | | |
| | Y64 | 34.43190998 | -118.648349 | 3/10/26 | 0938 | 1,123 | Cover Compaction | 3/19/26 | 0709 | 110 | | | | | Cover Compaction | 4/9/26 | 0911 | 33.7 |
| 197 | | | | 3/10/26 | | 7.45 | | | | | | | | | | | | |
| 198 | | | | 3/10/26 | | 15.32 | | | | | | | | | | | | |
| 199 | | | | 3/10/26 | | 13.75 | | | | | | | | | | | | |
| 200 | | | | 3/10/26 | | 9.68 | | | | | | | | | | | | |
| 201 | | | | 3/10/26 | | 9.46 | | | | | | | | | | | | |
| 202 | | | | 3/10/26 | | 9.54 | | | | | | | | | | | | |
| 203 | | | | 3/10/26 | | 21.65 | | | | | | | | | | | | |
| 204 | | | | 3/10/26 | | 11.91 | | | | | | | | | | | | |
| 205 | | | | 3/10/26 | | 21.11 | | | | | | | | | | | | |
| 206 | | | | 3/10/26 | | 19.76 | | | | | | | | | | | | |
| 207 | | | | 3/10/26 | | 31.21 | | | | | | | | | | | | |
| 208 | | | | 3/10/26 | | 29.32 | | | | | | | | | | | | |
| 209 | | | | 3/10/26 | | 19.17 | | | | | | | | | | | | |
| 210 | | | | 3/10/26 | | 612 | | | | | | | | | | | | |
| | Y61 | 34.43163296 | -118.650711 | 3/10/26 | 0811 | 612 | Cover Compaction | 3/19/26 | 0658 | 247 | | | | | Cover Compaction | 4/9/26 | 0902 | 109 |
| 211 | | | | 3/10/26 | | 652 | | | | | | | | | | | | |
| | Y63 | 34.43203697 | -118.650479 | 3/10/26 | 0847 | 652 | Flow Increase; Boot Repaired | 3/19/26 | 0701 | 206 | | | | | Flow Increase; Boot Repaired | 4/9/26 | 0905 | 64.1 |
| | B62 | 34.43183396 | -118.6503 | 3/10/26 | 0842 | 245 | Flow Increase | 3/19/26 | 0700 | 127 | | | | | | | | |
| | B63 | 34.43185802 | -118.650269 | 3/10/26 | 0844 | 232 | Flow Increase | 3/19/26 | 0700 | 97.3 | | | | | | | | |
| 212 | | | | 3/10/26 | | 24.10 | | | | | | | | | | | | |
| 213 | | | | 3/10/26 | | 17.16 | | | | | | | | | | | | |
| 214 | | | | 3/10/26 | | 64.11 | | | | | | | | | | | | |
| 215 | | | | 3/10/26 | | 500 | | | | | | | | | | | | |
| | Y62 | 34.43110901 | -118.650588 | 3/10/26 | 0825 | 500 | Cover Compaction | 3/19/26 | 0656 | 137 | | | | | Cover Compaction | 4/9/26 | 0901 | 217 |
| | B61 | 34.43110096 | -118.650564 | 3/10/26 | 0828 | 243 | Flow Increase | 3/19/26 | 0656 | 119 | | | | | | | | |
| 216 | | | | 3/10/26 | | 7.15 | | | | | | | | | | | | |
| 217 | | | | 3/10/26 | | 7.95 | | | | | | | | | | | | |
| 218 | | | | 3/11/26 | | 9.54 | | | | | | | | | | | | |
| 219 | | | | 3/11/26 | | 21.65 | | | | | | | | | | | | |
| 220 | | | | 3/11/26 | | 11.91 | | | | | | | | | | | | |
| 221 | | | | 3/11/26 | | 8.86 | | | | | | | | | | | | |
| 222 | | | | 3/11/26 | | 9.08 | | | | | | | | | | | | |
| 223 | | | | 3/11/26 | | 14.42 | | | | | | | | | | | | |
| 224 | | | | 3/11/26 | | 10.90 | | | | | | | | | | | | |
| 225 | | | | 3/11/26 | | 14.71 | | | | | | | | | | | | |
| 226 | | | | 3/11/26 | | 9.68 | | | | | | | | | | | | |
| 227 | | | | 3/11/26 | | 9.46 | | | | | | | | | | | | |
| 228 | | | | 3/11/26 | | 16.41 | | | | | | | | | | | | |
| 229 | | | | 3/11/26 | | 38.22 | | | | | | | | | | | | |
| 230 | | | | 3/11/26 | | 19.46 | | | | | | | | | | | | |
| 231 | | | | 3/11/26 | | 71.65 | | | | | | | | | | | | |
| 232 | | | | 3/11/26 | | 58.22 | | | | | | | | | | | | |
| 233 | | | | 3/11/26 | | 60.11 | | | | | | | | | | | | |
| 234 | | | | 3/11/26 | | 20.17 | | | | | | | | | | | | |
| 235 | | | | 3/11/26 | | 71.42 | | | | | | | | | | | | |
| 236 | | | | 3/11/26 | | 56.19 | | | | | | | | | | | | |
| 237 | | | | 3/11/26 | | 12.16 | | | | | | | | | | | | |
| 238 | | | | 3/11/26 | | 40.11 | | | | | | | | | | | | |
| 239 | | | | 3/11/26 | | 61.36 | | | | | | | | | | | | |
| 240 | | | | 3/11/26 | | 51.22 | | | | | | | | | | | | |

**TABLE 1**

| | | | | | | | | | | | | | | | | | | |
|---|---|---|---|---|---|---|---|---|---|---|---|---|---|---|---|---|---|---|
| 241 | | | | 3/11/26 | | 26.28 | | | | | | | | | | | | |
| 242 | | | | 3/11/26 | | 19.26 | | | | | | | | | | | | |
| 243 | | | | 3/11/26 | | 68.16 | | | | | | | | | | | | |
| 244 | | | | 3/11/26 | | 71.29 | | | | | | | | | | | | |
| 245 | | | | 3/11/26 | | 16.26 | | | | | | | | | | | | |
| 246 | | | | 3/11/26 | | 21.91 | | | | | | | | | | | | |
| 247 | | | | 3/11/26 | | 25.13 | | | | | | | | | | | | |
| 248 | | | | 3/11/26 | | 9.46 | | | | | | | | | | | | |
| 249 | | | | 3/11/26 | | 14.71 | | | | | | | | | | | | |
| 250 | | | | 3/11/26 | | 14.42 | | | | | | | | | | | | |
| 251 | | | | 3/11/26 | | 10.50 | | | | | | | | | | | | |
| 252 | | | | 3/11/26 | | 13.46 | | | | | | | | | | | | |
| 253 | | | | 3/11/26 | | 68.11 | | | | | | | | | | | | |

# TABLE 1

**Chiquita Canyon Landfill Rule 1150.1 1st Quarter Monitoring Report**

**March 2026 Chiquita Canyon Landfill Instantaneuous Surface Monitoring Reaction Area Sweep (3-17-26/3-19-26)**

| Grid | Flag | Latitude | Longitude | Initial Date | Time | Initial Exceedance >500, 200-499 (PPM) | 10-Day Corrective Action | First Remonitoring Date (10-days) | Time | PPM | 2nd 10-Day Corrective Action | Second Remonitoring Date (10-days) | Time | PPM | 30-DayCorrective Action | 30 Day Remonitoring Date | Time | PPM |
|---|---|---|---|---|---|---|---|---|---|---|---|---|---|---|---|---|---|---|
| **Instantaneuous (Monthly)** | | | | | | | | | | | | | | | | | | |
| 53 | | | | 3/17/26 | | 34.13 | | | | | | | | | | | | |
| 66 | | | | 3/17/26 | | 51.64 | | | | | | | | | | | | |
| 76 | | | | 3/17/26 | | 67.21 | | | | | | | | | | | | |
| 77 | | | | 3/17/26 | | 3,421 | | | | | | | | | | | | |
| | Y41 | 34.43735797 | -118.646773 | 3/17/26 | 0939 | 3,421 | Cover Compaction | 3/27/26 | 0900 | 116 | | | | | Cover Compaction | 4/16/26 | 0701 | 209 |
| 78 | | | | 3/17/26 | | 2,413 | | | | | | | | | | | | |
| | Y42 | 34.43774102 | -118.646823 | 3/17/26 | 0943 | 700 | Cover Compaction | 3/27/26 | 0901 | 4.8 | | | | | Cover Compaction | 4/16/26 | 0650 | 6.2 |
| | Y43 | 34.43742 | -118.646393 | 3/17/26 | 0948 | 832 | Cover Compaction; Flow Increase | 3/27/26 | 0859 | 26.6 | | | | | Cover Compaction; Flow Increase | 4/16/26 | 0659 | 49.1 |
| | Y44 | 34.43733299 | -118.64626 | 3/17/26 | 0950 | 2,413 | Flow Increase | 3/27/26 | 0858 | 54.1 | | | | | Flow Increase | 4/16/26 | 0709 | 30.8 |
| | Y45 | 34.43732704 | -118.645867 | 3/17/26 | 0952 | 848 | Flow Increase | 3/27/26 | 0857 | 396 | | | | | Flow Increase | 4/16/26 | 0710 | 251 |
| | Y46 | 34.43732997 | -118.64579 | 3/17/26 | 0954 | 845 | Flow Increase | 3/27/26 | 0856 | 131 | | | | | Flow Increase | 4/16/26 | 0715 | 396 |
| 79 | | | | 3/17/26 | | 97.64 | | | | | | | | | | | | |
| 80 | | | | 3/17/26 | | 104 | | | | | | | | | | | | |
| 81 | | | | 3/17/26 | | 8.6 | | | | | | | | | | | | |
| 82 | | | | 3/17/26 | | 15.3 | | | | | | | | | | | | |
| 83 | | | | 3/17/26 | | 700 | | | | | | | | | | | | |
| | Y61 | 34.4342 | -118.645653 | 3/17/26 | 0846 | 900 | Cover Compaction; Flow Increase | 3/27/26 | 0800 | 76.8 | | | | | Cover Compaction; Flow Increase | 4/16/26 | 0848 | 182 |
| | Y66 | 34.43378602 | -118.64564 | 3/17/26 | 1018 | 720 | Cover Compaction | 3/27/26 | 0759 | 20.9 | | | | | Cover Compaction | 4/16/26 | 0822 | 9.2 |
| 88 | | | | 3/19/26 | | 9.6 | | | | | | | | | | | | |
| 89 | | | | 3/19/26 | | 32.4 | | | | | | | | | | | | |
| 90 | | | | 3/17/26 | | 640 | | | | | | | | | | | | |
| | Y63 | 34.433409 | -118.646512 | 3/17/26 | 0900 | 640 | Cover Compaction | 3/27/26 | 0804 | 12.2 | | | | | Cover Compaction | 4/16/26 | 0850 | 6.2 |
| 96 | | | | 3/19/26 | | 10.37 | | | | | | | | | | | | |
| 99 | | | | 3/19/26 | | 9.42 | | | | | | | | | | | | |
| 145 | | | | 3/17/26 | | 34.51 | | | | | | | | | | | | |
| 146 | | | | 3/19/26 | | Active Construction | | | | | | | | | | | | |
| 147 | | | | 3/19/26 | | Active Construction | | | | | | | | | | | | |
| 148 | | | | 3/17/26 | | 31.98 | | | | | | | | | | | | |
| 149 | | | | 3/17/26 | | 51.19 | | | | | | | | | | | | |
| 150 | | | | 3/17/26 | | 17.26 | | | | | | | | | | | | |
| 151 | | | | 3/19/26 | | Active Construction | | | | | | | | | | | | |
| 152 | | | | 3/19/26 | | Active Construction | | | | | | | | | | | | |
| 153 | | | | 3/17/26 | | 24.16 | | | | | | | | | | | | |
| 154 | | | | 3/17/26 | | 52.34 | | | | | | | | | | | | |
| 155 | | | | 3/17/26 | | 550 | | | | | | | | | | | | |
| | Y62 | 34.43377504 | -118.646363 | 3/17/26 | 0854 | 550 | Flow Increase | 3/27/26 | 0802 | 35.1 | | | | | Flow Increase | 4/16/26 | 0847 | 494 |
| 156 | | | | 3/17/26 | | 6,946 | | | | | | | | | | | | |
| | Y22 | 34.43537003 | -118.648342 | 3/17/26 | 0829 | 6,946 | Seal Repaired | 3/27/26 | 0832 | 3.8 | | | | | Seal Repaired | 4/16/26 | 0749 | 10.8 |
| | B21 | 34.43566097 | -118.648366 | 3/17/26 | 0823 | 378 | Flow Increase | 3/27/26 | 0838 | 16.6 | | | | | | | | |
| 157 | | | | 3/17/26 | | 172 | | | | | | | | | | | | |
| 158 | | | | 3/17/26 | | 41.61 | | | | | | | | | | | | |
| 159 | | | | 3/17/26 | | 34.19 | | | | | | | | | | | | |
| 160 | | | | 3/17/26 | | 350 | | | | | | | | | | | | |
| | B65 | 34.43326701 | -118.647334 | 3/17/26 | 1002 | 350 | Flow Increase | 3/27/26 | 0818 | 79.1 | | | | | | | | |
| 161 | | | | 3/19/26 | | 11.2 | | | | | | | | | | | | |
| 162 | | | | 3/19/26 | | 13.5 | | | | | | | | | | | | |
| 163 | | | | 3/17/26 | | 1,000 | | | | | | | | | | | | |
| | Y64 | 34.43261901 | -118.647552 | 3/17/26 | 0950 | 1,000 | Flow Increase | 3/27/26 | 0754 | 116 | | | | | Flow Increase | 4/16/26 | 0905 | 20.0 |
| 164 | | | | 3/17/26 | | 16.5 | | | | | | | | | | | | |
| 165 | | | | 3/17/26 | | 11.6 | | | | | | | | | | | | |
| 166 | | | | 3/17/26 | | 5.4 | | | | | | | | | | | | |
| 167 | | | | 3/17/26 | | 13.2 | | | | | | | | | | | | |
| 168 | | | | 3/17/26 | | 5.9 | | | | | | | | | | | | |
| 169 | | | | 3/17/26 | | 107 | | | | | | | | | | | | |
| 170 | | | | 3/17/26 | | 164 | | | | | | | | | | | | |
| 171 | | | | 3/17/26 | | 34.10 | | | | | | | | | | | | |
| 172 | | | | 3/17/26 | | 4,996 | | | | | | | | | | | | |
| | Y24 | 34.434746 | -118.648474 | 3/17/26 | 0843 | 4,996 | Cover Compaction | 3/27/26 | 0844 | 4.1 | | | | | Cover Compaction | 4/16/26 | 0752 | 3.9 |
| | Y25 | 34.43476302 | -118.649058 | 3/17/26 | 0852 | 4,368 | Cover Compaction; Boot Repaired | 3/27/26 | 0845 | 5.3 | | | | | Cover Compaction; Boot Repaired | 4/16/26 | 0755 | 5.6 |
| 173 | | | | 3/17/26 | | 20,000 | | | | | | | | | | | | |
| | Y27 | 34.43448901 | -118.649732 | 3/17/26 | 0928 | 20,000 | Flow Increase | 3/27/26 | 0816 | 145 | | | | | Flow Increase | 4/16/26 | 0758 | 3.8 |

**TABLE 1**

| | | | | | | | | | | | | | | | | | | | |
|---|---|---|---|---|---|---|---|---|---|---|---|---|---|---|---|---|---|---|---|
| 174 | | | | 3/17/26 | | 43.1 | | | | | | | | | | | | | |
| 175 | | | | 3/17/26 | | 1,689 | | | | | | | | | | | | | |
| | Y28 | 34.43487902 | -118.650489 | 3/17/26 | 0938 | 1,689 | Cover Compaction | 3/27/26 | 0818 | 8.7 | | | | | Cover Compaction | 4/16/26 | 0803 | 27.3 |
| 176 | | | | 3/17/26 | | 143 | | | | | | | | | | | | | |
| 177 | | | | 3/17/26 | | 1,847 | | | | | | | | | | | | | |
| | Y23 | 34.43527901 | -118.648683 | 3/17/26 | 0835 | 1,847 | Flow Increase | 3/27/26 | 0840 | 64.7 | | | | | Flow Increase | 4/16/26 | 0822 | 399 |
| | B26 | 34.43553197 | -118.64888 | 3/17/26 | 0859 | 483 | Flow Increase | 3/27/26 | 0841 | 12.2 | | | | | | | | |
| 178 | | | | 3/19/26 | | 2,780 | | | | | | | | | | | | | |
| | Y25 | 34.43590304 | -118.648924 | 3/19/26 | 0853 | 2,780 | Cover Compaction; Flow Increase | 3/27/26 | 0925 | 5.4 | | | | | Cover Compaction; Flow Increase | 4/16/26 | 0824 | 5.7 |
| 179 | | | | 3/19/26 | | 13.20 | | | | | | | | | | | | | |
| 180 | | | | 3/19/26 | | 1,180 | | | | | | | | | | | | | |
| | Y23 | 34.43561504 | -118.650062 | 3/19/26 | 0845 | 675 | Cover Compaction | 3/27/26 | 0910 | 4.9 | | | | | Cover Compaction | 4/16/26 | 0817 | 463 |
| | Y24 | 34.43538898 | -118.649928 | 3/19/26 | 0848 | 1,180 | Cover Compaction; Flow Increase | 3/27/26 | 0915 | 3.8 | | | | | Cover Compaction; Flow Increase | 4/16/26 | 0819 | 4.5 |
| 181 | | | | 3/19/26 | | 4,821 | | | | | | | | | | | | | |
| | Y21 | 34.43547296 | -118.650787 | 3/19/26 | 0834 | 4,821 | Cover Compaction | 3/27/26 | 0826 | 115 | | | | | Cover Compaction | 4/16/26 | 0813 | 306 |
| | Y22 | 34.434904 | -118.651049 | 3/19/26 | 0839 | 2,410 | Cover Compaction | 3/27/26 | 0821 | 417 | | | | | Cover Compaction | 4/16/26 | 0807 | 441 |
| 182 | | | | 3/19/26 | | 760 | | | | | | | | | | | | | |
| | Y11 | 34.43551102 | -118.651312 | 3/19/26 | 0832 | 760 | Cover Compaction | 3/27/26 | 0823 | 102 | | | | | Cover Compaction | 4/16/26 | 0811 | 47.7 |
| 183 | | | | 3/19/26 | | 14.16 | | | | | | | | | | | | | |
| 184 | | | | 3/19/26 | | 32.29 | | | | | | | | | | | | | |
| 185 | | | | 3/19/26 | | 41.17 | | | | | | | | | | | | | |
| 186 | | | | 3/19/26 | | 11.06 | | | | | | | | | | | | | |
| 187 | | | | 3/19/26 | | 8.41 | | | | | | | | | | | | | |
| 188 | | | | 3/19/26 | | 24.30 | | | | | | | | | | | | | |
| 189 | | | | 3/19/26 | | 51.10 | | | | | | | | | | | | | |
| 190 | | | | 3/19/26 | | 6.99 | | | | | | | | | | | | | |
| 191 | | | | 3/19/26 | | 6.40 | | | | | | | | | | | | | |
| 192 | | | | 3/19/26 | | 7.79 | | | | | | | | | | | | | |
| 193 | | | | 3/19/26 | | 6.21 | | | | | | | | | | | | | |
| 194 | | | | 3/19/26 | | 10.51 | | | | | | | | | | | | | |
| 195 | | | | 3/19/26 | | 8.25 | | | | | | | | | | | | | |
| 196 | | | | 3/19/26 | | 18.5 | | | | | | | | | | | | | |
| 197 | | | | 3/19/26 | | 7.18 | | | | | | | | | | | | | |
| 198 | | | | 3/19/26 | | 7.23 | | | | | | | | | | | | | |
| 199 | | | | 3/19/26 | | 8.16 | | | | | | | | | | | | | |
| 200 | | | | 3/17/26 | | 12.1 | | | | | | | | | | | | | |
| 201 | | | | 3/17/26 | | 7.3 | | | | | | | | | | | | | |
| 202 | | | | 3/17/26 | | 7.4 | | | | | | | | | | | | | |
| 203 | | | | 3/17/26 | | 10.2 | | | | | | | | | | | | | |
| 204 | | | | 3/17/26 | | 10.6 | | | | | | | | | | | | | |
| 205 | | | | 3/17/26 | | 8.6 | | | | | | | | | | | | | |
| 206 | | | | 3/17/26 | | 8.8 | | | | | | | | | | | | | |
| 207 | | | | 3/17/26 | | 8.6 | | | | | | | | | | | | | |
| 208 | | | | 3/17/26 | | 9.5 | | | | | | | | | | | | | |
| 209 | | | | 3/17/26 | | 11.6 | | | | | | | | | | | | | |
| 210 | | | | 3/19/26 | | 17.7 | | | | | | | | | | | | | |
| 211 | | | | 3/19/26 | | 65.4 | | | | | | | | | | | | | |
| 212 | | | | 3/19/26 | | 8.17 | | | | | | | | | | | | | |
| 213 | | | | 3/19/26 | | 10.7 | | | | | | | | | | | | | |
| 214 | | | | 3/19/26 | | 9.5 | | | | | | | | | | | | | |
| 215 | | | | 3/19/26 | | 13.9 | | | | | | | | | | | | | |
| 216 | | | | 3/19/26 | | 9.49 | | | | | | | | | | | | | |
| 217 | | | | 3/19/26 | | 9.61 | | | | | | | | | | | | | |

## TABLE 1

**Chiquita Canyon Landfill Rule 1150.1 1st Quarter Monitoring Report**

**March 2026 Chiquita Canyon Landfill Instantaneuous Surface Monitoring Reaction Area Sweep (3-23-26)**

| Grid | Flag | Latitiude | Longitude | Initial Date | Time | Initial Exceedance >500, 200-499 (PPM) | 10-Day Corrective Action | First Remonitoring Date (10-days) | Time | PPM | 2nd 10-Day Corrective Action | Second Remonitoring Date (10-days) | Time | PPM | 30-DayCorrective Action | 30 Day Remonitoring Date | Time | PPM |
|---|---|---|---|---|---|---|---|---|---|---|---|---|---|---|---|---|---|---|
| **Instantaneuous (Monthly)** | | | | | | | | | | | | | | | | | | |
| 53 | | | | 3/23/26 | | 19.17 | | | | | | | | | | | | |
| 66 | | | | 3/23/26 | | 27.80 | | | | | | | | | | | | |
| 76 | | | | 3/23/26 | | 31.60 | | | | | | | | | | | | |
| 77 | | | | 3/23/26 | | 2,845 | | | | | | | | | | | | |
| | Y41 | 34.43699 | -118.646724 | 3/23/26 | 1014 | 4,932 | Sealed Support | 4/2/26 | 0854 | 236 | | | | | Sealed Support | 4/21/26 | 0805 | 311 |
| | Y42 | 34.43711397 | -118.64676 | 3/23/26 | 1020 | 2,623 | Boot Repaired | 4/2/26 | 0853 | 427 | | | | | Boot Repaired | 4/21/26 | 0806 | 456 |
| | Y43 | 34.43710903 | -118.646849 | 3/23/26 | 1022 | 726 | Boot Repaired | 4/2/26 | 0853 | 16.4 | | | | | Boot Repaired | 4/21/26 | 0807 | 23.6 |
| | Y44 | 34.43722403 | -118.646904 | 3/23/26 | 1023 | 2,845 | Liner Repaired | 4/2/26 | 0852 | 160 | | | | | Liner Repaired | 4/21/26 | 0803 | 114 |
| 78 | | | | 3/23/26 | | 1,822 | | | | | | | | | | | | |
| | Y45 | 34.43736199 | -118.646744 | 3/23/26 | 1025 | 1,822 | Cover Compaction | 4/2/26 | 0851 | 7,989 | Installed bentonite plug | 4/9/26 | 0933 | 317 | Cover Compaction | 4/21/26 | 0851 | 472 |
| | Y46 | 34.43735202 | -118.645845 | 3/23/26 | 1028 | 515 | Flow Increase | 4/2/26 | 0849 | 76.6 | | | | | Flow Increase | 4/21/26 | 0849 | 94.3 |
| 79 | | | | 3/23/26 | | 42.60 | | | | | | | | | | | | |
| 80 | | | | 3/23/26 | | 28.31 | | | | | | | | | | | | |
| 81 | | | | 3/23/26 | | 29.60 | | | | | | | | | | | | |
| 82 | | | | 3/23/26 | | 154 | | | | | | | | | | | | |
| 83 | | | | 3/23/26 | | 1,500 | | | | | | | | | | | | |
| | Y62 | 34.43383296 | -118.646346 | 3/23/26 | 0942 | 1,500 | Flow Increase | 4/2/26 | 0756 | 323 | | | | | Flow Increase | 4/21/26 | 0910 | 427 |
| 88 | | | | 3/23/26 | | 7.50 | | | | | | | | | | | | |
| 89 | | | | 3/23/26 | | 25.78 | | | | | | | | | | | | |
| 90 | | | | 3/23/26 | | 27.14 | | | | | | | | | | | | |
| 96 | | | | 3/23/26 | | 978 | | | | | | | | | | | | |
| | Y16 | 34.43100499 | -118.645918 | 3/23/26 | 1132 | 978 | Cover Compaction | 4/2/26 | 0749 | 110 | | | | | Cover Compaction | 4/21/26 | 0917 | 183 |
| 99 | | | | 3/23/26 | | 9.4 | | | | | | | | | | | | |
| 145 | | | | 3/23/26 | | 17.19 | | | | | | | | | | | | |
| 146 | | | | 3/23/26 | | Active Construction | | | | | | | | | | | | |
| 147 | | | | 3/23/26 | | Active Construction | | | | | | | | | | | | |
| 148 | | | | 3/23/26 | | 64.10 | | | | | | | | | | | | |
| 149 | | | | 3/23/26 | | 78.19 | | | | | | | | | | | | |
| 150 | | | | 3/23/26 | | 43.16 | | | | | | | | | | | | |
| 151 | | | | 3/23/26 | | Active Construction | | | | | | | | | | | | |
| 152 | | | | 3/23/26 | | Active Construction | | | | | | | | | | | | |
| 153 | | | | 3/23/26 | | 19.17 | | | | | | | | | | | | |
| 154 | | | | 3/23/26 | | 37.60 | | | | | | | | | | | | |
| 155 | | | | 3/23/26 | | 21.30 | | | | | | | | | | | | |
| 156 | | | | 3/23/26 | | 30,000 | | | | | | | | | | | | |
| | Y21 | 34.43536802 | -118.648343 | 3/23/26 | 0914 | 30,000 | Cover Compaction | 4/2/26 | 0837 | 5.9 | | | | | Cover Compaction | 4/21/26 | 0903 | 7.4 |
| 157 | | | | 3/23/26 | | 50,000 | | | | | | | | | | | | |
| | Y22 | 34.43510299 | -118.6484 | 3/23/26 | 0925 | 50,000 | Boot Repaired | 4/2/26 | 0838 | 5.8 | | | | | Boot Repaired | 4/21/26 | 0856 | 12.3 |
| 158 | | | | 3/23/26 | | 2,759 | | | | | | | | | | | | |
| | Y24 | 34.43483703 | -118.647712 | 3/23/26 | 0947 | 2,759 | Well Repaired | 4/2/26 | 0759 | 74.4 | | | | | Well Repaired | 4/21/26 | 0858 | 119 |
| 159 | | | | 3/23/26 | | 17.31 | | | | | | | | | | | | |
| 160 | | | | 3/23/26 | | 26.13 | | | | | | | | | | | | |
| 161 | | | | 3/23/26 | | 25.61 | | | | | | | | | | | | |
| 162 | | | | 3/23/26 | | 8.50 | | | | | | | | | | | | |
| 163 | | | | 3/23/26 | | 500 | | | | | | | | | | | | |
| | Y61 | 34.43274398 | -118.647897 | 3/23/26 | 0906 | 500 | Flow Increase | 4/2/26 | 0753 | 64.1 | | | | | Flow Increase | 4/21/26 | 0913 | 52.8 |
| 164 | | | | 3/23/26 | | 16.42 | | | | | | | | | | | | |
| 165 | | | | 3/23/26 | | 17.11 | | | | | | | | | | | | |
| 166 | | | | 3/23/26 | | 16.18 | | | | | | | | | | | | |
| 167 | | | | 3/23/26 | | 16.22 | | | | | | | | | | | | |
| 168 | | | | 3/23/26 | | 13.81 | | | | | | | | | | | | |
| 169 | | | | 3/23/26 | | 16.5 | | | | | | | | | | | | |
| 170 | | | | 3/23/26 | | 21.6 | | | | | | | | | | | | |
| 171 | | | | 3/23/26 | | 17.3 | | | | | | | | | | | | |
| 172 | | | | 3/23/26 | | 50,000 | | | | | | | | | | | | |
| | Y23 | 34.434775 | -118.648477 | 3/23/26 | 0930 | 50,000 | Well Repaired | 4/2/26 | 0839 | 6.3 | | | | | Well Repaired | 4/21/26 | 0856 | 12.3 |
| 173 | | | | 3/23/26 | | 5,781 | | | | | | | | | | | | |
| | Y25 | 34.43442497 | -118.649399 | 3/23/26 | 1014 | 5,781 | Cover Compaction | 4/2/26 | 0805 | 57.7 | | | | | Cover Compaction | 4/21/26 | 0851 | 84.6 |
| | Y26 | 34.43477098 | -118.649443 | 3/23/26 | 1021 | 2,539 | Flow Increase | 4/2/26 | 0806 | 477 | | | | | Flow Increase | 4/21/26 | 0853 | 489 |
| 174 | | | | 3/23/26 | | 12.9 | | | | | | | | | | | | |
| 175 | | | | 3/23/26 | | 4,198 | | | | | | | | | | | | |

# TABLE 1

| | | | | | | | | | | | | | | | | | | |
|---|---|---|---|---|---|---|---|---|---|---|---|---|---|---|---|---|---|---|
| | Y27 | 34.434876 | -118.650478 | 3/23/26 | 1032 | 1,855 | Cover Compaction | 4/2/26 | 0810 | 6.4 | | | | | Cover Compaction | 4/21/26 | 0847 | 6.1 |
| | Y28 | 34.43463704 | -118.650286 | 3/23/26 | 1037 | 4,198 | Cover Compaction | 4/2/26 | 0809 | 14.8 | | | | | Cover Compaction | 4/21/26 | 0849 | 10.9 |
| 176 | | | | 3/23/26 | | 18.2 | | | | | | | | | | | | |
| 177 | | | | 3/23/26 | | 23.9 | | | | | | | | | | | | |
| 178 | | | | 3/23/26 | | 20,000 | | | | | | | | | | | | |
| | Y4 | 34.43614402 | -118.648721 | 3/23/26 | 1002 | 1,081 | Boot Repaired | 4/2/26 | 0832 | 5.8 | | | | | Boot Repaired | 4/21/26 | 0816 | 4.6 |
| | Y5 | 34.43617302 | -118.649039 | 3/23/26 | 1007 | 870 | Boot Repaired | 4/2/26 | 0831 | 6.2 | | | | | Boot Repaired | 4/21/26 | 0818 | 5.1 |
| | Y6 | 34.43593204 | -118.648922 | 3/23/26 | 1006 | 20,000 | Boot Repaired | 4/2/26 | 0830 | 10.5 | | | | | Boot Repaired | 4/21/26 | 0820 | 13.3 |
| | Y7 | 34.43609398 | -118.648417 | 3/23/26 | 1011 | 2,028 | Cover Compaction | 4/2/26 | 0835 | 9.8 | | | | | Cover Compaction | 4/21/26 | 0814 | 7.7 |
| 179 | | | | 3/23/26 | | 10,500 | | | | | | | | | | | | |
| | Y8 | 34.43570497 | -118.649258 | 3/23/26 | 1017 | 3,800 | Flow Increase | 4/2/26 | 0829 | 9.4 | | | | | Flow Increase | 4/21/26 | 0823 | 6.8 |
| | Y9 | 34.43600697 | -118.649375 | 3/23/26 | 1020 | 1,756 | Well Repaired | 4/2/26 | 0828 | 6.3 | | | | | Well Repaired | 4/21/26 | 0825 | 4.9 |
| | Y10 | 34.43592039 | -118.6495416 | 3/23/26 | 1053 | 1,551 | Flow Increase | 4/2/26 | 0827 | 5.9 | | | | | Flow Increase | 4/21/26 | 0827 | 9.4 |
| | Y11 | 34.43583297 | -118.649764 | 3/23/26 | 1031 | 10,500 | Boot Repaired | 4/2/26 | 0826 | 6.1 | | | | | Boot Repaired | 4/21/26 | 0828 | 7.6 |
| 180 | | | | 3/23/26 | | 50,000 | | | | | | | | | | | | |
| | Y12 | 34.43563599 | -118.650052 | 3/23/26 | 1035 | 657 | Cover Compaction | 4/2/26 | 0823 | 15.0 | | | | | Cover Compaction | 4/21/26 | 0832 | 24.3 |
| | Y13 | 34.43532301 | -118.650448 | 3/23/26 | 1040 | 50,000 | Liner Repaired | 4/2/26 | 0819 | 28,710 | Flow Increase | 4/9/26 | 0908 | 417 | Liner Repaired | 4/21/26 | 0835 | 491 |
| 181 | | | | 3/23/26 | | 6,580 | | | | | | | | | | | | |
| | Y14 | 34.43491498 | -118.651029 | 3/23/26 | 1047 | 6,580 | Cover Compaction | 4/2/26 | 0813 | 13.4 | | | | | Cover Compaction | 4/21/26 | 0844 | 20.3 |
| | Y15 | 34.435134 | -118.650913 | 3/23/26 | 1051 | 1,456 | Boot Repaired | 4/2/26 | 0812 | 6.9 | | | | | Boot Repaired | 4/21/26 | 0842 | 17.9 |
| 182 | | | | 3/23/26 | | 973 | | | | | | | | | | | | |
| | Y1 | 34.43553801 | -118.651317 | 3/23/26 | 0922 | 973 | Cover Compaction | 4/2/26 | 0815 | 12.6 | | | | | Cover Compaction | 4/21/26 | 0838 | 29.3 |
| 183 | | | | 3/23/26 | | 2,813 | | | | | | | | | | | | |
| | Y2 | 34.43593003 | -118.650266 | 3/23/26 | 0936 | 2,813 | Cover Compaction | 4/2/26 | 0824 | 5.9 | | | | | Cover Compaction | 4/21/26 | 0830 | 4.3 |
| | B1 | 34.43572199 | -118.650789 | 3/23/26 | 0938 | 265 | Flow Increase | 4/2/26 | 0817 | 6.0 | | | | | | | | |
| 184 | | | | 3/23/26 | | 120 | | | | | | | | | | | | |
| 185 | | | | 3/23/26 | | 640 | | | | | | | | | | | | |
| | Y3 | 34.43678004 | -118.648963 | 3/23/26 | 0957 | 640 | Flow Increase | 4/2/26 | 0834 | 6.1 | | | | | Flow Increase | 4/21/26 | 0810 | 4.7 |
| 186 | | | | 3/23/26 | | 130 | | | | | | | | | | | | |
| 187 | | | | 3/23/26 | | 7.64 | | | | | | | | | | | | |
| 188 | | | | 3/23/26 | | 12.36 | | | | | | | | | | | | |
| 189 | | | | 3/23/26 | | 42.32 | | | | | | | | | | | | |
| 190 | | | | 3/23/26 | | 7.43 | | | | | | | | | | | | |
| 191 | | | | 3/23/26 | | 7.24 | | | | | | | | | | | | |
| 192 | | | | 3/23/26 | | 7.83 | | | | | | | | | | | | |
| 193 | | | | 3/23/26 | | 7.10 | | | | | | | | | | | | |
| 194 | | | | 3/23/26 | | 7.45 | | | | | | | | | | | | |
| 195 | | | | 3/23/26 | | 6.33 | | | | | | | | | | | | |
| 196 | | | | 3/23/26 | | 10.69 | | | | | | | | | | | | |
| 197 | | | | 3/23/26 | | 17.35 | | | | | | | | | | | | |
| 198 | | | | 3/23/26 | | 6.18 | | | | | | | | | | | | |
| 199 | | | | 3/23/26 | | 6.14 | | | | | | | | | | | | |
| 200 | | | | 3/23/26 | | 11.6 | | | | | | | | | | | | |
| 201 | | | | 3/23/26 | | 10.8 | | | | | | | | | | | | |
| 202 | | | | 3/23/26 | | 11.2 | | | | | | | | | | | | |
| 203 | | | | 3/23/26 | | 15.33 | | | | | | | | | | | | |
| 204 | | | | 3/23/26 | | 13.51 | | | | | | | | | | | | |
| 205 | | | | 3/23/26 | | 12.5 | | | | | | | | | | | | |
| 206 | | | | 3/23/26 | | 14.26 | | | | | | | | | | | | |
| 207 | | | | 3/23/26 | | 14.29 | | | | | | | | | | | | |
| 208 | | | | 3/23/26 | | 8.60 | | | | | | | | | | | | |
| 209 | | | | 3/23/26 | | 8.15 | | | | | | | | | | | | |
| 210 | | | | 3/23/26 | | 8.93 | | | | | | | | | | | | |
| 211 | | | | 3/23/26 | | 7.76 | | | | | | | | | | | | |
| 212 | | | | 3/23/26 | | 9.80 | | | | | | | | | | | | |
| 213 | | | | 3/23/26 | | 11.36 | | | | | | | | | | | | |
| 214 | | | | 3/23/26 | | 10.80 | | | | | | | | | | | | |
| 215 | | | | 3/23/26 | | 9.54 | | | | | | | | | | | | |
| 216 | | | | 3/23/26 | | 7.16 | | | | | | | | | | | | |
| 217 | | | | 3/23/26 | | 30.62 | | | | | | | | | | | | |

**TABLE 2**

**Integrated Surface Sampling Summary Analysis**

# TABLE 2

**Chiquita Canyon Landfill Rule 1150.1 1st Quarter Monitoring Report**

**January 2026 Chiquita Canyon Integrated Surface Sampling Landfill Reaction Area (1-6-26/1-7-26)**

| Grid | Initial Date | Initial Exceedance >25 (PPM) | 10-Day Corrective Action | First Remonitoring Date (10-days) | PPM | 2nd 10-Day Corrective Action | Second Remonitoring Date (10-days) | PPM | 45-Day Corrective Action | 45-Day Remonitoring Date | PPM |
|---|---|---|---|---|---|---|---|---|---|---|---|
| **Integrated (Monthly)** | | | | | | | | | | | |
| 53 | 1/6/26 | 7.76 | | | | | | | | | |
| 66 | 1/6/26 | 7.73 | | | | | | | | | |
| 76 | 1/6/26 | 8.45 | | | | | | | | | |
| 77 | 1/6/26 | 6.30 | | | | | | | | | |
| 78 | 1/6/26 | 5.40 | | | | | | | | | |
| 79 | 1/6/26 | 4.60 | | | | | | | | | |
| 80 | 1/6/26 | 4.55 | | | | | | | | | |
| 81 | 1/6/26 | 14.20 | | | | | | | | | |
| 82 | 1/6/26 | 13.60 | | | | | | | | | |
| 83 | 1/6/26 | 14.80 | | | | | | | | | |
| 88 | 1/7/26 | 17.20 | | | | | | | | | |
| 89 | 1/7/26 | 22.42 | | | | | | | | | |
| 90 | 1/6/26 | 12.70 | | | | | | | | | |
| 96 | 1/7/26 | 17.20 | | | | | | | | | |
| 99 | 1/7/26 | 15.10 | | | | | | | | | |
| 145 | 1/6/26 | 5.75 | | | | | | | | | |
| 146 | 1/7/26 | Active Construction | | | | | | | | | |
| 147 | 1/7/26 | Active Construction | | | | | | | | | |
| 148 | 1/6/26 | 9.79 | | | | | | | | | |
| 149 | 1/6/26 | 12.50 | | | | | | | | | |
| 150 | 1/6/26 | 9.10 | | | | | | | | | |
| 151 | 1/7/26 | Active Construction | | | | | | | | | |
| 152 | 1/7/26 | Active Construction | | | | | | | | | |
| 153 | 1/6/26 | 6.37 | | | | | | | | | |
| 154 | 1/6/26 | 11.30 | | | | | | | | | |
| 155 | 1/6/26 | 55.77 | Cover Compaction | 1/14/26 | 23.7 | | | | | | |
| 156 | 1/6/26 | 9.59 | | | | | | | | | |
| 157 | 1/6/26 | 9.39 | | | | | | | | | |
| 158 | 1/6/26 | 9.25 | | | | | | | | | |
| 159 | 1/6/26 | 10.50 | | | | | | | | | |
| 160 | 1/6/26 | 15.30 | | | | | | | | | |
| 161 | 1/7/26 | 21.31 | | | | | | | | | |
| 162 | 1/7/26 | 20.80 | | | | | | | | | |
| 163 | 1/7/26 | 20.16 | | | | | | | | | |
| 164 | 1/7/26 | 19.56 | | | | | | | | | |
| 165 | 1/6/26 | 12.60 | | | | | | | | | |
| 166 | 1/7/26 | 14.41 | | | | | | | | | |
| 167 | 1/7/26 | 13.35 | | | | | | | | | |

# TABLE 2

| | | | | | | | | | | | | |
|---|---|---|---|---|---|---|---|---|---|---|---|---|
| 168 | 1/7/26 | 13.95 | | | | | | | | | | |
| 169 | 1/7/26 | 15.80 | | | | | | | | | | |
| 170 | 1/6/26 | 9.15 | | | | | | | | | | |
| 171 | 1/6/26 | 9.51 | | | | | | | | | | |
| 172 | 1/6/26 | 10.47 | | | | | | | | | | |
| 173 | 1/6/26 | 10.51 | | | | | | | | | | |
| 174 | 1/6/26 | 9.16 | | | | | | | | | | |
| 175 | 1/6/26 | 6.80 | | | | | | | | | | |
| 176 | 1/6/26 | 5.75 | | | | | | | | | | |
| 177 | 1/6/26 | 8.75 | | | | | | | | | | |
| 178 | 1/6/26 | 10.80 | | | | | | | | | | |
| 179 | 1/6/26 | 12.20 | | | | | | | | | | |
| 180 | 1/6/26 | 10.70 | | | | | | | | | | |
| 181 | 1/6/26 | 4.60 | | | | | | | | | | |
| 182 | 1/6/26 | 13.30 | | | | | | | | | | |
| 183 | 1/6/26 | 10.80 | | | | | | | | | | |
| 184 | 1/6/26 | 8.70 | | | | | | | | | | |
| 185 | 1/6/26 | 9.30 | | | | | | | | | | |
| 186 | 1/6/26 | 9.07 | | | | | | | | | | |
| 187 | 1/6/26 | 8.90 | | | | | | | | | | |
| 188 | 1/6/26 | 9.20 | | | | | | | | | | |
| 189 | 1/6/26 | 10.40 | | | | | | | | | | |
| 190 | 1/6/26 | 9.11 | | | | | | | | | | |
| 191 | 1/6/26 | 8.91 | | | | | | | | | | |
| 192 | 1/6/26 | 8.57 | | | | | | | | | | |
| 193 | 1/6/26 | 8.72 | | | | | | | | | | |
| 194 | 1/7/26 | 21.61 | | | | | | | | | | |
| 195 | 1/7/26 | 21.37 | | | | | | | | | | |
| 196 | 1/7/26 | 19.20 | | | | | | | | | | |
| 197 | 1/7/26 | 18.59 | | | | | | | | | | |
| 198 | 1/7/26 | 24.50 | | | | | | | | | | |
| 199 | 1/7/26 | 18.47 | | | | | | | | | | |
| 200 | 1/6/26 | 8.77 | | | | | | | | | | |
| 201 | 1/6/26 | 5.48 | | | | | | | | | | |
| 202 | 1/7/26 | 12.30 | | | | | | | | | | |
| 203 | 1/7/26 | 18.70 | | | | | | | | | | |
| 204 | 1/7/26 | 15.71 | | | | | | | | | | |
| 205 | 1/7/26 | 14.90 | | | | | | | | | | |
| 206 | 1/7/26 | 16.20 | | | | | | | | | | |
| 207 | 1/7/26 | 17.81 | | | | | | | | | | |
| 208 | 1/7/26 | 21.31 | | | | | | | | | | |
| 209 | 1/7/26 | 19.61 | | | | | | | | | | |
| 210 | 1/7/26 | 77.42 | Flow Increase | 1/14/26 | 19.7 | | | | | | | |
| 211 | 1/7/26 | 14.67 | | | | | | | | | | |

**TABLE 2**

| | | | | | | | | | | | |
|---|---|---|---|---|---|---|---|---|---|---|---|
| 212 | 1/7/26 | 22.90 | | | | | | | | | |
| 213 | 1/7/26 | 19.70 | | | | | | | | | |
| 214 | 1/7/26 | 16.50 | | | | | | | | | |
| 215 | 1/7/26 | 69.91 | Cover Compaction; Flow Increase | 1/14/26 | 17.8 | | | | | | |
| 216 | 1/7/26 | 14.10 | | | | | | | | | |
| 217 | 1/7/26 | 20.40 | | | | | | | | | |

# TABLE 2

**Chiquita Canyon Landfill Rule 1150.1 1st Quarter Monitoring Report**

**January 2026 Chiquita Canyon Landfill Integrated Surface Sampling Full Site Sweep (1-12-26/1-13-25/1-14-26)**

| Grid | Initial Date | Initial Exceedance >25 (PPM) | 10-Day Corrective Action | First Remonitoring Date (10-days) | PPM | 2nd 10-Day Corrective Action | Second Remonitoring Date (10-days) | PPM | 45-Day Corrective Action | 45-Day Remonitoring Date | PPM |
|---|---|---|---|---|---|---|---|---|---|---|---|
| **Integrated (Monthly)** | | | | | | | | | | | |
| 1 | 1/14/26 | 4.82 | | | | | | | | | |
| 2 | 1/14/26 | 4.95 | | | | | | | | | |
| 3 | 1/15/26 | 7.2 | | | | | | | | | |
| 4 | 1/15/26 | 6.9 | | | | | | | | | |
| 5 | 1/15/26 | 6.1 | | | | | | | | | |
| 6 | 1/15/26 | Active Construction | | | | | | | | | |
| 7 | 1/15/26 | Active Construction | | | | | | | | | |
| 8 | 1/15/26 | Active Construction | | | | | | | | | |
| 9 | 1/15/26 | Active Construction | | | | | | | | | |
| 10 | 1/15/26 | 5.1 | | | | | | | | | |
| 11 | 1/15/26 | 4.1 | | | | | | | | | |
| 12 | 1/15/26 | Active Construction | | | | | | | | | |
| 13 | 1/15/26 | 3.7 | | | | | | | | | |
| 14 | 1/15/26 | 5.8 | | | | | | | | | |
| 15 | 1/15/26 | 5.3 | | | | | | | | | |
| 16 | 1/15/26 | 2.8 | | | | | | | | | |
| 17 | 1/15/26 | 3.2 | | | | | | | | | |
| 18 | 1/15/26 | 3.8 | | | | | | | | | |
| 19 | 1/15/26 | 4.5 | | | | | | | | | |
| 20 | 1/15/26 | 3.7 | | | | | | | | | |
| 21 | 1/15/26 | 5.19 | | | | | | | | | |
| 22 | 1/15/26 | 5.56 | | | | | | | | | |
| 23 | 1/15/26 | 2.23 | | | | | | | | | |
| 24 | 1/15/26 | 4.56 | | | | | | | | | |
| 25 | 1/15/26 | 4.37 | | | | | | | | | |
| 26 | 1/15/26 | 4.51 | | | | | | | | | |
| 27 | 1/15/26 | 4.37 | | | | | | | | | |
| 28A | 1/14/26 | 6.73 | | | | | | | | | |
| 29 | 1/15/26 | 4.91 | | | | | | | | | |
| 30 | 1/14/26 | 20.9 | | | | | | | | | |
| 31 | 1/14/26 | 9.24 | | | | | | | | | |
| 32 | 1/12/26 | 14.58 | | | | | | | | | |
| 33 | 1/12/26 | 18.25 | | | | | | | | | |
| 34 | 1/14/26 | 17.6 | | | | | | | | | |
| 35 | 1/14/26 | 19.20 | | | | | | | | | |
| 36 | 1/14/26 | 6.75 | | | | | | | | | |
| 37 | 1/14/26 | 9.10 | | | | | | | | | |
| 38 | 1/14/26 | 11.1 | | | | | | | | | |

# TABLE 2

| | | | | | | | | | | | | |
|---|---|---|---|---|---|---|---|---|---|---|---|---|
| 39 | 1/14/26 | 12.44 | | | | | | | | | | |
| 40 | 1/14/26 | 11.7 | | | | | | | | | | |
| 41 | 1/14/26 | 8.15 | | | | | | | | | | |
| 42 | 1/14/26 | 11.8 | | | | | | | | | | |
| 43 | 1/14/26 | 13.03 | | | | | | | | | | |
| 44 | 1/14/26 | 8.5 | | | | | | | | | | |
| 45 | 1/14/26 | 7.21 | | | | | | | | | | |
| 46 | 1/14/26 | 6.40 | | | | | | | | | | |
| 47 | 1/14/26 | 11.05 | | | | | | | | | | |
| 48 | 1/14/26 | 6.13 | | | | | | | | | | |
| 49 | 1/14/26 | 5.40 | | | | | | | | | | |
| 50 | 1/14/26 | 10.30 | | | | | | | | | | |
| 51 | 1/14/26 | 20.55 | | | | | | | | | | |
| 52 | 1/14/26 | 14.48 | | | | | | | | | | |
| 53 | 1/12/26 | 4.65 | | | | | | | | | | |
| 54 | 1/14/26 | 8.5 | | | | | | | | | | |
| 55 | 1/14/26 | 7.9 | | | | | | | | | | |
| 56 | 1/14/26 | 7.3 | | | | | | | | | | |
| 57 | 1/14/26 | 5.9 | | | | | | | | | | |
| 58 | 1/14/26 | 9.3 | | | | | | | | | | |
| 59 | 1/12/26 | 14.95 | | | | | | | | | | |
| 60 | 1/14/26 | 15.6 | | | | | | | | | | |
| 61 | 1/14/26 | 13.10 | | | | | | | | | | |
| 62 | 1/14/26 | 19.7 | | | | | | | | | | |
| 63 | 1/14/26 | 15.2 | | | | | | | | | | |
| 64 | 1/14/26 | 7.3 | | | | | | | | | | |
| 65 | 1/14/26 | 9.7 | | | | | | | | | | |
| 66 | 1/12/26 | 5.30 | | | | | | | | | | |
| 67 | 1/14/26 | 7.77 | | | | | | | | | | |
| 68 | 1/14/26 | 6.85 | | | | | | | | | | |
| 69 | 1/14/26 | 7.80 | | | | | | | | | | |
| 70 | 1/14/26 | 6.2 | | | | | | | | | | |
| 71 | 1/14/26 | 10.1 | | | | | | | | | | |
| 72 | 1/12/26 | 3.47 | | | | | | | | | | |
| 73 | 1/12/26 | 3.73 | | | | | | | | | | |
| 74 | 1/14/26 | 9.60 | | | | | | | | | | |
| 75 | 1/14/26 | 6.57 | | | | | | | | | | |
| 76 | 1/12/26 | 8.93 | | | | | | | | | | |
| 77 | 1/12/26 | 4.31 | | | | | | | | | | |
| 78 | 1/12/26 | 3.99 | | | | | | | | | | |
| 79 | 1/12/26 | 6.11 | | | | | | | | | | |
| 80 | 1/12/26 | 2.89 | | | | | | | | | | |
| 81 | 1/12/26 | 6.25 | | | | | | | | | | |
| 82 | 1/12/26 | 7.00 | | | | | | | | | | |

**TABLE 2**

| | | | | | | | | | | | | |
|---|---|---|---|---|---|---|---|---|---|---|---|---|
| 83 | 1/12/26 | 6.77 | | | | | | | | | | |
| 84 | 1/14/26 | 20.3 | | | | | | | | | | |
| 85 | 1/13/26 | 10.99 | | | | | | | | | | |
| 86 | 1/14/26 | 11.38 | | | | | | | | | | |
| 87 | 1/14/26 | 9.40 | | | | | | | | | | |
| 88 | 1/13/26 | 8.81 | | | | | | | | | | |
| 89 | 1/13/26 | 15.62 | | | | | | | | | | |
| 90 | 1/12/26 | 6.97 | | | | | | | | | | |
| 91 | 1/14/26 | 9.62 | | | | | | | | | | |
| 92 | 1/14/26 | 8.20 | | | | | | | | | | |
| 93 | 1/14/26 | 47.34 | Flow Increase | 1/20/26 | 16.19 | | | | | | | |
| 94 | 1/14/26 | 15.16 | | | | | | | | | | |
| 95 | 1/14/26 | 72.84 | Flow Increase | 1/20/26 | 13.93 | | | | | | | |
| 96 | 1/13/26 | 12.56 | | | | | | | | | | |
| 97 | 1/14/26 | 21.31 | | | | | | | | | | |
| 98 | 1/14/26 | 51.70 | Flow Increase | 1/20/26 | 17.89 | | | | | | | |
| 99 | 1/13/26 | 10.15 | | | | | | | | | | |
| 100 | 1/14/26 | 17.82 | | | | | | | | | | |
| 101 | 1/13/26 | 13.30 | | | | | | | | | | |
| 102 | 1/13/26 | 22.4 | | | | | | | | | | |
| 103 | 1/14/26 | 16.19 | | | | | | | | | | |
| 104 | 1/14/26 | 58.42 | Flow Increase | 1/20/26 | 23.41 | | | | | | | |
| 105 | 1/15/26 | 5.36 | | | | | | | | | | |
| 106 | 1/15/26 | 7.75 | | | | | | | | | | |
| 107 | 1/15/26 | 4.25 | | | | | | | | | | |
| 108 | 1/15/26 | 5.75 | | | | | | | | | | |
| 109 | 1/15/26 | 5.53 | | | | | | | | | | |
| 110 | 1/14/26 | 6.09 | | | | | | | | | | |
| 111 | 1/14/26 | 5.45 | | | | | | | | | | |
| 112 | 1/15/26 | 5.3 | | | | | | | | | | |
| 113 | 1/15/26 | 7.2 | | | | | | | | | | |
| 114 | 1/15/26 | 5.7 | | | | | | | | | | |
| 115 | 1/15/26 | 6.7 | | | | | | | | | | |
| 116 | 1/15/26 | 2.63 | | | | | | | | | | |
| 117 | 1/15/26 | 3.57 | | | | | | | | | | |
| 118 | 1/15/26 | 6.4 | | | | | | | | | | |
| 119 | 1/15/26 | 3.67 | | | | | | | | | | |
| 120 | 1/15/26 | 4.22 | | | | | | | | | | |
| 121 | 1/15/26 | 3.87 | | | | | | | | | | |
| 122 | 1/15/26 | 4.39 | | | | | | | | | | |
| 123 | 1/15/26 | 3.40 | | | | | | | | | | |
| 124 | 1/15/26 | 2.96 | | | | | | | | | | |
| 125 | 1/15/26 | 3.60 | | | | | | | | | | |
| 126 | 1/15/26 | 5.35 | | | | | | | | | | |

# TABLE 2

| | | | | | | | | | | | | |
|---|---|---|---|---|---|---|---|---|---|---|---|---|
| 127 | 1/15/26 | 6.56 | | | | | | | | | | |
| 128 | 1/15/26 | 6.12 | | | | | | | | | | |
| 129 | 1/15/26 | 5.92 | | | | | | | | | | |
| 130 | 1/15/26 | 7.81 | | | | | | | | | | |
| 131 | 1/15/26 | 6.21 | | | | | | | | | | |
| 132 | 1/15/26 | 6.06 | | | | | | | | | | |
| 133 | 1/15/26 | 7.16 | | | | | | | | | | |
| 134 | 1/15/26 | 5.35 | | | | | | | | | | |
| 135 | 1/15/26 | 6.45 | | | | | | | | | | |
| 136 | 1/15/26 | 6.21 | | | | | | | | | | |
| 137 | 1/15/26 | 6.48 | | | | | | | | | | |
| 138 | 1/15/26 | 5.25 | | | | | | | | | | |
| 139 | 1/15/26 | 5.2 | | | | | | | | | | |
| 140 | 1/15/26 | 5.5 | | | | | | | | | | |
| 141 | 1/15/26 | 5.26 | | | | | | | | | | |
| 142 | 1/15/26 | 6.7 | | | | | | | | | | |
| 143 | 1/15/26 | 4.8 | | | | | | | | | | |
| 144 | 1/15/26 | 2.8 | | | | | | | | | | |
| 145 | 1/12/26 | 9.03 | | | | | | | | | | |
| 146 | 1/15/26 | Active Construction | | | | | | | | | | |
| 147 | 1/15/26 | Active Construction | | | | | | | | | | |
| 148 | 1/12/26 | 3.75 | | | | | | | | | | |
| 149 | 1/12/26 | 10.24 | | | | | | | | | | |
| 150 | 1/12/26 | 9.00 | | | | | | | | | | |
| 151 | 1/15/26 | Active Construction | | | | | | | | | | |
| 152 | 1/15/26 | Active Construction | | | | | | | | | | |
| 153 | 1/12/26 | 6.80 | | | | | | | | | | |
| 154 | 1/12/26 | 9.97 | | | | | | | | | | |
| 155 | 1/12/26 | 5.38 | | | | | | | | | | |
| 156 | 1/12/26 | 6.79 | | | | | | | | | | |
| 157 | 1/12/26 | 6.42 | | | | | | | | | | |
| 158 | 1/12/26 | 3.64 | | | | | | | | | | |
| 159 | 1/12/26 | 11.00 | | | | | | | | | | |
| 160 | 1/12/26 | 5.66 | | | | | | | | | | |
| 161 | 1/13/26 | 11.46 | | | | | | | | | | |
| 162 | 1/13/26 | 4.80 | | | | | | | | | | |
| 163 | 1/13/26 | 6.45 | | | | | | | | | | |
| 164 | 1/13/26 | 4.82 | | | | | | | | | | |
| 165 | 1/12/26 | 6.44 | | | | | | | | | | |
| 166 | 1/12/26 | 6.2 | | | | | | | | | | |
| 167 | 1/12/26 | 5.9 | | | | | | | | | | |
| 168 | 1/12/26 | 6.5 | | | | | | | | | | |
| 169 | 1/13/26 | 10.3 | | | | | | | | | | |
| 170 | 1/13/26 | 9.7 | | | | | | | | | | |

# TABLE 2

| | | | | | | | | | | | | |
|---|---|---|---|---|---|---|---|---|---|---|---|---|
| 171 | 1/13/26 | 10.4 | | | | | | | | | | |
| 172 | 1/12/26 | 8.11 | | | | | | | | | | |
| 173 | 1/12/26 | 10.4 | | | | | | | | | | |
| 174 | 1/12/26 | 9.3 | | | | | | | | | | |
| 175 | 1/12/26 | 5.3 | | | | | | | | | | |
| 176 | 1/12/26 | 5.6 | | | | | | | | | | |
| 177 | 1/12/26 | 6.31 | | | | | | | | | | |
| 178 | 1/12/26 | 13.68 | | | | | | | | | | |
| 179 | 1/12/26 | 6.75 | | | | | | | | | | |
| 180 | 1/12/26 | 7.1 | | | | | | | | | | |
| 181 | 1/12/26 | 4.0 | | | | | | | | | | |
| 182 | 1/12/26 | 5.32 | | | | | | | | | | |
| 183 | 1/12/26 | 5.49 | | | | | | | | | | |
| 184 | 1/12/26 | 10.97 | | | | | | | | | | |
| 185 | 1/12/26 | 9.39 | | | | | | | | | | |
| 186 | 1/12/26 | 8.76 | | | | | | | | | | |
| 187 | 1/12/26 | 5.56 | | | | | | | | | | |
| 188 | 1/12/26 | 7.61 | | | | | | | | | | |
| 189 | 1/12/26 | 4.30 | | | | | | | | | | |
| 190 | 1/12/26 | 8.72 | | | | | | | | | | |
| 191 | 1/12/26 | 8.93 | | | | | | | | | | |
| 192 | 1/12/26 | 9.32 | | | | | | | | | | |
| 193 | 1/12/26 | 9.21 | | | | | | | | | | |
| 194 | 1/13/26 | 8.39 | | | | | | | | | | |
| 195 | 1/13/26 | 7.62 | | | | | | | | | | |
| 196 | 1/13/26 | 3.25 | | | | | | | | | | |
| 197 | 1/13/26 | 8.50 | | | | | | | | | | |
| 198 | 1/13/26 | 5.62 | | | | | | | | | | |
| 199 | 1/13/26 | 7.29 | | | | | | | | | | |
| 200 | 1/12/26 | 4.6 | | | | | | | | | | |
| 201 | 1/12/26 | 9.6 | | | | | | | | | | |
| 202 | 1/12/26 | 9.4 | | | | | | | | | | |
| 203 | 1/13/26 | 8.12 | | | | | | | | | | |
| 204 | 1/12/26 | 7.2 | | | | | | | | | | |
| 205 | 1/12/26 | 10.6 | | | | | | | | | | |
| 206 | 1/13/26 | 7.1 | | | | | | | | | | |
| 207 | 1/12/26 | 6.7 | | | | | | | | | | |
| 208 | 1/13/26 | 9.6 | | | | | | | | | | |
| 209 | 1/13/26 | 5.30 | | | | | | | | | | |
| 210 | 1/13/26 | 7.5 | | | | | | | | | | |
| 211 | 1/13/26 | 7.1 | | | | | | | | | | |
| 212 | 1/13/26 | 4.72 | | | | | | | | | | |
| 213 | 1/13/26 | 8.4 | | | | | | | | | | |
| 214 | 1/13/26 | 7.8 | | | | | | | | | | |

# TABLE 2

| | | | | | | | | | | | | |
|---|---|---|---|---|---|---|---|---|---|---|---|---|
| 215 | 1/13/25 | 9.31 | | | | | | | | | | |
| 216 | 1/13/26 | 9.17 | | | | | | | | | | |
| 217 | 1/13/26 | 8.36 | | | | | | | | | | |
| 218 | 1/13/26 | 8.40 | | | | | | | | | | |
| 219 | 1/13/26 | 8.66 | | | | | | | | | | |
| 220 | 1/13/26 | 5.15 | | | | | | | | | | |
| 221 | 1/13/26 | 17.6 | | | | | | | | | | |
| 222 | 1/13/26 | 11.2 | | | | | | | | | | |
| 223 | 1/13/26 | 9.8 | | | | | | | | | | |
| 224 | 1/13/26 | 10.9 | | | | | | | | | | |
| 225 | 1/13/26 | 6.96 | | | | | | | | | | |
| 226 | 1/13/26 | 5.67 | | | | | | | | | | |
| 227 | 1/13/26 | 6.34 | | | | | | | | | | |
| 228 | 1/13/26 | 10.72 | | | | | | | | | | |
| 229 | 1/13/26 | 15.57 | | | | | | | | | | |
| 230 | 1/13/26 | 12.44 | | | | | | | | | | |
| 231 | 1/13/26 | 12.16 | | | | | | | | | | |
| 232 | 1/13/26 | 11.07 | | | | | | | | | | |
| 233 | 1/14/26 | 18.25 | | | | | | | | | | |
| 234 | 1/14/26 | 17.55 | | | | | | | | | | |
| 235 | 1/14/26 | 17.45 | | | | | | | | | | |
| 236 | 1/14/26 | 14.32 | | | | | | | | | | |
| 237 | 1/14/26 | 27.4 | Flow Increase | 1/20/26 | 11.70 | | | | | | | |
| 238 | 1/14/26 | 11.4 | | | | | | | | | | |
| 239 | 1/14/26 | 16.2 | | | | | | | | | | |
| 240 | 1/13/26 | 13.30 | | | | | | | | | | |
| 241 | 1/13/26 | 5.60 | | | | | | | | | | |
| 242 | 1/13/26 | 30.25 | Flow Increase | 1/20/26 | 22.11 | | | | | | | |
| 243 | 1/13/26 | 12.40 | | | | | | | | | | |
| 244 | 1/13/26 | 23.85 | | | | | | | | | | |
| 245 | 1/13/26 | 17.8 | | | | | | | | | | |
| 246 | 1/13/26 | 21.6 | | | | | | | | | | |
| 247 | 1/13/26 | 18.2 | | | | | | | | | | |
| 248 | 1/13/26 | 9.2 | | | | | | | | | | |
| 249 | 1/13/26 | 24.21 | | | | | | | | | | |
| 250 | 1/14/26 | 23.5 | | | | | | | | | | |
| 251 | 1/14/26 | 12.2 | | | | | | | | | | |
| 252 | 1/14/26 | 49.5 | Flow Increase | 1/20/26 | 19.34 | | | | | | | |
| 253 | 1/14/26 | 11.67 | | | | | | | | | | |

# TABLE 2

**Chiquita Canyon Landfill Rule 1150.1 1st Quarter Monitoring Report**

**January 2026 Chiquita Canyon Landfill Integrated Surface Sampling Full Site Sweep (1-19-26/1-20-26/1-21-26/1-22-26)**

| Grid | Initial Date | Initial Exceedance >25 (PPM) | 10-Day Corrective Action | First Remonitoring Date (10-days) | PPM | 2nd 10-Day Corrective Action | Second Remonitoring Date (10-days) | PPM | 45-Day Corrective Action | 45-Day Remonitoring Date | PPM |
|---|---|---|---|---|---|---|---|---|---|---|---|
| **Integrated (Monthly)** | | | | | | | | | | | |
| 1 | 1/22/26 | 10.14 | | | | | | | | | |
| 2 | 1/22/26 | 4.65 | | | | | | | | | |
| 3 | 1/22/26 | 5.12 | | | | | | | | | |
| 4 | 1/22/23 | Active Construction | | | | | | | | | |
| 5 | 1/22/23 | Active Construction | | | | | | | | | |
| 6 | 1/22/23 | Active Construction | | | | | | | | | |
| 7 | 1/22/23 | Active Construction | | | | | | | | | |
| 8 | 1/22/26 | 5.13 | | | | | | | | | |
| 9 | 1/22/26 | Active Construction | | | | | | | | | |
| 10 | 1/22/26 | Active Construction | | | | | | | | | |
| 11 | 1/22/26 | 6.49 | | | | | | | | | |
| 12 | 1/22/26 | 4.91 | | | | | | | | | |
| 13 | 1/22/26 | 6.07 | | | | | | | | | |
| 14 | 1/22/26 | 5.44 | | | | | | | | | |
| 15 | 1/22/26 | 5.56 | | | | | | | | | |
| 16 | 1/22/26 | 6.19 | | | | | | | | | |
| 17 | 1/22/26 | 5.11 | | | | | | | | | |
| 18 | 1/22/26 | 6.23 | | | | | | | | | |
| 19 | 1/22/26 | 5.82 | | | | | | | | | |
| 20 | 1/22/26 | 5.70 | | | | | | | | | |
| 21 | 1/22/26 | 6.12 | | | | | | | | | |
| 22 | 1/22/26 | 6.43 | | | | | | | | | |
| 23 | 1/22/26 | 7.47 | | | | | | | | | |
| 24 | 1/22/26 | 8.81 | | | | | | | | | |
| 25 | 1/22/26 | 6.01 | | | | | | | | | |
| 26 | 1/22/26 | 9.79 | | | | | | | | | |
| 27 | 1/22/26 | 7.42 | | | | | | | | | |
| 28A | 1/22/26 | 6.83 | | | | | | | | | |
| 29 | 1/22/26 | 14.27 | | | | | | | | | |
| 30 | 1/20/26 | 50.16 | Flow Increase | 1/29/26 | 10.05 | | | | | | |
| 31 | 1/20/26 | 191 | Flow Increase | 1/29/26 | 20.40 | | | | | | |
| 32 | 1/21/26 | 55.40 | Flow Increase | 1/29/26 | 12.31 | | | | | | |
| 33 | 1/21/26 | 20.19 | | | | | | | | | |
| 34 | 1/21/26 | 24.60 | | | | | | | | | |
| 35 | 1/21/26 | 21.60 | | | | | | | | | |
| 36 | 1/21/26 | 48.70 | Flow Increase | 1/29/26 | 13.62 | | | | | | |
| 37 | 1/21/26 | 38.17 | Flow Increase | 1/29/26 | 12.25 | | | | | | |
| 38 | 1/22/26 | 111 | Flow Increase | 1/29/26 | 23.54 | | | | | | |

# TABLE 2

| | | | | | | | | | | | | |
|---|---|---|---|---|---|---|---|---|---|---|---|---|
| 39 | 1/21/26 | 12.70 | | | | | | | | | | |
| 40 | 1/21/26 | 22.30 | | | | | | | | | | |
| 41 | 1/21/26 | 5.50 | | | | | | | | | | |
| 42 | 1/21/26 | 11.40 | | | | | | | | | | |
| 43 | 1/21/26 | 12.30 | | | | | | | | | | |
| 44 | 1/21/26 | 23.16 | | | | | | | | | | |
| 45 | 1/21/26 | 18.90 | | | | | | | | | | |
| 46 | 1/21/26 | 4.57 | | | | | | | | | | |
| 47 | 1/21/26 | 4.30 | | | | | | | | | | |
| 48 | 1/21/26 | 12.20 | | | | | | | | | | |
| 49 | 1/21/26 | 47.30 | Flow Increase | 1/29/26 | 15.32 | | | | | | | |
| 50 | 1/21/26 | 30.10 | Flow Increase | 1/29/26 | 10.02 | | | | | | | |
| 51 | 1/22/26 | 23.24 | | | | | | | | | | |
| 52 | 1/21/26 | 10.50 | | | | | | | | | | |
| 53 | 1/19/26 | 35.10 | Flow Increase | 1/28/26 | 18.60 | | | | | | | |
| 54 | 1/19/26 | 4.25 | | | | | | | | | | |
| 55 | 1/19/26 | 10.43 | | | | | | | | | | |
| 56 | 1/19/26 | 3.63 | | | | | | | | | | |
| 57 | 1/19/26 | 1.62 | | | | | | | | | | |
| 58 | 1/21/26 | 24.71 | | | | | | | | | | |
| 59 | 1/21/26 | 40.30 | Flow Increase | 1/29/26 | 10.8 | | | | | | | |
| 60 | 1/21/26 | 49.12 | Flow Increase | 1/29/26 | 11.4 | | | | | | | |
| 61 | 1/21/26 | 111 | Flow Increase | 1/29/26 | 12.3 | | | | | | | |
| 62 | 1/21/26 | 39.60 | Flow Increase | 1/29/26 | 11.8 | | | | | | | |
| 63 | 1/21/26 | 42.10 | Flow Increase | 1/29/26 | 11.1 | | | | | | | |
| 64 | 1/21/26 | 22.18 | | | | | | | | | | |
| 65 | 1/21/26 | 25.07 | Flow Increase | 1/29/26 | 19.20 | | | | | | | |
| 66 | 1/19/26 | 11.35 | | | | | | | | | | |
| 67 | 1/19/26 | 41.60 | Flow Increase | 1/28/26 | 18.77 | | | | | | | |
| 68 | 1/19/26 | 9.30 | | | | | | | | | | |
| 69 | 1/19/26 | 8.40 | | | | | | | | | | |
| 70 | 1/19/26 | 8.94 | | | | | | | | | | |
| 71 | 1/21/26 | 24.61 | | | | | | | | | | |
| 72 | 1/19/26 | 23.98 | | | | | | | | | | |
| 73 | 1/19/26 | 21.32 | | | | | | | | | | |
| 74 | 1/19/26 | 8.80 | | | | | | | | | | |
| 75 | 1/19/26 | 47.60 | Flow Increase | 1/28/26 | 20.85 | | | | | | | |
| 76 | 1/19/26 | 10.66 | | | | | | | | | | |
| 77 | 1/19/26 | 12.78 | | | | | | | | | | |
| 78 | 1/19/26 | 18.74 | | | | | | | | | | |
| 79 | 1/19/26 | 26.56 | Flow Increase | 1/28/26 | 20.35 | | | | | | | |
| 80 | 1/19/26 | 15.09 | | | | | | | | | | |
| 81 | 1/19/26 | 10.30 | | | | | | | | | | |
| 82 | 1/19/26 | 9.60 | | | | | | | | | | |

**TABLE 2**

| | | | | | | | | | | | | |
|---|---|---|---|---|---|---|---|---|---|---|---|---|
| 83 | 1/20/26 | 52.47 | Flow Increase | 1/29/26 | 22.8 | | | | | | | |
| 84 | 1/20/26 | 41.22 | Flow Increase | 1/29/26 | 8.16 | | | | | | | |
| 85 | 1/20/26 | 210 | Flow Increase | 1/29/26 | 19.69 | | | | | | | |
| 86 | 1/20/26 | 53.17 | Flow Increase | 1/29/26 | 22.32 | | | | | | | |
| 87 | 1/21/26 | 36.27 | Flow Increase | 1/29/26 | 10.35 | | | | | | | |
| 88 | 1/20/26 | 96.57 | Flow Increase | 1/29/26 | 13.45 | | | | | | | |
| 89 | 1/20/26 | 51.10 | Flow Increase | 1/29/26 | 12.90 | | | | | | | |
| 90 | 1/20/26 | 45.11 | Flow Increase | 1/29/26 | 16.6 | | | | | | | |
| 91 | 1/22/26 | 20.14 | | | | | | | | | | |
| 92 | 1/21/26 | 24.02 | | | | | | | | | | |
| 93 | 1/21/26 | 41.07 | Flow Increase | 1/29/26 | 18.22 | | | | | | | |
| 94 | 1/21/26 | 18.37 | | | | | | | | | | |
| 95 | 1/22/26 | 12.72 | | | | | | | | | | |
| 96 | 1/20/26 | 40.20 | Flow Increase | 1/29/26 | 17.42 | | | | | | | |
| 97 | 1/21/26 | 52.01 | Flow Increase | 1/29/26 | 19.29 | | | | | | | |
| 98 | 1/21/26 | 61.91 | Flow Increase | 1/29/26 | 20.68 | | | | | | | |
| 99 | 1/20/26 | 41.70 | Flow Increase | 1/29/26 | 20.62 | | | | | | | |
| 100 | 1/20/26 | 71.40 | Flow Increase | 1/29/26 | 21.72 | | | | | | | |
| 101 | 1/21/26 | 14.53 | | | | | | | | | | |
| 102 | 1/22/26 | 15.10 | | | | | | | | | | |
| 103 | 1/21/26 | 40.23 | Flow Increase | 1/29/26 | 20.5 | | | | | | | |
| 104 | 1/21/26 | 56.85 | Flow Increase | 1/29/26 | 6.91 | | | | | | | |
| 105 | 1/22/26 | 9.67 | | | | | | | | | | |
| 106 | 1/22/26 | 19.37 | | | | | | | | | | |
| 107 | 1/22/26 | 16.16 | | | | | | | | | | |
| 108 | 1/22/26 | 7.10 | | | | | | | | | | |
| 109 | 1/22/26 | 5.10 | | | | | | | | | | |
| 110 | 1/22/26 | 6.93 | | | | | | | | | | |
| 111 | 1/22/26 | 4.37 | | | | | | | | | | |
| 112 | 1/22/26 | 5.41 | | | | | | | | | | |
| 113 | 1/22/26 | 7.83 | | | | | | | | | | |
| 114 | 1/22/26 | 5.43 | | | | | | | | | | |
| 115 | 1/22/26 | 4.22 | | | | | | | | | | |
| 116 | 1/22/26 | 5.40 | | | | | | | | | | |
| 117 | 1/22/26 | 5.18 | | | | | | | | | | |
| 118 | 1/22/26 | 5.24 | | | | | | | | | | |
| 119 | 1/22/23 | Active Construction | | | | | | | | | | |
| 120 | 1/22/26 | 5.39 | | | | | | | | | | |
| 121 | 1/22/26 | 5.95 | | | | | | | | | | |
| 122 | 1/22/26 | 4.28 | | | | | | | | | | |
| 123 | 1/22/26 | 5.17 | | | | | | | | | | |
| 124 | 1/22/26 | 6.30 | | | | | | | | | | |
| 125 | 1/22/26 | 5.99 | | | | | | | | | | |
| 126 | 1/22/26 | 5.12 | | | | | | | | | | |

# TABLE 2

| | | | | | | | | | | | | |
|---|---|---|---|---|---|---|---|---|---|---|---|---|
| 127 | 1/22/26 | 4.75 | | | | | | | | | | |
| 128 | 1/22/26 | 6.31 | | | | | | | | | | |
| 129 | 1/22/26 | 6.62 | | | | | | | | | | |
| 130 | 1/22/26 | 5.55 | | | | | | | | | | |
| 131 | 1/22/26 | 6.02 | | | | | | | | | | |
| 132 | 1/22/26 | 6.34 | | | | | | | | | | |
| 133 | 1/22/26 | 5.72 | | | | | | | | | | |
| 134 | 1/22/26 | 4.80 | | | | | | | | | | |
| 135 | 1/22/26 | 5.38 | | | | | | | | | | |
| 136 | 1/22/26 | 6.97 | | | | | | | | | | |
| 137 | 1/22/26 | 7.02 | | | | | | | | | | |
| 138 | 1/22/26 | 7.29 | | | | | | | | | | |
| 139 | 1/22/26 | 4.15 | | | | | | | | | | |
| 140 | 1/22/26 | 6.02 | | | | | | | | | | |
| 141 | 1/22/26 | 5.41 | | | | | | | | | | |
| 142 | 1/22/26 | 6.21 | | | | | | | | | | |
| 143 | 1/22/26 | 6.78 | | | | | | | | | | |
| 144 | 1/22/26 | 5.09 | | | | | | | | | | |
| 145 | 1/19/26 | 13.25 | | | | | | | | | | |
| 146 | 1/22/23 | Active Construction | | | | | | | | | | |
| 147 | 1/22/23 | Active Construction | | | | | | | | | | |
| 148 | 1/19/26 | 646 | Flow Increase | 1/28/26 | 22.84 | | | | | | | |
| 149 | 1/19/26 | 8.26 | | | | | | | | | | |
| 150 | 1/19/26 | 10.63 | | | | | | | | | | |
| 151 | 1/22/23 | Active Construction | | | | | | | | | | |
| 152 | 1/22/23 | Active Construction | | | | | | | | | | |
| 153 | 1/19/26 | 23.50 | | | | | | | | | | |
| 154 | 1/19/26 | 5.78 | | | | | | | | | | |
| 155 | 1/20/26 | 31.18 | Flow Increase | 1/29/26 | 6.21 | | | | | | | |
| 156 | 1/19/26 | 70.96 | Flow Increase | 1/28/26 | 10.3 | | | | | | | |
| 157 | 1/19/26 | 49.20 | Flow Increase | 1/28/26 | 17.2 | | | | | | | |
| 158 | 1/19/26 | 18.20 | | | | | | | | | | |
| 159 | 1/19/26 | 4.80 | | | | | | | | | | |
| 160 | 1/20/26 | 78.20 | Flow Increase | 1/29/26 | 15.31 | | | | | | | |
| 161 | 1/20/26 | 49.30 | Flow Increase | 1/29/26 | 14.16 | | | | | | | |
| 162 | 1/20/26 | 156 | Flow Increase | 1/29/26 | 18.9 | | | | | | | |
| 163 | 1/20/26 | 57.90 | Flow Increase | 1/29/26 | 18.13 | | | | | | | |
| 164 | 1/20/26 | 74.93 | Flow Increase | 1/29/26 | 14.5 | | | | | | | |
| 165 | 1/20/26 | 42.30 | Flow Increase | 1/29/26 | 10.71 | | | | | | | |
| 166 | 1/20/26 | 46.80 | Flow Increase | 1/29/26 | 10.85 | | | | | | | |
| 167 | 1/20/26 | 48.60 | Flow Increase | 1/29/26 | 10.2 | | | | | | | |
| 168 | 1/20/26 | 35.20 | Flow Increase | 1/29/26 | 10.07 | | | | | | | |
| 169 | 1/19/26 | 88.90 | Flow Increase | 1/28/26 | 19.5 | | | | | | | |
| 170 | 1/19/26 | 64.70 | Flow Increase | 1/28/26 | 10.4 | | | | | | | |

**TABLE 2**

| | | | | | | | | | | | | |
|---|---|---|---|---|---|---|---|---|---|---|---|---|
| 171 | 1/19/26 | 27.50 | Flow Increase | 1/28/26 | 20.50 | | | | | | | |
| 172 | 1/19/26 | 105 | Flow Increase | 1/28/26 | 19.5 | | | | | | | |
| 173 | 1/19/26 | 50.10 | Flow Increase | 1/28/26 | 21.16 | | | | | | | |
| 174 | 1/19/26 | 61.73 | Flow Increase | 1/28/26 | 15.3 | | | | | | | |
| 175 | 1/19/26 | 51.60 | Flow Increase | 1/28/26 | 22.37 | | | | | | | |
| 176 | 1/19/26 | 43.20 | Flow Increase | 1/28/26 | 24.41 | | | | | | | |
| 177 | 1/19/26 | 49.50 | Flow Increase | 1/28/26 | 23.67 | | | | | | | |
| 178 | 1/19/26 | 13.50 | | | | | | | | | | |
| 179 | 1/19/26 | 112 | Flow Increase | 1/28/26 | 17.1 | | | | | | | |
| 180 | 1/19/26 | 15.80 | | | | | | | | | | |
| 181 | 1/19/26 | 59.40 | Flow Increase | 1/28/26 | 20.87 | | | | | | | |
| 182 | 1/19/26 | 21.21 | | | | | | | | | | |
| 183 | 1/19/26 | 21.92 | | | | | | | | | | |
| 184 | 1/19/26 | 13.50 | | | | | | | | | | |
| 185 | 1/19/26 | 114 | Flow Increase | 1/28/26 | 21.6 | | | | | | | |
| 186 | 1/19/26 | 91.65 | Flow Increase | 1/28/26 | 18.3 | | | | | | | |
| 187 | 1/19/26 | 25.52 | Flow Increase | 1/28/26 | 16.2 | | | | | | | |
| 188 | 1/19/26 | 77.95 | Flow Increase | 1/28/26 | 17.7 | | | | | | | |
| 189 | 1/19/26 | 24.19 | | | | | | | | | | |
| 190 | 1/19/26 | 15.60 | | | | | | | | | | |
| 191 | 1/19/26 | 18.30 | | | | | | | | | | |
| 192 | 1/19/26 | 19.50 | | | | | | | | | | |
| 193 | 1/19/26 | 91.02 | Flow Increase | 1/28/26 | 15.9 | | | | | | | |
| 194 | 1/20/26 | 38.50 | Flow Increase | 1/29/26 | 15.97 | | | | | | | |
| 195 | 1/20/26 | 46.50 | Flow Increase | 1/29/26 | 16.82 | | | | | | | |
| 196 | 1/20/26 | 55.25 | Flow Increase | 1/29/26 | 16.3 | | | | | | | |
| 197 | 1/20/26 | 47.20 | Flow Increase | 1/29/26 | 21.72 | | | | | | | |
| 198 | 1/20/26 | 52.83 | Flow Increase | 1/29/26 | 15.7 | | | | | | | |
| 199 | 1/20/26 | 37.10 | Flow Increase | 1/29/26 | 16.71 | | | | | | | |
| 200 | 1/19/26 | 39.70 | Flow Increase | 1/28/26 | 21.39 | | | | | | | |
| 201 | 1/19/26 | 23.10 | | | | | | | | | | |
| 202 | 1/19/26 | 99.07 | Flow Increase | 1/28/26 | 22.16 | | | | | | | |
| 203 | 1/20/26 | 92.80 | Flow Increase | 1/29/26 | 24.32 | | | | | | | |
| 204 | 1/20/26 | 43.05 | Flow Increase | 1/29/26 | 10.41 | | | | | | | |
| 205 | 1/19/26 | 27.63 | Flow Increase | 1/28/26 | 16.18 | | | | | | | |
| 206 | 1/20/26 | 23.76 | | | | | | | | | | |
| 207 | 1/20/26 | 40.37 | Flow Increase | 1/29/26 | 16.41 | | | | | | | |
| 208 | 1/20/26 | 45.02 | Flow Increase | 1/29/26 | 8.59 | | | | | | | |
| 209 | 1/20/26 | 52.29 | Flow Increase | 1/29/26 | 9.79 | | | | | | | |
| 210 | 1/20/26 | 42.63 | Flow Increase | 1/29/26 | 13.09 | | | | | | | |
| 211 | 1/20/26 | 18.50 | | | | | | | | | | |
| 212 | 1/20/26 | 12.40 | | | | | | | | | | |
| 213 | 1/20/26 | 34.21 | Flow Increase | 1/29/26 | 12.42 | | | | | | | |
| 214 | 1/20/26 | 39.14 | Flow Increase | 1/29/26 | 17.91 | | | | | | | |

## TABLE 2

| | | | | | | | | | | | | |
|---|---|---|---|---|---|---|---|---|---|---|---|---|
| 215 | 1/20/26 | 72.16 | Flow Increase | 1/29/26 | 17.75 | | | | | | | |
| 216 | 1/20/26 | 32.90 | Flow Increase | 1/29/26 | 14.72 | | | | | | | |
| 217 | 1/20/26 | 31.20 | Flow Increase | 1/29/26 | 21.13 | | | | | | | |
| 218 | 1/20/26 | 34.40 | Flow Increase | 1/29/26 | 19.3 | | | | | | | |
| 219 | 1/20/26 | 59.25 | Flow Increase | 1/29/26 | 12.6 | | | | | | | |
| 220 | 1/20/26 | 61.13 | Flow Increase | 1/29/26 | 23.48 | | | | | | | |
| 221 | 1/22/26 | 27.82 | Flow Increase | 1/29/26 | 10.06 | | | | | | | |
| 222 | 1/22/26 | 33.11 | Flow Increase | 1/29/26 | 11.21 | | | | | | | |
| 223 | 1/20/26 | 8.45 | | | | | | | | | | |
| 224 | 1/20/26 | 6.60 | | | | | | | | | | |
| 225 | 1/20/26 | 11.34 | | | | | | | | | | |
| 226 | 1/20/26 | 10.45 | | | | | | | | | | |
| 227 | 1/20/26 | 20.75 | | | | | | | | | | |
| 228 | 1/22/26 | 15.27 | | | | | | | | | | |
| 229 | 1/22/26 | 27.22 | Flow Increase | 1/29/26 | 13.74 | | | | | | | |
| 230 | 1/22/26 | 18.42 | | | | | | | | | | |
| 231 | 1/22/26 | 20.01 | | | | | | | | | | |
| 232 | 1/22/26 | 15.88 | | | | | | | | | | |
| 233 | 1/22/26 | 56.44 | Flow Increase | 1/29/26 | 17.53 | | | | | | | |
| 234 | 1/22/26 | 52.50 | Flow Increase | 1/29/26 | 20.61 | | | | | | | |
| 235 | 1/22/26 | 41.20 | Flow Increase | 1/29/26 | 16.94 | | | | | | | |
| 236 | 1/22/26 | 36.50 | Flow Increase | 1/29/26 | 18.29 | | | | | | | |
| 237 | 1/22/26 | 23.5 | | | | | | | | | | |
| 238 | 1/22/26 | 18.50 | | | | | | | | | | |
| 239 | 1/22/26 | 16.20 | | | | | | | | | | |
| 240 | 1/22/26 | 70.05 | Flow Increase | 1/29/26 | 18.39 | | | | | | | |
| 241 | 1/22/26 | 53.01 | Flow Increase | 1/29/26 | 20.64 | | | | | | | |
| 242 | 1/22/26 | 145 | Flow Increase | 1/29/26 | 24.27 | | | | | | | |
| 243 | 1/22/26 | 183 | Flow Increase | 1/29/26 | 23.97 | | | | | | | |
| 244 | 1/22/26 | 178 | Flow Increase | 1/29/26 | 24.33 | | | | | | | |
| 245 | 1/22/26 | 31.70 | Flow Increase | 1/29/26 | 12.53 | | | | | | | |
| 246 | 1/22/26 | 160 | Flow Increase | 1/29/26 | 24.29 | | | | | | | |
| 247 | 1/22/26 | 93.75 | Flow Increase | 1/29/26 | 23.73 | | | | | | | |
| 248 | 1/22/26 | 110 | Flow Increase | 1/29/26 | 23.38 | | | | | | | |
| 249 | 1/22/26 | 75.16 | Flow Increase | 1/29/26 | 19.48 | | | | | | | |
| 250 | 1/22/26 | 19.30 | | | | | | | | | | |
| 251 | 1/22/26 | 17.60 | | | | | | | | | | |
| 252 | 1/22/26 | 24.20 | | | | | | | | | | |
| 253 | 1/22/26 | 78.20 | Flow Increase | 1/29/26 | 22.02 | | | | | | | |

# TABLE 2

**Chiquita Canyon Landfill Rule 1150.1 1st Quarter Monitoring Report**

**February 2026 Chiquita Canyon Integrated Surface Sampling Landfill Reaction Area (2-4-26/2-5-26)**

| Grid | Initial Date | Initial Exceedance >25 (PPM) | 10-Day Corrective Action | First Remonitoring Date (10-days) | PPM | 2nd 10-Day Corrective Action | Second Remonitoring Date (10-days) | PPM | 45-Day Corrective Action | 45-Day Remonitoring Date | PPM |
|---|---|---|---|---|---|---|---|---|---|---|---|
| **Integrated (Monthly)** | | | | | | | | | | | |
| 53 | 2/4/26 | 22.05 | | | | | | | | | |
| 66 | 2/4/26 | 11.66 | | | | | | | | | |
| 76 | 2/4/26 | 8.61 | | | | | | | | | |
| 77 | 2/4/26 | 8.53 | | | | | | | | | |
| 78 | 2/4/26 | 9.91 | | | | | | | | | |
| 79 | 2/4/26 | 9.88 | | | | | | | | | |
| 80 | 2/4/26 | 10.61 | | | | | | | | | |
| 81 | 2/4/26 | 15.00 | | | | | | | | | |
| 82 | 2/4/26 | 24.90 | | | | | | | | | |
| 83 | 2/4/26 | 29.57 | Flow Increase | 2/12/26 | 18.21 | | | | | | |
| 88 | 2/5/26 | 17.1 | | | | | | | | | |
| 89 | 2/5/26 | 21.3 | | | | | | | | | |
| 90 | 2/4/26 | 14.73 | | | | | | | | | |
| 96 | 2/5/26 | 18.45 | | | | | | | | | |
| 99 | 2/5/26 | 14.02 | | | | | | | | | |
| 145 | 2/4/26 | 12.57 | | | | | | | | | |
| 146 | 2/5/26 | Restricted Area | | | | | | | | | |
| 147 | 2/5/26 | Restricted Area | | | | | | | | | |
| 148 | 2/4/26 | 10.83 | | | | | | | | | |
| 149 | 2/4/26 | 8.76 | | | | | | | | | |
| 150 | 2/4/26 | 7.83 | | | | | | | | | |
| 151 | 2/5/26 | Restricted Area | | | | | | | | | |
| 152 | 2/5/26 | Restricted Area | | | | | | | | | |
| 153 | 2/4/26 | 9.62 | | | | | | | | | |
| 154 | 2/4/26 | 6.57 | | | | | | | | | |
| 155 | 2/4/26 | 10.13 | | | | | | | | | |
| 156 | 2/4/26 | 9.30 | | | | | | | | | |
| 157 | 2/4/26 | 6.40 | | | | | | | | | |
| 158 | 2/4/26 | 3.60 | | | | | | | | | |
| 159 | 2/4/26 | 8.83 | | | | | | | | | |
| 160 | 2/4/26 | 13.07 | | | | | | | | | |
| 161 | 2/5/26 | 22.9 | | | | | | | | | |
| 162 | 2/5/26 | 20.6 | | | | | | | | | |
| 163 | 2/5/26 | 12.3 | | | | | | | | | |
| 164 | 2/5/26 | 14.3 | | | | | | | | | |
| 165 | 2/4/26 | 9.26 | | | | | | | | | |
| 166 | 2/4/26 | 9.06 | | | | | | | | | |
| 167 | 2/5/26 | 12.53 | | | | | | | | | |

**TABLE 2**

| | | | | | | | | | | | | |
|---|---|---|---|---|---|---|---|---|---|---|---|---|
| 168 | 2/5/26 | 23.7 | | | | | | | | | | |
| 169 | 2/5/26 | 15.71 | | | | | | | | | | |
| 170 | 2/5/26 | 18.46 | | | | | | | | | | |
| 171 | 2/4/26 | 5.30 | | | | | | | | | | |
| 172 | 2/4/26 | 9.92 | | | | | | | | | | |
| 173 | 2/5/26 | 17.87 | | | | | | | | | | |
| 174 | 2/5/26 | 10.43 | | | | | | | | | | |
| 175 | 2/5/26 | 20.45 | | | | | | | | | | |
| 176 | 2/5/26 | 49.95 | Flow Increase | 2/12/26 | 9.19 | | | | | | | |
| 177 | 2/4/26 | 4.89 | | | | | | | | | | |
| 178 | 2/4/26 | 10.43 | | | | | | | | | | |
| 179 | 2/4/26 | 4.76 | | | | | | | | | | |
| 180 | 2/5/26 | 24.60 | | | | | | | | | | |
| 181 | 2/5/26 | 36.91 | Flow Increase | 2/12/26 | 9.61 | | | | | | | |
| 182 | 2/5/26 | 25.73 | Flow Increase | 2/12/26 | 8.67 | | | | | | | |
| 183 | 2/5/26 | 18.90 | | | | | | | | | | |
| 184 | 2/5/26 | 18.97 | | | | | | | | | | |
| 185 | 2/5/26 | 19.85 | | | | | | | | | | |
| 186 | 2/5/26 | 5.63 | | | | | | | | | | |
| 187 | 2/5/26 | 7.72 | | | | | | | | | | |
| 188 | 2/5/26 | 3.32 | | | | | | | | | | |
| 189 | 2/5/26 | 4.5 | | | | | | | | | | |
| 190 | 2/5/26 | 16.1 | | | | | | | | | | |
| 191 | 2/5/26 | 24.7 | | | | | | | | | | |
| 192 | 2/5/26 | 20.21 | | | | | | | | | | |
| 193 | 2/5/26 | 18.66 | | | | | | | | | | |
| 194 | 2/5/26 | 20.71 | | | | | | | | | | |
| 195 | 2/5/26 | 16.32 | | | | | | | | | | |
| 196 | 2/5/26 | 21.2 | | | | | | | | | | |
| 197 | 2/5/26 | 21.65 | | | | | | | | | | |
| 198 | 2/5/26 | 19.2 | | | | | | | | | | |
| 199 | 2/5/26 | 15.94 | | | | | | | | | | |
| 200 | 2/5/26 | 25.99 | Flow Increase | 2/12/26 | 8.73 | | | | | | | |
| 201 | 2/5/26 | 20.45 | | | | | | | | | | |
| 202 | 2/5/26 | 21.42 | | | | | | | | | | |
| 203 | 2/5/26 | 20.6 | | | | | | | | | | |
| 204 | 2/5/26 | 22.8 | | | | | | | | | | |
| 205 | 2/5/26 | 37.28 | Flow Increase | 2/12/26 | 9.10 | | | | | | | |
| 206 | 2/5/26 | 19.9 | | | | | | | | | | |
| 207 | 2/5/26 | 15.1 | | | | | | | | | | |
| 208 | 2/5/26 | 22.9 | | | | | | | | | | |
| 209 | 2/5/26 | 18.1 | | | | | | | | | | |
| 210 | 2/5/26 | 18.71 | | | | | | | | | | |
| 211 | 2/5/26 | 19.71 | | | | | | | | | | |

**TABLE 2**

| | | | | | | | | | | | | |
|---|---|---|---|---|---|---|---|---|---|---|---|---|
| 212 | 2/5/26 | 16.87 | | | | | | | | | | |
| 213 | 2/5/26 | 19.29 | | | | | | | | | | |
| 214 | 2/5/26 | 17.62 | | | | | | | | | | |
| 215 | 2/5/26 | 20.13 | | | | | | | | | | |
| 216 | 2/5/26 | 15.39 | | | | | | | | | | |
| 217 | 2/5/26 | 14.66 | | | | | | | | | | |

# TABLE 2

**Chiquita Canyon Landfill Rule 1150.1 1st Quarter Monitoring Report**

**February 2026 Chiquita Canyon Integrated Surface Sampling Landfill Reaction Area (2-9-26/2-10-26)**

| Grid | Initial Date | Initial Exceedance >25 (PPM) | 10-Day Corrective Action | First Remonitoring Date (10-days) | PPM | 2nd 10-Day Corrective Action | Second Remonitoring Date (10-days) | PPM | 45-Day Corrective Action | 45-Day Remonitoring Date | PPM |
|---|---|---|---|---|---|---|---|---|---|---|---|
| **Integrated (Monthly)** | | | | | | | | | | | |
| 53 | 2/9/26 | 19.26 | | | | | | | | | |
| 66 | 2/9/26 | 24.25 | | | | | | | | | |
| 76 | 2/9/26 | 7.16 | | | | | | | | | |
| 77 | 2/9/26 | 12.31 | | | | | | | | | |
| 78 | 2/9/26 | 12.16 | | | | | | | | | |
| 79 | 2/9/26 | 9.69 | | | | | | | | | |
| 80 | 2/10/25 | 11.5 | | | | | | | | | |
| 81 | 2/9/26 | 21.92 | | | | | | | | | |
| 82 | 2/9/26 | 76.65 | Flow Increase | 2/20/25 | 5.72 | | | | | | |
| 83 | 2/9/26 | 105 | Flow Increase | 2/20/25 | 6.04 | | | | | | |
| 88 | 2/10/25 | 16.71 | | | | | | | | | |
| 89 | 2/9/26 | 12.28 | | | | | | | | | |
| 90 | 2/10/25 | 19.39 | | | | | | | | | |
| 96 | 2/10/25 | 19.3 | | | | | | | | | |
| 99 | 2/10/25 | 8.5 | | | | | | | | | |
| 145 | 2/9/26 | 7.29 | | | | | | | | | |
| 146 | 2/10/25 | Restricted Area | | | | | | | | | |
| 147 | 2/10/25 | Restricted Area | | | | | | | | | |
| 148 | 2/9/26 | 14.66 | | | | | | | | | |
| 149 | 2/9/26 | 24.04 | | | | | | | | | |
| 150 | 2/9/26 | 6.42 | | | | | | | | | |
| 151 | 2/10/25 | Restricted Area | | | | | | | | | |
| 152 | 2/10/25 | Restricted Area | | | | | | | | | |
| 153 | 2/9/26 | 12.48 | | | | | | | | | |
| 154 | 2/9/26 | 21.32 | | | | | | | | | |
| 155 | 2/10/26 | 77.67 | Flow Increase | 2/20/25 | 4.91 | | | | | | |
| 156 | 2/9/26 | 17.61 | | | | | | | | | |
| 157 | 2/9/26 | 13.7 | | | | | | | | | |
| 158 | 2/9/26 | 17.3 | | | | | | | | | |
| 159 | 2/9/26 | 19.20 | | | | | | | | | |
| 160 | 2/10/25 | 20.18 | | | | | | | | | |
| 161 | 2/9/26 | 9.42 | | | | | | | | | |
| 162 | 2/10/26 | 12.91 | | | | | | | | | |
| 163 | 2/9/26 | 10.72 | | | | | | | | | |
| 164 | 2/9/26 | 20.46 | | | | | | | | | |
| 165 | 2/9/26 | 40.78 | Flow Increase | 2/20/25 | 4.03 | | | | | | |
| 166 | 2/9/26 | 23.86 | | | | | | | | | |
| 167 | 2/9/26 | 8.5 | | | | | | | | | |

# TABLE 2

| | | | | | | | | | | | |
|---|---|---|---|---|---|---|---|---|---|---|---|
| 168 | 2/9/26 | 9.5 | | | | | | | | | |
| 169 | 2/9/26 | 12.8 | | | | | | | | | |
| 170 | 2/9/26 | 18.2 | | | | | | | | | |
| 171 | 2/9/26 | 16.3 | | | | | | | | | |
| 172 | 2/9/26 | 14.5 | | | | | | | | | |
| 173 | 2/9/26 | 7.8 | | | | | | | | | |
| 174 | 2/9/26 | 13.9 | | | | | | | | | |
| 175 | 2/9/26 | 7.46 | | | | | | | | | |
| 176 | 2/9/26 | 25.35 | Flow Increase | 2/20/25 | 5.25 | | | | | | |
| 177 | 2/9/26 | 13.17 | | | | | | | | | |
| 178 | 2/9/26 | 5.53 | | | | | | | | | |
| 179 | 2/9/26 | 5.67 | | | | | | | | | |
| 180 | 2/9/26 | 5.91 | | | | | | | | | |
| 181 | 2/9/26 | 13.77 | | | | | | | | | |
| 182 | 2/9/26 | 17.22 | | | | | | | | | |
| 183 | 2/9/26 | 14.09 | | | | | | | | | |
| 184 | 2/9/26 | 5.29 | | | | | | | | | |
| 185 | 2/9/26 | 4.72 | | | | | | | | | |
| 186 | 2/9/26 | 5.86 | | | | | | | | | |
| 187 | 2/9/26 | 13.95 | | | | | | | | | |
| 188 | 2/9/26 | 11.64 | | | | | | | | | |
| 189 | 2/9/26 | 11.29 | | | | | | | | | |
| 190 | 2/9/26 | 7.45 | | | | | | | | | |
| 191 | 2/9/26 | 8.72 | | | | | | | | | |
| 192 | 2/9/26 | 3.60 | | | | | | | | | |
| 193 | 2/9/26 | 4.50 | | | | | | | | | |
| 194 | 2/10/26 | 17.5 | | | | | | | | | |
| 195 | 2/10/26 | 18.9 | | | | | | | | | |
| 196 | 2/10/26 | 14.61 | | | | | | | | | |
| 197 | 2/10/26 | 21.5 | | | | | | | | | |
| 198 | 2/10/26 | 14.29 | | | | | | | | | |
| 199 | 2/10/26 | 16.1 | | | | | | | | | |
| 200 | 2/9/26 | 8.89 | | | | | | | | | |
| 201 | 2/9/26 | 20.60 | | | | | | | | | |
| 202 | 2/9/26 | 14.16 | | | | | | | | | |
| 203 | 2/10/26 | 16.54 | | | | | | | | | |
| 204 | 2/10/26 | 12.04 | | | | | | | | | |
| 205 | 2/9/26 | 11.90 | | | | | | | | | |
| 206 | 2/9/26 | 13.85 | | | | | | | | | |
| 207 | 2/10/26 | 17.45 | | | | | | | | | |
| 208 | 2/10/26 | 9.52 | | | | | | | | | |
| 209 | 2/10/26 | 8.59 | | | | | | | | | |
| 210 | 2/10/26 | 14.48 | | | | | | | | | |
| 211 | 2/10/26 | 8.40 | | | | | | | | | |

**TABLE 2**

| | | | | | | | | | | | |
|---|---|---|---|---|---|---|---|---|---|---|---|
| 212 | 2/10/26 | 15.31 | | | | | | | | | |
| 213 | 2/10/26 | 13.12 | | | | | | | | | |
| 214 | 2/10/26 | 8.16 | | | | | | | | | |
| 215 | 2/10/26 | 17.71 | | | | | | | | | |
| 216 | 2/10/26 | 7.5 | | | | | | | | | |
| 217 | 2/10/26 | 6.9 | | | | | | | | | |

# TABLE 2

**Chiquita Canyon Landfill Rule 1150.1 1st Quarter Monitoring Report**

**February 2026 Chiquita Canyon Landfill Integrated Surface Sampling Full Site Sweep (2-23-26/2-24-26/2-25-26/2-26-26)**

| Grid | Initial Date | Initial Exceedance >25 (PPM) | 10-Day Corrective Action | First Remonitoring Date (10-days) | PPM | 2nd 10-Day Corrective Action | Second Remonitoring Date (10-days) | PPM | 45-Day Corrective Action | 45-Day Remonitoring Date | PPM |
|---|---|---|---|---|---|---|---|---|---|---|---|
| **Integrated (Monthly)** | | | | | | | | | | | |
| 1 | 2/26/26 | 3.16 | | | | | | | | | |
| 2 | 2/26/26 | 4.39 | | | | | | | | | |
| 3 | 2/26/26 | 8.21 | | | | | | | | | |
| 4 | 2/26/26 | Active Construction | | | | | | | | | |
| 5 | 2/26/26 | Active Construction | | | | | | | | | |
| 6 | 2/26/26 | Active Construction | | | | | | | | | |
| 7 | 2/26/26 | Active Construction | | | | | | | | | |
| 8 | 2/26/26 | Active Construction | | | | | | | | | |
| 9 | 2/26/26 | Active Construction | | | | | | | | | |
| 10 | 2/26/26 | 8.13 | | | | | | | | | |
| 11 | 2/26/26 | 4.57 | | | | | | | | | |
| 12 | 2/26/26 | Active Construction | | | | | | | | | |
| 13 | 2/26/26 | 7.67 | | | | | | | | | |
| 14 | 2/26/26 | 5.18 | | | | | | | | | |
| 15 | 2/26/26 | 5.34 | | | | | | | | | |
| 16 | 2/26/26 | 6.1 | | | | | | | | | |
| 17 | 2/26/26 | 5.3 | | | | | | | | | |
| 18 | 2/26/26 | 5.8 | | | | | | | | | |
| 19 | 2/26/26 | 6.2 | | | | | | | | | |
| 20 | 2/26/26 | 5.2 | | | | | | | | | |
| 21 | 2/25/26 | 3.62 | | | | | | | | | |
| 22 | 2/25/26 | 3.05 | | | | | | | | | |
| 23 | 2/25/26 | 6.40 | | | | | | | | | |
| 24 | 2/25/26 | 6.15 | | | | | | | | | |
| 25 | 2/25/26 | 4.63 | | | | | | | | | |
| 26 | 2/25/26 | 5.79 | | | | | | | | | |
| 27 | 2/25/26 | 6.01 | | | | | | | | | |
| 28A | 2/25/26 | 6.25 | | | | | | | | | |
| 29 | 2/25/26 | 5.63 | | | | | | | | | |
| 30 | 2/23/26 | 28.20 | Flow Increase | 3/4/26 | 19.7 | | | | | | |
| 31 | 2/25/26 | 7.1 | | | | | | | | | |
| 32 | 2/23/26 | 21.5 | | | | | | | | | |
| 33 | 2/23/26 | 22.6 | | | | | | | | | |
| 34 | 2/25/26 | 7.4 | | | | | | | | | |
| 35 | 2/25/26 | 11.8 | | | | | | | | | |
| 36 | 2/25/26 | 8.80 | | | | | | | | | |
| 37 | 2/25/26 | 21.31 | | | | | | | | | |
| 38 | 2/25/26 | 10.63 | | | | | | | | | |

**TABLE 2**

| | | | | | | | | | | | | |
|---|---|---|---|---|---|---|---|---|---|---|---|---|
| 39 | 2/25/26 | 9.8 | | | | | | | | | | |
| 40 | 2/25/26 | 10.60 | | | | | | | | | | |
| 41 | 2/25/26 | 19.61 | | | | | | | | | | |
| 42 | 2/25/26 | 11.35 | | | | | | | | | | |
| 43 | 2/25/26 | 12.67 | | | | | | | | | | |
| 44 | 2/25/26 | 11.25 | | | | | | | | | | |
| 45 | 2/25/26 | 11.21 | | | | | | | | | | |
| 46 | 2/25/26 | 10.13 | | | | | | | | | | |
| 47 | 2/25/26 | 13.70 | | | | | | | | | | |
| 48 | 2/25/26 | 8.47 | | | | | | | | | | |
| 49 | 2/25/26 | 23.9 | | | | | | | | | | |
| 50 | 2/25/26 | 8.8 | | | | | | | | | | |
| 51 | 2/25/26 | 9.6 | | | | | | | | | | |
| 52 | 2/25/26 | 12.80 | | | | | | | | | | |
| 53 | 2/23/26 | 20.18 | | | | | | | | | | |
| 54 | 2/23/26 | 19.8 | | | | | | | | | | |
| 55 | 2/25/26 | 7.2 | | | | | | | | | | |
| 56 | 2/25/26 | 5.8 | | | | | | | | | | |
| 57 | 2/25/26 | 7.31 | | | | | | | | | | |
| 58 | 2/25/26 | 7.39 | | | | | | | | | | |
| 59 | 2/23/26 | 22.6 | | | | | | | | | | |
| 60 | 2/25/26 | 6.9 | | | | | | | | | | |
| 61 | 2/25/26 | 11.44 | | | | | | | | | | |
| 62 | 2/25/26 | 9.39 | | | | | | | | | | |
| 63 | 2/25/26 | 5.21 | | | | | | | | | | |
| 64 | 2/25/26 | 5.14 | | | | | | | | | | |
| 65 | 2/25/26 | 7.48 | | | | | | | | | | |
| 66 | 2/23/26 | 17.85 | | | | | | | | | | |
| 67 | 2/23/26 | 20.35 | | | | | | | | | | |
| 68 | 2/25/26 | 5.3 | | | | | | | | | | |
| 69 | 2/25/26 | 6.2 | | | | | | | | | | |
| 70 | 2/25/26 | 5.2 | | | | | | | | | | |
| 71 | 2/25/26 | 4.8 | | | | | | | | | | |
| 72 | 2/25/26 | 4.7 | | | | | | | | | | |
| 73 | 2/25/26 | 6.9 | | | | | | | | | | |
| 74 | 2/25/26 | 5.8 | | | | | | | | | | |
| 75 | 2/23/26 | 19.05 | | | | | | | | | | |
| 76 | 2/23/26 | 9.16 | | | | | | | | | | |
| 77 | 2/23/26 | 6.40 | | | | | | | | | | |
| 78 | 2/23/26 | 4.82 | | | | | | | | | | |
| 79 | 2/23/26 | 3.62 | | | | | | | | | | |
| 80 | 2/23/26 | 4.30 | | | | | | | | | | |
| 81 | 2/23/26 | 3.97 | | | | | | | | | | |
| 82 | 2/23/26 | 4.55 | | | | | | | | | | |

**TABLE 2**

| | | | | | | | | | | | |
|---|---|---|---|---|---|---|---|---|---|---|---|
| 83 | 2/23/26 | 20.60 | | | | | | | | | |
| 84 | 2/23/26 | 20.77 | | | | | | | | | |
| 85 | 2/23/26 | 23.47 | | | | | | | | | |
| 86 | 2/24/26 | 6.2 | | | | | | | | | |
| 87 | 2/24/26 | 7.02 | | | | | | | | | |
| 88 | 2/24/26 | 5.9 | | | | | | | | | |
| 89 | 2/23/26 | 22.74 | | | | | | | | | |
| 90 | 2/23/26 | 19.80 | | | | | | | | | |
| 91 | 2/25/26 | 19.8 | | | | | | | | | |
| 92 | 2/25/26 | 7.6 | | | | | | | | | |
| 93 | 2/24/26 | 2.70 | | | | | | | | | |
| 94 | 2/24/26 | 3.99 | | | | | | | | | |
| 95 | 2/24/26 | 7.66 | | | | | | | | | |
| 96 | 2/24/26 | 3.60 | | | | | | | | | |
| 97 | 2/24/26 | 7.78 | | | | | | | | | |
| 98 | 2/25/26 | 10.42 | | | | | | | | | |
| 99 | 2/24/26 | 4.52 | | | | | | | | | |
| 100 | 2/24/26 | 10.97 | | | | | | | | | |
| 101 | 2/25/26 | 7.82 | | | | | | | | | |
| 102 | 2/24/26 | 9.9 | | | | | | | | | |
| 103 | 2/25/26 | 5.30 | | | | | | | | | |
| 104 | 2/25/26 | 12.82 | | | | | | | | | |
| 105 | 2/24/26 | 4.65 | | | | | | | | | |
| 106 | 2/24/26 | 4.21 | | | | | | | | | |
| 107 | 2/24/26 | 5.35 | | | | | | | | | |
| 108 | 2/26/26 | 4.16 | | | | | | | | | |
| 109 | 2/26/26 | 4.13 | | | | | | | | | |
| 110 | 2/25/26 | 7.1 | | | | | | | | | |
| 111 | 2/26/26 | 10.42 | | | | | | | | | |
| 112 | 2/26/26 | 10.66 | | | | | | | | | |
| 113 | 2/26/26 | 7.6 | | | | | | | | | |
| 114 | 2/26/26 | 6.7 | | | | | | | | | |
| 115 | 2/26/26 | 7.4 | | | | | | | | | |
| 116 | 2/26/26 | 3.22 | | | | | | | | | |
| 117 | 2/26/26 | 4.41 | | | | | | | | | |
| 118 | 2/26/26 | 14.20 | | | | | | | | | |
| 119 | 2/26/26 | 7.96 | | | | | | | | | |
| 120 | 2/26/26 | 8.09 | | | | | | | | | |
| 121 | 2/26/26 | 6.4 | | | | | | | | | |
| 122 | 2/26/26 | 7.2 | | | | | | | | | |
| 123 | 2/26/26 | 5.60 | | | | | | | | | |
| 124 | 2/26/26 | 4.87 | | | | | | | | | |
| 125 | 2/26/26 | 5.62 | | | | | | | | | |
| 126 | 2/26/26 | 4.77 | | | | | | | | | |

# TABLE 2

| | | | | | | | | | | | | |
|---|---|---|---|---|---|---|---|---|---|---|---|---|
| 127 | 2/26/26 | 6.1 | | | | | | | | | | |
| 128 | 2/26/26 | 5.8 | | | | | | | | | | |
| 129 | 2/26/26 | 7.5 | | | | | | | | | | |
| 130 | 2/26/26 | 9.45 | | | | | | | | | | |
| 131 | 2/26/26 | 8.99 | | | | | | | | | | |
| 132 | 2/26/26 | 5.8 | | | | | | | | | | |
| 133 | 2/26/26 | 6.6 | | | | | | | | | | |
| 134 | 2/26/26 | 7.2 | | | | | | | | | | |
| 135 | 2/26/26 | 7.8 | | | | | | | | | | |
| 136 | 2/26/26 | 6.9 | | | | | | | | | | |
| 137 | 2/26/26 | 8.81 | | | | | | | | | | |
| 138 | 2/26/26 | 8.79 | | | | | | | | | | |
| 139 | 2/26/26 | 5.30 | | | | | | | | | | |
| 140 | 2/26/26 | 3.72 | | | | | | | | | | |
| 141 | 2/26/26 | 4.82 | | | | | | | | | | |
| 142 | 2/26/26 | 8.62 | | | | | | | | | | |
| 143 | 2/26/26 | 7.38 | | | | | | | | | | |
| 144 | 2/26/26 | 10.16 | | | | | | | | | | |
| 145 | 2/23/26 | 5.30 | | | | | | | | | | |
| 146 | 2/26/26 | Active Construction | | | | | | | | | | |
| 147 | 2/26/26 | Active Construction | | | | | | | | | | |
| 148 | 2/23/26 | 3.90 | | | | | | | | | | |
| 149 | 2/23/26 | 3.94 | | | | | | | | | | |
| 150 | 2/23/26 | 14.61 | | | | | | | | | | |
| 151 | 2/26/26 | Active Construction | | | | | | | | | | |
| 152 | 2/26/26 | Active Construction | | | | | | | | | | |
| 153 | 2/23/26 | 4.67 | | | | | | | | | | |
| 154 | 2/23/26 | 3.99 | | | | | | | | | | |
| 155 | 2/23/26 | 19.38 | | | | | | | | | | |
| 156 | 2/23/26 | 20.6 | | | | | | | | | | |
| 157 | 2/23/26 | 18.4 | | | | | | | | | | |
| 158 | 2/23/26 | 3.72 | | | | | | | | | | |
| 159 | 2/23/26 | 3.59 | | | | | | | | | | |
| 160 | 2/23/26 | 18.72 | | | | | | | | | | |
| 161 | 2/23/26 | 20.89 | | | | | | | | | | |
| 162 | 2/24/26 | 8.5 | | | | | | | | | | |
| 163 | 2/23/26 | 20.94 | | | | | | | | | | |
| 164 | 2/23/26 | 21.61 | | | | | | | | | | |
| 165 | 2/23/26 | 19.8 | | | | | | | | | | |
| 166 | 2/23/26 | 20.3 | | | | | | | | | | |
| 167 | 2/23/26 | 21.7 | | | | | | | | | | |
| 168 | 2/23/26 | 21.2 | | | | | | | | | | |
| 169 | 2/24/26 | 9.30 | | | | | | | | | | |
| 170 | 2/23/26 | 3.52 | | | | | | | | | | |

# TABLE 2

| | | | | | | | | | | | | |
|---|---|---|---|---|---|---|---|---|---|---|---|---|
| 171 | 2/23/26 | 4.86 | | | | | | | | | | |
| 172 | 2/23/26 | 19.3 | | | | | | | | | | |
| 173 | 2/23/26 | 24.4 | | | | | | | | | | |
| 174 | 2/23/26 | 21.6 | | | | | | | | | | |
| 175 | 2/23/26 | 35.75 | Flow Increase | 3/4/26 | 11.6 | | | | | | | |
| 176 | 2/23/26 | 19.5 | | | | | | | | | | |
| 177 | 2/23/26 | 18.1 | | | | | | | | | | |
| 178 | 2/23/26 | 18.31 | | | | | | | | | | |
| 179 | 2/23/26 | 18.71 | | | | | | | | | | |
| 180 | 2/23/26 | 21.6 | | | | | | | | | | |
| 181 | 2/23/26 | 20.7 | | | | | | | | | | |
| 182 | 2/23/26 | 3.01 | | | | | | | | | | |
| 183 | 2/23/26 | 3.43 | | | | | | | | | | |
| 184 | 2/23/26 | 16.58 | | | | | | | | | | |
| 185 | 2/23/26 | 19.47 | | | | | | | | | | |
| 186 | 2/24/26 | 7.62 | | | | | | | | | | |
| 187 | 2/23/26 | 3.10 | | | | | | | | | | |
| 188 | 2/23/26 | 3.39 | | | | | | | | | | |
| 189 | 2/23/26 | 3.31 | | | | | | | | | | |
| 190 | 2/24/26 | 6.31 | | | | | | | | | | |
| 191 | 2/24/26 | 5.37 | | | | | | | | | | |
| 192 | 2/24/26 | 7.50 | | | | | | | | | | |
| 193 | 2/24/26 | 7.15 | | | | | | | | | | |
| 194 | 2/24/26 | 7.43 | | | | | | | | | | |
| 195 | 2/24/26 | 10.30 | | | | | | | | | | |
| 196 | 2/24/26 | 7.1 | | | | | | | | | | |
| 197 | 2/24/26 | 8.18 | | | | | | | | | | |
| 198 | 2/24/26 | 7.9 | | | | | | | | | | |
| 199 | 2/24/26 | 7.18 | | | | | | | | | | |
| 200 | 2/24/26 | 6.54 | | | | | | | | | | |
| 201 | 2/24/26 | 7.40 | | | | | | | | | | |
| 202 | 2/24/26 | 5.14 | | | | | | | | | | |
| 203 | 2/24/26 | 3.43 | | | | | | | | | | |
| 204 | 2/23/26 | 20.6 | | | | | | | | | | |
| 205 | 2/24/26 | 7.8 | | | | | | | | | | |
| 206 | 2/24/26 | 8.6 | | | | | | | | | | |
| 207 | 2/24/26 | 15.2 | | | | | | | | | | |
| 208 | 2/24/26 | 17.8 | | | | | | | | | | |
| 209 | 2/24/26 | 8.2 | | | | | | | | | | |
| 210 | 2/24/26 | 8.25 | | | | | | | | | | |
| 211 | 2/24/26 | 7.38 | | | | | | | | | | |
| 212 | 2/24/26 | 7.41 | | | | | | | | | | |
| 213 | 2/24/26 | 8.13 | | | | | | | | | | |
| 214 | 2/24/26 | 8.29 | | | | | | | | | | |

# TABLE 2

| | | | | | | | | | | | | |
|---|---|---|---|---|---|---|---|---|---|---|---|---|
| 215 | 2/26/26 | 9.08 | | | | | | | | | | |
| 216 | 2/24/26 | 3.52 | | | | | | | | | | |
| 217 | 2/24/26 | 3.72 | | | | | | | | | | |
| 218 | 2/24/26 | 5.30 | | | | | | | | | | |
| 219 | 2/24/26 | 7.31 | | | | | | | | | | |
| 220 | 2/24/26 | 8.16 | | | | | | | | | | |
| 221 | 2/24/26 | 11.7 | | | | | | | | | | |
| 222 | 2/24/26 | 12.5 | | | | | | | | | | |
| 223 | 2/24/26 | 13.3 | | | | | | | | | | |
| 224 | 2/24/26 | 7.8 | | | | | | | | | | |
| 225 | 2/24/26 | 5.04 | | | | | | | | | | |
| 226 | 2/24/26 | 4.98 | | | | | | | | | | |
| 227 | 2/24/26 | 9.27 | | | | | | | | | | |
| 228 | 2/24/26 | 14.8 | | | | | | | | | | |
| 229 | 2/24/26 | 9.6 | | | | | | | | | | |
| 230 | 2/24/26 | 12.1 | | | | | | | | | | |
| 231 | 2/24/26 | 18.5 | | | | | | | | | | |
| 232 | 2/24/26 | 3.2 | | | | | | | | | | |
| 233 | 2/25/26 | 9.05 | | | | | | | | | | |
| 234 | 2/25/26 | 17.90 | | | | | | | | | | |
| 235 | 2/25/26 | 17.28 | | | | | | | | | | |
| 236 | 2/25/26 | 18.30 | | | | | | | | | | |
| 237 | 2/25/26 | 7.98 | | | | | | | | | | |
| 238 | 2/25/26 | 6.90 | | | | | | | | | | |
| 239 | 2/25/26 | 12.28 | | | | | | | | | | |
| 240 | 2/25/26 | 8.75 | | | | | | | | | | |
| 241 | 2/25/26 | 12.72 | | | | | | | | | | |
| 242 | 2/25/26 | 3.42 | | | | | | | | | | |
| 243 | 2/25/26 | 8.72 | | | | | | | | | | |
| 244 | 2/25/26 | 5.62 | | | | | | | | | | |
| 245 | 2/26/26 | 5.83 | | | | | | | | | | |
| 246 | 2/26/26 | 4.72 | | | | | | | | | | |
| 247 | 2/26/26 | 3.62 | | | | | | | | | | |
| 248 | 2/26/26 | 4.02 | | | | | | | | | | |
| 249 | 2/26/26 | 7.42 | | | | | | | | | | |
| 250 | 2/25/26 | 6.83 | | | | | | | | | | |
| 251 | 2/25/26 | 5.80 | | | | | | | | | | |
| 252 | 2/25/26 | 7.63 | | | | | | | | | | |
| 253 | 2/25/26 | 8.75 | | | | | | | | | | |

# TABLE 2

**Chiquita Canyon Landfill Rule 1150.1 1st Quarter Monitoring Report**

**March 2026 Chiquita Canyon Landfill Integrated Surface Sampling Full Site Sweep (3-2-26/3-3-26/3-4-26/3-5-26)**

| Grid | Initial Date | Initial Exceedance >25 (PPM) | 10-Day Corrective Action | First Remonitoring Date (10-days) | PPM | 2nd 10-Day Corrective Action | Second Remonitoring Date (10-days) | PPM | 45-Day Corrective Action | 45-Day Remonitoring Date | PPM |
|---|---|---|---|---|---|---|---|---|---|---|---|
| **Integrated (Monthly)** | | | | | | | | | | | |
| 1 | 3/4/26 | 19.69 | | | | | | | | | |
| 2 | 3/4/26 | 20.16 | | | | | | | | | |
| 3 | 3/4/26 | 18.37 | | | | | | | | | |
| 4 | 3/5/26 | Active Construction | | | | | | | | | |
| 5 | 3/5/26 | Active Construction | | | | | | | | | |
| 6 | 3/5/26 | Active Construction | | | | | | | | | |
| 7 | 3/5/26 | Active Construction | | | | | | | | | |
| 8 | 3/5/26 | Active Construction | | | | | | | | | |
| 9 | 3/5/26 | Active Construction | | | | | | | | | |
| 10 | 3/4/26 | 6.9 | | | | | | | | | |
| 11 | 3/4/26 | 5.52 | | | | | | | | | |
| 12 | 3/5/26 | Active Construction | | | | | | | | | |
| 13 | 3/4/26 | 6.1 | | | | | | | | | |
| 14 | 3/4/26 | 15.30 | | | | | | | | | |
| 15 | 3/4/26 | 16.53 | | | | | | | | | |
| 16 | 3/4/26 | 6.7 | | | | | | | | | |
| 17 | 3/4/26 | 19.36 | | | | | | | | | |
| 18 | 3/4/26 | 13.22 | | | | | | | | | |
| 19 | 3/4/26 | 7.2 | | | | | | | | | |
| 20 | 3/4/26 | 11.32 | | | | | | | | | |
| 21 | 3/3/26 | 2.73 | | | | | | | | | |
| 22 | 3/3/26 | 3.54 | | | | | | | | | |
| 23 | 3/3/26 | 4.41 | | | | | | | | | |
| 24 | 3/3/26 | 4.02 | | | | | | | | | |
| 25 | 3/3/26 | 3.46 | | | | | | | | | |
| 26 | 3/3/26 | 3.45 | | | | | | | | | |
| 27 | 3/3/26 | 4.31 | | | | | | | | | |
| 28A | 3/4/26 | 4.73 | | | | | | | | | |
| 29 | 3/4/26 | 5.15 | | | | | | | | | |
| 30 | 3/3/26 | 17.11 | | | | | | | | | |
| 31 | 3/4/26 | 19.30 | | | | | | | | | |
| 32 | 3/3/26 | 18.77 | | | | | | | | | |
| 33 | 3/3/26 | 17.85 | | | | | | | | | |
| 34 | 3/4/26 | 21.18 | | | | | | | | | |
| 35 | 3/4/26 | 20.39 | | | | | | | | | |
| 36 | 3/3/26 | 16.68 | | | | | | | | | |
| 37 | 3/3/26 | 17.69 | | | | | | | | | |
| 38 | 3/4/26 | 20.31 | | | | | | | | | |

**TABLE 2**

| | | | | | | | | | | | | | |
|---|---|---|---|---|---|---|---|---|---|---|---|---|---|
| 39 | 3/4/26 | 22.16 | | | | | | | | | | | |
| 40 | 3/3/26 | 6.30 | | | | | | | | | | | |
| 41 | 3/3/26 | 6.05 | | | | | | | | | | | |
| 42 | 3/3/26 | 5.25 | | | | | | | | | | | |
| 43 | 3/3/26 | 5.72 | | | | | | | | | | | |
| 44 | 3/3/26 | 5.72 | | | | | | | | | | | |
| 45 | 3/3/26 | 4.42 | | | | | | | | | | | |
| 46 | 3/3/26 | 6.72 | | | | | | | | | | | |
| 47 | 3/3/26 | 4.50 | | | | | | | | | | | |
| 48 | 3/3/26 | 6.72 | | | | | | | | | | | |
| 49 | 3/4/26 | 18.86 | | | | | | | | | | | |
| 50 | 3/4/26 | 19.25 | | | | | | | | | | | |
| 51 | 3/4/26 | 21.41 | | | | | | | | | | | |
| 52 | 3/3/26 | 4.05 | | | | | | | | | | | |
| 53 | 3/2/26 | 6.24 | | | | | | | | | | | |
| 54 | 3/3/26 | 3.25 | | | | | | | | | | | |
| 55 | 3/3/26 | 3.24 | | | | | | | | | | | |
| 56 | 3/3/26 | 4.62 | | | | | | | | | | | |
| 57 | 3/3/26 | 6.82 | | | | | | | | | | | |
| 58 | 3/3/26 | 3.42 | | | | | | | | | | | |
| 59 | 3/2/26 | 13.81 | | | | | | | | | | | |
| 60 | 3/3/26 | 2.82 | | | | | | | | | | | |
| 61 | 3/3/26 | 12.9 | | | | | | | | | | | |
| 62 | 3/3/26 | 3.2 | | | | | | | | | | | |
| 63 | 3/3/26 | 16.5 | | | | | | | | | | | |
| 64 | 3/3/26 | 13.2 | | | | | | | | | | | |
| 65 | 3/3/26 | 15.6 | | | | | | | | | | | |
| 66 | 3/2/26 | 6.26 | | | | | | | | | | | |
| 67 | 3/3/26 | 2.45 | | | | | | | | | | | |
| 68 | 3/3/26 | 3.92 | | | | | | | | | | | |
| 69 | 3/3/26 | 3.72 | | | | | | | | | | | |
| 70 | 3/3/26 | 3.25 | | | | | | | | | | | |
| 71 | 3/3/26 | 3.7 | | | | | | | | | | | |
| 72 | 3/3/26 | 3.0 | | | | | | | | | | | |
| 73 | 3/3/26 | 4.1 | | | | | | | | | | | |
| 74 | 3/3/26 | 3.6 | | | | | | | | | | | |
| 75 | 3/3/26 | 2.9 | | | | | | | | | | | |
| 76 | 3/2/26 | 7.27 | | | | | | | | | | | |
| 77 | 3/2/26 | 7.42 | | | | | | | | | | | |
| 78 | 3/2/26 | 6.42 | | | | | | | | | | | |
| 79 | 3/2/26 | 7.82 | | | | | | | | | | | |
| 80 | 3/2/26 | 5.30 | | | | | | | | | | | |
| 81 | 3/2/26 | 8.45 | | | | | | | | | | | |
| 82 | 3/2/26 | 8.56 | | | | | | | | | | | |

**TABLE 2**

| | | | | | | | | | | | | |
|---|---|---|---|---|---|---|---|---|---|---|---|---|
| 83 | 3/2/26 | 17.57 | | | | | | | | | | |
| 84 | 3/3/26 | 17.61 | | | | | | | | | | |
| 85 | 3/3/26 | 17.49 | | | | | | | | | | |
| 86 | 3/4/26 | 19.46 | | | | | | | | | | |
| 87 | 3/4/26 | 41.46 | Flow Increase | 3/11/26 | 9.9 | | | | | | | |
| 88 | 3/3/26 | 19.7 | | | | | | | | | | |
| 89 | 3/3/26 | 17.51 | | | | | | | | | | |
| 90 | 3/2/26 | 8.13 | | | | | | | | | | |
| 91 | 3/4/26 | 43.11 | Flow Increase | 3/11/26 | 15.2 | | | | | | | |
| 92 | 3/4/26 | 18.78 | | | | | | | | | | |
| 93 | 3/4/26 | 35.4 | Flow Increase | 3/11/26 | 9.1 | | | | | | | |
| 94 | 3/4/26 | 65.21 | Flow Increase | 3/11/26 | 14.4 | | | | | | | |
| 95 | 3/4/26 | 30.4 | Flow Increase | 3/11/26 | 17.4 | | | | | | | |
| 96 | 3/3/26 | 17.9 | | | | | | | | | | |
| 97 | 3/4/26 | 9.92 | | | | | | | | | | |
| 98 | 3/4/26 | 8.72 | | | | | | | | | | |
| 99 | 3/3/26 | 20.22 | | | | | | | | | | |
| 100 | 3/3/26 | 21.16 | | | | | | | | | | |
| 101 | 3/4/26 | 21.2 | | | | | | | | | | |
| 102 | 3/4/26 | 21.5 | | | | | | | | | | |
| 103 | 3/4/26 | 20.1 | | | | | | | | | | |
| 104 | 3/4/26 | 5.60 | | | | | | | | | | |
| 105 | 3/4/26 | 4.13 | | | | | | | | | | |
| 106 | 3/4/26 | 4.75 | | | | | | | | | | |
| 107 | 3/4/26 | 5.62 | | | | | | | | | | |
| 108 | 3/4/26 | 5.79 | | | | | | | | | | |
| 109 | 3/4/26 | 6.39 | | | | | | | | | | |
| 110 | 3/4/26 | 6.60 | | | | | | | | | | |
| 111 | 3/4/26 | 5.98 | | | | | | | | | | |
| 112 | 3/5/26 | 10.55 | | | | | | | | | | |
| 113 | 3/5/26 | 12.50 | | | | | | | | | | |
| 114 | 3/5/26 | 10.30 | | | | | | | | | | |
| 115 | 3/5/26 | 13.40 | | | | | | | | | | |
| 116 | 3/4/26 | 21.5 | | | | | | | | | | |
| 117 | 3/4/26 | 20.22 | | | | | | | | | | |
| 118 | 3/4/26 | 20.31 | | | | | | | | | | |
| 119 | 3/5/26 | 11.09 | | | | | | | | | | |
| 120 | 3/5/26 | 15.10 | | | | | | | | | | |
| 121 | 3/5/26 | 10.09 | | | | | | | | | | |
| 122 | 3/5/26 | 11.10 | | | | | | | | | | |
| 123 | 3/4/26 | 19.5 | | | | | | | | | | |
| 124 | 3/4/26 | 18.6 | | | | | | | | | | |
| 125 | 3/4/26 | 20.1 | | | | | | | | | | |
| 126 | 3/4/26 | 19.2 | | | | | | | | | | |

# TABLE 2

| | | | | | | | | | | | | |
|---|---|---|---|---|---|---|---|---|---|---|---|---|
| 127 | 3/5/26 | 11.50 | | | | | | | | | | |
| 128 | 3/5/26 | 9.25 | | | | | | | | | | |
| 129 | 3/5/26 | 11.20 | | | | | | | | | | |
| 130 | 3/5/26 | 10.50 | | | | | | | | | | |
| 131 | 3/5/26 | 12.25 | | | | | | | | | | |
| 132 | 3/5/26 | 11.00 | | | | | | | | | | |
| 133 | 3/5/26 | 14.20 | | | | | | | | | | |
| 134 | 3/5/26 | 11.08 | | | | | | | | | | |
| 135 | 3/5/26 | 10.20 | | | | | | | | | | |
| 136 | 3/5/26 | 11.20 | | | | | | | | | | |
| 137 | 3/5/26 | 9.08 | | | | | | | | | | |
| 138 | 3/5/26 | 10.09 | | | | | | | | | | |
| 139 | 3/5/26 | 8.20 | | | | | | | | | | |
| 140 | 3/5/26 | 11.30 | | | | | | | | | | |
| 141 | 3/5/26 | 10.09 | | | | | | | | | | |
| 142 | 3/5/26 | 8.50 | | | | | | | | | | |
| 143 | 3/5/26 | 14.26 | | | | | | | | | | |
| 144 | 3/4/26 | 5.8 | | | | | | | | | | |
| 145 | 3/2/26 | 5.30 | | | | | | | | | | |
| 146 | 3/5/26 | Active Construction | | | | | | | | | | |
| 147 | 3/5/26 | Active Construction | | | | | | | | | | |
| 148 | 3/2/26 | 5.99 | | | | | | | | | | |
| 149 | 3/2/26 | 7.86 | | | | | | | | | | |
| 150 | 3/2/26 | 9.1 | | | | | | | | | | |
| 151 | 3/5/26 | Active Construction | | | | | | | | | | |
| 152 | 3/5/26 | Active Construction | | | | | | | | | | |
| 153 | 3/2/26 | 6.52 | | | | | | | | | | |
| 154 | 3/2/26 | 7.67 | | | | | | | | | | |
| 155 | 3/2/26 | 7.83 | | | | | | | | | | |
| 156 | 3/2/26 | 7.30 | | | | | | | | | | |
| 157 | 3/2/26 | 6.52 | | | | | | | | | | |
| 158 | 3/2/26 | 8.27 | | | | | | | | | | |
| 159 | 3/2/26 | 8.91 | | | | | | | | | | |
| 160 | 3/2/26 | 8.10 | | | | | | | | | | |
| 161 | 3/3/26 | 18.17 | | | | | | | | | | |
| 162 | 3/3/26 | 21.3 | | | | | | | | | | |
| 163 | 3/3/26 | 17.29 | | | | | | | | | | |
| 164 | 3/2/26 | 8.3 | | | | | | | | | | |
| 165 | 3/2/26 | 7.98 | | | | | | | | | | |
| 166 | 3/2/26 | 8.9 | | | | | | | | | | |
| 167 | 3/2/26 | 9.2 | | | | | | | | | | |
| 168 | 3/2/26 | 7.6 | | | | | | | | | | |
| 169 | 3/2/26 | 8.40 | | | | | | | | | | |
| 170 | 3/2/26 | 8.27 | | | | | | | | | | |

# TABLE 2

| | | | | | | | | | | | | |
|---|---|---|---|---|---|---|---|---|---|---|---|---|
| 171 | 3/2/26 | 8.37 | | | | | | | | | | |
| 172 | 3/2/26 | 7.82 | | | | | | | | | | |
| 173 | 3/2/26 | 5.47 | | | | | | | | | | |
| 174 | 3/2/26 | 8.60 | | | | | | | | | | |
| 175 | 3/2/26 | 11.3 | | | | | | | | | | |
| 176 | 3/2/26 | 8.4 | | | | | | | | | | |
| 177 | 3/2/26 | 8.75 | | | | | | | | | | |
| 178 | 3/2/26 | 7.4 | | | | | | | | | | |
| 179 | 3/2/26 | 7.6 | | | | | | | | | | |
| 180 | 3/2/26 | 8.1 | | | | | | | | | | |
| 181 | 3/2/26 | 12.1 | | | | | | | | | | |
| 182 | 3/2/26 | 7.61 | | | | | | | | | | |
| 183 | 3/2/26 | 7.84 | | | | | | | | | | |
| 184 | 3/2/26 | 8.2 | | | | | | | | | | |
| 185 | 3/2/26 | 7.5 | | | | | | | | | | |
| 186 | 3/2/26 | 7.59 | | | | | | | | | | |
| 187 | 3/2/26 | 7.89 | | | | | | | | | | |
| 188 | 3/2/26 | 7.40 | | | | | | | | | | |
| 189 | 3/2/26 | 7.38 | | | | | | | | | | |
| 190 | 3/2/26 | 9.47 | | | | | | | | | | |
| 191 | 3/2/26 | 7.72 | | | | | | | | | | |
| 192 | 3/2/26 | 7.47 | | | | | | | | | | |
| 193 | 3/2/26 | 7.69 | | | | | | | | | | |
| 194 | 3/3/26 | 11.4 | | | | | | | | | | |
| 195 | 3/3/26 | 18.1 | | | | | | | | | | |
| 196 | 3/3/26 | 19.6 | | | | | | | | | | |
| 197 | 3/3/26 | 18.4 | | | | | | | | | | |
| 198 | 3/3/26 | 20.1 | | | | | | | | | | |
| 199 | 3/3/26 | 19.3 | | | | | | | | | | |
| 200 | 3/2/26 | 7.9 | | | | | | | | | | |
| 201 | 3/2/26 | 7.8 | | | | | | | | | | |
| 202 | 3/2/26 | 8.1 | | | | | | | | | | |
| 203 | 3/2/26 | 7.9 | | | | | | | | | | |
| 204 | 3/2/26 | 7.6 | | | | | | | | | | |
| 205 | 3/3/26 | 21.3 | | | | | | | | | | |
| 206 | 3/3/26 | 19.7 | | | | | | | | | | |
| 207 | 3/3/26 | 21.6 | | | | | | | | | | |
| 208 | 3/2/26 | 7.3 | | | | | | | | | | |
| 209 | 3/2/26 | 8.9 | | | | | | | | | | |
| 210 | 3/3/26 | 39.47 | Flow Increase | 3/11/26 | 20.7 | | | | | | | |
| 211 | 3/3/26 | 20.6 | | | | | | | | | | |
| 212 | 3/3/26 | 17.1 | | | | | | | | | | |
| 213 | 3/3/26 | 19.9 | | | | | | | | | | |
| 214 | 3/3/26 | 20.7 | | | | | | | | | | |

# TABLE 2

| | | | | | | | | | | | | |
|---|---|---|---|---|---|---|---|---|---|---|---|---|
| 215 | 3/3/26 | 26.17 | Flow Increase | 3/11/26 | 18.9 | | | | | | | |
| 216 | 3/3/26 | 21.18 | | | | | | | | | | |
| 217 | 3/3/26 | 20.31 | | | | | | | | | | |
| 218 | 3/3/26 | 20.24 | | | | | | | | | | |
| 219 | 3/3/26 | 20.3 | | | | | | | | | | |
| 220 | 3/3/26 | 22.1 | | | | | | | | | | |
| 221 | 3/4/26 | 22.0 | | | | | | | | | | |
| 222 | 3/4/26 | 23.4 | | | | | | | | | | |
| 223 | 3/3/26 | 18.80 | | | | | | | | | | |
| 224 | 3/3/26 | 19.95 | | | | | | | | | | |
| 225 | 3/3/26 | 18.33 | | | | | | | | | | |
| 226 | 3/3/26 | 19.93 | | | | | | | | | | |
| 227 | 3/3/26 | 19.66 | | | | | | | | | | |
| 228 | 3/4/26 | 21.3 | | | | | | | | | | |
| 229 | 3/4/26 | 24.5 | | | | | | | | | | |
| 230 | 3/4/26 | 22.6 | | | | | | | | | | |
| 231 | 3/4/26 | 23.5 | | | | | | | | | | |
| 232 | 3/4/26 | 21.6 | | | | | | | | | | |
| 233 | 3/4/26 | 22.10 | | | | | | | | | | |
| 234 | 3/4/26 | 24.69 | | | | | | | | | | |
| 235 | 3/4/26 | 13.72 | | | | | | | | | | |
| 236 | 3/4/26 | 5.53 | | | | | | | | | | |
| 237 | 3/4/26 | 22.42 | | | | | | | | | | |
| 238 | 3/4/26 | 24.37 | | | | | | | | | | |
| 239 | 3/4/26 | 19.27 | | | | | | | | | | |
| 240 | 3/4/26 | 12.80 | | | | | | | | | | |
| 241 | 3/4/26 | 12.62 | | | | | | | | | | |
| 242 | 3/4/26 | 19.91 | | | | | | | | | | |
| 243 | 3/4/26 | 19.50 | | | | | | | | | | |
| 244 | 3/4/26 | 22.72 | | | | | | | | | | |
| 245 | 3/4/26 | 16.32 | | | | | | | | | | |
| 246 | 3/4/26 | 18.20 | | | | | | | | | | |
| 247 | 3/4/26 | 14.64 | | | | | | | | | | |
| 248 | 3/4/26 | 21.30 | | | | | | | | | | |
| 249 | 3/4/26 | 19.45 | | | | | | | | | | |
| 250 | 3/4/26 | 27.67 | Flow Increase | 3/11/26 | 3.6 | | | | | | | |
| 251 | 3/4/26 | 19.90 | | | | | | | | | | |
| 252 | 3/4/26 | 23.17 | | | | | | | | | | |
| 253 | 3/4/26 | 19.72 | | | | | | | | | | |

# TABLE 2

**Chiquita Canyon Landfill Rule 1150.1 1st Quarter Monitoring Report**

**March 2026 Chiquita Canyon Integrated Surface Sampling Landfill Reaction Area (3-9-26/3-10-26)**

| Grid | Initial Date | Initial Exceedance >25 (PPM) | 10-Day Corrective Action | First Remonitoring Date (10-days) | PPM | 2nd 10-Day Corrective Action | Second Remonitoring Date (10-days) | PPM | 45-Day Corrective Action | 45-Day Remonitoring Date | PPM |
|---|---|---|---|---|---|---|---|---|---|---|---|
| **Integrated (Monthly)** | | | | | | | | | | | |
| 53 | 3/9/26 | 14.17 | | | | | | | | | |
| 66 | 3/9/26 | 10.53 | | | | | | | | | |
| 76 | 3/9/26 | 10.82 | | | | | | | | | |
| 77 | 3/9/26 | 22.16 | | | | | | | | | |
| 78 | 3/9/26 | 20.32 | | | | | | | | | |
| 79 | 3/9/26 | 19.89 | | | | | | | | | |
| 80 | 3/9/26 | 20.16 | | | | | | | | | |
| 81 | 3/9/26 | 17.65 | | | | | | | | | |
| 82 | 3/9/26 | 20.17 | | | | | | | | | |
| 83 | 3/9/26 | 18.32 | | | | | | | | | |
| 88 | 3/9/26 | 4.06 | | | | | | | | | |
| 89 | 3/9/26 | 24.57 | | | | | | | | | |
| 90 | 3/9/26 | 15.31 | | | | | | | | | |
| 96 | 3/10/26 | 6.22 | | | | | | | | | |
| 99 | 3/10/26 | 5.31 | | | | | | | | | |
| 145 | 3/9/26 | 21.18 | | | | | | | | | |
| 146 | 3/10/26 | Active Construction | | | | | | | | | |
| 147 | 3/10/26 | Active Construction | | | | | | | | | |
| 148 | 3/9/26 | 13.62 | | | | | | | | | |
| 149 | 3/9/26 | 17.8 | | | | | | | | | |
| 150 | 3/9/26 | 18.55 | | | | | | | | | |
| 151 | 3/10/26 | Active Construction | | | | | | | | | |
| 152 | 3/10/26 | Active Construction | | | | | | | | | |
| 153 | 3/9/26 | 14.57 | | | | | | | | | |
| 154 | 3/9/26 | 19.5 | | | | | | | | | |
| 155 | 3/9/26 | 17.85 | | | | | | | | | |
| 156 | 3/9/26 | 19.2 | | | | | | | | | |
| 157 | 3/9/26 | 17.9 | | | | | | | | | |
| 158 | 3/9/26 | 17.60 | | | | | | | | | |
| 159 | 3/9/26 | 18.2 | | | | | | | | | |
| 160 | 3/9/26 | 18.62 | | | | | | | | | |
| 161 | 3/9/26 | 22.39 | | | | | | | | | |
| 162 | 3/9/26 | 3.86 | | | | | | | | | |
| 163 | 3/9/26 | 21.91 | | | | | | | | | |
| 164 | 3/10/26 | 8.16 | | | | | | | | | |
| 165 | 3/9/26 | 19.71 | | | | | | | | | |
| 166 | 3/9/26 | 17.2 | | | | | | | | | |
| 167 | 3/9/26 | 17.6 | | | | | | | | | |

# TABLE 2

| | | | | | | | | | | | | |
|---|---|---|---|---|---|---|---|---|---|---|---|---|
| 168 | 3/9/26 | 13.40 | | | | | | | | | | |
| 169 | 3/9/26 | 13.15 | | | | | | | | | | |
| 170 | 3/9/26 | 13.50 | | | | | | | | | | |
| 171 | 3/9/26 | 17.01 | | | | | | | | | | |
| 172 | 3/9/26 | 20.2 | | | | | | | | | | |
| 173 | 3/9/26 | 20.8 | | | | | | | | | | |
| 174 | 3/9/26 | 23.9 | | | | | | | | | | |
| 175 | 3/9/26 | 21.8 | | | | | | | | | | |
| 176 | 3/9/26 | 18.1 | | | | | | | | | | |
| 177 | 3/9/26 | 18.7 | | | | | | | | | | |
| 178 | 3/9/26 | 18.72 | | | | | | | | | | |
| 179 | 3/9/26 | 17.62 | | | | | | | | | | |
| 180 | 3/9/26 | 17.62 | | | | | | | | | | |
| 181 | 3/9/26 | 21.35 | | | | | | | | | | |
| 182 | 3/9/26 | 17.30 | | | | | | | | | | |
| 183 | 3/9/26 | 15.06 | | | | | | | | | | |
| 184 | 3/9/26 | 17.49 | | | | | | | | | | |
| 185 | 3/9/26 | 17.86 | | | | | | | | | | |
| 186 | 3/9/26 | 14.62 | | | | | | | | | | |
| 187 | 3/9/26 | 15.36 | | | | | | | | | | |
| 188 | 3/9/26 | 15.46 | | | | | | | | | | |
| 189 | 3/9/26 | 15.65 | | | | | | | | | | |
| 190 | 3/9/26 | 14.72 | | | | | | | | | | |
| 191 | 3/9/26 | 10.23 | | | | | | | | | | |
| 192 | 3/9/26 | 13.20 | | | | | | | | | | |
| 193 | 3/9/26 | 14.73 | | | | | | | | | | |
| 194 | 3/10/26 | 6.18 | | | | | | | | | | |
| 195 | 3/10/26 | 8.49 | | | | | | | | | | |
| 196 | 3/9/26 | 3.67 | | | | | | | | | | |
| 197 | 3/10/26 | 9.12 | | | | | | | | | | |
| 198 | 3/10/26 | 8.39 | | | | | | | | | | |
| 199 | 3/10/26 | 9.21 | | | | | | | | | | |
| 200 | 3/9/26 | 14.2 | | | | | | | | | | |
| 201 | 3/9/26 | 13.9 | | | | | | | | | | |
| 202 | 3/9/26 | 15.9 | | | | | | | | | | |
| 203 | 3/9/26 | 28.81 | Flow Increase | 3/19/26 | 5.3 | | | | | | | |
| 204 | 3/9/26 | 14.8 | | | | | | | | | | |
| 205 | 3/10/26 | 6.25 | | | | | | | | | | |
| 206 | 3/10/26 | 6.02 | | | | | | | | | | |
| 207 | 3/10/26 | 5.56 | | | | | | | | | | |
| 208 | 3/10/26 | 7.17 | | | | | | | | | | |
| 209 | 3/10/26 | 7.62 | | | | | | | | | | |
| 210 | 3/10/26 | 6.03 | | | | | | | | | | |
| 211 | 3/10/26 | 7.32 | | | | | | | | | | |

**TABLE 2**

| | | | | | | | | | | | |
|---|---|---|---|---|---|---|---|---|---|---|---|
| 212 | 3/10/26 | 7.02 | | | | | | | | | |
| 213 | 3/10/26 | 6.80 | | | | | | | | | |
| 214 | 3/10/26 | 8.02 | | | | | | | | | |
| 215 | 3/10/26 | 6.21 | | | | | | | | | |
| 216 | 3/10/26 | 5.47 | | | | | | | | | |
| 217 | 3/10/26 | 5.61 | | | | | | | | | |

# TABLE 2

**Chiquita Canyon Landfill Rule 1150.1 1st Quarter Monitoring Report**

**March 2026 Chiquita Canyon Integrated Surface Sampling Landfill Reaction Area (3-16-26)**

| Grid | Initial Date | Initial Exceedance >25 (PPM) | 10-Day Corrective Action | First Remonitoring Date (10-days) | PPM | 2nd 10-Day Corrective Action | Second Remonitoring Date (10-days) | PPM | 45-Day Corrective Action | 45-Day Remonitoring Date | PPM |
|---|---|---|---|---|---|---|---|---|---|---|---|
| **Integrated (Monthly)** | | | | | | | | | | | |
| 53 | 3/16/26 | 17.9 | | | | | | | | | |
| 66 | 3/16/26 | 24.81 | | | | | | | | | |
| 76 | 3/16/26 | 24.67 | | | | | | | | | |
| 77 | 3/16/26 | 24.72 | | | | | | | | | |
| 78 | 3/16/26 | 47.56 | Flow Increase | 3/27/26 | 13.7 | | | | | | |
| 79 | 3/16/26 | 7.07 | | | | | | | | | |
| 80 | 3/16/26 | 9.61 | | | | | | | | | |
| 81 | 3/16/26 | 18.5 | | | | | | | | | |
| 82 | 3/16/26 | 22.5 | | | | | | | | | |
| 83 | 3/16/26 | 21.36 | | | | | | | | | |
| 88 | 3/16/26 | 11.39 | | | | | | | | | |
| 89 | 3/16/26 | 15.58 | | | | | | | | | |
| 90 | 3/16/26 | 15.77 | | | | | | | | | |
| 96 | 3/17/26 | 11.22 | | | | | | | | | |
| 99 | 3/17/26 | 11.17 | | | | | | | | | |
| 145 | 3/16/26 | 24.62 | | | | | | | | | |
| 146 | 3/17/26 | Active Construction | | | | | | | | | |
| 147 | 3/17/26 | Active Construction | | | | | | | | | |
| 148 | 3/16/26 | 10.20 | | | | | | | | | |
| 149 | 3/16/26 | 21.6 | | | | | | | | | |
| 150 | 3/16/26 | 25.16 | Flow Increase | 3/27/26 | 7.9 | | | | | | |
| 151 | 3/17/26 | Active Construction | | | | | | | | | |
| 152 | 3/17/26 | Active Construction | | | | | | | | | |
| 153 | 3/16/26 | 9.30 | | | | | | | | | |
| 154 | 3/16/26 | 23.5 | | | | | | | | | |
| 155 | 3/16/26 | 21.67 | | | | | | | | | |
| 156 | 3/16/26 | 44.1 | | | | | | | | | |
| 157 | 3/16/26 | 19.91 | | | | | | | | | |
| 158 | 3/16/26 | 8.20 | | | | | | | | | |
| 159 | 3/16/26 | 20.39 | | | | | | | | | |
| 160 | 3/16/26 | 14.63 | | | | | | | | | |
| 161 | 3/16/26 | 5.30 | | | | | | | | | |
| 162 | 3/16/26 | 10.04 | | | | | | | | | |
| 163 | 3/16/26 | 6.25 | | | | | | | | | |
| 164 | 3/16/26 | 5.87 | | | | | | | | | |
| 165 | 3/16/26 | 11.69 | | | | | | | | | |
| 166 | 3/16/26 | 15.66 | | | | | | | | | |
| 167 | 3/16/26 | 20.80 | | | | | | | | | |

# TABLE 2

| | | | | | | | | | | | | |
|---|---|---|---|---|---|---|---|---|---|---|---|---|
| 168 | 3/16/26 | 10.44 | | | | | | | | | | |
| 169 | 3/16/26 | 21.56 | | | | | | | | | | |
| 170 | 3/16/26 | 5.30 | | | | | | | | | | |
| 171 | 3/16/26 | 6.40 | | | | | | | | | | |
| 172 | 3/16/26 | 23.83 | | | | | | | | | | |
| 173 | 3/16/26 | 52.57 | Flow Increase | 3/27/26 | 19.1 | | | | | | | |
| 174 | 3/16/26 | 21.42 | | | | | | | | | | |
| 175 | 3/16/26 | 21.7 | | | | | | | | | | |
| 176 | 3/16/26 | 19.6 | | | | | | | | | | |
| 177 | 3/16/26 | 24.6 | | | | | | | | | | |
| 178 | 3/16/26 | 20.37 | | | | | | | | | | |
| 179 | 3/16/26 | 19.90 | | | | | | | | | | |
| 180 | 3/16/26 | 20.93 | | | | | | | | | | |
| 181 | 3/16/26 | 22.5 | | | | | | | | | | |
| 182 | 3/16/26 | 15.9 | | | | | | | | | | |
| 183 | 3/16/26 | 19.2 | | | | | | | | | | |
| 184 | 3/16/26 | 20.22 | | | | | | | | | | |
| 185 | 3/16/26 | 19.23 | | | | | | | | | | |
| 186 | 3/16/26 | 24.47 | | | | | | | | | | |
| 187 | 3/16/26 | 22.9 | | | | | | | | | | |
| 188 | 3/16/26 | 19.4 | | | | | | | | | | |
| 189 | 3/16/26 | 19.7 | | | | | | | | | | |
| 190 | 3/16/26 | 21.69 | | | | | | | | | | |
| 191 | 3/16/26 | 22.18 | | | | | | | | | | |
| 192 | 3/16/26 | 23.14 | | | | | | | | | | |
| 193 | 3/16/26 | 23.17 | | | | | | | | | | |
| 194 | 3/17/26 | 11.18 | | | | | | | | | | |
| 195 | 3/17/26 | 11.21 | | | | | | | | | | |
| 196 | 3/16/26 | 9.91 | | | | | | | | | | |
| 197 | 3/17/26 | 12.49 | | | | | | | | | | |
| 198 | 3/17/26 | 13.41 | | | | | | | | | | |
| 199 | 3/17/26 | 12.61 | | | | | | | | | | |
| 200 | 3/16/26 | 15.6 | | | | | | | | | | |
| 201 | 3/16/26 | 21.1 | | | | | | | | | | |
| 202 | 3/16/26 | 14.3 | | | | | | | | | | |
| 203 | 3/16/26 | 12.9 | | | | | | | | | | |
| 204 | 3/16/26 | 20.1 | | | | | | | | | | |
| 205 | 3/17/26 | 14.66 | | | | | | | | | | |
| 206 | 3/17/26 | 15.39 | | | | | | | | | | |
| 207 | 3/17/26 | 13.87 | | | | | | | | | | |
| 208 | 3/16/26 | 7.13 | | | | | | | | | | |
| 209 | 3/16/26 | 8.56 | | | | | | | | | | |
| 210 | 3/17/26 | 12.35 | | | | | | | | | | |
| 211 | 3/17/26 | 13.25 | | | | | | | | | | |

**TABLE 2**

| | | | | | | | | | | | |
|---|---|---|---|---|---|---|---|---|---|---|---|
| 212 | 3/17/26 | 12.02 | | | | | | | | | |
| 213 | 3/17/26 | 11.05 | | | | | | | | | |
| 214 | 3/17/26 | 15.32 | | | | | | | | | |
| 215 | 3/17/26 | 13.62 | | | | | | | | | |
| 216 | 3/17/26 | 8.79 | | | | | | | | | |
| 217 | 3/17/26 | 8.61 | | | | | | | | | |

# TABLE 3

## Integrated Surface Sampling Analysis

# TABLE 3

AtmAA Inc
5107 Douglas Fir Rd., Calabasas, CA 91302 • (818) 223-3277
specialized air assessment laboratory
atmaa.com

**LABORATORY ANALYSIS REPORT**

SCAQMD Rule 1150.1 Components Analysis in Integrated Surface Tedlar Bag Samples

| | |
|---|---|
| Report Date | January 19, 2026 |
| Client | Waste Connections |
| Project Location | Chiquita Canyon Landfill |
| Project No | 1150.1 |
| Date Received | January 7, 2026 |
| Date Analyzed | January 7-9, 2026 |

| | |
|---|---|
| AtmAA Lab No. | 20076-2 |
| Sample I.D. | ISS Grid 155 |
| Components | *(Concentration in ppmv)* |
| Methane | 37.5 |
| Ethane | <1 |
| TGNMO | 1.02 |
| | *(Concentration in ppbv)* |
| Hydrogen sulfide | <30 |
| Benzene | 0.08 |
| Benzyl chloride | <0.20 |
| Chlorobenzene | <0.15 |
| Dichlorobenzenes* | <0.30 |
| 1,1-dichloroethane | <0.15 |
| 1,2-dichloroethane | <0.15 |
| 1,1-dichloroethylene | <0.15 |
| Dichloromethane | <0.30 |
| 1,2-dibromoethane | <0.10 |
| Perchloroethylene | <0.10 |
| Carbon tetrachloride | <0.18 |
| Toluene | <0.14 |
| 1,1,1-trichloroethane | <0.10 |
| Trichloroethene | <0.10 |
| Chloroform | <0.10 |
| Vinyl chloride | <0.10 |
| m+p-xylenes | <0.12 |
| o-xylene | <0.12 |

*Methane, ethane, and total gaseous non-methane organics (TGNMO) were measured by flame ionization detection/total combustion analysis (FID/TCA) Method 25*
*Ethane and TGNMO are reported as ppmvC*
*Toxic air contaminants (TAC) compounds were analyzed by GC/MS, EPA TO-15*
*Hydrogen sulfide was analyzed by SCD/GC, SCAQMD 307.91*
** total amount containing meta, para, and ortho isomers*

*Brian W. Fung*
*Laboratory Director*

# TABLE 3

QUALITY ASSURANCE SUMMARY
*(Repeat Analyses)*

Project Location: Chiquita Canyon Landfill
Date Received: January 7, 2026
Date Analyzed: January 7-9, 2026

| Components | Sample ID | Repeat Analysis Run #1 | Repeat Analysis Run #2 | Mean Conc. | % RPD |
|---|---|---|---|---|---|
| | | *(Concentration in ppmv)* | | | |
| Methane | Grid 155 | 37.7 | 37.2 | 37.5 | 1.3 |
| Ethane | Grid 155 | <1 | <1 | --- | --- |
| TGNMO | Grid 155 | 1.03 | 1.01 | 1.02 | 2.0 |
| | | *(Concentration in ppbv)* | | | |
| Hydrogen sulfide | Grid 155 | <30 | <30 | --- | --- |
| Benzene | Grid 155 | 0.08 | 0.08 | 0.08 | 0.00 |
| Benzyl chloride | Grid 155 | <0.20 | <0.20 | --- | --- |
| Chlorobenzene | Grid 155 | <0.15 | <0.15 | --- | --- |
| Dichlorobenzenes | Grid 155 | <0.30 | <0.30 | --- | --- |
| 1,1-dichloroethane | Grid 155 | <0.15 | <0.15 | --- | --- |
| 1,2-dichloroethane | Grid 155 | <0.15 | <0.15 | --- | --- |
| 1,1-dichloroethylene | Grid 155 | <0.15 | <0.15 | --- | --- |
| Dichloromethane | Grid 155 | <0.30 | <0.30 | --- | --- |
| 1,2-dibromoethane | Grid 155 | <0.10 | <0.10 | --- | --- |
| Perchloroethylene | Grid 155 | <0.10 | <0.10 | --- | --- |
| Carbon tetrachloride | Grid 155 | <0.18 | <0.18 | --- | --- |
| Toluene | Grid 155 | <0.14 | <0.14 | --- | --- |
| 1,1,1-trichloroethane | Grid 155 | <0.10 | <0.10 | --- | --- |
| Trichloroethene | Grid 155 | <0.10 | <0.10 | --- | --- |
| Chloroform | Grid 155 | <0.10 | <0.10 | --- | --- |
| Vinyl chloride | Grid 155 | <0.10 | <0.10 | --- | --- |
| m+p-xylenes | Grid 155 | <0.12 | <0.12 | --- | --- |
| o-xylene | Grid 155 | <0.12 | <0.12 | --- | --- |

*One Tedlar bag sample, laboratory number 20076-2, was analyzed for SCAQMD Rule 1150.1 components, methane, and total gaseous non-methane organics (TGNMO). Agreement between repeat analyses is a measure of precision and is shown above in the column "% RPD". The average % RPD for 3 repeat measurements from one Tedlar bag sample is 1.1%.*





TABLE 3

## CHAIN OF CUSTODY RECORD

| Client/Project Name | Project Location | ANALYSES |
|---|---|---|
| Chiquita Canyon Landfill | Valencia | |
| **Project No.** | **Field Logbook No.** | |
| 1150.1 | — | |
| **Sampler: (Print)** | **(Signature)** | **No. Of Containers** |
| Stephen Borchers | | 1 |

| Sample No./ Identification | Date | Time | Lab Sample Number | Type of Sample | Methane | TNMHC | TAC | | | Remarks |
|---|---|---|---|---|---|---|---|---|---|---|
| Grid 155 | 1-6-26 | 1010-1035 | 20076-2 | 10L Bag ISS | X | X | X | | | |
| | | | | | | | | | | |
| | | | | | | | | | | |
| | | | | | | | | | | |
| | | | | | | | | | | |
| | | | | | | | | | | |
| | | | | | | | | | | |
| | | | | | | | | | | |

| Relinquished by: (Signature) | Date | Time | Received by: (Signature) | Date | Time |
|---|---|---|---|---|---|
| | 1-7-26 | 0857 | | | |
| **Relinquished by: (Signature)** | **Date** | **Time** | **Received by: (Signature)** | **Date** | **Time** |
| | | | | | |
| **Relinquished by: (Signature)** | **Date** | **Time** | **Received for Laboratory: (Signature)** | **Date** | **Time** |
| | | | | 1/7/26 | 8:57 |
| **Sample Disposal Method:** | **Disposed of by: (Signature)** | | | **Date** | **Time** |
| | | | | | |

**Sample Collector**

RES Environmental Inc.
865 Via Lata • Colton, California 92324
(909) 422-1001 Fax (909) 422-0707

**Analytical Laboratory**

ATMAA

# TABLE 3

AtmAA Inc
5107 Douglas Fir Rd., Calabasas, CA 91302 • (818) 223-3277
specialized air assessment laboratory
atmaa.com

**LABORATORY ANALYSIS REPORT**

SCAQMD Rule 1150 1 Components Analysis in Integrated Surface Tedlar Bag Samples

| | |
|---|---|
| Report Date | January 19, 2026 |
| Client | Waste Connections |
| Project Location | Chiquita Canyon Landfill |
| Project No | 1150 1 |
| Date Received | January 7, 2026 |
| Date Analyzed | January 7-9, 2026 |

| | |
|---|---|
| AtmAA Lab No. | 20076-2 |
| Sample I D | ISS Grid 155 |
| Components | *(Concentration in ppmv)* |
| Methane | 37 5 |
| Ethane | <1 |
| TGNMO | 1.02 |
| | *(Concentration in ppbv)* |
| Hydrogen sulfide | <30 |
| Benzene | 0.08 |
| Benzyl chloride | <0.20 |
| Chlorobenzene | <0.15 |
| Dichlorobenzenes* | <0.30 |
| 1,1-dichloroethane | <0.15 |
| 1,2-dichloroethane | <0.15 |
| 1,1-dichloroethylene | <0.15 |
| Dichloromethane | <0.30 |
| 1,2-dibromoethane | <0.10 |
| Perchloroethylene | <0.10 |
| Carbon tetrachloride | <0.18 |
| Toluene | <0.14 |
| 1,1,1-trichloroethane | <0.10 |
| Trichloroethene | <0.10 |
| Chloroform | <0.10 |
| Vinyl chloride | <0.10 |
| m+p-xylenes | <0.12 |
| o-xylene | <0.12 |

*Methane, ethane, and total gaseous non-methane organics (TGNMO) were measured by flame ionization detection/total combustion analysis (FID/TCA) Method 25*
*Ethane and TGNMO are reported as ppmvC*
*Toxic air contaminants (TAC) compounds were analyzed by GC/MS EPA TO-15*
*Hydrogen sulfide was analyzed by SCD/GC, SCAQMD 307 91*
** total amount containing meta, para, and ortho isomers*

*Brian W Fung*
*Laboratory Director*

# TABLE 3

QUALITY ASSURANCE SUMMARY
*(Repeat Analyses)*

Project Location: Chiquita Canyon Landfill
Date Received: January 7, 2026
Date Analyzed: January 7-9, 2026

| Components | Sample ID | Repeat Analysis Run #1 | Repeat Analysis Run #2 | Mean Conc. | % RPD |
|---|---|---|---|---|---|
| | | *(Concentration in ppmv)* | | | |
| Methane | Grid 155 | 37.7 | 37.2 | 37.5 | 1.3 |
| Ethane | Grid 155 | <1 | <1 | --- | --- |
| TGNMO | Grid 155 | 1.03 | 1.01 | 1.02 | 2.0 |
| | | *(Concentration in ppbv)* | | | |
| Hydrogen sulfide | Grid 155 | <30 | <30 | --- | --- |
| Benzene | Grid 155 | 0.08 | 0.08 | 0.08 | 0.00 |
| Benzyl chloride | Grid 155 | <0.20 | <0.20 | --- | --- |
| Chlorobenzene | Grid 155 | <0.15 | <0.15 | --- | --- |
| Dichlorobenzenes | Grid 155 | <0.30 | <0.30 | --- | --- |
| 1,1-dichloroethane | Grid 155 | <0.15 | <0.15 | --- | --- |
| 1,2-dichloroethane | Grid 155 | <0.15 | <0.15 | --- | --- |
| 1,1-dichloroethylene | Grid 155 | <0.15 | <0.15 | --- | --- |
| Dichloromethane | Grid 155 | <0.30 | <0.30 | --- | --- |
| 1,2-dibromoethane | Grid 155 | <0.10 | <0.10 | --- | --- |
| Perchloroethylene | Grid 155 | <0.10 | <0.10 | --- | --- |
| Carbon tetrachloride | Grid 155 | <0.18 | <0.18 | --- | --- |
| Toluene | Grid 155 | <0.14 | <0.14 | --- | --- |
| 1,1,1-trichloroethane | Grid 155 | <0.10 | <0.10 | --- | --- |
| Trichloroethene | Grid 155 | <0.10 | <0.10 | --- | --- |
| Chloroform | Grid 155 | <0.10 | <0.10 | --- | --- |
| Vinyl chloride | Grid 155 | <0.10 | <0.10 | --- | --- |
| m+p-xylenes | Grid 155 | <0.12 | <0.12 | --- | --- |
| o-xylene | Grid 155 | <0.12 | <0.12 | --- | --- |

*One Tedlar bag sample, laboratory number 20076-2, was analyzed for SCAQMD Rule 1150.1 components, methane, and total gaseous non-methane organics (TGNMO). Agreement between repeat analyses is a measure of precision and is shown above in the column "% RPD". The average % RPD for 3 repeat measurements from one Tedlar bag sample is 1.1%.*





## CHAIN OF CUSTODY RECORD

| Client/Project Name | Project Location | ANALYSES |
|---|---|---|
| Chiquita Canyon Landfill | Valencia | |
| **Project No.** | **Field Logbook No.** | |
| 1150.1 | | |
| **Sampler: (Print)** | **(Signature)** | **No. Of Containers** |
| Stephen Borchers | | 1 |

| Sample No./ Identification | Date | Time | Lab Sample Number | Type of Sample | Methane | TVM HC | TAC | | | Remarks |
|---|---|---|---|---|---|---|---|---|---|---|
| Grid 155 | 1-6-26 | 1010-1035 | 20076-2 | 10L Bag Iss | X | X | X | | | |
| | | | | | | | | | | |
| | | | | | | | | | | |
| | | | | | | | | | | |
| | | | | | | | | | | |
| | | | | | | | | | | |
| | | | | | | | | | | |
| | | | | | | | | | | |

| | | | | | |
|---|---|---|---|---|---|
| **Relinquished by: (Signature)** | **Date** 1-7-26 | **Time** 0857 | **Received by: (Signature)** | **Date** | **Time** |
| **Relinquished by: (Signature)** | **Date** | **Time** | **Received by: (Signature)** | **Date** | **Time** |
| **Relinquished by: (Signature)** | **Date** | **Time** | **Received for Laboratory: (Signature)** | **Date** 1/7/26 | **Time** 8:57 |
| **Sample Disposal Method:** | **Disposed of by: (Signature)** | | | **Date** | **Time** |

**Sample Collector**

RES Environmental Inc.
865 Via Lata • Colton, California 92324
(909) 422-1001 Fax (909) 422-0707

**Analytical Laboratory**

ATMaa

# TABLE 3

AtmAA Inc
5107 Douglas Fir Rd., Calabasas, CA 91302 • (818) 223-3277
specialized air assessment laboratory
atmaa.com

**LABORATORY ANALYSIS REPORT**

SCAQMD Rule 1150 1 Components Analysis in Integrated Surface Tedlar Bag Samples

Report Date: January 19, 2026
Client: Waste Connections
Project Location: Chiquita Canyon Landfill
Project No.: 1150 1
Date Received: January 8, 2026
Date Analyzed: January 8-9, 2026

| AtmAA Lab No. | 20086-14 | 20086-15 |
|---|---|---|
| Sample I.D. | ISS Grid 210 | ISS Grid 215 |
| Components | *(Concentration in ppmv)* | |
| Methane | 47.3 | 42.4 |
| Ethane | <1 | <1 |
| TGNMO | 1.08 | 1.06 |
| | *(Concentration in ppbv)* | |
| Hydrogen sulfide | <30 | <30 |
| Benzene | 0.16 | 0.27 |
| Benzyl chloride | <0.20 | <0.20 |
| Chlorobenzene | <0.15 | <0.15 |
| Dichlorobenzenes* | <0.30 | <0.30 |
| 1,1-dichloroethane | <0.15 | <0.15 |
| 1,2-dichloroethane | <0.15 | <0.15 |
| 1,1-dichloroethylene | <0.15 | <0.15 |
| Dichloromethane | <0.30 | <0.30 |
| 1,2-dibromoethane | <0.10 | <0.10 |
| Perchloroethylene | <0.10 | <0.10 |
| Carbon tetrachloride | <0.18 | <0.18 |
| Toluene | <0.15 | 0.15 |
| 1,1,1-trichloroethane | <0.10 | <0.10 |
| Trichloroethene | <0.10 | <0.10 |
| Chloroform | <0.10 | <0.10 |
| Vinyl chloride | <0.10 | <0.10 |
| m+p-xylenes | <0.12 | <0.12 |
| o-xylene | <0.12 | <0.12 |

*Methane, ethane, and total gaseous non-methane organics (TGNMO) were measured by flame ionization detection/total combustion analysis (FID/TCA) Method 25*
*Ethane and TGNMO are reported as ppmvC*
*Toxic air contaminants (TAC) compounds were analyzed by GC/MS, EPA TO-15*
*Hydrogen sulfide was analyzed by SCD/GC, SCAQMD 307 91*
** total amount containing meta, para, and ortho isomers*

*Brian W. Fung*
*Laboratory Director*

# TABLE 3

QUALITY ASSURANCE SUMMARY
*(Repeat Analyses)*

Project Location: Chiquita Canyon Landfill
Date Received: January 8, 2026
Date Analyzed: January 8-9, 2026

| Components | Sample ID | Repeat Analysis Run #1 | Repeat Analysis Run #2 | Mean Conc. | % RPD |
|---|---|---|---|---|---|
| | | *(Concentration in ppmv)* | | | |
| Methane | Grid 210 | 47.4 | 47.2 | 47.3 | 0.42 |
| Ethane | Grid 210 | <1 | <1 | --- | --- |
| TGNMO | Grid 210 | 1.08 | 1.07 | 1.08 | 0.93 |
| | | *(Concentration in ppbv)* | | | |
| Hydrogen sulfide | Grid 210 | <30 | <30 | --- | --- |
| Benzene | Grid 210 | 0.15 | 0.17 | 0.16 | 13 |
| Benzyl chloride | Grid 210 | <0.20 | <0.20 | --- | --- |
| Chlorobenzene | Grid 210 | <0.15 | <0.15 | --- | --- |
| Dichlorobenzenes | Grid 210 | <0.30 | <0.30 | --- | --- |
| 1,1-dichloroethane | Grid 210 | <0.15 | <0.15 | --- | --- |
| 1,2-dichloroethane | Grid 210 | <0.15 | <0.15 | --- | --- |
| 1,1-dichloroethylene | Grid 210 | <0.15 | <0.15 | --- | --- |
| Dichloromethane | Grid 210 | <0.30 | <0.30 | --- | --- |
| 1,2-dibromoethane | Grid 210 | <0.10 | <0.10 | --- | --- |
| Perchloroethylene | Grid 210 | <0.10 | <0.10 | --- | --- |
| Carbon tetrachloride | Grid 210 | <0.18 | <0.18 | --- | --- |
| Toluene | Grid 210 | <0.15 | <0.15 | --- | --- |
| 1,1,1-trichloroethane | Grid 210 | <0.10 | <0.10 | --- | --- |
| Trichloroethene | Grid 210 | <0.10 | <0.10 | --- | --- |
| Chloroform | Grid 210 | <0.10 | <0.10 | --- | --- |
| Vinyl chloride | Grid 210 | <0.10 | <0.10 | --- | --- |
| m+p-xylenes | Grid 210 | <0.12 | <0.12 | --- | --- |
| o-xylene | Grid 210 | <0.12 | <0.12 | --- | --- |

*Two Tedlar bag samples, laboratory numbers 20086-(14-15), were analyzed for SCAQMD Rule 1150.1 components, methane, and total gaseous non-methane organics (TGNMO). Agreement between repeat analyses is a measure of precision and is shown above in the column "% RPD". The average % RPD for 3 repeat measurements from two Tedlar bag samples is 4.6%.*





# TABLE 3

QUALITY ASSURANCE SUMMARY
*(Repeat Analyses)*

Project Location: Chiquita Canyon Landfill
Date Received: January 8, 2026
Date Analyzed: January 8-9, 2026

| Components | Sample ID | Repeat Analysis Run #1 | Repeat Analysis Run #2 | Mean Conc. | % RPD |
|---|---|---|---|---|---|
| | | *(Concentration in ppmv)* | | | |
| Methane | Grid 210 | 47.4 | 47.2 | 47.3 | 0.42 |
| Ethane | Grid 210 | <1 | <1 | --- | --- |
| TGNMO | Grid 210 | 1.08 | 1.07 | 1.08 | 0.93 |
| | | *(Concentration in ppbv)* | | | |
| Hydrogen sulfide | Grid 210 | <30 | <30 | --- | --- |
| Benzene | Grid 210 | 0.15 | 0.17 | 0.16 | 13 |
| Benzyl chloride | Grid 210 | <0.20 | <0.20 | --- | --- |
| Chlorobenzene | Grid 210 | <0.15 | <0.15 | --- | --- |
| Dichlorobenzenes | Grid 210 | <0.30 | <0.30 | --- | --- |
| 1,1-dichloroethane | Grid 210 | <0.15 | <0.15 | --- | --- |
| 1,2-dichloroethane | Grid 210 | <0.15 | <0.15 | --- | --- |
| 1,1-dichloroethylene | Grid 210 | <0.15 | <0.15 | --- | --- |
| Dichloromethane | Grid 210 | <0.30 | <0.30 | --- | --- |
| 1,2-dibromoethane | Grid 210 | <0.10 | <0.10 | --- | --- |
| Perchloroethylene | Grid 210 | <0.10 | <0.10 | --- | --- |
| Carbon tetrachloride | Grid 210 | <0.18 | <0.18 | --- | --- |
| Toluene | Grid 210 | <0.15 | <0.15 | --- | --- |
| 1,1,1-trichloroethane | Grid 210 | <0.10 | <0.10 | --- | --- |
| Trichloroethene | Grid 210 | <0.10 | <0.10 | --- | --- |
| Chloroform | Grid 210 | <0.10 | <0.10 | --- | --- |
| Vinyl chloride | Grid 210 | <0.10 | <0.10 | --- | --- |
| m+p-xylenes | Grid 210 | <0.12 | <0.12 | --- | --- |
| o-xylene | Grid 210 | <0.12 | <0.12 | --- | --- |

*Two Tedlar bag samples, laboratory numbers 20086-(14-15), were analyzed for SCAQMD Rule 1150.1 components, methane, and total gaseous non-methane organics (TGNMO). Agreement between repeat analyses is a measure of precision and is shown above in the column "% RPD". The average % RPD for 3 repeat measurements from two Tedlar bag samples is 4.6%.*





CHAIN OF CUSTODY RECORD

| Client/Project Name | Project Location | ANALYSES |
|---|---|---|
| Chiquita Canyon Landfill | Valencia | |
| Project No. 1150.1 | Field Logbook No. | |
| Sampler: (Print) Stephen Forbes (Signature) | No. Of Containers 2 | |

| Sample No./ Identification | Date | Time | Lab Sample Number | Type of Sample | Methane | TVHNC | TAC | | | Remarks |
|---|---|---|---|---|---|---|---|---|---|---|
| End 210 | 1-7-26 | 1045-1110 | 200806-14 | 1L Bag ISS | X | X | X | | | |
| End 215 | 1-7-26 | 1110-1130 | -15 | 1L Bag ISS | X | X | X | | | |
| | | | | | | | | | | |
| | | | | | | | | | | |
| | | | | | | | | | | |
| | | | | | | | | | | |
| | | | | | | | | | | |
| | | | | | | | | | | |

| Relinquished by: (Signature) | Date | Time | Received by: (Signature) | Date | Time |
|---|---|---|---|---|---|
| | 1-8-26 | 7720 | | | |
| Relinquished by: (Signature) | Date | Time | Received by: (Signature) | Date | Time |
| | | | | | |
| Relinquished by: (Signature) | Date | Time | Received for Laboratory: (Signature) | Date | Time |
| | | | | 1/5/26 | 7:20 |
| Sample Disposal Method: | Disposed of by: (Signature) | | | Date | Time |
| | | | | | |

Sample Collector

RES Environmental Inc.
865 Via Lata • Colton, California 92324
(909) 422-1001 Fax (909) 422-0707

Analytical Laboratory

Atmaa

TABLE 3

# TABLE 3

AtmAA Inc
5107 Douglas Fir Rd , Calabasas, CA 91302 • (818) 223-3277
specialized air assessment laboratory
atmaa.com

**LABORATORY ANALYSIS REPORT**

SCAQMD Rule 1150 1 Components Analysis in Integrated Surface Tedlar Bag Samples

Report Date January 28, 2026
Client Waste Connections
Project Location Chiquita Canyon Landfill
Project No. 1150 1
Date Received January 15, 2026
Date Analyzed January 15, 2026

| AtmAA Lab No | 20156-5 | 20156-6 | 20156-7 |
|---|---|---|---|
| Sample I D | ISS Grid 104 | ISS Grid 95 | ISS Grid 98 |
| Components | *(Concentration in ppmv)* | | |
| Methane | 34 0 | 34 1 | 32 7 |
| Ethane | <1 | <1 | <1 |
| TGNMO | 1 09 | 1.07 | 1.08 |
| | *(Concentration in ppbv)* | | |
| Hydrogen sulfide | <30 | <30 | <30 |
| Benzene | 0 11 | 0.13 | <0.08 |
| Benzyl chloride | <0 20 | <0.20 | <0 20 |
| Chlorobenzene | <0 15 | <0.15 | <0.15 |
| Dichlorobenzenes* | <0 30 | <0.30 | <0 30 |
| 1,1-dichloroethane | <0.15 | <0 15 | <0 15 |
| 1,2-dichloroethane | <0 15 | <0.15 | <0.15 |
| 1,1-dichloroethylene | <0 15 | <0 15 | <0 15 |
| Dichloromethane | <0.30 | <0.30 | <0 30 |
| 1,2-dibromoethane | <0.10 | <0.10 | <0.10 |
| Perchloroethylene | <0.10 | <0.10 | <0.10 |
| Carbon tetrachloride | <0.18 | <0.18 | <0 18 |
| Toluene | <0.14 | <0.14 | <0.14 |
| 1,1,1-trichloroethane | <0 10 | <0 10 | <0 10 |
| Trichloroethene | <0.10 | <0.10 | <0.10 |
| Chloroform | <0 10 | <0.10 | <0.10 |
| Vinyl chloride | <0.10 | <0.10 | <0 10 |
| m+p-xylenes | <0 12 | <0 12 | <0.12 |
| o-xylene | <0.12 | <0.12 | <0 12 |

*Methane, ethane, and total gaseous non-methane organics (TGNMO) were measured by flame ionization detection/total combustion analysis (FID/TCA) Method 25*
*Ethane is reported as ppmvC*
*TGNMO is total gaseous non-methane, non-ethane organics reported as ppmvC*
*Toxic air contaminants (TAC) compounds were analyzed by GC/MS, EPA TO-15*
*Hydrogen sulfide was analyzed by SCD/GC, SCAQMD 307 91.*
** total amount containing meta, para, and ortho isomers*

Brian W. Fung
Laboratory Director

# TABLE 3

QUALITY ASSURANCE SUMMARY
*(Repeat Analyses)*

Project Location: Chiquita Canyon Landfill
Date Received: January 15, 2026
Date Analyzed: January 15, 2026

| Components | Sample ID | Repeat Analysis Run #1 | Repeat Analysis Run #2 | Mean Conc. | % RPD |
|---|---|---|---|---|---|
| | | *(Concentration in ppmv)* | | | |
| Methane | Grid 104 | 34.1 | 33.8 | 34.0 | 0.88 |
| Ethane | Grid 104 | <1 | <1 | --- | --- |
| TGNMO | Grid 104 | 1.09 | 1.08 | 1.09 | 0.92 |
| | | *(Concentration in ppbv)* | | | |
| Hydrogen sulfide | Grid 104 | <30 | <30 | --- | --- |
| Benzene | Grid 104 | 0.11 | 0.10 | 0.11 | 9.5 |
| Benzyl chloride | Grid 104 | <0.20 | <0.20 | --- | --- |
| Chlorobenzene | Grid 104 | <0.15 | <0.15 | --- | --- |
| Dichlorobenzenes | Grid 104 | <0.30 | <0.30 | --- | --- |
| 1,1-dichloroethane | Grid 104 | <0.15 | <0.15 | --- | --- |
| 1,2-dichloroethane | Grid 104 | <0.15 | <0.15 | --- | --- |
| 1,1-dichloroethylene | Grid 104 | <0.15 | <0.15 | --- | --- |
| Dichloromethane | Grid 104 | <0.30 | <0.30 | --- | --- |
| 1,2-dibromoethane | Grid 104 | <0.10 | <0.10 | --- | --- |
| Perchloroethylene | Grid 104 | <0.10 | <0.10 | --- | --- |
| Carbon tetrachloride | Grid 104 | <0.18 | <0.18 | --- | --- |
| Toluene | Grid 104 | <0.14 | <0.14 | --- | --- |
| 1,1,1-trichloroethane | Grid 104 | <0.10 | <0.10 | --- | --- |
| Trichloroethene | Grid 104 | <0.10 | <0.10 | --- | --- |
| Chloroform | Grid 104 | <0.10 | <0.10 | --- | --- |
| Vinyl chloride | Grid 104 | <0.10 | <0.10 | --- | --- |
| m+p-xylenes | Grid 104 | <0.12 | <0.12 | --- | --- |
| o-xylene | Grid 104 | <0.12 | <0.12 | --- | --- |

*Three Tedlar bag samples, laboratory numbers 20156-(5-7), were analyzed for SCAQMD Rule 1150.1 components, methane, and total gaseous non-methane organics (TGNMO). Agreement between repeat analyses is a measure of precision and is shown above in the column "% RPD". The average % RPD for 3 repeat measurements from three Tedlar bag samples is 3.8%.*





TABLE 3

## CHAIN OF CUSTODY RECORD

| Client/Project Name | Project Location | ANALYSES |
|---|---|---|
| Chiquita Canyon Landfill | Valencia | |

| Project No. | Field Logbook No. |
|---|---|
| 1150 1 | — |

| Sampler: (Print) | (Signature) | No. Of Containers |
|---|---|---|
| Stephen Boucher | Steph Bl | 3 |

| Sample No./ Identification | Date | Time | Lab Sample Number | Type of Sample | Methane | TVHHC | TAL | | | Remarks |
|---|---|---|---|---|---|---|---|---|---|---|
| Grid 104 | 1-14-26 | 1030-1055 | 20156-5 | 10 L Bag Fill | X | X | X | | | |
| Grid 95 | 1-14-26 | 0900-0925 | -6 | 10 L Bag Fill | X | X | X | | | |
| Grid 88 | 1-14-26 | 0925-0950 | -7 | 10 L Bag Fill | X | X | X | | | |
| | | | | | | | | | | |
| | | | | | | | | | | |
| | | | | | | | | | | |
| | | | | | | | | | | |
| | | | | | | | | | | |

| Relinquished by: (Signature) | Date | Time | Received by: (Signature) | Date | Time |
|---|---|---|---|---|---|
| | 1-15-26 | 0654 | | | |
| Relinquished by: (Signature) | Date | Time | Received by: (Signature) | Date | Time |
| | | | | | |
| Relinquished by: (Signature) | Date | Time | Received for Laboratory: (Signature) | Date | Time |
| | | | | 1/15/26 | 6:54 |
| Sample Disposal Method: | Disposed of by: (Signature) | | | Date | Time |
| | | | | | |

| Sample Collector | Analytical Laboratory |
|---|---|
| RES Environmental Inc.<br>865 Via Lata • Colton, California 92324<br>(909) 422-1001 Fax (909) 422-0707 | Atmaa |

# TABLE 3

AtmAA Inc
5107 Douglas Fir Rd., Calabasas, CA 91302 • (818) 223-3277
specialized air assessment laboratory
atmaa.com

**LABORATORY ANALYSIS REPORT**

SCAQMD Rule 1150.1 Components Analysis in Integrated Surface Tedlar Bag Samples

Report Date: February 2, 2026
Client: Waste Connections
Project Location: Chiquita Canyon Landfill
Project No.: 1150.1
Date Received: January 20, 2026
Date Analyzed: January 20-21, 2026

| AtmAA Lab No. | 20206-9 | 20206-10 | 20206-11 | 20206-12 | 20206-13 |
|---|---|---|---|---|---|
| Sample I.D. | ISS Grid 186 | ISS Grid 185 | ISS Grid 193 | ISS Grid 179 | ISS Grid 172 |
| Components | *(Concentration in ppmv)* | | | | |
| Methane | 64.9 | 67.9 | 74.0 | 66.5 | 88.6 |
| Ethane | <1 | <1 | <1 | <1 | <1 |
| TGNMO | 1.06 | 1.07 | 1.07 | 1.04 | 1.06 |
| | *(Concentration in ppbv)* | | | | |
| Hydrogen sulfide | <30 | <30 | <30 | <30 | <30 |
| Benzene | 0.96 | 5.98 | 1.24 | 4.40 | 10.00 |
| Benzyl chloride | <0.20 | <0.20 | <0.20 | <0.20 | <0.20 |
| Chlorobenzene | <0.15 | <0.15 | <0.15 | <0.15 | <0.15 |
| Dichlorobenzenes* | <0.30 | <0.30 | <0.30 | <0.30 | <0.30 |
| 1,1-dichloroethane | <0.15 | <0.15 | <0.15 | <0.15 | <0.15 |
| 1,2-dichloroethane | <0.15 | <0.15 | <0.15 | <0.15 | <0.15 |
| 1,1-dichloroethylene | <0.15 | <0.15 | <0.15 | <0.15 | <0.15 |
| Dichloromethane | <0.30 | <0.30 | <0.30 | <0.30 | <0.30 |
| 1,2-dibromoethane | <0.10 | <0.10 | <0.10 | <0.10 | <0.10 |
| Perchloroethylene | <0.10 | <0.10 | <0.10 | <0.10 | <0.10 |
| Carbon tetrachloride | <0.18 | <0.18 | <0.18 | <0.18 | <0.18 |
| Toluene | 0.15 | 0.28 | 0.19 | 0.28 | 0.52 |
| 1,1,1-trichloroethane | <0.10 | <0.10 | <0.10 | <0.10 | <0.10 |
| Trichloroethene | <0.10 | <0.10 | <0.10 | <0.10 | <0.10 |
| Chloroform | <0.10 | <0.10 | <0.10 | <0.10 | <0.10 |
| Vinyl chloride | <0.10 | <0.10 | <0.10 | <0.10 | <0.10 |
| m+p-xylenes | <0.12 | <0.12 | <0.12 | <0.12 | <0.12 |
| o-xylene | <0.12 | <0.12 | <0.12 | <0.12 | <0.12 |

*Methane, ethane, and total gaseous non-methane organics (TGNMO) were measured by flame ionization detection/total combustion analysis (FID/TCA) Method 25*
*Ethane is reported as ppmvC*
*TGNMO is total gaseous non-methane, non-ethane organics reported as ppmvC*
*Toxic air contaminants (TAC) compounds were analyzed by GC/MS, EPA TO-15*
*Hydrogen sulfide was analyzed by SCD/GC, SCAQMD 307.91*
** total amount containing meta, para, and ortho isomers*

*Brian W. Fung*
*Laboratory Director*

# TABLE 3

QUALITY ASSURANCE SUMMARY
*(Repeat Analyses)*

Project Location: Chiquita Canyon Landfill
Date Received: January 20, 2026
Date Analyzed: January 20-21, 2026

| Components | Sample ID | Repeat Analysis Run #1 | Repeat Analysis Run #2 | Mean Conc. | % RPD |
|---|---|---|---|---|---|
| | | *(Concentration in ppmv)* | | | |
| Methane | Grid 186 | 64.9 | 64.9 | 64.9 | 0.00 |
| Ethane | Grid 186 | <1 | <1 | --- | --- |
| TGNMO | Grid 186 | 1.06 | 1.06 | 1.06 | 0.00 |
| | | *(Concentration in ppbv)* | | | |
| Hydrogen sulfide | Grid 186 | <30 | <30 | --- | --- |
| Benzene | Grid 186 | 0.93 | 0.99 | 0.96 | 6.2 |
| Benzyl chloride | Grid 186 | <0.20 | <0.20 | --- | --- |
| Chlorobenzene | Grid 186 | <0.15 | <0.15 | --- | --- |
| Dichlorobenzenes | Grid 186 | <0.30 | <0.30 | --- | --- |
| 1,1-dichloroethane | Grid 186 | <0.15 | <0.15 | --- | --- |
| 1,2-dichloroethane | Grid 186 | <0.15 | <0.15 | --- | --- |
| 1,1-dichloroethylene | Grid 186 | <0.15 | <0.15 | --- | --- |
| Dichloromethane | Grid 186 | <0.30 | <0.30 | --- | --- |
| 1,2-dibromoethane | Grid 186 | <0.10 | <0.10 | --- | --- |
| Perchloroethylene | Grid 186 | <0.10 | <0.10 | --- | --- |
| Carbon tetrachloride | Grid 186 | <0.18 | <0.18 | --- | --- |
| Toluene | Grid 186 | 0.15 | 0.14 | 0.15 | 6.9 |
| 1,1,1-trichloroethane | Grid 186 | <0.10 | <0.10 | --- | --- |
| Trichloroethene | Grid 186 | <0.10 | <0.10 | --- | --- |
| Chloroform | Grid 186 | <0.10 | <0.10 | --- | --- |
| Vinyl chloride | Grid 186 | <0.10 | <0.10 | --- | --- |
| m+p-xylenes | Grid 186 | <0.12 | <0.12 | --- | --- |
| o-xylene | Grid 186 | <0.12 | <0.12 | --- | --- |

*Five Tedlar bag samples, laboratory numbers 20206-(9-13), were analyzed for SCAQMD Rule 1150.1 components, methane, and total gaseous non-methane organics (TGNMO). Agreement between repeat analyses is a measure of precision and is shown above in the column "% RPD". The average % RPD for 4 repeat measurements from five Tedlar bag samples is 3.3%.*



## CHAIN OF CUSTODY RECORD

| Client/Project Name | Project Location | ANALYSES |
|---|---|---|
| Chiquita Canyon Landfill | Valencia | |
| **Project No.** 1150.1 | **Field Logbook No.** | |
| **Sampler: (Print)** Stephen Borchers | **(Signature)** | **No. Of Containers** 5 |

| Sample No./ Identification | Date | Time | Lab Sample Number | Type of Sample | Methane | TNMHC | TAC | | | Remarks |
|---|---|---|---|---|---|---|---|---|---|---|
| Grid 186 | 1-19-26 | 0715-0740 | 20206-9 | 10 L Bag | X | X | X | | | |
| Grid 185 | | 0740-0905 | -10 | 10 L Bag | X | X | X | | | |
| Grid 193 | | 0740-0905 | -11 | 10 L Bag | X | X | X | | | |
| Grid 174 | | 0830-0955 | -12 | 10 L Bag | X | X | X | | | |
| Grid 172 | ↓ | 0830-0855 | -13 | 10 L Bag | X | X | X | | | |
| | | | | | | | | | | |
| | | | | | | | | | | |
| | | | | | | | | | | |

| | Date | Time | | Date | Time |
|---|---|---|---|---|---|
| **Relinquished by: (Signature)** Stephen Borchers | 1-20-26 | 0724 | **Received by: (Signature)** | | |
| **Relinquished by: (Signature)** | | | **Received by: (Signature)** | | |
| **Relinquished by: (Signature)** | | | **Received for Laboratory: (Signature)** | 1/30/26 | 7:24 |
| **Sample Disposal Method:** | | | **Disposed of by: (Signature)** | | |

**Sample Collector**

RES Environmental Inc.
865 Via Lata • Colton, California 92324
(909) 422-1001 Fax (909) 422-0707

**Analytical Laboratory**

Atmaa

TABLE 3

# TABLE 3

AtmAA Inc
5107 Douglas Fir Rd., Calabasas, CA 91302 • (818) 223-3277
specialized air assessment laboratory
atmaa.com

**LABORATORY ANALYSIS REPORT**

SCAQMD Rule 1150.1 Components Analysis in Integrated Surface Tedlar Bag Samples

Report Date: February 9, 2026
Client: Waste Connections
Project Location: Chiquita Canyon Landfill
Project No: 1150.1
Date Received: January 22, 2026
Date Analyzed: January 22-23, 2026

| AtmAA Lab No.<br>Sample I.D. | 20226-3<br>ISS<br>Grid 37 | 20226-4<br>ISS<br>Grid 60 | 20226-5<br>ISS<br>Grid 61 | 20226-6<br>ISS<br>Grid 97 |
|---|---|---|---|---|
| Components | *(Concentration in ppmv)* | | | |
| Methane | 20.4 | 14.4 | 62.1 | 27.1 |
| Ethane | <1 | <1 | <1 | <1 |
| TGNMO | 1.03 | 1.04 | 1.08 | 1.06 |
| | *(Concentration in ppbv)* | | | |
| Hydrogen sulfide | <30 | <30 | <30 | <30 |
| Benzene | 0.14 | 0.14 | 0.10 | 0.10 |
| Benzyl chloride | <0.20 | <0.20 | <0.20 | <0.20 |
| Chlorobenzene | <0.15 | <0.15 | <0.15 | <0.15 |
| Dichlorobenzenes* | <0.30 | <0.30 | <0.30 | <0.30 |
| 1,1-dichloroethane | <0.15 | <0.15 | <0.15 | <0.15 |
| 1,2-dichloroethane | <0.15 | <0.15 | <0.15 | <0.15 |
| 1,1-dichloroethylene | <0.15 | <0.15 | <0.15 | <0.15 |
| Dichloromethane | <0.30 | <0.30 | <0.30 | <0.30 |
| 1,2-dibromoethane | <0.10 | <0.10 | <0.10 | <0.10 |
| Perchloroethylene | <0.10 | <0.10 | <0.10 | <0.10 |
| Carbon tetrachloride | <0.18 | <0.18 | <0.18 | <0.18 |
| Toluene | <0.14 | <0.14 | <0.14 | <0.14 |
| 1,1,1-trichloroethane | <0.10 | <0.10 | <0.10 | <0.10 |
| Trichloroethene | <0.10 | <0.10 | <0.10 | <0.10 |
| Chloroform | <0.10 | <0.10 | <0.10 | <0.10 |
| Vinyl chloride | <0.10 | <0.10 | <0.10 | <0.10 |
| m+p-xylenes | <0.12 | <0.12 | <0.12 | <0.12 |
| o-xylene | <0.12 | <0.12 | <0.12 | <0.12 |

*Methane, ethane, and total gaseous non-methane organics (TGNMO) were measured by flame ionization detection/total combustion analysis (FID/TCA) Method 25*
*Ethane is reported as ppmvC*
*TGNMO is total gaseous non-methane, non-ethane organics reported as ppmvC*
*Toxic air contaminants (TAC) compounds were analyzed by GC/MS, EPA TO-15*
*Hydrogen sulfide was analyzed by SCD/GC, SCAQMD 307.91*
** total amount containing meta, para, and ortho isomers*

*Brian W. Fung*
*Laboratory Director*

# TABLE 3

QUALITY ASSURANCE SUMMARY
*(Repeat Analyses)*

Project Location: Chiquita Canyon Landfill
Date Received: January 22, 2026
Date Analyzed: January 22-23, 2026

| Components | Sample ID | Repeat Analysis Run #1 | Repeat Analysis Run #2 | Mean Conc. | % RPD |
|---|---|---|---|---|---|
| | | *(Concentration in ppmv)* | | | |
| Methane | Grid 37 | 20.4 | 20.3 | 20.4 | 0.49 |
| Ethane | Grid 37 | <1 | <1 | --- | --- |
| TGNMO | Grid 37 | 1.03 | 1.03 | 1.03 | 0.00 |
| | | *(Concentration in ppbv)* | | | |
| Hydrogen sulfide | Grid 37 | <30 | <30 | --- | --- |
| Benzene | Grid 37 | 0.14 | 0.13 | 0.14 | 7.4 |
| Benzyl chloride | Grid 37 | <0.20 | <0.20 | --- | --- |
| Chlorobenzene | Grid 37 | <0.15 | <0.15 | --- | --- |
| Dichlorobenzenes | Grid 37 | <0.30 | <0.30 | --- | --- |
| 1,1-dichloroethane | Grid 37 | <0.15 | <0.15 | --- | --- |
| 1,2-dichloroethane | Grid 37 | <0.15 | <0.15 | --- | --- |
| 1,1-dichloroethylene | Grid 37 | <0.15 | <0.15 | --- | --- |
| Dichloromethane | Grid 37 | <0.30 | <0.30 | --- | --- |
| 1,2-dibromoethane | Grid 37 | <0.10 | <0.10 | --- | --- |
| Perchloroethylene | Grid 37 | <0.10 | <0.10 | --- | --- |
| Carbon tetrachloride | Grid 37 | <0.18 | <0.18 | --- | --- |
| Toluene | Grid 37 | <0.14 | <0.14 | --- | --- |
| 1,1,1-trichloroethane | Grid 37 | <0.10 | <0.10 | --- | --- |
| Trichloroethene | Grid 37 | <0.10 | <0.10 | --- | --- |
| Chloroform | Grid 37 | <0.10 | <0.10 | --- | --- |
| Vinyl chloride | Grid 37 | <0.10 | <0.10 | --- | --- |
| m+p-xylenes | Grid 37 | <0.12 | <0.12 | --- | --- |
| o-xylene | Grid 37 | <0.12 | <0.12 | --- | --- |

*Four Tedlar bag samples, laboratory numbers 20226-(3-6), were analyzed for SCAQMD Rule 1150.1 components, methane, and total gaseous non-methane organics (TGNMO). Agreement between repeat analyses is a measure of precision and is shown above in the column "% RPD". The average % RPD for 3 repeat measurements from five Tedlar bag samples is 2.6%.*





TABLE 3

## CHAIN OF CUSTODY RECORD

| Client/Project Name | Project Location |
|---|---|
| Chiquita Canyon Landfill | Valencia |
| **Project No.** | **Field Logbook No.** |
| 1150.1 | — |
| **Sampler: (Print)** | **(Signature)** |
| Stephen Barbiers | Stephen Barbiers |

**No. Of Containers:** 4

**ANALYSES**

| Sample No./ Identification | Date | Time | Lab Sample Number | Type of Sample | Methane | TVHC | TNC | | | Remarks |
|---|---|---|---|---|---|---|---|---|---|---|
| Grid 37 | 1-21-26 | 0855-0920 | 20226-3 | 10L Bag ESS | X | X | X | | | |
| Grid 60 | 1-21-26 | 0855-0920 | -4 | 10L Bag ESS | X | X | X | | | |
| Grid 61 | 1-21-26 | 0920-0945 | -5 | 10L Bag ESS | X | X | X | | | |
| Grid 97 | 1-21-26 | 0945-1010 | -6 | 10L Bag ESS | X | X | X | | | |
| | | | | | | | | | | |
| | | | | | | | | | | |
| | | | | | | | | | | |
| | | | | | | | | | | |

| Relinquished by: (Signature) | Date | Time | Received by: (Signature) | Date | Time |
|---|---|---|---|---|---|
| Stephen Barbiers | 1-22-26 | 0910 | | | |
| **Relinquished by: (Signature)** | **Date** | **Time** | **Received by: (Signature)** | **Date** | **Time** |
| | | | | | |
| **Relinquished by: (Signature)** | **Date** | **Time** | **Received for Laboratory: (Signature)** | **Date** | **Time** |
| | | | [signature] | 1/22/26 | 9:10 |
| **Sample Disposal Method:** | **Disposed of by: (Signature)** | | | **Date** | **Time** |
| | | | | | |

**Sample Collector**

RES Environmental Inc.
865 Via Lata • Colton, California 92324
(909) 422-1001 Fax (909) 422-0707

**Analytical Laboratory**

Atmaa

# TABLE 3

AtmAA Inc
5107 Douglas Fir Rd., Calabasas, CA 91302 • (818) 223-3277
specialized air assessment laboratory
atmaa.com

**LABORATORY ANALYSIS REPORT**

SCAQMD Rule 1150.1 Components Analysis in Integrated Surface Tedlar Bag Samples

Report Date: February 9, 2026
Client: Waste Connections
Project Location: Chiquita Canyon Landfill
Project No.: 1150.1
Date Received: January 23, 2026
Date Analyzed: January 23-25, 2026

| AtmAA Lab No. | 20236-1 | 20236-2 | 20236-3 |
|---|---|---|---|
| Sample I.D. | ISS Grid 233 | ISS Grid 241 | ISS Grid 240 |
| Components | *(Concentration in ppmv)* | | |
| Methane | 25.3 | 34.3 | 41.8 |
| Ethane | <1 | <1 | <1 |
| TGNMO | 1.05 | 1.01 | 1.02 |
| | *(Concentration in ppbv)* | | |
| Hydrogen sulfide | <30 | <30 | <30 |
| Benzene | 0.22 | 0.49 | 0.59 |
| Benzyl chloride | <0.20 | <0.20 | <0.20 |
| Chlorobenzene | <0.15 | <0.15 | <0.15 |
| Dichlorobenzenes* | <0.30 | <0.30 | <0.30 |
| 1,1-dichloroethane | <0.15 | <0.15 | <0.15 |
| 1,2-dichloroethane | <0.15 | <0.15 | <0.15 |
| 1,1-dichloroethylene | <0.15 | <0.15 | <0.15 |
| Dichloromethane | <0.30 | <0.30 | <0.30 |
| 1,2-dibromoethane | <0.10 | <0.10 | <0.10 |
| Perchloroethylene | <0.10 | <0.10 | <0.10 |
| Carbon tetrachloride | <0.18 | <0.18 | <0.18 |
| Toluene | 0.37 | 0.36 | 0.25 |
| 1,1,1-trichloroethane | <0.10 | <0.10 | <0.10 |
| Trichloroethene | <0.10 | <0.10 | <0.10 |
| Chloroform | <0.10 | <0.10 | <0.10 |
| Vinyl chloride | <0.10 | <0.10 | <0.10 |
| m+p-xylenes | 0.14 | 0.13 | <0.12 |
| o-xylene | <0.12 | <0.12 | <0.12 |

*Methane, ethane, and total gaseous non-methane organics (TGNMO) were measured by flame ionization detection/total combustion analysis (FID/TCA) Method 25*
*Ethane is reported as ppmvC*
*TGNMO is total gaseous non-methane, non-ethane organics reported as ppmvC*
*Toxic air contaminants (TAC) compounds were analyzed by GC/MS, EPA TO-15*
*Hydrogen sulfide was analyzed by SCD/GC, SCAQMD 307.91*
** total amount containing meta, para, and ortho isomers*

*Brian W. Fung*
*Laboratory Director*

# TABLE 3

QUALITY ASSURANCE SUMMARY
*(Repeat Analyses)*

Project Location: Chiquita Canyon Landfill
Date Received: January 23, 2026
Date Analyzed: January 23-25, 2026

| Components | Sample ID | Repeat Analysis Run #1 | Repeat Analysis Run #2 | Mean Conc | % RPD |
|---|---|---|---|---|---|
| | | *(Concentration in ppmv)* | | | |
| Methane | Grid 233 | 25.4 | 25.1 | 25.3 | 1.2 |
| Ethane | Grid 233 | <1 | <1 | --- | --- |
| TGNMO | Grid 233 | 1.05 | 1.05 | 1.05 | 0.00 |
| | | *(Concentration in ppbv)* | | | |
| Hydrogen sulfide | Grid 233 | <30 | <30 | --- | --- |
| Benzene | Grid 233 | 0.21 | 0.22 | 0.22 | 4.7 |
| Benzyl chloride | Grid 233 | <0.20 | <0.20 | --- | --- |
| Chlorobenzene | Grid 233 | <0.15 | <0.15 | --- | --- |
| Dichlorobenzenes | Grid 233 | <0.30 | <0.30 | --- | --- |
| 1,1-dichloroethane | Grid 233 | <0.15 | <0.15 | --- | --- |
| 1,2-dichloroethane | Grid 233 | <0.15 | <0.15 | --- | --- |
| 1,1-dichloroethylene | Grid 233 | <0.15 | <0.15 | --- | --- |
| Dichloromethane | Grid 233 | <0.30 | <0.30 | --- | --- |
| 1,2-dibromoethane | Grid 233 | <0.10 | <0.10 | --- | --- |
| Perchloroethylene | Grid 233 | <0.10 | <0.10 | --- | --- |
| Carbon tetrachloride | Grid 233 | <0.18 | <0.18 | --- | --- |
| Toluene | Grid 233 | 0.38 | 0.35 | 0.37 | 5.4 |
| 1,1,1-trichloroethane | Grid 233 | <0.10 | <0.10 | --- | --- |
| Trichloroethene | Grid 233 | <0.10 | <0.10 | --- | --- |
| Chloroform | Grid 233 | <0.10 | <0.10 | --- | --- |
| Vinyl chloride | Grid 233 | <0.10 | <0.10 | --- | --- |
| m+p-xylenes | Grid 233 | 0.14 | 0.13 | 0.14 | 7.4 |
| o-xylene | Grid 233 | <0.12 | <0.12 | --- | --- |

*Three Tedlar bag samples, laboratory numbers 20236-(1-3), were analyzed for SCAQMD Rule 1150.1 components: methane, and total gaseous non-methane organics (TGNMO). Agreement between repeat analyses is a measure of precision and is shown above in the column "% RPD". The average % RPD for 5 repeat measurements from three Tedlar bag samples is 3.7%.*

TABLE 3

# CHAIN OF CUSTODY RECORD

| Client/Project Name | Project Location |
|---|---|
| Chiquita Canyon Landfill | Valencia |

| Project No. | Field Logbook No. |
|---|---|
| 1150.1 | — |

| Sampler: (Print) | (Signature) | No. Of Containers |
|---|---|---|
| Stephen Borchers | Stephen Borchers | 3 |

ANALYSES

| Sample No./ Identification | Date | Time | Lab Sample Number | Type of Sample | Methane | TNMHC | TAC | | | Remarks |
|---|---|---|---|---|---|---|---|---|---|---|
| Grid 233 | 1-22-26 | 0830-0855 | 20236-1 | 10 L Bag ISS | X | X | X | | | |
| Grid 241 | 1-22-26 | 0830-0855 | -2 | 10 L Bag ISS | X | X | X | | | |
| Grid 240 | 1-22-26 | 0855-0920 | -3 | 10 L Bag ISS | X | X | X | | | |
| | | | | | | | | | | |
| | | | | | | | | | | |
| | | | | | | | | | | |
| | | | | | | | | | | |
| | | | | | | | | | | |

| Relinquished by: (Signature) | Date | Time | Received by: (Signature) | Date | Time |
|---|---|---|---|---|---|
| Stephen Borchers | 1-23-26 | 0654 | | | |
| Relinquished by: (Signature) | Date | Time | Received by: (Signature) | Date | Time |
| | | | | | |
| Relinquished by: (Signature) | Date | Time | Received for Laboratory: (Signature) | Date | Time |
| | | | [signature] | 1/23/26 | 6:54 |

| Sample Disposal Method: | Disposed of by: (Signature) | Date | Time |
|---|---|---|---|
| | | | |

| Sample Collector | Analytical Laboratory |
|---|---|
| RES Environmental Inc.<br>865 Via Lata • Colton, California 92324<br>(909) 422-1001 Fax (909) 422-0707 | Atmaa |

# TABLE 3

AtmAA Inc
5107 Douglas Fir Rd., Calabasas, CA 91302 • (818) 223-3277
specialized air assessment laboratory
atmaa.com

## LABORATORY ANALYSIS REPORT

SCAQMD Rule 1150 1 Components Analysis Tedlar Bag Sample

Report Date February 20, 2026
Client Waste Connetions
Project Name Chiquita Canyon Landfill
Project No 1150 1
Date Received Februray 5, 2026
Date Analyzed February 5-6, 2026

| | |
|---|---|
| AtmAA Lab No | 20366-1 |
| Sample I D | ISS Grid 83 |
| Components | *(Concentration in ppmv)* |
| Methane | 15.9 |
| Ethane | <1 |
| TGNMO | 1.07 |
| | *(Concentration in ppbv)* |
| Hydrogen sulfide | <30 |
| Benzene | 0.25 |
| Benzyl chloride | <0.20 |
| Chlorobenzene | <0.15 |
| Dichlorobenzenes* | <0.30 |
| 1,1-dichloroethane | <0.15 |
| 1,2-dichloroethane | <0.15 |
| 1,1-dichloroethylene | <0.15 |
| Dichloromethane | <0.30 |
| 1,2-dibromoethane | <0.10 |
| Perchloroethylene | <0.10 |
| Carbon tetrachloride | <0.18 |
| Toluene | 0.32 |
| 1,1,1-trichloroethane | <0.10 |
| Trichloroethene | <0.10 |
| Chloroform | <0.10 |
| Vinyl chloride | <0.10 |
| m+p-xylenes | 0.21 |
| o-xylene | <0.12 |

*Methane, ethane and total gaseous non-methane organics (TGNMO) were measured by flame ionization detection/total combustion analysis (FID/TCA) Method 25*
*Ethane and TGNMO are reported as ppmvC*
*Toxic air contaminants (TAC) compounds were analyzed by GC/MS, EPA TO-15*
*Hydrogen sulfide was analyzed by SCD/GC, SCAQMD 307 91*
** total amount containing meta, para, and ortho isomers*

*Brian W. Fung*
*Laboratory Director*

# TABLE 3

QUALITY ASSURANCE SUMMARY
*(Repeat Analyses)*

Project Name: Chiquita Canyon Landfill
Date Received: Februray 5, 2026
Date Analyzed: February 5-6, 2026

| Components | Sample ID | Repeat Analysis Run #1 | Repeat Analysis Run #2 | Mean Conc. | % RPD |
|---|---|---|---|---|---|
| | | *(Concentration in ppmv)* | | | |
| Methane | Grid 83 | 15.8 | 15.9 | 15.9 | 0.63 |
| Ethane | Grid 83 | <1 | <1 | --- | --- |
| TGNMO | Grid 83 | 1.05 | 1.08 | 1.07 | 2.8 |
| | | *(Concentration in ppbv)* | | | |
| Hydrogen sulfide | Grid 83 | <30 | <30 | --- | --- |
| Benzene | Grid 83 | 0.24 | 0.26 | 0.25 | 8.00 |
| Benzyl chloride | Grid 83 | <0.20 | <0.20 | --- | --- |
| Chlorobenzene | Grid 83 | <0.15 | <0.15 | --- | --- |
| Dichlorobenzenes | Grid 83 | <0.30 | <0.30 | --- | --- |
| 1,1-dichloroethane | Grid 83 | <0.15 | <0.15 | --- | --- |
| 1,2-dichloroethane | Grid 83 | <0.15 | <0.15 | --- | --- |
| 1,1-dichloroethylene | Grid 83 | <0.15 | <0.15 | --- | --- |
| Dichloromethane | Grid 83 | <0.30 | <0.30 | --- | --- |
| 1,2-dibromoethane | Grid 83 | <0.10 | <0.10 | --- | --- |
| Perchloroethylene | Grid 83 | <0.10 | <0.10 | --- | --- |
| Carbon tetrachloride | Grid 83 | <0.18 | <0.18 | --- | --- |
| Toluene | Grid 83 | 0.31 | 0.32 | 0.32 | 3.2 |
| 1,1,1-trichloroethane | Grid 83 | <0.10 | <0.10 | --- | --- |
| Trichloroethene | Grid 83 | <0.10 | <0.10 | --- | --- |
| Chloroform | Grid 83 | <0.10 | <0.10 | --- | --- |
| Vinyl chloride | Grid 83 | <0.10 | <0.10 | --- | --- |
| m+p-xylenes | Grid 83 | 0.22 | 0.19 | 0.21 | 15 |
| o-xylene | Grid 83 | <0.12 | <0.12 | --- | --- |

*One Tedlar bag sample, laboratory number 20366-1, was analyzed for SCAQMD Rule 1150.1 components, methane, and total gaseous non-methane organics (TGNMO). Agreement between repeat analyses is a measure of precision and is shown above in the column "% RPD". The average % RPD for 3 repeat measurements from one Tedlar bag sample is 1.7%.*





## CHAIN OF CUSTODY RECORD

| Client/Project Name | Project Location | ANALYSES |
|---|---|---|
| Chiquita Canyon Landfill | Valencia | |
| **Project No.** 1150.1 | **Field Logbook No.** | |
| **Sampler: (Print)** Stephen Brashers **(Signature)** | **No. Of Containers** 1 | |

| Sample No./ Identification | Date | Time | Lab Sample Number | Type of Sample | Methane | TVMHC | TAC | | | Remarks |
|---|---|---|---|---|---|---|---|---|---|---|
| Grid 83 | 2-4-26 | 0855-0920 | 20366-1 | 10L Bag ESS | X | X | X | | | |
| | | | | | | | | | | |
| | | | | | | | | | | |
| | | | | | | | | | | |
| | | | | | | | | | | |
| | | | | | | | | | | |
| | | | | | | | | | | |
| | | | | | | | | | | |

| Relinquished by: (Signature) | Date | Time | Received by: (Signature) | Date | Time |
|---|---|---|---|---|---|
| Stephen Brashers | 2-5-26 | 0837 | | | |
| **Relinquished by: (Signature)** | **Date** | **Time** | **Received by: (Signature)** | **Date** | **Time** |
| | | | | | |
| **Relinquished by: (Signature)** | **Date** | **Time** | **Received for Laboratory: (Signature)** | **Date** | **Time** |
| | | | BZ | 2/5/26 | 8:37 |
| **Sample Disposal Method:** | **Disposed of by: (Signature)** | | | **Date** | **Time** |
| | | | | | |

**Sample Collector**

RES Environmental Inc.
865 Via Lata • Colton, California 92324
(909) 422-1001 Fax (909) 422-0707

**Analytical Laboratory**

Atmaa



TABLE 3

# TABLE 3

AtmAA Inc
5107 Douglas Fir Rd , Calabasas, CA 91302 • (818) 223-3277
specialized air assessment laboratory
atmaa.com

**LABORATORY ANALYSIS REPORT**

SCAQMD Rule 1150.1 Components Analysis Tedlar Bag Sample

Report Date: February 23, 2026
Client: Waste Connections
Project Name: Chiquita Canyon Landfill
Project No.: 1150.1
Date Received: February 6, 2026
Date Analyzed: February 6-9, 2026

| | AtmAA Lab No.: 20376-1<br>Sample I.D.: ISS<br>Grid 205 |
|---|---|
| Components | *(Concentration in ppmv)* |
| Methane | 28.6 |
| Ethane | <1 |
| TGNMO | 1.03 |
| | *(Concentration in ppbv)* |
| Hydrogen sulfide | <30 |
| Benzene | 0.55 |
| Benzyl chloride | <0.20 |
| Chlorobenzene | <0.15 |
| Dichlorobenzenes* | <0.30 |
| 1,1-dichloroethane | <0.15 |
| 1,2-dichloroethane | <0.15 |
| 1,1-dichloroethylene | <0.15 |
| Dichloromethane | <0.30 |
| 1,2-dibromoethane | <0.10 |
| Perchloroethylene | <0.10 |
| Carbon tetrachloride | <0.18 |
| Toluene | 0.29 |
| 1,1,1-trichloroethane | <0.10 |
| Trichloroethene | <0.10 |
| Chloroform | <0.10 |
| Vinyl chloride | <0.10 |
| m+p-xylenes | 0.14 |
| o-xylene | <0.12 |

*Methane, ethane, and total gaseous non-methane organics (TGNMO) were measured by flame ionization detection/total combustion analysis (FID/TCA) Method 25*
*Ethane and TGNMO are reported as ppmvC*
*Toxic air contaminants (TAC) compounds were analyzed by GC/MS, EPA TO-15*
*Hydrogen sulfide was analyzed by SCD/GC, SCAQMD 307.91*
** total amount containing meta, para, and ortho isomers*

Brian W. Fung
Laboratory Director

# TABLE 3

QUALITY ASSURANCE SUMMARY
*(Repeat Analyses)*

Project Name: Chiquita Canyon Landfill
Date Received: February 6, 2026
Date Analyzed: February 6-9, 2026

| Components | Sample ID | Repeat Analysis Run #1 | Repeat Analysis Run #2 | Mean Conc. | % RPD |
|---|---|---|---|---|---|
| | | *(Concentration in ppmv)* | | | |
| Methane | Grid 205 | 28.7 | 28.5 | 28.6 | 0.70 |
| Ethane | Grid 205 | <1 | <1 | --- | --- |
| TGNMO | Grid 205 | 1.03 | 1.02 | 1.03 | 0.98 |
| | | *(Concentration in ppbv)* | | | |
| Hydrogen sulfide | Grid 205 | <30 | <30 | --- | --- |
| Benzene | Grid 205 | 0.56 | 0.54 | 0.55 | 3.6 |
| Benzyl chloride | Grid 205 | <0.20 | <0.20 | --- | --- |
| Chlorobenzene | Grid 205 | <0.15 | <0.15 | --- | --- |
| Dichlorobenzenes | Grid 205 | <0.30 | <0.30 | --- | --- |
| 1,1-dichloroethane | Grid 205 | <0.15 | <0.15 | --- | --- |
| 1,2-dichloroethane | Grid 205 | <0.15 | <0.15 | --- | --- |
| 1,1-dichloroethylene | Grid 205 | <0.15 | <0.15 | --- | --- |
| Dichloromethane | Grid 205 | <0.30 | <0.30 | --- | --- |
| 1,2-dibromoethane | Grid 205 | <0.10 | <0.10 | --- | --- |
| Perchloroethylene | Grid 205 | <0.10 | <0.10 | --- | --- |
| Carbon tetrachloride | Grid 205 | <0.18 | <0.18 | --- | --- |
| Toluene | Grid 205 | 0.29 | 0.28 | 0.29 | 3.5 |
| 1,1,1-trichloroethane | Grid 205 | <0.10 | <0.10 | --- | --- |
| Trichloroethene | Grid 205 | <0.10 | <0.10 | --- | --- |
| Chloroform | Grid 205 | <0.10 | <0.10 | --- | --- |
| Vinyl chloride | Grid 205 | <0.10 | <0.10 | --- | --- |
| m+p-xylenes | Grid 205 | 0.14 | 0.13 | 0.14 | 7.4 |
| o-xylene | Grid 205 | <0.12 | <0.12 | --- | --- |

*One Tedlar bag sample, laboratory number 20376-1, was analyzed for SCAQMD Rule 1150.1 components, methane, and total gaseous non-methane organics (TGNMO). Agreement between repeat analyses is a measure of precision and is shown above in the column "% RPD". The average % RPD from one Tedlar bag sample is 3.2%.*





## CHAIN OF CUSTODY RECORD

| Client/Project Name | Project Location | ANALYSES |
|---|---|---|
| Chiquita Canyon Landfill | Valencia | |
| **Project No.** | **Field Logbook No.** | |
| 1150.1 | | |
| **Sampler: (Print)** | **(Signature)** | **No. Of Containers** |
| Stephen Borchers | | 1 |

| Sample No./ Identification | Date | Time | Lab Sample Number | Type of Sample | Methane | TNMHC | TAL | | | Remarks |
|---|---|---|---|---|---|---|---|---|---|---|
| Grid 205 | 2-5-26 | 0945-0910 | 20376-1 | 10 L Bag ISS | x | x | x | | | |
| | | | | | | | | | | |
| | | | | | | | | | | |
| | | | | | | | | | | |
| | | | | | | | | | | |
| | | | | | | | | | | |
| | | | | | | | | | | |
| | | | | | | | | | | |

| Relinquished by: (Signature) | Date | Time | Received by: (Signature) | Date | Time |
|---|---|---|---|---|---|
| | 2-6-26 | 0653 | | | |
| **Relinquished by: (Signature)** | **Date** | **Time** | **Received by: (Signature)** | **Date** | **Time** |
| | | | | | |
| **Relinquished by: (Signature)** | **Date** | **Time** | **Received for Laboratory: (Signature)** | **Date** | **Time** |
| | | | | 2/6/26 | 6'53 |
| **Sample Disposal Method:** | **Disposed of by: (Signature)** | | | **Date** | **Time** |
| | | | | | |

**Sample Collector**

RES Environmental Inc.
865 Via Lata • Colton, California 92324
(909) 422-1001 Fax (909) 422-0707

**Analytical Laboratory**

Atmaa

# TABLE 3

AtmAA Inc
5107 Douglas Fir Rd., Calabasas, CA 91302 • (818) 223-3277
specialized air assessment laboratory
atmaa.com

## LABORATORY ANALYSIS REPORT

SCAQMD Rule 1150 1 Components Analysis in Integrated Surface Tedlar Bag Samples

Report Date: February 24, 2026
Client: Waste Connections
Project Name: Chiquita Canyon Landfill
Project No.: 1150.1
Date Received: February 10, 2026
Date Analyzed: February 10, 2026

| AtmAA Lab No. | 20416-1 | 20416-2 | 20416-3 |
|---|---|---|---|
| Sample I.D. | ISS Grid 82 | ISS Grid 83 | ISS Grid 155 |
| Components | *(Concentration in ppmv)* | | |
| Methane | 57.0 | 91.4 | 47.1 |
| Ethane | <1 | <1 | <1 |
| TGNMO | 1.07 | 1.08 | 1.08 |
| | *(Concentration in ppbv)* | | |
| Hydrogen sulfide | 33 | 32 | 47 |
| Benzene | 0.27 | 0.12 | 0.20 |
| Benzyl chloride | <0.20 | <0.20 | <0.20 |
| Chlorobenzene | <0.15 | <0.15 | <0.15 |
| Dichlorobenzenes* | <0.30 | <0.30 | <0.30 |
| 1,1-dichloroethane | <0.15 | <0.15 | <0.15 |
| 1,2-dichloroethane | <0.15 | <0.15 | <0.15 |
| 1,1-dichloroethylene | <0.15 | <0.15 | <0.15 |
| Dichloromethane | <0.30 | 0.42 | <0.30 |
| 1,2-dibromoethane | <0.10 | <0.10 | <0.10 |
| Perchloroethylene | <0.10 | <0.10 | <0.10 |
| Carbon tetrachloride | <0.18 | <0.18 | <0.18 |
| Toluene | 0.48 | 0.23 | 0.31 |
| 1,1,1-trichloroethane | <0.10 | <0.10 | <0.10 |
| Trichloroethene | <0.10 | <0.10 | <0.10 |
| Chloroform | <0.10 | <0.10 | <0.10 |
| Vinyl chloride | <0.10 | <0.10 | <0.10 |
| m+p-xylenes | 0.15 | <0.12 | <0.12 |
| o-xylene | <0.12 | <0.12 | <0.12 |

*Methane, ethane, and total gaseous non-methane organics (TGNMO) were measured by flame ionization detection/total combustion analysis (FID/TCA) Method 25*
*Ethane is reported as ppmvC*
*TGNMO is total gaseous non-methane, non-ethane organics reported as ppmvC*
*Toxic air contaminants (TAC) compounds were analyzed by GC/MS. EPA TO-15*
*Hydrogen sulfide was analyzed by SCD/GC. SCAQMD 307.91*
** total amount containing meta, para, and ortho isomers*

Brian W. Fung
Laboratory Director

# TABLE 3

QUALITY ASSURANCE SUMMARY
*(Repeat Analyses)*

Project Name: Chiquita Canyon Landfill
Date Received: February 10, 2026
Date Analyzed: February 10, 2026

| Components | Sample ID | Repeat Analysis Run #1 | Repeat Analysis Run #2 | Mean Conc. | % RPD |
|---|---|---|---|---|---|
| | | *(Concentration in ppmv)* | | | |
| Methane | Grid 82 | 57.1 | 56.9 | 57.0 | 0.35 |
| Ethane | Grid 82 | <1 | <1 | --- | --- |
| TGNMO | Grid 82 | 1.06 | 1.08 | 1.07 | 1.9 |
| | | *(Concentration in ppbv)* | | | |
| Hydrogen sulfide | Grid 82 | 33 | 33 | 33 | 0.00 |
| Benzene | Grid 82 | 0.28 | 0.26 | 0.27 | 7.4 |
| Benzyl chloride | Grid 82 | <0.20 | <0.20 | --- | --- |
| Chlorobenzene | Grid 82 | <0.15 | <0.15 | --- | --- |
| Dichlorobenzenes | Grid 82 | <0.30 | <0.30 | --- | --- |
| 1,1-dichloroethane | Grid 82 | <0.15 | <0.15 | --- | --- |
| 1,2-dichloroethane | Grid 82 | <0.15 | <0.15 | --- | --- |
| 1,1-dichloroethylene | Grid 82 | <0.15 | <0.15 | --- | --- |
| Dichloromethane | Grid 82 | <0.30 | <0.30 | --- | --- |
| 1,2-dibromoethane | Grid 82 | <0.10 | <0.10 | --- | --- |
| Perchloroethylene | Grid 82 | <0.10 | <0.10 | --- | --- |
| Carbon tetrachloride | Grid 82 | <0.18 | <0.18 | --- | --- |
| Toluene | Grid 82 | 0.50 | 0.46 | 0.48 | 8.3 |
| 1,1,1-trichloroethane | Grid 82 | <0.10 | <0.10 | --- | --- |
| Trichloroethene | Grid 82 | <0.10 | <0.10 | --- | --- |
| Chloroform | Grid 82 | <0.10 | <0.10 | --- | --- |
| Vinyl chloride | Grid 82 | <0.10 | <0.10 | --- | --- |
| m+p-xylenes | Grid 82 | 0.16 | 0.14 | 0.15 | 13 |
| o-xylene | Grid 82 | <0.12 | <0.12 | --- | --- |

*Three Tedlar bag samples, laboratory numbers 20416-(1-3), were analyzed for SCAQMD Rule 1150.1 components, methane, and total gaseous non-methane organics (TGNMO). Agreement between repeat analyses is a measure of precision and is shown above in the column "% RPD". The average % RPD from three Tedlar bag samples is 5.2%.*





CHAIN OF CUSTODY RECORD

| Client/Project Name | Project Location | ANALYSES |
|---|---|---|
| Chiquita Canyon Landf. II | Valencia | |
| **Project No.** 1150.1 | **Field Logbook No.** — | |
| **Sampler: (Print)** Stephen Borchers **(Signature)** | **No. Of Containers** 3 | |

| Sample No./ Identification | Date | Time | Lab Sample Number | Type of Sample | Methane | TVMHC | TAC | | | Remarks |
|---|---|---|---|---|---|---|---|---|---|---|
| Grid 92 | 2-9-26 | 1035-1100 | 20416-1 | 10L Bag ESS | X | X | X | | | |
| Grid 93 | 2-9-26 | 1100-1125 | -2 | 10L Bag ESS | X | X | X | | | |
| Grid 155 | 2-9-26 | 1125-1150 | -3 | 10L Bag ESS | X | X | X | | | |
| | | | | | | | | | | |
| | | | | | | | | | | |
| | | | | | | | | | | |
| | | | | | | | | | | |
| | | | | | | | | | | |

| | | | | | |
|---|---|---|---|---|---|
| **Relinquished by: (Signature)** | **Date** 2-10-26 | **Time** 0714 | **Received by: (Signature)** | **Date** | **Time** |
| **Relinquished by: (Signature)** | **Date** | **Time** | **Received by: (Signature)** | **Date** | **Time** |
| **Relinquished by: (Signature)** | **Date** | **Time** | **Received for Laboratory: (Signature)** | **Date** 2/10/26 | **Time** 7:14 |
| **Sample Disposal Method:** | **Disposed of by: (Signature)** | | | **Date** | **Time** |

**Sample Collector**

RES Environmental Inc.
865 Via Lata • Colton, California 92324
(909) 422-1001 Fax (909) 422-0707

**Analytical Laboratory**

Atmaa



TABLE 3

# TABLE 3

AtmAA Inc
5107 Douglas Fir Rd., Calabasas, CA 91302 • (818) 223-3277
specialized air assessment laboratory
atmaa.com

**LABORATORY ANALYSIS REPORT**

SCAQMD Rule 1150.1 Components Analysis in Integrated Surface Tedlar Bag Samples

Report Date: March 10, 2026
Client: Waste Connections
Project Name: Chiquita Canyon Landfill
Project Location: Valencia, CA
Project No.: 1150.1
Date Received: February 24, 2026
Date Analyzed: February 24-25, 2026

| AtmAA Lab No.: | 20556-28 | 20556-29 |
|---|---|---|
| Sample I.D.: | ISS Grid 30 | ISS Grid 175 |
| Components | *(Concentration in ppmv)* | |
| Methane | 24.6 | 27.7 |
| Ethane | <1 | <1 |
| TGNMO | 1.08 | 1.08 |
| | *(Concentration in ppbv)* | |
| Hydrogen sulfide | <30 | <30 |
| Benzene | 0.22 | 12.40 |
| Benzyl chloride | <0.18 | <0.18 |
| Chlorobenzene | <0.15 | <0.15 |
| Dichlorobenzenes* | <0.25 | <0.25 |
| 1,1-dichloroethane | <0.15 | <0.15 |
| 1,2-dichloroethane | <0.15 | <0.15 |
| 1,1-dichloroethylene | <0.15 | <0.15 |
| Dichloromethane | <0.30 | <0.30 |
| 1,2-dibromoethane | <0.10 | <0.10 |
| Perchloroethylene | <0.10 | <0.10 |
| Carbon tetrachloride | <0.16 | <0.16 |
| Toluene | 0.28 | 1.01 |
| 1,1,1-trichloroethane | <0.10 | <0.10 |
| Trichloroethene | <0.10 | <0.10 |
| Chloroform | <0.10 | <0.10 |
| Vinyl chloride | <0.10 | <0.10 |
| m+p-xylenes | 0.14 | 0.21 |
| o-xylene | <0.12 | <0.12 |

*Methane, ethane, and total gaseous non-methane organics (TGNMO) were measured by flame ionization detection/total combustion analysis (FID/TCA) Method 25*
*Ethane and TGNMO are reported as ppmvC*
*Toxic air contaminants (TAC) compounds were analyzed by GC/MS, EPA TO-15*
*Hydrogen sulfide was analyzed by SCD/GC, SCAQMD 307.91*
** total amount containing meta, para, and ortho isomers*

*Brian W. Fung*
*Laboratory Director*

# TABLE 3

QUALITY ASSURANCE SUMMARY
*(Repeat Analyses)*

Project Name: Chiquita Canyon Landfill
Date Received: February 24, 2026
Date Analyzed: February 24-25, 2026

| Components | Sample ID | Repeat Analysis Run #1 | Repeat Analysis Run #2 | Mean Conc. | % RPD |
|---|---|---|---|---|---|
| | | *(Concentration in ppmv)* | | | |
| Methane | Grid 30 | 24.6 | 24.6 | 24.6 | 0.00 |
| Ethane | Grid 30 | <1 | <1 | --- | --- |
| TGNMO | Grid 30 | 1.07 | 1.08 | 1.08 | 0.93 |
| | | *(Concentration in ppbv)* | | | |
| Hydrogen sulfide | Grid 30 | <30 | <30 | --- | --- |
| Benzene | Grid 30 | 0.21 | 0.22 | 0.22 | 4.7 |
| Benzyl chloride | Grid 30 | <0.18 | <0.18 | --- | --- |
| Chlorobenzene | Grid 30 | <0.15 | <0.15 | --- | --- |
| Dichlorobenzenes | Grid 30 | <0.25 | <0.25 | --- | --- |
| 1,1-dichloroethane | Grid 30 | <0.15 | <0.15 | --- | --- |
| 1,2-dichloroethane | Grid 30 | <0.15 | <0.15 | --- | --- |
| 1,1-dichloroethylene | Grid 30 | <0.15 | <0.15 | --- | --- |
| Dichloromethane | Grid 30 | <0.30 | <0.30 | --- | --- |
| 1,2-dibromoethane | Grid 30 | <0.10 | <0.10 | --- | --- |
| Perchloroethylene | Grid 30 | <0.10 | <0.10 | --- | --- |
| Carbon tetrachloride | Grid 30 | <0.16 | <0.16 | --- | --- |
| Toluene | Grid 30 | 0.27 | 0.28 | 0.28 | 3.6 |
| 1,1,1-trichloroethane | Grid 30 | <0.10 | <0.10 | --- | --- |
| Trichloroethene | Grid 30 | <0.10 | <0.10 | --- | --- |
| Chloroform | Grid 30 | <0.10 | <0.10 | --- | --- |
| Vinyl chloride | Grid 30 | <0.10 | <0.10 | --- | --- |
| m+p-xylenes | Grid 30 | 0.15 | 0.13 | 0.14 | 14 |
| o-xylene | Grid 30 | <0.12 | <0.12 | --- | --- |

*Two Tedlar bag samples, laboratory numbers 20556-(28-29), were analyzed for SCAQMD Rule 1150.1 components, methane, and total gaseous non-methane organics (TGNMO). Agreement between repeat analyses is a measure of precision and is shown above in the column "% RPD". The average % RPD from two Tedlar bag samples is 4.7%.*





TABLE 3

# CHAIN OF CUSTODY RECORD

| Client/Project Name | Project Location |
|---|---|
| Chiquita Canyon Landfill | Valencia |

| Project No. | Field Logbook No. |
|---|---|
| 1150.1 | — |

| Sampler: (Print) | (Signature) | No. Of Containers |
|---|---|---|
| Stephen Borchers | [signature] | 2 |

ANALYSES

| Sample No./ Identification | Date | Time | Lab Sample Number | Type of Sample | Methane | TNMHC | TAC | | | Remarks |
|---|---|---|---|---|---|---|---|---|---|---|
| Grid 30 | 2-23-26 | 1130-1155 | 20556-28 | 10 L Bag ISS | X | X | X | | | |
| Grid 175 | 2-23-26 | 0900-0925 | -29 | 10 L Bag ISS | X | X | X | | | |
| | | | | | | | | | | |
| | | | | | | | | | | |
| | | | | | | | | | | |
| | | | | | | | | | | |
| | | | | | | | | | | |
| | | | | | | | | | | |

| Relinquished by: (Signature) | Date | Time | Received by: (Signature) | Date | Time |
|---|---|---|---|---|---|
| [signature] | 2-24-26 | 1018 | | | |
| Relinquished by: (Signature) | Date | Time | Received by: (Signature) | Date | Time |
| | | | | | |
| Relinquished by: (Signature) | Date | Time | Received for Laboratory: (Signature) [signature] | Date 2/24/26 | Time 10:18 |
| Sample Disposal Method: | Disposed of by: (Signature) | | | Date | Time |
| | | | | | |

| Sample Collector | Analytical Laboratory |
|---|---|
| RES Environmental Inc.<br>865 Via Lata • Colton, California 92324<br>(909) 422-1001 Fax (909) 422-0707 | Atmaa |

# TABLE 3

AtmAA Inc
5107 Douglas Fir Rd., Calabasas, CA 91302 • (818) 223-3277
specialized air assessment laboratory
atmaa.com

**LABORATORY ANALYSIS REPORT**

SCAQMD Rule 1150.1 Components Analysis in Integrated Surface Tedlar Bag Samples

Report Date: March 17, 2026
Client: Waste Connections
Project Name: Chiquita Canyon Landfill
Project Location: Valencia, CA
Project No.: 1150.1
Date Received: March 4, 2026
Date Analyzed: March 4, 2026

| AtmAA Lab No.: | 20636-2 | 20636-3 |
|---|---|---|
| Sample I.D.: | ISS Grid 210 | ISS Grid 215 |
| Components | *(Concentration in ppmv)* | |
| Methane | 38.1 | 20.0 |
| Ethane | <1 | <1 |
| TGNMO | 1.03 | 1.05 |
| | *(Concentration in ppbv)* | |
| Hydrogen sulfide | <30 | <30 |
| Benzene | 0.22 | 0.22 |
| Benzyl chloride | <0.18 | <0.18 |
| Chlorobenzene | <0.15 | <0.15 |
| Dichlorobenzenes* | <0.25 | <0.25 |
| 1,1-dichloroethane | <0.15 | <0.15 |
| 1,2-dichloroethane | <0.15 | <0.15 |
| 1,1-dichloroethylene | <0.15 | <0.15 |
| Dichloromethane | <0.30 | <0.30 |
| 1,2-dibromoethane | <0.10 | <0.10 |
| Perchloroethylene | <0.10 | <0.10 |
| Carbon tetrachloride | <0.16 | <0.16 |
| Toluene | 0.26 | 0.22 |
| 1,1,1-trichloroethane | <0.10 | <0.10 |
| Trichloroethene | <0.10 | <0.10 |
| Chloroform | <0.10 | <0.10 |
| Vinyl chloride | <0.10 | <0.10 |
| m+p-xylenes | <0.12 | <0.12 |
| o-xylene | <0.12 | <0.12 |

*Methane, ethane, and total gaseous non-methane organics (TGNMO) were measured by flame ionization detection/total combustion analysis (FID/TCA) Method 25*
*Ethane and TGNMO are reported as ppmvC*
*Toxic air contaminants (TAC) compounds were analyzed by GC/MS, EPA TO-15*
*Hydrogen sulfide was analyzed by SCD/GC, SCAQMD 307.91*
** total amount containing meta, para, and ortho isomers*

*Brian W. Fung*
*Laboratory Director*

# TABLE 3

QUALITY ASSURANCE SUMMARY
*(Repeat Analyses)*

Project Name: Chiquita Canyon Landfill
Date Received: March 4, 2026
Date Analyzed: March 4, 2026

| Components | Sample ID | Repeat Analysis Run #1 | Repeat Analysis Run #2 | Mean Conc. | % RPD |
|---|---|---|---|---|---|
| | | *(Concentration in ppmv)* | | | |
| Methane | Grid 210 | 38.1 | 38.1 | 38.1 | 0.00 |
| Ethane | Grid 210 | <1 | <1 | --- | --- |
| TGNMO | Grid 210 | 1.03 | 1.02 | 1.03 | 0.98 |
| | | *(Concentration in ppbv)* | | | |
| Hydrogen sulfide | Grid 210 | <30 | <30 | --- | --- |
| Benzene | Grid 210 | 0.22 | 0.22 | 0.22 | 0.00 |
| Benzyl chloride | Grid 210 | <0.18 | <0.18 | --- | --- |
| Chlorobenzene | Grid 210 | <0.15 | <0.15 | --- | --- |
| Dichlorobenzenes | Grid 210 | <0.25 | <0.25 | --- | --- |
| 1,1-dichloroethane | Grid 210 | <0.15 | <0.15 | --- | --- |
| 1,2-dichloroethane | Grid 210 | <0.15 | <0.15 | --- | --- |
| 1,1-dichloroethylene | Grid 210 | <0.15 | <0.15 | --- | --- |
| Dichloromethane | Grid 210 | <0.30 | <0.30 | --- | --- |
| 1,2-dibromoethane | Grid 210 | <0.10 | <0.10 | --- | --- |
| Perchloroethylene | Grid 210 | <0.10 | <0.10 | --- | --- |
| Carbon tetrachloride | Grid 210 | <0.16 | <0.16 | --- | --- |
| Toluene | Grid 210 | 0.24 | 0.28 | 0.26 | 15 |
| 1,1,1-trichloroethane | Grid 210 | <0.10 | <0.10 | --- | --- |
| Trichloroethene | Grid 210 | <0.10 | <0.10 | --- | --- |
| Chloroform | Grid 210 | <0.10 | <0.10 | --- | --- |
| Vinyl chloride | Grid 210 | <0.10 | <0.10 | --- | --- |
| m+p-xylenes | Grid 210 | <0.12 | <0.12 | --- | --- |
| o-xylene | Grid 210 | <0.12 | <0.12 | --- | --- |

*Two Tedlar bag samples, laboratory numbers 20636-(2-3), were analyzed for SCAQMD Rule 1150.1 components, methane, and total gaseous non-methane organics (TGNMO). Agreement between repeat analyses is a measure of precision and is shown above in the column "% RPD". The average % RPD from two Tedlar bag samples is 4.1%.*





TABLE 3

CHAIN OF CUSTODY RECORD

| Client/Project Name | Project Location | ANALYSES |
|---|---|---|
| Chiquita Canyon Landfill | Valencia. | |
| **Project No.** 1150.1 | **Field Logbook No.** | |
| **Sampler: (Print)** Stephen Sanchez **(Signature)** | **No. Of Containers** 2 | |

| Sample No./ Identification | Date | Time | Lab Sample Number | Type of Sample | Methane | TNMNEC | TAC | | | Remarks |
|---|---|---|---|---|---|---|---|---|---|---|
| Grid 210 | 3-3-26 | 0810-0835 | 206360-2 | 10 L Bag ESS | X | X | X | | | |
| Grid 215 | 3-3-26 | 1040-1105 | -3 | 10 L Bag ESS | X | X | X | | | |
| | | | | | | | | | | |
| | | | | | | | | | | |
| | | | | | | | | | | |
| | | | | | | | | | | |
| | | | | | | | | | | |
| | | | | | | | | | | |

| | Date | Time | | Date | Time |
|---|---|---|---|---|---|
| Relinquished by: (Signature) | 3-4-26 | 0737 | Received by: (Signature) | | |
| Relinquished by: (Signature) | | | Received by: (Signature) | | |
| Relinquished by: (Signature) | | | Received for Laboratory: (Signature) | 3/4/26 | 7:37 |
| Sample Disposal Method: | | | Disposed of by: (Signature) | Date | Time |

**Sample Collector**

RES Environmental Inc.
865 Via Lata • Colton, California 92324
(909) 422-1001 Fax (909) 422-0707

**Analytical Laboratory**

Atmaa

# TABLE 3

AtmAA Inc.
5107 Douglas Fir Rd . Calabasas, CA 91302 • (818) 223-3277
specialized air assessment laboratory
atmaa.com

**LABORATORY ANALYSIS REPORT**

SCAQMD Rule 1150.1 Components Analysis Tedlar Bag Sample

Report Date: March 18, 2026
Client: Waste Connections
Project Name: Chiquita Canyon Landfill
Project No.: 1150.1
Date Received: March 10, 2026
Date Analyzed: March 10-11, 2026

| | AtmAA Lab No.: | 20696-26 |
|---|---|---|
| | Sample I.D.: | ISS Grid 203 |
| Components | | *(Concentration in ppmv)* |
| Methane | | 17.8 |
| Ethane | | <1 |
| TGNMO | | 1.02 |
| | | *(Concentration in ppbv)* |
| Hydrogen sulfide | | <30 |
| Benzene | | 39.4 |
| Benzyl chloride | | <0.18 |
| Chlorobenzene | | <0.15 |
| Dichlorobenzenes* | | <0.25 |
| 1,1-dichloroethane | | <0.15 |
| 1,2-dichloroethane | | <0.15 |
| 1,1-dichloroethylene | | <0.15 |
| Dichloromethane | | <0.30 |
| 1,2-dibromoethane | | <0.10 |
| Perchloroethylene | | <0.10 |
| Carbon tetrachloride | | <0.16 |
| Toluene | | 2.62 |
| 1,1,1-trichloroethane | | <0.10 |
| Trichloroethene | | <0.10 |
| Chloroform | | <0.10 |
| Vinyl chloride | | <0.10 |
| m+p-xylenes | | 0.32 |
| o-xylene | | <0.12 |

*Methane, ethane, and total gaseous non-methane organics (TGNMO) were measured by flame ionization detection/total combustion analysis (FID/TCA) Method 25*
*Ethane and TGNMO are reported as ppmvC*
*Toxic air contaminants (TAC) compounds were analyzed by GC/MS EPA TO-15*
*Hydrogen sulfide was analyzed by SCD/GC SCAQMD 307 91*
** total amount containing meta, para, and ortho isomers*

*Brian W. Fung*
*Laboratory Director*

# TABLE 3

QUALITY ASSURANCE SUMMARY
*(Repeat Analyses)*

Project Name: Chiquita Canyon Landfill
Date Received: March 10, 2026
Date Analyzed: March 10-11, 2026

| Components | Sample ID | Repeat Analysis Run #1 | Repeat Analysis Run #2 | Mean Conc. | % RPD |
|---|---|---|---|---|---|
| | | *(Concentration in ppmv)* | | | |
| Methane | Grid 203 | 17.8 | 17.8 | 17.8 | 0.00 |
| Ethane | Grid 203 | <1 | <1 | --- | --- |
| TGNMO | Grid 203 | 1.02 | 1.02 | 1.02 | 0.00 |
| | | *(Concentration in ppbv)* | | | |
| Hydrogen sulfide | Grid 203 | <30 | <30 | --- | --- |
| Benzene | Grid 203 | 39.6 | 39.1 | 39.4 | 1.3 |
| Benzyl chloride | Grid 203 | <0.18 | <0.18 | --- | --- |
| Chlorobenzene | Grid 203 | <0.15 | <0.15 | --- | --- |
| Dichlorobenzenes | Grid 203 | <0.25 | <0.25 | --- | --- |
| 1,1-dichloroethane | Grid 203 | <0.15 | <0.15 | --- | --- |
| 1,2-dichloroethane | Grid 203 | <0.15 | <0.15 | --- | --- |
| 1,1-dichloroethylene | Grid 203 | <0.15 | <0.15 | --- | --- |
| Dichloromethane | Grid 203 | <0.30 | <0.30 | --- | --- |
| 1,2-dibromoethane | Grid 203 | <0.10 | <0.10 | --- | --- |
| Perchloroethylene | Grid 203 | <0.10 | <0.10 | --- | --- |
| Carbon tetrachloride | Grid 203 | <0.16 | <0.16 | --- | --- |
| Toluene | Grid 203 | 2.69 | 2.54 | 2.62 | 5.7 |
| 1,1,1-trichloroethane | Grid 203 | <0.10 | <0.10 | --- | --- |
| Trichloroethene | Grid 203 | <0.10 | <0.10 | --- | --- |
| Chloroform | Grid 203 | <0.10 | <0.10 | --- | --- |
| Vinyl chloride | Grid 203 | <0.10 | <0.10 | --- | --- |
| m+p-xylenes | Grid 203 | 0.30 | 0.34 | 0.32 | 13 |
| o-xylene | Grid 203 | <0.12 | <0.12 | --- | --- |

*One Tedlar bag sample, laboratory number 20696-26, was analyzed for SCAQMD Rule 1150.1 components, methane, and total gaseous non-methane organics (TGNMO). Agreement between repeat analyses is a measure of precision and is shown above in the column "% RPD". The average % RPD from one Tedlar bag sample is 3.9%.*





TABLE 3

CHAIN OF CUSTODY RECORD

| Client/Project Name | Project Location | ANALYSES |
|---|---|---|
| Chiquita Canyon Landfill | Valencia | |
| **Project No.** 1150.1 | **Field Logbook No.** | |
| **Sampler: (Print)** Stephen Borchers **(Signature)** | **No. Of Containers** 1 | |

| Sample No./ Identification | Date | Time | Lab Sample Number | Type of Sample | Methane | TVH/IIC | TAC | | | Remarks |
|---|---|---|---|---|---|---|---|---|---|---|
| Grid 203 | 3-9-26 | 1015-1040 | 206956-26 | 10 L Bag ESC | X | X | X | | | |
| | | | | | | | | | | |
| | | | | | | | | | | |
| | | | | | | | | | | |
| | | | | | | | | | | |
| | | | | | | | | | | |
| | | | | | | | | | | |
| | | | | | | | | | | |

| | | | | | |
|---|---|---|---|---|---|
| **Relinquished by: (Signature)** | **Date** 3-10-26 | **Time** 12:20 | **Received by: (Signature)** | **Date** | **Time** |
| **Relinquished by: (Signature)** | **Date** | **Time** | **Received by: (Signature)** | **Date** | **Time** |
| **Relinquished by: (Signature)** | **Date** | **Time** | **Received for Laboratory: (Signature)** | **Date** 3.10.26 | **Time** 12:20 |
| **Sample Disposal Method:** | **Disposed of by: (Signature)** | | | **Date** | **Time** |

**Sample Collector**

RES Environmental Inc.
865 Via Lata • Colton, California 92324
(909) 422-1001 Fax (909) 422-0707

**Analytical Laboratory**

Atmaa

# TABLE 3

AtmAA Inc
5107 Douglas Fir Rd., Calabasas, CA 91302 • (818) 223-3277
specialized air assessment laboratory
atmaa.com

## LABORATORY ANALYSIS REPORT

SCAQMD Rule 1150 1 Components Analysis Tedlar Bag Sample

Report Date: March 18, 2026
Client: Waste Connections
Project Name: Chiquita Canyon Landfill
Project No.: 1150 1
Date Received: March 11, 2026
Date Analyzed: March 11-12, 2026

| | |
|---|---|
| AtmAA Lab No. | 20706-3 |
| Sample I.D. | ISS Grid 207 |
| Components | *(Concentration in ppmv)* |
| Methane | 2.32 |
| Ethane | <1 |
| TGNMO | 1.05 |
| | *(Concentration in ppbv)* |
| Hydrogen sulfide | <30 |
| Benzene | 0.38 |
| Benzyl chloride | <0.18 |
| Chlorobenzene | <0.15 |
| Dichlorobenzenes* | <0.25 |
| 1,1-dichloroethane | <0.15 |
| 1,2-dichloroethane | <0.15 |
| 1,1-dichloroethylene | <0.15 |
| Dichloromethane | <0.30 |
| 1,2-dibromoethane | <0.10 |
| Perchloroethylene | <0.10 |
| Carbon tetrachloride | <0.16 |
| Toluene | 0.22 |
| 1,1,1-trichloroethane | <0.10 |
| Trichloroethene | <0.10 |
| Chloroform | <0.10 |
| Vinyl chloride | <0.10 |
| m+p-xylenes | <0.12 |
| o-xylene | <0.12 |

*Methane, ethane, and total gaseous non-methane organics (TGNMO) were measured by flame ionization detection/total combustion analysis (FID/TCA) Method 25*
*Ethane and TGNMO are reported as ppmvC*
*Toxic air contaminants (TAC) compounds were analyzed by GC/MS EPA TO-15*
*Hydrogen sulfide was analyzed by SCD/GC SCAQMD 307 91*
**Total amount containing meta, para, and ortho isomers*

*Brian W. Fung*
*Laboratory Director*

# TABLE 3

QUALITY ASSURANCE SUMMARY
*(Repeat Analyses)*

Project Name: Chiquita Canyon Landfill
Date Received: March 11, 2026
Date Analyzed: March 11-12, 2026

| Components | Sample ID | Repeat Analysis Run #1 | Repeat Analysis Run #2 | Mean Conc. | % RPD |
|---|---|---|---|---|---|
| | | *(Concentration in ppmv)* | | | |
| Methane | Grid 207 | 2.32 | 2.32 | 2.32 | 0.00 |
| Ethane | Grid 207 | <1 | <1 | --- | --- |
| TGNMO | Grid 207 | 1.04 | 1.05 | 1.05 | 0.96 |
| | | *(Concentration in ppbv)* | | | |
| Hydrogen sulfide | Grid 207 | <30 | <30 | --- | --- |
| Benzene | Grid 207 | 0.39 | 0.37 | 0.38 | 5.3 |
| Benzyl chloride | Grid 207 | <0.18 | <0.18 | --- | --- |
| Chlorobenzene | Grid 207 | <0.15 | <0.15 | --- | --- |
| Dichlorobenzenes | Grid 207 | <0.25 | <0.25 | --- | --- |
| 1,1-dichloroethane | Grid 207 | <0.15 | <0.15 | --- | --- |
| 1,2-dichloroethane | Grid 207 | <0.15 | <0.15 | --- | --- |
| 1,1-dichloroethylene | Grid 207 | <0.15 | <0.15 | --- | --- |
| Dichloromethane | Grid 207 | <0.30 | <0.30 | --- | --- |
| 1,2-dibromoethane | Grid 207 | <0.10 | <0.10 | --- | --- |
| Perchloroethylene | Grid 207 | <0.10 | <0.10 | --- | --- |
| Carbon tetrachloride | Grid 207 | <0.16 | <0.16 | --- | --- |
| Toluene | Grid 207 | 0.22 | 0.21 | 0.22 | 4.7 |
| 1,1,1-trichloroethane | Grid 207 | <0.10 | <0.10 | --- | --- |
| Trichloroethene | Grid 207 | <0.10 | <0.10 | --- | --- |
| Chloroform | Grid 207 | <0.10 | <0.10 | --- | --- |
| Vinyl chloride | Grid 207 | <0.10 | <0.10 | --- | --- |
| m+p-xylenes | Grid 207 | <0.12 | <0.12 | --- | --- |
| o-xylene | Grid 207 | <0.12 | <0.12 | --- | --- |

*One Tedlar bag sample, laboratory number 20706-3, was analyzed for SCAQMD Rule 1150.1 components, methane, and total gaseous non-methane organics (TGNMO). Agreement between repeat analyses is a measure of precision and is shown above in the column "% RPD". The average % RPD from one Tedlar bag sample is 2.7%.*





TABLE 3

# CHAIN OF CUSTODY RECORD

| Client/Project Name | Project Location |
|---|---|
| Chiquita Canyon Landfill | Valencia |

| Project No. | Field Logbook No. |
|---|---|
| 1150.1 | — |

| Sampler: (Print) | (Signature) | No. Of Containers |
|---|---|---|
| Stephen Borchers. | [signature] | 1 |

| Sample No./ Identification | Date | Time | Lab Sample Number | Type of Sample | ANALYSES: Methane | TNMHC | TAC | | | Remarks |
|---|---|---|---|---|---|---|---|---|---|---|
| Grid 207 | 3-10-26 | 1050-1115 | 20706-3 | 10L Bag Iss | x | x | x | | | |
| | | | | | | | | | | |
| | | | | | | | | | | |
| | | | | | | | | | | |
| | | | | | | | | | | |
| | | | | | | | | | | |
| | | | | | | | | | | |
| | | | | | | | | | | |

| Relinquished by: (Signature) | Date | Time | Received by: (Signature) | Date | Time |
|---|---|---|---|---|---|
| [signature] | 3-11-26 | 0655 | | | |
| Relinquished by: (Signature) | Date | Time | Received by: (Signature) | Date | Time |
| | | | | | |
| Relinquished by: (Signature) | Date | Time | Received for Laboratory: (Signature) | Date | Time |
| | | | [signature] | 3/11/26 | 6.55 |

| Sample Disposal Method: | Disposed of by: (Signature) | Date | Time |
|---|---|---|---|
| | | | |

| Sample Collector | Analytical Laboratory |
|---|---|
| RES Environmental Inc.<br>865 Via Lata • Colton, California 92324<br>(909) 422-1001 Fax (909) 422-0707 | Atman |

# TABLE 3

AtmAA Inc.
5107 Douglas Fir Rd., Calabasas, CA 91302 • (818) 223-3277
specialized air assessment laboratory
atmaa.com

**LABORATORY ANALYSIS REPORT**

SCAQMD Rule 1150.1 Components Analysis in Integrated Surface Tedlar Bag Samples

Report Date: March 31, 2026
Client: Waste Connections
Project Name: Chiquita Canyon Landfill
Project Location: Valencia
Project No: 1150.1
Date Received: March 17, 2026
Date Analyzed: March 17-19, 2026

| AtmAA Lab No. | 20766-1 | 20766-2 |
|---|---|---|
| Sample I.D. | ISS Grid 78 | ISS Grid 173 |
| Components | *(Concentration in ppmv)* | |
| Methane | 48.1 | 44.0 |
| Ethane | <1 | <1 |
| TGNMO | 1.07 | 1.05 |
| | *(Concentration in ppbv)* | |
| Hydrogen sulfide | <30 | <30 |
| Benzene | 0.46 | 4.05 |
| Benzyl chloride | <0.18 | <0.18 |
| Chlorobenzene | <0.15 | <0.15 |
| Dichlorobenzenes* | <0.25 | <0.25 |
| 1,1-dichloroethane | <0.15 | <0.15 |
| 1,2-dichloroethane | <0.15 | <0.15 |
| 1,1-dichloroethylene | <0.15 | <0.15 |
| Dichloromethane | <0.30 | <0.30 |
| 1,2-dibromoethane | <0.10 | <0.10 |
| Perchloroethylene | <0.10 | <0.10 |
| Carbon tetrachloride | <0.16 | <0.16 |
| Toluene | 1.29 | 1.24 |
| 1,1,1-trichloroethane | <0.10 | <0.10 |
| Trichloroethene | <0.10 | <0.10 |
| Chloroform | <0.10 | <0.10 |
| Vinyl chloride | <0.10 | <0.10 |
| m+p-xylenes | 0.64 | 0.67 |
| o-xylene | 0.24 | 0.23 |

*Methane, ethane, and total gaseous non-methane organics (TGNMO) were measured by flame ionization detection/total combustion analysis (FID/TCA) Method 25*
*Ethane and TGNMO are reported as ppmvC*
*Toxic air contaminants (TAC) compounds were analyzed by GC/MS, EPA TO-15*
*Hydrogen sulfide was analyzed by SCD/GC, SCAQMD 307.91*
** total amount containing meta, para, and ortho isomers*

*Brian W. Fung*
*Laboratory Director*

TABLE 3

## CHAIN OF CUSTODY RECORD

| Client/Project Name | Project Location | ANALYSES |
|---|---|---|
| Chiquita Canyon Landfill | Valencia | |
| **Project No.** | **Field Logbook No.** | |
| 1150.1 | | |
| **Sampler: (Print)** | **(Signature)** | **No. Of Containers** |
| Stephen Borchers | | 2 |

| Sample No./ Identification | Date | Time | Lab Sample Number | Type of Sample | Methane | TNMHC | TAC | | | Remarks |
|---|---|---|---|---|---|---|---|---|---|---|
| Grid 78 | 3-16-26 | 0935-0940 | 20766-1 | 10 L Bag ISS | X | X | X | | | |
| Grid 173 | 3-16-26 | 0935-0900 | -2 | 10 L Bag ISS | X | X | X | | | |
| | | | | | | | | | | |
| | | | | | | | | | | |
| | | | | | | | | | | |
| | | | | | | | | | | |
| | | | | | | | | | | |
| | | | | | | | | | | |

| | Date | Time | | Date | Time |
|---|---|---|---|---|---|
| **Relinquished by: (Signature)** | 3-17-26 | 0806 | **Received by: (Signature)** | | |
| **Relinquished by: (Signature)** | | | **Received by: (Signature)** | | |
| **Relinquished by: (Signature)** | | | **Received for Laboratory: (Signature)** | 3/17/26 | 8:06 |
| **Sample Disposal Method:** | | | **Disposed of by: (Signature)** | | |

**Sample Collector**

RES Environmental Inc.
865 Via Lata • Colton, California 92324
(909) 422-1001 Fax (909) 422-0707

**Analytical Laboratory**

Atmaa

# TABLE 4

## Ambient Air Sampling Results

# TABLE 4

AtmAA Inc.
5107 Douglas Fir Rd., Calabasas, CA 91302 • (818) 223-3277
specialized air assessment laboratory
atmaa.com

**LABORATORY ANALYSIS REPORT**

SCAQMD Rule 1150.1 Components Analysis in Ambient Air Tedlar Bag Samples

Report Date: March 10, 2026
Client: Waste Connections
Project Name: Chiquita Canyon Landfill
Date Received: February 27, 2026
Date Analyzed: February 27-28, 2026

| AtmAA Lab No.: | 20586-1 | 20586-2 | 20586-3 | 20586-4 |
|---|---|---|---|---|
| Sample I.D.: | Ambient Air AA-1 | Ambient Air AA-2 | Ambient Air AA-3 | Ambient Air AA-4 |
| Components | *(Concentration in ppmv)* | | | |
| Methane | 1.90 | 2.45 | 4.62 | 1.71 |
| Ethane | <1 | <1 | <1 | <1 |
| TGNMO | 1.04 | 1.01 | 1.06 | 1.05 |
| | *(Concentration in ppbv)* | | | |
| Hydrogen sulfide | <30 | <30 | <30 | <30 |
| Benzene | 0.13 | 0.11 | 0.12 | <0.08 |
| Benzyl chloride | <0.18 | <0.18 | <0.18 | <0.18 |
| Chlorobenzene | <0.15 | <0.15 | <0.15 | <0.15 |
| Dichlorobenzenes* | <0.25 | <0.25 | <0.25 | <0.25 |
| 1,1-dichloroethane | <0.15 | <0.15 | <0.15 | <0.15 |
| 1,2-dichloroethane | <0.15 | <0.15 | <0.15 | <0.15 |
| 1,1-dichloroethylene | <0.15 | <0.15 | <0.15 | <0.15 |
| Dichloromethane | <0.30 | <0.30 | <0.30 | <0.30 |
| 1,2-dibromoethane | <0.10 | <0.10 | <0.10 | <0.10 |
| Perchloroethylene | <0.10 | <0.10 | <0.10 | <0.10 |
| Carbon tetrachloride | <0.16 | <0.16 | <0.16 | <0.16 |
| Toluene | 0.23 | 0.20 | 0.18 | <0.13 |
| 1,1,1-trichloroethane | <0.10 | <0.10 | <0.10 | <0.10 |
| Trichloroethene | <0.10 | <0.10 | <0.10 | <0.10 |
| Chloroform | <0.10 | <0.10 | <0.10 | <0.10 |
| Vinyl chloride | <0.10 | <0.10 | <0.10 | <0.10 |
| m+p-xylenes | <0.12 | <0.12 | <0.12 | <0.12 |
| o-xylene | <0.12 | <0.12 | <0.12 | <0.12 |

*Methane, ethane, and total gaseous non-methane organics (TGNMO) were measured by flame ionization detection/total combustion analysis (FID/TCA) Method 25*
*Ethane is reported as ppmvC*
*TGNMO is total gaseous non-methane, non-ethane organics reported as ppmvC*
*Toxic air contaminants (TAC) compounds were analyzed by GC/MS, EPA TO-15*
*Hydrogen sulfide was analyzed by SCD/GC, SCAQMD 307.91*
** total amount containing meta, para, and ortho isomers*

*Brian W. Fung*
*Laboratory Director*

# TABLE 4

QUALITY ASSURANCE SUMMARY
*(Repeat Analyses)*

Project Name: Chiquita Canyon Landfill
Date Received: February 27, 2026
Date Analyzed: February 27-28, 2026

| Components | Sample ID | Repeat Analysis Run #1 | Repeat Analysis Run #2 | Mean Conc. | % RPD |
|---|---|---|---|---|---|
| | | *(Concentration in ppmv)* | | | |
| Methane | AA-1 | 1.91 | 1.89 | 1.90 | 1.1 |
| Ethane | AA-1 | <1 | <1 | --- | --- |
| TGNMO | AA-1 | 1.05 | 1.03 | 1.04 | 1.9 |
| | | *(Concentration in ppbv)* | | | |
| Hydrogen sulfide | AA-1 | <30 | <30 | --- | --- |
| Benzene | AA-1 | 0.13 | 0.13 | 0.13 | 0.00 |
| Benzyl chloride | AA-1 | <0.18 | <0.18 | --- | --- |
| Chlorobenzene | AA-1 | <0.15 | <0.15 | --- | --- |
| Dichlorobenzenes | AA-1 | <0.25 | <0.25 | --- | --- |
| 1,1-dichloroethane | AA-1 | <0.15 | <0.15 | --- | --- |
| 1,2-dichloroethane | AA-1 | <0.15 | <0.15 | --- | --- |
| 1,1-dichloroethylene | AA-1 | <0.15 | <0.15 | --- | --- |
| Dichloromethane | AA-1 | <0.30 | <0.30 | --- | --- |
| 1,2-dibromoethane | AA-1 | <0.10 | <0.10 | --- | --- |
| Perchloroethylene | AA-1 | <0.10 | <0.10 | --- | --- |
| Carbon tetrachloride | AA-1 | <0.16 | <0.16 | --- | --- |
| Toluene | AA-1 | 0.23 | 0.23 | 0.23 | 0.00 |
| 1,1,1-trichloroethane | AA-1 | <0.10 | <0.10 | --- | --- |
| Trichloroethene | AA-1 | <0.10 | <0.10 | --- | --- |
| Chloroform | AA-1 | <0.10 | <0.10 | --- | --- |
| Vinyl chloride | AA-1 | <0.10 | <0.10 | --- | --- |
| m+p-xylenes | AA-1 | <0.12 | <0.12 | --- | --- |
| o-xylene | AA-1 | <0.12 | <0.12 | --- | --- |

*Four Tedlar bag samples, laboratory numbers 20586-(1-4), were analyzed for SCAQMD Rule 1150.1 components, methane, and total gaseous non-methane organics (TGNMO). Agreement between repeat analyses is a measure of precision and is shown above in the column "% RPD". The average % RPD from four Tedlar bag samples is 0.74%.*





TABLE 4

## CHAIN OF CUSTODY RECORD

| Client/Project Name | Project Location | ANALYSES |
|---|---|---|
| Chiquita Canyon Landfill | Valencia, CA | |
| **Project No.** | **Field Logbook No.** | |
| **Sampler: (Print)** Charles Roberts | **(Signature)** C Rob | **No. Of Containers** 4 |

| Sample No./ Identification | Date | Time | Lab Sample Number | Type of Sample | TOC | TAC | | | | Remarks |
|---|---|---|---|---|---|---|---|---|---|---|
| AA-1 | 2-25-26 | 0900 - 2100 | 20566-1 | Ambient Air | X | X | | | | |
| AA-2 | 2-25-26 | 0900 - 2100 | -2 | ↓ | X | X | | | | |
| AA-3 | 2-25/26-26 | 2100 - 0900 | -3 | ↓ | X | X | | | | |
| AA-4 | 2-25/26-26 | 2100 - 0900 | -4 | ↓ | X | X | | | | |
| | | | | | | | | | | |
| | | | | | | | | | | |
| | | | | | | | | | | |
| | | | | | | | | | | |

| Relinquished by: (Signature) | Date | Time | Received by: (Signature) | Date | Time |
|---|---|---|---|---|---|
| C Rob | 2-27-26 | 0700 | | | |
| **Relinquished by: (Signature)** | **Date** | **Time** | **Received by: (Signature)** | **Date** | **Time** |
| | | | | | |
| **Relinquished by: (Signature)** | **Date** | **Time** | **Received for Laboratory: (Signature)** | **Date** | **Time** |
| | | | B Eng | 2/27/26 | 7:00 |
| **Sample Disposal Method:** | **Disposed of by: (Signature)** | | | **Date** | **Time** |
| | | | | | |

**Sample Collector**

RES Environmental Inc.
865 Via Lata • Colton, California 92324
(909) 422-1001 Fax (909) 422-0707

**Analytical Laboratory**

ATMAA Inc.

# TABLE 5

## One Day Ambient Air Wind Rose

**TABLE 5**

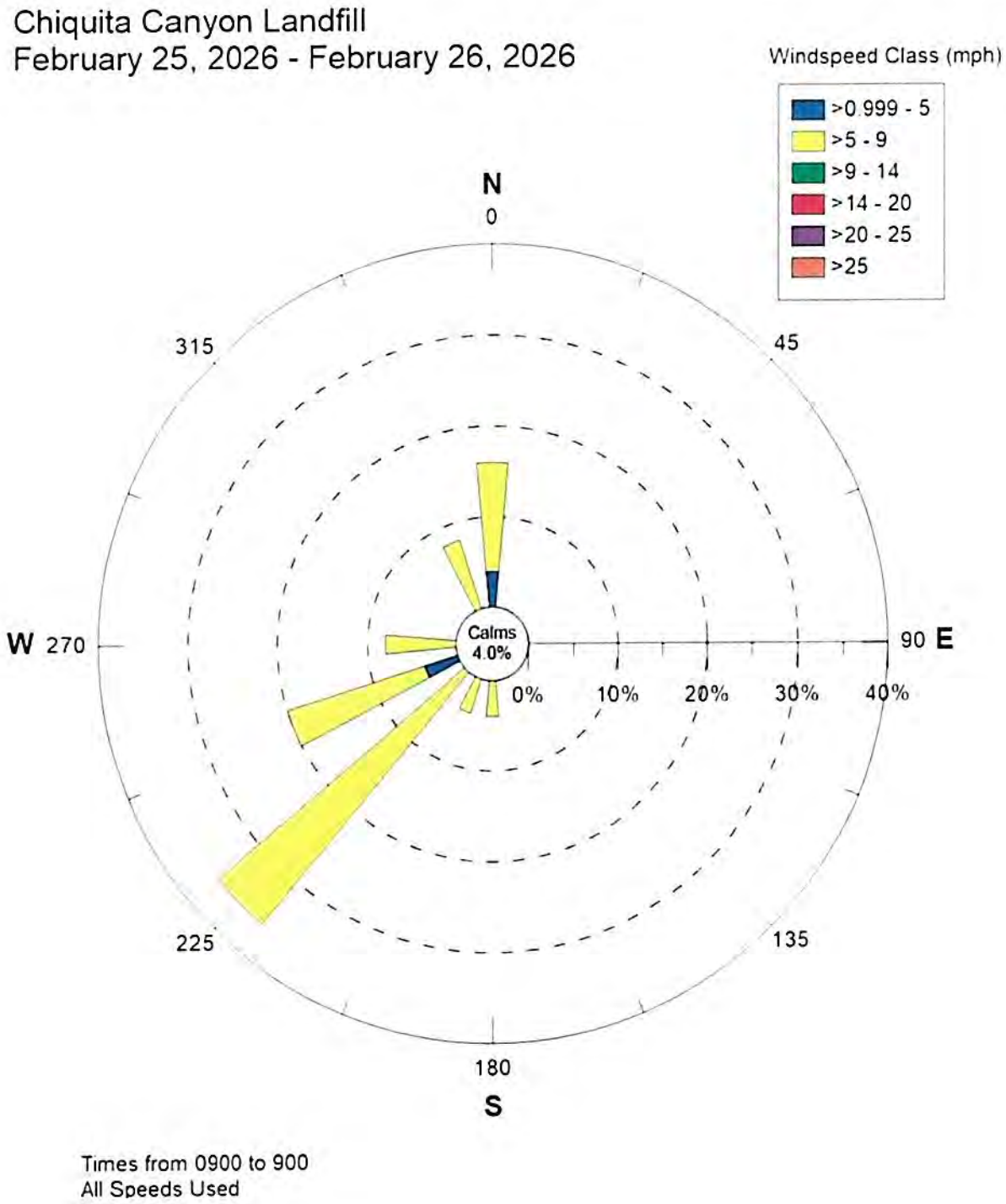
Chiquita Canyon Landfill
February 25, 2026 - February 26, 2026
Windspeed Class (mph)
>0.999 - 5
>5 - 9
>9 - 14
>14 - 20
>20 - 25
>25
N
0
45
90 E
135
180
S
225
270 W
315
Calms
4.0%
0%
10%
20%
30%
40%
Times from 0900 to 900
All Speeds Used

Chiquita Canyon Landfill

Wind Direction in Degrees and Wind Speed in MPH for FEBRUARY 25 to 26, 2026

| HOUR | 01 | | 02 | | 03 | | 04 | | 05 | | 06 | | 07 | | 08 | | 09 | | 10 | | 11 | | 12 | | 13 | |
|---|---|---|---|---|---|---|---|---|---|---|---|---|---|---|---|---|---|---|---|---|---|---|---|---|---|---|
| DAY | DDD | VV.V | DDD | VV.V | DDD | VV.V | DDD | VV.V | DDD | VV.V | DDD | VV.V | DDD | VV.V | DDD | VV.V | DDD | VV.V | DDD | VV.V | DDD | VV.V | DDD | VV.V | DDD | VV.V |
| 01 | | | | | | | | | | | | | | | | | | | | | | | | | | |
| 02 | | | | | | | | | | | | | | | | | | | | | | | | | | |
| 03 | | | | | | | | | | | | | | | | | | | | | | | | | | |
| 04 | | | | | | | | | | | | | | | | | | | | | | | | | | |
| 05 | | | | | | | | | | | | | | | | | | | | | | | | | | |
| 06 | | | | | | | | | | | | | | | | | | | | | | | | | | |
| 07 | | | | | | | | | | | | | | | | | | | | | | | | | | |
| 08 | | | | | | | | | | | | | | | | | | | | | | | | | | |
| 09 | | | | | | | | | | | | | | | | | | | | | | | | | | |
| 10 | | | | | | | | | | | | | | | | | | | | | | | | | | |
| 11 | | | | | | | | | | | | | | | | | | | | | | | | | | |
| 12 | | | | | | | | | | | | | | | | | | | | | | | | | | |
| 13 | | | | | | | | | | | | | | | | | | | | | | | | | | |
| 14 | | | | | | | | | | | | | | | | | | | | | | | | | | |
| 15 | | | | | | | | | | | | | | | | | | | | | | | | | | |
| 16 | | | | | | | | | | | | | | | | | | | | | | | | | | |
| 17 | | | | | | | | | | | | | | | | | | | | | | | | | | |
| 18 | | | | | | | | | | | | | | | | | | | | | | | | | | |
| 19 | | | | | | | | | | | | | | | | | | | | | | | | | | |
| 20 | | | | | | | | | | | | | | | | | | | | | | | | | | |
| 21 | | | | | | | | | | | | | | | | | | | | | | | | | | |
| 22 | | | | | | | | | | | | | | | | | | | | | | | | | | |
| 23 | | | | | | | | | | | | | | | | | | | | | | | | | | |
| 24 | | | | | | | | | | | | | | | | | | | | | | | | | | |
| 25 | | | | | | | | | | | | | | | | | 245 | 06.0 | 247 | 06.0 | 262 | 05.1 | 236 | 07.7 | 262 | 08.5 |
| 26 | 355 | 06.0 | 329 | 05.1 | 343 | 07.7 | 230 | 07.7 | 221 | 08.5 | 250 | 08.5 | 223 | 05.1 | 229 | 06.0 | 187 | 08.5 | | | | | | | | |
| 27 | | | | | | | | | | | | | | | | | | | | | | | | | | |
| 28 | | | | | | | | | | | | | | | | | | | | | | | | | | |
| MEAN | 355 | 06.0 | 329 | 05.1 | 343 | 07.7 | 230 | 07.7 | 221 | 08.5 | 250 | 08.5 | 223 | 05.1 | 229 | 06.0 | 216 | 07.3 | 247 | 06.0 | 262 | 05.1 | 236 | 07.7 | 262 | 08.5 |
| MX SPD | 355 | 06.0 | 329 | 05.1 | 343 | 07.7 | 230 | 07.7 | 221 | 08.5 | 250 | 08.5 | 223 | 05.1 | 229 | 06.0 | 187 | 08.5 | 247 | 06.0 | 262 | 05.1 | 236 | 07.7 | 262 | 08.5 |
| MN SPD | 355 | 06.0 | 329 | 05.1 | 343 | 07.7 | 230 | 07.7 | 221 | 08.5 | 250 | 08.5 | 223 | 05.1 | 229 | 06.0 | 245 | 06.0 | 247 | 06.0 | 262 | 05.1 | 236 | 07.7 | 262 | 08.5 |

DAILY MEANS REQUIRE 75% VALID DATA
MISSING DATA DENOTED BY BLANKS

DDD = Direction from which the wind is blowing, in degrees
VV.V = Wind Speed in MPH



TABLE 5

Wind Direction in Degrees and Wind Speed in MPH for: FEBRUARY 25 to 26, 2020 PAGE 2

| HOUR | 14 | 15 | 16 | 17 | 18 | 19 | 20 | 21 | 22 | 23 | 24 | MEAN | MX SPD | MX SPD |
|---|---|---|---|---|---|---|---|---|---|---|---|---|---|---|
| DAY | DDD VV.V | DDD VV.V | DDD VV.V | DDD VV.V | DDD VV.V | DDD VV.V | DDD VV.V | DDD VV.V | DDD VV.V | DDD VV.V | DDD VV.V | DDD VV.V | DDD VV.V | DDD VV.V |
| 01 | | | | | | | | | | | | | | |
| 02 | | | | | | | | | | | | | | |
| 03 | | | | | | | | | | | | | | |
| 04 | | | | | | | | | | | | | | |
| 05 | | | | | | | | | | | | | | |
| 06 | | | | | | | | | | | | | | |
| 07 | | | | | | | | | | | | | | |
| 08 | | | | | | | | | | | | | | |
| 09 | | | | | | | | | | | | | | |
| 10 | | | | | | | | | | | | | | |
| 11 | | | | | | | | | | | | | | |
| 12 | | | | | | | | | | | | | | |
| 13 | | | | | | | | | | | | | | |
| 14 | | | | | | | | | | | | | | |
| 15 | | | | | | | | | | | | | | |
| 16 | | | | | | | | | | | | | | |
| 17 | | | | | | | | | | | | | | |
| 18 | | | | | | | | | | | | | | |
| 19 | | | | | | | | | | | | | | |
| 20 | | | | | | | | | | | | | | |
| 21 | | | | | | | | | | | | | | |
| 22 | | | | | | | | | | | | | | |
| 23 | | | | | | | | | | | | | | |
| 24 | | | | | | | | | | | | | | |
| 25 | 222 06.8 | 209 08.5 | 229 08.5 | 216 08.5 | 223 08.4 | 243 02.5 | 243 00.9 | 258 05.1 | 350 04.3 | 354 05.1 | | | 262 08.5 | 243 00.9 |
| 26 | | | | | | | | | | | 355 07.7 | | 221 08.5 | 209 08.5 |
| 27 | | | | | | | | | | | | | | |
| 28 | | | | | | | | | | | | | | |
| MEAN | 222 06.8 | 209 08.5 | 229 08.5 | 216 08.5 | 223 08.4 | 243 02.5 | 243 00.9 | 258 05.1 | 350 04.3 | 354 05.1 | 355 07.7 | 253 06.5 | | |
| MX SPD | 222 06.8 | 209 08.5 | 229 08.5 | 216 08.5 | 223 08.4 | 243 02.5 | 243 00.9 | 258 05.1 | 350 04.3 | 354 05.1 | 355 07.7 | | 262 08.5 | |
| MN SPD | 222 06.8 | 209 08.5 | 229 08.5 | 216 08.5 | 223 08.4 | 243 02.5 | 243 00.9 | 258 05.1 | 350 04.3 | 354 05.1 | 355 07.7 | | | 243 00.9 |

POSSIBLE NUMBER OF OBSERVATIONS = 25 TOTAL NUMBER OF OBSERVATIONS = 25 DATA RECOVERY RATE = 100%

MONTHLY MEAN = 253 06.5 MAXIMUM WIND SPEED WAS 8.5MPH AT 262DEGREES ON 2/25 AT 1300

DAILY MEANS REQUIRE 75% VALID DATA
MISSING DATA DENOTED BY BLANKS

DDD = Direction from which the wind is blowing, in degrees
VV.V = Wind Speed in MPH



TABLE 5

Chiquita Canyon Landfill
Joint Frequency Distribution
Times from 0900 to 900, All Speeds Used, All Stabilities Used

| Wind Direction | Wind Speed (MPH) 1-5 | 5.1-9 | 9.1-14 | 14.1-20 | 20.1-25 | Over 25 | Total | Avg Speed |
|---|---|---|---|---|---|---|---|---|
| N | 4.0 | 12.0 | .0 | .0 | .0 | .0 | 16.0 | 5.7 |
| NNE | .0 | .0 | .0 | .0 | .0 | .0 | .0 | .0 |
| NE | .0 | .0 | .0 | .0 | .0 | .0 | .0 | .0 |
| ENE | .0 | .0 | .0 | .0 | .0 | .0 | .0 | .0 |
| E | .0 | .0 | .0 | .0 | .0 | .0 | .0 | .0 |
| ESE | .0 | .0 | .0 | .0 | .0 | .0 | .0 | .0 |
| SE | .0 | .0 | .0 | .0 | .0 | .0 | .0 | .0 |
| SSE | .0 | .0 | .0 | .0 | .0 | .0 | .0 | .0 |
| S | .0 | 4.0 | .0 | .0 | .0 | .0 | 4.0 | 8.5 |
| SSW | .0 | 4.0 | .0 | .0 | .0 | .0 | 4.0 | 8.5 |
| SW | .0 | 36.0 | .0 | .0 | .0 | .0 | 36.0 | 7.5 |
| WSW | 4.0 | 16.0 | .0 | .0 | .0 | .0 | 20.0 | 5.8 |
| W | .0 | 8.0 | .0 | .0 | .0 | .0 | 8.0 | 6.8 |
| WNW | .0 | .0 | .0 | .0 | .0 | .0 | .0 | .0 |
| NW | .0 | .0 | .0 | .0 | .0 | .0 | .0 | .0 |
| NNW | .0 | 8.0 | .0 | .0 | .0 | .0 | 8.0 | 6.4 |
| Calm | | | | | | | 4.0 | |
| Total | 8.0 | 88.0 | .0 | .0 | .0 | .0 | 100.0 | 6.7 |

Data spans February 25, 2026 at 900 to February 26, 2026 at 900 (25 valid cases)

# TABLE 6

## Landfill Gas Sampling Results

# TABLE 6

AtmAA Inc.
5107 Douglas Fir Rd., Calabasas, CA 91302 • (818) 223-3277
specialized air assessment laboratory
atmaa.com

## LABORATORY ANALYSIS REPORT

SCAQMD Rule 1150.1 Components Analysis in Landfill Gas Tedlar Bag Sample

Report Date: April 9, 2026
Client: Waste Connections
Project Name: Chiquita Canyon Landfill
Project No.: 1150.1
Date Received: March 25, 2026
Date Analyzed: March 25-26, 2026

| | |
|---|---|
| AtmAA Lab No.: | 20846-1 |
| Sample I.D.: | Raw Gas Flare 1 |
| Components | *(Concentration in %,v)* |
| Nitrogen | 23.17 |
| Oxygen | 4.65 |
| Methane | 33.49 |
| Carbon dioxide | 37.65 |
| | *(Concentration in ppmv)* |
| Ethane | 67.4 |
| TGNMO | 17450 |
| Hydrogen sulfide | 147 |
| | *(Concentration in ppbv)* |
| Benzene | 74450 |
| Benzyl chloride | <1800 |
| Chlorobenzene | <1650 |
| Dichlorobenzenes* | <2600 |
| 1,1-dichloroethane | <1900 |
| 1,2-dichloroethane | <1900 |
| 1,1-dichloroethylene | <1900 |
| Dichloromethane | <4350 |
| 1,2-dibromoethane | <1000 |
| Perchloroethylene | <1150 |
| Carbon tetrachloride | <2400 |
| Toluene | 17350 |
| 1,1,1-trichloroethane | <1200 |
| Trichloroethene | <1400 |
| Chloroform | <1600 |
| Vinyl chloride | <1800 |
| m+p-xylenes | 8825 |
| o-xylene | 2965 |

*Permanent gases were measured by thermal conductivity detection/gas chromatography (TCD/GC) ASTM D1946. The accuracy of permanent gas analysis by TCD/GC is +/- 2%. Actual results are reported. The reported oxygen concentration includes any argon present in the sample. Calibration is based on a standard atmosphere containing 20.95% oxygen and 0.93% argon. Results are reported on a "wet" basis. Ethane and total gaseous non-methane organics (TGNMO) were measured by flame ionization detection/ total combustion analysis (FID/TCA) Method 25. Concentrations are reported as ppmvC. Toxic air contaminants (TAC) compounds were analyzed by GC/MS, EPA TO-15. Hydrogen sulfide was analyzed by SCD/GC, SCAQMD 307.91. * total amount containing meta, para, and ortho isomers.*

Brian W. Fung
Laboratory Director

# TABLE 6

AtmAA Inc
5107 Douglas Fir Rd., Calabasas, CA 91302 • (818) 223-3277
specialized air assessment laboratory
atmaa.com

**LABORATORY ANALYSIS REPORT**

Hydrogen Sulfide and Reduced Sulfur Compounds
Analysis in Landfill Gas Tedlar Bag Sample by Method SCAQMD 307 91

Report Date: April 9, 2026
Client: Waste Connections
Project Name: Chiquita Canyon Landfill
Project No.: 1150.1
Date Received: March 25, 2026
Date Analyzed: March 25, 2026

ANALYSIS DESCRIPTION

*Total sulfur analysis measured by gas chromatography with sulfur chemiluminescence detector (SCD), SCAQMD 307 91*

| | AtmAA Lab No: | 20846-1 |
|---|---|---|
| | Sample I.D.: | Raw Gas Flare 1 |
| Components | | *(Concentration in ppmv)* |
| Hydrogen sulfide | | 147 |
| Carbonyl sulfide | | 0.63 |
| Methyl mercaptan | | 63.3 |
| Ethyl mercaptan | | 0.86 |
| Dimethyl sulfide | | 233 |
| Carbon disulfide | | <0.60 |
| isopropyl mercaptan | | 1.72 |
| t-butyl mercaptan | | <0.60 |
| n-propyl mercaptan | | 2.67 |
| s-Butyl mercaptan | | 3.58 |
| i-Butyl mercaptan | | <0.60 |
| Dimethyl disulfide | | 2.38 |
| Tetrahydrothiophene | | 1.62 |
| Unidentified sulfurs | | 6.69 |
| | | *(Concentration in ppmv, as $H_2S$)* |
| Total Sulfur | | 465.3 |

*Brian W. Fung*
*Laboratory Director*

# TABLE 6

QUALITY ASSURANCE SUMMARY
*(Repeat Analyses)*

Project Name: Chiquita Canyon Landfill
Date Received: March 25, 2026
Date Analyzed: March 25-26, 2026

| Components | Sample ID | Repeat Analysis Run #1 | Repeat Analysis Run #2 | Mean Conc. | % RPD |
|---|---|---|---|---|---|
| | | *(Concentration in %,v)* | | | |
| Nitrogen | Flare 1 | 23.15 | 23.18 | 23.17 | 0.13 |
| Oxygen | Flare 1 | 4.65 | 4.64 | 4.65 | 0.22 |
| Methane | Flare 1 | 33.48 | 33.50 | 33.49 | 0.06 |
| Carbon dioxide | Flare 1 | 37.64 | 37.65 | 37.65 | 0.03 |
| | | *(Concentration in ppmv)* | | | |
| Ethane | Flare 1 | 66.2 | 68.6 | 67.4 | 3.6 |
| TGNMO | Flare 1 | 17400 | 17500 | 17450 | 0.57 |
| | | *(Concentration in ppbv)* | | | |
| Benzene | Flare 1 | 76600 | 72300 | 74450 | 5.8 |
| Benzyl chloride | Flare 1 | <1800 | <1800 | --- | --- |
| Chlorobenzene | Flare 1 | <1650 | <1650 | --- | --- |
| Dichlorobenzenes | Flare 1 | <2600 | <2600 | --- | --- |
| 1,1-dichloroethane | Flare 1 | <1900 | <1900 | --- | --- |
| 1,2-dichloroethane | Flare 1 | <1900 | <1900 | --- | --- |
| 1,1-dichloroethylene | Flare 1 | <1900 | <1900 | --- | --- |
| Dichloromethane | Flare 1 | <4350 | <4350 | --- | --- |
| 1,2-dibromoethane | Flare 1 | <1000 | <1000 | --- | --- |
| Perchloroethylene | Flare 1 | <1150 | <1150 | --- | --- |
| Carbon tetrachloride | Flare 1 | <2400 | <2400 | --- | --- |
| Toluene | Flare 1 | 17600 | 17100 | 17350 | 2.9 |
| 1,1,1-trichloroethane | Flare 1 | <1200 | <1200 | --- | --- |
| Trichloroethene | Flare 1 | <1400 | <1400 | --- | --- |





# TABLE 6

QUALITY ASSURANCE SUMMARY
*(Repeat Analyses)*
*(continued)*

| Components | Sample ID | Repeat Analysis Run #1 | Repeat Analysis Run #2 | Mean Conc. | % RPD |
|---|---|---|---|---|---|
| | | *(Concentration in ppbv)* | | | |
| Chloroform | Flare 1 | <1600 | <1600 | --- | --- |
| Vinyl chloride | Flare 1 | <1800 | <1800 | --- | --- |
| m+p-xylenes | Flare 1 | 9060 | 8590 | 8825 | 5.3 |
| o-xylene | Flare 1 | 3010 | 2920 | 2965 | 3.0 |
| | | *(Concentration in ppmv)* | | | |
| Sulfur Components | | | | | |
| Hydrogen sulfide | Flare 1 | 150 | 143 | 147 | 4.8 |
| Carbonyl sulfide | Flare 1 | 0.64 | 0.62 | 0.63 | 3.2 |
| Methyl mercaptan | Flare 1 | 63.9 | 62.6 | 63.3 | 2.1 |
| Ethyl mercaptan | Flare 1 | 0.87 | 0.84 | 0.86 | 3.5 |
| Dimethyl sulfide | Flare 1 | 236 | 230 | 233 | 2.6 |
| Carbon disulfide | Flare 1 | <0.60 | <0.60 | --- | --- |
| isopropyl mercaptan | Flare 1 | 1.70 | 1.73 | 1.72 | 1.7 |
| t-butyl mercaptan | Flare 1 | <0.60 | <0.60 | --- | --- |
| n-propyl mercaptan | Flare 1 | 2.68 | 2.65 | 2.67 | 1.1 |
| s-Butyl mercaptan | Flare 1 | 3.74 | 3.41 | 3.58 | 9.2 |
| i-Butyl mercaptan | Flare 1 | <0.60 | <0.60 | --- | --- |
| Dimethyl disulfide | Flare 1 | 2.43 | 2.33 | 2.38 | 4.2 |
| Tetrahydrothiophene | Flare 1 | 1.70 | 1.53 | 1.62 | 11 |
| Unidentified sulfurs | Flare 1 | 6.86 | 6.51 | 6.69 | 5.3 |

*One Tedlar bag sample, laboratory number 20846-1, was analyzed for SCAQMD Rule 1150.1 components, permanent gases, total gaseous non-methane organics (TGNMO), and total sulfur compounds. Agreement between repeat analyses is a measure of precision and is shown above in the column "% RPD". The average % RPD from one Tedlar bag sample is 3.3%.*





## CHAIN OF CUSTODY RECORD

| Client/Project Name | Project Location | ANALYSES |
|---|---|---|
| Waste Connections / Chiquita Canyon Landfill | Valencia | |
| **Project No.** | **Field Logbook No.** | |
| 1150.1 | | |
| **Sampler: (Print)** | **(Signature)** | **No. Of Containers** |
| Robert Delgado | | 1 |

| Sample No./ Identification | Date | Time | Lab Sample Number | Type of Sample | Total Sulfur | Permanent Gases | 18.1 Toxic List | TMHC | Remarks |
|---|---|---|---|---|---|---|---|---|---|
| Flare 1 | 3-24-26 | 1125-1155 | 20846-1 | Raw Gas | X | X | X | X | |
| | | | | | | | | | |
| | | | | | | | | | |
| | | | | | | | | | |
| | | | | | | | | | |
| | | | | | | | | | |
| | | | | | | | | | |
| | | | | | | | | | |

| Relinquished by: (Signature) | Date | Time | Received by: (Signature) | Date | Time |
|---|---|---|---|---|---|
| | 3-25-26 | 0705 | | | |
| **Relinquished by: (Signature)** | **Date** | **Time** | **Received by: (Signature)** | **Date** | **Time** |
| | | | | | |
| **Relinquished by: (Signature)** | **Date** | **Time** | **Received for Laboratory: (Signature)** | **Date** | **Time** |
| | | | | 3/25/26 | 7:05 |
| **Sample Disposal Method:** | **Disposed of by: (Signature)** | | | **Date** | **Time** |
| | | | | | |

**Sample Collector**

RES Environmental Inc.
865 Via Lata • Colton, California 92324
(909) 422-1001 Fax (909) 422-0707

**Analytical Laboratory**

ATMAA LAB

TABLE 6

# TABLE 7

## Perimeter Probe Monitoring

# TABLE 7

## Chiquita Canyon Landfill Rule 1150.1 1st Quarter Monitoring Report
## January 2026 Perimeter Probe Monitoring Data Sheet (1-28-26)

| Probe Number | | Time | Date | CH4%(% Vol.) | CO2% | O2% | Bal.% | Evac. Pumps | Pressure (+/- in w.c.) | Comments |
|---|---|---|---|---|---|---|---|---|---|---|
| **Perimeter Probe Monitoring** | | | | | | | | | | |
| GP-A | 10 | 0955 | 1/28/26 | 0.0 | 0.1 | 1.2 | 98.7 | 6 | -2.15 | |
| | 51 | 0957 | 1/28/26 | 0.0 | 0.0 | 1.2 | 98.7 | 19 | -2.16 | |
| | 102 | 0959 | 1/28/26 | 0.0 | 0.1 | 1.2 | 98.7 | 39 | -.03 | |
| | 151.5 | 1001 | 1/28/26 | 0.0 | 0.1 | 1.2 | 98.7 | 95 | -.14 | |
| GP-1R | 26 | 1120 | 1/28/26 | 0.0 | 0.1 | 1.3 | 98.6 | 16 | +.01 | |
| | 38 | 1122 | 1/28/26 | 0.0 | 0.0 | 1.3 | 98.7 | 26 | .0 | |
| | 47 | 1124 | 1/28/26 | 0.0 | 0.0 | 1.3 | 98.7 | 18 | +.02 | |
| GP-2 | 15.5 | 0821 | 1/28/26 | 0.0 | 0.1 | 1.2 | 98.8 | 16 | -.03 | |
| | 44.5 | 0823 | 1/28/26 | 0.0 | 0.0 | 1.2 | 98.8 | 18 | +.06 | |
| | 53 | 0825 | 1/28/26 | 0.0 | 1.6 | 1.1 | 97.3 | 19 | -.13 | |
| GP-5 | 10 | 1106 | 1/28/26 | 0.0 | 2.5 | 1.2 | 96.2 | 6 | +.01 | |
| | 45 | 1108 | 1/28/26 | 0.0 | 0.1 | 1.3 | 98.6 | 18 | .0 | |
| | 93 | 1110 | 1/28/26 | 0.0 | 0.2 | 1.3 | 98.5 | 64 | +.18 | |
| GP-6 | 10 | 1056 | 1/28/26 | 0.0 | 0.6 | 1.3 | 98.1 | 6 | +.01 | |
| | 30 | 1058 | 1/28/26 | 0.0 | 0.7 | 1.2 | 98.1 | 20 | -.05 | |
| | 60 | 1100 | 1/28/26 | 0.0 | 0.1 | 1.3 | 98.6 | 41 | +.26 | |
| GP-7 | 10 | 1049 | 1/28/26 | 0.0 | 0.5 | 1.3 | 98.2 | 6 | +.04 | |
| | 30 | 1051 | 1/28/26 | 0.0 | 0.7 | 1.2 | 98.0 | 20 | -.02 | |
| | 60 | 1053 | 1/28/26 | 0.0 | 0.0 | 1.3 | 98.7 | 41 | -.06 | |
| GP-8 | 10 | 1032 | 1/28/26 | 0.0 | 0.6 | 1.2 | 98.1 | 6 | +.03 | |
| | 60 | 1034 | 1/28/26 | 0.0 | 0.1 | 1.3 | 98.7 | 41 | +.02 | |
| | 120 | 1036 | 1/28/26 | 0.0 | 0.1 | 1.3 | 98.7 | 75 | -.33 | |
| GP-9 | 25 | 1023 | 1/28/26 | 0.0 | 0.1 | 1.2 | 98.7 | 16 | .0 | |
| | 55 | 1025 | 1/28/26 | 0.0 | 0.1 | 1.2 | 98.7 | 20 | +.05 | |
| | 83 | 1027 | 1/28/26 | 0.0 | 0.4 | 1.2 | 98.4 | 51 | +.03 | |
| GP-10 | 22 | 1008 | 1/28/26 | 0.0 | 2.4 | 1.1 | 96.5 | 17 | +.01 | |
| | 37 | 1010 | 1/28/26 | 0.0 | 0.8 | 1.1 | 98.1 | 26 | -.42 | |
| | 63 | 1012 | 1/28/26 | 0.0 | 0.0 | 1.2 | 98.8 | 42 | -.30 | |
| | 87 | 1014 | 1/28/26 | 0.0 | 0.0 | 1.2 | 98.8 | 59 | -.29 | |
| GP-11 | 10 | 0943 | 1/28/26 | 0.0 | 0.2 | 1.2 | 98.6 | 6 | -.56 | |
| | 70 | 0945 | 1/28/26 | 0.0 | 2.2 | 1.1 | 96.7 | 49 | -1.23 | |
| | 141 | 0947 | 1/28/26 | 0.0 | 0.1 | 1.2 | 98.7 | 102 | -1.63 | |
| | 208 | 0949 | 1/28/26 | 0.0 | 0.1 | 1.2 | 98.7 | 137 | -3.72 | |
| GP-12 | 12 | 0929 | 1/28/26 | 0.0 | 0.1 | 1.2 | 98.7 | 4 | -.03 | |
| | 38 | 0931 | 1/28/26 | 0.0 | 0.0 | 1.2 | 98.7 | 26 | -.06 | |
| | 74 | 0933 | 1/28/26 | 0.0 | 0.0 | 1.2 | 98.7 | 50 | +.01 | |
| | 110 | 0935 | 1/28/26 | 0.0 | 0.0 | 1.2 | 98.7 | 75 | -.03 | |
| | 224 | 0937 | 1/28/26 | 0.0 | 0.0 | 1.2 | 98.7 | 171 | -.08 | |

**TABLE 7**

| | | | | | | | | | | |
|---|---|---|---|---|---|---|---|---|---|---|
| GP-13 | 10 | 0903 | 1/28/26 | 0.0 | 0.4 | 1.2 | 98.3 | 6 | -.05 | |
| | 29 | 0905 | 1/28/26 | 0.0 | 1.9 | 1.2 | 96.9 | 19 | -.11 | |
| | 58 | 0908 | 1/28/26 | 0.0 | 8.9 | 0.9 | 90.2 | 39 | -.66 | |
| | 87 | 0913 | 1/28/26 | 6.2 | 9.8 | 0.8 | 83.2 | 59 | -.93 | |
| | 173 | 0922 | 1/28/26 | 0.0 | 0.1 | 1.1 | 98.9 | 109 | -1.16 | |
| GP-14 | 10 | 0834 | 1/28/26 | 0.0 | 0.1 | 1.2 | 98.7 | 6 | -.07 | |
| | 23 | 0836 | 1/28/26 | 0.0 | 0.1 | 1.2 | 98.7 | 15 | -.14 | |
| | 44 | 0838 | 1/28/26 | 0.0 | 1.5 | 1.1 | 97.1 | 30 | -.02 | |
| | 67 | 0840 | 1/28/26 | 0.2 | 5.2 | 0.9 | 93.7 | 46 | -.29 | |
| | 134 | 0843 | 1/28/26 | 0.0 | 6.2 | 0.7 | 93.1 | 92 | -1.47 | |

# TABLE 7

## Chiquita Canyon Landfill Rule 1150.1 1st Quarter Monitoring Report
## January Perimeter Probe Monitoring Data Sheet (1-28-26)

| Probe Number | | Time | Date | CH4%(% Vol.) | CO2% | O2% | Bal.% | Evac. Pumps | Pressure (+/- in w.c.) | Comments |
|---|---|---|---|---|---|---|---|---|---|---|
| **Perimeter Probe Monitoring (1st 10 Day Recheck)** | | | | | | | | | | |
| GP-13 | 10 | | | | | | | 6 | | |
| | 29 | | | | | | | 19 | | |
| | 58 | | | | | | | 39 | | |
| | 87 | 0834 | 2/6/26 | 4.6 | 9.1 | 1.1 | 85.1 | 59 | -.87 | |
| | 173 | | | | | | | 109 | | |
| GP-14 | 10 | | | | | | | 6 | | |
| | 23 | | | | | | | 15 | | |
| | 44 | | | | | | | 30 | | |
| | 67 | | | | | | | 46 | | |
| | 134 | | | | | | | 92 | | |

# TABLE 7

## Chiquita Canyon Landfill Rule 1150.1 1st Quarter Monitoring Report
## February 2026 Perimeter Probe Monitoring Data Sheet (2-23-26)

| Probe Number | | Time | Date | CH4%(% Vol.) | CO2% | O2% | Bal.% | Evac. Pumps | Pressure (+/- in w.c.) | Comments |
|---|---|---|---|---|---|---|---|---|---|---|
| **Perimeter Probe Monitoring** | | | | | | | | | | |
| GP-A | 10 | 0954 | 2/23/26 | 0.0 | 0.0 | 19.3 | 80.7 | 6 | -1.3 | |
| | 51 | 0956 | 2/23/26 | 0.0 | 0.0 | 19.5 | 80.5 | 19 | -1.8 | |
| | 102 | 0959 | 2/23/26 | 0.0 | 0.0 | 19.4 | 80.6 | 39 | -.2 | |
| | 151.5 | 1001 | 2/23/26 | 0.0 | 0.0 | 19.4 | 80.6 | 95 | -1.8 | |
| GP-1R | 26 | 1120 | 2/23/26 | 0.0 | 6.0 | 4.7 | 79.3 | 16 | .0 | |
| | 38 | 1122 | 2/23/26 | 0.0 | 0.3 | 18.6 | 81.1 | 26 | .0 | |
| | 47 | 1124 | 2/23/26 | 0.0 | 0.0 | 19.0 | 81.0 | 18 | .0 | |
| GP-2 | 15.5 | 0737 | 2/23/26 | 0.0 | 06.8 | 14.5 | 78.7 | 16 | -.1 | |
| | 44.5 | 0739 | 2/23/26 | 0.0 | 0.1 | 15.3 | 84.6 | 18 | .0 | |
| | 53 | 0740 | 2/23/26 | 0.0 | 0.1 | 19.5 | 80.4 | 19 | .0 | |
| GP-5 | 10 | 1122 | 2/23/26 | 0.0 | 0.4 | 19.0 | 80.6 | 6 | .0 | |
| | 45 | 1124 | 2/23/26 | 0.0 | 4.2 | 16.2 | 79.6 | 18 | .0 | |
| | 93 | 1126 | 2/23/26 | 0.0 | 0.0 | 18.9 | 81.1 | 64 | .0 | |
| GP-6 | 10 | 1114 | 2/23/26 | 0.0 | 0.5 | 18.7 | 80.8 | 6 | .0 | |
| | 30 | 1116 | 2/23/26 | 0.0 | 0.6 | 18.0 | 81.4 | 20 | .0 | |
| | 60 | 1118 | 2/23/26 | 0.0 | 0.0 | 19.1 | 80.9 | 41 | -.1 | |
| GP-7 | 10 | 1059 | 2/23/26 | 0.0 | 0.3 | 18.8 | 80.9 | 6 | .0 | |
| | 30 | 1101 | 2/23/26 | 0.0 | 0.7 | 18.2 | 81.1 | 20 | .0 | |
| | 60 | 1103 | 2/23/26 | 0.0 | 0.0 | 19.1 | 80.9 | 41 | -.3 | |
| GP-8 | 10 | 1046 | 2/23/26 | 0.0 | 0.8 | 18.7 | 80.5 | 6 | +.2 | |
| | 60 | 1048 | 2/23/26 | 0.0 | 0.0 | 19.1 | 80.9 | 41 | -.7 | |
| | 120 | 1051 | 2/23/26 | 0.0 | 0.0 | 19.1 | 80.9 | 75 | -.3 | |
| GP-9 | 25 | 1034 | 2/23/26 | 0.0 | 0.3 | 18.5 | 81.2 | 16 | +.2 | |
| | 55 | 1036 | 2/23/26 | 0.0 | 0.0 | 19.0 | 81.0 | 20 | -6.2 | |
| | 83 | 1039 | 2/23/26 | 0.0 | 0.0 | 19.1 | 80.9 | 51 | +.2 | |
| GP-10 | 22 | 1008 | 2/23/26 | 0.0 | 1.9 | 17.7 | 80.4 | 17 | .0 | |
| | 37 | 1011 | 2/23/26 | 0.0 | 0.3 | 17.8 | 81.9 | 26 | -.7 | |
| | 63 | 1013 | 2/23/26 | 0.0 | 0.0 | 19.1 | 80.9 | 42 | -.2 | |
| | 87 | 1016 | 2/23/26 | 0.0 | 0.0 | 19.2 | 80.8 | 59 | -.1 | |
| GP-11 | 10 | 0937 | 2/23/26 | 0.0 | 0.0 | 19.5 | 80.5 | 6 | -.4 | |
| | 70 | 0940 | 2/23/26 | 0.0 | 0.6 | 18.9 | 80.5 | 49 | -1.1 | |
| | 141 | 942 | 2/23/26 | 0.0 | 0.0 | 19.4 | 80.6 | 102 | -3.8 | |
| | 208 | 0944 | 2/23/26 | 0.0 | 0.3 | 18.9 | 80.8 | 137 | -4.1 | |
| GP-12 | 12 | 0922 | 2/23/26 | 0.0 | 0.0 | 19.4 | 80.6 | 4 | .0 | |
| | 38 | 0924 | 2/23/26 | 0.0 | 0.0 | 19.5 | 80.5 | 26 | .0 | |
| | 74 | 0926 | 2/23/26 | 0.0 | 0.0 | 19.4 | 80.6 | 50 | .0 | |
| | 110 | 0928 | 2/23/26 | 0.0 | 0.0 | 19.5 | 80.5 | 75 | .0 | |
| | 224 | 0930 | 2/23/26 | 0.0 | 0.0 | 19.5 | 80.5 | 171 | +.1 | |

**TABLE 7**

| | | | | | | | | | | |
|---|---|---|---|---|---|---|---|---|---|---|
| GP-13 | 10 | 0901 | 2/23/26 | 0.0 | 0.3 | 18.6 | 81.1 | 6 | .0 | |
| | 29 | 0903 | 2/23/26 | 0.0 | 1.6 | 17.7 | 80.7 | 19 | .0 | |
| | 58 | 0905 | 2/23/26 | 0.0 | 3.7 | 17.8 | 78.5 | 39 | -1.0 | |
| | 87 | 0909 | 2/23/26 | 2.3 | 7.5 | 9.8 | 80.6 | 59 | -2.1 | |
| | 173 | 0911 | 2/23/26 | 0.0 | 0.0 | 18.4 | 81.6 | 109 | -5.1 | |
| GP-14 | 10 | 0752 | 2/23/26 | 0.0 | 0.1 | 19.0 | 80.9 | 6 | .0 | |
| | 23 | 0754 | 2/23/26 | 0.0 | 0.3 | 19.7 | 80.0 | 15 | .0 | |
| | 44 | 0756 | 2/23/26 | 0.0 | 1.8 | 17.8 | 80.4 | 30 | .0 | |
| | 67 | 0758 | 2/23/26 | 0.0 | 4.8 | 14.3 | 80.9 | 46 | -.1 | |
| | 134 | 0800 | 2/23/26 | 0.0 | 1.3 | 18.4 | 80.3 | 92 | -2.4 | |

# TABLE 7

## Chiquita Canyon Landfill (Title 27) 1st Quarter Monitoring Report
## February 2026 Perimeter Probe Monitoring Data Sheet (2-23-26/2-24-26)

| Probe Number | | Time | Date | CH4%(% Vol.) | CO2% | O2% | Bal.% | Evac. Pumps | Pressure (+/- in w.c.) | Comments |
|---|---|---|---|---|---|---|---|---|---|---|
| **Perimeter Probe Monitoring (Title 27)** | | | | | | | | | | |
| GP-A | 10 | 0954 | 2/23/26 | 0.0 | 0.0 | 19.3 | 80.7 | 6 | -1.3 | |
| | 51 | 0956 | 2/23/26 | 0.0 | 0.0 | 19.5 | 80.5 | 19 | -1.8 | |
| | 102 | 0959 | 2/23/26 | 0.0 | 0.0 | 19.4 | 80.6 | 39 | -.2 | |
| | 151.5 | 1001 | 2/23/26 | 0.0 | 0.0 | 19.4 | 80.6 | 95 | -1.8 | |
| GP-2 | 15.5 | 0737 | 2/23/26 | 0.0 | 6.8 | 14.5 | 78.7 | 16 | -.1 | |
| | 44.5 | 0739 | 2/23/26 | 0.0 | 0.1 | 15.3 | 84.6 | 18 | .0 | |
| | 53 | 0740 | 2/23/26 | 0.0 | 0.1 | 19.5 | 80.4 | 19 | .0 | |
| GP-8 | 10 | 1046 | 2/23/26 | 0.0 | 0.8 | 18.7 | 80.5 | 6 | +.2 | |
| | 60 | 1048 | 2/23/26 | 0.0 | 0.0 | 19.1 | 80.9 | 41 | -.7 | |
| | 120 | 1051 | 2/23/26 | 0.0 | 0.0 | 19.1 | 80.9 | 75 | -.3 | |
| GP-9 | 25 | 1034 | 2/23/26 | 0.0 | 0.3 | 18.5 | 81.2 | 16 | +.2 | |
| | 55 | 1036 | 2/23/26 | 0.0 | 0.0 | 19.0 | 81.0 | 20 | -6.2 | |
| | 83 | 1039 | 2/23/26 | 0.0 | 0.0 | 19.1 | 80.9 | 51 | +.2 | |
| GP-10 | 22 | 1008 | 2/23/26 | 0.0 | 1.9 | 17.7 | 80.4 | 17 | .0 | |
| | 37 | 1011 | 2/23/26 | 0.0 | 0.3 | 17.8 | 81.9 | 26 | -.7 | |
| | 63 | 1013 | 2/23/26 | 0.0 | 0.0 | 19.1 | 80.9 | 42 | -.2 | |
| | 87 | 1016 | 2/23/26 | 0.0 | 0.0 | 19.2 | 80.8 | 59 | -.1 | |
| GP-11 | 10 | 0937 | 2/23/26 | 0.0 | 0.0 | 19.5 | 80.5 | 6 | -.4 | |
| | 70 | 0940 | 2/23/26 | 0.0 | 0.6 | 18.9 | 80.5 | 49 | -1.1 | |
| | 141 | 0942 | 2/23/26 | 0.0 | 0.0 | 19.4 | 80.6 | 102 | -3.8 | |
| | 208 | 0944 | 2/23/26 | 0.0 | 0.3 | 18.9 | 80.8 | 137 | -4.1 | |
| GP-12 | 12 | 0922 | 2/23/26 | 0.0 | 0.0 | 19.4 | 80.6 | 4 | .0 | |
| | 38 | 0924 | 2/23/26 | 0.0 | 0.0 | 19.5 | 80.5 | 20 | .0 | |
| | 74 | 0926 | 2/23/26 | 0.0 | 0.0 | 19.4 | 80.6 | 50 | .0 | |
| | 110 | 0928 | 2/23/26 | 0.0 | 0.0 | 19.5 | 80.5 | 75 | .0 | |
| | 224 | 0930 | 2/23/26 | 0.0 | 0.0 | 19.5 | 80.5 | 171 | +.1 | |
| GP-13 | 10 | 0901 | 2/23/26 | 0.0 | 0.3 | 18.6 | 81.1 | 9 | .0 | |
| | 29 | 0903 | 2/23/26 | 0.0 | 1.6 | 17.7 | 80.7 | 19 | .0 | |
| | 58 | 0905 | 2/23/26 | 0.0 | 3.7 | 17.8 | 78.5 | 39 | -1.0 | |
| | 87 | 0909 | 2/23/26 | 2.3 | 7.3 | 9.8 | 80.6 | 59 | -2.1 | |
| | 173 | 0911 | 2/23/26 | 0.0 | 0.0 | 18.4 | 81.6 | 109 | -5.1 | |
| GP-14 | 10 | 0752 | 2/23/26 | 0.0 | 0.1 | 19.0 | 80.9 | 6 | .0 | |
| | 23 | 0754 | 2/23/26 | 0.0 | 0.3 | 19.7 | 80.0 | 15 | .0 | |
| | 44 | 0756 | 2/23/26 | 0.0 | 1.8 | 17.8 | 80.4 | 30 | .0 | |
| | 67 | 0758 | 2/23/26 | 0.0 | 4.8 | 14.3 | 80.9 | 46 | -.1 | |
| | 134 | 0800 | 2/23/26 | 0.0 | 1.3 | 18.4 | 80.3 | 92 | -2.4 | |
| GP-15 | 10 | 0831 | 2/23/26 | 8.1 | 26.0 | 13.7 | 52.2 | 6 | .0 | |
| | 40 | 0834 | 2/23/26 | 23.6 | 51.9 | 6.9 | 17.6 | 19 | .0 | |

**TABLE 7**

| | | | | | | | | | | |
|---|---|---|---|---|---|---|---|---|---|---|
| | 60 | 0836 | 2/23/26 | 12.1 | 36.8 | 3.6 | 47.5 | 39 | .0 | |
| | 90 | 0838 | 2/23/26 | 17.7 | 36.4 | 6.8 | 39.1 | 59 | .0 | |
| | 115 | 0840 | 2/23/26 | 36.0 | 54.5 | 5.0 | 4.5 | 109 | .0 | |
| GP-16 | 10 | 0853 | 2/24/26 | 0.0 | 1.4 | 11.8 | 86.8 | 4 | .0 | |
| | 85 | 0855 | 2/24/26 | 0.0 | 1.7 | 12.6 | 85.7 | 26 | +.1 | |
| | 154 | 0857 | 2/24/26 | 0.0 | 0.1 | 11.7 | 88.2 | 50 | -.3 | |
| | 210 | 0900 | 2/24/26 | 0.0 | 0.1 | 11.8 | 88.1 | 75 | +.5 | |
| | 255 | 0903 | 2/24/26 | 0.0 | 0.0 | 12.1 | 87.9 | 171 | +.2 | |
| GP-17 | 10 | 0838 | 2/24/26 | 0.0 | 0.9 | 12.2 | 86.9 | 4 | -.2 | |
| | 55 | 0840 | 2/24/26 | 0.0 | 0.3 | 12.4 | 87.3 | 26 | -.1 | |
| | 105 | 0842 | 2/24/26 | 0.0 | 0.3 | 12.0 | 87.7 | 50 | -.3 | |
| | 149 | 0844 | 2/24/26 | 0.0 | 0.1 | 11.5 | 88.4 | 75 | -.4 | |
| | 235 | 0847 | 2/24/26 | 0.0 | 0.0 | 12.3 | 87.7 | 121 | -.3 | |
| GP-18 | 10 | 0806 | 2/24/26 | 0.0 | 0.5 | 9.7 | 89.8 | 6 | -.2 | |
| | 38 | 0808 | 2/24/26 | 0.0 | 0.5 | 9.2 | 90.3 | 9 | -.3 | |
| | 58 | 0810 | 2/24/26 | 0.0 | 0.6 | 8.6 | 90.8 | 39 | -.03 | |
| | 86 | 0813 | 2/24/26 | 0.0 | 0.0 | 8.6 | 91.4 | 59 | +.1 | |
| | 115 | 0815 | 2/24/26 | 0.0 | 0.2 | 8.7 | 91.1 | 109 | -1.3 | |
| GP-19 | 10 | 1128 | 2/23/26 | 0.0 | 5.8 | 16.9 | 77.3 | 6 | .0 | |
| | 84 | 1130 | 2/23/26 | 0.0 | 11.0 | 9.0 | 80.0 | 41 | .0 | |
| | 116 | 1132 | 2/23/26 | 0.0 | 6.3 | 13.7 | 80.0 | 73 | .0 | |
| GP-20 | 60 | 1025 | 2/24/26 | 0.0 | 11.1 | 10.6 | 78.3 | 6 | +.1 | |
| | 105 | 1027 | 2/24/26 | 0.0 | 11.5 | 9.9 | 78.6 | 41 | +.2 | |
| | 173 | 1029 | 2/24/26 | 0.0 | 8.0 | 12.0 | 80.0 | 73 | +.3 | |
| GP-21 | 10 | 1017 | 2/24/26 | 0.0 | 0.1 | 13.9 | 86.0 | 6 | .0 | |
| | 90 | 1019 | 2/24/26 | 0.0 | 1.1 | 14.3 | 84.6 | 46 | +.1 | |
| | 232 | 1021 | 2/24/26 | 0.0 | 0.0 | 14.6 | 85.4 | 170 | +.6 | |
| GP-22 | 50 | 1005 | 2/24/26 | 0.0 | 0.6 | 14.2 | 85.2 | 6 | +.1 | |
| | 155 | 1007 | 2/24/26 | 0.0 | 0.2 | 13.9 | 85.9 | 60 | -.1 | |
| | 305 | 1009 | 2/24/26 | 0.0 | 0.0 | 14.4 | 85.6 | 200 | -.3 | |
| GP-23 | 35 | 0954 | 2/24/26 | 0.0 | 0.8 | 13.5 | 85.7 | 6 | .0 | |
| | 77 | 0956 | 2/24/26 | 0.0 | 1.9 | 12.8 | 85.3 | 50 | +.1 | |
| | 132 | 0958 | 2/24/26 | 0.0 | 2.2 | 11.5 | 86.3 | 71 | -.7 | |
| GP-24 | 12 | 0942 | 2/24/26 | 0.0 | 1.4 | 12.9 | 85.7 | 6 | .0 | |
| | 40 | 0945 | 2/24/26 | 0.0 | 2.0 | 12.8 | 85.2 | 19 | -36.6 | |
| | 70 | 0947 | 2/24/26 | 0.0 | 0.1 | 13.3 | 86.6 | 47 | -8.1 | |
| GP-25 | 14 | 0923 | 2/24/26 | 0.0 | 1.0 | 13.3 | 85.7 | 6 | .0 | |
| | 50 | 926 | 2/24/26 | 0.0 | 0.4 | 15.3 | 84.3 | 39 | -3.3 | |
| | 80 | 0928 | 2/24/26 | 0.0 | 0.1 | 12.7 | 87.2 | 52 | -3.4 | |

# TABLE 7

**Chiquita Canyon Landfill (Title 27) 1st Quarter Monitoring Report**
**February 2026 Perimeter Probe Monitoring Data Sheet (2-23-26)**

| Probe Number | | Time | Date | CH4%(% Vol.) | CO2% | O2% | Bal.% | Evac. Pumps | Pressure (+/- in w.c.) | Comments |
|---|---|---|---|---|---|---|---|---|---|---|
| **Perimeter Probe Monitoring (Title 27) (1st 10 Day Recheck)** | | | | | | | | | | |
| GP-15 | 10 | 0937 | 3/5/26 | 5.2 | 29.6 | 12.4 | 52.8 | 6 | -.05 | |
| | 40 | 0959 | 3/5/26 | 19.8 | 48.1 | 4.3 | 27.8 | 19 | -.10 | |
| | 60 | 0941 | 3/5/26 | 12.7 | 34.7 | 2.9 | 49.7 | 39 | -.17 | |
| | 90 | 0943 | 3/5/26 | 18.2 | 35.4 | 7.1 | 39.3 | 59 | -.01 | |
| | 115 | 0945 | 3/5/26 | 26.4 | 39.2 | 3.7 | 30.7 | 109 | -.03 | |
| GP-16 | 10 | | | | | | | 4 | | |
| | 85 | | | | | | | 26 | | |
| | 154 | | | | | | | 50 | | |
| | 210 | | | | | | | 75 | | |
| | 255 | | | | | | | 171 | | |

# TABLE 7

## Chiquita Canyon Landfill (Title 27) 1st Quarter Monitoring Report
## February 2026 Perimeter Probe Monitoring Data Sheet (2-23-26)

| Probe Number | | Time | Date | CH4%(% Vol.) | CO2% | O2% | Bal.% | Evac. Pumps | Pressure (+/- in w.c.) | Comments |
|---|---|---|---|---|---|---|---|---|---|---|
| **Perimeter Probe Monitoring (Title 27) (2nd 10 Day Recheck)** | | | | | | | | | | |
| GP-15 | 10 | 0815 | 3/13/26 | 0.0 | 0.1 | 21.7 | 78.3 | 6 | -.54 | |
| | 40 | 0817 | 3/13/26 | 4.8 | 12.9 | 15.4 | 66.9 | 19 | -.62 | |
| | 60 | 0819 | 3/13/26 | 8.8 | 33.6 | 1.8 | 55.8 | 39 | -3.10 | |
| | 90 | 0821 | 3/13/26 | 0.0 | 0.4 | 21.5 | 78.1 | 59 | -.54 | |
| | 115 | 0823 | 3/13/26 | 0.0 | 0.1 | 21.8 | 78.1 | 109 | -1.31 | |
| GP-16 | 10 | | | | | | | 4 | | |
| | 85 | | | | | | | 26 | | |
| | 154 | | | | | | | 50 | | |
| | 210 | | | | | | | 75 | | |
| | 255 | | | | | | | 171 | | |

# TABLE 7

## Chiquita Canyon Landfill Rule 1150.1 1st Quarter Monitoring Report
## March 2026 Perimeter Probe Monitoring Data Sheet (3-24-26)

| Probe Number | | Time | Date | CH4%(% Vol.) | CO2% | O2% | Bal.% | Evac. Pumps | Pressure (+/- in w.c.) | Comments |
|---|---|---|---|---|---|---|---|---|---|---|
| **Perimeter Probe Monitoring** | | | | | | | | | | |
| GP-A | 10 | 0938 | 3/24/26 | 0.0 | 0.0 | 21.5 | 78.5 | 6 | -2.86 | |
| | 51 | 0941 | 3/24/26 | 0.0 | 0.0 | 21.6 | 78.4 | 19 | -3.06 | |
| | 102 | 0943 | 3/24/26 | 0.0 | 0.0 | 21.7 | 78.3 | 39 | -.31 | |
| | 151.5 | 0945 | 3/24/26 | 0.0 | 0.0 | 21.7 | 78.3 | 95 | -.53 | |
| GP-1R | 26 | 1133 | 3/24/26 | 0.0 | 0.1 | 20.9 | 79.0 | 16 | -.01 | |
| | 38 | 1135 | 3/24/26 | 0.0 | 0.1 | 21.0 | 78.9 | 26 | -.01 | |
| | 47 | 1137 | 3/24/26 | 0.0 | 0.1 | 21.1 | 78.8 | 18 | -.01 | |
| GP-2 | 15.5 | 0755 | 3/24/26 | 0.0 | 1.3 | 19.3 | 79.3 | 16 | -.01 | |
| | 44.5 | 0757 | 3/24/26 | 0.0 | 0.1 | 21.4 | 78.6 | 18 | -.02 | |
| | 53 | 0759 | 3/24/26 | 0.0 | 0.0 | 21.4 | 78.5 | 19 | -.05 | |
| GP-5 | 10 | 1117 | 3/24/26 | 0.0 | 0.9 | 20.6 | 78.4 | 6 | +.01 | |
| | 45 | 1119 | 3/24/26 | 0.0 | 0.0 | 21.1 | 78.9 | 18 | -.07 | |
| | 93 | 1121 | 3/24/26 | 0.0 | 0.1 | 20.9 | 79.1 | 64 | -.41 | |
| GP-6 | 10 | 1109 | 3/24/26 | 0.0 | 0.7 | 20.7 | 78.6 | 6 | +.01 | |
| | 30 | 1111 | 3/24/26 | 0.0 | 0.6 | 19.6 | 79.7 | 20 | -.04 | |
| | 60 | 1113 | 3/24/26 | 0.0 | 0.1 | 21.2 | 78.7 | 41 | -.24 | |
| GP-7 | 10 | 1101 | 3/24/26 | 0.0 | 0.4 | 21.3 | 78.2 | 6 | -.08 | |
| | 30 | 1103 | 3/24/26 | 0.0 | 0.0 | 21.6 | 78.4 | 20 | -.41 | |
| | 60 | 1105 | 3/24/26 | 0.0 | 0.7 | 20.5 | 78.7 | 41 | -.15 | |
| GP-8 | 10 | 1033 | 3/24/26 | 0.0 | 1.4 | 20.4 | 78.2 | 6 | -.05 | |
| | 60 | 1035 | 3/24/26 | 0.0 | 0.5 | 19.7 | 79.8 | 41 | -.29 | |
| | 120 | 1037 | 3/24/26 | 0.0 | 1.0 | 18.4 | 80.7 | 75 | -.60 | |
| GP-9 | 25 | 1023 | 3/24/26 | 0.0 | 0.0 | 21.8 | 78.2 | 16 | -.34 | |
| | 55 | 1025 | 3/24/26 | 0.0 | 0.0 | 21.8 | 78.1 | 20 | -.16 | |
| | 83 | 1027 | 3/24/26 | 0.0 | 0.0 | 21.9 | 78.1 | 51 | -.04 | |
| GP-10 | 22 | 0951 | 3/24/26 | 0.0 | 1.8 | 20.2 | 78.0 | 17 | -.17 | |
| | 37 | 0953 | 3/24/26 | 0.0 | 1.0 | 18.7 | 80.4 | 26 | -.85 | |
| | 63 | 0955 | 3/24/26 | 0.0 | 0.0 | 21.6 | 78.4 | 42 | -.68 | |
| | 87 | 0957 | 3/24/26 | 0.0 | 0.0 | 21.5 | 78.5 | 59 | -.72 | |
| GP-11 | 10 | 0923 | 3/24/26 | 0.0 | 0.1 | 21.5 | 78.4 | 6 | -.65 | |
| | 70 | 0925 | 3/24/26 | 0.0 | 0.2 | 21.3 | 78.6 | 49 | -1.37 | |
| | 141 | 0928 | 3/24/26 | 0.0 | 0.0 | 21.5 | 78.4 | 102 | -1.07 | |
| | 208 | 0930 | 3/24/26 | 0.0 | 0.5 | 20.8 | 78.8 | 137 | -1.10 | |
| GP-12 | 12 | 0909 | 3/24/26 | 0.0 | 0.0 | 21.6 | 78.3 | 4 | -.01 | |
| | 38 | 0911 | 3/24/26 | 0.0 | 0.0 | 21.7 | 78.3 | 26 | -.02 | |
| | 74 | 0913 | 3/24/26 | 0.0 | 0.0 | 21.6 | 78.3 | 50 | -.06 | |
| | 110 | 0915 | 3/24/26 | 0.0 | 0.0 | 21.7 | 78.3 | 75 | -.01 | |
| | 224 | 0918 | 3/24/26 | 0.0 | 0.0 | 21.6 | 78.3 | 171 | +.05 | |

**TABLE 7**

| | | | | | | | | | | |
|---|---|---|---|---|---|---|---|---|---|---|
| GP-13 | 10 | 0851 | 3/24/26 | 0.0 | 0.4 | 21.4 | 78.2 | 6 | -.05 | |
| | 29 | 0853 | 3/24/26 | 0.0 | 2.2 | 19.7 | 78.1 | 19 | -.11 | |
| | 58 | 0855 | 3/24/26 | 0.0 | 6.7 | 12.7 | 80.6 | 39 | -1.43 | |
| | 87 | 0857 | 3/24/26 | 1.6 | 8.7 | 0.8 | 88.9 | 59 | -1.85 | |
| | 173 | 0859 | 3/24/26 | 0.0 | 0.0 | 21.5 | 78.4 | 109 | -2.85 | |
| GP-14 | 10 | 0825 | 3/24/26 | 0.0 | 0.1 | 21.8 | 78.1 | 6 | -.19 | |
| | 23 | 0827 | 3/24/26 | 0.0 | 1.6 | 19.5 | 79.0 | 15 | -.44 | |
| | 44 | 0829 | 3/24/26 | 0.0 | 0.1 | 21.9 | 78.1 | 30 | -.40 | |
| | 67 | 0831 | 3/24/26 | 0.0 | 3.1 | 15.7 | 81.2 | 46 | -.95 | |
| | 134 | 0833 | 3/24/26 | 0.0 | 2.8 | 15.8 | 81.3 | 92 | -4.53 | |

# TABLE 8

## Probe Analysis

# TABLE 8

AtmAA Inc.
5107 Douglas Fir Rd., Calabasas, CA 91302 • (818) 223-3277
specialized air assessment laboratory
atmaa.com

**LABORATORY ANALYSIS REPORT**

SCAQMD Rule 1150.1 Components Analysis in Tedlar Bag Samples

Report Date: February 13, 2026
Client: Waste Connections
Project Location: Chiquita Canyon Landfill
Project No.: 1150.1
Date Received: January 26, 2026
Date Analyzed: January 28-29, 2026

| | |
|---|---|
| AtmAA Lab No. | 20286-5 |
| Sample I.D. | Probe GP-13-87' |
| Components | *(Concentration in ppmv)* |
| Methane | 62550 |
| Carbon dioxide | 85000 |
| Ethane | <5 |
| TGNMO | 137 |
| Hydrogen sulfide | <0.08 |
| | *(Concentration in ppbv)* |
| Benzene | 1.43 |
| Benzyl chloride | <1.20 |
| Chlorobenzene | <1.20 |
| Dichlorobenzenes* | <1.80 |
| 1,1-dichloroethane | <1.20 |
| 1,2-dichloroethane | <1.20 |
| 1,1-dichloroethylene | <1.25 |
| Dichloromethane | <3.00 |
| 1,2-dibromoethane | <0.80 |
| Perchloroethylene | <0.80 |
| Carbon tetrachloride | <1.50 |
| Toluene | <1.40 |
| 1,1,1-trichloroethane | <1.00 |
| Trichloroethene | <1.00 |
| Chloroform | <1.00 |
| Vinyl chloride | <1.00 |
| m+p-xylenes | <1.20 |
| o-xylene | <1.20 |

*Methane, ethane, and total gaseous non-methane organics (TGNMO) were measured by flame ionization detection/total combustion analysis (FID/TCA) Method 25*
*Ethane and TGNMO are reported as ppmvC*
*Toxic air contaminants (TAC) compounds were analyzed by GC/MS, EPA TO-15*
*Hydrogen sulfide was analyzed by SCD/GC, SCAQMD 307.91*
**total amount containing meta, para, and ortho isomers*

*Brian W. Fung*
*Laboratory Director*

# TABLE 8

QUALITY ASSURANCE SUMMARY
*(Repeat Analyses)*

Project Location: Chiquita Canyon Landfill
Date Received: January 28, 2026
Date Analyzed: January 28-29, 2026

| Components | Sample ID | Repeat Analysis Run #1 | Repeat Analysis Run #2 | Mean Conc. | % RPD |
|---|---|---|---|---|---|
| | | *(Concentration in ppmv)* | | | |
| Methane | GP-13-87' | 62600 | 62500 | 62550 | 0.16 |
| Ethane | GP-13-87' | <5 | <5 | --- | --- |
| TGNMO | GP-13-87' | 138 | 135 | 137 | 2.2 |
| Hydrogen sulfide | GP-13-87' | <0.08 | <0.08 | --- | --- |
| | | *(Concentration in ppbv)* | | | |
| Benzene | GP-13-87' | 1.39 | 1.46 | 1.43 | 4.9 |
| Benzyl chloride | GP-13-87' | <1.20 | <1.20 | --- | --- |
| Chlorobenzene | GP-13-87' | <1.20 | <1.20 | --- | --- |
| Dichlorobenzenes | GP-13-87' | <1.80 | <1.80 | --- | --- |
| 1,1-dichloroethane | GP-13-87' | <1.20 | <1.20 | --- | --- |
| 1,2-dichloroethane | GP-13-87' | <1.20 | <1.20 | --- | --- |
| 1,1-dichloroethylene | GP-13-87' | <1.25 | <1.25 | --- | --- |
| Dichloromethane | GP-13-87' | <3.00 | <3.00 | --- | --- |
| 1,2-dibromoethane | GP-13-87' | <0.80 | <0.80 | --- | --- |
| Perchloroethylene | GP-13-87' | <0.80 | <0.80 | --- | --- |
| Carbon tetrachloride | GP-13-87' | <1.50 | <1.50 | --- | --- |
| Toluene | GP-13-87' | <1.40 | <1.40 | --- | --- |
| 1,1,1-trichloroethane | GP-13-87' | <1.00 | <1.00 | --- | --- |
| Trichloroethene | GP-13-87' | <1.00 | <1.00 | --- | --- |
| Chloroform | GP-13-87' | <1.00 | <1.00 | --- | --- |
| Vinyl chloride | GP-13-87' | <1.00 | <1.00 | --- | --- |
| m+p-xylenes | GP-13-87' | <1.20 | <1.20 | --- | --- |
| o-xylene | GP-13-87' | <1.20 | <1.20 | --- | --- |

*One Tedlar bag sample, laboratory number 20286-5, was analyzed for SCAQMD Rule 1150.1 components, methane, and total gaseous non-methane organics (TGNMO). Agreement between repeat analyses is a measure of precision and is shown above in the column "% RPD". The average % RPD for 3 repeat measurements from one Tedlar bag sample is 2.4%.*





**TABLE 8**

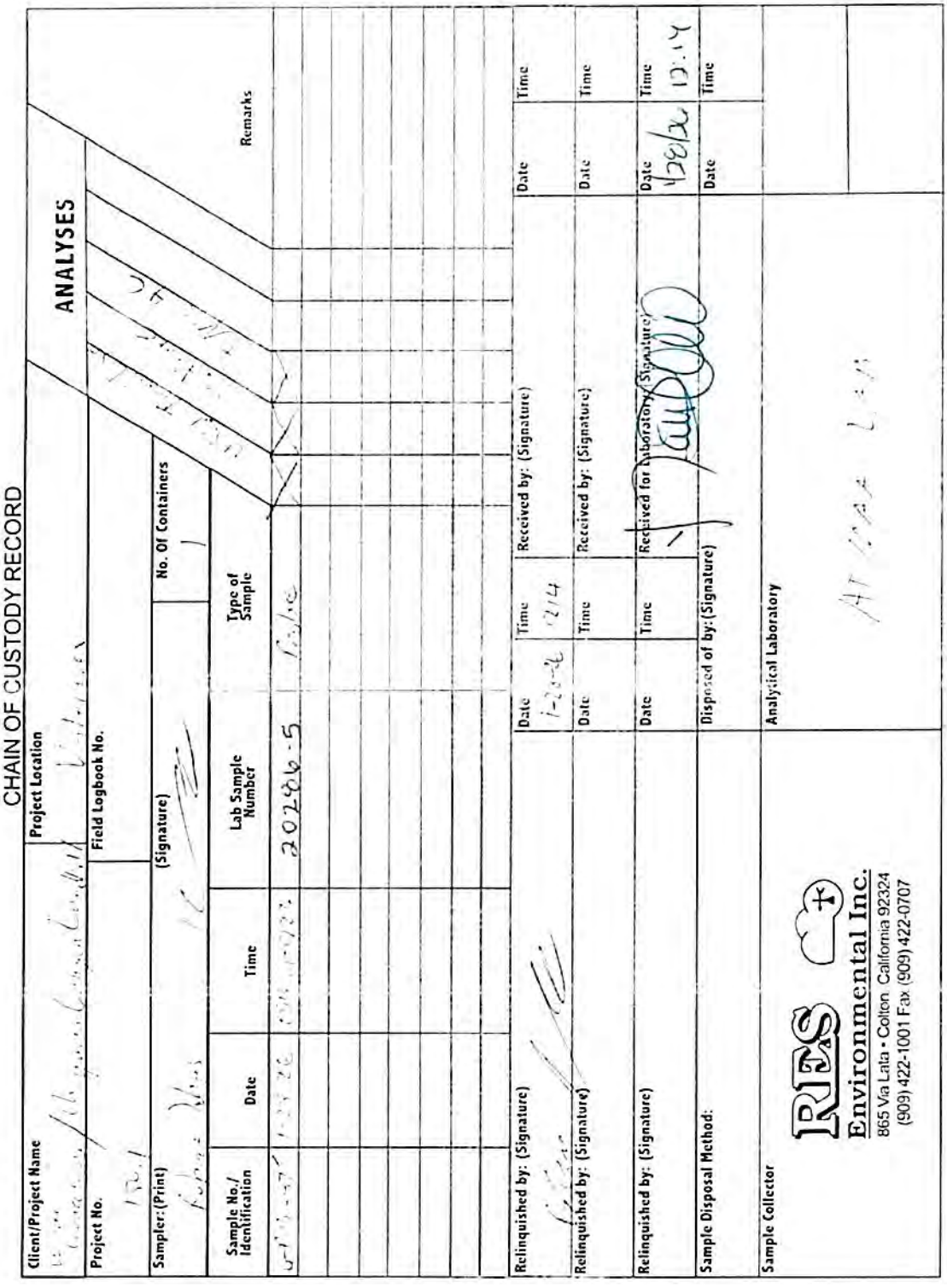

CHAIN OF CUSTODY RECORD

Client/Project Name

Project Location

ANALYSES

Project No.

Field Logbook No.

Sampler: (Print)

(Signature)

No. Of Containers

| Sample No./ Identification | Date | Time | Lab Sample Number | Type of Sample | | | | | | | | | Remarks |
|---|---|---|---|---|---|---|---|---|---|---|---|---|---|
| | | | 202402-5 | | | | | | | | | | |
| | | | | | | | | | | | | | |
| | | | | | | | | | | | | | |
| | | | | | | | | | | | | | |
| | | | | | | | | | | | | | |
| | | | | | | | | | | | | | |
| | | | | | | | | | | | | | |

Relinquished by: (Signature) — Date 1-25-24 — Time 1214 — Received by: (Signature) — Date — Time

Relinquished by: (Signature) — Date — Time — Received by: (Signature) — Date — Time

Relinquished by: (Signature) — Date — Time — Received for Laboratory (Signature) — Date 1/26/24 — Time 10:10

Sample Disposal Method: — Disposed of by: (Signature) — Date — Time

Sample Collector — Analytical Laboratory

RES Environmental Inc.
865 Via Lata • Colton, California 92324
(909) 422-1001 Fax (909) 422-0707

# TABLE 8

AtmAA Inc.
5107 Douglas Fir Rd., Calabasas, CA 91302 • (818) 223-3277
specialized air assessment laboratory
atmaa.com

## LABORATORY ANALYSIS REPORT

SCAQMD Rule 1150.1 Components Analysis in Probe Tedlar Bag Sample

Report Date: March 10, 2026
Client: Waste Connections
Project Name: Chiquita Canyon Landfill
Project No: 1150.1
Date Received: February 24, 2026
Date Analyzed: February 24-25, 2026

| AtmAA Lab No. | 20556-30 | 20556-31 | 20556-32 | 20556-33 | 20556-34 |
|---|---|---|---|---|---|
| Sample I.D. | Probe GP-15/10' | Probe GP-15/40' | Probe GP-15/60' | Probe GP-15/90' | Probe GP-15/115' |
| Components | *(Concentration in ppmv)* | | | | |
| Methane | 67950 | 220500 | 103900 | 146000 | 303200 |
| Carbon dioxide | 254150 | 526100 | 365500 | 368200 | 547300 |
| Ethane | 41.4 | 91.8 | 63.3 | 133 | 276 |
| TGNMO | 831 | 1140 | 1510 | 2780 | 5150 |
| | *(Concentration in ppbv)* | | | | |
| Hydrogen sulfide | <80 | <80 | 542 | <80 | 5475 |
| Benzene | 66 | 1250 | 1040 | 192 | 280 |
| Benzyl chloride | <20 | <20 | <20 | <20 | <20 |
| Chlorobenzene | <20 | <20 | <20 | <20 | <20 |
| Dichlorobenzenes* | <30 | <30 | <30 | <30 | <30 |
| 1,1-dichloroethane | <20 | <20 | <20 | <20 | <20 |
| 1,2-dichloroethane | <20 | <20 | <20 | <20 | <20 |
| 1,1-dichloroethylene | <20 | <20 | <20 | <20 | <20 |
| Dichloromethane | <45 | <45 | <45 | <45 | <45 |
| 1,2-dibromoethane | <15 | <15 | <15 | <15 | <15 |
| Perchloroethylene | <15 | <15 | <15 | <15 | <15 |
| Carbon tetrachloride | <25 | <25 | <25 | <25 | <25 |
| Toluene | 19.8 | 43.5 | 80.3 | 38.8 | 74.1 |
| 1,1,1-trichloroethane | <15 | <15 | <15 | <15 | <15 |
| Trichloroethene | <15 | <15 | <15 | <15 | <15 |
| Chloroform | <15 | <15 | 21.2 | 25.6 | 49.4 |
| Vinyl chloride | <15 | <15 | <15 | 19.8 | 40.3 |
| m+p-xylenes | <20 | <20 | <20 | <20 | 20.8 |
| o-xylene | <20 | <20 | <20 | <20 | <20 |

*Methane was analyzed by thermal conductivity detection/gas chromatography (TCD/GC), ASTM D1946*
*Ethane and total gaseous non-methane organics (TGNMO) were measured by flame ionization detection/ total combustion analysis (FID/TCA) Method 25. Concentrations are reported as ppmvC*
*Toxic air contaminants (TAC) compounds were analyzed by GC/MS, EPA TO-15*
*Hydrogen sulfide was analyzed by SCD/GC, SCAQMD 307.91*
** total amount containing meta, para, and ortho isomers*

*Brian W. Fung*
*Laboratory Director*

# TABLE 8

QUALITY ASSURANCE SUMMARY
*(Repeat Analyses)*

Project Name: Chiquita Canyon Landfill
Date Received: February 24, 2026
Date Analyzed: February 24-25, 2026

| Components | Sample ID | Repeat Analysis Run #1 | Repeat Analysis Run #2 | Mean Conc. | % RPD |
|---|---|---|---|---|---|
| | | *(Concentration in ppmv)* | | | |
| Methane | GP-15/10' | 67800 | 68100 | 67950 | 0.44 |
| Ethane | GP-15/10' | 41.3 | 41.4 | 41.4 | 0.24 |
| TGNMO | GP-15/10' | 836 | 826 | 831 | 1.2 |
| | | *(Concentration in ppbv)* | | | |
| Hydrogen sulfide | GP-15/10' | <80 | <80 | --- | --- |
| | GP-15/60' | 526 | 557 | 542 | 5.7 |
| | GP-15/115' | 5330 | 5620 | 5475 | 5.3 |
| Benzene | GP-15/10' | 73.1 | 59.3 | 66.2 | 21 |
| Benzyl chloride | GP-15/10' | <20 | <20 | --- | --- |
| Chlorobenzene | GP-15/10' | <20 | <20 | --- | --- |
| Dichlorobenzenes | GP-15/10' | <30 | <30 | --- | --- |
| 1,1-dichloroethane | GP-15/10' | <20 | <20 | --- | --- |
| 1,2-dichloroethane | GP-15/10' | <20 | <20 | --- | --- |
| 1,1-dichloroethylene | GP-15/10' | <20 | <20 | --- | --- |
| Dichloromethane | GP-15/10' | <45 | <45 | --- | --- |
| 1,2-dibromoethane | GP-15/10' | <15 | <15 | --- | --- |
| Perchloroethylene | GP-15/10' | <15 | <15 | --- | --- |
| Carbon tetrachloride | GP-15/10' | <25 | <25 | --- | --- |
| Toluene | GP-15/10' | 19.1 | 20.5 | 19.8 | 7.1 |
| 1,1,1-trichloroethane | GP-15/10' | <15 | <15 | --- | --- |
| Trichloroethene | GP-15/10' | <15 | <15 | --- | --- |
| Chloroform | GP-15/10' | <15 | <15 | --- | --- |
| Vinyl chloride | GP-15/10' | <15 | <15 | --- | --- |
| m+p-xylenes | GP-15/10' | <20 | <20 | --- | --- |
| o-xylene | GP-15/10' | <20 | <20 | --- | --- |

*Five Tedlar bag samples, laboratory numbers 20556-(30-34), were analyzed for SCAQMD Rule 1150.1 components, methane, and total gaseous non-methane organics (TGNMO). Agreement between repeat analyses is a measure of precision and is shown above in the column "% RPD". The average % RPD from five Tedlar bag samples is 5.8%.*





TABLE 8

# CHAIN OF CUSTODY RECORD

| | |
|---|---|
| Client/Project Name: Waste Connections / Chiquita Canyon Landfill | Project Location: Valencia |
| Project No.: 1150.1 | Field Logbook No.: |
| Sampler: (Print) Robert Johns | (Signature) [signature] |
| No. Of Containers: 5 | |

ANALYSES

| Sample No./ Identification | Date | Time | Lab Sample Number | Type of Sample | 1150.1 Toxic List | Methane | TAMHC | | | Remarks |
|---|---|---|---|---|---|---|---|---|---|---|
| GP-15 / 10' | 2-23-26 | 0831-0841 | 20556.30 | Probe | X | X | X | | | |
| GP-15 / 40' | 2-23-26 | 0841-0851 | .31 | Probe | X | X | X | | | |
| GP-15 / 60' | 2-23-26 | 0851-0901 | .32 | Probe | X | X | X | | | |
| GP-15 / 90' | 2-23-26 | 0901-0911 | .33 | Probe | X | X | X | | | |
| GP-15 / 115' | 2-23-26 | 0911-0921 | .34 | Probe | X | X | X | | | |
| | | | | | | | | | | |
| | | | | | | | | | | |
| | | | | | | | | | | |

| Relinquished by: (Signature) | Date | Time | Received by: (Signature) | Date | Time |
|---|---|---|---|---|---|
| [signature] | 2-24-26 | 1018 | | | |
| Relinquished by: (Signature) | Date | Time | Received by: (Signature) | Date | Time |
| | | | | | |
| Relinquished by: (Signature) | Date | Time | Received for Laboratory: (Signature) [signature] | Date 2/24/26 | Time 10:18 |
| Sample Disposal Method: | Disposed of by: (Signature) | | | Date | Time |
| | | | | | |

Sample Collector

RES Environmental Inc.
865 Via Lata • Colton, California 92324
(909) 422-1001 Fax (909) 422-0707

Analytical Laboratory: ATMAA LAB

# TABLE 9

## Chiquita Canyon Landfill

## Probe Readings

# Chiquita Canyon Landfill - Monitoring . . obes Data - 01/01/2026 to 03/31/2026

| Point Name | Record Date | CH4 (% by vol) | CO2 (% by vol) | O2 (% by vol) | Bal Gas (% by vol) | Rel Press ("H2O) | Comments |
|---|---|---|---|---|---|---|---|
| GP-2 - 15.5 | 1/28/2026 08:21 | 0.00 | 0.10 | 1.10 | 98.80 | -0.03 | |
| GP-2 - 15.5 | 2/23/2026 07:37 | 0.00 | 6.80 | 14.50 | 78.70 | -1.70 | |
| GP-2 - 15.5 | 3/24/2026 07:55 | 0.00 | 1.30 | 19.30 | 79.40 | -0.01 | |
| GP-2 - 44.5 | 1/28/2026 08:23 | 0.00 | 0.00 | 1.20 | 98.80 | 0.06 | |
| GP-2 - 44.5 | 2/23/2026 07:39 | 0.00 | 0.10 | 15.30 | 84.60 | 0.00 | |
| GP-2 - 44.5 | 3/24/2026 07:57 | 0.00 | 0.10 | 21.40 | 78.50 | -0.02 | |
| GP-2 - 53 | 1/28/2026 08:25 | 0.00 | 1.60 | 1.10 | 97.30 | -0.13 | |
| GP-2 - 53 | 2/23/2026 07:40 | 0.00 | 0.10 | 19.50 | 80.40 | 0.00 | |
| GP-2 - 53 | 3/24/2026 07:59 | 0.00 | 0.00 | 21.40 | 78.60 | -0.05 | |
| GP-5 - 10 | 1/9/2026 09:43 | 0.00 | 2.30 | 18.10 | 79.60 | 0.00 | |
| GP-5 - 10 | 1/16/2026 09:04 | 0.00 | 4.30 | 11.80 | 83.90 | 0.00 | |
| GP-5 - 10 | 1/23/2026 12:37 | 0.00 | 9.20 | 2.90 | 87.90 | 0.00 | Valve Adjustment:Reduced System Vac/Flare Down |
| GP-5 - 10 | 1/28/2026 11:05 | 0.00 | 2.50 | 1.20 | 96.30 | 0.01 | |
| GP-5 - 10 | 1/29/2026 12:54 | 0.00 | 9.20 | 8.30 | 82.50 | 0.00 | Valve Adjustment:Reduced System Vac/Flare Down |
| GP-5 - 10 | 2/3/2026 12:15 | 0.00 | 6.30 | 10.50 | 83.20 | 0.01 | |
| GP-5 - 10 | 2/9/2026 09:15 | 0.00 | 7.70 | 8.20 | 84.10 | 0.01 | Valve Adjustment:Reduced System Vac/Flare Down |
| GP-5 - 10 | 2/20/2026 13:27 | 0.00 | 6.20 | 13.70 | 80.10 | 0.01 | |
| GP-5 - 10 | 2/23/2026 11:22 | 0.00 | 0.40 | 19.00 | 80.60 | -5.10 | |
| GP-5 - 10 | 2/27/2026 06:56 | 0.00 | 5.20 | 15.40 | 79.40 | -0.01 | |
| GP-5 - 10 | 3/3/2026 12:44 | 0.00 | 5.10 | 15.50 | 79.40 | 0.03 | |
| GP-5 - 10 | 3/12/2026 12:54 | 0.00 | 3.50 | 18.00 | 78.50 | 0.01 | |
| GP-5 - 10 | 3/20/2026 13:37 | 0.00 | 4.40 | 17.90 | 77.70 | 0.02 | |
| GP-5 - 10 | 3/24/2026 11:17 | 0.00 | 0.90 | 20.60 | 78.50 | 0.01 | |
| GP-5 - 10 | 3/26/2026 12:57 | 0.00 | 2.90 | 18.20 | 78.90 | 0.01 | |
| GP-5 - 45 | 1/9/2026 09:46 | 0.00 | 0.10 | 20.30 | 79.60 | -0.17 | |
| GP-5 - 45 | 1/16/2026 09:07 | 0.00 | 4.60 | 14.70 | 80.70 | -0.08 | |
| GP-5 - 45 | 1/23/2026 12:41 | 1.30 | 17.60 | 1.30 | 79.80 | 0.14 | Valve Adjustment:Reduced System Vac/Flare Down |
| GP-5 - 45 | 1/28/2026 11:08 | 0.00 | 0.10 | 1.30 | 98.60 | 0.00 | |

# Chiquita Canyon Landfill - Monitoring . . obes Data - 01/01/2026 to 03/31/2026

| Point Name | Record Date | CH4 (% by vol) | CO2 (% by vol) | O2 (% by vol) | Bal Gas (% by vol) | Rel Press ("H2O) | Comments |
|---|---|---|---|---|---|---|---|
| GP-5 - 45 | 1/29/2026 12:56 | 0.00 | 7.80 | 11.80 | 80.40 | 0.11 | Valve Adjustment:Reduced System Vac/Flare Down |
| GP-5 - 45 | 2/3/2026 12:18 | 0.00 | 2.10 | 18.30 | 79.60 | 0.05 | |
| GP-5 - 45 | 2/9/2026 09:18 | 0.10 | 10.40 | 6.40 | 83.10 | 0.02 | Valve Adjustment:Reduced System Vac/Flare Down |
| GP-5 - 45 | 2/20/2026 13:30 | 0.00 | 1.50 | 19.20 | 79.30 | 0.02 | |
| GP-5 - 45 | 2/23/2026 11:24 | 0.00 | 4.20 | 16.20 | 79.60 | -0.10 | |
| GP-5 - 45 | 2/27/2026 06:59 | 0.00 | 2.10 | 18.20 | 79.70 | -0.06 | |
| GP-5 - 45 | 3/3/2026 12:47 | 0.00 | 1.60 | 18.80 | 79.60 | 0.03 | |
| GP-5 - 45 | 3/12/2026 12:57 | 0.00 | 1.20 | 19.30 | 79.50 | 0.09 | |
| GP-5 - 45 | 3/20/2026 13:40 | 0.00 | 2.70 | 17.50 | 79.80 | 0.08 | |
| GP-5 - 45 | 3/24/2026 11:19 | 0.00 | 0.00 | 21.10 | 78.90 | -0.07 | |
| GP-5 - 45 | 3/26/2026 13:00 | 0.00 | 1.70 | 18.60 | 79.70 | 0.06 | |
| GP-5 - 93 | 1/9/2026 09:51 | 0.00 | 10.20 | 7.10 | 82.70 | -0.76 | |
| GP-5 - 93 | 1/16/2026 09:11 | 0.00 | 9.70 | 7.10 | 83.20 | -0.39 | |
| GP-5 - 93 | 1/23/2026 12:44 | 0.00 | 10.60 | 6.00 | 83.40 | 0.54 | Valve Adjustment:Reduced System Vac/Flare Down |
| GP-5 - 93 | 1/28/2026 11:14 | 0.00 | 0.20 | 1.30 | 98.50 | 0.18 | |
| GP-5 - 93 | 1/29/2026 13:00 | 0.00 | 10.40 | 6.40 | 83.20 | 0.35 | Valve Adjustment:Reduced System Vac/Flare Down |
| GP-5 - 93 | 2/3/2026 12:22 | 0.00 | 10.40 | 6.40 | 83.20 | 0.11 | |
| GP-5 - 93 | 2/9/2026 09:22 | 0.00 | 10.70 | 5.80 | 83.50 | 0.13 | Valve Adjustment:Reduced System Vac/Flare Down |
| GP-5 - 93 | 2/20/2026 13:33 | 0.00 | 10.70 | 6.20 | 83.10 | -0.01 | |
| GP-5 - 93 | 2/23/2026 11:26 | 0.00 | 0.00 | 18.90 | 81.10 | -5.50 | |
| GP-5 - 93 | 2/27/2026 07:03 | 0.00 | 10.00 | 7.50 | 82.50 | -0.26 | |
| GP-5 - 93 | 3/3/2026 12:50 | 0.00 | 10.40 | 7.50 | 82.10 | 0.02 | |
| GP-5 - 93 | 3/12/2026 13:00 | 0.00 | 9.20 | 8.90 | 81.90 | 0.25 | |
| GP-5 - 93 | 3/20/2026 13:44 | 0.00 | 8.40 | 9.40 | 82.20 | 0.24 | |
| GP-5 - 93 | 3/24/2026 11:32 | 0.00 | 0.10 | 20.90 | 79.00 | -0.41 | |
| GP-5 - 93 | 3/26/2026 13:04 | 0.00 | 8.10 | 9.70 | 82.20 | 0.19 | |
| GP-6 - 10 | 1/9/2026 12:30 | 0.00 | 0.40 | 20.10 | 79.50 | 0.02 | |
| GP-6 - 10 | 1/23/2026 10:12 | 0.00 | 0.60 | 19.20 | 80.20 | 0.01 | Valve Adjustment:Reduced System Vac/Flare Down |

# Chiquita Canyon Landfill - Monitoring . ,obes Data - 01/01/2026 to 03/31/2026

| Point Name | Record Date | CH4 (% by vol) | CO2 (% by vol) | O2 (% by vol) | Bal Gas (% by vol) | Rel Press ("H2O) | Comments |
|---|---|---|---|---|---|---|---|
| GP-6 - 10 | 1/28/2026 10:56 | 0.00 | 0.60 | 1.30 | 98.10 | 0.01 | |
| GP-6 - 10 | 2/3/2026 13:08 | 0.00 | 0.40 | 20.00 | 79.60 | 0.01 | |
| GP-6 - 10 | 2/20/2026 14:04 | 0.00 | 1.60 | 19.90 | 78.50 | 0.01 | |
| GP-6 - 10 | 2/23/2026 11:14 | 0.00 | 0.50 | 18.70 | 80.80 | 0.00 | |
| GP-6 - 10 | 3/3/2026 13:19 | 0.00 | 1.20 | 19.60 | 79.20 | 0.00 | |
| GP-6 - 10 | 3/12/2026 13:23 | 0.00 | 1.10 | 20.00 | 78.90 | 0.01 | |
| GP-6 - 10 | 3/24/2026 11:09 | 0.00 | 0.70 | 20.70 | 78.60 | 0.01 | |
| GP-6 - 10 | 3/27/2026 09:42 | 0.00 | 0.30 | 19.60 | 80.10 | 0.00 | |
| GP-6 - 30 | 1/9/2026 12:33 | 0.00 | 0.50 | 19.80 | 79.70 | 0.01 | |
| GP-6 - 30 | 1/23/2026 10:14 | 0.00 | 0.50 | 18.80 | 80.70 | 0.00 | Valve Adjustment:Reduced System Vac/Flare Down |
| GP-6 - 30 | 1/28/2026 10:58 | 0.00 | 0.70 | 1.20 | 98.10 | -0.05 | |
| GP-6 - 30 | 2/3/2026 13:10 | 0.00 | 0.50 | 19.20 | 80.30 | -0.02 | |
| GP-6 - 30 | 2/20/2026 14:06 | 0.00 | 0.50 | 19.40 | 80.10 | 0.01 | |
| GP-6 - 30 | 2/23/2026 11:16 | 0.00 | 0.60 | 18.00 | 81.40 | 0.00 | |
| GP-6 - 30 | 3/3/2026 13:21 | 0.00 | 0.50 | 18.90 | 80.60 | 0.02 | |
| GP-6 - 30 | 3/12/2026 13:27 | 0.00 | 0.40 | 19.30 | 80.30 | 0.04 | |
| GP-6 - 30 | 3/24/2026 11:11 | 0.00 | 0.60 | 19.60 | 79.80 | -0.04 | |
| GP-6 - 30 | 3/27/2026 09:44 | 0.00 | 0.30 | 18.50 | 81.20 | -0.01 | |
| GP-6 - 60 | 1/9/2026 12:36 | 0.00 | 0.20 | 20.90 | 78.90 | -0.11 | |
| GP-6 - 60 | 1/23/2026 10:17 | 0.00 | 0.10 | 20.20 | 79.70 | 0.05 | Valve Adjustment:Reduced System Vac/Flare Down |
| GP-6 - 60 | 1/28/2026 11:00 | 0.00 | 0.10 | 1.30 | 98.60 | 0.26 | |
| GP-6 - 60 | 2/3/2026 13:13 | 0.00 | 0.10 | 20.70 | 79.20 | 0.13 | |
| GP-6 - 60 | 2/20/2026 14:08 | 0.00 | 0.20 | 21.20 | 78.60 | 0.05 | |
| GP-6 - 60 | 2/23/2026 11:18 | 0.00 | 0.00 | 19.10 | 80.90 | -0.10 | |
| GP-6 - 60 | 3/3/2026 13:24 | 0.00 | 0.10 | 20.70 | 79.20 | 0.06 | |
| GP-6 - 60 | 3/12/2026 13:31 | 0.00 | 0.10 | 21.00 | 78.90 | 0.32 | |
| GP-6 - 60 | 3/24/2026 11:13 | 0.00 | 0.10 | 21.20 | 78.70 | -0.24 | |
| GP-6 - 60 | 3/27/2026 09:47 | 0.00 | 0.10 | 19.90 | 80.00 | -0.17 | |
| GP-7 - 10 | 1/9/2026 12:46 | 0.00 | 0.60 | 20.20 | 79.20 | -0.02 | |





# Chiquita Canyon Landfill - Monitoring . . obes Data - 01/01/2026 to 03/31/2026

| Point Name | Record Date | CH4 (% by vol) | CO2 (% by vol) | O2 (% by vol) | Bal Gas (% by vol) | Rel Press ("H2O) | Comments |
|---|---|---|---|---|---|---|---|
| GP-7 - 10 | 1/23/2026 10:00 | 0.00 | 0.70 | 19.20 | 80.10 | 0.00 | Valve Adjustment:Reduced System Vac/Flare Down |
| GP-7 - 10 | 1/28/2026 10:49 | 0.00 | 0.50 | 1.30 | 98.20 | 0.04 | |
| GP-7 - 10 | 2/3/2026 13:23 | 0.00 | 0.40 | 20.40 | 79.20 | 0.00 | |
| GP-7 - 10 | 2/20/2026 14:13 | 0.00 | 0.30 | 20.20 | 79.50 | 0.00 | |
| GP-7 - 10 | 2/23/2026 11:00 | 0.00 | 0.30 | 18.80 | 80.90 | 0.00 | |
| GP-7 - 10 | 3/3/2026 13:30 | 0.00 | 0.40 | 20.20 | 79.40 | 0.01 | |
| GP-7 - 10 | 3/12/2026 13:37 | 0.00 | 0.40 | 20.70 | 78.90 | 0.04 | |
| GP-7 - 10 | 3/24/2026 11:01 | 0.00 | 0.40 | 21.30 | 78.30 | -0.08 | |
| GP-7 - 10 | 3/27/2026 09:53 | 0.00 | 0.20 | 19.80 | 80.00 | -0.01 | |
| GP-7 - 30 | 1/9/2026 12:48 | 0.00 | 1.10 | 20.30 | 78.60 | -0.08 | |
| GP-7 - 30 | 1/23/2026 10:03 | 0.00 | 1.20 | 18.60 | 80.20 | 0.00 | Valve Adjustment:Reduced System Vac/Flare Down |
| GP-7 - 30 | 1/28/2026 10:51 | 0.00 | 0.70 | 1.20 | 98.10 | -0.02 | |
| GP-7 - 30 | 2/3/2026 13:25 | 0.00 | 1.00 | 19.30 | 79.70 | -0.02 | |
| GP-7 - 30 | 2/20/2026 14:15 | 0.00 | 1.00 | 19.00 | 80.00 | -0.03 | |
| GP-7 - 30 | 2/23/2026 11:02 | 0.00 | 0.70 | 18.20 | 81.10 | -4.60 | |
| GP-7 - 30 | 3/3/2026 13:32 | 0.00 | 0.90 | 18.80 | 80.30 | 0.05 | |
| GP-7 - 30 | 3/12/2026 13:39 | 0.00 | 0.90 | 19.30 | 79.80 | 0.09 | |
| GP-7 - 30 | 3/24/2026 11:03 | 0.00 | 0.00 | 21.60 | 78.40 | -0.41 | |
| GP-7 - 30 | 3/27/2026 09:55 | 0.00 | 0.70 | 18.50 | 80.80 | -0.03 | |
| GP-7 - 60 | 1/9/2026 12:52 | 0.00 | 2.40 | 16.80 | 80.80 | -0.40 | |
| GP-7 - 60 | 1/23/2026 10:06 | 0.00 | 2.70 | 15.10 | 82.20 | 0.04 | Valve Adjustment:Reduced System Vac/Flare Down |
| GP-7 - 60 | 1/28/2026 10:53 | 0.00 | 0.00 | 1.30 | 98.70 | -0.06 | |
| GP-7 - 60 | 2/3/2026 13:28 | 0.00 | 2.70 | 15.40 | 81.90 | 0.12 | |
| GP-7 - 60 | 2/20/2026 14:18 | 0.00 | 2.80 | 15.50 | 81.70 | -0.10 | |
| GP-7 - 60 | 2/23/2026 11:03 | 0.00 | 0.00 | 19.10 | 80.90 | -0.40 | |
| GP-7 - 60 | 3/3/2026 13:35 | 0.00 | 2.70 | 15.20 | 82.10 | 0.04 | |
| GP-7 - 60 | 3/12/2026 13:42 | 0.00 | 2.70 | 15.40 | 81.90 | 0.45 | |
| GP-7 - 60 | 3/24/2026 11:05 | 0.00 | 0.70 | 20.50 | 78.80 | -0.15 | |
| GP-7 - 60 | 3/27/2026 09:58 | 0.00 | 2.40 | 14.50 | 83.10 | -0.28 | |

# Chiquita Canyon Landfill - Monitoring . .obes Data - 01/01/2026 to 03/31/2026

| Point Name | Record Date | CH4 (% by vol) | CO2 (% by vol) | O2 (% by vol) | Bal Gas (% by vol) | Rel Press ("H2O) | Comments |
|---|---|---|---|---|---|---|---|
| GP-8 - 10 | 1/28/2026 10:32 | 0.00 | 0.60 | 1.20 | 98.20 | 0.03 | |
| GP-8 - 10 | 1/28/2026 11:56 | 0.00 | 0.50 | 19.30 | 80.20 | 0.08 | Valve Adjustment:Reduced System Vac/Flare Down |
| GP-8 - 10 | 2/4/2026 10:15 | 0.00 | 0.30 | 19.30 | 80.40 | 0.01 | |
| GP-8 - 10 | 2/23/2026 10:46 | 0.00 | 0.80 | 18.70 | 80.50 | 0.20 | |
| GP-8 - 10 | 3/2/2026 12:58 | 0.00 | 1.00 | 18.30 | 80.70 | 0.09 | |
| GP-8 - 10 | 3/24/2026 10:33 | 0.00 | 1.40 | 20.40 | 78.20 | -0.05 | |
| GP-8 - 60 | 1/28/2026 10:34 | 0.00 | 0.10 | 1.30 | 98.60 | 0.02 | |
| GP-8 - 60 | 1/28/2026 11:59 | 0.00 | 0.80 | 17.70 | 81.50 | 0.22 | Valve Adjustment:Reduced System Vac/Flare Down |
| GP-8 - 60 | 2/4/2026 10:18 | 0.00 | 0.30 | 17.30 | 82.40 | -0.03 | |
| GP-8 - 60 | 2/23/2026 10:49 | 0.00 | 0.00 | 19.10 | 80.90 | -1.20 | |
| GP-8 - 60 | 3/2/2026 13:02 | 0.00 | 0.70 | 15.70 | 83.60 | 0.27 | |
| GP-8 - 60 | 3/24/2026 10:35 | 0.00 | 0.50 | 19.70 | 79.80 | -0.29 | |
| GP-8 - 120 | 1/28/2026 10:36 | 0.00 | 0.10 | 1.30 | 98.60 | -0.33 | |
| GP-8 - 120 | 1/28/2026 12:04 | 0.00 | 0.60 | 17.80 | 81.60 | 0.30 | Valve Adjustment:Reduced System Vac/Flare Down |
| GP-8 - 120 | 2/4/2026 10:23 | 0.00 | 0.30 | 16.80 | 82.90 | -0.45 | |
| GP-8 - 120 | 2/23/2026 10:51 | 0.00 | 0.00 | 19.10 | 80.90 | -0.20 | |
| GP-8 - 120 | 3/2/2026 13:06 | 0.00 | 0.80 | 16.00 | 83.20 | 0.55 | |
| GP-8 - 120 | 3/24/2026 10:37 | 0.00 | 1.00 | 18.40 | 80.60 | -0.60 | |
| GP-9 - 25 | 1/28/2026 10:23 | 0.00 | 0.10 | 1.20 | 98.70 | 0.00 | |
| GP-9 - 25 | 1/28/2026 12:15 | 0.00 | 11.00 | 8.90 | 80.10 | 0.65 | Valve Adjustment:Reduced System Vac/Flare Down |
| GP-9 - 25 | 2/4/2026 10:33 | 0.00 | 10.40 | 8.60 | 81.00 | 0.09 | |
| GP-9 - 25 | 2/23/2026 10:34 | 0.00 | 0.30 | 18.50 | 81.20 | 0.20 | |
| GP-9 - 25 | 3/2/2026 13:15 | 0.00 | 10.50 | 8.10 | 81.40 | 0.52 | |
| GP-9 - 25 | 3/24/2026 10:23 | 0.00 | 0.00 | 21.80 | 78.20 | -0.34 | |
| GP-9 - 55 | 1/28/2026 10:25 | 0.00 | 0.10 | 1.20 | 98.70 | 0.05 | |
| GP-9 - 55 | 1/28/2026 12:18 | 0.00 | 0.00 | 21.20 | 78.80 | 0.23 | Valve Adjustment:Reduced System Vac/Flare Down |
| GP-9 - 55 | 2/4/2026 10:36 | 0.00 | 0.00 | 20.70 | 79.30 | 0.02 | |
| GP-9 - 55 | 2/23/2026 10:36 | 0.00 | 0.00 | 19.00 | 81.00 | -6.70 | |

# Chiquita Canyon Landfill - Monitoring . . obes Data - 01/01/2026 to 03/31/2026

| Point Name | Record Date | CH4 (% by vol) | CO2 (% by vol) | O2 (% by vol) | Bal Gas (% by vol) | Rel Press ("H2O) | Comments |
|---|---|---|---|---|---|---|---|
| GP-9 - 55 | 3/2/2026 13:18 | 0.00 | 0.00 | 21.10 | 78.90 | 0.18 | |
| GP-9 - 55 | 3/24/2026 10:25 | 0.00 | 0.00 | 21.80 | 78.20 | -0.16 | |
| GP-9 - 83 | 1/28/2026 10:27 | 0.00 | 0.40 | 1.20 | 98.40 | 0.03 | |
| GP-9 - 83 | 1/28/2026 12:22 | 0.00 | 1.10 | 18.60 | 80.30 | 0.05 | Valve Adjustment:Reduced System Vac/Flare Down |
| GP-9 - 83 | 2/4/2026 10:39 | 0.00 | 0.00 | 20.80 | 79.20 | 0.01 | |
| GP-9 - 83 | 2/23/2026 10:40 | 0.00 | 0.00 | 19.10 | 80.90 | -4.50 | |
| GP-9 - 83 | 3/2/2026 13:21 | 0.00 | 0.00 | 21.20 | 78.80 | 0.01 | |
| GP-9 - 83 | 3/24/2026 10:27 | 0.00 | 0.00 | 21.90 | 78.10 | -0.04 | |
| GP-A - 10 | 1/29/2026 09:58 | 0.00 | 0.00 | 20.50 | 79.50 | -2.04 | Valve Adjustment:Reduced System Vac/Flare Down |
| GP-A - 10 | 2/27/2026 09:47 | 0.00 | 0.00 | 20.90 | 79.10 | -2.22 | |
| GP-A - 10 | 3/24/2026 09:38 | 0.00 | 0.00 | 21.50 | 78.50 | -2.86 | |
| GP-A - 11 | 1/28/2026 09:55 | 0.00 | 0.10 | 1.20 | 98.70 | -2.15 | |
| GP-A - 11 | 2/23/2026 09:54 | 0.00 | 0.00 | 19.30 | 80.70 | -6.10 | |
| GP-A - 11 | 3/25/2026 13:24 | 0.00 | 0.10 | 20.60 | 79.30 | -2.03 | |
| GP-A - 51 | 1/28/2026 09:57 | 0.00 | 0.00 | 1.20 | 98.80 | -2.16 | |
| GP-A - 51 | 1/29/2026 10:04 | 0.00 | 0.00 | 20.80 | 79.20 | -2.12 | Valve Adjustment:Reduced System Vac/Flare Down |
| GP-A - 51 | 2/23/2026 09:57 | 0.00 | 0.00 | 19.50 | 80.50 | -2.00 | |
| GP-A - 51 | 2/27/2026 09:50 | 0.00 | 0.00 | 20.90 | 79.10 | -2.43 | |
| GP-A - 51 | 3/24/2026 09:41 | 0.00 | 0.00 | 21.60 | 78.40 | -3.06 | |
| GP-A - 51 | 3/25/2026 13:28 | 0.00 | 0.00 | 21.30 | 78.70 | -2.16 | |
| GP-A - 102 | 1/28/2026 09:59 | 0.00 | 0.10 | 1.20 | 98.70 | -0.03 | |
| GP-A - 102 | 1/29/2026 10:08 | 0.00 | 0.00 | 20.90 | 79.10 | -0.04 | Valve Adjustment:Reduced System Vac/Flare Down |
| GP-A - 102 | 2/23/2026 10:00 | 0.00 | 0.00 | 19.40 | 80.60 | -0.50 | |
| GP-A - 102 | 2/27/2026 09:54 | 0.00 | 0.00 | 20.90 | 79.10 | -0.02 | |
| GP-A - 102 | 3/24/2026 09:43 | 0.00 | 0.00 | 21.70 | 78.30 | -0.31 | |
| GP-A - 102 | 3/25/2026 13:32 | 0.00 | 0.00 | 21.40 | 78.60 | -0.07 | |
| GP-A - 151.5 | 1/29/2026 10:13 | 0.00 | 0.00 | 20.80 | 79.20 | -0.43 | Valve Adjustment:Reduced System Vac/Flare Down |
| GP-A - 151.5 | 2/27/2026 10:00 | 0.00 | 0.00 | 20.90 | 79.10 | -0.42 | |

# Chiquita Canyon Landfill - Monitoring . .obes Data - 01/01/2026 to 03/31/2026

| Point Name | Record Date | CH4 (% by vol) | CO2 (% by vol) | O2 (% by vol) | Bal Gas (% by vol) | Rel Press ("H2O) | Comments |
|---|---|---|---|---|---|---|---|
| GP-A - 151.5 | 3/25/2026 13:39 | 0.00 | 0.00 | 21.60 | 78.40 | -0.34 | |
| GP-A - 152 | 1/28/2026 10:01 | 0.00 | 0.10 | 1.20 | 98.70 | -0.14 | |
| GP-A - 152 | 2/23/2026 10:02 | 0.00 | 0.00 | 19.40 | 80.60 | -2.60 | |
| GP-A - 152 | 3/24/2026 09:45 | 0.00 | 0.00 | 21.70 | 78.30 | -0.53 | |
| GP-10 - 22 | 1/28/2026 10:08 | 0.00 | 2.40 | 1.10 | 96.50 | 0.01 | |
| GP-10 - 22 | 1/28/2026 13:08 | 0.00 | 3.80 | 15.20 | 81.00 | 0.34 | Valve Adjustment:Reduced System Vac/Flare Down |
| GP-10 - 22 | 2/9/2026 13:26 | 0.00 | 5.00 | 13.60 | 81.40 | 0.42 | |
| GP-10 - 22 | 2/23/2026 10:09 | 0.00 | 1.90 | 17.70 | 80.40 | -4.10 | |
| GP-10 - 22 | 3/24/2026 09:51 | 0.00 | 1.80 | 20.20 | 78.00 | -0.17 | |
| GP-10 - 22 | 3/25/2026 13:50 | 0.00 | 3.40 | 15.20 | 81.40 | 0.19 | |
| GP-10 - 37 | 1/28/2026 10:10 | 0.00 | 0.80 | 1.10 | 98.10 | -0.42 | |
| GP-10 - 37 | 1/28/2026 13:11 | 0.00 | 15.30 | 2.40 | 82.30 | 0.81 | Valve Adjustment:Reduced System Vac/Flare Down |
| GP-10 - 37 | 2/9/2026 13:29 | 0.00 | 16.30 | 1.30 | 82.40 | 1.50 | |
| GP-10 - 37 | 2/23/2026 10:11 | 0.00 | 0.30 | 17.80 | 81.90 | -0.60 | |
| GP-10 - 37 | 3/24/2026 09:53 | 0.00 | 1.00 | 18.70 | 80.30 | -0.85 | |
| GP-10 - 37 | 3/25/2026 13:53 | 0.00 | 6.70 | 7.40 | 85.90 | 0.35 | |
| GP-10 - 63 | 1/28/2026 10:12 | 0.00 | 0.00 | 1.20 | 98.80 | -0.30 | |
| GP-10 - 63 | 1/28/2026 13:15 | 0.00 | 16.00 | 1.00 | 83.00 | 0.72 | Valve Adjustment:Reduced System Vac/Flare Down |
| GP-10 - 63 | 2/9/2026 13:32 | 0.00 | 16.40 | 0.70 | 82.90 | 1.14 | |
| GP-10 - 63 | 2/23/2026 10:13 | 0.00 | 0.00 | 19.10 | 80.90 | -0.90 | |
| GP-10 - 63 | 3/24/2026 09:55 | 0.00 | 0.00 | 21.60 | 78.40 | -0.68 | |
| GP-10 - 63 | 3/25/2026 13:57 | 0.00 | 15.30 | 2.00 | 82.70 | 0.30 | |
| GP-10 - 87 | 1/28/2026 10:14 | 0.00 | 0.00 | 1.20 | 98.80 | -0.29 | |
| GP-10 - 87 | 1/28/2026 13:18 | 0.00 | 11.70 | 5.30 | 83.00 | 0.85 | Valve Adjustment:Reduced System Vac/Flare Down |
| GP-10 - 87 | 2/9/2026 13:35 | 0.00 | 12.00 | 5.20 | 82.80 | 1.32 | |
| GP-10 - 87 | 2/23/2026 10:17 | 0.00 | 0.00 | 19.20 | 80.80 | -0.10 | |
| GP-10 - 87 | 3/24/2026 09:57 | 0.00 | 0.00 | 21.50 | 78.50 | -0.72 | |
| GP-10 - 87 | 3/25/2026 14:01 | 0.00 | 11.30 | 6.10 | 82.60 | 0.37 | |
| GP-11 - 10 | 1/2/2026 07:36 | 0.00 | 0.00 | 20.50 | 79.50 | -0.69 | |

# Chiquita Canyon Landfill - Monitoring . . obes Data - 01/01/2026 to 03/31/2026

| Point Name | Record Date | CH4 (% by vol) | CO2 (% by vol) | O2 (% by vol) | Bal Gas (% by vol) | Rel Press ("H2O) | Comments |
|---|---|---|---|---|---|---|---|
| GP-11 - 10 | 1/5/2026 07:20 | 0.00 | 0.00 | 20.60 | 79.40 | -0.80 | |
| GP-11 - 10 | 1/6/2026 07:21 | 0.00 | 0.00 | 20.50 | 79.50 | -0.82 | |
| GP-11 - 10 | 1/7/2026 08:32 | 0.00 | 0.10 | 20.60 | 79.30 | -0.55 | |
| GP-11 - 10 | 1/8/2026 08:26 | 0.00 | 0.00 | 20.10 | 79.90 | -0.87 | |
| GP-11 - 10 | 1/9/2026 07:28 | 0.00 | 0.00 | 21.20 | 78.80 | -1.64 | |
| GP-11 - 10 | 1/12/2026 07:47 | 0.00 | 0.00 | 22.00 | 78.00 | -0.93 | |
| GP-11 - 10 | 1/13/2026 07:12 | 0.00 | 0.00 | 20.80 | 79.20 | -0.66 | |
| GP-11 - 10 | 1/14/2026 08:20 | 0.00 | 0.00 | 20.60 | 79.40 | -0.95 | |
| GP-11 - 10 | 1/15/2026 08:26 | 0.00 | 0.00 | 20.30 | 79.70 | -0.82 | |
| GP-11 - 10 | 1/16/2026 08:25 | 0.00 | 0.10 | 20.00 | 79.90 | -0.97 | |
| GP-11 - 10 | 1/19/2026 07:05 | 0.00 | 1.80 | 17.70 | 80.50 | 0.08 | Valve Adjustment:Reduced System Vac/Flare Down |
| GP-11 - 10 | 1/20/2026 07:23 | 0.00 | 0.60 | 19.10 | 80.30 | -0.25 | Valve Adjustment:Reduced System Vac/Flare Down |
| GP-11 - 10 | 1/21/2026 07:18 | 0.00 | 1.20 | 17.80 | 81.00 | -0.01 | Valve Adjustment:Reduced System Vac/Flare Down |
| GP-11 - 10 | 1/22/2026 08:15 | 0.00 | 2.20 | 17.50 | 80.30 | 0.15 | Valve Adjustment:Reduced System Vac/Flare Down |
| GP-11 - 10 | 1/23/2026 08:32 | 0.10 | 1.50 | 15.50 | 82.90 | -0.15 | Valve Adjustment:Reduced System Vac/Flare Down |
| GP-11 - 10 | 1/26/2026 08:14 | 0.00 | 0.10 | 21.70 | 78.20 | -1.07 | Valve Adjustment:Reduced System Vac/Flare Down |
| GP-11 - 10 | 1/27/2026 08:45 | 0.00 | 0.00 | 20.20 | 79.80 | -0.96 | Valve Adjustment:Reduced System Vac/Flare Down |
| GP-11 - 10 | 1/28/2026 08:54 | 0.00 | 0.10 | 20.40 | 79.50 | -0.55 | Valve Adjustment:Reduced System Vac/Flare Down |
| GP-11 - 10 | 1/28/2026 09:43 | 0.00 | 0.20 | 1.20 | 98.60 | -0.56 | |
| GP-11 - 10 | 1/29/2026 09:34 | 0.00 | 0.00 | 20.40 | 79.60 | -0.68 | Valve Adjustment:Reduced System Vac/Flare Down |
| GP-11 - 10 | 1/30/2026 08:34 | 0.00 | 0.10 | 20.00 | 79.90 | -0.68 | Valve Adjustment:Reduced System Vac/Flare Down |
| GP-11 - 10 | 2/2/2026 07:43 | 0.00 | 0.10 | 20.50 | 79.40 | -0.64 | Valve Adjustment:Reduced System Vac/Flare Down |
| GP-11 - 10 | 2/3/2026 08:21 | 0.00 | 0.00 | 20.30 | 79.70 | -0.88 | |
| GP-11 - 10 | 2/4/2026 08:35 | 0.00 | 0.00 | 20.20 | 79.80 | -0.70 | |
| GP-11 - 10 | 2/5/2026 08:47 | 0.00 | 0.10 | 20.10 | 79.80 | -0.49 | Valve Adjustment:Reduced System Vac/Flare Down |

# Chiquita Canyon Landfill - Monitoring . . obes Data - 01/01/2026 to 03/31/2026

| Point Name | Record Date | CH4 (% by vol) | CO2 (% by vol) | O2 (% by vol) | Bal Gas (% by vol) | Rel Press ("H2O) | Comments |
|---|---|---|---|---|---|---|---|
| GP-11 - 10 | 2/6/2026 07:31 | 0.00 | 0.00 | 20.50 | 79.50 | -0.62 | |
| GP-11 - 10 | 2/9/2026 08:32 | 0.00 | 0.20 | 19.40 | 80.40 | -0.13 | Valve Adjustment:Reduced System Vac/Flare Down |
| GP-11 - 10 | 2/10/2026 14:18 | 0.00 | 1.30 | 18.10 | 80.60 | 0.12 | Valve Adjustment:Reduced System Vac/Flare Down |
| GP-11 - 10 | 2/11/2026 07:22 | 0.00 | 0.30 | 20.80 | 78.90 | -0.76 | |
| GP-11 - 10 | 2/12/2026 08:26 | 0.00 | 0.80 | 20.10 | 79.10 | -0.62 | |
| GP-11 - 10 | 2/13/2026 08:52 | 0.00 | 0.10 | 19.80 | 80.10 | -0.31 | |
| GP-11 - 10 | 2/16/2026 06:55 | 0.00 | 1.90 | 17.30 | 80.80 | 0.34 | |
| GP-11 - 10 | 2/17/2026 07:29 | 0.00 | 0.10 | 20.20 | 79.70 | -0.79 | |
| GP-11 - 10 | 2/18/2026 07:03 | 0.00 | 0.40 | 20.50 | 79.10 | -0.62 | |
| GP-11 - 10 | 2/19/2026 13:21 | 0.00 | 1.10 | 17.70 | 81.20 | 0.34 | |
| GP-11 - 10 | 2/20/2026 07:18 | 0.00 | 0.00 | 20.80 | 79.20 | -0.76 | |
| GP-11 - 10 | 2/23/2026 09:38 | 0.00 | 0.00 | 19.50 | 80.50 | -0.40 | |
| GP-11 - 10 | 2/23/2026 11:56 | 0.00 | 0.10 | 20.50 | 79.40 | -0.27 | Valve Adjustment:Reduced System Vac/Flare Down |
| GP-11 - 10 | 2/24/2026 07:15 | 0.00 | 0.10 | 20.00 | 79.90 | -0.24 | |
| GP-11 - 10 | 2/25/2026 09:36 | 0.00 | 0.40 | 19.80 | 79.80 | -0.38 | Valve Adjustment:Reduced System Vac/Flare Down |
| GP-11 - 10 | 2/26/2026 07:37 | 0.00 | 0.00 | 20.40 | 79.60 | -0.39 | Valve Adjustment:Reduced System Vac/Flare Down |
| GP-11 - 10 | 3/3/2026 09:07 | 0.00 | 0.10 | 19.40 | 80.50 | -0.70 | |
| GP-11 - 10 | 3/12/2026 09:26 | 0.00 | 0.00 | 19.90 | 80.10 | -0.87 | |
| GP-11 - 10 | 3/20/2026 12:38 | 0.00 | 0.20 | 19.10 | 80.70 | -0.17 | |
| GP-11 - 10 | 3/24/2026 09:23 | 0.00 | 0.10 | 21.50 | 78.40 | -0.65 | |
| GP-11 - 10 | 3/26/2026 08:59 | 0.00 | 0.10 | 19.90 | 80.00 | -0.58 | Valve Adjustment:Reduced System Vac/Flare Down |
| GP-11 - 70 | 1/2/2026 07:40 | 0.00 | 1.40 | 19.00 | 79.60 | -1.47 | |
| GP-11 - 70 | 1/5/2026 07:24 | 0.00 | 1.60 | 18.80 | 79.60 | -1.64 | |
| GP-11 - 70 | 1/6/2026 07:25 | 0.00 | 1.60 | 19.10 | 79.30 | -1.65 | |
| GP-11 - 70 | 1/7/2026 08:35 | 0.00 | 1.70 | 18.70 | 79.60 | -1.11 | |
| GP-11 - 70 | 1/8/2026 08:30 | 0.00 | 1.50 | 18.60 | 79.90 | -1.79 | |
| GP-11 - 70 | 1/9/2026 07:32 | 0.00 | 0.50 | 20.20 | 79.30 | -3.23 | |
| GP-11 - 70 | 1/12/2026 07:52 | 0.00 | 1.10 | 20.50 | 78.40 | -1.84 | |

# Chiquita Canyon Landfill - Monitoring . . obes Data - 01/01/2026 to 03/31/2026

| Point Name | Record Date | CH4 (% by vol) | CO2 (% by vol) | O2 (% by vol) | Bal Gas (% by vol) | Rel Press ("H2O) | Comments |
|---|---|---|---|---|---|---|---|
| GP-11 - 70 | 1/13/2026 07:18 | 0.00 | 0.40 | 20.40 | 79.20 | -1.68 | |
| GP-11 - 70 | 1/14/2026 08:24 | 0.00 | 1.00 | 19.00 | 80.00 | -1.82 | |
| GP-11 - 70 | 1/15/2026 08:29 | 0.00 | 1.50 | 18.30 | 80.20 | -1.57 | |
| GP-11 - 70 | 1/16/2026 08:28 | 0.00 | 1.70 | 18.20 | 80.10 | -1.82 | |
| GP-11 - 70 | 1/19/2026 07:09 | 0.00 | 2.20 | 18.10 | 79.70 | 0.10 | Valve Adjustment:Reduced System Vac/Flare Down |
| GP-11 - 70 | 1/20/2026 07:27 | 0.00 | 2.40 | 18.10 | 79.50 | -0.49 | Valve Adjustment:Reduced System Vac/Flare Down |
| GP-11 - 70 | 1/21/2026 07:22 | 0.00 | 2.50 | 18.00 | 79.50 | -0.14 | Valve Adjustment:Reduced System Vac/Flare Down |
| GP-11 - 70 | 1/22/2026 08:18 | 0.00 | 2.60 | 16.80 | 80.60 | 0.14 | Valve Adjustment:Reduced System Vac/Flare Down |
| GP-11 - 70 | 1/23/2026 08:36 | 0.00 | 2.70 | 16.70 | 80.60 | -0.26 | Valve Adjustment:Reduced System Vac/Flare Down |
| GP-11 - 70 | 1/26/2026 08:19 | 0.00 | 1.20 | 20.30 | 78.50 | -2.08 | Valve Adjustment:Reduced System Vac/Flare Down |
| GP-11 - 70 | 1/27/2026 08:49 | 0.00 | 1.60 | 18.70 | 79.70 | -1.92 | Valve Adjustment:Reduced System Vac/Flare Down |
| GP-11 - 70 | 1/28/2026 08:58 | 0.00 | 1.80 | 18.60 | 79.60 | -1.07 | Valve Adjustment:Reduced System Vac/Flare Down |
| GP-11 - 70 | 1/28/2026 09:45 | 0.00 | 2.20 | 1.10 | 96.70 | -1.23 | |
| GP-11 - 70 | 1/29/2026 09:37 | 0.00 | 2.10 | 17.90 | 80.00 | -1.32 | Valve Adjustment:Reduced System Vac/Flare Down |
| GP-11 - 70 | 1/30/2026 08:38 | 0.00 | 2.00 | 17.90 | 80.10 | -1.37 | Valve Adjustment:Reduced System Vac/Flare Down |
| GP-11 - 70 | 2/2/2026 07:47 | 0.00 | 2.20 | 18.20 | 79.60 | -1.17 | Valve Adjustment:Reduced System Vac/Flare Down |
| GP-11 - 70 | 2/3/2026 08:25 | 0.00 | 1.50 | 18.50 | 80.00 | -1.75 | |
| GP-11 - 70 | 2/4/2026 08:41 | 0.00 | 1.30 | 18.60 | 80.10 | -1.49 | Valve Adjustment:Reduced System Vac/Flare Down |
| GP-11 - 70 | 2/5/2026 08:50 | 0.00 | 1.90 | 18.10 | 80.00 | -1.00 | Valve Adjustment:Reduced System Vac/Flare Down |
| GP-11 - 70 | 2/6/2026 07:34 | 0.00 | 2.10 | 18.10 | 79.80 | -1.16 | |
| GP-11 - 70 | 2/9/2026 08:36 | 0.00 | 2.30 | 17.90 | 79.80 | -0.33 | Valve Adjustment:Reduced System Vac/Flare Down |
| GP-11 - 70 | 2/10/2026 14:22 | 0.00 | 2.60 | 17.60 | 79.80 | 0.00 | Valve Adjustment:Reduced System Vac/Flare Down |
| GP-11 - 70 | 2/11/2026 07:26 | 0.00 | 2.90 | 18.20 | 78.90 | -1.44 | |
| GP-11 - 70 | 2/12/2026 08:30 | 0.00 | 2.00 | 18.30 | 79.70 | -1.35 | |

# Chiquita Canyon Landfill - Monitoring . . obes Data - 01/01/2026 to 03/31/2026

| Point Name | Record Date | CH4 (% by vol) | CO2 (% by vol) | O2 (% by vol) | Bal Gas (% by vol) | Rel Press ("H2O) | Comments |
|---|---|---|---|---|---|---|---|
| GP-11 - 70 | 2/13/2026 08:56 | 0.00 | 2.50 | 17.60 | 79.90 | -0.65 | |
| GP-11 - 70 | 2/16/2026 06:58 | 0.00 | 2.90 | 17.10 | 80.00 | 0.54 | |
| GP-11 - 70 | 2/17/2026 07:33 | 0.00 | 2.50 | 17.80 | 79.70 | -1.55 | |
| GP-11 - 70 | 2/18/2026 07:06 | 0.00 | 2.90 | 17.50 | 79.60 | -1.09 | |
| GP-11 - 70 | 2/19/2026 13:24 | 0.00 | 2.60 | 17.60 | 79.80 | 0.42 | |
| GP-11 - 70 | 2/20/2026 07:21 | 0.00 | 2.50 | 18.30 | 79.20 | -1.53 | |
| GP-11 - 70 | 2/23/2026 09:40 | 0.00 | 0.60 | 18.90 | 80.50 | -1.20 | |
| GP-11 - 70 | 2/23/2026 11:59 | 0.00 | 1.70 | 18.60 | 79.70 | -0.84 | Valve Adjustment:Reduced System Vac/Flare Down |
| GP-11 - 70 | 2/24/2026 07:18 | 0.00 | 2.20 | 17.90 | 79.90 | -0.51 | |
| GP-11 - 70 | 2/25/2026 09:41 | 0.00 | 2.30 | 17.40 | 80.30 | -0.85 | Valve Adjustment:Reduced System Vac/Flare Down |
| GP-11 - 70 | 2/26/2026 07:40 | 0.00 | 2.40 | 17.70 | 79.90 | -0.87 | Valve Adjustment:Reduced System Vac/Flare Down |
| GP-11 - 70 | 3/3/2026 09:11 | 0.00 | 1.90 | 17.40 | 80.70 | -1.43 | |
| GP-11 - 70 | 3/12/2026 09:30 | 0.00 | 1.40 | 17.80 | 80.80 | -1.79 | |
| GP-11 - 70 | 3/20/2026 12:41 | 0.00 | 1.80 | 17.30 | 80.90 | -0.57 | |
| GP-11 - 70 | 3/24/2026 09:25 | 0.00 | 0.20 | 21.30 | 78.50 | -1.37 | |
| GP-11 - 70 | 3/26/2026 09:02 | 0.00 | 1.70 | 17.40 | 80.90 | -1.20 | |
| GP-11 - 141 | 1/2/2026 07:46 | 0.00 | 0.00 | 21.10 | 78.90 | -0.90 | |
| GP-11 - 141 | 1/5/2026 07:30 | 0.00 | 0.00 | 21.00 | 79.00 | -0.91 | |
| GP-11 - 141 | 1/6/2026 07:32 | 0.00 | 0.00 | 21.30 | 78.70 | -1.30 | |
| GP-11 - 141 | 1/7/2026 08:41 | 0.00 | 0.00 | 21.20 | 78.80 | -0.26 | |
| GP-11 - 141 | 1/8/2026 08:37 | 0.00 | 0.00 | 20.60 | 79.40 | -1.07 | |
| GP-11 - 141 | 1/9/2026 07:39 | 0.00 | 0.00 | 20.90 | 79.10 | -3.81 | |
| GP-11 - 141 | 1/12/2026 08:01 | 0.00 | 0.00 | 22.50 | 77.50 | -1.53 | |
| GP-11 - 141 | 1/13/2026 07:23 | 0.00 | 0.00 | 21.10 | 78.90 | -1.21 | |
| GP-11 - 141 | 1/14/2026 08:30 | 0.00 | 0.00 | 20.70 | 79.30 | -1.11 | |
| GP-11 - 141 | 1/15/2026 08:35 | 0.00 | 0.00 | 20.40 | 79.60 | -0.43 | |
| GP-11 - 141 | 1/16/2026 08:34 | 0.00 | 0.00 | 20.50 | 79.50 | -0.47 | |
| GP-11 - 141 | 1/19/2026 07:15 | 0.00 | 0.00 | 21.00 | 79.00 | 0.30 | Valve Adjustment:Reduced System Vac/Flare Down |

# Chiquita Canyon Landfill - Monitoring . .obes Data - 01/01/2026 to 03/31/2026

| Point Name | Record Date | CH4 (% by vol) | CO2 (% by vol) | O2 (% by vol) | Bal Gas (% by vol) | Rel Press ("H2O) | Comments |
|---|---|---|---|---|---|---|---|
| GP-11 - 141 | 1/20/2026 07:33 | 0.00 | 0.00 | 21.00 | 79.00 | -0.41 | Valve Adjustment:Reduced System Vac/Flare Down |
| GP-11 - 141 | 1/21/2026 07:31 | 0.00 | 0.20 | 19.20 | 80.60 | -0.04 | Valve Adjustment:Reduced System Vac/Flare Down |
| GP-11 - 141 | 1/22/2026 08:29 | 0.00 | 0.00 | 21.00 | 79.00 | 0.38 | Valve Adjustment:Reduced System Vac/Flare Down |
| GP-11 - 141 | 1/23/2026 08:42 | 0.00 | 0.00 | 20.50 | 79.50 | 0.91 | Valve Adjustment:Reduced System Vac/Flare Down |
| GP-11 - 141 | 1/26/2026 08:30 | 0.00 | 0.00 | 22.50 | 77.50 | -1.59 | Valve Adjustment:Reduced System Vac/Flare Down |
| GP-11 - 141 | 1/27/2026 08:55 | 0.00 | 0.00 | 20.60 | 79.40 | -2.31 | Valve Adjustment:Reduced System Vac/Flare Down |
| GP-11 - 141 | 1/28/2026 09:05 | 0.00 | 0.00 | 20.60 | 79.40 | -1.05 | Valve Adjustment:Reduced System Vac/Flare Down |
| GP-11 - 141 | 1/28/2026 09:47 | 0.00 | 0.10 | 1.20 | 98.70 | -1.63 | |
| GP-11 - 141 | 1/29/2026 09:43 | 0.00 | 0.00 | 20.90 | 79.10 | -1.55 | Valve Adjustment:Reduced System Vac/Flare Down |
| GP-11 - 141 | 1/30/2026 08:43 | 0.00 | 0.00 | 20.30 | 79.70 | -1.60 | Valve Adjustment:Reduced System Vac/Flare Down |
| GP-11 - 141 | 2/2/2026 07:53 | 0.00 | 0.00 | 20.90 | 79.10 | -0.24 | |
| GP-11 - 141 | 2/3/2026 08:31 | 0.00 | 0.00 | 20.30 | 79.70 | -1.51 | |
| GP-11 - 141 | 2/4/2026 08:48 | 0.00 | 0.00 | 20.60 | 79.40 | -1.43 | Valve Adjustment:Reduced System Vac/Flare Down |
| GP-11 - 141 | 2/5/2026 08:56 | 0.00 | 0.00 | 20.60 | 79.40 | -0.32 | Valve Adjustment:Reduced System Vac/Flare Down |
| GP-11 - 141 | 2/6/2026 07:40 | 0.00 | 0.00 | 20.60 | 79.40 | -0.37 | |
| GP-11 - 141 | 2/9/2026 08:41 | 0.00 | 0.00 | 20.80 | 79.20 | 0.17 | Valve Adjustment:Reduced System Vac/Flare Down |
| GP-11 - 141 | 2/10/2026 14:28 | 0.00 | 0.00 | 21.40 | 78.60 | 1.15 | Valve Adjustment:Reduced System Vac/Flare Down |
| GP-11 - 141 | 2/11/2026 07:33 | 0.00 | 0.00 | 21.80 | 78.20 | -0.42 | |
| GP-11 - 141 | 2/12/2026 08:35 | 0.00 | 0.00 | 20.80 | 79.20 | -1.40 | |
| GP-11 - 141 | 2/13/2026 09:01 | 0.00 | 0.00 | 20.50 | 79.50 | -0.05 | |
| GP-11 - 141 | 2/16/2026 07:03 | 0.00 | 0.00 | 21.10 | 78.90 | 1.74 | |
| GP-11 - 141 | 2/17/2026 07:38 | 0.00 | 0.00 | 20.60 | 79.40 | -0.85 | |
| GP-11 - 141 | 2/18/2026 07:11 | 0.00 | 0.00 | 21.70 | 78.30 | -0.07 | |
| GP-11 - 141 | 2/19/2026 13:29 | 0.00 | 0.00 | 21.20 | 78.80 | 1.16 | |
| GP-11 - 141 | 2/20/2026 07:26 | 0.00 | 0.00 | 21.30 | 78.70 | -1.05 | |

# Chiquita Canyon Landfill - Monitoring . . obes Data - 01/01/2026 to 03/31/2026

| Point Name | Record Date | CH4 (% by vol) | CO2 (% by vol) | O2 (% by vol) | Bal Gas (% by vol) | Rel Press ("H2O) | Comments |
|---|---|---|---|---|---|---|---|
| GP-11 - 141 | 2/23/2026 09:42 | 0.00 | 0.00 | 19.40 | 80.60 | -4.00 | |
| GP-11 - 141 | 2/23/2026 12:05 | 0.00 | 0.00 | 21.60 | 78.40 | -1.44 | Valve Adjustment:Reduced System Vac/Flare Down |
| GP-11 - 141 | 2/24/2026 07:24 | 0.00 | 0.00 | 20.90 | 79.10 | -0.21 | |
| GP-11 - 141 | 2/25/2026 09:46 | 0.00 | 0.00 | 20.50 | 79.50 | -0.40 | Valve Adjustment:Reduced System Vac/Flare Down |
| GP-11 - 141 | 2/26/2026 07:46 | 0.00 | 0.00 | 20.70 | 79.30 | -0.74 | Valve Adjustment:Reduced System Vac/Flare Down |
| GP-11 - 141 | 3/3/2026 09:17 | 0.00 | 0.00 | 19.80 | 80.20 | -0.97 | |
| GP-11 - 141 | 3/12/2026 09:35 | 0.00 | 0.00 | 19.90 | 80.10 | -2.32 | |
| GP-11 - 141 | 3/20/2026 12:45 | 0.00 | 0.00 | 20.30 | 79.70 | -0.20 | |
| GP-11 - 141 | 3/24/2026 09:28 | 0.00 | 0.00 | 21.50 | 78.50 | -1.07 | |
| GP-11 - 141 | 3/26/2026 09:08 | 0.00 | 0.00 | 20.10 | 79.90 | -0.72 | |
| GP-11 - 208 | 1/2/2026 07:57 | 0.20 | 1.70 | 15.40 | 82.70 | -1.01 | |
| GP-11 - 208 | 1/5/2026 07:40 | 0.20 | 1.80 | 14.90 | 83.10 | -1.16 | |
| GP-11 - 208 | 1/6/2026 07:45 | 0.20 | 2.00 | 14.40 | 83.40 | -1.38 | |
| GP-11 - 208 | 1/7/2026 08:52 | 0.20 | 2.20 | 13.90 | 83.70 | -0.62 | |
| GP-11 - 208 | 1/8/2026 08:50 | 0.30 | 2.30 | 13.00 | 84.40 | -1.26 | |
| GP-11 - 208 | 1/9/2026 07:51 | 0.00 | 1.10 | 16.80 | 82.10 | -3.50 | |
| GP-11 - 208 | 1/12/2026 08:19 | 0.00 | 1.40 | 16.10 | 82.50 | -1.85 | |
| GP-11 - 208 | 1/13/2026 07:34 | 0.10 | 1.20 | 15.90 | 82.80 | -1.42 | |
| GP-11 - 208 | 1/14/2026 08:42 | 0.20 | 2.40 | 12.40 | 85.00 | -1.41 | |
| GP-11 - 208 | 1/15/2026 08:46 | 0.30 | 2.70 | 11.30 | 85.70 | -0.96 | |
| GP-11 - 208 | 1/16/2026 08:44 | 0.20 | 2.00 | 13.60 | 84.20 | -1.10 | |
| GP-11 - 208 | 1/19/2026 07:26 | 0.20 | 4.40 | 10.90 | 84.50 | 0.31 | Valve Adjustment:Reduced System Vac/Flare Down |
| GP-11 - 208 | 1/20/2026 07:43 | 0.20 | 3.00 | 13.00 | 83.80 | -0.44 | Valve Adjustment:Reduced System Vac/Flare Down |
| GP-11 - 208 | 1/21/2026 07:40 | 0.20 | 3.10 | 12.90 | 83.80 | -0.16 | Valve Adjustment:Reduced System Vac/Flare Down |
| GP-11 - 208 | 1/22/2026 08:37 | 0.20 | 3.60 | 12.80 | 83.40 | 0.41 | Valve Adjustment:Reduced System Vac/Flare Down |
| GP-11 - 208 | 1/23/2026 08:53 | 0.40 | 3.60 | 10.60 | 85.40 | 0.22 | Valve Adjustment:Reduced System Vac/Flare Down |
| GP-11 - 208 | 1/26/2026 08:50 | 0.00 | 1.10 | 20.70 | 78.20 | -2.42 | Valve Adjustment:Reduced System Vac/Flare Down |

# Chiquita Canyon Landfill - Monitoring . .obes Data - 01/01/2026 to 03/31/2026

| Point Name | Record Date | CH4 (% by vol) | CO2 (% by vol) | O2 (% by vol) | Bal Gas (% by vol) | Rel Press ("H2O) | Comments |
|---|---|---|---|---|---|---|---|
| GP-11 - 208 | 1/27/2026 09:05 | 0.00 | 0.50 | 19.50 | 80.00 | -2.06 | Valve Adjustment:Reduced System Vac/Flare Down |
| GP-11 - 208 | 1/28/2026 09:12 | 0.00 | 0.10 | 20.40 | 79.50 | -1.65 | Valve Adjustment:Reduced System Vac/Flare Down |
| GP-11 - 208 | 1/28/2026 09:49 | 0.00 | 0.10 | 1.20 | 98.70 | -3.72 | |
| GP-11 - 208 | 1/29/2026 09:50 | 0.00 | 0.10 | 20.50 | 79.40 | -1.70 | Valve Adjustment:Reduced System Vac/Flare Down |
| GP-11 - 208 | 1/30/2026 08:49 | 0.00 | 0.00 | 20.10 | 79.90 | -1.83 | Valve Adjustment:Reduced System Vac/Flare Down |
| GP-11 - 208 | 2/2/2026 08:00 | 0.00 | 0.10 | 20.60 | 79.30 | -0.76 | Valve Adjustment:Reduced System Vac/Flare Down |
| GP-11 - 208 | 2/3/2026 08:38 | 0.00 | 0.10 | 19.80 | 80.10 | -1.60 | |
| GP-11 - 208 | 2/4/2026 08:54 | 0.00 | 0.00 | 20.10 | 79.90 | -1.40 | Valve Adjustment:Reduced System Vac/Flare Down |
| GP-11 - 208 | 2/5/2026 09:02 | 0.00 | 0.00 | 20.50 | 79.50 | -0.66 | Valve Adjustment:Reduced System Vac/Flare Down |
| GP-11 - 208 | 2/6/2026 07:47 | 0.00 | 0.00 | 20.50 | 79.50 | -0.83 | |
| GP-11 - 208 | 2/9/2026 08:49 | 0.00 | 0.20 | 19.50 | 80.30 | 0.03 | Valve Adjustment:Reduced System Vac/Flare Down |
| GP-11 - 208 | 2/10/2026 14:37 | 0.00 | 0.80 | 18.90 | 80.30 | 0.61 | Valve Adjustment:Reduced System Vac/Flare Down |
| GP-11 - 208 | 2/11/2026 07:40 | 0.00 | 0.20 | 21.30 | 78.50 | -0.96 | |
| GP-11 - 208 | 2/12/2026 08:42 | 0.00 | 0.10 | 20.50 | 79.40 | -1.30 | |
| GP-11 - 208 | 2/13/2026 09:08 | 0.00 | 0.20 | 19.90 | 79.90 | -0.29 | |
| GP-11 - 208 | 2/16/2026 07:10 | 0.00 | 1.90 | 17.90 | 80.20 | 1.35 | |
| GP-11 - 208 | 2/17/2026 07:44 | 0.00 | 0.00 | 20.50 | 79.50 | -1.11 | |
| GP-11 - 208 | 2/18/2026 07:18 | 0.00 | 0.00 | 20.80 | 79.20 | -0.57 | |
| GP-11 - 208 | 2/19/2026 13:37 | 0.00 | 0.90 | 18.80 | 80.30 | 0.81 | |
| GP-11 - 208 | 2/20/2026 07:34 | 0.00 | 0.10 | 20.90 | 79.00 | -1.19 | |
| GP-11 - 208 | 2/23/2026 09:45 | 0.00 | 0.30 | 18.90 | 80.80 | -8.30 | |
| GP-11 - 208 | 2/23/2026 12:12 | 0.00 | 0.10 | 20.70 | 79.20 | -1.38 | Valve Adjustment:Reduced System Vac/Flare Down |
| GP-11 - 208 | 2/24/2026 07:31 | 0.00 | 0.10 | 20.50 | 79.40 | -0.46 | |
| GP-11 - 208 | 2/25/2026 09:53 | 0.00 | 0.10 | 19.90 | 80.00 | -0.57 | Valve Adjustment:Reduced System Vac/Flare Down |
| GP-11 - 208 | 2/26/2026 07:53 | 0.00 | 0.10 | 20.40 | 79.50 | -0.71 | Valve Adjustment:Reduced System Vac/Flare Down |

# Chiquita Canyon Landfill - Monitoring . .obes Data - 01/01/2026 to 03/31/2026

| Point Name | Record Date | CH4 (% by vol) | CO2 (% by vol) | O2 (% by vol) | Bal Gas (% by vol) | Rel Press ("H2O) | Comments |
|---|---|---|---|---|---|---|---|
| GP-11 - 208 | 3/3/2026 09:24 | 0.00 | 0.10 | 19.40 | 80.50 | -1.34 | |
| GP-11 - 208 | 3/12/2026 09:42 | 0.00 | 0.10 | 19.40 | 80.50 | -2.47 | |
| GP-11 - 208 | 3/20/2026 12:51 | 0.00 | 0.00 | 20.30 | 79.70 | -0.31 | |
| GP-11 - 208 | 3/24/2026 09:30 | 0.00 | 0.50 | 20.80 | 78.70 | -1.10 | |
| GP-11 - 208 | 3/26/2026 09:16 | 0.00 | 0.10 | 19.20 | 80.70 | -0.87 | |
| GP-12 - 12 | 1/28/2026 09:29 | 0.00 | 0.10 | 1.20 | 98.70 | -0.03 | |
| GP-12 - 12 | 1/29/2026 09:11 | 0.00 | 0.00 | 20.20 | 79.80 | 0.00 | Valve Adjustment:Reduced System Vac/Flare Down |
| GP-12 - 12 | 2/23/2026 09:22 | 0.00 | 0.00 | 19.40 | 80.60 | 0.00 | |
| GP-12 - 12 | 2/23/2026 12:25 | 0.00 | 0.00 | 21.50 | 78.50 | 0.00 | Valve Adjustment:Reduced System Vac/Flare Down |
| GP-12 - 12 | 3/24/2026 09:09 | 0.00 | 0.00 | 21.60 | 78.40 | -0.01 | |
| GP-12 - 12 | 3/25/2026 10:45 | 0.00 | 0.00 | 21.00 | 79.00 | 0.00 | |
| GP-12 - 38 | 1/28/2026 09:31 | 0.00 | 0.00 | 1.20 | 98.80 | -0.06 | |
| GP-12 - 38 | 1/29/2026 09:14 | 0.00 | 0.00 | 20.20 | 79.80 | 0.00 | Valve Adjustment:Reduced System Vac/Flare Down |
| GP-12 - 38 | 2/23/2026 09:24 | 0.00 | 0.00 | 19.50 | 80.50 | 0.00 | |
| GP-12 - 38 | 2/23/2026 12:28 | 0.00 | 0.00 | 20.90 | 79.10 | 0.00 | Valve Adjustment:Reduced System Vac/Flare Down |
| GP-12 - 38 | 3/24/2026 09:11 | 0.00 | 0.00 | 21.70 | 78.30 | -0.02 | |
| GP-12 - 38 | 3/25/2026 10:48 | 0.00 | 0.00 | 21.20 | 78.80 | 0.00 | |
| GP-12 - 74 | 1/28/2026 09:33 | 0.00 | 0.00 | 1.20 | 98.80 | 0.01 | |
| GP-12 - 74 | 1/29/2026 09:17 | 0.00 | 0.00 | 20.20 | 79.80 | 0.00 | Valve Adjustment:Reduced System Vac/Flare Down |
| GP-12 - 74 | 2/23/2026 09:27 | 0.00 | 0.00 | 19.40 | 80.60 | -4.90 | |
| GP-12 - 74 | 2/23/2026 12:31 | 0.00 | 0.00 | 20.70 | 79.30 | -0.01 | Valve Adjustment:Reduced System Vac/Flare Down |
| GP-12 - 74 | 3/24/2026 09:13 | 0.00 | 0.00 | 21.60 | 78.40 | -0.06 | |
| GP-12 - 74 | 3/25/2026 10:51 | 0.00 | 0.00 | 21.10 | 78.90 | 0.00 | |
| GP-12 - 110 | 1/28/2026 09:35 | 0.00 | 0.00 | 1.20 | 98.80 | -0.03 | |
| GP-12 - 110 | 1/29/2026 09:21 | 0.00 | 0.00 | 20.20 | 79.80 | 0.00 | Valve Adjustment:Reduced System Vac/Flare Down |
| GP-12 - 110 | 2/23/2026 09:28 | 0.00 | 0.00 | 19.50 | 80.50 | -1.00 | |
| GP-12 - 110 | 2/23/2026 12:36 | 0.00 | 0.00 | 20.80 | 79.20 | 0.00 | Valve Adjustment:Reduced System Vac/Flare Down |

# Chiquita Canyon Landfill - Monitoring Probes Data - 01/01/2026 to 03/31/2026

| Point Name | Record Date | CH4 (% by vol) | CO2 (% by vol) | O2 (% by vol) | Bal Gas (% by vol) | Rel Press ("H2O) | Comments |
|---|---|---|---|---|---|---|---|
| GP-12 - 110 | 3/24/2026 09:15 | 0.00 | 0.00 | 21.70 | 78.30 | -0.01 | |
| GP-12 - 110 | 3/25/2026 10:56 | 0.00 | 0.00 | 21.20 | 78.80 | 0.00 | |
| GP-12 - 224 | 1/28/2026 09:37 | 0.00 | 0.00 | 1.20 | 98.80 | -0.08 | |
| GP-12 - 224 | 1/29/2026 09:28 | 0.00 | 0.00 | 20.20 | 79.80 | -0.01 | Valve Adjustment:Reduced System Vac/Flare Down |
| GP-12 - 224 | 2/23/2026 09:31 | 0.00 | 0.00 | 19.50 | 80.50 | -1.60 | |
| GP-12 - 224 | 2/23/2026 12:42 | 0.00 | 0.00 | 20.70 | 79.30 | 0.00 | Valve Adjustment:Reduced System Vac/Flare Down |
| GP-12 - 224 | 3/24/2026 09:18 | 0.00 | 0.00 | 21.60 | 78.40 | 0.05 | |
| GP-12 - 224 | 3/25/2026 11:02 | 0.00 | 0.00 | 21.20 | 78.80 | 0.00 | |
| GP-13 - 10 | 1/2/2026 08:05 | 0.10 | 0.10 | 20.90 | 78.90 | -0.01 | |
| GP-13 - 10 | 1/5/2026 07:55 | 0.10 | 0.10 | 20.50 | 79.30 | -0.01 | |
| GP-13 - 10 | 1/6/2026 07:56 | 0.00 | 0.20 | 21.20 | 78.60 | -0.01 | |
| GP-13 - 10 | 1/7/2026 07:20 | 0.00 | 0.00 | 20.30 | 79.70 | 0.00 | |
| GP-13 - 10 | 1/8/2026 08:59 | 0.00 | 0.20 | 20.10 | 79.70 | -0.01 | |
| GP-13 - 10 | 1/9/2026 08:04 | 0.00 | 0.10 | 20.60 | 79.30 | 0.00 | |
| GP-13 - 10 | 1/12/2026 08:28 | 0.00 | 0.10 | 21.60 | 78.30 | -0.01 | |
| GP-13 - 10 | 1/13/2026 07:45 | 0.00 | 0.00 | 20.50 | 79.50 | -0.01 | |
| GP-13 - 10 | 1/14/2026 07:37 | 0.00 | 0.10 | 20.60 | 79.30 | -0.01 | |
| GP-13 - 10 | 1/15/2026 07:59 | 0.40 | 0.00 | 20.10 | 79.50 | 0.00 | |
| GP-13 - 10 | 1/16/2026 07:57 | 0.30 | 0.10 | 20.20 | 79.40 | -0.02 | |
| GP-13 - 10 | 1/19/2026 07:39 | 0.00 | 1.10 | 19.00 | 79.90 | 0.00 | Valve Adjustment:Reduced System Vac/Flare Down |
| GP-13 - 10 | 1/20/2026 08:37 | 0.10 | 0.80 | 19.00 | 80.10 | 0.00 | Valve Adjustment:Reduced System Vac/Flare Down |
| GP-13 - 10 | 1/21/2026 07:52 | 0.00 | 0.70 | 18.80 | 80.50 | 0.00 | Valve Adjustment:Reduced System Vac/Flare Down |
| GP-13 - 10 | 1/22/2026 09:13 | 0.00 | 1.10 | 18.30 | 80.60 | 0.00 | Valve Adjustment:Reduced System Vac/Flare Down |
| GP-13 - 10 | 1/23/2026 08:01 | 0.40 | 0.90 | 18.80 | 79.90 | 0.00 | Valve Adjustment:Reduced System Vac/Flare Down |
| GP-13 - 10 | 1/26/2026 09:00 | 0.00 | 0.10 | 22.40 | 77.50 | 0.00 | Valve Adjustment:Reduced System Vac/Flare Down |
| GP-13 - 10 | 1/27/2026 07:19 | 0.00 | 0.10 | 20.60 | 79.30 | 0.00 | Valve Adjustment:Reduced System Vac/Flare Down |

# Chiquita Canyon Landfill - Monitoring . robes Data - 01/01/2026 to 03/31/2026

| Point Name | Record Date | CH4 (% by vol) | CO2 (% by vol) | O2 (% by vol) | Bal Gas (% by vol) | Rel Press ("H2O) | Comments |
|---|---|---|---|---|---|---|---|
| GP-13 - 10 | 1/28/2026 07:50 | 0.00 | 0.20 | 20.40 | 79.40 | -0.01 | Valve Adjustment:Reduced System Vac/Flare Down |
| GP-13 - 10 | 1/28/2026 09:03 | 0.00 | 0.40 | 1.20 | 98.40 | -0.05 | |
| GP-13 - 10 | 1/29/2026 08:46 | 0.00 | 0.30 | 19.90 | 79.80 | 0.00 | Valve Adjustment:Reduced System Vac/Flare Down |
| GP-13 - 10 | 1/30/2026 08:02 | 0.00 | 0.20 | 20.40 | 79.40 | 0.00 | Valve Adjustment:Reduced System Vac/Flare Down |
| GP-13 - 10 | 2/2/2026 07:19 | 0.10 | 0.10 | 20.20 | 79.60 | -0.01 | Valve Adjustment:Reduced System Vac/Flare Down |
| GP-13 - 10 | 2/3/2026 07:51 | 0.00 | 0.20 | 20.70 | 79.10 | -0.01 | |
| GP-13 - 10 | 2/4/2026 08:03 | 0.00 | 0.10 | 20.60 | 79.30 | -0.05 | Valve Adjustment:Reduced System Vac/Flare Down |
| GP-13 - 10 | 2/5/2026 08:17 | 0.00 | 0.20 | 20.50 | 79.30 | -0.01 | Valve Adjustment:Reduced System Vac/Flare Down |
| GP-13 - 10 | 2/6/2026 07:08 | 0.00 | 0.10 | 20.50 | 79.40 | 0.00 | |
| GP-13 - 10 | 2/9/2026 08:05 | 0.00 | 0.40 | 20.20 | 79.40 | 0.00 | Valve Adjustment:Reduced System Vac/Flare Down |
| GP-13 - 10 | 2/10/2026 08:41 | 0.20 | 0.40 | 19.30 | 80.10 | 0.00 | Valve Adjustment:Reduced System Vac/Flare Down |
| GP-13 - 10 | 2/11/2026 09:05 | 0.00 | 0.10 | 19.80 | 80.10 | 0.00 | |
| GP-13 - 10 | 2/12/2026 09:32 | 0.00 | 0.20 | 20.40 | 79.40 | -0.01 | |
| GP-13 - 10 | 2/13/2026 08:20 | 0.00 | 0.20 | 20.10 | 79.70 | -0.01 | |
| GP-13 - 10 | 2/17/2026 08:33 | 0.00 | 0.00 | 20.10 | 79.90 | -0.01 | |
| GP-13 - 10 | 2/18/2026 07:47 | 0.00 | 0.00 | 20.50 | 79.50 | -0.01 | Valve Adjustment:Reduced System Vac/Flare Down |
| GP-13 - 10 | 2/19/2026 07:00 | 0.00 | 0.10 | 20.50 | 79.40 | -0.01 | |
| GP-13 - 10 | 2/20/2026 08:19 | 0.00 | 0.10 | 20.90 | 79.00 | 0.00 | |
| GP-13 - 10 | 2/23/2026 07:13 | 0.00 | 0.10 | 20.50 | 79.40 | 0.00 | |
| GP-13 - 10 | 2/23/2026 09:01 | 0.00 | 0.30 | 18.60 | 81.10 | 0.00 | |
| GP-13 - 10 | 2/24/2026 08:12 | 0.00 | 0.30 | 20.00 | 79.70 | 0.00 | |
| GP-13 - 10 | 2/25/2026 07:38 | 0.00 | 1.00 | 20.70 | 78.30 | 0.00 | Valve Adjustment:Reduced System Vac/Flare Down |
| GP-13 - 10 | 2/26/2026 08:05 | 0.00 | 0.20 | 19.80 | 80.00 | 0.00 | Valve Adjustment:Reduced System Vac/Flare Down |
| GP-13 - 10 | 2/27/2026 08:26 | 0.00 | 1.00 | 20.30 | 78.70 | 0.00 | |
| GP-13 - 10 | 3/2/2026 07:41 | 0.00 | 1.20 | 20.30 | 78.50 | 0.00 | |
| GP-13 - 10 | 3/3/2026 07:35 | 0.00 | 0.10 | 20.50 | 79.40 | 0.00 | |

# Chiquita Canyon Landfill - Monitoring Probes Data - 01/01/2026 to 03/31/2026

| Point Name | Record Date | CH4 (% by vol) | CO2 (% by vol) | O2 (% by vol) | Bal Gas (% by vol) | Rel Press ("H2O) | Comments |
|---|---|---|---|---|---|---|---|
| GP-13 - 10 | 3/4/2026 07:30 | 0.00 | 0.20 | 20.40 | 79.40 | 0.00 | |
| GP-13 - 10 | 3/5/2026 08:07 | 0.00 | 0.10 | 20.60 | 79.30 | -0.02 | |
| GP-13 - 10 | 3/6/2026 07:06 | 0.00 | 0.10 | 20.60 | 79.30 | -0.01 | |
| GP-13 - 10 | 3/9/2026 07:43 | 0.00 | 0.20 | 20.50 | 79.30 | 0.00 | |
| GP-13 - 10 | 3/10/2026 07:42 | 0.00 | 0.10 | 20.70 | 79.20 | 0.00 | |
| GP-13 - 10 | 3/11/2026 07:57 | 0.00 | 0.10 | 20.80 | 79.10 | -0.01 | |
| GP-13 - 10 | 3/12/2026 08:00 | 0.00 | 0.10 | 20.60 | 79.30 | -0.01 | |
| GP-13 - 10 | 3/13/2026 07:36 | 0.00 | 0.20 | 20.50 | 79.30 | -0.01 | |
| GP-13 - 10 | 3/16/2026 08:25 | 0.00 | 0.10 | 20.40 | 79.50 | 0.00 | |
| GP-13 - 10 | 3/17/2026 07:42 | 0.00 | 0.20 | 20.50 | 79.30 | 0.00 | |
| GP-13 - 10 | 3/18/2026 08:05 | 0.00 | 0.10 | 20.60 | 79.30 | -0.01 | |
| GP-13 - 10 | 3/19/2026 08:09 | 0.00 | 0.10 | 20.50 | 79.40 | -0.01 | |
| GP-13 - 10 | 3/20/2026 09:05 | 0.00 | 0.20 | 20.30 | 79.50 | -0.01 | |
| GP-13 - 10 | 3/23/2026 08:04 | 0.00 | 0.20 | 20.50 | 79.30 | 0.00 | |
| GP-13 - 10 | 3/24/2026 08:08 | 0.00 | 0.20 | 22.00 | 77.80 | -0.01 | |
| GP-13 - 10 | 3/24/2026 08:51 | 0.00 | 0.40 | 21.40 | 78.20 | -0.05 | |
| GP-13 - 10 | 3/25/2026 08:23 | 0.00 | 0.20 | 20.50 | 79.30 | -0.01 | |
| GP-13 - 10 | 3/26/2026 07:48 | 0.00 | 0.20 | 20.40 | 79.40 | 0.00 | |
| GP-13 - 10 | 3/27/2026 07:37 | 0.00 | 0.20 | 20.60 | 79.20 | 0.00 | |
| GP-13 - 10 | 3/30/2026 07:55 | 0.00 | 0.20 | 20.50 | 79.30 | 0.00 | |
| GP-13 - 10 | 3/31/2026 08:08 | 0.00 | 0.20 | 20.40 | 79.40 | 0.00 | |
| GP-13 - 29 | 1/2/2026 08:07 | 0.00 | 0.80 | 20.20 | 79.00 | -0.12 | |
| GP-13 - 29 | 1/5/2026 07:57 | 0.00 | 0.90 | 19.50 | 79.60 | -0.14 | |
| GP-13 - 29 | 1/6/2026 07:58 | 0.00 | 1.00 | 20.30 | 78.70 | -0.12 | |
| GP-13 - 29 | 1/7/2026 07:22 | 0.00 | 1.20 | 19.10 | 79.70 | -0.09 | |
| GP-13 - 29 | 1/8/2026 09:02 | 0.00 | 0.90 | 19.30 | 79.80 | -0.12 | |
| GP-13 - 29 | 1/9/2026 08:06 | 0.00 | 0.60 | 20.20 | 79.20 | -0.22 | |
| GP-13 - 29 | 1/12/2026 08:30 | 0.00 | 0.60 | 20.80 | 78.60 | -0.11 | |
| GP-13 - 29 | 1/13/2026 07:47 | 0.00 | 0.90 | 19.50 | 79.60 | -0.13 | |
| GP-13 - 29 | 1/14/2026 07:40 | 0.00 | 0.90 | 19.40 | 79.70 | -0.13 | |

# Chiquita Canyon Landfill - Monitoring . robes Data - 01/01/2026 to 03/31/2026

| Point Name | Record Date | CH4 (% by vol) | CO2 (% by vol) | O2 (% by vol) | Bal Gas (% by vol) | Rel Press ("H2O) | Comments |
|---|---|---|---|---|---|---|---|
| GP-13 - 29 | 1/15/2026 08:01 | 0.00 | 1.10 | 19.00 | 79.90 | -0.11 | |
| GP-13 - 29 | 1/16/2026 08:00 | 0.00 | 1.10 | 18.80 | 80.10 | -0.15 | |
| GP-13 - 29 | 1/19/2026 07:41 | 0.00 | 2.80 | 15.10 | 82.10 | -0.01 | Valve Adjustment:Reduced System Vac/Flare Down |
| GP-13 - 29 | 1/20/2026 08:39 | 0.00 | 2.70 | 16.40 | 80.90 | -0.05 | Valve Adjustment:Reduced System Vac/Flare Down |
| GP-13 - 29 | 1/21/2026 07:54 | 0.00 | 3.40 | 16.10 | 80.50 | -0.03 | Valve Adjustment:Reduced System Vac/Flare Down |
| GP-13 - 29 | 1/22/2026 09:15 | 0.00 | 4.00 | 13.60 | 82.40 | 0.00 | Valve Adjustment:Reduced System Vac/Flare Down |
| GP-13 - 29 | 1/23/2026 08:03 | 0.00 | 4.10 | 15.70 | 80.20 | -0.04 | Valve Adjustment:Reduced System Vac/Flare Down |
| GP-13 - 29 | 1/26/2026 09:02 | 0.00 | 1.20 | 20.70 | 78.10 | -0.14 | Valve Adjustment:Reduced System Vac/Flare Down |
| GP-13 - 29 | 1/27/2026 07:21 | 0.00 | 1.40 | 19.10 | 79.50 | -0.09 | Valve Adjustment:Reduced System Vac/Flare Down |
| GP-13 - 29 | 1/28/2026 07:52 | 0.00 | 1.60 | 18.50 | 79.90 | -0.05 | Valve Adjustment:Reduced System Vac/Flare Down |
| GP-13 - 29 | 1/28/2026 09:05 | 0.00 | 1.90 | 1.20 | 96.90 | -0.11 | |
| GP-13 - 29 | 1/29/2026 08:48 | 0.00 | 1.90 | 17.70 | 80.40 | -0.08 | Valve Adjustment:Reduced System Vac/Flare Down |
| GP-13 - 29 | 1/30/2026 08:05 | 0.00 | 1.70 | 18.50 | 79.80 | -0.10 | Valve Adjustment:Reduced System Vac/Flare Down |
| GP-13 - 29 | 2/2/2026 07:21 | 0.00 | 1.70 | 18.60 | 79.70 | -0.11 | Valve Adjustment:Reduced System Vac/Flare Down |
| GP-13 - 29 | 2/3/2026 07:53 | 0.00 | 1.40 | 19.40 | 79.20 | -0.13 | |
| GP-13 - 29 | 2/4/2026 08:05 | 0.00 | 1.10 | 19.50 | 79.40 | -0.17 | Valve Adjustment:Reduced System Vac/Flare Down |
| GP-13 - 29 | 2/5/2026 08:19 | 0.00 | 1.20 | 19.10 | 79.70 | -0.11 | Valve Adjustment:Reduced System Vac/Flare Down |
| GP-13 - 29 | 2/6/2026 07:10 | 0.00 | 1.50 | 18.90 | 79.60 | -0.09 | |
| GP-13 - 29 | 2/9/2026 08:07 | 0.00 | 2.10 | 18.00 | 79.90 | -0.04 | Valve Adjustment:Reduced System Vac/Flare Down |
| GP-13 - 29 | 2/10/2026 08:43 | 0.00 | 2.60 | 17.10 | 80.30 | -0.08 | Valve Adjustment:Reduced System Vac/Flare Down |
| GP-13 - 29 | 2/11/2026 09:07 | 0.00 | 1.90 | 18.30 | 79.80 | -0.15 | |
| GP-13 - 29 | 2/12/2026 09:34 | 0.00 | 1.40 | 19.10 | 79.50 | -0.10 | |
| GP-13 - 29 | 2/13/2026 08:22 | 0.00 | 1.70 | 18.20 | 80.10 | -0.08 | |
| GP-13 - 29 | 2/17/2026 08:35 | 0.00 | 1.20 | 19.10 | 79.70 | -0.18 | |

# Chiquita Canyon Landfill - Monitoring . .obes Data - 01/01/2026 to 03/31/2026

| Point Name | Record Date | CH4 (% by vol) | CO2 (% by vol) | O2 (% by vol) | Bal Gas (% by vol) | Rel Press ("H2O) | Comments |
|---|---|---|---|---|---|---|---|
| GP-13 - 29 | 2/18/2026 07:49 | 0.00 | 1.30 | 19.30 | 79.40 | -0.17 | Valve Adjustment:Reduced System Vac/Flare Down |
| GP-13 - 29 | 2/19/2026 07:03 | 0.00 | 1.30 | 19.30 | 79.40 | -0.05 | |
| GP-13 - 29 | 2/20/2026 08:21 | 0.00 | 1.40 | 19.60 | 79.00 | -0.15 | |
| GP-13 - 29 | 2/23/2026 07:15 | 0.00 | 1.40 | 18.80 | 79.80 | -0.10 | |
| GP-13 - 29 | 2/23/2026 09:03 | 0.00 | 1.60 | 17.70 | 80.70 | 0.00 | |
| GP-13 - 29 | 2/24/2026 08:15 | 0.00 | 1.80 | 18.00 | 80.20 | -0.06 | |
| GP-13 - 29 | 2/25/2026 07:41 | 0.00 | 1.80 | 18.80 | 79.40 | -0.07 | Valve Adjustment:Reduced System Vac/Flare Down |
| GP-13 - 29 | 2/26/2026 08:07 | 0.00 | 1.80 | 18.00 | 80.20 | -0.07 | Valve Adjustment:Reduced System Vac/Flare Down |
| GP-13 - 29 | 2/27/2026 08:28 | 0.00 | 1.80 | 18.60 | 79.60 | -0.08 | |
| GP-13 - 29 | 3/2/2026 07:43 | 0.00 | 1.80 | 18.50 | 79.70 | -0.08 | |
| GP-13 - 29 | 3/3/2026 07:38 | 0.00 | 1.70 | 18.80 | 79.50 | -0.12 | |
| GP-13 - 29 | 3/4/2026 07:32 | 0.00 | 1.70 | 18.70 | 79.60 | -0.10 | |
| GP-13 - 29 | 3/5/2026 08:09 | 0.00 | 1.60 | 19.00 | 79.40 | -0.19 | |
| GP-13 - 29 | 3/6/2026 07:08 | 0.00 | 1.50 | 19.20 | 79.30 | -0.12 | |
| GP-13 - 29 | 3/9/2026 07:46 | 0.00 | 2.00 | 18.40 | 79.60 | -0.06 | |
| GP-13 - 29 | 3/10/2026 07:44 | 0.00 | 1.80 | 19.20 | 79.00 | -0.10 | |
| GP-13 - 29 | 3/11/2026 08:00 | 0.00 | 1.20 | 19.70 | 79.10 | -0.13 | |
| GP-13 - 29 | 3/12/2026 08:02 | 0.00 | 1.30 | 19.20 | 79.50 | -0.10 | |
| GP-13 - 29 | 3/13/2026 07:38 | 0.00 | 1.80 | 18.60 | 79.60 | -0.05 | |
| GP-13 - 29 | 3/16/2026 08:27 | 0.00 | 1.60 | 18.90 | 79.50 | -0.10 | |
| GP-13 - 29 | 3/17/2026 07:44 | 0.00 | 1.90 | 18.70 | 79.40 | -0.10 | |
| GP-13 - 29 | 3/18/2026 08:07 | 0.00 | 1.80 | 19.00 | 79.20 | -0.10 | |
| GP-13 - 29 | 3/19/2026 08:11 | 0.00 | 1.60 | 19.00 | 79.40 | -0.11 | |
| GP-13 - 29 | 3/20/2026 09:08 | 0.00 | 1.60 | 18.70 | 79.70 | -0.08 | |
| GP-13 - 29 | 3/23/2026 08:06 | 0.00 | 1.90 | 18.90 | 79.20 | -0.09 | |
| GP-13 - 29 | 3/24/2026 08:12 | 0.00 | 1.80 | 20.20 | 78.00 | -0.09 | |
| GP-13 - 29 | 3/24/2026 08:53 | 0.00 | 2.20 | 19.70 | 78.10 | -0.11 | |
| GP-13 - 29 | 3/25/2026 08:25 | 0.00 | 1.80 | 19.00 | 79.20 | -0.09 | |
| GP-13 - 29 | 3/26/2026 07:50 | 0.00 | 1.60 | 18.70 | 79.70 | -0.09 | |

# Chiquita Canyon Landfill - Monitoring . robes Data - 01/01/2026 to 03/31/2026

| Point Name | Record Date | CH4 (% by vol) | CO2 (% by vol) | O2 (% by vol) | Bal Gas (% by vol) | Rel Press ("H2O) | Comments |
|---|---|---|---|---|---|---|---|
| GP-13 - 29 | 3/27/2026 07:40 | 0.00 | 1.60 | 19.00 | 79.40 | -0.09 | |
| GP-13 - 29 | 3/30/2026 07:57 | 0.00 | 1.60 | 18.90 | 79.50 | -0.08 | |
| GP-13 - 29 | 3/31/2026 08:11 | 0.00 | 1.60 | 18.80 | 79.60 | -0.13 | |
| GP-13 - 58 | 1/2/2026 08:12 | 8.70 | 9.80 | 1.80 | 79.70 | -0.45 | |
| GP-13 - 58 | 1/5/2026 08:00 | 10.90 | 9.80 | 1.40 | 77.90 | -0.71 | |
| GP-13 - 58 | 1/6/2026 08:01 | 0.00 | 11.30 | 4.70 | 84.00 | -0.72 | |
| GP-13 - 58 | 1/7/2026 07:26 | 10.00 | 10.30 | 1.60 | 78.10 | 0.02 | |
| GP-13 - 58 | 1/8/2026 09:05 | 5.10 | 10.30 | 1.90 | 82.70 | -0.74 | |
| GP-13 - 58 | 1/9/2026 08:11 | 0.00 | 4.90 | 15.80 | 79.30 | -2.37 | |
| GP-13 - 58 | 1/12/2026 08:35 | 4.40 | 7.40 | 1.90 | 86.30 | -0.50 | |
| GP-13 - 58 | 1/13/2026 07:50 | 8.70 | 8.90 | 1.40 | 81.00 | -0.49 | |
| GP-13 - 58 | 1/14/2026 07:43 | 9.50 | 9.60 | 0.60 | 80.30 | -0.33 | |
| GP-13 - 58 | 1/15/2026 08:05 | 10.30 | 10.10 | 0.00 | 79.60 | 0.00 | |
| GP-13 - 58 | 1/16/2026 08:04 | 8.50 | 10.00 | 0.40 | 81.10 | -0.44 | |
| GP-13 - 58 | 1/19/2026 07:45 | 9.20 | 10.70 | 1.20 | 78.90 | 0.25 | Valve Adjustment:Reduced System Vac/Flare Down |
| GP-13 - 58 | 1/20/2026 08:42 | 4.70 | 11.20 | 0.20 | 83.90 | -0.53 | Valve Adjustment:Reduced System Vac/Flare Down |
| GP-13 - 58 | 1/21/2026 07:58 | 4.50 | 11.40 | 1.30 | 82.80 | -0.16 | Valve Adjustment:Reduced System Vac/Flare Down |
| GP-13 - 58 | 1/22/2026 09:19 | 15.30 | 9.70 | 1.60 | 73.40 | 0.21 | Valve Adjustment:Reduced System Vac/Flare Down |
| GP-13 - 58 | 1/23/2026 08:06 | 14.40 | 10.10 | 1.40 | 74.10 | 0.36 | Valve Adjustment:Reduced System Vac/Flare Down |
| GP-13 - 58 | 1/26/2026 09:07 | 0.00 | 7.10 | 12.00 | 80.90 | -1.67 | Valve Adjustment:Reduced System Vac/Flare Down |
| GP-13 - 58 | 1/27/2026 07:25 | 0.00 | 7.70 | 10.80 | 81.50 | -0.95 | Valve Adjustment:Reduced System Vac/Flare Down |
| GP-13 - 58 | 1/28/2026 07:56 | 0.00 | 8.80 | 8.20 | 83.00 | -0.43 | Valve Adjustment:Reduced System Vac/Flare Down |
| GP-13 - 58 | 1/28/2026 09:08 | 0.00 | 8.90 | 0.90 | 90.20 | -0.66 | |
| GP-13 - 58 | 1/29/2026 08:51 | 0.00 | 11.30 | 0.70 | 88.00 | -0.71 | Valve Adjustment:Reduced System Vac/Flare Down |
| GP-13 - 58 | 1/30/2026 08:08 | 0.00 | 10.70 | 6.70 | 82.60 | -0.77 | Valve Adjustment:Reduced System Vac/Flare Down |
| GP-13 - 58 | 2/2/2026 07:24 | 8.60 | 10.30 | 1.50 | 79.60 | -0.42 | Valve Adjustment:Reduced System Vac/Flare Down |

# Chiquita Canyon Landfill - Monitoring . .obes Data - 01/01/2026 to 03/31/2026

| Point Name | Record Date | CH4 (% by vol) | CO2 (% by vol) | O2 (% by vol) | Bal Gas (% by vol) | Rel Press ("H2O) | Comments |
|---|---|---|---|---|---|---|---|
| GP-13 - 58 | 2/3/2026 07:56 | 0.10 | 9.50 | 10.40 | 80.00 | -1.21 | |
| GP-13 - 58 | 2/4/2026 08:09 | 0.00 | 8.30 | 10.20 | 81.50 | -0.89 | Valve Adjustment:Reduced System Vac/Flare Down |
| GP-13 - 58 | 2/5/2026 08:22 | 0.00 | 10.00 | 3.80 | 86.20 | -0.42 | Valve Adjustment:Reduced System Vac/Flare Down |
| GP-13 - 58 | 2/6/2026 07:13 | 0.00 | 11.60 | 3.30 | 85.10 | -0.67 | |
| GP-13 - 58 | 2/9/2026 08:10 | 0.00 | 9.70 | 5.20 | 85.10 | 0.01 | Valve Adjustment:Reduced System Vac/Flare Down |
| GP-13 - 58 | 2/10/2026 08:47 | 4.90 | 10.80 | 0.00 | 84.30 | -0.13 | Valve Adjustment:Reduced System Vac/Flare Down |
| GP-13 - 58 | 2/11/2026 09:11 | 0.00 | 11.30 | 6.00 | 82.70 | -1.51 | |
| GP-13 - 58 | 2/12/2026 09:38 | 0.00 | 7.80 | 11.80 | 80.40 | -1.39 | |
| GP-13 - 58 | 2/13/2026 08:25 | 0.00 | 8.70 | 7.80 | 83.50 | -0.60 | |
| GP-13 - 58 | 2/17/2026 08:39 | 0.00 | 6.90 | 13.30 | 79.80 | -2.06 | |
| GP-13 - 58 | 2/18/2026 07:53 | 0.00 | 7.30 | 9.70 | 83.00 | -1.42 | Valve Adjustment:Reduced System Vac/Flare Down |
| GP-13 - 58 | 2/19/2026 07:06 | 0.00 | 6.70 | 12.60 | 80.70 | -0.62 | |
| GP-13 - 58 | 2/20/2026 08:24 | 0.00 | 7.00 | 13.10 | 79.90 | -1.88 | |
| GP-13 - 58 | 2/23/2026 07:18 | 0.00 | 6.10 | 12.70 | 81.20 | -1.18 | |
| GP-13 - 58 | 2/23/2026 09:06 | 0.00 | 3.70 | 17.80 | 78.50 | -0.90 | |
| GP-13 - 58 | 2/24/2026 08:18 | 0.00 | 7.60 | 9.50 | 82.90 | -0.62 | |
| GP-13 - 58 | 2/25/2026 07:44 | 0.00 | 7.50 | 11.00 | 81.50 | -0.76 | Valve Adjustment:Reduced System Vac/Flare Down |
| GP-13 - 58 | 2/26/2026 08:11 | 0.00 | 6.80 | 11.70 | 81.50 | -0.92 | Valve Adjustment:Reduced System Vac/Flare Down |
| GP-13 - 58 | 2/27/2026 08:31 | 0.00 | 6.80 | 11.90 | 81.30 | -0.93 | |
| GP-13 - 58 | 3/2/2026 07:47 | 0.00 | 7.10 | 11.50 | 81.40 | -0.99 | |
| GP-13 - 58 | 3/3/2026 07:41 | 0.00 | 7.10 | 12.30 | 80.60 | -1.39 | |
| GP-13 - 58 | 3/4/2026 07:35 | 0.00 | 6.70 | 12.30 | 81.00 | -1.15 | |
| GP-13 - 58 | 3/5/2026 08:13 | 0.00 | 6.60 | 12.50 | 80.90 | -1.10 | |
| GP-13 - 58 | 3/6/2026 07:13 | 0.00 | 6.00 | 13.70 | 80.30 | -1.53 | |
| GP-13 - 58 | 3/9/2026 07:49 | 0.00 | 7.70 | 10.10 | 82.20 | -0.56 | |
| GP-13 - 58 | 3/10/2026 07:48 | 0.00 | 6.60 | 13.00 | 80.40 | -1.50 | |
| GP-13 - 58 | 3/11/2026 08:04 | 0.00 | 5.00 | 15.00 | 80.00 | -1.98 | |

# Chiquita Canyon Landfill - Monitoring . . obes Data - 01/01/2026 to 03/31/2026

| Point Name | Record Date | CH4 (% by vol) | CO2 (% by vol) | O2 (% by vol) | Bal Gas (% by vol) | Rel Press ("H2O) | Comments |
|---|---|---|---|---|---|---|---|
| GP-13 - 58 | 3/12/2026 08:05 | 0.00 | 5.50 | 13.70 | 80.80 | -1.45 | |
| GP-13 - 58 | 3/13/2026 07:41 | 0.00 | 7.30 | 10.70 | 82.00 | -0.49 | |
| GP-13 - 58 | 3/16/2026 08:30 | 0.00 | 6.40 | 12.60 | 81.00 | -1.37 | |
| GP-13 - 58 | 3/17/2026 07:47 | 0.00 | 7.40 | 11.30 | 81.30 | -1.10 | |
| GP-13 - 58 | 3/18/2026 08:11 | 0.00 | 6.60 | 12.40 | 81.00 | -1.34 | |
| GP-13 - 58 | 3/19/2026 08:15 | 0.00 | 5.80 | 13.20 | 81.00 | -1.34 | |
| GP-13 - 58 | 3/20/2026 09:11 | 0.00 | 6.30 | 12.30 | 81.40 | -0.99 | |
| GP-13 - 58 | 3/23/2026 08:09 | 0.00 | 6.60 | 12.20 | 81.20 | -1.18 | |
| GP-13 - 58 | 3/24/2026 08:15 | 0.00 | 6.90 | 12.90 | 80.20 | -1.39 | |
| GP-13 - 58 | 3/24/2026 08:55 | 0.00 | 6.70 | 12.70 | 80.60 | -1.43 | |
| GP-13 - 58 | 3/25/2026 08:29 | 0.00 | 6.40 | 12.60 | 81.00 | -1.20 | |
| GP-13 - 58 | 3/26/2026 07:54 | 0.00 | 6.40 | 11.60 | 82.00 | -1.03 | |
| GP-13 - 58 | 3/27/2026 07:43 | 0.00 | 6.10 | 12.30 | 81.60 | -1.14 | |
| GP-13 - 58 | 3/30/2026 08:01 | 0.00 | 5.90 | 12.50 | 81.60 | -0.99 | |
| GP-13 - 58 | 3/31/2026 08:14 | 0.00 | 6.10 | 11.90 | 82.00 | -1.25 | |
| GP-13 - 87 | 1/2/2026 08:18 | 3.20 | 9.10 | 1.50 | 86.20 | -0.73 | |
| GP-13 - 87 | 1/5/2026 08:04 | 3.00 | 9.00 | 1.50 | 86.50 | -1.11 | |
| GP-13 - 87 | 1/6/2026 08:06 | 3.20 | 9.10 | 1.40 | 86.30 | -1.17 | |
| GP-13 - 87 | 1/7/2026 07:30 | 3.00 | 9.20 | 1.40 | 86.40 | -0.09 | |
| GP-13 - 87 | 1/8/2026 09:11 | 3.00 | 8.90 | 1.60 | 86.50 | -1.14 | |
| GP-13 - 87 | 1/9/2026 08:16 | 4.60 | 8.70 | 2.40 | 84.30 | -3.28 | |
| GP-13 - 87 | 1/12/2026 08:41 | 2.80 | 8.10 | 1.70 | 87.40 | -0.63 | |
| GP-13 - 87 | 1/13/2026 07:54 | 2.90 | 8.90 | 1.30 | 86.90 | -0.81 | |
| GP-13 - 87 | 1/14/2026 07:47 | 3.00 | 9.30 | 0.60 | 87.10 | -0.54 | |
| GP-13 - 87 | 1/15/2026 08:09 | 3.30 | 9.50 | 0.10 | 87.10 | -0.19 | |
| GP-13 - 87 | 1/16/2026 08:08 | 3.80 | 9.50 | 0.40 | 86.30 | -0.62 | |
| GP-13 - 87 | 1/19/2026 07:49 | 3.50 | 9.30 | 1.00 | 86.20 | -0.06 | Valve Adjustment:Reduced System Vac/Flare Down |
| GP-13 - 87 | 1/20/2026 08:47 | 4.00 | 9.40 | 0.10 | 86.50 | -1.06 | Valve Adjustment:Reduced System Vac/Flare Down |
| GP-13 - 87 | 1/21/2026 08:03 | 5.20 | 9.30 | 1.10 | 84.40 | -0.52 | Valve Adjustment:Reduced System Vac/Flare Down |

# Chiquita Canyon Landfill - Monitoring . . obes Data - 01/01/2026 to 03/31/2026

| Point Name | Record Date | CH4 (% by vol) | CO2 (% by vol) | O2 (% by vol) | Bal Gas (% by vol) | Rel Press ("H2O) | Comments |
|---|---|---|---|---|---|---|---|
| GP-13 - 87 | 1/22/2026 09:24 | 3.70 | 9.00 | 1.40 | 85.90 | -0.01 | Valve Adjustment:Reduced System Vac/Flare Down |
| GP-13 - 87 | 1/23/2026 08:10 | 4.90 | 9.20 | 1.10 | 84.80 | 0.17 | Valve Adjustment:Reduced System Vac/Flare Down |
| GP-13 - 87 | 1/26/2026 09:14 | 4.60 | 9.90 | 0.00 | 85.50 | -2.36 | Valve Adjustment:Reduced System Vac/Flare Down |
| GP-13 - 87 | 1/27/2026 07:30 | 5.10 | 9.20 | 2.20 | 83.50 | -1.47 | Valve Adjustment:Reduced System Vac/Flare Down |
| GP-13 - 87 | 1/28/2026 08:01 | 5.40 | 9.30 | 1.60 | 83.70 | -0.81 | Valve Adjustment:Reduced System Vac/Flare Down |
| GP-13 - 87 | 1/28/2026 09:13 | 6.20 | 9.80 | 0.80 | 83.20 | -0.93 | |
| GP-13 - 87 | 1/29/2026 08:56 | 4.00 | 9.50 | 0.00 | 86.50 | -1.18 | Valve Adjustment:Reduced System Vac/Flare Down |
| GP-13 - 87 | 1/30/2026 08:12 | 5.90 | 9.60 | 0.50 | 84.00 | -1.23 | Valve Adjustment:Reduced System Vac/Flare Down |
| GP-13 - 87 | 2/2/2026 07:29 | 3.60 | 9.20 | 1.40 | 85.80 | -0.63 | Valve Adjustment:Reduced System Vac/Flare Down |
| GP-13 - 87 | 2/3/2026 08:01 | 4.00 | 8.80 | 1.40 | 85.80 | -1.78 | |
| GP-13 - 87 | 2/4/2026 08:13 | 3.70 | 8.50 | 1.70 | 86.10 | -1.27 | Valve Adjustment:Reduced System Vac/Flare Down |
| GP-13 - 87 | 2/5/2026 08:27 | 2.90 | 8.50 | 1.90 | 86.70 | -0.66 | Valve Adjustment:Reduced System Vac/Flare Down |
| GP-13 - 87 | 2/6/2026 07:17 | 2.90 | 9.00 | 1.20 | 86.90 | -1.02 | |
| GP-13 - 87 | 2/9/2026 08:15 | 2.90 | 9.20 | 0.30 | 87.60 | -0.20 | Valve Adjustment:Reduced System Vac/Flare Down |
| GP-13 - 87 | 2/10/2026 08:52 | 3.20 | 9.40 | 0.10 | 87.30 | -0.23 | Valve Adjustment:Reduced System Vac/Flare Down |
| GP-13 - 87 | 2/11/2026 09:15 | 3.50 | 9.30 | 0.10 | 87.10 | -2.08 | |
| GP-13 - 87 | 2/12/2026 09:44 | 3.10 | 9.10 | 0.50 | 87.30 | -1.91 | |
| GP-13 - 87 | 2/13/2026 08:29 | 2.80 | 9.10 | 1.10 | 87.00 | -0.87 | |
| GP-13 - 87 | 2/17/2026 08:43 | 2.40 | 8.20 | 2.70 | 86.70 | -2.70 | |
| GP-13 - 87 | 2/18/2026 07:57 | 2.40 | 8.20 | 3.10 | 86.30 | -1.86 | Valve Adjustment:Reduced System Vac/Flare Down |
| GP-13 - 87 | 2/19/2026 07:10 | 2.60 | 8.60 | 2.30 | 86.50 | -0.94 | |
| GP-13 - 87 | 2/20/2026 08:29 | 2.60 | 8.90 | 1.30 | 87.20 | -2.56 | |
| GP-13 - 87 | 2/23/2026 07:22 | 2.80 | 8.30 | 1.40 | 87.50 | -1.77 | |
| GP-13 - 87 | 2/23/2026 09:09 | 2.30 | 7.30 | 9.80 | 80.60 | -2.10 | |
| GP-13 - 87 | 2/24/2026 08:22 | 2.90 | 8.70 | 0.80 | 87.60 | -0.89 | |

# Chiquita Canyon Landfill - Monitoring Probes Data - 01/01/2026 to 03/31/2026

| Point Name | Record Date | CH4 (% by vol) | CO2 (% by vol) | O2 (% by vol) | Bal Gas (% by vol) | Rel Press ("H2O) | Comments |
|---|---|---|---|---|---|---|---|
| GP-13 - 87 | 2/25/2026 07:48 | 2.40 | 8.20 | 2.50 | 86.90 | -1.05 | Valve Adjustment:Reduced System Vac/Flare Down |
| GP-13 - 87 | 2/26/2026 08:16 | 2.40 | 8.00 | 2.30 | 87.30 | -1.42 | Valve Adjustment:Reduced System Vac/Flare Down |
| GP-13 - 87 | 2/27/2026 08:35 | 2.40 | 8.10 | 2.20 | 87.30 | -1.37 | |
| GP-13 - 87 | 3/2/2026 07:51 | 2.40 | 8.40 | 1.90 | 87.30 | -1.43 | |
| GP-13 - 87 | 3/3/2026 07:46 | 2.50 | 8.90 | 1.00 | 87.60 | -1.88 | |
| GP-13 - 87 | 3/4/2026 07:40 | 2.40 | 8.70 | 1.70 | 87.20 | -1.72 | |
| GP-13 - 87 | 3/5/2026 08:17 | 2.30 | 7.90 | 2.80 | 87.00 | -1.68 | |
| GP-13 - 87 | 3/6/2026 07:18 | 2.30 | 8.00 | 2.80 | 86.90 | -2.11 | |
| GP-13 - 87 | 3/9/2026 07:53 | 2.30 | 8.10 | 2.60 | 87.00 | -0.74 | |
| GP-13 - 87 | 3/10/2026 07:53 | 2.40 | 8.60 | 1.80 | 87.20 | -2.19 | |
| GP-13 - 87 | 3/11/2026 08:08 | 1.30 | 6.00 | 4.30 | 88.40 | -3.02 | |
| GP-13 - 87 | 3/12/2026 08:09 | 1.80 | 7.30 | 2.60 | 88.30 | -2.31 | |
| GP-13 - 87 | 3/13/2026 07:45 | 2.60 | 8.30 | 1.70 | 87.40 | -0.70 | |
| GP-13 - 87 | 3/16/2026 08:34 | 2.10 | 8.30 | 1.70 | 87.90 | -2.04 | |
| GP-13 - 87 | 3/17/2026 07:52 | 2.30 | 8.90 | 0.50 | 88.30 | -1.62 | |
| GP-13 - 87 | 3/18/2026 08:15 | 2.20 | 8.60 | 1.00 | 88.20 | -2.02 | |
| GP-13 - 87 | 3/19/2026 08:19 | 2.00 | 7.70 | 2.90 | 87.40 | -1.98 | |
| GP-13 - 87 | 3/20/2026 09:16 | 2.00 | 7.70 | 2.60 | 87.70 | -1.45 | |
| GP-13 - 87 | 3/23/2026 08:14 | 1.90 | 7.90 | 2.60 | 87.60 | -1.74 | |
| GP-13 - 87 | 3/24/2026 08:20 | 2.20 | 9.10 | 0.30 | 88.40 | -2.01 | |
| GP-13 - 87 | 3/24/2026 08:57 | 1.60 | 8.70 | 0.80 | 88.90 | -1.85 | |
| GP-13 - 87 | 3/25/2026 08:34 | 2.00 | 8.30 | 2.00 | 87.70 | -1.76 | |
| GP-13 - 87 | 3/26/2026 07:59 | 1.90 | 7.80 | 1.80 | 88.50 | -1.54 | |
| GP-13 - 87 | 3/27/2026 07:48 | 1.70 | 7.50 | 2.50 | 88.30 | -1.65 | |
| GP-13 - 87 | 3/30/2026 08:06 | 1.70 | 7.30 | 3.00 | 88.00 | -1.49 | |
| GP-13 - 87 | 3/31/2026 08:19 | 1.70 | 7.40 | 2.40 | 88.50 | -1.76 | |
| GP-13 - 173 | 1/2/2026 08:24 | 0.00 | 0.00 | 21.60 | 78.40 | 0.04 | |
| GP-13 - 173 | 1/5/2026 08:10 | 0.00 | 0.00 | 21.30 | 78.70 | -0.12 | |
| GP-13 - 173 | 1/6/2026 08:13 | 0.00 | 0.00 | 21.10 | 78.90 | -0.58 | |

# Chiquita Canyon Landfill - Monitoring . . obes Data - 01/01/2026 to 03/31/2026

| Point Name | Record Date | CH4 (% by vol) | CO2 (% by vol) | O2 (% by vol) | Bal Gas (% by vol) | Rel Press ("H2O) | Comments |
|---|---|---|---|---|---|---|---|
| GP-13 - 173 | 1/7/2026 07:37 | 0.10 | 0.00 | 20.60 | 79.30 | 0.66 | |
| GP-13 - 173 | 1/8/2026 09:18 | 0.00 | 0.00 | 20.40 | 79.60 | -0.25 | |
| GP-13 - 173 | 1/9/2026 08:22 | 0.00 | 0.00 | 21.00 | 79.00 | -3.07 | |
| GP-13 - 173 | 1/12/2026 08:59 | 0.00 | 0.30 | 18.10 | 81.60 | -0.38 | |
| GP-13 - 173 | 1/13/2026 08:00 | 0.00 | 0.00 | 20.70 | 79.30 | -0.04 | |
| GP-13 - 173 | 1/14/2026 07:53 | 0.00 | 0.00 | 20.80 | 79.20 | 0.30 | |
| GP-13 - 173 | 1/15/2026 08:15 | 0.00 | 0.00 | 20.40 | 79.60 | 0.88 | |
| GP-13 - 173 | 1/16/2026 08:15 | 13.10 | 3.50 | 3.90 | 79.50 | 0.73 | |
| GP-13 - 173 | 1/19/2026 07:57 | 11.70 | 3.70 | 5.00 | 79.60 | 0.72 | Valve Adjustment:Reduced System Vac/Flare Down |
| GP-13 - 173 | 1/20/2026 08:55 | 10.50 | 3.10 | 5.80 | 80.60 | -0.35 | Valve Adjustment:Reduced System Vac/Flare Down |
| GP-13 - 173 | 1/21/2026 08:11 | 9.80 | 3.40 | 4.50 | 82.30 | 0.02 | Valve Adjustment:Reduced System Vac/Flare Down |
| GP-13 - 173 | 1/22/2026 09:31 | 12.50 | 3.50 | 5.40 | 78.60 | 0.71 | Valve Adjustment:Reduced System Vac/Flare Down |
| GP-13 - 173 | 1/23/2026 08:18 | 13.70 | 3.70 | 4.10 | 78.50 | 1.13 | Valve Adjustment:Reduced System Vac/Flare Down |
| GP-13 - 173 | 1/26/2026 09:33 | 0.00 | 0.00 | 22.20 | 77.80 | -2.57 | Valve Adjustment:Reduced System Vac/Flare Down |
| GP-13 - 173 | 1/27/2026 07:35 | 0.00 | 0.00 | 20.70 | 79.30 | -1.72 | Valve Adjustment:Reduced System Vac/Flare Down |
| GP-13 - 173 | 1/28/2026 08:07 | 0.00 | 0.00 | 21.10 | 78.90 | -0.91 | Valve Adjustment:Reduced System Vac/Flare Down |
| GP-13 - 173 | 1/28/2026 09:22 | 0.00 | 0.10 | 1.10 | 98.80 | -1.16 | |
| GP-13 - 173 | 1/29/2026 09:01 | 0.00 | 0.00 | 20.40 | 79.60 | -1.01 | Valve Adjustment:Reduced System Vac/Flare Down |
| GP-13 - 173 | 1/30/2026 08:17 | 0.00 | 0.00 | 20.60 | 79.40 | -1.15 | Valve Adjustment:Reduced System Vac/Flare Down |
| GP-13 - 173 | 2/2/2026 07:34 | 0.00 | 0.00 | 20.60 | 79.40 | 0.31 | Valve Adjustment:Reduced System Vac/Flare Down |
| GP-13 - 173 | 2/3/2026 08:06 | 0.00 | 0.00 | 20.70 | 79.30 | -1.30 | |
| GP-13 - 173 | 2/4/2026 08:19 | 0.00 | 0.00 | 20.70 | 79.30 | -1.51 | Valve Adjustment:Reduced System Vac/Flare Down |
| GP-13 - 173 | 2/5/2026 08:32 | 0.00 | 0.00 | 20.70 | 79.30 | -0.36 | Valve Adjustment:Reduced System Vac/Flare Down |
| GP-13 - 173 | 2/6/2026 07:23 | 0.00 | 0.00 | 20.70 | 79.30 | -0.48 | |

# Chiquita Canyon Landfill - Monitoring . . obes Data - 01/01/2026 to 03/31/2026

| Point Name | Record Date | CH4 (% by vol) | CO2 (% by vol) | O2 (% by vol) | Bal Gas (% by vol) | Rel Press ("H2O) | Comments |
|---|---|---|---|---|---|---|---|
| GP-13 - 173 | 2/9/2026 08:20 | 0.00 | 0.00 | 20.80 | 79.20 | 0.14 | Valve Adjustment:Reduced System Vac/Flare Down |
| GP-13 - 173 | 2/10/2026 08:57 | 0.00 | 0.00 | 20.50 | 79.50 | 0.94 | Valve Adjustment:Reduced System Vac/Flare Down |
| GP-13 - 173 | 2/11/2026 09:21 | 0.00 | 0.00 | 20.20 | 79.80 | -1.01 | |
| GP-13 - 173 | 2/12/2026 09:49 | 0.00 | 0.00 | 20.60 | 79.40 | -2.13 | |
| GP-13 - 173 | 2/13/2026 08:35 | 0.00 | 0.00 | 20.80 | 79.20 | -0.83 | |
| GP-13 - 173 | 2/17/2026 08:49 | 0.00 | 0.00 | 20.30 | 79.70 | -2.54 | |
| GP-13 - 173 | 2/18/2026 08:02 | 0.00 | 0.00 | 20.50 | 79.50 | -1.89 | Valve Adjustment:Reduced System Vac/Flare Down |
| GP-13 - 173 | 2/19/2026 07:16 | 0.00 | 0.00 | 20.90 | 79.10 | -1.51 | |
| GP-13 - 173 | 2/20/2026 08:34 | 0.00 | 0.00 | 20.90 | 79.10 | -2.75 | |
| GP-13 - 173 | 2/23/2026 07:28 | 0.00 | 0.00 | 20.70 | 79.30 | -3.11 | |
| GP-13 - 173 | 2/23/2026 09:12 | 0.00 | 0.00 | 18.40 | 81.60 | -5.30 | |
| GP-13 - 173 | 2/24/2026 08:27 | 0.00 | 0.00 | 20.60 | 79.40 | -1.67 | |
| GP-13 - 173 | 2/25/2026 07:54 | 0.00 | 0.00 | 21.10 | 78.90 | -1.39 | Valve Adjustment:Reduced System Vac/Flare Down |
| GP-13 - 173 | 2/26/2026 08:21 | 0.00 | 0.00 | 20.30 | 79.70 | -1.85 | Valve Adjustment:Reduced System Vac/Flare Down |
| GP-13 - 173 | 2/27/2026 08:41 | 0.00 | 0.00 | 21.00 | 79.00 | -1.74 | |
| GP-13 - 173 | 3/2/2026 07:57 | 0.00 | 0.00 | 20.80 | 79.20 | -1.90 | |
| GP-13 - 173 | 3/3/2026 07:52 | 0.00 | 0.00 | 20.70 | 79.30 | -2.54 | |
| GP-13 - 173 | 3/4/2026 07:46 | 0.00 | 0.00 | 21.10 | 78.90 | -2.48 | |
| GP-13 - 173 | 3/5/2026 08:23 | 0.00 | 0.00 | 20.80 | 79.20 | -2.03 | |
| GP-13 - 173 | 3/6/2026 07:24 | 0.00 | 0.00 | 21.00 | 79.00 | -3.15 | |
| GP-13 - 173 | 3/9/2026 07:59 | 0.00 | 0.00 | 21.20 | 78.80 | -1.14 | |
| GP-13 - 173 | 3/10/2026 07:59 | 0.00 | 0.00 | 20.90 | 79.10 | -2.98 | |
| GP-13 - 173 | 3/11/2026 08:13 | 0.00 | 0.00 | 20.90 | 79.10 | -4.55 | |
| GP-13 - 173 | 3/12/2026 08:15 | 0.00 | 0.00 | 20.70 | 79.30 | -4.03 | |
| GP-13 - 173 | 3/13/2026 07:51 | 0.00 | 0.00 | 21.10 | 78.90 | -1.78 | |
| GP-13 - 173 | 3/16/2026 08:40 | 0.00 | 0.00 | 20.60 | 79.40 | -2.87 | |
| GP-13 - 173 | 3/17/2026 07:57 | 0.00 | 0.00 | 20.80 | 79.20 | -2.32 | |
| GP-13 - 173 | 3/18/2026 08:21 | 0.00 | 0.00 | 20.50 | 79.50 | -2.72 | |

# Chiquita Canyon Landfill - Monitoring Probes Data - 01/01/2026 to 03/31/2026

| Point Name | Record Date | CH4 (% by vol) | CO2 (% by vol) | O2 (% by vol) | Bal Gas (% by vol) | Rel Press ("H2O) | Comments |
|---|---|---|---|---|---|---|---|
| GP-13 - 173 | 3/19/2026 08:24 | 0.00 | 0.00 | 20.50 | 79.50 | -2.96 | |
| GP-13 - 173 | 3/20/2026 09:22 | 0.00 | 0.00 | 20.50 | 79.50 | -2.25 | |
| GP-13 - 173 | 3/23/2026 08:20 | 0.00 | 0.00 | 20.50 | 79.50 | -2.26 | |
| GP-13 - 173 | 3/24/2026 08:25 | 0.00 | 0.00 | 22.10 | 77.90 | -1.85 | |
| GP-13 - 173 | 3/24/2026 08:59 | 0.00 | 0.00 | 21.50 | 78.50 | -2.85 | |
| GP-13 - 173 | 3/25/2026 08:40 | 0.00 | 0.00 | 20.30 | 79.70 | -2.77 | |
| GP-13 - 173 | 3/26/2026 08:05 | 0.00 | 0.00 | 20.50 | 79.50 | -2.37 | |
| GP-13 - 173 | 3/27/2026 07:54 | 0.00 | 0.00 | 20.80 | 79.20 | -2.31 | |
| GP-13 - 173 | 3/30/2026 08:11 | 0.00 | 0.00 | 20.80 | 79.20 | -2.30 | |
| GP-13 - 173 | 3/31/2026 08:25 | 0.00 | 0.00 | 20.70 | 79.30 | -2.56 | |
| GP-14 - 10 | 1/9/2026 09:00 | 0.00 | 0.00 | 21.10 | 78.90 | -0.16 | |
| GP-14 - 10 | 1/12/2026 09:33 | 0.00 | 0.00 | 21.90 | 78.10 | -0.13 | |
| GP-14 - 10 | 1/23/2026 09:09 | 0.00 | 0.00 | 20.20 | 79.80 | -0.04 | Valve Adjustment:Reduced System Vac/Flare Down |
| GP-14 - 10 | 1/24/2026 09:19 | 0.00 | 0.00 | 21.90 | 78.10 | -0.08 | |
| GP-14 - 10 | 1/26/2026 07:01 | 0.00 | 0.00 | 22.30 | 77.70 | -0.08 | Valve Adjustment:Reduced System Vac/Flare Down |
| GP-14 - 10 | 1/27/2026 08:18 | 0.00 | 0.00 | 20.70 | 79.30 | -0.07 | Valve Adjustment:Reduced System Vac/Flare Down |
| GP-14 - 10 | 1/28/2026 07:19 | 0.00 | 0.00 | 20.80 | 79.20 | -0.04 | Valve Adjustment:Reduced System Vac/Flare Down |
| GP-14 - 10 | 1/28/2026 08:34 | 0.00 | 0.10 | 1.20 | 98.70 | -0.07 | |
| GP-14 - 10 | 1/29/2026 07:45 | 0.00 | 0.00 | 20.80 | 79.20 | -0.02 | Valve Adjustment:Reduced System Vac/Flare Down |
| GP-14 - 10 | 1/30/2026 07:10 | 0.00 | 0.00 | 20.80 | 79.20 | -0.05 | Valve Adjustment:Reduced System Vac/Flare Down |
| GP-14 - 10 | 2/2/2026 08:38 | 0.00 | 0.00 | 20.80 | 79.20 | -0.11 | |
| GP-14 - 10 | 2/3/2026 06:59 | 0.00 | 0.00 | 20.80 | 79.20 | -0.01 | |
| GP-14 - 10 | 2/4/2026 07:09 | 0.00 | 0.00 | 20.80 | 79.20 | -0.04 | Valve Adjustment:Reduced System Vac/Flare Down |
| GP-14 - 10 | 2/5/2026 07:09 | 0.00 | 0.00 | 20.80 | 79.20 | -0.01 | Valve Adjustment:Reduced System Vac/Flare Down |
| GP-14 - 10 | 2/6/2026 08:04 | 0.00 | 0.00 | 20.40 | 79.60 | -0.05 | |
| GP-14 - 10 | 2/9/2026 07:14 | 0.00 | 0.10 | 20.40 | 79.50 | 0.00 | Valve Adjustment:Reduced System Vac/Flare Down |

# Chiquita Canyon Landfill - Monitoring Probes Data - 01/01/2026 to 03/31/2026

| Point Name | Record Date | CH4 (% by vol) | CO2 (% by vol) | O2 (% by vol) | Bal Gas (% by vol) | Rel Press ("H2O) | Comments |
|---|---|---|---|---|---|---|---|
| GP-14 - 10 | 2/10/2026 09:55 | 0.00 | 0.10 | 20.50 | 79.40 | -0.03 | Valve Adjustment:Reduced System Vac/Flare Down |
| GP-14 - 10 | 2/11/2026 14:27 | 0.00 | 0.00 | 21.60 | 78.40 | -0.03 | |
| GP-14 - 10 | 2/12/2026 11:55 | 0.00 | 0.10 | 20.60 | 79.30 | 0.01 | |
| GP-14 - 10 | 2/13/2026 12:45 | 0.00 | 0.10 | 20.70 | 79.20 | 0.00 | |
| GP-14 - 10 | 2/17/2026 11:52 | 0.00 | 0.00 | 21.10 | 78.90 | -0.02 | |
| GP-14 - 10 | 2/18/2026 11:27 | 0.00 | 0.00 | 20.70 | 79.30 | -0.04 | |
| GP-14 - 10 | 2/19/2026 09:06 | 0.00 | 0.00 | 20.80 | 79.20 | -0.02 | |
| GP-14 - 10 | 2/20/2026 11:59 | 0.00 | 0.00 | 20.90 | 79.10 | -0.01 | |
| GP-14 - 10 | 2/23/2026 07:52 | 0.00 | 0.10 | 19.00 | 80.90 | 0.00 | |
| GP-14 - 10 | 2/23/2026 09:43 | 0.00 | 0.00 | 19.60 | 80.40 | 0.00 | Valve Adjustment:Reduced System Vac/Flare Down |
| GP-14 - 10 | 2/24/2026 08:40 | 0.00 | 0.10 | 20.40 | 79.50 | -0.02 | |
| GP-14 - 10 | 2/25/2026 08:47 | 0.00 | 0.20 | 20.30 | 79.50 | -0.01 | Valve Adjustment:Reduced System Vac/Flare Down |
| GP-14 - 10 | 2/26/2026 08:52 | 0.00 | 0.40 | 19.30 | 80.30 | 0.02 | Valve Adjustment:Reduced System Vac/Flare Down |
| GP-14 - 10 | 2/27/2026 09:19 | 0.00 | 0.00 | 20.60 | 79.40 | -0.07 | |
| GP-14 - 10 | 3/2/2026 09:02 | 0.00 | 0.00 | 20.10 | 79.90 | -0.11 | |
| GP-14 - 10 | 3/3/2026 09:45 | 0.00 | 0.00 | 19.70 | 80.30 | -0.14 | |
| GP-14 - 10 | 3/4/2026 08:36 | 0.00 | 0.10 | 20.80 | 79.10 | -0.12 | |
| GP-14 - 10 | 3/5/2026 09:31 | 0.00 | 0.10 | 20.50 | 79.40 | -0.11 | |
| GP-14 - 10 | 3/6/2026 08:39 | 0.00 | 0.10 | 20.30 | 79.60 | -0.14 | |
| GP-14 - 10 | 3/9/2026 09:39 | 0.00 | 0.10 | 20.00 | 79.90 | -0.11 | |
| GP-14 - 10 | 3/10/2026 08:55 | 0.00 | 0.00 | 20.40 | 79.60 | -0.06 | |
| GP-14 - 10 | 3/11/2026 09:33 | 0.00 | 0.00 | 20.40 | 79.60 | -0.16 | |
| GP-14 - 10 | 3/12/2026 09:57 | 0.00 | 0.00 | 19.50 | 80.50 | -0.19 | |
| GP-14 - 10 | 3/13/2026 08:55 | 0.00 | 0.00 | 20.80 | 79.20 | -0.19 | |
| GP-14 - 10 | 3/16/2026 10:19 | 0.00 | 0.00 | 19.80 | 80.20 | -0.14 | |
| GP-14 - 10 | 3/17/2026 09:37 | 0.00 | 0.00 | 20.10 | 79.90 | -0.15 | |
| GP-14 - 10 | 3/18/2026 10:28 | 0.00 | 0.00 | 20.60 | 79.40 | -0.14 | |
| GP-14 - 10 | 3/19/2026 10:00 | 0.00 | 0.00 | 20.20 | 79.80 | -0.14 | |
| GP-14 - 10 | 3/20/2026 10:32 | 0.00 | 0.00 | 20.20 | 79.80 | -0.12 | |

# Chiquita Canyon Landfill - Monitoring Probes Data - 01/01/2026 to 03/31/2026

| Point Name | Record Date | CH4 (% by vol) | CO2 (% by vol) | O2 (% by vol) | Bal Gas (% by vol) | Rel Press ("H2O) | Comments |
|---|---|---|---|---|---|---|---|
| GP-14 - 10 | 3/23/2026 10:18 | 0.00 | 0.00 | 19.70 | 80.30 | -0.12 | |
| GP-14 - 10 | 3/24/2026 08:25 | 0.00 | 0.10 | 21.80 | 78.10 | -0.19 | |
| GP-14 - 10 | 3/24/2026 08:59 | 0.00 | 0.00 | 21.50 | 78.50 | -0.15 | |
| GP-14 - 10 | 3/25/2026 09:39 | 0.00 | 0.00 | 20.00 | 80.00 | -0.12 | |
| GP-14 - 10 | 3/26/2026 10:18 | 0.00 | 0.00 | 19.70 | 80.30 | -0.10 | |
| GP-14 - 10 | 3/27/2026 09:09 | 0.00 | 0.00 | 20.40 | 79.60 | -0.12 | |
| GP-14 - 10 | 3/30/2026 09:12 | 0.00 | 0.00 | 20.40 | 79.60 | -0.12 | |
| GP-14 - 10 | 3/31/2026 09:31 | 0.00 | 0.00 | 20.80 | 79.20 | -0.06 | |
| GP-14 - 23 | 1/9/2026 09:02 | 0.00 | 0.00 | 21.10 | 78.90 | -0.35 | |
| GP-14 - 23 | 1/12/2026 09:36 | 0.00 | 0.00 | 21.90 | 78.10 | -0.31 | |
| GP-14 - 23 | 1/23/2026 09:11 | 0.00 | 0.10 | 20.10 | 79.80 | -0.08 | Valve Adjustment:Reduced System Vac/Flare Down |
| GP-14 - 23 | 1/24/2026 09:24 | 0.00 | 0.00 | 21.90 | 78.10 | -0.18 | |
| GP-14 - 23 | 1/26/2026 07:04 | 0.00 | 0.00 | 22.40 | 77.60 | -0.20 | Valve Adjustment:Reduced System Vac/Flare Down |
| GP-14 - 23 | 1/27/2026 08:20 | 0.00 | 0.00 | 20.70 | 79.30 | -0.15 | Valve Adjustment:Reduced System Vac/Flare Down |
| GP-14 - 23 | 1/28/2026 07:21 | 0.00 | 0.00 | 20.70 | 79.30 | -0.10 | Valve Adjustment:Reduced System Vac/Flare Down |
| GP-14 - 23 | 1/28/2026 08:36 | 0.00 | 0.10 | 1.20 | 98.70 | -0.14 | |
| GP-14 - 23 | 1/29/2026 07:47 | 0.00 | 0.10 | 20.50 | 79.40 | -0.06 | Valve Adjustment:Reduced System Vac/Flare Down |
| GP-14 - 23 | 1/30/2026 07:14 | 0.00 | 0.00 | 20.70 | 79.30 | -0.14 | Valve Adjustment:Reduced System Vac/Flare Down |
| GP-14 - 23 | 2/2/2026 08:40 | 0.00 | 0.00 | 20.70 | 79.30 | -0.26 | |
| GP-14 - 23 | 2/3/2026 07:01 | 0.00 | 0.10 | 20.50 | 79.40 | -0.03 | |
| GP-14 - 23 | 2/4/2026 07:11 | 0.00 | 0.00 | 20.70 | 79.30 | -0.12 | Valve Adjustment:Reduced System Vac/Flare Down |
| GP-14 - 23 | 2/5/2026 07:11 | 0.00 | 0.10 | 20.40 | 79.50 | -0.02 | Valve Adjustment:Reduced System Vac/Flare Down |
| GP-14 - 23 | 2/6/2026 08:06 | 0.00 | 0.00 | 20.30 | 79.70 | -0.11 | |
| GP-14 - 23 | 2/9/2026 07:16 | 0.00 | 0.80 | 18.20 | 81.00 | 0.00 | Valve Adjustment:Reduced System Vac/Flare Down |
| GP-14 - 23 | 2/10/2026 09:57 | 0.00 | 0.50 | 19.20 | 80.30 | -0.09 | Valve Adjustment:Reduced System Vac/Flare Down |
| GP-14 - 23 | 2/11/2026 14:31 | 0.00 | 0.20 | 20.20 | 79.60 | -0.06 | |

# Chiquita Canyon Landfill - Monitoring Probes Data - 01/01/2026 to 03/31/2026

| Point Name | Record Date | CH4 (% by vol) | CO2 (% by vol) | O2 (% by vol) | Bal Gas (% by vol) | Rel Press ("H2O) | Comments |
|---|---|---|---|---|---|---|---|
| GP-14 - 23 | 2/12/2026 11:58 | 0.00 | 0.20 | 19.30 | 80.50 | 0.03 | |
| GP-14 - 23 | 2/13/2026 12:47 | 0.00 | 0.70 | 18.60 | 80.70 | 0.02 | |
| GP-14 - 23 | 2/17/2026 11:54 | 0.00 | 0.20 | 20.30 | 79.50 | -0.01 | |
| GP-14 - 23 | 2/18/2026 11:29 | 0.00 | 0.10 | 20.30 | 79.60 | -0.08 | |
| GP-14 - 23 | 2/19/2026 09:08 | 0.00 | 0.70 | 18.80 | 80.50 | -0.03 | |
| GP-14 - 23 | 2/20/2026 12:01 | 0.00 | 0.20 | 20.40 | 79.40 | -0.02 | |
| GP-14 - 23 | 2/23/2026 07:54 | 0.00 | 0.30 | 19.70 | 80.00 | 0.00 | |
| GP-14 - 23 | 2/23/2026 09:45 | 0.00 | 0.20 | 19.00 | 80.80 | 0.00 | Valve Adjustment:Reduced System Vac/Flare Down |
| GP-14 - 23 | 2/24/2026 08:42 | 0.00 | 0.30 | 19.40 | 80.30 | -0.04 | |
| GP-14 - 23 | 2/25/2026 08:49 | 0.00 | 0.30 | 19.40 | 80.30 | -0.03 | Valve Adjustment:Reduced System Vac/Flare Down |
| GP-14 - 23 | 2/26/2026 08:53 | 0.00 | 0.60 | 18.60 | 80.80 | 0.02 | Valve Adjustment:Reduced System Vac/Flare Down |
| GP-14 - 23 | 2/27/2026 09:21 | 0.00 | 0.00 | 20.50 | 79.50 | -0.15 | |
| GP-14 - 23 | 3/2/2026 09:03 | 0.00 | 0.00 | 20.10 | 79.90 | -0.25 | |
| GP-14 - 23 | 3/3/2026 09:47 | 0.00 | 0.00 | 19.70 | 80.30 | -0.30 | |
| GP-14 - 23 | 3/4/2026 08:38 | 0.00 | 0.00 | 20.90 | 79.10 | -0.26 | |
| GP-14 - 23 | 3/5/2026 09:32 | 0.00 | 0.00 | 20.50 | 79.50 | -0.33 | |
| GP-14 - 23 | 3/6/2026 08:41 | 0.00 | 0.00 | 20.30 | 79.70 | -0.32 | |
| GP-14 - 23 | 3/9/2026 09:41 | 0.00 | 0.00 | 20.10 | 79.90 | -0.25 | |
| GP-14 - 23 | 3/10/2026 08:57 | 0.00 | 0.00 | 20.50 | 79.50 | -0.14 | |
| GP-14 - 23 | 3/11/2026 09:35 | 0.00 | 0.00 | 20.50 | 79.50 | -0.38 | |
| GP-14 - 23 | 3/12/2026 09:59 | 0.00 | 0.00 | 19.60 | 80.40 | -0.46 | |
| GP-14 - 23 | 3/13/2026 08:57 | 0.00 | 0.00 | 20.90 | 79.10 | -0.47 | |
| GP-14 - 23 | 3/16/2026 10:21 | 0.00 | 0.00 | 19.80 | 80.20 | -0.39 | |
| GP-14 - 23 | 3/17/2026 09:39 | 0.00 | 0.00 | 20.20 | 79.80 | -0.40 | |
| GP-14 - 23 | 3/18/2026 10:30 | 0.00 | 0.00 | 20.70 | 79.30 | -0.37 | |
| GP-14 - 23 | 3/19/2026 10:02 | 0.00 | 0.00 | 20.20 | 79.80 | -0.39 | |
| GP-14 - 23 | 3/20/2026 10:34 | 0.00 | 0.00 | 20.20 | 79.80 | -0.35 | |
| GP-14 - 23 | 3/23/2026 10:20 | 0.00 | 0.00 | 19.80 | 80.20 | -0.34 | |
| GP-14 - 23 | 3/24/2026 08:27 | 0.00 | 1.60 | 19.50 | 78.90 | -0.44 | |





# Chiquita Canyon Landfill - Monitoring Probes Data - 01/01/2026 to 03/31/2026

| Point Name | Record Date | CH4 (% by vol) | CO2 (% by vol) | O2 (% by vol) | Bal Gas (% by vol) | Rel Press ("H2O) | Comments |
|---|---|---|---|---|---|---|---|
| GP-14 - 23 | 3/24/2026 09:03 | 0.00 | 0.00 | 21.50 | 78.50 | -0.43 | |
| GP-14 - 23 | 3/25/2026 09:40 | 0.00 | 0.00 | 20.10 | 79.90 | -0.36 | |
| GP-14 - 23 | 3/26/2026 10:20 | 0.00 | 0.00 | 19.70 | 80.30 | -0.29 | |
| GP-14 - 23 | 3/27/2026 09:11 | 0.00 | 0.00 | 20.50 | 79.50 | -0.36 | |
| GP-14 - 23 | 3/30/2026 09:14 | 0.00 | 0.00 | 20.40 | 79.60 | -0.37 | |
| GP-14 - 23 | 3/31/2026 09:33 | 0.00 | 0.00 | 20.80 | 79.20 | -0.22 | |
| GP-14 - 44 | 1/9/2026 09:06 | 0.00 | 0.80 | 19.90 | 79.30 | -0.41 | |
| GP-14 - 44 | 1/12/2026 09:40 | 0.00 | 1.00 | 19.30 | 79.70 | -0.30 | |
| GP-14 - 44 | 1/23/2026 09:14 | 0.00 | 2.30 | 14.00 | 83.70 | -0.09 | Valve Adjustment:Reduced System Vac/Flare Down |
| GP-14 - 44 | 1/24/2026 09:28 | 0.00 | 1.60 | 17.30 | 81.10 | -0.20 | |
| GP-14 - 44 | 1/26/2026 07:08 | 0.00 | 1.30 | 19.70 | 79.00 | -0.23 | Valve Adjustment:Reduced System Vac/Flare Down |
| GP-14 - 44 | 1/27/2026 08:23 | 0.00 | 1.40 | 18.30 | 80.30 | -0.17 | Valve Adjustment:Reduced System Vac/Flare Down |
| GP-14 - 44 | 1/28/2026 07:24 | 0.00 | 1.40 | 18.00 | 80.60 | -0.12 | Valve Adjustment:Reduced System Vac/Flare Down |
| GP-14 - 44 | 1/28/2026 08:38 | 0.00 | 1.80 | 1.10 | 97.10 | -0.02 | |
| GP-14 - 44 | 1/29/2026 07:50 | 0.00 | 1.60 | 17.60 | 80.80 | -0.06 | Valve Adjustment:Reduced System Vac/Flare Down |
| GP-14 - 44 | 1/30/2026 07:16 | 0.00 | 1.50 | 17.80 | 80.70 | -0.14 | Valve Adjustment:Reduced System Vac/Flare Down |
| GP-14 - 44 | 2/2/2026 08:42 | 0.00 | 1.40 | 17.60 | 81.00 | -0.27 | |
| GP-14 - 44 | 2/3/2026 07:04 | 0.00 | 1.10 | 19.30 | 79.60 | -0.06 | |
| GP-14 - 44 | 2/4/2026 07:13 | 0.00 | 1.40 | 18.10 | 80.50 | -0.13 | Valve Adjustment:Reduced System Vac/Flare Down |
| GP-14 - 44 | 2/5/2026 07:14 | 0.00 | 1.90 | 15.20 | 82.90 | -0.03 | Valve Adjustment:Reduced System Vac/Flare Down |
| GP-14 - 44 | 2/6/2026 08:09 | 0.00 | 1.70 | 16.50 | 81.80 | -0.13 | |
| GP-14 - 44 | 2/9/2026 07:19 | 0.00 | 3.00 | 10.90 | 86.10 | 0.02 | Valve Adjustment:Reduced System Vac/Flare Down |
| GP-14 - 44 | 2/10/2026 09:59 | 0.00 | 3.10 | 13.70 | 83.20 | -0.10 | Valve Adjustment:Reduced System Vac/Flare Down |
| GP-14 - 44 | 2/11/2026 14:33 | 0.00 | 1.60 | 18.00 | 80.40 | -0.06 | |
| GP-14 - 44 | 2/12/2026 12:01 | 0.00 | 1.60 | 17.50 | 80.90 | 0.07 | |
| GP-14 - 44 | 2/13/2026 12:49 | 0.00 | 2.40 | 14.00 | 83.60 | 0.03 | |

# Chiquita Canyon Landfill - Monitoring Probes Data - 01/01/2026 to 03/31/2026

| Point Name | Record Date | CH4 (% by vol) | CO2 (% by vol) | O2 (% by vol) | Bal Gas (% by vol) | Rel Press ("H2O) | Comments |
|---|---|---|---|---|---|---|---|
| GP-14 - 44 | 2/17/2026 11:57 | 0.00 | 1.20 | 19.00 | 79.80 | -0.03 | |
| GP-14 - 44 | 2/18/2026 11:31 | 0.00 | 1.40 | 18.90 | 79.70 | -0.10 | |
| GP-14 - 44 | 2/19/2026 09:11 | 0.00 | 2.00 | 15.10 | 82.90 | -0.01 | |
| GP-14 - 44 | 2/20/2026 12:04 | 0.00 | 1.70 | 18.30 | 80.00 | -0.02 | |
| GP-14 - 44 | 2/23/2026 07:56 | 0.00 | 1.80 | 17.80 | 80.40 | 0.00 | |
| GP-14 - 44 | 2/23/2026 09:47 | 0.00 | 1.60 | 16.40 | 82.00 | -0.03 | |
| GP-14 - 44 | 2/24/2026 08:44 | 0.00 | 2.70 | 12.10 | 85.20 | -0.03 | |
| GP-14 - 44 | 2/25/2026 08:52 | 0.00 | 2.40 | 15.20 | 82.40 | -0.05 | Valve Adjustment:Reduced System Vac/Flare Down |
| GP-14 - 44 | 2/26/2026 08:56 | 0.00 | 1.70 | 17.00 | 81.30 | 0.00 | Valve Adjustment:Reduced System Vac/Flare Down |
| GP-14 - 44 | 2/27/2026 09:23 | 0.00 | 1.40 | 17.30 | 81.30 | -0.15 | |
| GP-14 - 44 | 3/2/2026 09:06 | 0.00 | 1.40 | 17.10 | 81.50 | -0.25 | |
| GP-14 - 44 | 3/3/2026 09:50 | 0.00 | 1.30 | 17.00 | 81.70 | -0.30 | |
| GP-14 - 44 | 3/4/2026 08:41 | 0.00 | 1.30 | 18.00 | 80.70 | -0.25 | |
| GP-14 - 44 | 3/5/2026 09:35 | 0.00 | 1.30 | 17.50 | 81.20 | -0.35 | |
| GP-14 - 44 | 3/6/2026 08:43 | 0.00 | 1.30 | 17.70 | 81.00 | -0.31 | |
| GP-14 - 44 | 3/9/2026 09:44 | 0.00 | 1.50 | 16.30 | 82.20 | -0.27 | |
| GP-14 - 44 | 3/10/2026 09:00 | 0.00 | 1.60 | 18.20 | 80.20 | -0.18 | |
| GP-14 - 44 | 3/11/2026 09:38 | 0.00 | 1.30 | 18.00 | 80.70 | -0.38 | |
| GP-14 - 44 | 3/12/2026 10:02 | 0.00 | 1.20 | 17.10 | 81.70 | -0.45 | |
| GP-14 - 44 | 3/13/2026 09:00 | 0.00 | 1.40 | 17.60 | 81.00 | -0.45 | |
| GP-14 - 44 | 3/16/2026 10:24 | 0.00 | 1.20 | 17.30 | 81.50 | -0.38 | |
| GP-14 - 44 | 3/17/2026 09:41 | 0.00 | 1.30 | 17.50 | 81.20 | -0.38 | |
| GP-14 - 44 | 3/18/2026 10:32 | 0.00 | 1.10 | 18.30 | 80.60 | -0.37 | |
| GP-14 - 44 | 3/19/2026 10:05 | 0.00 | 1.10 | 17.90 | 81.00 | -0.39 | |
| GP-14 - 44 | 3/20/2026 10:37 | 0.00 | 1.10 | 17.80 | 81.10 | -0.33 | |
| GP-14 - 44 | 3/23/2026 10:23 | 0.00 | 1.20 | 17.50 | 81.30 | -0.33 | |
| GP-14 - 44 | 3/24/2026 08:29 | 0.00 | 0.10 | 21.90 | 78.00 | -0.40 | |
| GP-14 - 44 | 3/24/2026 09:06 | 0.00 | 1.30 | 19.00 | 79.70 | -0.43 | |
| GP-14 - 44 | 3/25/2026 09:43 | 0.00 | 1.20 | 17.90 | 80.90 | -0.36 | |

# Chiquita Canyon Landfill - Monitoring . . obes Data - 01/01/2026 to 03/31/2026

| Point Name | Record Date | CH4 (% by vol) | CO2 (% by vol) | O2 (% by vol) | Bal Gas (% by vol) | Rel Press ("H2O) | Comments |
|---|---|---|---|---|---|---|---|
| GP-14 - 44 | 3/26/2026 10:24 | 0.00 | 1.00 | 17.40 | 81.60 | -0.30 | |
| GP-14 - 44 | 3/27/2026 09:14 | 0.00 | 1.00 | 18.10 | 80.90 | -0.37 | |
| GP-14 - 44 | 3/30/2026 09:17 | 0.00 | 1.00 | 18.20 | 80.80 | -0.36 | |
| GP-14 - 44 | 3/31/2026 09:36 | 0.00 | 1.00 | 18.40 | 80.60 | -0.32 | |
| GP-14 - 67 | 1/9/2026 09:10 | 0.00 | 2.00 | 17.40 | 80.60 | -1.27 | |
| GP-14 - 67 | 1/12/2026 09:45 | 0.00 | 3.10 | 12.10 | 84.80 | -0.50 | |
| GP-14 - 67 | 1/23/2026 09:18 | 6.80 | 4.10 | 11.40 | 77.70 | -0.08 | Valve Adjustment:Reduced System Vac/Flare Down |
| GP-14 - 67 | 1/24/2026 09:32 | 5.30 | 5.20 | 8.30 | 81.20 | -0.27 | |
| GP-14 - 67 | 1/26/2026 07:12 | 0.00 | 2.80 | 15.20 | 82.00 | -0.63 | Valve Adjustment:Reduced System Vac/Flare Down |
| GP-14 - 67 | 1/27/2026 08:26 | 0.00 | 3.20 | 12.60 | 84.20 | -0.55 | Valve Adjustment:Reduced System Vac/Flare Down |
| GP-14 - 67 | 1/28/2026 07:27 | 0.10 | 5.20 | 9.80 | 84.90 | -0.17 | Valve Adjustment:Reduced System Vac/Flare Down |
| GP-14 - 67 | 1/28/2026 08:40 | 0.20 | 5.20 | 0.90 | 93.70 | -0.29 | |
| GP-14 - 67 | 1/29/2026 07:54 | 0.10 | 7.40 | 5.30 | 87.20 | -0.25 | Valve Adjustment:Reduced System Vac/Flare Down |
| GP-14 - 67 | 1/30/2026 07:20 | 0.00 | 5.60 | 9.90 | 84.50 | -0.34 | Valve Adjustment:Reduced System Vac/Flare Down |
| GP-14 - 67 | 2/2/2026 08:46 | 0.00 | 6.60 | 7.20 | 86.20 | -0.51 | |
| GP-14 - 67 | 2/3/2026 07:07 | 0.00 | 4.10 | 13.70 | 82.20 | -0.41 | |
| GP-14 - 67 | 2/4/2026 07:17 | 0.00 | 4.70 | 10.40 | 84.90 | -0.28 | Valve Adjustment:Reduced System Vac/Flare Down |
| GP-14 - 67 | 2/5/2026 07:18 | 5.30 | 5.60 | 9.80 | 79.30 | 0.05 | Valve Adjustment:Reduced System Vac/Flare Down |
| GP-14 - 67 | 2/6/2026 08:13 | 0.20 | 7.40 | 3.70 | 88.70 | -0.34 | |
| GP-14 - 67 | 2/9/2026 07:22 | 8.00 | 4.80 | 11.20 | 76.00 | 0.30 | Valve Adjustment:Reduced System Vac/Flare Down |
| GP-14 - 67 | 2/10/2026 10:03 | 9.00 | 5.10 | 8.80 | 77.10 | -0.17 | Valve Adjustment:Reduced System Vac/Flare Down |
| GP-14 - 67 | 2/11/2026 14:37 | 0.00 | 5.40 | 12.20 | 82.40 | -0.20 | |
| GP-14 - 67 | 2/12/2026 12:04 | 0.30 | 5.30 | 9.90 | 84.50 | 0.32 | |
| GP-14 - 67 | 2/13/2026 12:53 | 8.80 | 5.10 | 10.20 | 75.90 | 0.31 | |
| GP-14 - 67 | 2/17/2026 12:00 | 0.00 | 4.40 | 14.60 | 81.00 | -0.33 | |
| GP-14 - 67 | 2/18/2026 11:34 | 0.00 | 6.20 | 12.20 | 81.60 | -0.51 | |

# Chiquita Canyon Landfill - Monitoring Probes Data - 01/01/2026 to 03/31/2026

| Point Name | Record Date | CH4 (% by vol) | CO2 (% by vol) | O2 (% by vol) | Bal Gas (% by vol) | Rel Press ("H2O) | Comments |
|---|---|---|---|---|---|---|---|
| GP-14 - 67 | 2/19/2026 09:15 | 8.00 | 6.50 | 8.50 | 77.00 | 0.29 | |
| GP-14 - 67 | 2/20/2026 12:07 | 0.00 | 6.10 | 11.90 | 82.00 | -0.11 | |
| GP-14 - 67 | 2/23/2026 07:58 | 0.00 | 4.80 | 14.30 | 80.90 | -0.20 | |
| GP-14 - 67 | 2/23/2026 09:51 | 0.70 | 7.60 | 3.90 | 87.80 | -0.09 | Valve Adjustment:Reduced System Vac/Flare Down |
| GP-14 - 67 | 2/24/2026 08:48 | 10.40 | 5.60 | 8.00 | 76.00 | 0.09 | |
| GP-14 - 67 | 2/25/2026 08:56 | 8.80 | 7.10 | 4.00 | 80.10 | -0.14 | Valve Adjustment:Reduced System Vac/Flare Down |
| GP-14 - 67 | 2/26/2026 08:59 | 0.60 | 8.00 | 2.80 | 88.60 | -0.04 | Valve Adjustment:Reduced System Vac/Flare Down |
| GP-14 - 67 | 2/27/2026 09:27 | 0.80 | 7.70 | 2.80 | 88.70 | -0.26 | |
| GP-14 - 67 | 3/2/2026 09:10 | 0.00 | 6.90 | 5.80 | 87.30 | -0.45 | |
| GP-14 - 67 | 3/3/2026 09:53 | 0.00 | 5.10 | 10.10 | 84.80 | -0.66 | |
| GP-14 - 67 | 3/4/2026 08:45 | 0.00 | 5.20 | 8.60 | 86.20 | -0.46 | |
| GP-14 - 67 | 3/5/2026 09:38 | 0.00 | 5.50 | 10.40 | 84.10 | -0.87 | |
| GP-14 - 67 | 3/6/2026 08:47 | 0.00 | 3.90 | 12.80 | 83.30 | -0.77 | |
| GP-14 - 67 | 3/9/2026 09:48 | 2.00 | 8.50 | 1.60 | 87.90 | -0.51 | |
| GP-14 - 67 | 3/10/2026 09:04 | 0.00 | 4.40 | 12.80 | 82.80 | -0.88 | |
| GP-14 - 67 | 3/11/2026 09:41 | 0.00 | 2.50 | 15.10 | 82.40 | -1.04 | |
| GP-14 - 67 | 3/12/2026 10:05 | 0.00 | 2.80 | 12.80 | 84.40 | -0.86 | |
| GP-14 - 67 | 3/13/2026 09:04 | 0.20 | 5.20 | 8.00 | 86.60 | -0.51 | |
| GP-14 - 67 | 3/16/2026 10:27 | 0.00 | 2.90 | 13.30 | 83.80 | -0.83 | |
| GP-14 - 67 | 3/17/2026 09:45 | 0.00 | 3.40 | 11.80 | 84.80 | -0.78 | |
| GP-14 - 67 | 3/18/2026 10:36 | 0.00 | 2.80 | 14.30 | 82.90 | -0.84 | |
| GP-14 - 67 | 3/19/2026 10:08 | 0.00 | 2.60 | 14.30 | 83.10 | -0.84 | |
| GP-14 - 67 | 3/20/2026 10:40 | 0.00 | 2.90 | 12.40 | 84.70 | -0.55 | |
| GP-14 - 67 | 3/23/2026 10:26 | 0.00 | 3.00 | 13.40 | 83.60 | -0.64 | |
| GP-14 - 67 | 3/24/2026 08:31 | 0.00 | 3.10 | 15.70 | 81.20 | -0.95 | |
| GP-14 - 67 | 3/24/2026 09:10 | 0.00 | 3.00 | 14.40 | 82.60 | -0.92 | |
| GP-14 - 67 | 3/25/2026 09:47 | 0.00 | 2.70 | 13.50 | 83.80 | -0.73 | |
| GP-14 - 67 | 3/26/2026 10:27 | 0.00 | 2.60 | 12.70 | 84.70 | -0.62 | |
| GP-14 - 67 | 3/27/2026 09:19 | 0.00 | 2.60 | 13.60 | 83.80 | -0.80 | |

# Chiquita Canyon Landfill - Monitoring . .obes Data - 01/01/2026 to 03/31/2026

| Point Name | Record Date | CH4 (% by vol) | CO2 (% by vol) | O2 (% by vol) | Bal Gas (% by vol) | Rel Press ("H2O) | Comments |
|---|---|---|---|---|---|---|---|
| GP-14 - 67 | 3/30/2026 09:20 | 0.00 | 2.50 | 13.70 | 83.80 | -0.85 | |
| GP-14 - 67 | 3/31/2026 09:40 | 0.00 | 2.50 | 13.60 | 83.90 | -0.69 | |
| GP-14 - 134 | 1/9/2026 09:18 | 0.00 | 2.70 | 15.20 | 82.10 | -4.75 | |
| GP-14 - 134 | 1/12/2026 09:55 | 0.00 | 1.30 | 16.50 | 82.20 | -2.70 | |
| GP-14 - 134 | 1/23/2026 09:24 | 0.00 | 5.00 | 13.10 | 81.90 | -0.46 | Valve Adjustment:Reduced System Vac/Flare Down |
| GP-14 - 134 | 1/24/2026 09:42 | 0.00 | 5.70 | 12.40 | 81.90 | -1.23 | |
| GP-14 - 134 | 1/26/2026 07:19 | 0.00 | 6.40 | 12.70 | 80.90 | -2.95 | Valve Adjustment:Reduced System Vac/Flare Down |
| GP-14 - 134 | 1/27/2026 08:31 | 0.00 | 0.00 | 20.30 | 79.70 | -2.43 | Valve Adjustment:Reduced System Vac/Flare Down |
| GP-14 - 134 | 1/28/2026 07:32 | 0.00 | 0.00 | 20.80 | 79.20 | -1.28 | Valve Adjustment:Reduced System Vac/Flare Down |
| GP-14 - 134 | 1/28/2026 08:43 | 0.00 | 6.20 | 0.70 | 93.10 | -1.47 | |
| GP-14 - 134 | 1/29/2026 07:58 | 0.00 | 0.00 | 20.50 | 79.50 | -1.08 | Valve Adjustment:Reduced System Vac/Flare Down |
| GP-14 - 134 | 1/30/2026 07:24 | 0.00 | 0.00 | 21.00 | 79.00 | -1.66 | Valve Adjustment:Reduced System Vac/Flare Down |
| GP-14 - 134 | 2/2/2026 08:51 | 0.00 | 0.00 | 20.30 | 79.70 | -2.17 | |
| GP-14 - 134 | 2/3/2026 07:11 | 0.00 | 0.00 | 20.80 | 79.20 | -1.57 | |
| GP-14 - 134 | 2/4/2026 07:21 | 0.00 | 0.00 | 20.90 | 79.10 | -1.42 | Valve Adjustment:Reduced System Vac/Flare Down |
| GP-14 - 134 | 2/5/2026 07:23 | 0.00 | 0.20 | 20.60 | 79.20 | -0.32 | Valve Adjustment:Reduced System Vac/Flare Down |
| GP-14 - 134 | 2/6/2026 08:17 | 0.00 | 0.00 | 20.20 | 79.80 | -1.21 | |
| GP-14 - 134 | 2/9/2026 07:27 | 0.00 | 0.00 | 20.90 | 79.10 | 0.40 | Valve Adjustment:Reduced System Vac/Flare Down |
| GP-14 - 134 | 2/10/2026 10:08 | 0.00 | 0.10 | 19.80 | 80.10 | -0.10 | Valve Adjustment:Reduced System Vac/Flare Down |
| GP-14 - 134 | 2/11/2026 14:41 | 0.00 | 0.00 | 20.50 | 79.50 | -1.14 | |
| GP-14 - 134 | 2/12/2026 12:09 | 0.00 | 0.00 | 21.10 | 78.90 | -0.24 | |
| GP-14 - 134 | 2/13/2026 12:57 | 0.00 | 0.00 | 21.70 | 78.30 | 0.27 | |
| GP-14 - 134 | 2/17/2026 12:05 | 0.00 | 0.00 | 21.00 | 79.00 | -1.47 | |
| GP-14 - 134 | 2/18/2026 11:39 | 0.00 | 0.00 | 21.20 | 78.80 | -1.51 | |
| GP-14 - 134 | 2/19/2026 09:20 | 0.00 | 0.00 | 21.20 | 78.80 | 0.07 | |
| GP-14 - 134 | 2/20/2026 12:12 | 0.00 | 0.00 | 21.10 | 78.90 | -1.16 | |

# Chiquita Canyon Landfill - Monitoring . . obes Data - 01/01/2026 to 03/31/2026

| Point Name | Record Date | CH4 (% by vol) | CO2 (% by vol) | O2 (% by vol) | Bal Gas (% by vol) | Rel Press ("H2O) | Comments |
|---|---|---|---|---|---|---|---|
| GP-14 - 134 | 2/23/2026 08:01 | 0.00 | 1.30 | 18.40 | 80.30 | -2.50 | |
| GP-14 - 134 | 2/23/2026 09:57 | 0.00 | 5.90 | 11.70 | 82.40 | -0.81 | Valve Adjustment:Reduced System Vac/Flare Down |
| GP-14 - 134 | 2/24/2026 08:53 | 0.00 | 6.00 | 12.80 | 81.20 | -0.09 | |
| GP-14 - 134 | 2/25/2026 09:02 | 0.00 | 5.10 | 14.00 | 80.90 | -0.47 | Valve Adjustment:Reduced System Vac/Flare Down |
| GP-14 - 134 | 2/26/2026 09:05 | 0.00 | 4.20 | 14.60 | 81.20 | -0.39 | Valve Adjustment:Reduced System Vac/Flare Down |
| GP-14 - 134 | 2/27/2026 09:31 | 0.00 | 0.00 | 20.50 | 79.50 | -1.63 | |
| GP-14 - 134 | 3/2/2026 09:14 | 0.00 | 0.00 | 19.90 | 80.10 | -2.31 | |
| GP-14 - 134 | 3/3/2026 09:58 | 0.00 | 0.00 | 19.80 | 80.20 | -3.11 | |
| GP-14 - 134 | 3/4/2026 08:51 | 0.00 | 0.00 | 20.80 | 79.20 | -2.49 | |
| GP-14 - 134 | 3/5/2026 09:43 | 0.00 | 0.00 | 20.30 | 79.70 | -3.16 | |
| GP-14 - 134 | 3/6/2026 08:52 | 0.00 | 0.00 | 20.20 | 79.80 | -3.28 | |
| GP-14 - 134 | 3/9/2026 09:53 | 0.00 | 0.00 | 19.80 | 80.20 | -1.97 | |
| GP-14 - 134 | 3/10/2026 09:12 | 0.00 | 0.00 | 20.40 | 79.60 | -3.23 | |
| GP-14 - 134 | 3/11/2026 09:46 | 0.00 | 0.00 | 20.40 | 79.60 | -4.62 | |
| GP-14 - 134 | 3/12/2026 10:10 | 0.00 | 0.00 | 19.50 | 80.50 | -4.54 | |
| GP-14 - 134 | 3/13/2026 09:09 | 0.00 | 0.10 | 20.30 | 79.60 | -3.55 | |
| GP-14 - 134 | 3/16/2026 10:31 | 0.00 | 0.00 | 19.70 | 80.30 | -4.36 | |
| GP-14 - 134 | 3/17/2026 09:49 | 0.00 | 0.00 | 20.00 | 80.00 | -4.12 | |
| GP-14 - 134 | 3/18/2026 10:40 | 0.00 | 0.10 | 20.20 | 79.70 | -4.26 | |
| GP-14 - 134 | 3/19/2026 10:13 | 0.00 | 0.00 | 19.90 | 80.10 | -4.35 | |
| GP-14 - 134 | 3/20/2026 10:44 | 0.00 | 0.00 | 20.20 | 79.80 | -3.65 | |
| GP-14 - 134 | 3/23/2026 10:31 | 0.00 | 0.10 | 19.00 | 80.90 | -3.77 | |
| GP-14 - 134 | 3/24/2026 08:33 | 0.00 | 2.80 | 15.80 | 81.40 | -4.53 | |
| GP-14 - 134 | 3/24/2026 09:15 | 0.00 | 10.70 | 1.40 | 87.90 | -4.56 | |
| GP-14 - 134 | 3/25/2026 09:52 | 0.00 | 0.10 | 19.10 | 80.80 | -4.05 | |
| GP-14 - 134 | 3/26/2026 10:32 | 0.00 | 0.00 | 19.30 | 80.70 | -3.64 | |
| GP-14 - 134 | 3/27/2026 09:24 | 0.00 | 0.10 | 19.70 | 80.20 | -4.00 | |
| GP-14 - 134 | 3/30/2026 09:25 | 0.00 | 0.00 | 20.30 | 79.70 | -3.90 | |
| GP-14 - 134 | 3/31/2026 09:45 | 0.00 | 0.20 | 19.30 | 80.50 | -3.58 | |





# Chiquita Canyon Landfill - Monitoring . . obes Data - 01/01/2026 to 03/31/2026

| Point Name | Record Date | CH4 (% by vol) | CO2 (% by vol) | O2 (% by vol) | Bal Gas (% by vol) | Rel Press ("H2O) | Comments |
|---|---|---|---|---|---|---|---|
| GP-15 - 10 | 1/2/2026 09:05 | 0.00 | 0.10 | 21.30 | 78.60 | -0.34 | |
| GP-15 - 10 | 1/5/2026 08:38 | 0.00 | 0.10 | 20.30 | 79.60 | -0.41 | |
| GP-15 - 10 | 1/7/2026 07:46 | 0.10 | 0.70 | 19.60 | 79.60 | -0.23 | |
| GP-15 - 10 | 1/8/2026 07:39 | 0.00 | 0.10 | 20.40 | 79.50 | -0.40 | |
| GP-15 - 10 | 1/9/2026 08:31 | 0.00 | 0.00 | 20.70 | 79.30 | -0.55 | |
| GP-15 - 10 | 1/12/2026 09:05 | 0.00 | 0.20 | 21.10 | 78.70 | -0.37 | |
| GP-15 - 10 | 1/13/2026 08:10 | 0.00 | 0.10 | 20.20 | 79.70 | -0.37 | |
| GP-15 - 10 | 1/14/2026 07:12 | 0.00 | 0.20 | 20.20 | 79.60 | -0.39 | |
| GP-15 - 10 | 1/15/2026 07:29 | 0.00 | 0.20 | 20.50 | 79.30 | -0.37 | |
| GP-15 - 10 | 1/16/2026 07:26 | 0.00 | 0.10 | 20.50 | 79.40 | -0.45 | |
| GP-15 - 10 | 1/19/2026 08:19 | 18.70 | 49.10 | 0.10 | 32.10 | -0.02 | Valve Adjustment:Reduced System Vac/Flare Down |
| GP-15 - 10 | 1/20/2026 08:02 | 16.20 | 45.00 | 0.70 | 38.10 | -0.03 | Valve Adjustment:Reduced System Vac/Flare Down |
| GP-15 - 10 | 1/21/2026 08:29 | 20.00 | 51.60 | 0.80 | 27.60 | -0.01 | Valve Adjustment:Reduced System Vac/Flare Down |
| GP-15 - 10 | 1/22/2026 08:48 | 21.20 | 51.60 | 1.30 | 25.90 | -0.03 | Valve Adjustment:Reduced System Vac/Flare Down |
| GP-15 - 10 | 1/23/2026 07:33 | 6.40 | 22.10 | 9.30 | 62.20 | -0.08 | Valve Adjustment:Reduced System Vac/Flare Down |
| GP-15 - 10 | 1/26/2026 09:42 | 0.00 | 0.30 | 21.30 | 78.40 | -0.31 | Valve Adjustment:Reduced System Vac/Flare Down |
| GP-15 - 10 | 1/27/2026 07:46 | 0.00 | 0.10 | 20.50 | 79.40 | -0.31 | Valve Adjustment:Reduced System Vac/Flare Down |
| GP-15 - 10 | 1/28/2026 08:13 | 0.10 | 1.80 | 18.60 | 79.50 | -0.13 | Valve Adjustment:Reduced System Vac/Flare Down |
| GP-15 - 10 | 1/29/2026 08:04 | 0.30 | 3.90 | 17.70 | 78.10 | -0.13 | Valve Adjustment:Reduced System Vac/Flare Down |
| GP-15 - 10 | 1/30/2026 07:29 | 0.00 | 0.90 | 19.50 | 79.60 | -0.21 | Valve Adjustment:Reduced System Vac/Flare Down |
| GP-15 - 10 | 2/2/2026 08:56 | 0.00 | 0.50 | 19.20 | 80.30 | -0.33 | |
| GP-15 - 10 | 2/3/2026 07:17 | 0.00 | 0.60 | 19.90 | 79.50 | -0.31 | |
| GP-15 - 10 | 2/4/2026 07:28 | 0.00 | 0.20 | 20.20 | 79.60 | -0.32 | Valve Adjustment:Reduced System Vac/Flare Down |
| GP-15 - 10 | 2/5/2026 07:32 | 0.00 | 0.40 | 19.80 | 79.80 | -0.21 | Valve Adjustment:Reduced System Vac/Flare Down |
| GP-15 - 10 | 2/6/2026 08:24 | 0.00 | 0.60 | 19.20 | 80.20 | -0.30 | |

# Chiquita Canyon Landfill - Monitoring . . obes Data - 01/01/2026 to 03/31/2026

| Point Name | Record Date | CH4 (% by vol) | CO2 (% by vol) | O2 (% by vol) | Bal Gas (% by vol) | Rel Press ("H2O) | Comments |
|---|---|---|---|---|---|---|---|
| GP-15 - 10 | 2/9/2026 07:33 | 3.00 | 12.70 | 4.70 | 79.60 | -0.09 | Valve Adjustment:Reduced System Vac/Flare Down |
| GP-15 - 10 | 2/10/2026 13:25 | 4.10 | 12.50 | 9.30 | 74.10 | 0.00 | |
| GP-15 - 10 | 2/11/2026 10:57 | 0.10 | 0.70 | 18.80 | 80.40 | -0.29 | |
| GP-15 - 10 | 2/12/2026 12:58 | 12.20 | 29.00 | 3.30 | 55.50 | 0.25 | |
| GP-15 - 10 | 2/13/2026 13:03 | 15.40 | 33.50 | 1.10 | 50.00 | 0.09 | |
| GP-15 - 10 | 2/17/2026 12:11 | 2.10 | 8.50 | 14.40 | 75.00 | -0.01 | |
| GP-15 - 10 | 2/18/2026 11:44 | 1.50 | 7.00 | 16.10 | 75.40 | -0.05 | |
| GP-15 - 10 | 2/19/2026 07:25 | 16.30 | 36.60 | 1.60 | 45.50 | 0.12 | |
| GP-15 - 10 | 2/20/2026 12:18 | 10.40 | 31.60 | 6.80 | 51.20 | 0.06 | |
| GP-15 - 10 | 2/23/2026 08:31 | 8.10 | 26.00 | 13.70 | 52.20 | 0.00 | |
| GP-15 - 10 | 2/23/2026 10:02 | 4.40 | 20.80 | 7.40 | 67.40 | -0.02 | Valve Adjustment:Reduced System Vac/Flare Down |
| GP-15 - 10 | 2/24/2026 07:42 | 16.40 | 31.20 | 0.70 | 51.70 | -0.04 | |
| GP-15 - 10 | 2/25/2026 08:24 | 12.60 | 29.40 | 2.50 | 55.50 | -0.06 | Valve Adjustment:Reduced System Vac/Flare Down |
| GP-15 - 10 | 2/26/2026 08:30 | 16.70 | 30.90 | 1.30 | 51.10 | -0.01 | Valve Adjustment:Reduced System Vac/Flare Down |
| GP-15 - 10 | 2/27/2026 08:56 | 12.10 | 27.50 | 3.60 | 56.80 | -0.01 | |
| GP-15 - 10 | 3/2/2026 08:38 | 11.60 | 26.70 | 4.00 | 57.70 | -0.07 | |
| GP-15 - 10 | 3/3/2026 08:23 | 2.50 | 9.70 | 13.70 | 74.10 | -0.12 | |
| GP-15 - 10 | 3/4/2026 07:59 | 6.90 | 19.90 | 5.50 | 67.70 | -0.12 | |
| GP-15 - 10 | 3/5/2026 08:47 | 1.10 | 4.60 | 16.50 | 77.80 | -0.10 | |
| GP-15 - 10 | 3/6/2026 07:48 | 0.40 | 3.10 | 17.80 | 78.70 | -0.14 | |
| GP-15 - 10 | 3/9/2026 08:38 | 0.70 | 3.30 | 19.20 | 76.80 | -0.31 | |
| GP-15 - 10 | 3/10/2026 08:29 | 0.00 | 0.30 | 20.20 | 79.50 | -0.47 | |
| GP-15 - 10 | 3/11/2026 08:40 | 0.00 | 0.10 | 20.70 | 79.20 | -0.50 | |
| GP-15 - 10 | 3/12/2026 08:43 | 0.00 | 0.30 | 19.80 | 79.90 | -0.46 | |
| GP-15 - 10 | 3/13/2026 08:12 | 0.00 | 0.10 | 20.80 | 79.10 | -0.38 | |
| GP-15 - 10 | 3/16/2026 09:03 | 0.00 | 0.20 | 19.70 | 80.10 | -0.47 | |
| GP-15 - 10 | 3/17/2026 08:19 | 0.00 | 0.80 | 19.40 | 79.80 | -0.37 | |
| GP-15 - 10 | 3/18/2026 08:52 | 0.10 | 1.10 | 18.20 | 80.60 | -0.25 | |
| GP-15 - 10 | 3/19/2026 08:47 | 0.00 | 0.30 | 19.70 | 80.00 | -0.39 | |





# Chiquita Canyon Landfill - Monitoring . . obes Data - 01/01/2026 to 03/31/2026

| Point Name | Record Date | CH4 (% by vol) | CO2 (% by vol) | O2 (% by vol) | Bal Gas (% by vol) | Rel Press ("H2O) | Comments |
|---|---|---|---|---|---|---|---|
| GP-15 - 10 | 3/20/2026 09:29 | 0.00 | 0.30 | 19.40 | 80.30 | -0.41 | |
| GP-15 - 10 | 3/23/2026 09:25 | 0.00 | 0.20 | 19.70 | 80.10 | -0.40 | |
| GP-15 - 10 | 3/24/2026 08:32 | 0.00 | 0.70 | 21.20 | 78.10 | -0.53 | |
| GP-15 - 10 | 3/25/2026 08:48 | 0.00 | 0.30 | 19.60 | 80.10 | -0.46 | |
| GP-15 - 10 | 3/26/2026 08:12 | 0.00 | 0.10 | 19.90 | 80.00 | -0.48 | Valve Adjustment:Reduced System Vac/Flare Down |
| GP-15 - 10 | 3/27/2026 08:13 | 0.00 | 0.30 | 20.00 | 79.70 | -0.48 | |
| GP-15 - 10 | 3/30/2026 08:20 | 0.00 | 0.00 | 20.50 | 79.50 | -0.51 | |
| GP-15 - 10 | 3/31/2026 08:41 | 0.00 | 0.10 | 20.30 | 79.60 | -0.44 | |
| GP-15 - 40 | 1/2/2026 09:09 | 3.70 | 13.70 | 14.30 | 68.30 | -0.46 | |
| GP-15 - 40 | 1/5/2026 08:42 | 3.70 | 12.60 | 14.80 | 68.90 | -0.53 | |
| GP-15 - 40 | 1/7/2026 07:50 | 6.70 | 23.00 | 11.10 | 59.20 | -0.33 | |
| GP-15 - 40 | 1/8/2026 07:42 | 3.20 | 10.50 | 16.10 | 70.20 | -0.55 | |
| GP-15 - 40 | 1/9/2026 08:34 | 1.90 | 6.00 | 18.00 | 74.10 | -0.71 | |
| GP-15 - 40 | 1/12/2026 09:08 | 3.10 | 10.10 | 16.20 | 70.60 | -0.51 | |
| GP-15 - 40 | 1/13/2026 08:13 | 3.50 | 11.20 | 15.20 | 70.10 | -0.50 | |
| GP-15 - 40 | 1/14/2026 07:15 | 3.90 | 13.10 | 14.60 | 68.40 | -0.55 | |
| GP-15 - 40 | 1/15/2026 07:32 | 5.00 | 16.50 | 13.60 | 64.90 | -0.53 | |
| GP-15 - 40 | 1/16/2026 07:29 | 4.00 | 13.00 | 15.00 | 68.00 | -0.59 | |
| GP-15 - 40 | 1/19/2026 08:22 | 22.40 | 56.90 | 0.00 | 20.70 | 0.00 | Valve Adjustment:Reduced System Vac/Flare Down |
| GP-15 - 40 | 1/20/2026 08:05 | 24.30 | 59.10 | 0.60 | 16.00 | -0.05 | Valve Adjustment:Reduced System Vac/Flare Down |
| GP-15 - 40 | 1/21/2026 08:32 | 25.60 | 61.10 | 0.70 | 12.60 | -0.04 | Valve Adjustment:Reduced System Vac/Flare Down |
| GP-15 - 40 | 1/22/2026 08:51 | 26.00 | 61.80 | 1.20 | 11.00 | -0.05 | Valve Adjustment:Reduced System Vac/Flare Down |
| GP-15 - 40 | 1/23/2026 07:36 | 22.40 | 54.90 | 1.40 | 21.30 | -0.16 | Valve Adjustment:Reduced System Vac/Flare Down |
| GP-15 - 40 | 1/26/2026 09:45 | 5.70 | 17.40 | 13.90 | 63.00 | -0.46 | Valve Adjustment:Reduced System Vac/Flare Down |
| GP-15 - 40 | 1/27/2026 07:49 | 7.00 | 20.20 | 12.10 | 60.70 | -0.41 | Valve Adjustment:Reduced System Vac/Flare Down |
| GP-15 - 40 | 1/28/2026 08:17 | 11.70 | 34.70 | 7.00 | 46.60 | -0.20 | Valve Adjustment:Reduced System Vac/Flare Down |

# Chiquita Canyon Landfill - Monitoring Probes Data - 01/01/2026 to 03/31/2026

| Point Name | Record Date | CH4 (% by vol) | CO2 (% by vol) | O2 (% by vol) | Bal Gas (% by vol) | Rel Press ("H2O) | Comments |
|---|---|---|---|---|---|---|---|
| GP-15 - 40 | 1/29/2026 08:07 | 12.40 | 39.00 | 4.80 | 43.80 | -0.21 | Valve Adjustment:Reduced System Vac/Flare Down |
| GP-15 - 40 | 1/30/2026 07:32 | 10.80 | 32.70 | 7.80 | 48.70 | -0.33 | Valve Adjustment:Reduced System Vac/Flare Down |
| GP-15 - 40 | 2/2/2026 08:58 | 7.70 | 22.70 | 11.20 | 58.40 | -0.46 | |
| GP-15 - 40 | 2/3/2026 07:20 | 6.50 | 18.70 | 12.90 | 61.90 | -0.42 | |
| GP-15 - 40 | 2/4/2026 07:31 | 6.90 | 20.10 | 12.40 | 60.60 | -0.42 | Valve Adjustment:Reduced System Vac/Flare Down |
| GP-15 - 40 | 2/5/2026 07:35 | 9.40 | 26.00 | 10.30 | 54.30 | -0.31 | Valve Adjustment:Reduced System Vac/Flare Down |
| GP-15 - 40 | 2/6/2026 08:27 | 8.60 | 26.00 | 10.00 | 55.40 | -0.41 | |
| GP-15 - 40 | 2/9/2026 07:36 | 20.60 | 51.80 | 1.10 | 26.50 | -0.11 | Valve Adjustment:Reduced System Vac/Flare Down |
| GP-15 - 40 | 2/10/2026 13:28 | 19.50 | 49.60 | 2.70 | 28.20 | -0.08 | |
| GP-15 - 40 | 2/11/2026 11:00 | 9.10 | 25.10 | 10.50 | 55.30 | -0.42 | |
| GP-15 - 40 | 2/12/2026 13:01 | 16.20 | 47.30 | 0.80 | 35.70 | 0.27 | |
| GP-15 - 40 | 2/13/2026 13:06 | 23.00 | 58.40 | 0.80 | 17.80 | 0.09 | |
| GP-15 - 40 | 2/17/2026 12:14 | 11.50 | 34.00 | 7.60 | 46.90 | -0.04 | |
| GP-15 - 40 | 2/18/2026 11:46 | 15.20 | 44.50 | 4.50 | 35.80 | -0.09 | |
| GP-15 - 40 | 2/19/2026 07:28 | 19.60 | 52.20 | 1.00 | 27.20 | 0.12 | |
| GP-15 - 40 | 2/20/2026 12:20 | 19.30 | 52.00 | 0.50 | 28.20 | 0.04 | |
| GP-15 - 40 | 2/23/2026 08:34 | 23.60 | 51.90 | 6.90 | 17.60 | 0.00 | |
| GP-15 - 40 | 2/23/2026 10:04 | 22.10 | 54.50 | 0.00 | 23.40 | -0.06 | Valve Adjustment:Reduced System Vac/Flare Down |
| GP-15 - 40 | 2/24/2026 07:45 | 24.60 | 58.90 | 0.00 | 16.50 | -0.06 | |
| GP-15 - 40 | 2/25/2026 08:27 | 25.20 | 57.10 | 1.00 | 16.70 | -0.08 | Valve Adjustment:Reduced System Vac/Flare Down |
| GP-15 - 40 | 2/26/2026 08:32 | 25.30 | 57.20 | 0.90 | 16.60 | -0.04 | Valve Adjustment:Reduced System Vac/Flare Down |
| GP-15 - 40 | 2/27/2026 08:59 | 25.40 | 58.10 | 1.00 | 15.50 | -0.04 | |
| GP-15 - 40 | 3/2/2026 08:41 | 27.80 | 60.40 | 0.60 | 11.20 | -0.10 | |
| GP-15 - 40 | 3/3/2026 08:26 | 26.60 | 59.60 | 0.10 | 13.70 | -0.18 | |
| GP-15 - 40 | 3/4/2026 08:02 | 27.60 | 60.20 | 0.60 | 11.60 | -0.17 | |
| GP-15 - 40 | 3/5/2026 08:49 | 25.60 | 56.20 | 1.30 | 16.90 | -0.32 | |
| GP-15 - 40 | 3/6/2026 07:51 | 20.30 | 50.10 | 2.40 | 27.20 | -0.20 | |





# Chiquita Canyon Landfill - Monitoring Probes Data - 01/01/2026 to 03/31/2026

| Point Name | Record Date | CH4 (% by vol) | CO2 (% by vol) | O2 (% by vol) | Bal Gas (% by vol) | Rel Press ("H2O) | Comments |
|---|---|---|---|---|---|---|---|
| GP-15 - 40 | 3/9/2026 08:42 | 11.00 | 28.90 | 9.70 | 50.40 | -0.44 | |
| GP-15 - 40 | 3/10/2026 08:32 | 6.90 | 17.50 | 13.40 | 62.20 | -0.59 | |
| GP-15 - 40 | 3/11/2026 08:43 | 4.60 | 11.40 | 16.00 | 68.00 | -0.63 | |
| GP-15 - 40 | 3/12/2026 08:46 | 5.60 | 14.40 | 13.80 | 66.20 | -0.58 | |
| GP-15 - 40 | 3/13/2026 08:15 | 8.00 | 20.40 | 12.10 | 59.50 | -0.52 | |
| GP-15 - 40 | 3/16/2026 09:06 | 5.70 | 14.00 | 13.80 | 66.50 | -0.61 | |
| GP-15 - 40 | 3/17/2026 08:22 | 8.40 | 22.20 | 11.10 | 58.30 | -0.46 | |
| GP-15 - 40 | 3/18/2026 08:55 | 10.50 | 28.40 | 8.20 | 52.90 | -0.35 | |
| GP-15 - 40 | 3/19/2026 08:50 | 6.40 | 17.10 | 12.80 | 63.70 | -0.51 | |
| GP-15 - 40 | 3/20/2026 09:33 | 5.60 | 13.60 | 13.80 | 67.00 | -0.53 | |
| GP-15 - 40 | 3/23/2026 09:28 | 4.90 | 12.00 | 14.60 | 68.50 | -0.51 | |
| GP-15 - 40 | 3/24/2026 08:35 | 5.30 | 13.50 | 15.10 | 66.10 | -0.66 | |
| GP-15 - 40 | 3/25/2026 08:50 | 5.30 | 13.70 | 13.90 | 67.10 | -0.58 | |
| GP-15 - 40 | 3/26/2026 08:16 | 5.10 | 14.40 | 13.70 | 66.80 | -0.61 | Valve Adjustment:Reduced System Vac/Flare Down |
| GP-15 - 40 | 3/27/2026 08:17 | 4.40 | 12.30 | 14.70 | 68.60 | -0.60 | |
| GP-15 - 40 | 3/30/2026 08:23 | 4.50 | 13.30 | 14.30 | 67.90 | -0.64 | |
| GP-15 - 40 | 3/31/2026 08:44 | 3.90 | 12.80 | 14.70 | 68.60 | -0.55 | |
| GP-15 - 60 | 1/2/2026 09:14 | 10.50 | 37.80 | 2.50 | 49.20 | -2.58 | |
| GP-15 - 60 | 1/5/2026 08:46 | 9.50 | 34.10 | 3.80 | 52.60 | -2.63 | |
| GP-15 - 60 | 1/7/2026 07:55 | 9.00 | 31.80 | 5.10 | 54.10 | -2.06 | |
| GP-15 - 60 | 1/8/2026 07:47 | 8.00 | 29.00 | 6.30 | 56.70 | -3.00 | |
| GP-15 - 60 | 1/9/2026 08:40 | 8.10 | 32.80 | 4.80 | 54.30 | -3.44 | |
| GP-15 - 60 | 1/12/2026 09:12 | 10.50 | 39.70 | 0.40 | 49.40 | -3.08 | |
| GP-15 - 60 | 1/13/2026 08:18 | 9.50 | 38.20 | 1.90 | 50.40 | -2.86 | |
| GP-15 - 60 | 1/14/2026 07:19 | 9.90 | 39.90 | 0.90 | 49.30 | -3.12 | |
| GP-15 - 60 | 1/15/2026 07:38 | 10.20 | 40.00 | 0.90 | 48.90 | -2.99 | |
| GP-15 - 60 | 1/16/2026 07:34 | 10.10 | 39.80 | 0.90 | 49.20 | -3.29 | |
| GP-15 - 60 | 1/19/2026 08:27 | 9.60 | 38.30 | 0.80 | 51.30 | -0.25 | Valve Adjustment:Reduced System Vac/Flare Down |
| GP-15 - 60 | 1/20/2026 08:09 | 9.50 | 37.90 | 1.10 | 51.50 | -0.38 | Valve Adjustment:Reduced System Vac/Flare Down |

# Chiquita Canyon Landfill - Monitoring Probes Data - 01/01/2026 to 03/31/2026

| Point Name | Record Date | CH4 (% by vol) | CO2 (% by vol) | O2 (% by vol) | Bal Gas (% by vol) | Rel Press ("H2O) | Comments |
|---|---|---|---|---|---|---|---|
| GP-15 - 60 | 1/21/2026 08:36 | 9.70 | 37.80 | 1.20 | 51.30 | -0.33 | Valve Adjustment:Reduced System Vac/Flare Down |
| GP-15 - 60 | 1/22/2026 08:55 | 9.60 | 36.40 | 1.90 | 52.10 | -0.32 | Valve Adjustment:Reduced System Vac/Flare Down |
| GP-15 - 60 | 1/23/2026 07:41 | 9.70 | 35.40 | 2.70 | 52.20 | -1.11 | Valve Adjustment:Reduced System Vac/Flare Down |
| GP-15 - 60 | 1/26/2026 09:51 | 10.00 | 38.30 | 0.00 | 51.70 | -2.30 | Valve Adjustment:Reduced System Vac/Flare Down |
| GP-15 - 60 | 1/27/2026 07:54 | 7.80 | 30.30 | 4.20 | 57.70 | -1.91 | Valve Adjustment:Reduced System Vac/Flare Down |
| GP-15 - 60 | 1/28/2026 08:21 | 8.80 | 35.00 | 2.80 | 53.40 | -1.32 | Valve Adjustment:Reduced System Vac/Flare Down |
| GP-15 - 60 | 1/29/2026 08:11 | 9.80 | 38.50 | 0.60 | 51.10 | -1.26 | Valve Adjustment:Reduced System Vac/Flare Down |
| GP-15 - 60 | 1/30/2026 07:36 | 9.50 | 37.60 | 1.20 | 51.70 | -1.72 | Valve Adjustment:Reduced System Vac/Flare Down |
| GP-15 - 60 | 2/2/2026 09:02 | 9.90 | 37.80 | 0.90 | 51.40 | -2.52 | |
| GP-15 - 60 | 2/3/2026 07:24 | 8.70 | 35.20 | 2.70 | 53.40 | -2.22 | |
| GP-15 - 60 | 2/4/2026 07:35 | 8.90 | 35.50 | 2.10 | 53.50 | -2.36 | Valve Adjustment:Reduced System Vac/Flare Down |
| GP-15 - 60 | 2/5/2026 07:40 | 8.50 | 33.50 | 3.30 | 54.70 | -1.76 | Valve Adjustment:Reduced System Vac/Flare Down |
| GP-15 - 60 | 2/6/2026 08:31 | 9.20 | 36.50 | 1.40 | 52.90 | -2.09 | |
| GP-15 - 60 | 2/9/2026 07:40 | 9.00 | 36.10 | 1.90 | 53.00 | -0.99 | Valve Adjustment:Reduced System Vac/Flare Down |
| GP-15 - 60 | 2/10/2026 13:32 | 9.70 | 37.10 | 1.80 | 51.40 | -0.83 | |
| GP-15 - 60 | 2/11/2026 11:05 | 9.90 | 38.70 | 0.20 | 51.20 | -1.94 | |
| GP-15 - 60 | 2/12/2026 13:05 | 9.30 | 38.50 | 0.80 | 51.40 | 0.70 | |
| GP-15 - 60 | 2/13/2026 13:10 | 9.40 | 38.80 | 1.00 | 50.80 | 0.18 | |
| GP-15 - 60 | 2/17/2026 12:17 | 9.90 | 36.70 | 1.60 | 51.80 | -0.34 | |
| GP-15 - 60 | 2/18/2026 11:50 | 9.80 | 36.50 | 1.70 | 52.00 | -0.47 | |
| GP-15 - 60 | 2/19/2026 07:32 | 10.20 | 38.00 | 1.20 | 50.60 | 0.41 | |
| GP-15 - 60 | 2/20/2026 12:25 | 11.20 | 39.80 | 0.00 | 49.00 | 0.01 | |
| GP-15 - 60 | 2/23/2026 08:36 | 12.10 | 36.80 | 3.60 | 47.50 | 0.00 | |
| GP-15 - 60 | 2/23/2026 10:08 | 11.00 | 39.90 | 0.00 | 49.10 | -0.27 | Valve Adjustment:Reduced System Vac/Flare Down |
| GP-15 - 60 | 2/24/2026 07:49 | 11.00 | 38.40 | 0.50 | 50.10 | -0.16 | |





# Chiquita Canyon Landfill - Monitoring . . obes Data - 01/01/2026 to 03/31/2026

| Point Name | Record Date | CH4 (% by vol) | CO2 (% by vol) | O2 (% by vol) | Bal Gas (% by vol) | Rel Press ("H2O) | Comments |
|---|---|---|---|---|---|---|---|
| GP-15 - 60 | 2/25/2026 08:32 | 10.90 | 37.20 | 1.20 | 50.70 | -0.26 | Valve Adjustment:Reduced System Vac/Flare Down |
| GP-15 - 60 | 2/26/2026 08:36 | 10.90 | 37.90 | 1.10 | 50.10 | -0.12 | Valve Adjustment:Reduced System Vac/Flare Down |
| GP-15 - 60 | 2/27/2026 09:03 | 11.00 | 38.10 | 1.30 | 49.60 | -0.27 | |
| GP-15 - 60 | 3/2/2026 08:45 | 11.80 | 38.40 | 0.70 | 49.10 | -0.38 | |
| GP-15 - 60 | 3/3/2026 08:31 | 12.30 | 40.40 | 0.10 | 47.20 | -0.64 | |
| GP-15 - 60 | 3/4/2026 08:06 | 11.30 | 37.00 | 1.10 | 50.60 | -0.49 | |
| GP-15 - 60 | 3/5/2026 08:54 | 11.50 | 37.40 | 1.70 | 49.40 | -0.80 | |
| GP-15 - 60 | 3/6/2026 07:55 | 11.30 | 37.10 | 2.10 | 49.50 | -0.70 | |
| GP-15 - 60 | 3/9/2026 08:46 | 10.40 | 33.90 | 3.60 | 52.10 | -1.97 | |
| GP-15 - 60 | 3/10/2026 08:37 | 10.00 | 35.20 | 3.20 | 51.60 | -2.44 | |
| GP-15 - 60 | 3/11/2026 08:48 | 9.10 | 31.20 | 4.00 | 55.70 | -2.78 | |
| GP-15 - 60 | 3/12/2026 08:50 | 10.20 | 36.10 | 1.70 | 52.00 | -2.72 | |
| GP-15 - 60 | 3/13/2026 08:20 | 10.30 | 35.80 | 1.60 | 52.30 | -2.58 | |
| GP-15 - 60 | 3/16/2026 09:10 | 10.20 | 37.90 | 0.20 | 51.70 | -2.83 | |
| GP-15 - 60 | 3/17/2026 08:26 | 10.10 | 37.60 | 0.30 | 52.00 | -2.24 | |
| GP-15 - 60 | 3/18/2026 08:59 | 9.90 | 38.20 | 0.20 | 51.70 | -1.53 | |
| GP-15 - 60 | 3/19/2026 08:55 | 9.00 | 34.60 | 2.10 | 54.30 | -2.24 | |
| GP-15 - 60 | 3/20/2026 09:37 | 9.00 | 33.80 | 2.30 | 54.90 | -2.69 | |
| GP-15 - 60 | 3/23/2026 09:34 | 8.70 | 33.90 | 2.40 | 55.00 | -2.56 | |
| GP-15 - 60 | 3/24/2026 08:40 | 9.70 | 38.10 | 0.00 | 52.20 | -3.10 | |
| GP-15 - 60 | 3/25/2026 08:55 | 8.80 | 36.00 | 1.30 | 53.90 | -2.79 | |
| GP-15 - 60 | 3/26/2026 08:21 | 7.70 | 32.00 | 2.30 | 58.00 | -2.67 | Valve Adjustment:Reduced System Vac/Flare Down |
| GP-15 - 60 | 3/27/2026 08:21 | 7.60 | 30.50 | 3.10 | 58.80 | -2.80 | |
| GP-15 - 60 | 3/30/2026 08:27 | 7.00 | 29.50 | 3.70 | 59.80 | -2.81 | |
| GP-15 - 60 | 3/31/2026 08:48 | 7.20 | 31.50 | 2.50 | 58.80 | -2.58 | |
| GP-15 - 90 | 1/2/2026 09:18 | 0.00 | 0.00 | 20.70 | 79.30 | -0.35 | |
| GP-15 - 90 | 1/5/2026 08:51 | 0.00 | 0.10 | 20.40 | 79.50 | -0.42 | |
| GP-15 - 90 | 1/7/2026 07:59 | 0.00 | 0.10 | 20.60 | 79.30 | -0.19 | |
| GP-15 - 90 | 1/8/2026 07:51 | 0.00 | 0.00 | 20.70 | 79.30 | -0.42 | |

# Chiquita Canyon Landfill - Monitoring . . obes Data - 01/01/2026 to 03/31/2026

| Point Name | Record Date | CH4 (% by vol) | CO2 (% by vol) | O2 (% by vol) | Bal Gas (% by vol) | Rel Press ("H2O) | Comments |
|---|---|---|---|---|---|---|---|
| GP-15 - 90 | 1/9/2026 08:45 | 0.00 | 0.00 | 20.90 | 79.10 | -0.60 | |
| GP-15 - 90 | 1/12/2026 09:19 | 0.00 | 0.00 | 21.80 | 78.20 | -0.41 | |
| GP-15 - 90 | 1/13/2026 08:23 | 0.00 | 0.10 | 20.50 | 79.40 | -0.38 | |
| GP-15 - 90 | 1/14/2026 07:24 | 0.00 | 0.00 | 20.70 | 79.30 | -0.43 | |
| GP-15 - 90 | 1/15/2026 07:42 | 0.00 | 0.10 | 21.00 | 78.90 | -0.36 | |
| GP-15 - 90 | 1/16/2026 07:38 | 0.00 | 0.00 | 20.90 | 79.10 | -0.42 | |
| GP-15 - 90 | 1/19/2026 08:32 | 18.30 | 48.40 | 0.50 | 32.80 | 0.71 | Valve Adjustment:Reduced System Vac/Flare Down |
| GP-15 - 90 | 1/20/2026 08:15 | 14.00 | 42.80 | 2.40 | 40.80 | 0.05 | Valve Adjustment:Reduced System Vac/Flare Down |
| GP-15 - 90 | 1/21/2026 08:42 | 18.80 | 45.80 | 1.80 | 33.60 | 0.08 | Valve Adjustment:Reduced System Vac/Flare Down |
| GP-15 - 90 | 1/22/2026 09:01 | 20.60 | 48.80 | 2.30 | 28.30 | 0.19 | Valve Adjustment:Reduced System Vac/Flare Down |
| GP-15 - 90 | 1/23/2026 07:46 | 3.60 | 10.30 | 15.50 | 70.60 | -0.02 | Valve Adjustment:Reduced System Vac/Flare Down |
| GP-15 - 90 | 1/26/2026 09:58 | 0.00 | 0.20 | 21.90 | 77.90 | -0.21 | Valve Adjustment:Reduced System Vac/Flare Down |
| GP-15 - 90 | 1/27/2026 07:59 | 0.00 | 0.00 | 20.80 | 79.20 | -0.39 | Valve Adjustment:Reduced System Vac/Flare Down |
| GP-15 - 90 | 1/28/2026 08:25 | 0.00 | 0.00 | 21.20 | 78.80 | 0.02 | Valve Adjustment:Reduced System Vac/Flare Down |
| GP-15 - 90 | 1/29/2026 08:16 | 0.00 | 1.10 | 19.50 | 79.40 | -0.07 | Valve Adjustment:Reduced System Vac/Flare Down |
| GP-15 - 90 | 1/30/2026 07:40 | 0.00 | 0.10 | 21.10 | 78.80 | -0.31 | Valve Adjustment:Reduced System Vac/Flare Down |
| GP-15 - 90 | 2/2/2026 09:06 | 0.00 | 0.00 | 20.00 | 80.00 | -0.49 | |
| GP-15 - 90 | 2/3/2026 07:28 | 0.00 | 0.00 | 20.90 | 79.10 | -0.75 | |
| GP-15 - 90 | 2/4/2026 07:39 | 0.00 | 0.00 | 20.80 | 79.20 | -0.49 | Valve Adjustment:Reduced System Vac/Flare Down |
| GP-15 - 90 | 2/5/2026 07:44 | 0.00 | 0.00 | 20.90 | 79.10 | 0.12 | Valve Adjustment:Reduced System Vac/Flare Down |
| GP-15 - 90 | 2/6/2026 08:34 | 0.00 | 0.00 | 20.20 | 79.80 | -0.28 | |
| GP-15 - 90 | 2/9/2026 07:44 | 0.00 | 0.10 | 21.00 | 78.90 | 0.08 | Valve Adjustment:Reduced System Vac/Flare Down |
| GP-15 - 90 | 2/10/2026 13:36 | 0.00 | 0.10 | 21.00 | 78.90 | 0.04 | |
| GP-15 - 90 | 2/11/2026 11:20 | 0.00 | 0.20 | 19.80 | 80.00 | -0.31 | |
| GP-15 - 90 | 2/12/2026 13:09 | 0.10 | 0.40 | 20.50 | 79.00 | 0.32 | |

# Chiquita Canyon Landfill - Monitoring . .obes Data - 01/01/2026 to 03/31/2026

| Point Name | Record Date | CH4 (% by vol) | CO2 (% by vol) | O2 (% by vol) | Bal Gas (% by vol) | Rel Press ("H2O) | Comments |
|---|---|---|---|---|---|---|---|
| GP-15 - 90 | 2/13/2026 13:14 | 0.10 | 0.40 | 21.50 | 78.00 | 0.17 | |
| GP-15 - 90 | 2/17/2026 12:21 | 0.00 | 0.10 | 20.90 | 79.00 | 0.04 | |
| GP-15 - 90 | 2/18/2026 11:54 | 0.10 | 0.40 | 20.90 | 78.60 | -0.06 | |
| GP-15 - 90 | 2/19/2026 07:37 | 0.10 | 0.70 | 20.50 | 78.70 | 0.20 | |
| GP-15 - 90 | 2/20/2026 12:30 | 7.90 | 27.90 | 7.30 | 56.90 | 0.09 | |
| GP-15 - 90 | 2/23/2026 08:38 | 17.70 | 36.40 | 6.80 | 39.10 | 0.00 | |
| GP-15 - 90 | 2/23/2026 10:13 | 2.70 | 16.80 | 11.80 | 68.70 | 0.02 | Valve Adjustment:Reduced System Vac/Flare Down |
| GP-15 - 90 | 2/24/2026 07:55 | 22.50 | 52.10 | 0.00 | 25.40 | -0.02 | |
| GP-15 - 90 | 2/25/2026 08:38 | 15.00 | 43.70 | 5.30 | 36.00 | 0.00 | Valve Adjustment:Reduced System Vac/Flare Down |
| GP-15 - 90 | 2/26/2026 08:41 | 21.30 | 49.80 | 1.30 | 27.60 | 0.01 | Valve Adjustment:Reduced System Vac/Flare Down |
| GP-15 - 90 | 2/27/2026 09:09 | 11.90 | 37.30 | 7.00 | 43.80 | 0.02 | |
| GP-15 - 90 | 3/2/2026 08:51 | 12.70 | 38.90 | 7.50 | 40.90 | -0.02 | |
| GP-15 - 90 | 3/3/2026 08:36 | 1.50 | 8.40 | 16.50 | 73.60 | -0.10 | |
| GP-15 - 90 | 3/4/2026 08:10 | 0.10 | 0.20 | 21.00 | 78.70 | 0.42 | |
| GP-15 - 90 | 3/5/2026 08:58 | 0.00 | 0.10 | 20.40 | 79.50 | 0.22 | |
| GP-15 - 90 | 3/6/2026 08:00 | 0.00 | 0.10 | 20.60 | 79.30 | 0.12 | |
| GP-15 - 90 | 3/9/2026 08:50 | 0.00 | 0.10 | 20.60 | 79.30 | -0.03 | |
| GP-15 - 90 | 3/10/2026 08:41 | 0.00 | 0.10 | 20.50 | 79.40 | -0.88 | |
| GP-15 - 90 | 3/11/2026 08:52 | 0.00 | 0.00 | 20.90 | 79.10 | -0.96 | |
| GP-15 - 90 | 3/12/2026 08:54 | 0.00 | 0.00 | 20.20 | 79.80 | -0.53 | |
| GP-15 - 90 | 3/13/2026 08:24 | 0.00 | 0.10 | 20.90 | 79.00 | 0.27 | |
| GP-15 - 90 | 3/16/2026 09:14 | 0.00 | 0.00 | 20.00 | 80.00 | -0.68 | |
| GP-15 - 90 | 3/17/2026 08:30 | 0.00 | 0.10 | 20.10 | 79.80 | 0.02 | |
| GP-15 - 90 | 3/18/2026 09:03 | 0.00 | 0.10 | 19.70 | 80.20 | 0.21 | |
| GP-15 - 90 | 3/19/2026 08:58 | 0.00 | 0.10 | 20.00 | 79.90 | -0.54 | |
| GP-15 - 90 | 3/20/2026 09:41 | 0.00 | 0.00 | 19.90 | 80.10 | -0.48 | |
| GP-15 - 90 | 3/23/2026 09:38 | 0.00 | 0.10 | 19.80 | 80.10 | -0.44 | |
| GP-15 - 90 | 3/24/2026 08:45 | 0.00 | 0.10 | 21.50 | 78.40 | -0.58 | |
| GP-15 - 90 | 3/25/2026 09:00 | 0.00 | 0.10 | 19.90 | 80.00 | -0.46 | |

# Chiquita Canyon Landfill - Monitoring . . obes Data - 01/01/2026 to 03/31/2026

| Point Name | Record Date | CH4 (% by vol) | CO2 (% by vol) | O2 (% by vol) | Bal Gas (% by vol) | Rel Press ("H2O) | Comments |
|---|---|---|---|---|---|---|---|
| GP-15 - 90 | 3/26/2026 08:26 | 0.00 | 0.20 | 20.00 | 79.80 | -0.48 | |
| GP-15 - 90 | 3/27/2026 08:26 | 0.00 | 0.00 | 20.40 | 79.60 | -0.47 | |
| GP-15 - 90 | 3/30/2026 08:31 | 0.00 | 0.00 | 20.50 | 79.50 | -0.53 | |
| GP-15 - 90 | 3/31/2026 08:54 | 0.00 | 0.10 | 20.40 | 79.50 | -0.39 | |
| GP-15 - 115 | 1/2/2026 09:24 | 0.00 | 0.00 | 20.80 | 79.20 | -1.44 | |
| GP-15 - 115 | 1/5/2026 08:55 | 0.00 | 0.00 | 20.50 | 79.50 | -1.15 | |
| GP-15 - 115 | 1/7/2026 08:04 | 0.00 | 0.00 | 20.90 | 79.10 | -0.36 | |
| GP-15 - 115 | 1/8/2026 07:56 | 0.00 | 0.00 | 20.90 | 79.10 | -1.31 | |
| GP-15 - 115 | 1/9/2026 08:50 | 0.00 | 0.00 | 21.20 | 78.80 | -2.26 | |
| GP-15 - 115 | 1/12/2026 09:27 | 0.00 | 0.00 | 22.10 | 77.90 | -1.10 | |
| GP-15 - 115 | 1/13/2026 08:27 | 0.00 | 0.00 | 20.80 | 79.20 | -1.19 | |
| GP-15 - 115 | 1/14/2026 07:28 | 0.00 | 0.00 | 21.00 | 79.00 | -1.17 | |
| GP-15 - 115 | 1/15/2026 07:47 | 0.00 | 0.00 | 21.40 | 78.60 | -0.86 | |
| GP-15 - 115 | 1/16/2026 07:43 | 0.00 | 0.00 | 21.00 | 79.00 | -1.21 | |
| GP-15 - 115 | 1/19/2026 08:37 | 0.20 | 0.30 | 20.70 | 78.80 | 0.16 | Valve Adjustment:Reduced System Vac/Flare Down |
| GP-15 - 115 | 1/20/2026 08:19 | 0.10 | 0.10 | 20.70 | 79.10 | -0.17 | Valve Adjustment:Reduced System Vac/Flare Down |
| GP-15 - 115 | 1/21/2026 08:48 | 0.20 | 0.50 | 20.40 | 78.90 | -0.02 | Valve Adjustment:Reduced System Vac/Flare Down |
| GP-15 - 115 | 1/22/2026 09:05 | 0.10 | 0.20 | 20.40 | 79.30 | 0.30 | Valve Adjustment:Reduced System Vac/Flare Down |
| GP-15 - 115 | 1/23/2026 07:50 | 0.10 | 0.10 | 21.20 | 78.60 | 0.10 | Valve Adjustment:Reduced System Vac/Flare Down |
| GP-15 - 115 | 1/26/2026 10:06 | 0.00 | 0.00 | 22.40 | 77.60 | -1.10 | Valve Adjustment:Reduced System Vac/Flare Down |
| GP-15 - 115 | 1/27/2026 08:03 | 0.00 | 0.00 | 21.00 | 79.00 | -1.06 | Valve Adjustment:Reduced System Vac/Flare Down |
| GP-15 - 115 | 1/28/2026 08:30 | 0.00 | 0.00 | 21.30 | 78.70 | -0.62 | Valve Adjustment:Reduced System Vac/Flare Down |
| GP-15 - 115 | 1/29/2026 08:20 | 0.00 | 0.00 | 20.60 | 79.40 | -0.65 | Valve Adjustment:Reduced System Vac/Flare Down |
| GP-15 - 115 | 1/30/2026 07:45 | 0.00 | 0.00 | 20.90 | 79.10 | -0.71 | Valve Adjustment:Reduced System Vac/Flare Down |
| GP-15 - 115 | 2/2/2026 09:11 | 0.00 | 0.00 | 20.20 | 79.80 | -1.18 | |
| GP-15 - 115 | 2/3/2026 07:32 | 0.00 | 0.00 | 21.00 | 79.00 | -1.44 | |

# Chiquita Canyon Landfill - Monitoring . . obes Data - 01/01/2026 to 03/31/2026

| Point Name | Record Date | CH4 (% by vol) | CO2 (% by vol) | O2 (% by vol) | Bal Gas (% by vol) | Rel Press ("H2O) | Comments |
|---|---|---|---|---|---|---|---|
| GP-15 - 115 | 2/4/2026 07:44 | 0.00 | 0.00 | 21.10 | 78.90 | -1.14 | Valve Adjustment:Reduced System Vac/Flare Down |
| GP-15 - 115 | 2/5/2026 07:48 | 0.00 | 0.10 | 21.10 | 78.80 | -0.75 | Valve Adjustment:Reduced System Vac/Flare Down |
| GP-15 - 115 | 2/6/2026 08:39 | 0.00 | 0.10 | 20.30 | 79.60 | -1.05 | |
| GP-15 - 115 | 2/9/2026 07:48 | 0.10 | 0.10 | 21.20 | 78.60 | -0.09 | Valve Adjustment:Reduced System Vac/Flare Down |
| GP-15 - 115 | 2/10/2026 13:41 | 0.10 | 0.10 | 21.10 | 78.70 | -0.12 | |
| GP-15 - 115 | 2/11/2026 11:24 | 0.00 | 0.00 | 20.20 | 79.80 | -1.26 | |
| GP-15 - 115 | 2/12/2026 13:14 | 0.10 | 0.20 | 21.10 | 78.60 | 0.59 | |
| GP-15 - 115 | 2/13/2026 13:20 | 0.10 | 0.30 | 20.80 | 78.80 | 0.83 | |
| GP-15 - 115 | 2/17/2026 12:26 | 0.10 | 0.10 | 21.00 | 78.80 | -0.29 | |
| GP-15 - 115 | 2/18/2026 11:59 | 0.10 | 0.10 | 21.30 | 78.50 | -0.43 | |
| GP-15 - 115 | 2/19/2026 07:41 | 0.20 | 0.30 | 20.80 | 78.70 | 0.43 | |
| GP-15 - 115 | 2/20/2026 12:35 | 0.10 | 0.20 | 21.30 | 78.40 | 0.11 | |
| GP-15 - 115 | 2/23/2026 08:40 | 36.00 | 54.50 | 5.00 | 4.50 | 0.00 | |
| GP-15 - 115 | 2/23/2026 10:18 | 0.10 | 0.10 | 19.80 | 80.00 | 0.22 | Valve Adjustment:Reduced System Vac/Flare Down |
| GP-15 - 115 | 2/24/2026 08:00 | 0.10 | 0.30 | 20.60 | 79.00 | 0.67 | |
| GP-15 - 115 | 2/25/2026 08:42 | 0.10 | 0.20 | 20.40 | 79.30 | 0.36 | Valve Adjustment:Reduced System Vac/Flare Down |
| GP-15 - 115 | 2/26/2026 08:46 | 0.10 | 0.20 | 20.20 | 79.50 | 0.22 | Valve Adjustment:Reduced System Vac/Flare Down |
| GP-15 - 115 | 2/27/2026 09:14 | 0.10 | 0.20 | 20.60 | 79.10 | 0.43 | |
| GP-15 - 115 | 3/2/2026 08:55 | 0.10 | 0.20 | 20.10 | 79.60 | 0.26 | |
| GP-15 - 115 | 3/3/2026 08:41 | 0.10 | 0.10 | 19.80 | 80.00 | 0.02 | |
| GP-15 - 115 | 3/4/2026 08:15 | 0.10 | 0.10 | 21.00 | 78.80 | -0.14 | |
| GP-15 - 115 | 3/5/2026 09:02 | 0.10 | 0.10 | 20.40 | 79.40 | -0.39 | |
| GP-15 - 115 | 3/6/2026 08:06 | 0.00 | 0.10 | 20.60 | 79.30 | -0.51 | |
| GP-15 - 115 | 3/9/2026 08:54 | 0.00 | 0.10 | 20.60 | 79.30 | -0.59 | |
| GP-15 - 115 | 3/10/2026 08:45 | 0.00 | 0.00 | 20.50 | 79.50 | -1.37 | |
| GP-15 - 115 | 3/11/2026 08:56 | 0.00 | 0.00 | 20.80 | 79.20 | -1.51 | |
| GP-15 - 115 | 3/12/2026 09:00 | 0.00 | 0.00 | 20.20 | 79.80 | -1.19 | |
| GP-15 - 115 | 3/13/2026 08:28 | 0.00 | 0.10 | 20.90 | 79.00 | -0.66 | |

# Chiquita Canyon Landfill - Monitoring . . obes Data - 01/01/2026 to 03/31/2026

| Point Name | Record Date | CH4 (% by vol) | CO2 (% by vol) | O2 (% by vol) | Bal Gas (% by vol) | Rel Press ("H2O) | Comments |
|---|---|---|---|---|---|---|---|
| GP-15 - 115 | 3/16/2026 09:18 | 0.00 | 0.00 | 20.20 | 79.80 | -1.41 | |
| GP-15 - 115 | 3/17/2026 08:34 | 0.00 | 0.10 | 20.30 | 79.60 | -0.85 | |
| GP-15 - 115 | 3/18/2026 09:07 | 0.00 | 0.10 | 19.80 | 80.10 | -0.59 | |
| GP-15 - 115 | 3/19/2026 09:03 | 0.00 | 0.00 | 20.10 | 79.90 | -1.05 | |
| GP-15 - 115 | 3/20/2026 09:47 | 0.00 | 0.00 | 20.10 | 79.90 | -1.02 | |
| GP-15 - 115 | 3/23/2026 09:42 | 0.00 | 0.00 | 19.90 | 80.10 | -1.17 | |
| GP-15 - 115 | 3/24/2026 08:53 | 0.00 | 0.00 | 21.70 | 78.30 | -1.13 | |
| GP-15 - 115 | 3/25/2026 09:04 | 0.00 | 0.00 | 20.20 | 79.80 | -1.07 | |
| GP-15 - 115 | 3/26/2026 08:31 | 0.00 | 0.00 | 20.20 | 79.80 | -0.82 | |
| GP-15 - 115 | 3/27/2026 08:30 | 0.00 | 0.00 | 20.50 | 79.50 | -1.10 | |
| GP-15 - 115 | 3/30/2026 08:36 | 0.00 | 0.00 | 20.50 | 79.50 | -1.18 | |
| GP-15 - 115 | 3/31/2026 08:59 | 0.00 | 0.00 | 20.70 | 79.30 | -1.03 | |
| GP-16 - 10 | 1/16/2026 09:51 | 0.00 | 0.90 | 16.50 | 82.60 | -0.02 | |
| GP-16 - 10 | 2/4/2026 12:47 | 0.00 | 0.80 | 17.80 | 81.40 | 0.04 | |
| GP-16 - 10 | 2/24/2026 08:53 | 0.00 | 1.40 | 11.80 | 86.80 | 0.00 | |
| GP-16 - 10 | 3/23/2026 12:37 | 0.00 | 2.30 | 17.00 | 80.70 | 0.01 | |
| GP-16 - 85 | 1/16/2026 09:54 | 0.00 | 4.30 | 11.50 | 84.20 | -0.35 | |
| GP-16 - 85 | 2/4/2026 12:50 | 0.00 | 4.10 | 12.20 | 83.70 | 0.43 | |
| GP-16 - 85 | 2/24/2026 08:55 | 0.00 | 1.70 | 12.60 | 85.70 | 0.10 | |
| GP-16 - 85 | 3/23/2026 12:40 | 0.00 | 4.10 | 11.50 | 84.40 | 0.13 | |
| GP-16 - 154 | 1/16/2026 09:59 | 0.00 | 0.00 | 15.30 | 84.70 | 0.62 | |
| GP-16 - 154 | 2/4/2026 12:56 | 0.00 | 0.00 | 15.40 | 84.60 | -0.14 | |
| GP-16 - 154 | 2/24/2026 08:57 | 0.00 | 0.10 | 11.70 | 88.20 | -0.40 | |
| GP-16 - 154 | 3/23/2026 12:46 | 0.00 | 0.00 | 14.70 | 85.30 | 0.76 | |
| GP-16 - 210 | 1/16/2026 10:05 | 0.00 | 0.00 | 19.40 | 80.60 | 0.79 | |
| GP-16 - 210 | 2/4/2026 13:01 | 0.00 | 0.00 | 19.70 | 80.30 | -0.05 | |
| GP-16 - 210 | 2/24/2026 09:00 | 0.00 | 0.10 | 11.80 | 88.10 | 0.30 | |
| GP-16 - 210 | 3/23/2026 12:51 | 0.00 | 0.00 | 19.30 | 80.70 | 0.49 | |
| GP-16 - 255 | 1/16/2026 10:12 | 0.00 | 0.00 | 20.30 | 79.70 | 0.69 | |
| GP-16 - 255 | 2/4/2026 13:09 | 0.00 | 0.00 | 21.20 | 78.80 | -0.01 | |

# Chiquita Canyon Landfill - Monitoring . . obes Data - 01/01/2026 to 03/31/2026

| Point Name | Record Date | CH4 (% by vol) | CO2 (% by vol) | O2 (% by vol) | Bal Gas (% by vol) | Rel Press ("H2O) | Comments |
|---|---|---|---|---|---|---|---|
| GP-16 - 255 | 2/24/2026 09:03 | 0.00 | 0.00 | 12.10 | 87.90 | -3.80 | |
| GP-16 - 255 | 3/23/2026 12:58 | 0.00 | 0.00 | 19.90 | 80.10 | 0.53 | |
| GP-17 - 10 | 1/16/2026 12:18 | 0.00 | 0.50 | 19.60 | 79.90 | 0.01 | |
| GP-17 - 10 | 2/4/2026 13:19 | 0.00 | 0.50 | 20.00 | 79.50 | 0.02 | |
| GP-17 - 10 | 2/24/2026 08:38 | 0.00 | 0.90 | 12.20 | 86.90 | -0.20 | |
| GP-17 - 10 | 3/23/2026 13:28 | 0.00 | 0.70 | 20.00 | 79.30 | 0.01 | |
| GP-17 - 55 | 1/16/2026 12:21 | 0.00 | 0.40 | 18.10 | 81.50 | 0.34 | |
| GP-17 - 55 | 2/4/2026 13:22 | 0.00 | 0.40 | 18.10 | 81.50 | 0.85 | |
| GP-17 - 55 | 2/24/2026 08:40 | 0.00 | 0.30 | 12.40 | 87.30 | -4.10 | |
| GP-17 - 55 | 3/23/2026 13:30 | 0.00 | 0.40 | 17.90 | 81.70 | 0.22 | |
| GP-17 - 105 | 1/16/2026 12:25 | 0.00 | 0.10 | 18.10 | 81.80 | 0.56 | |
| GP-17 - 105 | 2/4/2026 13:25 | 0.00 | 0.10 | 18.40 | 81.50 | 0.81 | |
| GP-17 - 105 | 2/24/2026 08:42 | 0.00 | 0.30 | 12.00 | 87.70 | -0.40 | |
| GP-17 - 105 | 3/23/2026 13:35 | 0.00 | 0.10 | 18.00 | 81.90 | 0.27 | |
| GP-17 - 149 | 1/16/2026 12:31 | 0.00 | 0.00 | 17.50 | 82.50 | 1.06 | |
| GP-17 - 149 | 2/4/2026 13:31 | 0.00 | 0.00 | 17.70 | 82.30 | 0.54 | |
| GP-17 - 149 | 2/24/2026 08:45 | 0.00 | 0.10 | 11.50 | 88.40 | -0.50 | |
| GP-17 - 149 | 3/23/2026 13:40 | 0.00 | 0.00 | 17.70 | 82.30 | 0.66 | |
| GP-17 - 235 | 1/16/2026 12:38 | 0.00 | 0.00 | 18.10 | 81.90 | 1.64 | |
| GP-17 - 235 | 2/4/2026 13:38 | 0.00 | 0.00 | 21.60 | 78.40 | 0.33 | |
| GP-17 - 235 | 2/24/2026 08:47 | 0.00 | 0.00 | 12.30 | 87.70 | -4.60 | |
| GP-17 - 235 | 3/23/2026 13:47 | 0.00 | 0.00 | 18.20 | 81.80 | 0.75 | |
| GP-18 - 10 | 1/16/2026 12:49 | 0.00 | 0.30 | 20.50 | 79.20 | 0.03 | |
| GP-18 - 10 | 2/24/2026 08:07 | 0.00 | 0.50 | 9.70 | 89.80 | -0.20 | |
| GP-18 - 10 | 2/27/2026 12:16 | 0.00 | 0.40 | 19.30 | 80.30 | 0.04 | |
| GP-18 - 10 | 3/23/2026 13:57 | 0.00 | 0.30 | 20.60 | 79.10 | 0.03 | |
| GP-18 - 38 | 1/16/2026 12:51 | 0.00 | 0.30 | 20.40 | 79.30 | 0.43 | |
| GP-18 - 38 | 2/24/2026 08:08 | 0.00 | 0.50 | 9.20 | 90.30 | -1.60 | |
| GP-18 - 38 | 2/27/2026 12:18 | 0.00 | 0.30 | 19.40 | 80.30 | 0.49 | |
| GP-18 - 38 | 3/23/2026 13:59 | 0.00 | 0.30 | 20.50 | 79.20 | 0.23 | |





# Chiquita Canyon Landfill - Monitoring . . obes Data - 01/01/2026 to 03/31/2026

| Point Name | Record Date | CH4 (% by vol) | CO2 (% by vol) | O2 (% by vol) | Bal Gas (% by vol) | Rel Press ("H2O) | Comments |
|---|---|---|---|---|---|---|---|
| GP-18 - 58 | 1/16/2026 12:54 | 0.00 | 0.50 | 20.00 | 79.50 | 0.56 | |
| GP-18 - 58 | 2/24/2026 08:10 | 0.00 | 0.60 | 8.60 | 90.80 | -0.40 | |
| GP-18 - 58 | 2/27/2026 12:21 | 0.00 | 0.40 | 19.00 | 80.60 | 0.67 | |
| GP-18 - 58 | 3/23/2026 14:03 | 0.00 | 0.40 | 20.20 | 79.40 | 0.34 | |
| GP-18 - 86 | 1/16/2026 12:57 | 0.00 | 0.10 | 20.10 | 79.80 | 0.94 | |
| GP-18 - 86 | 2/24/2026 08:13 | 0.00 | 0.00 | 8.60 | 91.40 | 0.00 | |
| GP-18 - 86 | 2/27/2026 12:24 | 0.00 | 0.10 | 19.20 | 80.70 | 0.77 | |
| GP-18 - 86 | 3/23/2026 14:06 | 0.00 | 0.10 | 20.40 | 79.50 | 0.37 | |
| GP-18 - 115 | 1/16/2026 13:02 | 0.00 | 0.00 | 16.50 | 83.50 | 1.26 | |
| GP-18 - 115 | 2/24/2026 08:15 | 0.00 | 0.20 | 8.70 | 91.10 | -1.40 | |
| GP-18 - 115 | 2/27/2026 12:28 | 0.00 | 0.00 | 14.60 | 85.40 | 0.87 | |
| GP-18 - 115 | 3/23/2026 14:12 | 0.00 | 0.10 | 9.00 | 90.90 | 1.12 | |
| GP-19 - 10 | 1/9/2026 09:54 | 0.00 | 4.20 | 16.20 | 79.60 | -0.05 | |
| GP-19 - 10 | 1/16/2026 09:14 | 0.00 | 9.10 | 5.80 | 85.10 | -0.04 | |
| GP-19 - 10 | 1/23/2026 12:47 | 4.10 | 12.90 | 0.90 | 82.10 | 0.03 | Valve Adjustment:Reduced System Vac/Flare Down |
| GP-19 - 10 | 1/29/2026 13:02 | 0.50 | 14.30 | 1.30 | 83.90 | 0.03 | Valve Adjustment:Reduced System Vac/Flare Down |
| GP-19 - 10 | 2/3/2026 12:24 | 1.00 | 13.80 | 3.90 | 81.30 | 0.01 | |
| GP-19 - 10 | 2/5/2026 13:16 | 3.10 | 13.00 | 0.90 | 83.00 | 0.02 | Valve Adjustment:Reduced System Vac/Flare Down |
| GP-19 - 10 | 2/6/2026 09:27 | 1.60 | 12.60 | 2.10 | 83.70 | -0.02 | |
| GP-19 - 10 | 2/9/2026 09:24 | 0.40 | 16.70 | 0.80 | 82.10 | 0.01 | Valve Adjustment:Reduced System Vac/Flare Down |
| GP-19 - 10 | 2/10/2026 14:49 | 2.30 | 14.40 | 0.30 | 83.00 | 0.00 | Valve Adjustment:Reduced System Vac/Flare Down |
| GP-19 - 10 | 2/11/2026 16:48 | 0.00 | 9.70 | 9.70 | 80.60 | -0.03 | |
| GP-19 - 10 | 2/12/2026 07:29 | 0.00 | 7.10 | 12.60 | 80.30 | -0.02 | |
| GP-19 - 10 | 2/13/2026 13:38 | 0.00 | 15.70 | 3.30 | 81.00 | 0.00 | |
| GP-19 - 10 | 2/16/2026 07:36 | 0.20 | 18.00 | 1.50 | 80.30 | -0.02 | |
| GP-19 - 10 | 2/17/2026 13:34 | 0.00 | 7.90 | 11.50 | 80.60 | -0.04 | |
| GP-19 - 10 | 2/18/2026 12:22 | 0.00 | 7.30 | 12.30 | 80.40 | -0.02 | |
| GP-19 - 10 | 2/19/2026 13:49 | 0.00 | 12.60 | 4.30 | 83.10 | 0.03 | |

# Chiquita Canyon Landfill - Monitoring . . obes Data - 01/01/2026 to 03/31/2026

| Point Name | Record Date | CH4 (% by vol) | CO2 (% by vol) | O2 (% by vol) | Bal Gas (% by vol) | Rel Press ("H2O) | Comments |
|---|---|---|---|---|---|---|---|
| GP-19 - 10 | 2/20/2026 13:36 | 0.00 | 10.40 | 10.40 | 79.20 | 0.01 | |
| GP-19 - 10 | 2/23/2026 11:28 | 0.00 | 5.80 | 16.90 | 77.30 | 0.00 | |
| GP-19 - 10 | 2/23/2026 13:11 | 0.00 | 7.90 | 11.50 | 80.60 | 0.03 | Valve Adjustment:Reduced System Vac/Flare Down |
| GP-19 - 10 | 2/24/2026 12:41 | 0.00 | 12.10 | 9.00 | 78.90 | 0.03 | |
| GP-19 - 10 | 2/25/2026 06:51 | 0.00 | 8.40 | 9.20 | 82.40 | -0.02 | |
| GP-19 - 10 | 2/26/2026 14:41 | 0.00 | 10.80 | 9.90 | 79.30 | -0.03 | |
| GP-19 - 10 | 2/27/2026 07:06 | 0.00 | 9.50 | 10.70 | 79.80 | -0.02 | |
| GP-19 - 10 | 3/2/2026 06:56 | 0.00 | 6.70 | 11.30 | 82.00 | -0.02 | |
| GP-19 - 10 | 3/3/2026 12:53 | 0.00 | 9.00 | 12.00 | 79.00 | 0.00 | |
| GP-19 - 10 | 3/4/2026 09:15 | 0.00 | 6.50 | 12.70 | 80.80 | -0.01 | |
| GP-19 - 10 | 3/5/2026 09:56 | 0.00 | 5.80 | 13.50 | 80.70 | -0.05 | |
| GP-19 - 10 | 3/6/2026 09:15 | 0.00 | 5.00 | 14.70 | 80.30 | -0.01 | |
| GP-19 - 10 | 3/12/2026 13:04 | 0.00 | 5.90 | 16.40 | 77.70 | 0.02 | |
| GP-19 - 10 | 3/20/2026 13:46 | 0.00 | 5.80 | 16.50 | 77.70 | 0.02 | |
| GP-19 - 10 | 3/26/2026 13:06 | 0.00 | 4.80 | 17.10 | 78.10 | 0.01 | |
| GP-19 - 84 | 1/9/2026 09:58 | 0.00 | 12.90 | 5.40 | 81.70 | -0.65 | |
| GP-19 - 84 | 1/16/2026 09:17 | 0.00 | 11.10 | 6.40 | 82.50 | -0.37 | |
| GP-19 - 84 | 1/23/2026 12:50 | 0.00 | 12.10 | 5.30 | 82.60 | 0.45 | Valve Adjustment:Reduced System Vac/Flare Down |
| GP-19 - 84 | 1/29/2026 13:05 | 0.00 | 12.20 | 5.40 | 82.40 | 0.29 | Valve Adjustment:Reduced System Vac/Flare Down |
| GP-19 - 84 | 2/3/2026 12:28 | 0.00 | 12.10 | 5.50 | 82.40 | 0.11 | |
| GP-19 - 84 | 2/5/2026 13:19 | 0.00 | 12.20 | 5.20 | 82.60 | 0.34 | Valve Adjustment:Reduced System Vac/Flare Down |
| GP-19 - 84 | 2/6/2026 09:32 | 0.00 | 12.00 | 5.20 | 82.80 | -0.26 | |
| GP-19 - 84 | 2/9/2026 09:28 | 0.00 | 12.00 | 5.20 | 82.80 | 0.09 | Valve Adjustment:Reduced System Vac/Flare Down |
| GP-19 - 84 | 2/10/2026 14:53 | 0.00 | 12.70 | 4.50 | 82.80 | 0.13 | Valve Adjustment:Reduced System Vac/Flare Down |
| GP-19 - 84 | 2/11/2026 16:51 | 0.00 | 12.50 | 4.80 | 82.70 | -0.25 | |
| GP-19 - 84 | 2/12/2026 07:33 | 0.00 | 12.90 | 4.70 | 82.40 | -0.37 | |
| GP-19 - 84 | 2/13/2026 13:42 | 0.00 | 11.80 | 5.70 | 82.50 | 0.13 | |
| GP-19 - 84 | 2/16/2026 07:40 | 0.00 | 12.00 | 5.50 | 82.50 | 0.16 | |

# Chiquita Canyon Landfill - Monitoring ,  .obes Data - 01/01/2026 to 03/31/2026

| Point Name | Record Date | CH4 (% by vol) | CO2 (% by vol) | O2 (% by vol) | Bal Gas (% by vol) | Rel Press ("H2O) | Comments |
|---|---|---|---|---|---|---|---|
| GP-19 - 84 | 2/17/2026 13:37 | 0.00 | 12.40 | 5.20 | 82.40 | 0.00 | |
| GP-19 - 84 | 2/18/2026 12:25 | 0.00 | 11.90 | 5.40 | 82.70 | -0.30 | |
| GP-19 - 84 | 2/19/2026 13:52 | 0.00 | 12.10 | 5.70 | 82.20 | 0.46 | |
| GP-19 - 84 | 2/20/2026 13:39 | 0.00 | 12.40 | 4.90 | 82.70 | -0.02 | |
| GP-19 - 84 | 2/23/2026 11:30 | 0.00 | 11.00 | 9.00 | 80.00 | 0.00 | |
| GP-19 - 84 | 2/23/2026 13:15 | 0.00 | 11.60 | 5.70 | 82.70 | 0.38 | Valve Adjustment:Reduced System Vac/Flare Down |
| GP-19 - 84 | 2/24/2026 12:44 | 0.00 | 11.60 | 6.10 | 82.30 | 0.33 | |
| GP-19 - 84 | 2/25/2026 06:55 | 0.00 | 11.30 | 6.50 | 82.20 | -0.18 | |
| GP-19 - 84 | 2/26/2026 14:44 | 0.00 | 10.90 | 6.60 | 82.50 | 0.16 | |
| GP-19 - 84 | 2/27/2026 07:11 | 0.00 | 11.10 | 6.80 | 82.10 | -0.25 | |
| GP-19 - 84 | 3/2/2026 06:59 | 0.00 | 11.00 | 6.80 | 82.20 | -0.27 | |
| GP-19 - 84 | 3/3/2026 12:56 | 0.00 | 11.90 | 5.80 | 82.30 | 0.02 | |
| GP-19 - 84 | 3/4/2026 09:18 | 0.00 | 11.30 | 6.20 | 82.50 | -0.20 | |
| GP-19 - 84 | 3/5/2026 09:59 | 0.00 | 10.80 | 6.50 | 82.70 | -0.59 | |
| GP-19 - 84 | 3/6/2026 09:19 | 0.00 | 11.60 | 6.00 | 82.40 | -0.37 | |
| GP-19 - 84 | 3/12/2026 13:07 | 0.00 | 10.70 | 7.50 | 81.80 | 0.20 | |
| GP-19 - 84 | 3/20/2026 13:49 | 0.00 | 9.40 | 8.80 | 81.80 | 0.21 | |
| GP-19 - 84 | 3/26/2026 13:10 | 0.00 | 9.00 | 9.20 | 81.80 | 0.16 | |
| GP-19 - 116 | 1/9/2026 10:02 | 0.00 | 9.10 | 7.30 | 83.60 | -0.98 | |
| GP-19 - 116 | 1/16/2026 09:21 | 0.00 | 11.40 | 6.30 | 82.30 | -0.45 | |
| GP-19 - 116 | 1/23/2026 12:59 | 0.00 | 12.90 | 6.40 | 80.70 | 0.61 | Valve Adjustment:Reduced System Vac/Flare Down |
| GP-19 - 116 | 1/29/2026 13:10 | 0.00 | 10.40 | 6.10 | 83.50 | 0.31 | Valve Adjustment:Reduced System Vac/Flare Down |
| GP-19 - 116 | 2/3/2026 12:32 | 0.00 | 10.00 | 6.50 | 83.50 | 0.07 | |
| GP-19 - 116 | 2/5/2026 13:23 | 0.00 | 12.10 | 6.10 | 81.80 | 0.48 | Valve Adjustment:Reduced System Vac/Flare Down |
| GP-19 - 116 | 2/6/2026 09:36 | 0.00 | 10.50 | 5.80 | 83.70 | -0.39 | |
| GP-19 - 116 | 2/9/2026 09:32 | 0.00 | 12.50 | 5.90 | 81.60 | 0.17 | Valve Adjustment:Reduced System Vac/Flare Down |
| GP-19 - 116 | 2/10/2026 14:57 | 0.00 | 13.00 | 5.60 | 81.40 | 0.18 | Valve Adjustment:Reduced System Vac/Flare Down |
| GP-19 - 116 | 2/11/2026 16:55 | 0.00 | 10.90 | 6.10 | 83.00 | -0.41 | |





# Chiquita Canyon Landfill - Monitoring , ,obes Data - 01/01/2026 to 03/31/2026

| Point Name | Record Date | CH4 (% by vol) | CO2 (% by vol) | O2 (% by vol) | Bal Gas (% by vol) | Rel Press ("H2O) | Comments |
|---|---|---|---|---|---|---|---|
| GP-19 - 116 | 2/12/2026 07:37 | 0.00 | 10.60 | 6.10 | 83.30 | -0.50 | |
| GP-19 - 116 | 2/13/2026 13:46 | 0.00 | 11.70 | 6.40 | 81.90 | 0.23 | |
| GP-19 - 116 | 2/16/2026 07:44 | 0.00 | 13.20 | 6.30 | 80.50 | 0.52 | |
| GP-19 - 116 | 2/17/2026 13:41 | 0.00 | 10.40 | 6.90 | 82.70 | -0.09 | |
| GP-19 - 116 | 2/18/2026 12:29 | 0.00 | 10.20 | 7.10 | 82.70 | -0.43 | |
| GP-19 - 116 | 2/19/2026 13:58 | 0.00 | 12.50 | 6.50 | 81.00 | 0.64 | |
| GP-19 - 116 | 2/20/2026 13:44 | 0.00 | 10.40 | 6.30 | 83.30 | -0.09 | |
| GP-19 - 116 | 2/23/2026 11:32 | 0.00 | 6.30 | 13.70 | 80.00 | 0.00 | |
| GP-19 - 116 | 2/23/2026 13:19 | 0.00 | 9.90 | 6.50 | 83.60 | 0.50 | Valve Adjustment:Reduced System Vac/Flare Down |
| GP-19 - 116 | 2/24/2026 12:49 | 0.00 | 12.10 | 6.40 | 81.50 | 0.49 | |
| GP-19 - 116 | 2/25/2026 06:59 | 0.00 | 11.30 | 7.10 | 81.60 | -0.22 | |
| GP-19 - 116 | 2/26/2026 14:49 | 0.00 | 9.60 | 7.30 | 83.10 | 0.22 | |
| GP-19 - 116 | 2/27/2026 07:15 | 0.00 | 9.70 | 7.60 | 82.70 | -0.29 | |
| GP-19 - 116 | 3/2/2026 07:04 | 0.00 | 9.60 | 7.50 | 82.90 | -0.33 | |
| GP-19 - 116 | 3/3/2026 13:00 | 0.00 | 9.80 | 6.90 | 83.30 | -0.01 | |
| GP-19 - 116 | 3/4/2026 09:22 | 0.00 | 9.50 | 7.10 | 83.40 | -0.24 | |
| GP-19 - 116 | 3/5/2026 10:03 | 0.00 | 9.10 | 7.90 | 83.00 | -0.76 | |
| GP-19 - 116 | 3/6/2026 09:24 | 0.00 | 9.00 | 7.70 | 83.30 | -0.53 | |
| GP-19 - 116 | 3/12/2026 13:11 | 0.00 | 8.80 | 8.50 | 82.70 | 0.27 | |
| GP-19 - 116 | 3/20/2026 13:53 | 0.00 | 9.10 | 8.70 | 82.20 | 0.30 | |
| GP-19 - 116 | 3/26/2026 13:14 | 0.00 | 7.90 | 9.70 | 82.40 | 0.21 | |
| GP-1R - 26 | 1/28/2026 11:20 | 0.00 | 0.10 | 1.30 | 98.60 | 0.01 | |
| GP-1R - 26 | 1/29/2026 12:36 | 0.00 | 11.20 | 7.70 | 81.10 | 0.32 | Valve Adjustment:Reduced System Vac/Flare Down |
| GP-1R - 26 | 2/9/2026 10:35 | 0.00 | 10.90 | 7.50 | 81.60 | 0.24 | |
| GP-1R - 26 | 2/23/2026 11:40 | 0.00 | 6.00 | 14.70 | 79.30 | 0.00 | |
| GP-1R - 26 | 3/24/2026 11:33 | 0.00 | 0.10 | 20.90 | 79.00 | -0.01 | |
| GP-1R - 26 | 3/25/2026 14:20 | 0.00 | 10.90 | 7.90 | 81.20 | 0.15 | |
| GP-1R - 38 | 1/28/2026 11:22 | 0.00 | 0.00 | 1.30 | 98.70 | 0.00 | |
| GP-1R - 38 | 1/29/2026 12:40 | 0.00 | 11.00 | 8.00 | 81.00 | 0.33 | Valve Adjustment:Reduced System Vac/Flare Down |

# Chiquita Canyon Landfill - Monitoring . . obes Data - 01/01/2026 to 03/31/2026

| Point Name | Record Date | CH4 (% by vol) | CO2 (% by vol) | O2 (% by vol) | Bal Gas (% by vol) | Rel Press ("H2O) | Comments |
|---|---|---|---|---|---|---|---|
| GP-1R - 38 | 2/9/2026 10:37 | 0.00 | 11.10 | 7.30 | 81.60 | 0.23 | |
| GP-1R - 38 | 2/23/2026 11:42 | 0.00 | 0.30 | 18.60 | 81.10 | -3.70 | |
| GP-1R - 38 | 3/24/2026 11:35 | 0.00 | 0.10 | 21.00 | 78.90 | -0.01 | |
| GP-1R - 38 | 3/25/2026 14:22 | 0.00 | 11.30 | 7.30 | 81.40 | 0.15 | |
| GP-1R - 47 | 1/28/2026 11:24 | 0.00 | 0.00 | 1.30 | 98.70 | 0.02 | |
| GP-1R - 47 | 1/29/2026 12:42 | 0.00 | 11.40 | 7.50 | 81.10 | 0.35 | Valve Adjustment:Reduced System Vac/Flare Down |
| GP-1R - 47 | 2/9/2026 10:40 | 0.00 | 11.40 | 7.10 | 81.50 | 0.20 | |
| GP-1R - 47 | 2/23/2026 11:45 | 0.00 | 0.00 | 19.00 | 81.00 | 0.00 | |
| GP-1R - 47 | 3/24/2026 11:37 | 0.00 | 0.10 | 21.10 | 78.80 | -0.01 | |
| GP-1R - 47 | 3/25/2026 14:25 | 0.00 | 11.30 | 7.10 | 81.60 | 0.14 | |
| GP-20 - 60 | 1/2/2026 09:47 | 0.00 | 12.10 | 7.80 | 80.10 | -0.10 | |
| GP-20 - 60 | 1/5/2026 09:27 | 0.00 | 11.90 | 8.30 | 79.80 | -0.15 | |
| GP-20 - 60 | 1/6/2026 08:44 | 0.00 | 11.10 | 10.00 | 78.90 | -0.11 | |
| GP-20 - 60 | 1/7/2026 09:10 | 0.00 | 8.50 | 12.80 | 78.70 | -0.01 | |
| GP-20 - 60 | 1/8/2026 09:48 | 0.00 | 11.70 | 8.80 | 79.50 | -0.05 | |
| GP-20 - 60 | 1/9/2026 10:15 | 0.00 | 7.80 | 13.70 | 78.50 | -0.26 | |
| GP-20 - 60 | 1/13/2026 08:50 | 0.00 | 8.80 | 10.10 | 81.10 | -0.07 | |
| GP-20 - 60 | 1/23/2026 12:16 | 2.00 | 12.00 | 5.90 | 80.10 | 0.23 | Valve Adjustment:Reduced System Vac/Flare Down |
| GP-20 - 60 | 2/3/2026 12:46 | 1.30 | 16.90 | 1.90 | 79.90 | -0.03 | |
| GP-20 - 60 | 2/5/2026 13:34 | 0.40 | 13.30 | 5.00 | 81.30 | 0.18 | Valve Adjustment:Reduced System Vac/Flare Down |
| GP-20 - 60 | 2/6/2026 09:47 | 0.50 | 15.50 | 2.70 | 81.30 | -0.11 | |
| GP-20 - 60 | 2/9/2026 09:39 | 0.00 | 13.30 | 6.10 | 80.60 | 0.09 | Valve Adjustment:Reduced System Vac/Flare Down |
| GP-20 - 60 | 2/10/2026 15:04 | 0.00 | 11.40 | 7.80 | 80.80 | 0.13 | Valve Adjustment:Reduced System Vac/Flare Down |
| GP-20 - 60 | 2/11/2026 17:01 | 0.20 | 14.50 | 6.20 | 79.10 | -0.12 | |
| GP-20 - 60 | 2/12/2026 07:49 | 0.30 | 13.90 | 7.50 | 78.30 | -0.14 | |
| GP-20 - 60 | 2/13/2026 13:52 | 0.00 | 11.60 | 8.20 | 80.20 | 0.10 | |
| GP-20 - 60 | 2/16/2026 07:51 | 1.00 | 12.90 | 5.10 | 81.00 | 0.25 | |
| GP-20 - 60 | 2/17/2026 13:48 | 0.30 | 13.30 | 6.90 | 79.50 | -0.03 | |





# Chiquita Canyon Landfill - Monitoring . . obes Data - 01/01/2026 to 03/31/2026

| Point Name | Record Date | CH4 (% by vol) | CO2 (% by vol) | O2 (% by vol) | Bal Gas (% by vol) | Rel Press ("H2O) | Comments |
|---|---|---|---|---|---|---|---|
| GP-20 - 60 | 2/18/2026 12:36 | 0.30 | 13.10 | 7.50 | 79.10 | -0.08 | |
| GP-20 - 60 | 2/19/2026 14:08 | 0.10 | 12.30 | 6.10 | 81.50 | 0.30 | |
| GP-20 - 60 | 2/20/2026 13:50 | 0.40 | 16.00 | 3.40 | 80.20 | -0.02 | |
| GP-20 - 60 | 2/23/2026 13:28 | 0.00 | 13.50 | 5.20 | 81.30 | 0.19 | |
| GP-20 - 60 | 2/24/2026 10:25 | 0.00 | 11.10 | 10.60 | 78.30 | -4.60 | |
| GP-20 - 60 | 2/24/2026 12:56 | 0.00 | 12.00 | 7.80 | 80.20 | 0.19 | |
| GP-20 - 60 | 2/25/2026 07:06 | 0.00 | 9.20 | 12.70 | 78.10 | -0.06 | |
| GP-20 - 60 | 2/26/2026 14:55 | 0.00 | 12.60 | 6.70 | 80.70 | 0.11 | |
| GP-20 - 60 | 2/27/2026 07:21 | 0.10 | 14.30 | 5.40 | 80.20 | -0.11 | |
| GP-20 - 60 | 3/2/2026 07:10 | 0.00 | 13.80 | 5.70 | 80.50 | -0.12 | |
| GP-20 - 60 | 3/3/2026 10:21 | 0.00 | 14.40 | 6.40 | 79.20 | -0.11 | |
| GP-20 - 60 | 3/4/2026 09:29 | 0.00 | 14.20 | 7.30 | 78.50 | -0.06 | |
| GP-20 - 60 | 3/5/2026 10:11 | 0.00 | 13.10 | 8.10 | 78.80 | -0.28 | |
| GP-20 - 60 | 3/6/2026 09:43 | 0.00 | 13.40 | 8.80 | 77.80 | -0.10 | |
| GP-20 - 60 | 3/12/2026 10:32 | 0.00 | 9.90 | 11.20 | 78.90 | -0.12 | |
| GP-20 - 60 | 3/20/2026 13:21 | 0.00 | 10.30 | 9.50 | 80.20 | 0.11 | |
| GP-20 - 60 | 3/26/2026 13:30 | 0.00 | 10.50 | 9.50 | 80.00 | 0.09 | |
| GP-20 - 105 | 1/2/2026 09:51 | 0.00 | 11.00 | 8.90 | 80.10 | -0.10 | |
| GP-20 - 105 | 1/5/2026 09:31 | 0.00 | 10.70 | 9.90 | 79.40 | -0.16 | |
| GP-20 - 105 | 1/6/2026 08:48 | 0.00 | 9.50 | 11.70 | 78.80 | -0.11 | |
| GP-20 - 105 | 1/7/2026 09:15 | 0.00 | 8.50 | 12.80 | 78.70 | -0.01 | |
| GP-20 - 105 | 1/8/2026 09:53 | 0.00 | 10.30 | 10.30 | 79.40 | -0.05 | |
| GP-20 - 105 | 1/9/2026 10:19 | 0.00 | 5.30 | 16.20 | 78.50 | -0.34 | |
| GP-20 - 105 | 1/13/2026 08:54 | 0.00 | 8.30 | 10.40 | 81.30 | -0.07 | |
| GP-20 - 105 | 1/23/2026 12:19 | 0.00 | 6.40 | 14.50 | 79.10 | 0.26 | Valve Adjustment:Reduced System Vac/Flare Down |
| GP-20 - 105 | 2/3/2026 12:50 | 1.20 | 16.80 | 2.30 | 79.70 | 0.02 | |
| GP-20 - 105 | 2/5/2026 13:38 | 0.00 | 11.60 | 9.10 | 79.30 | 0.19 | Valve Adjustment:Reduced System Vac/Flare Down |
| GP-20 - 105 | 2/6/2026 09:51 | 0.40 | 15.30 | 3.00 | 81.30 | -0.10 | |
| GP-20 - 105 | 2/9/2026 09:42 | 0.00 | 12.70 | 7.90 | 79.40 | 0.09 | Valve Adjustment:Reduced System Vac/Flare Down |

# Chiquita Canyon Landfill - Monitoring . .obes Data - 01/01/2026 to 03/31/2026

| Point Name | Record Date | CH4 (% by vol) | CO2 (% by vol) | O2 (% by vol) | Bal Gas (% by vol) | Rel Press ("H2O) | Comments |
|---|---|---|---|---|---|---|---|
| GP-20 - 105 | 2/10/2026 15:09 | 0.00 | 9.60 | 11.10 | 79.30 | 0.13 | Valve Adjustment:Reduced System Vac/Flare Down |
| GP-20 - 105 | 2/11/2026 17:05 | 0.10 | 13.30 | 7.60 | 79.00 | -0.13 | |
| GP-20 - 105 | 2/12/2026 07:53 | 0.10 | 12.10 | 9.70 | 78.10 | -0.14 | |
| GP-20 - 105 | 2/13/2026 13:56 | 0.00 | 10.50 | 10.60 | 78.90 | 0.10 | |
| GP-20 - 105 | 2/16/2026 07:55 | 0.00 | 8.70 | 12.10 | 79.20 | 0.23 | |
| GP-20 - 105 | 2/17/2026 13:52 | 0.20 | 11.60 | 9.30 | 78.90 | -0.07 | |
| GP-20 - 105 | 2/18/2026 12:40 | 0.10 | 11.50 | 9.80 | 78.60 | -0.09 | |
| GP-20 - 105 | 2/19/2026 14:12 | 0.00 | 9.90 | 11.10 | 79.00 | 0.27 | |
| GP-20 - 105 | 2/20/2026 13:54 | 0.30 | 15.50 | 4.10 | 80.10 | -0.02 | |
| GP-20 - 105 | 2/23/2026 13:32 | 0.00 | 12.60 | 8.70 | 78.70 | 0.17 | Valve Adjustment:Reduced System Vac/Flare Down |
| GP-20 - 105 | 2/24/2026 10:27 | 0.00 | 11.50 | 9.90 | 78.60 | 0.20 | |
| GP-20 - 105 | 2/24/2026 13:00 | 0.00 | 10.60 | 11.40 | 78.00 | 0.20 | |
| GP-20 - 105 | 2/25/2026 07:10 | 0.00 | 9.10 | 12.80 | 78.10 | -0.08 | |
| GP-20 - 105 | 2/26/2026 14:59 | 0.00 | 12.10 | 8.50 | 79.40 | 0.07 | |
| GP-20 - 105 | 2/27/2026 07:26 | 0.00 | 13.80 | 5.80 | 80.40 | -0.10 | |
| GP-20 - 105 | 3/2/2026 07:14 | 0.00 | 13.50 | 6.20 | 80.30 | -0.13 | |
| GP-20 - 105 | 3/3/2026 10:25 | 0.00 | 13.10 | 7.90 | 79.00 | -0.11 | |
| GP-20 - 105 | 3/4/2026 09:34 | 0.00 | 13.20 | 8.50 | 78.30 | -0.06 | |
| GP-20 - 105 | 3/5/2026 10:15 | 0.00 | 11.70 | 9.70 | 78.60 | -0.34 | |
| GP-20 - 105 | 3/6/2026 09:48 | 0.00 | 11.40 | 11.00 | 77.60 | -0.10 | |
| GP-20 - 105 | 3/12/2026 10:36 | 0.00 | 7.40 | 13.50 | 79.10 | -0.12 | |
| GP-20 - 105 | 3/20/2026 13:24 | 0.00 | 10.00 | 10.40 | 79.60 | 0.11 | |
| GP-20 - 105 | 3/26/2026 13:34 | 0.00 | 10.50 | 10.40 | 79.10 | 0.10 | |
| GP-20 - 173 | 1/2/2026 09:57 | 0.00 | 9.50 | 10.40 | 80.10 | -0.15 | |
| GP-20 - 173 | 1/5/2026 09:38 | 0.00 | 9.40 | 11.10 | 79.50 | -0.44 | |
| GP-20 - 173 | 1/6/2026 08:53 | 0.00 | 7.80 | 13.50 | 78.70 | -0.20 | |
| GP-20 - 173 | 1/7/2026 09:21 | 0.00 | 8.30 | 13.00 | 78.70 | 0.02 | |
| GP-20 - 173 | 1/8/2026 10:00 | 0.00 | 8.60 | 12.40 | 79.00 | -0.13 | |
| GP-20 - 173 | 1/9/2026 10:25 | 0.00 | 3.70 | 17.80 | 78.50 | -1.00 | |

# Chiquita Canyon Landfill - Monitoring . .obes Data - 01/01/2026 to 03/31/2026

| Point Name | Record Date | CH4 (% by vol) | CO2 (% by vol) | O2 (% by vol) | Bal Gas (% by vol) | Rel Press ("H2O) | Comments |
|---|---|---|---|---|---|---|---|
| GP-20 - 173 | 1/13/2026 09:00 | 0.00 | 7.20 | 11.70 | 81.10 | -0.08 | |
| GP-20 - 173 | 1/23/2026 12:24 | 0.00 | 7.00 | 14.20 | 78.80 | 0.47 | Valve Adjustment:Reduced System Vac/Flare Down |
| GP-20 - 173 | 2/3/2026 12:55 | 0.50 | 14.70 | 5.20 | 79.60 | -0.05 | |
| GP-20 - 173 | 2/5/2026 13:44 | 0.00 | 10.50 | 10.50 | 79.00 | 0.43 | Valve Adjustment:Reduced System Vac/Flare Down |
| GP-20 - 173 | 2/6/2026 09:57 | 0.20 | 14.00 | 4.00 | 81.80 | -0.16 | |
| GP-20 - 173 | 2/9/2026 09:49 | 0.00 | 11.50 | 9.60 | 78.90 | 0.24 | Valve Adjustment:Reduced System Vac/Flare Down |
| GP-20 - 173 | 2/10/2026 15:15 | 0.00 | 9.30 | 11.70 | 79.00 | 0.29 | Valve Adjustment:Reduced System Vac/Flare Down |
| GP-20 - 173 | 2/11/2026 17:10 | 0.00 | 12.10 | 9.30 | 78.60 | -0.26 | |
| GP-20 - 173 | 2/12/2026 07:58 | 0.00 | 10.40 | 11.80 | 77.80 | -0.32 | |
| GP-20 - 173 | 2/13/2026 14:01 | 0.00 | 9.60 | 12.10 | 78.30 | 0.21 | |
| GP-20 - 173 | 2/16/2026 08:00 | 0.00 | 8.90 | 12.60 | 78.50 | 0.76 | |
| GP-20 - 173 | 2/17/2026 13:58 | 0.00 | 9.30 | 12.50 | 78.20 | -0.17 | |
| GP-20 - 173 | 2/18/2026 12:45 | 0.00 | 10.00 | 11.80 | 78.20 | -0.27 | |
| GP-20 - 173 | 2/19/2026 14:18 | 0.00 | 9.60 | 11.80 | 78.60 | 0.73 | |
| GP-20 - 173 | 2/20/2026 14:00 | 0.10 | 13.70 | 6.60 | 79.60 | -0.05 | |
| GP-20 - 173 | 2/23/2026 13:38 | 0.00 | 8.60 | 13.20 | 78.20 | 0.23 | |
| GP-20 - 173 | 2/24/2026 10:29 | 0.00 | 8.00 | 12.00 | 80.00 | -5.00 | |
| GP-20 - 173 | 2/24/2026 13:05 | 0.00 | 8.30 | 14.10 | 77.60 | 0.44 | |
| GP-20 - 173 | 2/25/2026 07:16 | 0.00 | 8.80 | 13.40 | 77.80 | -0.05 | |
| GP-20 - 173 | 2/26/2026 15:05 | 0.00 | 10.20 | 10.50 | 79.30 | 0.18 | |
| GP-20 - 173 | 2/27/2026 07:32 | 0.00 | 12.50 | 7.30 | 80.20 | -0.12 | |
| GP-20 - 173 | 3/2/2026 07:19 | 0.00 | 12.30 | 7.70 | 80.00 | -0.16 | |
| GP-20 - 173 | 3/3/2026 10:31 | 0.00 | 11.10 | 10.20 | 78.70 | -0.24 | |
| GP-20 - 173 | 3/4/2026 09:40 | 0.00 | 11.20 | 10.90 | 77.90 | -0.08 | |
| GP-20 - 173 | 3/5/2026 10:22 | 0.00 | 10.00 | 11.70 | 78.30 | -0.46 | |
| GP-20 - 173 | 3/6/2026 09:54 | 0.00 | 8.90 | 13.80 | 77.30 | -0.30 | |
| GP-20 - 173 | 3/12/2026 10:43 | 0.00 | 5.00 | 16.10 | 78.90 | -0.27 | |
| GP-20 - 173 | 3/20/2026 13:29 | 0.00 | 7.80 | 13.30 | 78.90 | 0.16 | |
| GP-20 - 173 | 3/26/2026 13:39 | 0.00 | 8.00 | 13.10 | 78.90 | 0.15 | |

# Chiquita Canyon Landfill - Monitoring . ;obes Data - 01/01/2026 to 03/31/2026

| Point Name | Record Date | CH4 (% by vol) | CO2 (% by vol) | O2 (% by vol) | Bal Gas (% by vol) | Rel Press ("H2O) | Comments |
|---|---|---|---|---|---|---|---|
| GP-21 - 10 | 1/9/2026 12:59 | 0.00 | 0.20 | 21.10 | 78.70 | -0.04 | |
| GP-21 - 10 | 1/22/2026 14:39 | 6.90 | 8.80 | 1.80 | 82.50 | 0.04 | Valve Adjustment:Reduced System Vac/Flare Down |
| GP-21 - 10 | 1/23/2026 09:44 | 12.50 | 12.40 | 0.50 | 74.60 | 0.00 | Valve Adjustment:Reduced System Vac/Flare Down |
| GP-21 - 10 | 1/24/2026 10:02 | 0.00 | 1.90 | 20.20 | 77.90 | -0.02 | |
| GP-21 - 10 | 1/26/2026 07:29 | 0.00 | 0.40 | 22.30 | 77.30 | -0.05 | Valve Adjustment:Reduced System Vac/Flare Down |
| GP-21 - 10 | 1/27/2026 09:21 | 0.00 | 0.10 | 20.20 | 79.70 | -0.04 | Valve Adjustment:Reduced System Vac/Flare Down |
| GP-21 - 10 | 1/28/2026 09:28 | 0.00 | 0.20 | 20.00 | 79.80 | -0.01 | Valve Adjustment:Reduced System Vac/Flare Down |
| GP-21 - 10 | 1/29/2026 13:19 | 0.00 | 2.10 | 18.70 | 79.20 | 0.02 | Valve Adjustment:Reduced System Vac/Flare Down |
| GP-21 - 10 | 1/30/2026 09:18 | 0.00 | 0.20 | 20.00 | 79.80 | -0.01 | Valve Adjustment:Reduced System Vac/Flare Down |
| GP-21 - 10 | 2/2/2026 09:34 | 0.00 | 0.20 | 19.90 | 79.90 | -0.03 | |
| GP-21 - 10 | 2/3/2026 09:12 | 0.00 | 0.10 | 20.10 | 79.80 | -0.02 | Valve Adjustment:Reduced System Vac/Flare Down |
| GP-21 - 10 | 2/4/2026 09:13 | 0.00 | 0.10 | 20.10 | 79.80 | -0.01 | |
| GP-21 - 10 | 2/5/2026 09:30 | 0.00 | 0.20 | 19.90 | 79.90 | -0.02 | Valve Adjustment:Reduced System Vac/Flare Down |
| GP-21 - 10 | 2/6/2026 10:04 | 0.00 | 1.30 | 19.20 | 79.50 | -0.02 | |
| GP-21 - 10 | 2/9/2026 09:54 | 0.00 | 2.00 | 17.90 | 80.10 | 0.01 | |
| GP-21 - 10 | 2/20/2026 14:21 | 0.00 | 0.30 | 21.10 | 78.60 | -0.02 | |
| GP-21 - 10 | 2/24/2026 10:17 | 0.00 | 0.10 | 13.90 | 86.00 | 0.00 | |
| GP-21 - 10 | 3/3/2026 13:40 | 0.00 | 0.30 | 20.50 | 79.20 | 0.00 | |
| GP-21 - 10 | 3/12/2026 13:49 | 0.00 | 0.40 | 20.80 | 78.80 | 0.04 | |
| GP-21 - 10 | 3/20/2026 14:11 | 0.00 | 0.90 | 20.80 | 78.30 | 0.02 | |
| GP-21 - 10 | 3/26/2026 13:45 | 0.00 | 0.40 | 21.20 | 78.40 | 0.00 | |
| GP-21 - 90 | 1/9/2026 13:02 | 0.00 | 1.10 | 20.20 | 78.70 | -1.06 | |
| GP-21 - 90 | 1/22/2026 14:42 | 0.00 | 0.90 | 20.30 | 78.80 | 0.79 | Valve Adjustment:Reduced System Vac/Flare Down |
| GP-21 - 90 | 1/23/2026 09:48 | 0.00 | 0.90 | 19.20 | 79.90 | 0.13 | Valve Adjustment:Reduced System Vac/Flare Down |
| GP-21 - 90 | 1/24/2026 10:08 | 0.00 | 0.80 | 20.70 | 78.50 | -0.50 | |

# Chiquita Canyon Landfill - Monitoring ..robes Data - 01/01/2026 to 03/31/2026

| Point Name | Record Date | CH4 (% by vol) | CO2 (% by vol) | O2 (% by vol) | Bal Gas (% by vol) | Rel Press ("H2O) | Comments |
|---|---|---|---|---|---|---|---|
| GP-21 - 90 | 1/26/2026 07:35 | 0.00 | 1.00 | 21.40 | 77.60 | -1.21 | Valve Adjustment:Reduced System Vac/Flare Down |
| GP-21 - 90 | 1/27/2026 09:25 | 0.00 | 1.00 | 19.30 | 79.70 | -1.05 | Valve Adjustment:Reduced System Vac/Flare Down |
| GP-21 - 90 | 1/28/2026 09:31 | 0.00 | 1.00 | 19.40 | 79.60 | -0.41 | Valve Adjustment:Reduced System Vac/Flare Down |
| GP-21 - 90 | 1/29/2026 13:22 | 0.00 | 1.00 | 20.10 | 78.90 | 0.39 | Valve Adjustment:Reduced System Vac/Flare Down |
| GP-21 - 90 | 1/30/2026 09:22 | 0.00 | 0.90 | 19.20 | 79.90 | -0.66 | Valve Adjustment:Reduced System Vac/Flare Down |
| GP-21 - 90 | 2/2/2026 09:38 | 0.00 | 0.80 | 19.40 | 79.80 | -0.59 | |
| GP-21 - 90 | 2/3/2026 09:16 | 0.00 | 0.90 | 19.30 | 79.80 | -0.84 | Valve Adjustment:Reduced System Vac/Flare Down |
| GP-21 - 90 | 2/4/2026 09:17 | 0.00 | 0.90 | 19.30 | 79.80 | -0.50 | |
| GP-21 - 90 | 2/5/2026 09:34 | 0.00 | 0.80 | 19.70 | 79.50 | -0.26 | Valve Adjustment:Reduced System Vac/Flare Down |
| GP-21 - 90 | 2/6/2026 10:08 | 0.00 | 0.80 | 18.90 | 80.30 | -0.61 | |
| GP-21 - 90 | 2/9/2026 09:58 | 0.00 | 1.00 | 19.40 | 79.60 | 0.28 | |
| GP-21 - 90 | 2/20/2026 14:24 | 0.00 | 0.90 | 20.20 | 78.90 | -0.41 | |
| GP-21 - 90 | 2/24/2026 10:20 | 0.00 | 1.10 | 14.30 | 84.60 | -0.10 | |
| GP-21 - 90 | 3/3/2026 13:43 | 0.00 | 0.90 | 19.70 | 79.40 | -0.14 | |
| GP-21 - 90 | 3/12/2026 13:53 | 0.00 | 1.00 | 19.90 | 79.10 | 0.33 | |
| GP-21 - 90 | 3/20/2026 14:15 | 0.00 | 0.80 | 20.50 | 78.70 | 0.30 | |
| GP-21 - 90 | 3/26/2026 13:48 | 0.00 | 0.70 | 20.40 | 78.90 | 0.14 | |
| GP-21 - 232 | 1/9/2026 13:11 | 0.00 | 1.60 | 15.40 | 83.00 | -3.00 | |
| GP-21 - 232 | 1/22/2026 14:48 | 0.00 | 3.10 | 4.80 | 92.10 | 1.73 | Valve Adjustment:Reduced System Vac/Flare Down |
| GP-21 - 232 | 1/23/2026 09:54 | 0.00 | 3.10 | 4.20 | 92.70 | 1.09 | Valve Adjustment:Reduced System Vac/Flare Down |
| GP-21 - 232 | 1/24/2026 10:20 | 0.00 | 2.90 | 3.50 | 93.60 | 0.69 | |
| GP-21 - 232 | 1/26/2026 07:51 | 0.00 | 2.50 | 11.50 | 86.00 | -2.74 | Valve Adjustment:Reduced System Vac/Flare Down |
| GP-21 - 232 | 1/27/2026 09:32 | 0.00 | 3.00 | 11.70 | 85.30 | -2.05 | Valve Adjustment:Reduced System Vac/Flare Down |
| GP-21 - 232 | 1/28/2026 09:39 | 0.00 | 3.70 | 11.10 | 85.20 | -0.92 | Valve Adjustment:Reduced System Vac/Flare Down |
| GP-21 - 232 | 1/29/2026 13:29 | 0.00 | 4.50 | 9.90 | 85.60 | 0.14 | Valve Adjustment:Reduced System Vac/Flare Down |

# Chiquita Canyon Landfill - Monitoring Probes Data - 01/01/2026 to 03/31/2026

| Point Name | Record Date | CH4 (% by vol) | CO2 (% by vol) | O2 (% by vol) | Bal Gas (% by vol) | Rel Press ("H2O) | Comments |
|---|---|---|---|---|---|---|---|
| GP-21 - 232 | 1/30/2026 09:29 | 0.00 | 3.80 | 11.30 | 84.90 | -1.11 | Valve Adjustment:Reduced System Vac/Flare Down |
| GP-21 - 232 | 2/2/2026 09:45 | 0.00 | 3.30 | 6.40 | 90.30 | 0.00 | |
| GP-21 - 232 | 2/3/2026 09:25 | 0.00 | 2.10 | 11.20 | 86.70 | -1.46 | Valve Adjustment:Reduced System Vac/Flare Down |
| GP-21 - 232 | 2/4/2026 09:24 | 0.00 | 3.30 | 11.00 | 85.70 | -0.79 | |
| GP-21 - 232 | 2/5/2026 09:41 | 0.00 | 3.50 | 7.40 | 89.10 | 0.31 | Valve Adjustment:Reduced System Vac/Flare Down |
| GP-21 - 232 | 2/6/2026 10:15 | 0.00 | 2.90 | 5.90 | 91.20 | -0.35 | |
| GP-21 - 232 | 2/9/2026 10:04 | 0.00 | 4.50 | 8.80 | 86.70 | 1.13 | |
| GP-21 - 232 | 2/20/2026 14:31 | 0.00 | 2.30 | 6.50 | 91.20 | -0.59 | |
| GP-21 - 232 | 2/24/2026 10:21 | 0.00 | 0.00 | 14.60 | 85.40 | 0.60 | |
| GP-21 - 232 | 3/3/2026 13:50 | 0.00 | 3.00 | 3.80 | 93.20 | -0.01 | |
| GP-21 - 232 | 3/12/2026 13:59 | 0.00 | 4.00 | 9.80 | 86.20 | -0.15 | |
| GP-21 - 232 | 3/20/2026 14:21 | 0.00 | 3.40 | 7.90 | 88.70 | 0.88 | |
| GP-21 - 232 | 3/26/2026 13:55 | 0.00 | 2.60 | 5.40 | 92.00 | 0.60 | |
| GP-22 - 50 | 1/28/2026 10:16 | 0.00 | 0.50 | 19.00 | 80.50 | -0.07 | Valve Adjustment:Reduced System Vac/Flare Down |
| GP-22 - 50 | 2/3/2026 09:55 | 0.00 | 0.50 | 18.60 | 80.90 | -0.12 | Valve Adjustment:Reduced System Vac/Flare Down |
| GP-22 - 50 | 2/24/2026 10:06 | 0.00 | 0.60 | 14.20 | 85.20 | -5.00 | |
| GP-22 - 50 | 3/2/2026 10:11 | 0.00 | 0.50 | 18.80 | 80.70 | -0.01 | |
| GP-22 - 155 | 1/28/2026 10:22 | 0.00 | 0.10 | 19.10 | 80.80 | -1.48 | Valve Adjustment:Reduced System Vac/Flare Down |
| GP-22 - 155 | 2/3/2026 10:01 | 0.00 | 0.00 | 18.60 | 81.40 | -1.44 | Valve Adjustment:Reduced System Vac/Flare Down |
| GP-22 - 155 | 2/24/2026 10:08 | 0.00 | 0.20 | 13.90 | 85.90 | -4.00 | |
| GP-22 - 155 | 3/2/2026 10:17 | 0.00 | 0.00 | 18.10 | 81.90 | 0.28 | |
| GP-22 - 305 | 1/28/2026 10:32 | 0.00 | 0.00 | 21.20 | 78.80 | -2.05 | Valve Adjustment:Reduced System Vac/Flare Down |
| GP-22 - 305 | 2/3/2026 10:09 | 0.00 | 0.20 | 19.30 | 80.50 | -1.34 | Valve Adjustment:Reduced System Vac/Flare Down |
| GP-22 - 305 | 2/24/2026 10:10 | 0.00 | 0.00 | 14.40 | 85.60 | -0.30 | |
| GP-22 - 305 | 3/2/2026 10:25 | 0.00 | 3.90 | 3.50 | 92.60 | 0.45 | |
| GP-23 - 35 | 1/16/2026 13:19 | 0.00 | 3.50 | 16.70 | 79.80 | 0.37 | |
| GP-23 - 35 | 2/3/2026 13:41 | 0.00 | 2.20 | 18.00 | 79.80 | 0.02 | |

# Chiquita Canyon Landfill - Monitoring Probes Data - 01/01/2026 to 03/31/2026

| Point Name | Record Date | CH4 (% by vol) | CO2 (% by vol) | O2 (% by vol) | Bal Gas (% by vol) | Rel Press ("H2O) | Comments |
|---|---|---|---|---|---|---|---|
| GP-23 - 35 | 2/24/2026 09:54 | 0.00 | 0.80 | 13.50 | 85.70 | 0.00 | |
| GP-23 - 35 | 3/2/2026 12:39 | 0.00 | 2.90 | 16.50 | 80.60 | 0.30 | |
| GP-23 - 77 | 1/16/2026 13:22 | 0.00 | 6.60 | 12.00 | 81.40 | 0.60 | |
| GP-23 - 77 | 2/3/2026 13:45 | 0.00 | 5.80 | 13.90 | 80.30 | -0.17 | |
| GP-23 - 77 | 2/24/2026 09:56 | 0.00 | 1.90 | 12.80 | 85.30 | -0.30 | |
| GP-23 - 77 | 3/2/2026 12:43 | 0.00 | 6.40 | 12.30 | 81.30 | 0.37 | |
| GP-23 - 132 | 1/16/2026 13:28 | 0.00 | 1.70 | 12.40 | 85.90 | 0.04 | |
| GP-23 - 132 | 2/3/2026 13:50 | 0.00 | 1.70 | 16.00 | 82.30 | -0.87 | |
| GP-23 - 132 | 2/24/2026 09:58 | 0.00 | 2.20 | 11.50 | 86.30 | -5.80 | |
| GP-23 - 132 | 3/2/2026 12:48 | 0.00 | 0.00 | 20.70 | 79.30 | -0.17 | |
| GP-24 - 12 | 1/28/2026 12:37 | 0.00 | 1.70 | 17.80 | 80.50 | 0.00 | Valve Adjustment:Reduced System Vac/Flare Down |
| GP-24 - 12 | 2/9/2026 13:01 | 0.00 | 1.70 | 17.80 | 80.50 | 0.01 | |
| GP-24 - 12 | 2/24/2026 09:43 | 0.00 | 1.40 | 12.90 | 85.70 | 0.00 | |
| GP-24 - 12 | 3/2/2026 13:34 | 0.00 | 2.00 | 16.90 | 81.10 | 0.01 | |
| GP-24 - 40 | 1/28/2026 12:40 | 0.00 | 3.10 | 16.80 | 80.10 | 0.00 | Valve Adjustment:Reduced System Vac/Flare Down |
| GP-24 - 40 | 2/9/2026 13:03 | 0.00 | 0.00 | 21.40 | 78.60 | 0.01 | |
| GP-24 - 40 | 2/24/2026 09:45 | 0.00 | 2.00 | 12.80 | 85.20 | -36.80 | |
| GP-24 - 40 | 3/2/2026 13:36 | 0.00 | 0.10 | 20.70 | 79.20 | -0.02 | |
| GP-24 - 70 | 1/28/2026 12:43 | 0.00 | 0.00 | 21.50 | 78.50 | 0.02 | Valve Adjustment:Reduced System Vac/Flare Down |
| GP-24 - 70 | 2/9/2026 13:06 | 0.00 | 0.00 | 21.50 | 78.50 | 0.01 | |
| GP-24 - 70 | 2/24/2026 09:48 | 0.00 | 0.10 | 13.30 | 86.60 | -13.70 | |
| GP-24 - 70 | 3/2/2026 13:39 | 0.00 | 0.00 | 21.10 | 78.90 | 0.00 | |
| GP-25 - 14 | 2/9/2026 12:43 | 0.00 | 0.40 | 18.70 | 80.90 | 0.01 | |
| GP-25 - 14 | 2/24/2026 09:23 | 0.00 | 1.00 | 13.30 | 85.70 | 0.00 | |
| GP-25 - 14 | 3/12/2026 14:15 | 0.00 | 0.20 | 19.90 | 79.90 | 0.01 | |
| GP-25 - 50 | 2/9/2026 12:45 | 0.00 | 0.00 | 21.20 | 78.80 | 1.36 | |
| GP-25 - 50 | 2/24/2026 09:26 | 0.00 | 0.40 | 15.30 | 84.30 | -4.80 | |
| GP-25 - 50 | 3/12/2026 14:17 | 0.00 | 0.00 | 21.70 | 78.30 | 1.07 | |
| GP-25 - 80 | 2/9/2026 12:48 | 0.00 | 0.00 | 21.30 | 78.70 | 0.01 | |

# Chiquita Canyon Landfill - Monitoring . robes Data - 01/01/2026 to 03/31/2026

| Point Name | Record Date | CH4 (% by vol) | CO2 (% by vol) | O2 (% by vol) | Bal Gas (% by vol) | Rel Press ("H2O) | Comments |
|---|---|---|---|---|---|---|---|
| GP-25 - 80 | 2/24/2026 09:28 | 0.00 | 0.10 | 12.70 | 87.20 | -7.90 | |
| GP-25 - 80 | 3/12/2026 14:21 | 0.00 | 0.00 | 21.10 | 78.90 | -0.01 | |

**EXHIBIT 1**

**Rule 1150.1 Site Monitoring Map**

**EXHIBIT 1**

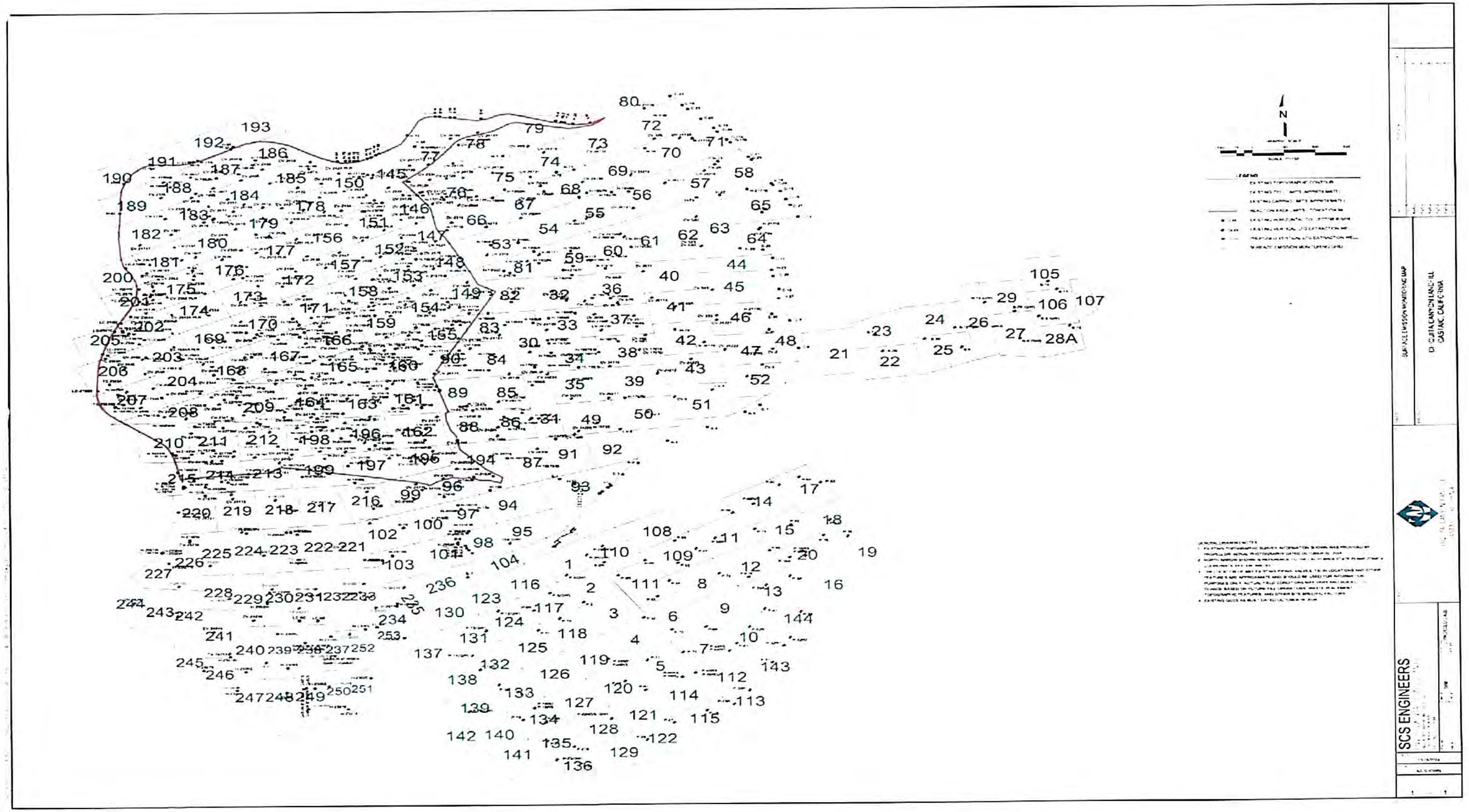

**EXHIBIT II**

**Instantaneous Grids Over 500 ppm Map**

**EXIBIT II**

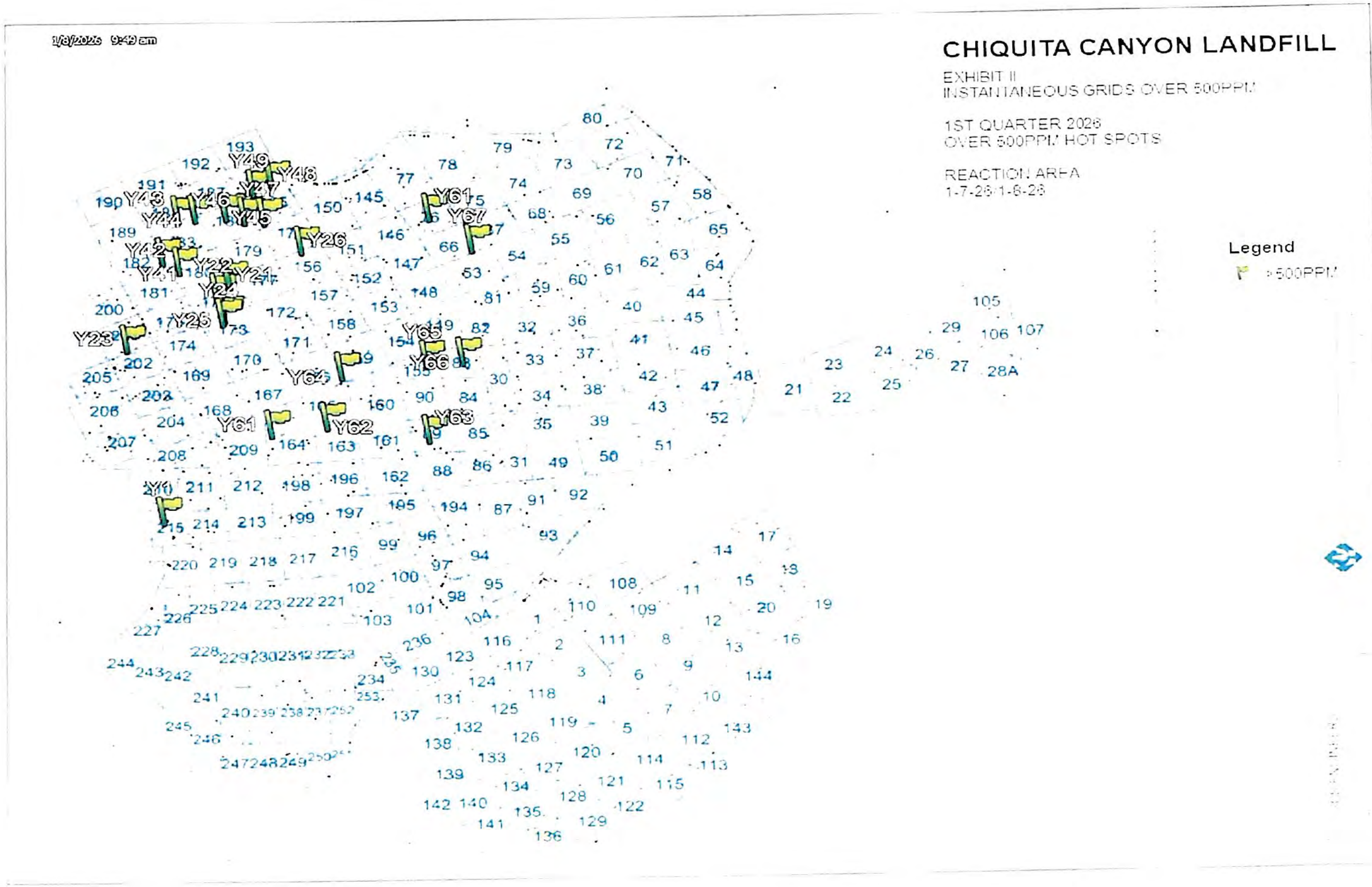
1/8/2026 9:49 am
CHIQUITA CANYON LANDFILL
EXHIBIT II
INSTANTANEOUS GRIDS OVER 500PPM
1ST QUARTER 2026
OVER 500PPM HOT SPOTS
REACTION AREA
1-7-26/1-8-26
Legend
>500PPM

**EXIBIT II**

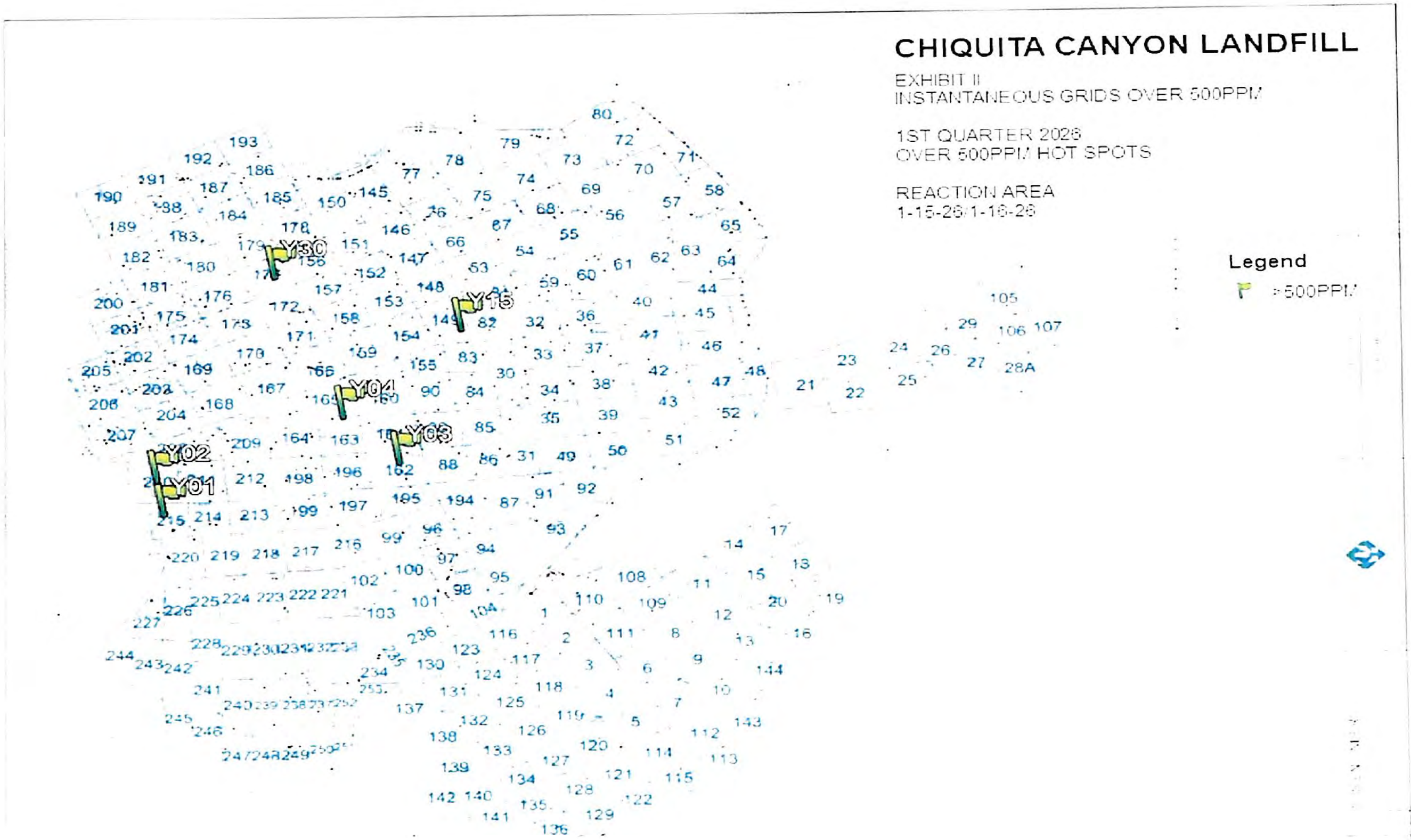
CHIQUITA CANYON LANDFILL
EXHIBIT II
INSTANTANEOUS GRIDS OVER 500PPM
1ST QUARTER 2026
OVER 500PPM HOT SPOTS
REACTION AREA
1-15-26/1-16-26
Legend
= 500PPM
Y03C
Y15
Y04
Y03
Y02
Y01

**EXIBIT II**

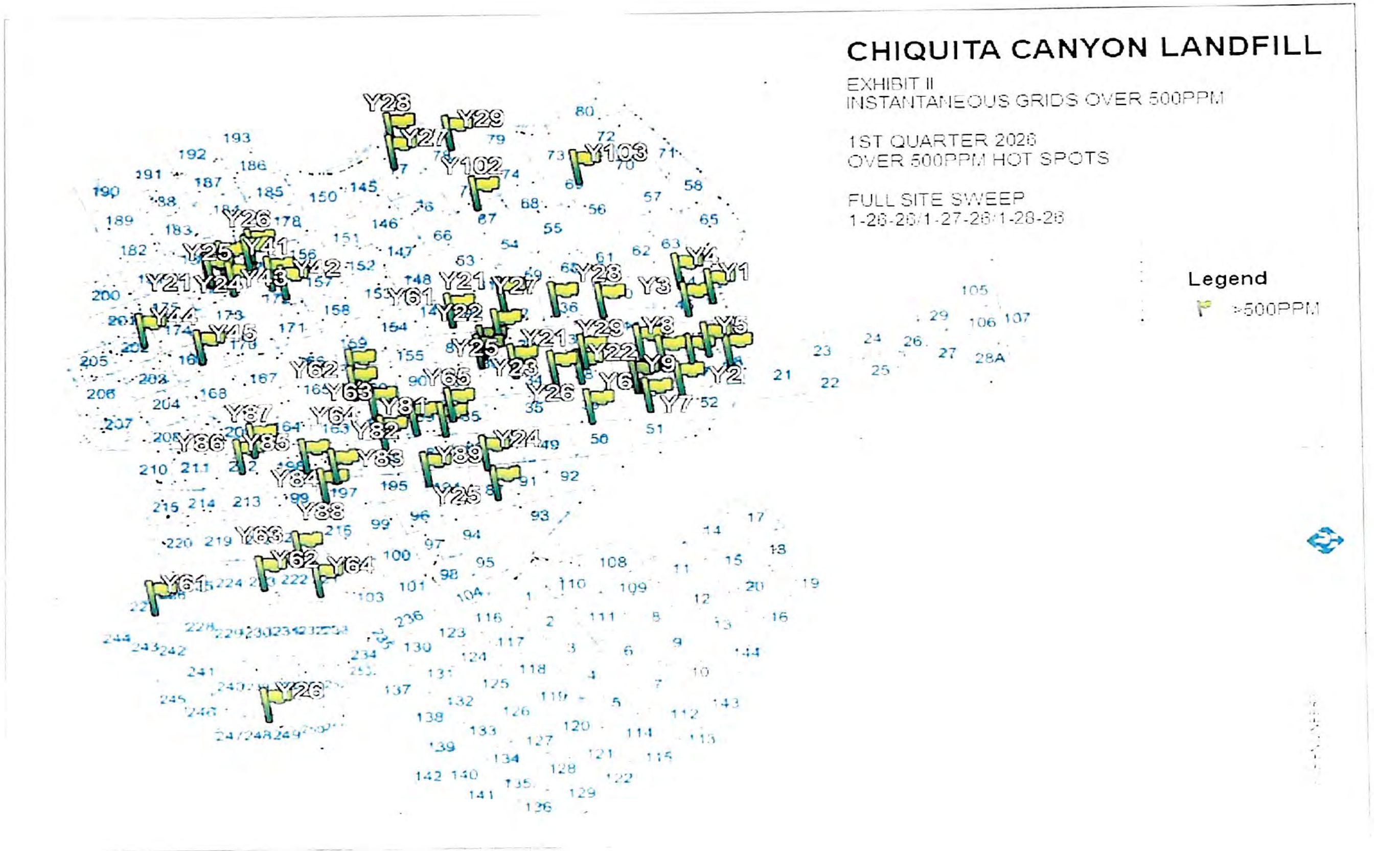
CHIQUITA CANYON LANDFILL
EXHIBIT II
INSTANTANEOUS GRIDS OVER 500PPM
1ST QUARTER 2026
OVER 500PPM HOT SPOTS
FULL SITE SWEEP
1-26-26/1-27-26/1-28-26
Legend
>500PPM

**EXIBIT II**

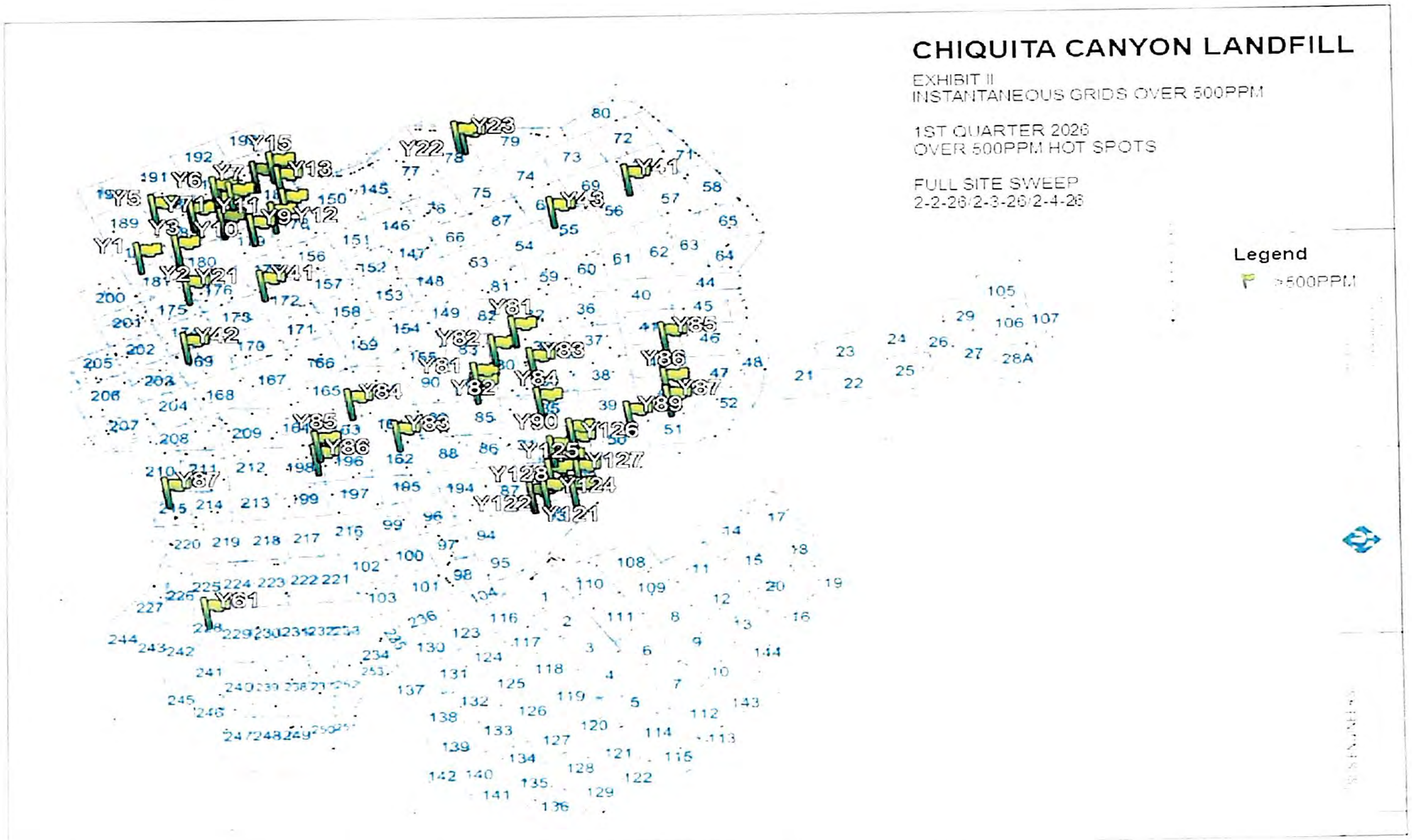
CHIQUITA CANYON LANDFILL
EXHIBIT II
INSTANTANEOUS GRIDS OVER 500PPM
1ST QUARTER 2026
OVER 500PPM HOT SPOTS
FULL SITE SWEEP
2-2-26/2-3-26/2-4-26
Legend
>500PPM

**EXIBIT II**

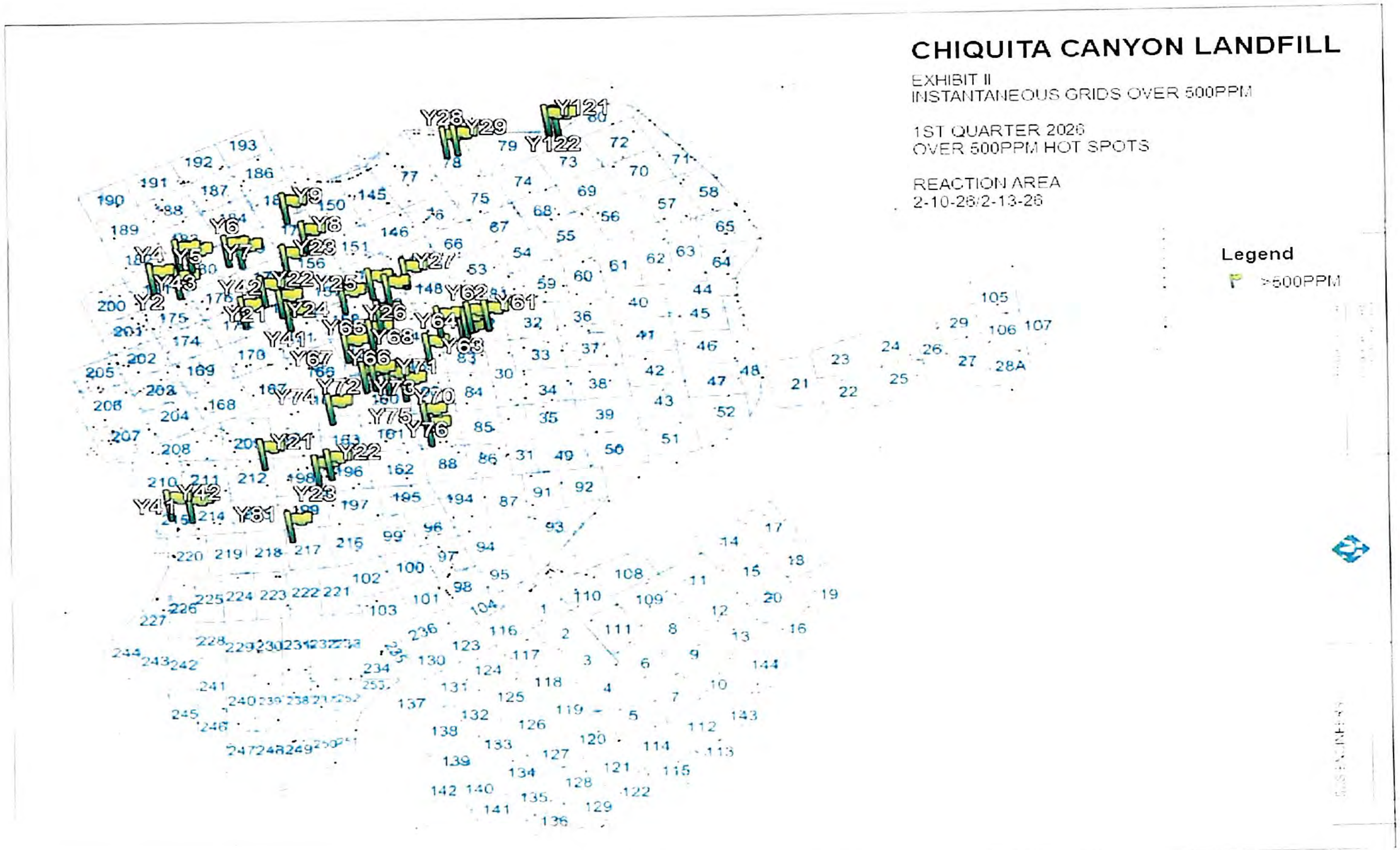
CHIQUITA CANYON LANDFILL
EXHIBIT II
INSTANTANEOUS GRIDS OVER 500PPM
1ST QUARTER 2026
OVER 500PPM HOT SPOTS
REACTION AREA
2-10-26/2-13-26
Legend
>500PPM

**EXIBIT II**

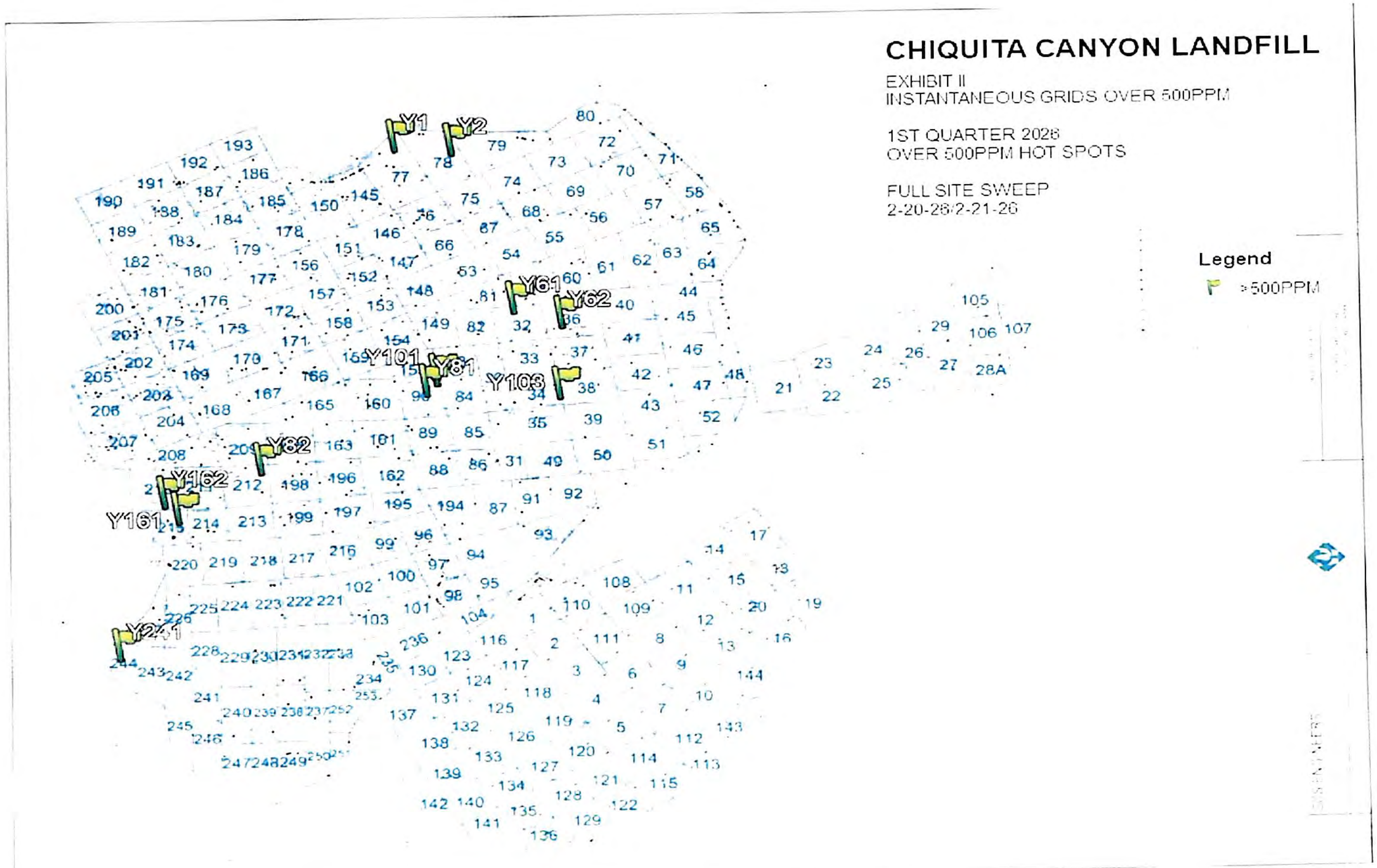
CHIQUITA CANYON LANDFILL
EXHIBIT II
INSTANTANEOUS GRIDS OVER 500PPM
1ST QUARTER 2026
OVER 500PPM HOT SPOTS
FULL SITE SWEEP
2-20-26/2-21-26
Legend
>500PPM
Y1
Y2
Y61
Y62
Y101
Y81
Y103
Y82
Y162
Y161
Y241

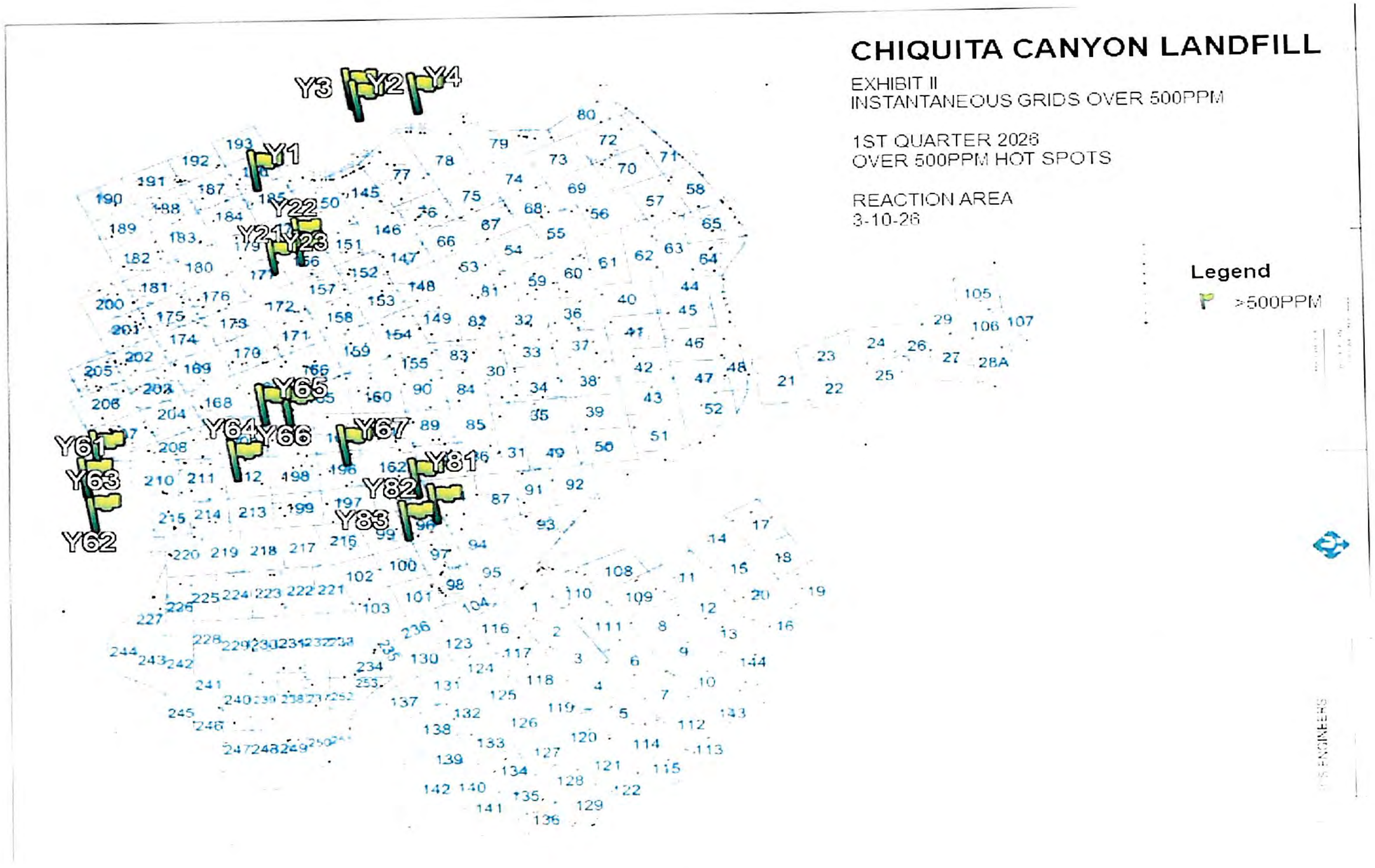
CHIQUITA CANYON LANDFILL
EXHIBIT II
INSTANTANEOUS GRIDS OVER 500PPM
1ST QUARTER 2026
OVER 500PPM HOT SPOTS
REACTION AREA
3-10-26
Legend
>500PPM
Y1
Y2
Y3
Y4
Y21
Y22
Y23
Y61
Y62
Y63
Y64
Y65
Y66
Y67
Y81
Y82
Y83

**EXIBIT II**

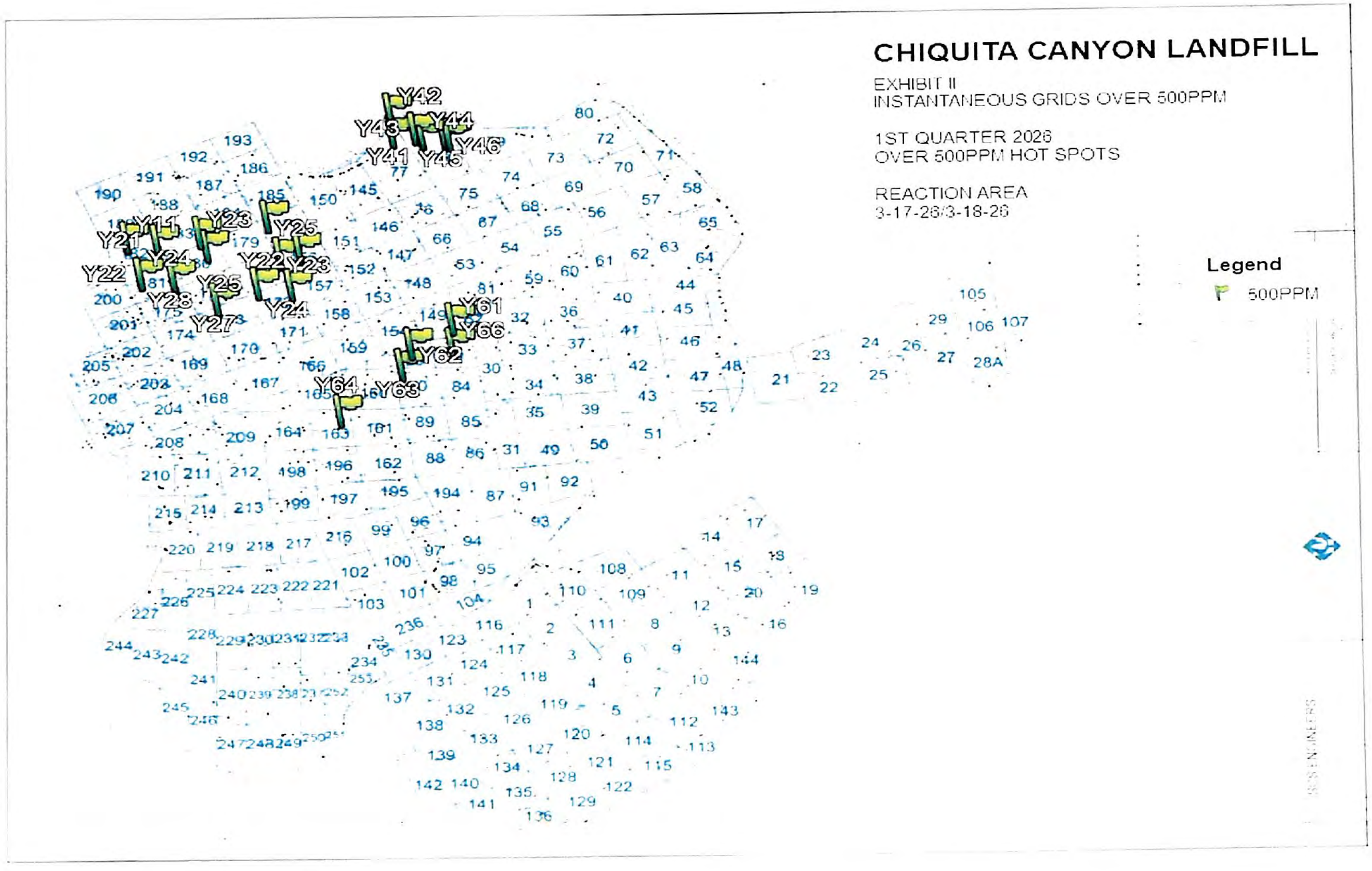
CHIQUITA CANYON LANDFILL
EXHIBIT II
INSTANTANEOUS GRIDS OVER 500PPM
1ST QUARTER 2026
OVER 500PPM HOT SPOTS
REACTION AREA
3-17-26/3-18-26
Legend
500PPM
Y42
Y43
Y44
Y41
Y45
Y46
Y21
Y11
Y23
Y25
Y24
Y22
Y23
Y22
Y25
Y28
Y27
Y24
Y61
Y66
Y62
Y64
Y63

**EXIBIT II**

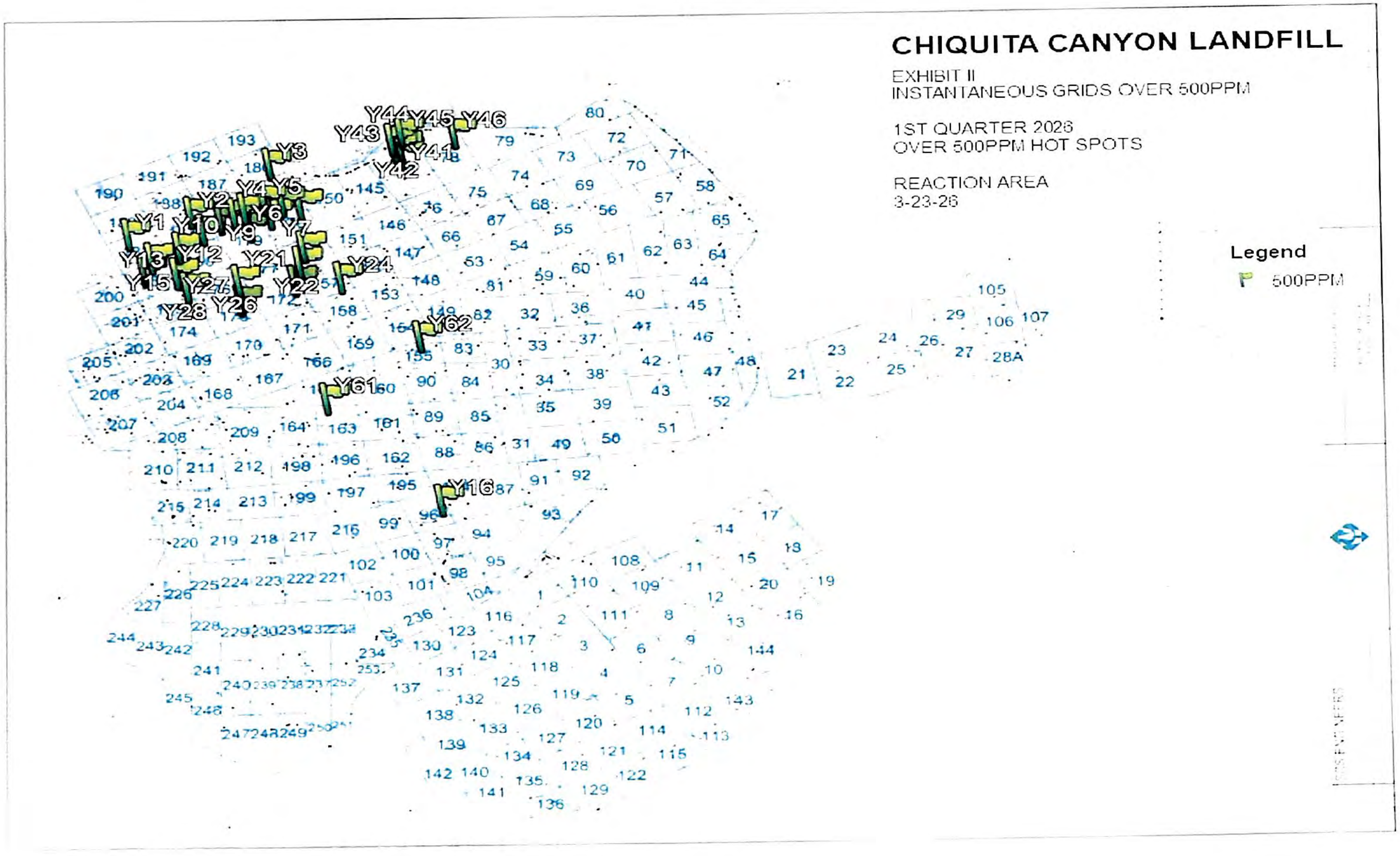
CHIQUITA CANYON LANDFILL
EXHIBIT II
INSTANTANEOUS GRIDS OVER 500PPM
1ST QUARTER 2026
OVER 500PPM HOT SPOTS
REACTION AREA
3-23-26
Legend
500PPM
Y1
Y2
Y3
Y4
Y5
Y6
Y7
Y9
Y10
Y12
Y13
Y15
Y21
Y22
Y24
Y26
Y27
Y28
Y41
Y42
Y43
Y44
Y45
Y46
Y61
Y62
Y16

**EXHIBIT II**

**Instantaneous Grids Between 200 - 499 ppm Map**

**EXIBIT II**

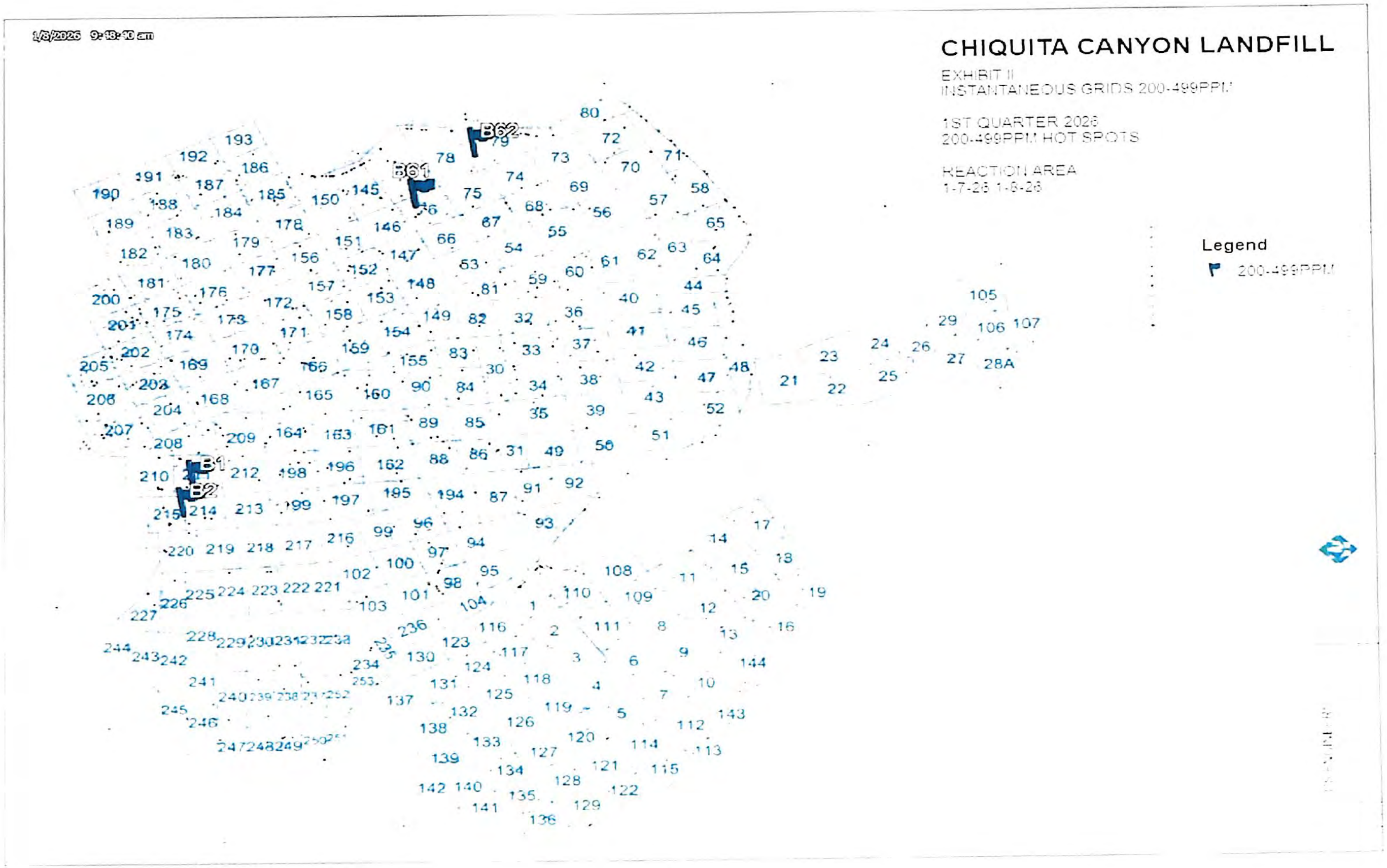
1/8/2026 9:48:30 am
CHIQUITA CANYON LANDFILL
EXHIBIT II
INSTANTANEOUS GRIDS 200-499PPM
1ST QUARTER 2026
200-499PPM HOT SPOTS
REACTION AREA
1-7-26 1-8-26
Legend
200-499PPM
B62
B61
B1
B2

**EXIBIT II**

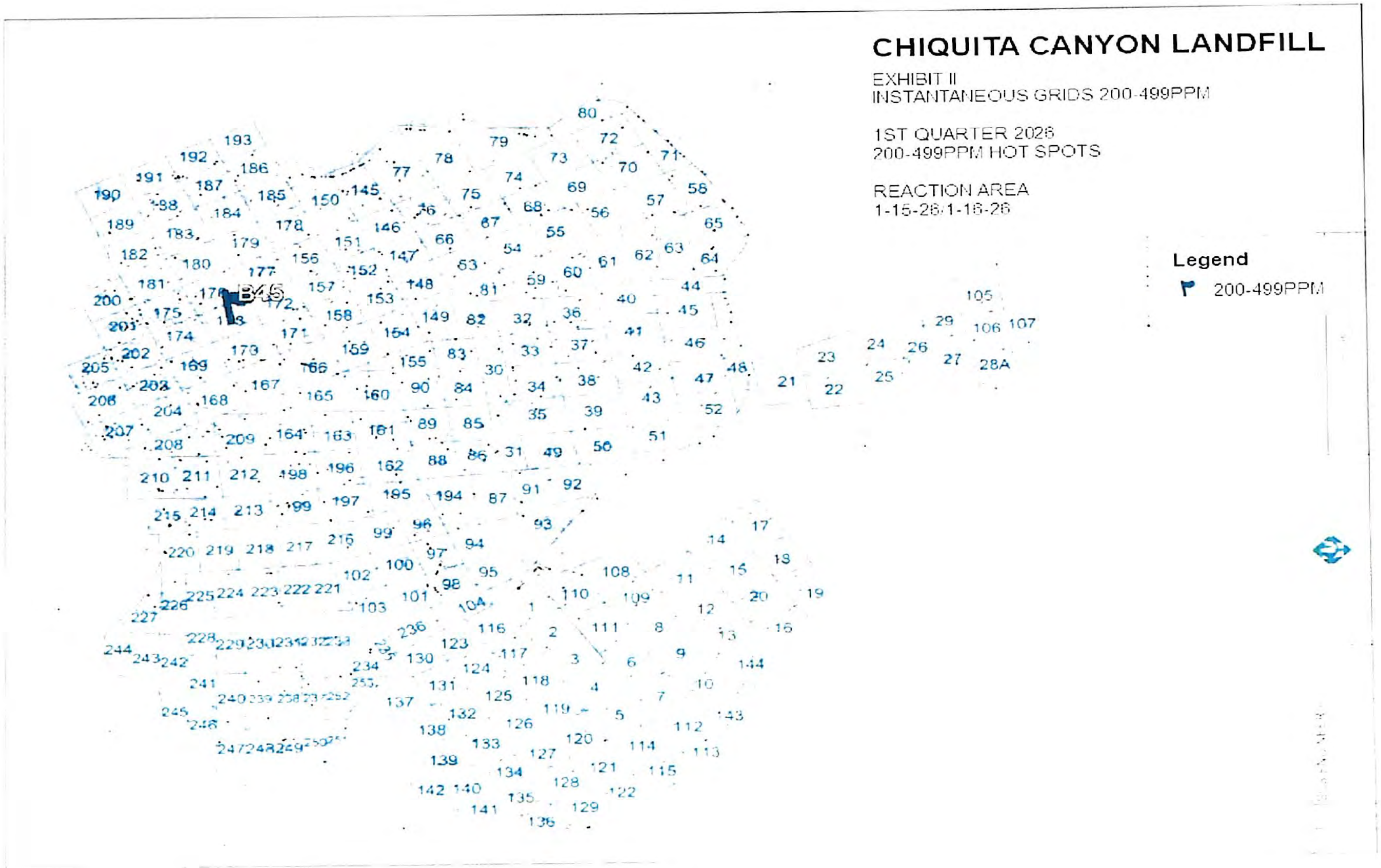
CHIQUITA CANYON LANDFILL
EXHIBIT II
INSTANTANEOUS GRIDS 200-499PPM
1ST QUARTER 2026
200-499PPM HOT SPOTS
REACTION AREA
1-15-26/1-16-26
Legend
200-499PPM
B45

**EXIBIT II**

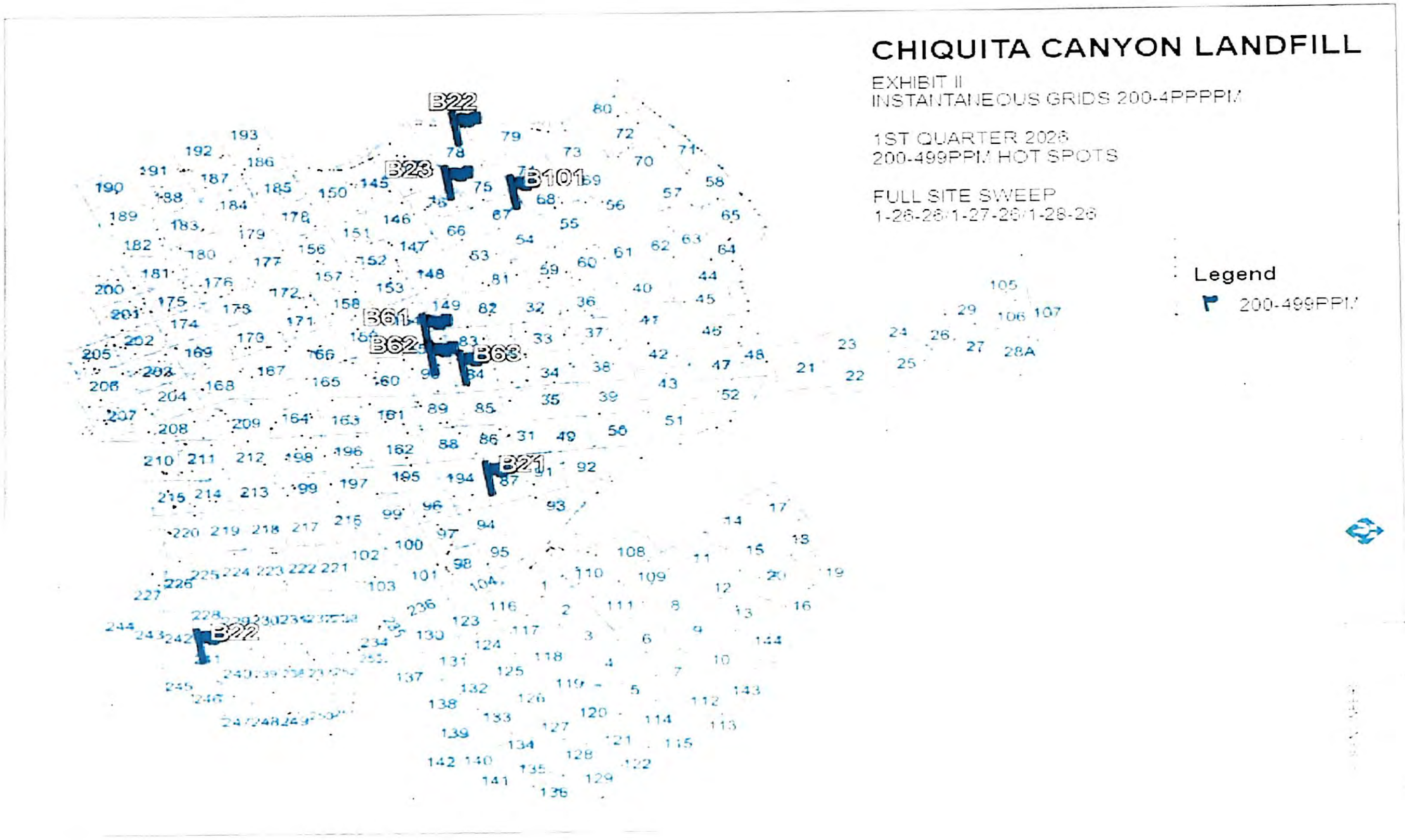
CHIQUITA CANYON LANDFILL
EXHIBIT II
INSTANTANEOUS GRIDS 200-4PPPPM
1ST QUARTER 2026
200-499PPM HOT SPOTS
FULL SITE SWEEP
1-26-26/1-27-26/1-28-26
Legend
200-499PPM
B22
B23
B101
B61
B62
B63
B21
B22

**EXIBIT II**

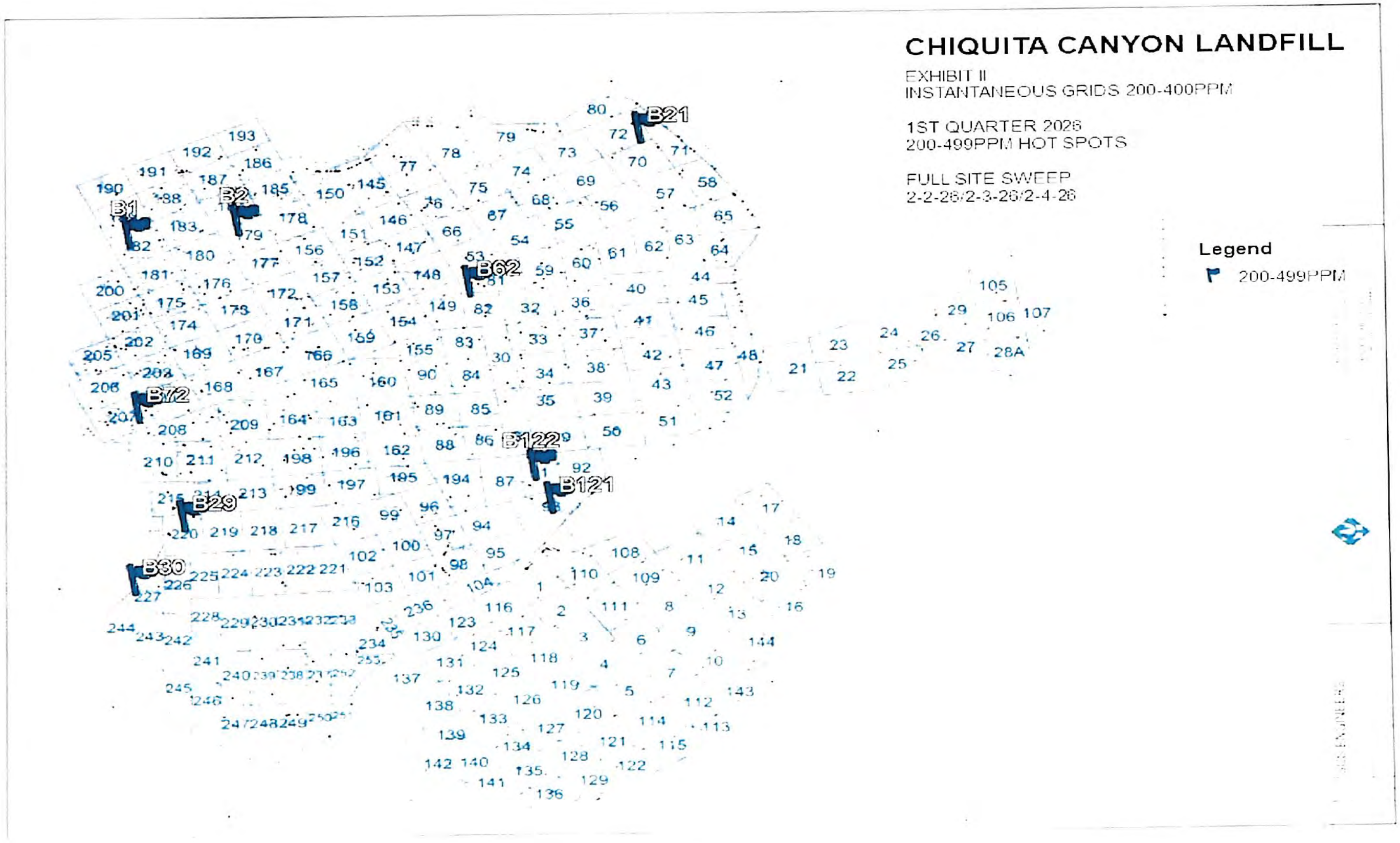
CHIQUITA CANYON LANDFILL
EXHIBIT II
INSTANTANEOUS GRIDS 200-400PPM
1ST QUARTER 2026
200-499PPM HOT SPOTS
FULL SITE SWEEP
2-2-26/2-3-26/2-4-26
Legend
200-499PPM
B1
B2
B21
B62
B72
B122
B121
B29
B30

**EXIBIT II**

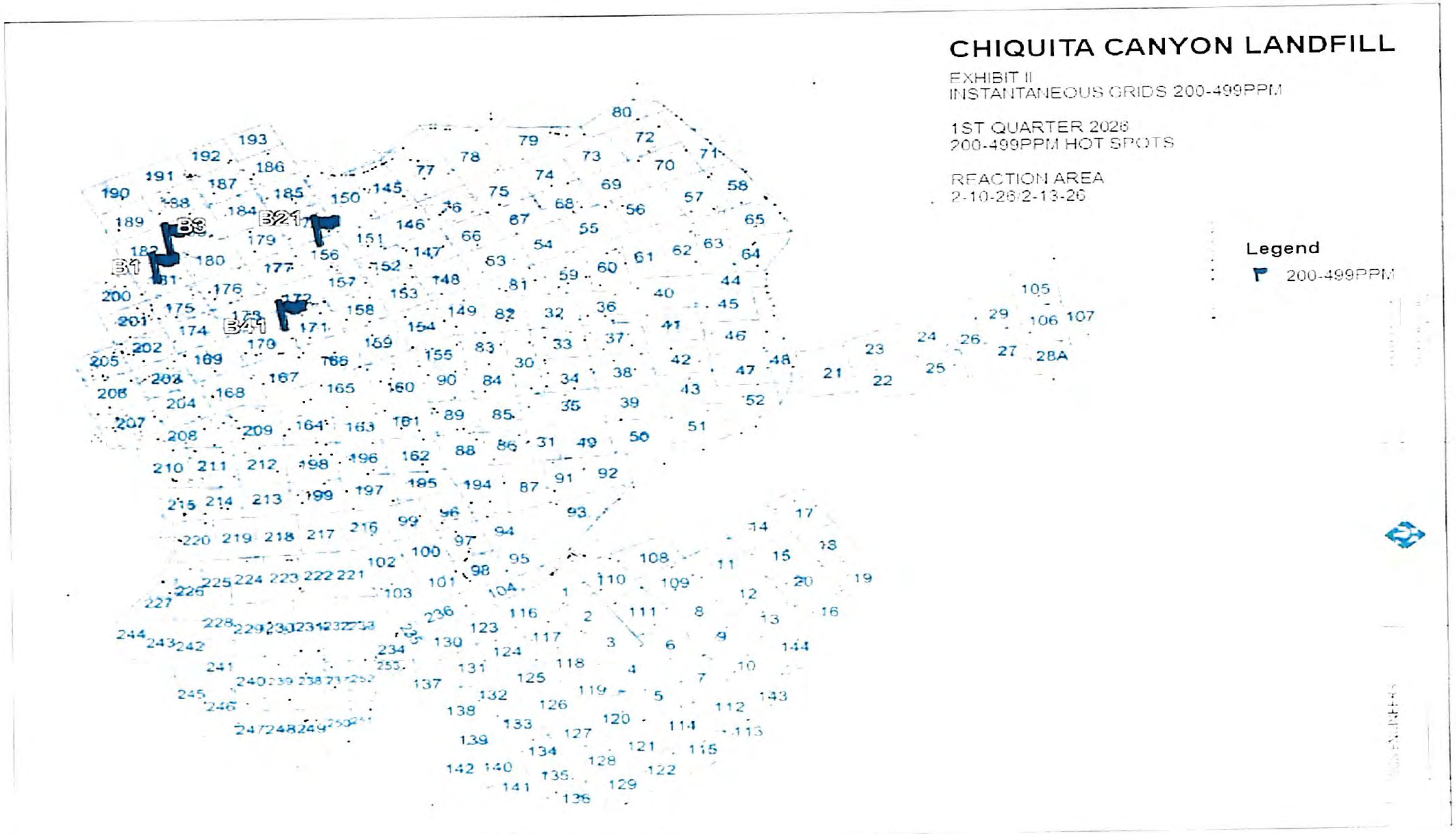
CHIQUITA CANYON LANDFILL
EXHIBIT II
INSTANTANEOUS GRIDS 200-499PPM
1ST QUARTER 2026
200-499PPM HOT SPOTS
REACTION AREA
2-10-26/2-13-26
Legend
200-499PPM
B1
B2
B21
B41

**EXIBIT II**

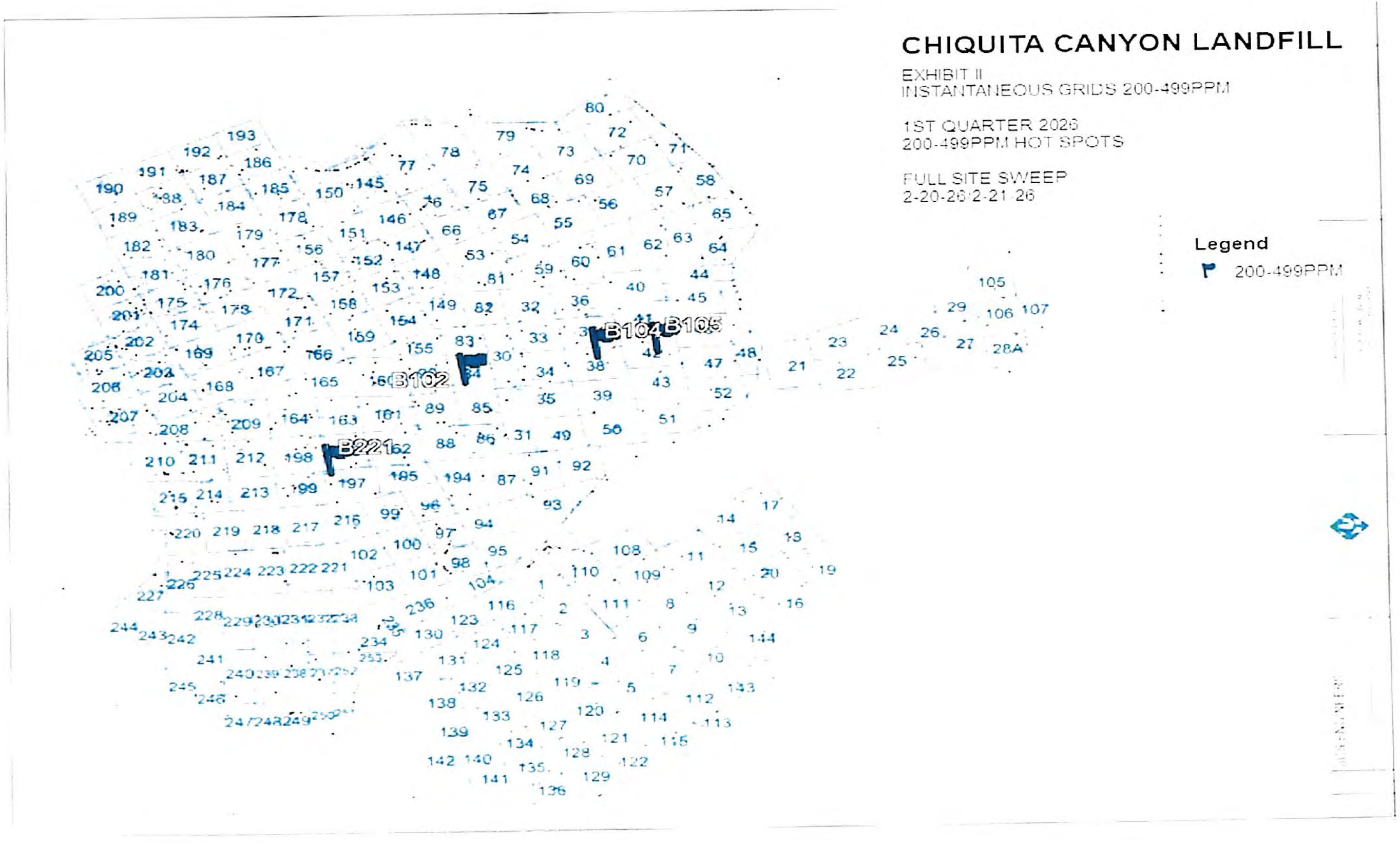
CHIQUITA CANYON LANDFILL
EXHIBIT II
INSTANTANEOUS GRIDS 200-499PPM
1ST QUARTER 2026
200-499PPM HOT SPOTS
FULL SITE SWEEP
2-20-26/2-21-26
Legend
200-499PPM
B102
B104
B105
B221

**EXIBIT II**

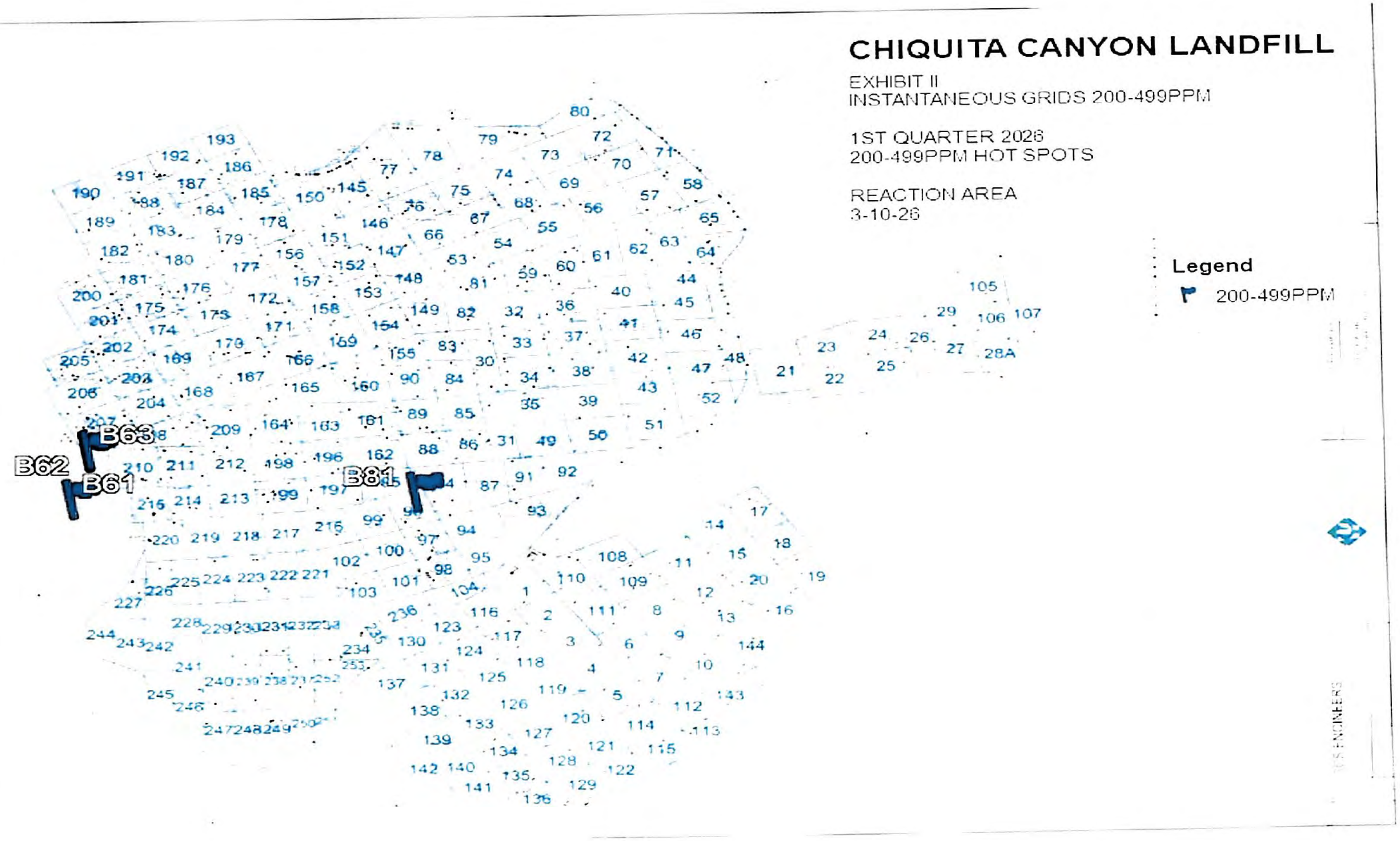
CHIQUITA CANYON LANDFILL
EXHIBIT II
INSTANTANEOUS GRIDS 200-499PPM
1ST QUARTER 2026
200-499PPM HOT SPOTS
REACTION AREA
3-10-26
Legend
200-499PPM
B63
B62
B61
B81

**EXIBIT II**

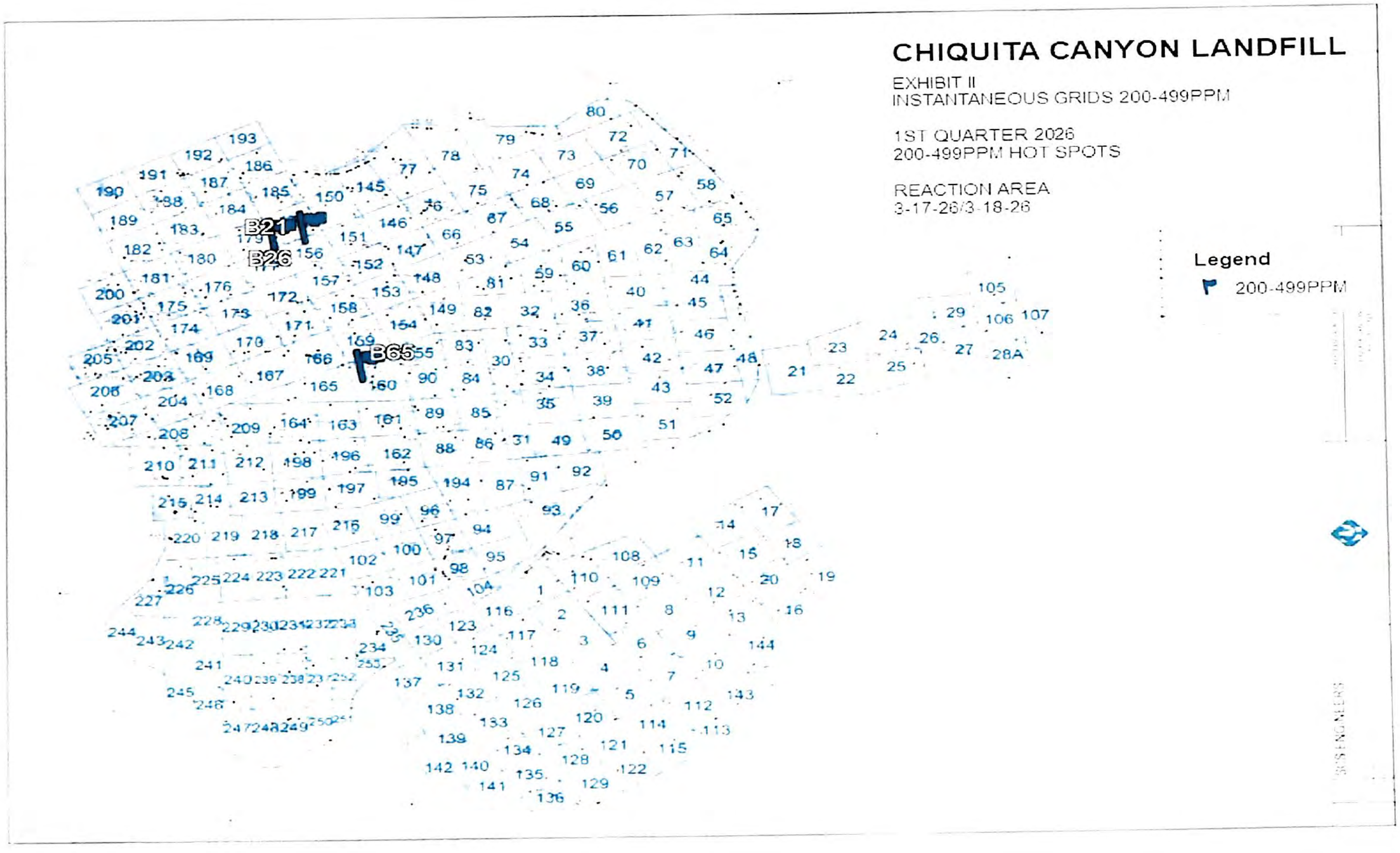
CHIQUITA CANYON LANDFILL
EXHIBIT II
INSTANTANEOUS GRIDS 200-499PPM
1ST QUARTER 2026
200-499PPM HOT SPOTS
REACTION AREA
3-17-26/3-18-26
Legend
200-499PPM
B21
B26
B65
EXISTING WELLS

**EXIBIT II**

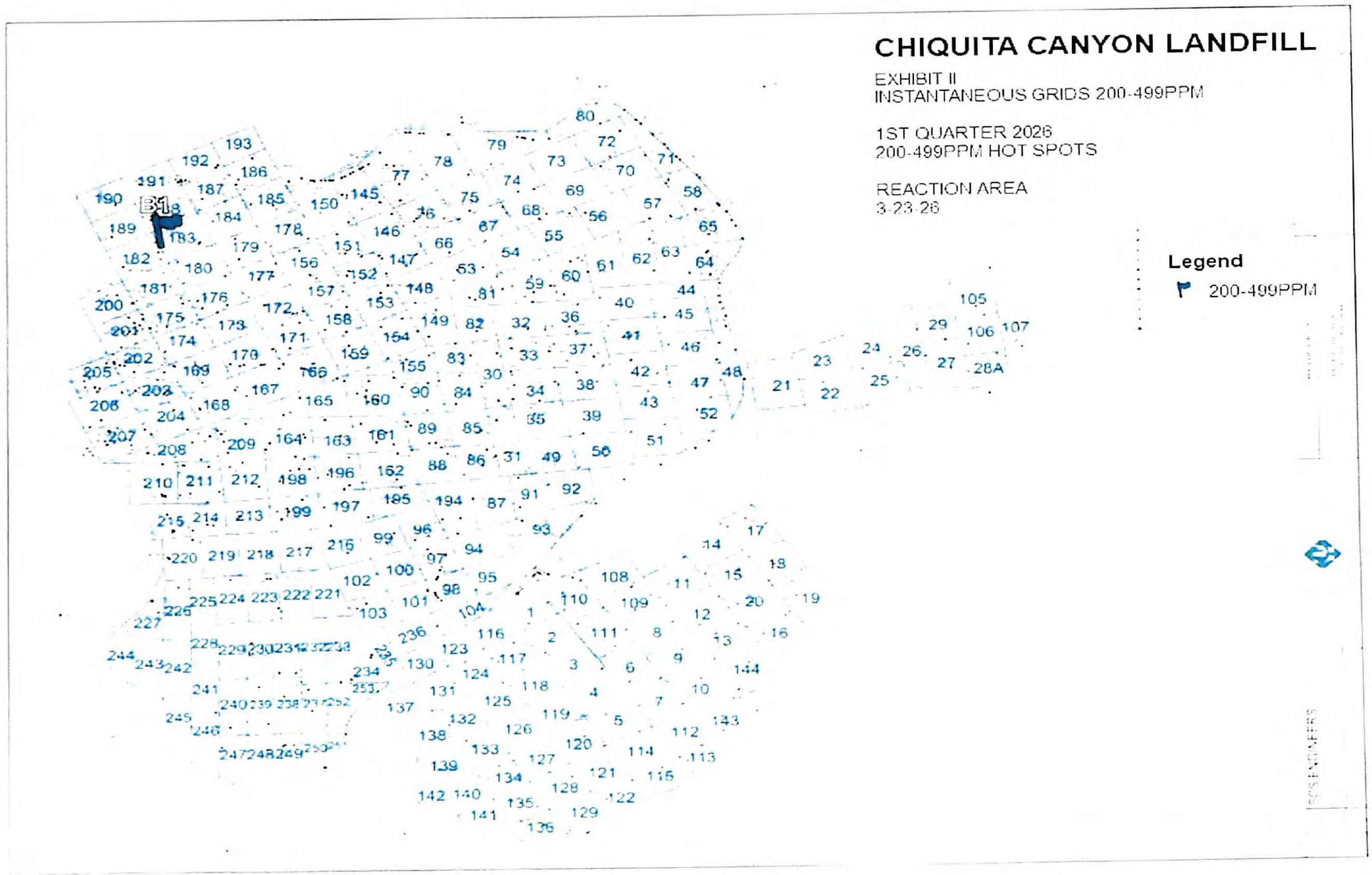
CHIQUITA CANYON LANDFILL
EXHIBIT II
INSTANTANEOUS GRIDS 200-499PPM
1ST QUARTER 2026
200-499PPM HOT SPOTS
REACTION AREA
3-23-26
Legend
200-499PPM
B1
ENGINEERS

**EXHIBIT II**

**Integrated Grids Over 25 ppm Map**

**EXIBIT II**

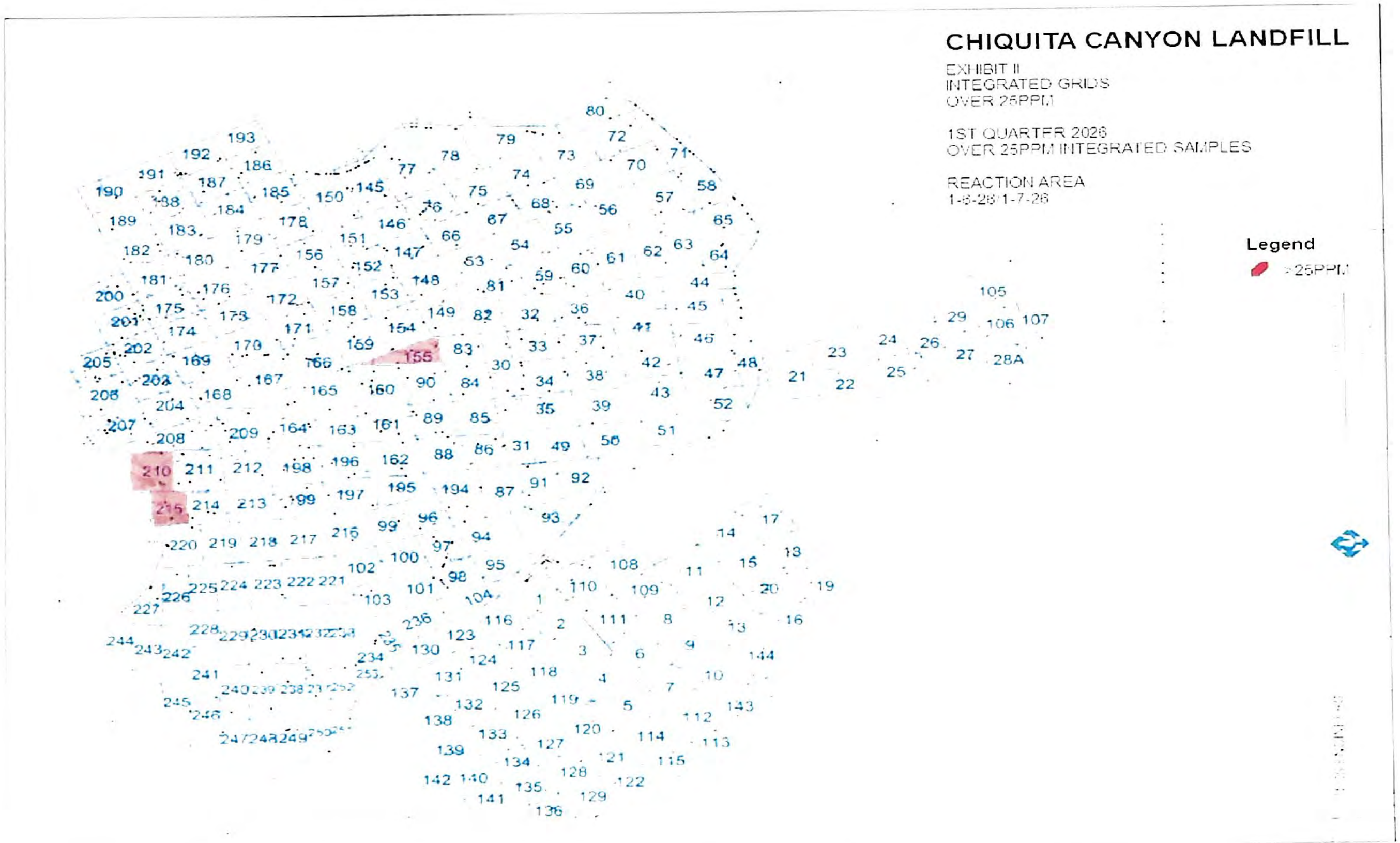
CHIQUITA CANYON LANDFILL
EXHIBIT II
INTEGRATED GRIDS
OVER 25PPM
1ST QUARTER 2026
OVER 25PPM INTEGRATED SAMPLES
REACTION AREA
1-6-26/1-7-26
Legend
>25PPM

**EXIBIT II**

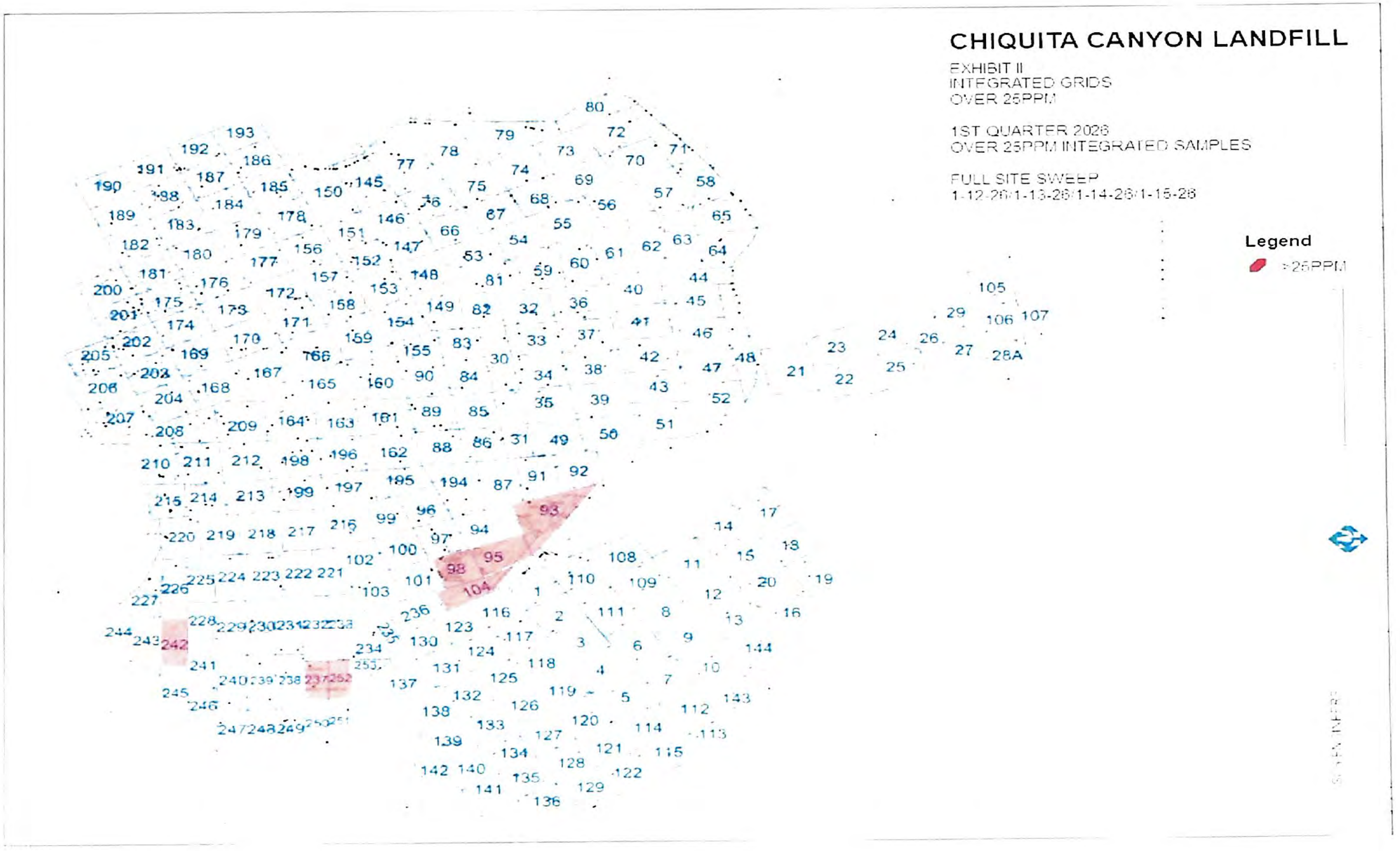
CHIQUITA CANYON LANDFILL
EXHIBIT II
INTEGRATED GRIDS
OVER 25PPM
1ST QUARTER 2026
OVER 25PPM INTEGRATED SAMPLES
FULL SITE SWEEP
1-12-26/1-13-26/1-14-26/1-15-26
Legend
>25PPM
SCALE IN FEET

**EXIBIT II**

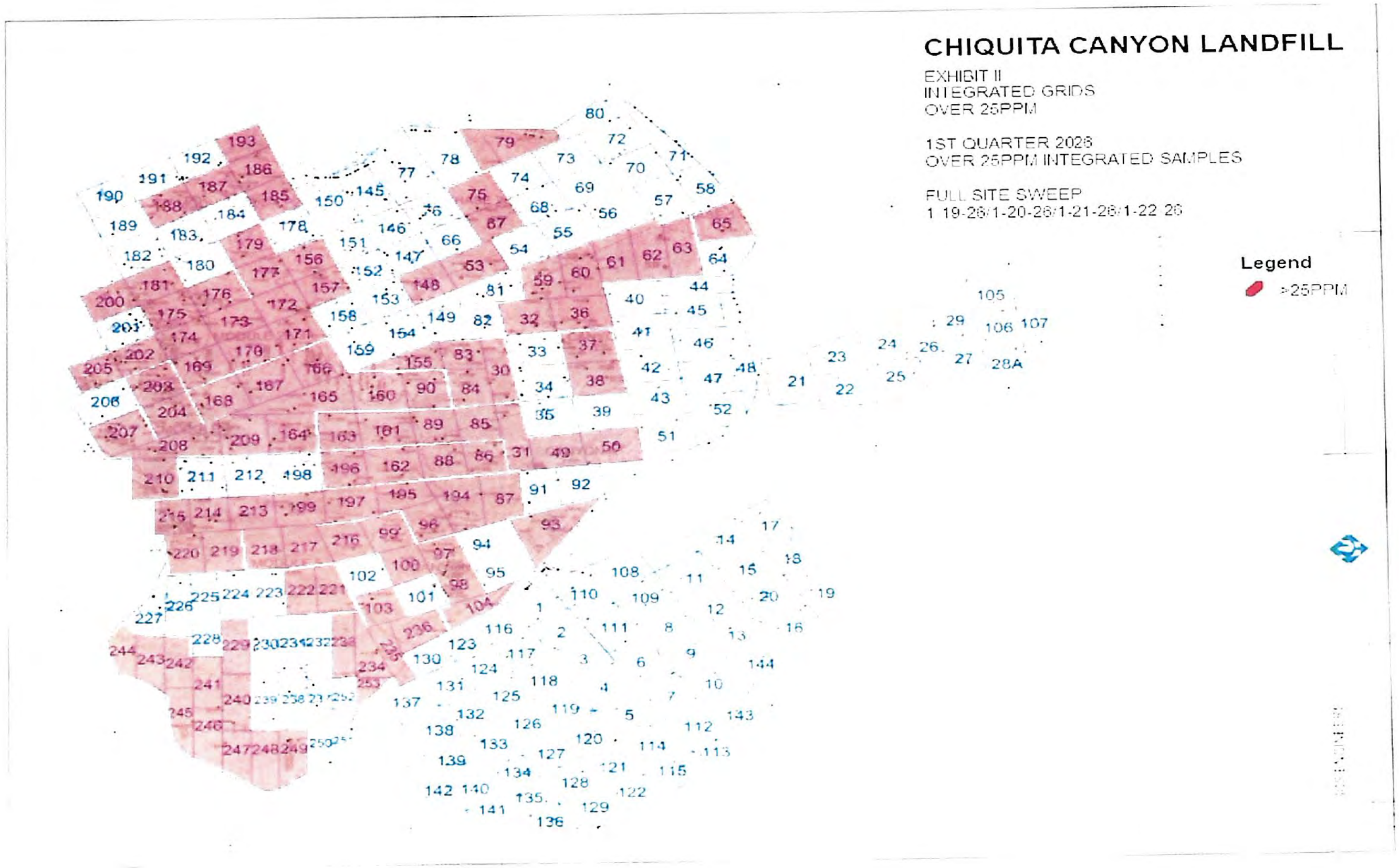
CHIQUITA CANYON LANDFILL
EXHIBIT II
INTEGRATED GRIDS
OVER 25PPM
1ST QUARTER 2026
OVER 25PPM INTEGRATED SAMPLES
FULL SITE SWEEP
1 19-26/1-20-26/1-21-26/1-22 26
Legend
>25PPM

**EXIBIT II**

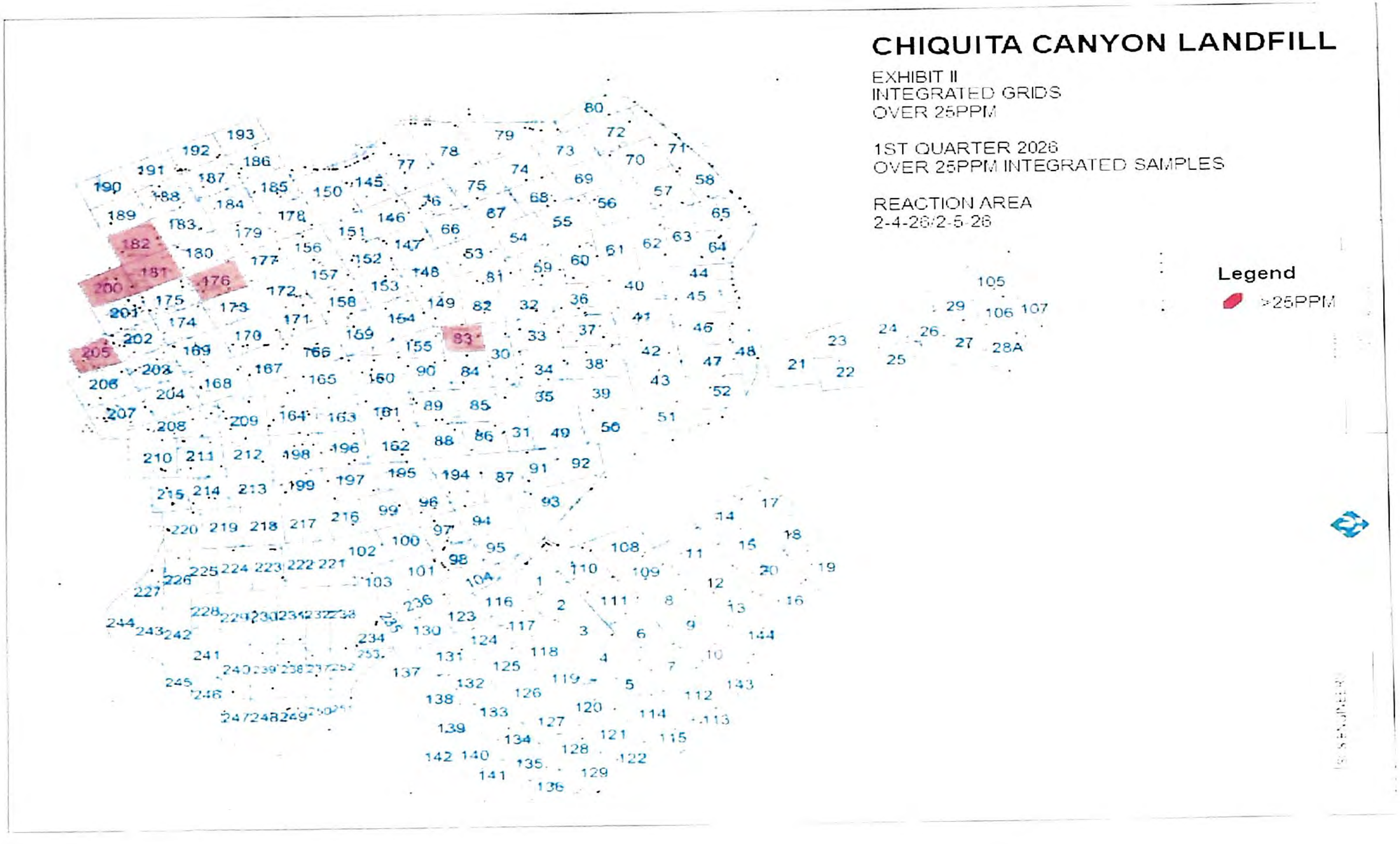
CHIQUITA CANYON LANDFILL
EXHIBIT II
INTEGRATED GRIDS
OVER 25PPM
1ST QUARTER 2026
OVER 25PPM INTEGRATED SAMPLES
REACTION AREA
2-4-26/2-5-26
Legend
>25PPM

**EXIBIT II**

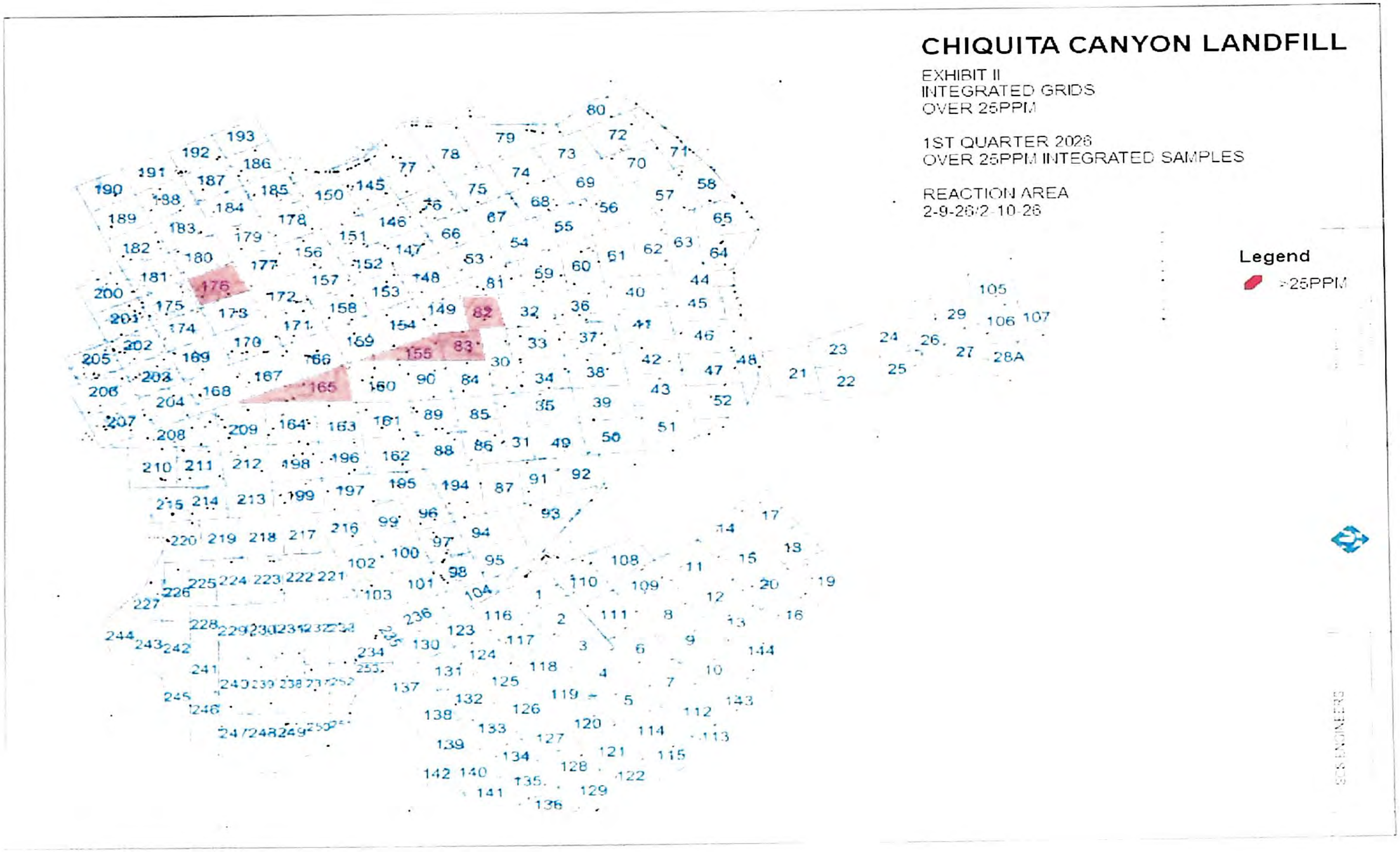
CHIQUITA CANYON LANDFILL
EXHIBIT II
INTEGRATED GRIDS
OVER 25PPM
1ST QUARTER 2026
OVER 25PPM INTEGRATED SAMPLES
REACTION AREA
2-9-26/2-10-26
Legend
>25PPM
SCS ENGINEERS

**EXHIBIT II**

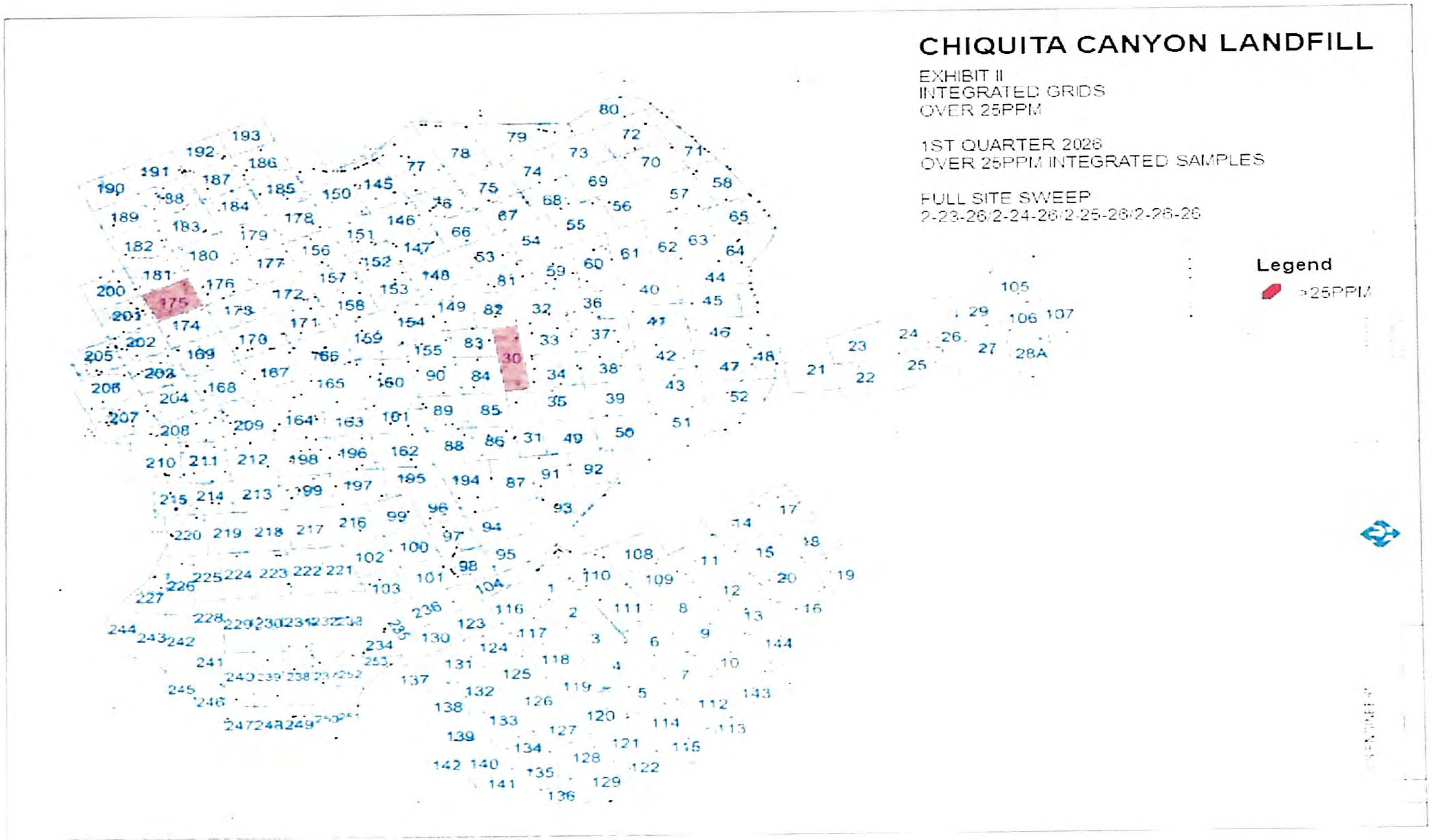
CHIQUITA CANYON LANDFILL
EXHIBIT II
INTEGRATED GRIDS
OVER 25PPM
1ST QUARTER 2026
OVER 25PPM INTEGRATED SAMPLES
FULL SITE SWEEP
2-23-26/2-24-26/2-25-26/2-26-26
Legend
>25PPM

**EXIBIT II**

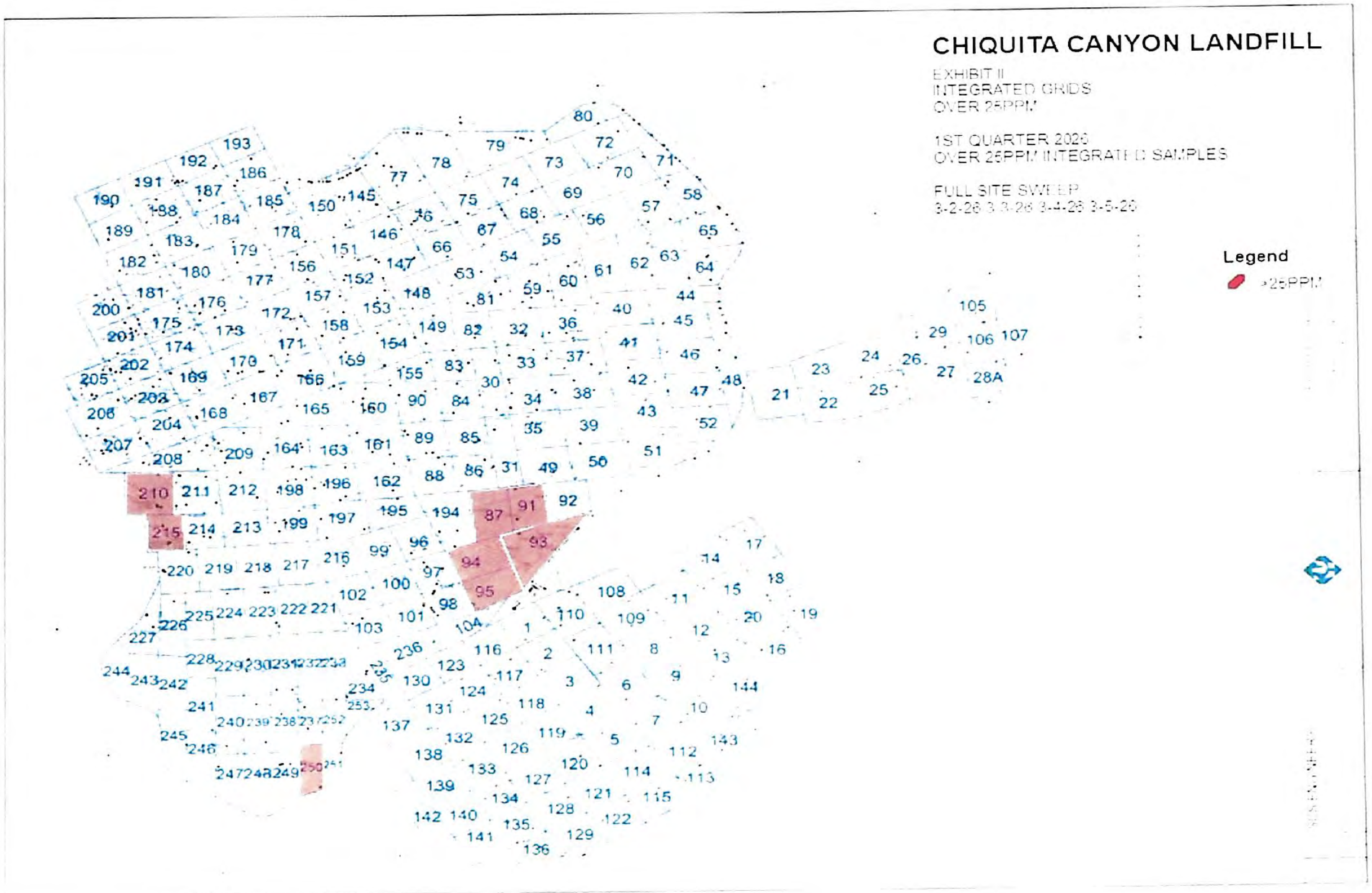
CHIQUITA CANYON LANDFILL
EXHIBIT II
INTEGRATED GRIDS
OVER 25PPM
1ST QUARTER 2026
OVER 25PPM INTEGRATED SAMPLES
FULL SITE SWEEP
3-2-26 3-3-26 3-4-26 3-5-26
Legend
>25PPM

**EXIBIT II**

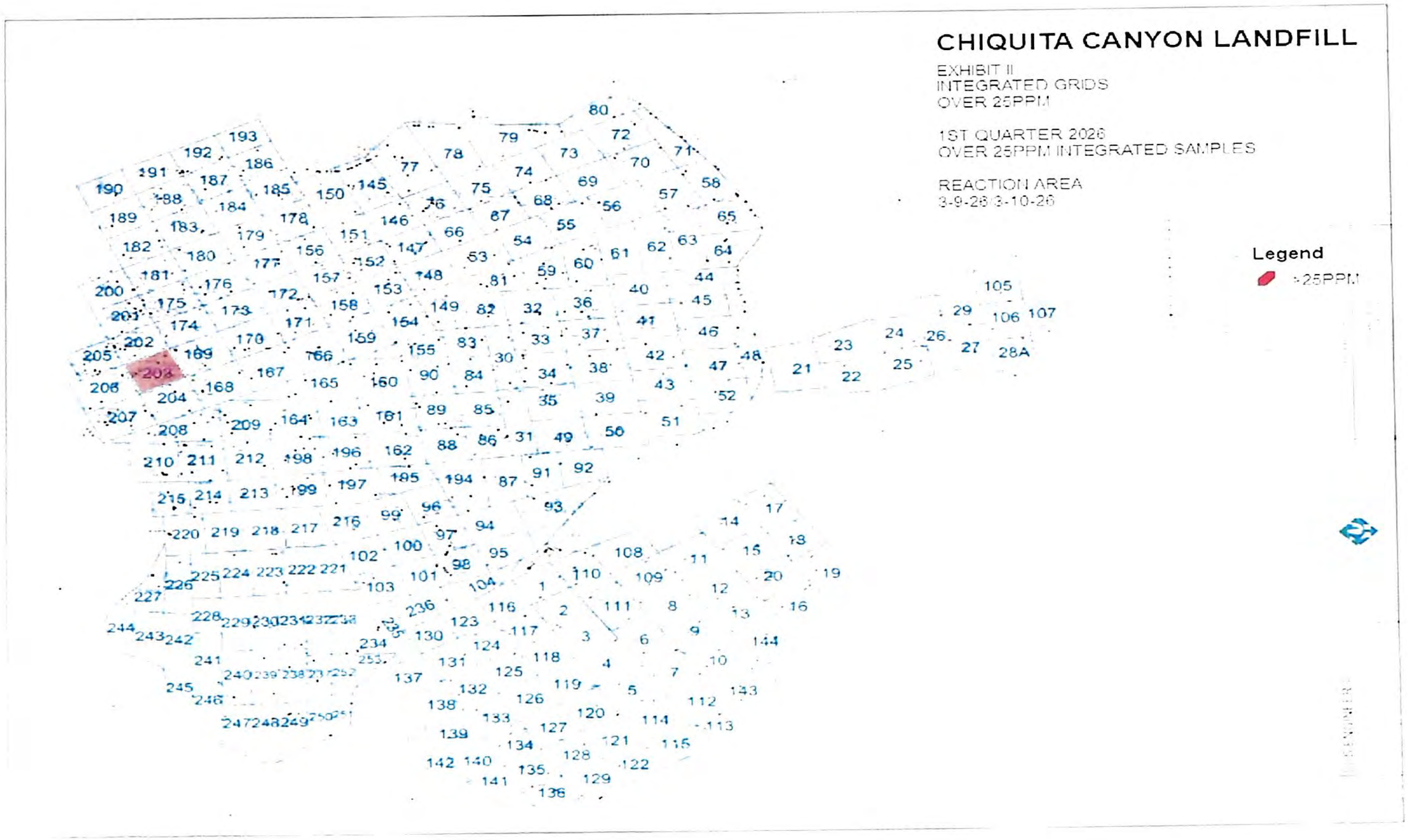
CHIQUITA CANYON LANDFILL
EXHIBIT II
INTEGRATED GRIDS
OVER 25PPM
1ST QUARTER 2026
OVER 25PPM INTEGRATED SAMPLES
REACTION AREA
3-9-26/3-10-26
Legend
>25PPM

**EXIBIT II**

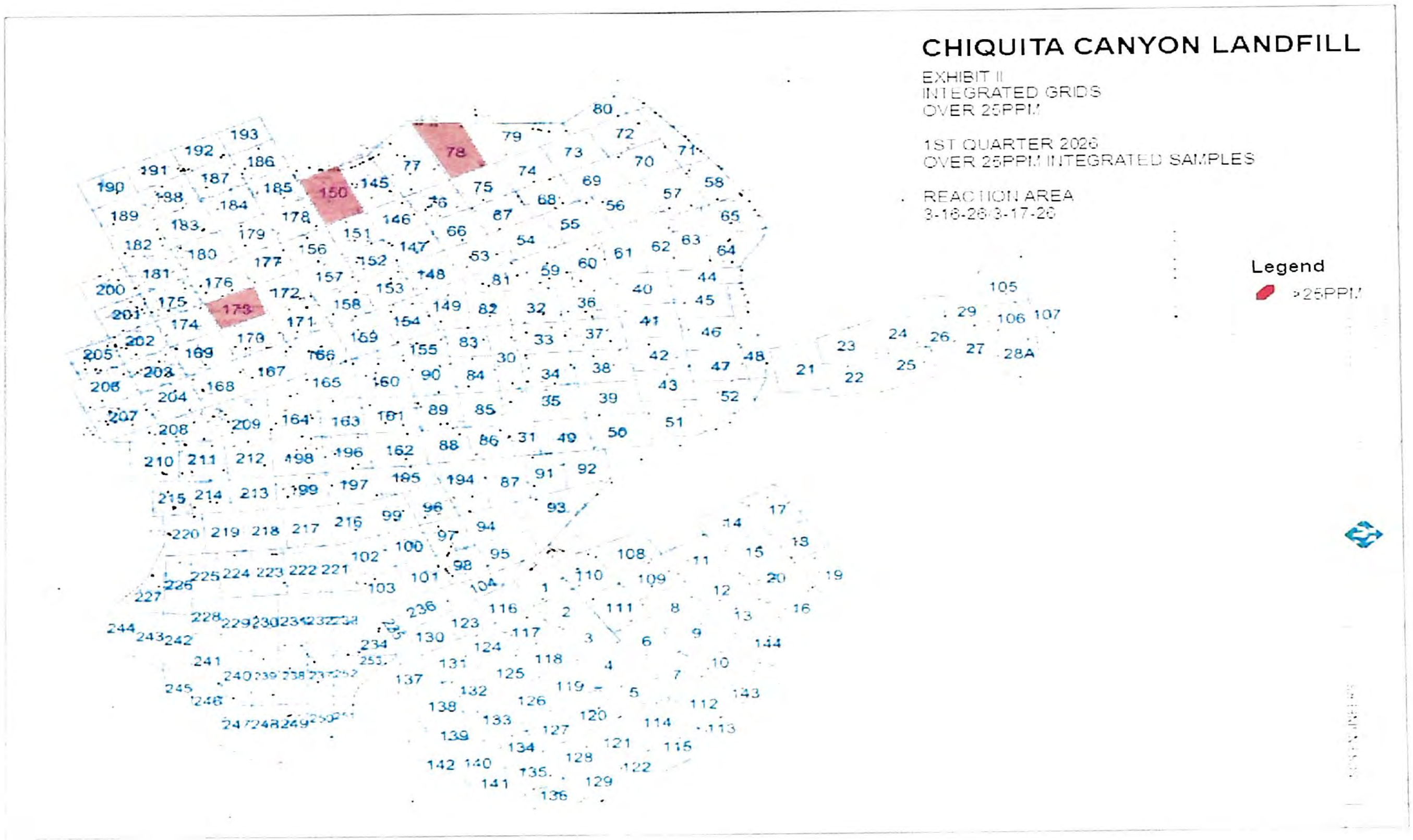
CHIQUITA CANYON LANDFILL
EXHIBIT II
INTEGRATED GRIDS
OVER 25PPM
1ST QUARTER 2020
OVER 25PPM INTEGRATED SAMPLES
REACTION AREA
3-16-20/3-17-20
Legend
>25PPM
78
150
173

# APPENDIX G

## STORMWATER SAMPLE RESULTS

**TABLE G-1**

**STORMWATER MONITORING RESULTS**
**CHIQUITA CANYON LANDFILL**

| Analyte | Units | WDR Benchmark | 11/15/25 (South) | 11/20/25 (South) | 12/24/25 (South) | 1/1/26 (South) | 2/11/26 (South) | 2/16/26 (South) |
|---|---|---|---|---|---|---|---|---|
| BTEX | ug/l | | ND | ND | ND | ND | ND | ND |
| Ammonia as N | mg/l | 19 | 0.12 | 0.98 | 0.30 | 0.33 | 0.076 J | 0.26 |
| Arsenic, Total | mg/l | 0.16854 | 0.0058 | 0.013 | 0.014 | 0.0096 | 0.0076 | 0.0075 |
| Cadmium, Total | mg/l | 0.0159 | ND | 0.00029 J | 0.00056 J | 0.00024 J | ND | ND |
| Chemical Oxygen Demand | mg/l | 120 | 62 | 240 | 110 | 100 | 100 | 72 |
| Chloride, Total | mg/l | 860 | 21 | 75 | 40 | 39 | 45 | 42 |
| Iron, Total | mg/l | 1.0 | 12 | 6.3 | 34 | 10 | 1.5 | 5.7 |
| Lead, Total | mg/l | 0.0816 | 0.0091 | 0.0059 | 0.026 | 0.0093 J | 0.0019 J | 0.0051 |
| Magnesium, Total | mg/l | | 140 | 20 | 24 | 16 | 14 | 12 |
| Mercury, Total | mg/l | 0.0024 | 0.000064 J | ND | 0.00016 J | 0.000079 J | ND | ND |
| NO2+NO3 as N | mg/l | 0.68 | 1.54 | 6.78 | 2.03 | 2.09 | 0.45 | 0.33 |
| Oil & Grease (HEM) | mg/l | 15 | ND | ND | ND | ND | ND | ND |
| pH | Units | 6.0-9.0 | 7.18 | 7.33 | 8.19 | 8.21 | 8.69 | 8.74 |
| Phosphorus, Total | mg/l | 2 | 0.61 | nm | 1.8 | 1.0 | 0.45 | 0.52 |
| Selenium, Total | mg/l | 0.2385 | 0.0020 J | 0.0020 J | 0.0019 J | ND | 0.0047 | 0.0043 |
| Silver, Total | mg/l | 0.0318 | ND | ND | ND | ND | ND | ND |
| Total Suspended Solids | mg/l | 100 | 240 | 110 | 1400 | 250 | 70 | 280 |
| Zinc, Total | mg/l | 0.117 | 0.083 | 0.036 | 0.12 | 0.045 | 0.015 | 0.031 |

Notes: J = trace concentration ND=not detected nm = not measured.

Results exceeding benchmark values are highlighted

Enthalpy Analytical
931 West Barkley Ave
Orange, CA 92868
(714) 771-6900

enthalpy.com

| | | |
|---|---|---|
| Lab Job Number | : | 542490 |
| Report Level | : | II |
| Report Date | : | 10/14/2025 |
| **Revision** | : | **1 (See narrative)** |

**Analytical Report** *prepared for:*

Kate Logan
Waste Connections
Chiquita Canyon Landfill
29201 Henry Mayo Drive
Castaic, CA 91384

Project: CCLF STORMWATER - Chiquita Canyon Stormwater

*Authorized for release by:*



Zach Barker, Project Manager
zach.barker@enthalpy.com

This data package has been reviewed for technical correctness and completeness. Release of this data has been authorized by the Laboratory Manager or the Manager's designee, as verified by the above signature which applies to this PDF file as well as any associated electronic data deliverable files. The results contained in this report meet all requirements of NELAP and pertain only to those samples which were submitted for analysis. This report may be reproduced only in its entirety.

CA ELAP# 1338, CA ELAP #1338-S1, NELAP# 4038, SCAQMD LAP# 18LA0518, LACSD ID# 10105, ORELAP# 4197

ENTHALPY ANALYTICAL

# Sample Summary

| | | |
|---|---|---|
| Kate Logan<br>Waste Connections<br>Chiquita Canyon Landfill<br>29201 Henry Mayo Drive<br>Castaic, CA 91384 | Lab Job #:<br>Project No:<br>Location:<br>Date Received: | 542490<br>CCLF STORMWATER<br>Chiquita Canyon Stormwater<br>09/18/25 |

| Sample ID | Lab ID | Collected | Matrix |
|---|---|---|---|
| SOUTH BASIN - WESTERN INLET | 542490-001 | 09/18/25 08:15 | Water |
| SOUTH BASIN - EASTERN INLET | 542490-002 | 09/18/25 08:45 | Water |
| TRIP BLANK 1 - SAMPLE 1 | 542490-003 | 09/18/25 00:00 | Water |
| TRIP BLANK 2 - SAMPLE 1 | 542490-004 | 09/18/25 00:00 | Water |
| TRIP BLANK 3 SAMPLE 2 | 542490-005 | 09/18/25 00:00 | Water |
| TRIP BLANK 4 - SAMPLE 2 | 542490-006 | 09/18/25 00:00 | Water |

# Case Narrative

| | |
|---|---|
| Waste Connections<br>Chiquita Canyon Landfill<br>29201 Henry Mayo Drive<br>Castaic, CA 91384<br>Kate Logan | Lab Job Number: 542490<br>Project No: CCLF STORMWATER<br>Location: Chiquita Canyon Stormwater<br>Date Received: 09/18/25 |

- This data package contains sample and QC results for two water samples, requested for the above referenced project on 09/18/25. The samples were received in good condition.
- This report was revised on 10/14/25 to include subcontracted 8151 and 8290 data.

**Volatile Organics by GC/MS (EPA 8260B):**

- SOUTH BASIN - WESTERN INLET (lab # 542490-001) and SOUTH BASIN - EASTERN INLET (lab # 542490-002) had pH greater than 2.
- No other analytical problems were encountered.

**Semivolatile Organics by GC/MS (EPA 8270C):**
No analytical problems were encountered.

**Semivolatile Organics by GC/MS (EPA 625.1):**

- Benzoic acid was detected between the MDL and the RL in the method blank for batch 382347; this analyte was not detected in samples at or above the RL.
- No other analytical problems were encountered.

**Semivolatile Organics by GC/MS SIM (EPA 8270C-SIM):**
No analytical problems were encountered.

**Pesticides (EPA 8081A):**
No analytical problems were encountered.

**Total Organic Carbon by IR (SM 5310B):**
No analytical problems were encountered.

**PCBs (EPA 8082):**
No analytical problems were encountered.

**Metals (EPA 200.7, EPA 200.8, and EPA 245.1):**
No analytical problems were encountered.

**Ion Chromatography (EPA 300.0):**
No analytical problems were encountered.

**Conductivity (SM2510B):**
No analytical problems were encountered.

**Total Oil & Grease (HEM) (EPA 1664A):**

- Matrix spikes were not performed for this analysis due to insufficient sample volume.
- No analytical problems were encountered.

**Total Phenolics (EPA 420.1):**
No analytical problems were encountered.

**Alkalinity (SM2320B):**
No analytical problems were encountered.

**Sulfide (SM 4500-S2-D):**
No analytical problems were encountered.

**Total Dissolved Solids (TDS) (SM2540C):**
No analytical problems were encountered.

**Total Suspended Solids (TSS) (SM2540D):**
No analytical problems were encountered.

**Chemical Oxygen Demand (SM5220D):**
No analytical problems were encountered.

**Biochemical Oxygen Demand (SM5210B):**
No analytical problems were encountered.

**Turbidity (SM2130B):**
No analytical problems were encountered.

**Cyanide - Semi-Automated Method (SM 4500-CN-E and SM 4500-CN-E):**
No analytical problems were encountered.

**Coliform - 9221 Tests (SM 9221B and SM 9221F):**
No analytical problems were encountered.

**Ammonia and TKN- Semi-Automated Method (SM 4500-NH3-G):**

- Low recovery was observed for ammonia-N in the MS for batch 382894; the parent sample was not a project sample, the LCS was within limits, and the associated RPD was within limits.
- No other analytical problems were encountered.

**Organophosphorus Pesticides (EPA 8141A):**
Pace Laboratories in Bakersfield, CA performed the analysis (see sublab report section for certifications). Please see the Pace Laboratories case narrative.

**8151A Chlorinated Herbicides (EPA 8151A):**
McCampbell Analytical, Inc. in Pittsburg, CA performed the analysis (NELAP certified). Please see the McCampbell Analytical, Inc. case narrative.

**RSK-175 CO2 (RSK-175):**
McCampbell Analytical, Inc. in Pittsburg, CA performed the analysis (see sublab report section for certifications). Please see the McCampbell Analytical, Inc. case narrative.

**Dioxins & Furans (EPA 8290):**
Enthalpy - El Dorado Hills in El Dorado Hills, CA performed the analysis (see sublab report section for certifications). Please see the Enthalpy - El Dorado Hills case narrative.

**EPA 625.1 (EPA 625.1):**
Pace Analytical - Mt. Juliet in Mt. Juliet, TN performed the analysis (see sublab report section for certifications). Please see the Pace Analytical - Mt. Juliet case narrative.

# ENTHALPY ANALYTICAL

## Chain of Custody Record

Lab No: 542490

Page: 1 of 3

**Turn Around Time (rush by advanced notice only)**

| Standard: | X | 5 Day: | | 3 Day: | |
|---|---|---|---|---|---|
| 2 Day: | | 1 Day: | | Custom TAT: | |


**Enthalpy Analytical - Orange**

931 W. Barkley Avenue, Orange, CA 92868

Phone 714-771-6900


**Matrix:** A = Air S = Soil/Solid W = Water DW = Drinking Wate SD = Sediment PP = Pure Product SEA = Sea Water SW = Swab T = Tissue WP = Wipe O = Other

**Preservatives:** 1 = $Na_2S_2O_3$ 2 = HCl 3 = $HNO_3$ 4 = $H_2SO_4$ 5 = NaOH 6 = Other

**Sample Receipt Temp:** 2.7/2.8 IR11; 3.7/3.8 ice; 3.8/3.9; 3.9/4.0 (lab use only)

| CUSTOMER INFORMATION | | PROJECT INFORMATION | |
|---|---|---|---|
| Company: | Chiquita Canyon, LLC | Name: | SW - Inlets |
| Report To: | Kate Logan | Number: | |
| Email: | kate.logan@wasteconnections.com | P.O. #: | |
| Address: | 29201 Henry Mayo Drive | Address: | 29201 Henry Mayo Drive |
| | Castaic, CA 91384 | | Castaic, CA 91384 |
| Phone: | 682-559-3880 | Global ID: | |
| Fax: | | Sampled By: | CH, DZ |

| | Sample ID | Sampling Date | Sampling Time | Matrix | Container No. / Size | Pres. | 200.7/200.8 Metals (see comments) | 245.1 Mercury | 4500-CN-E Cyanide | 8081 Pesticides / 8082 PCBs | 8141 Organophosphorous Pesticides | 8151 Herbicides | 8260 VOCs | 8260 Acrolein/Acrylonitrile | 8270C | 8290 2,3,7,8-TCDD |
|---|---|---|---|---|---|---|---|---|---|---|---|---|---|---|---|---|
| 1 | South Basin - Western Inlet | 09/18/25 | 0815 | W | 38 | 6,2,4,1 | X | X | X | X | X | X | X | X | X | X |
| 2 | South Basin - Eastern Inlet | 09/18/25 | 0845 | W | 38 | 6,2,4,1 | X | X | X | X | X | X | X | X | X | X |
| 3 | | | | | | | | | | | | | | | | |
| 4 | | | | | | | | | | | | | | | | |
| 5 | | | | | | | | | | | | | | | | |
| 6 | | | | | | | | | | | | | | | | |
| 7 | | | | | | | | | | | | | | | | |
| 8 | | | | | | | | | | | | | | | | |
| 9 | | | | | | | | | | | | | | | | |
| 10 | | | | | | | | | | | | | | | | |

**Analysis Request**

**Test Instructions / Comments**

**200.8 - Ag, As, B, Ba, Be, Cd, Co, Cr, Cu, Ni, Mn, Pb, Sb, Se, Sn, Tl, V, Zn**
**200.7 - Fe, Ca, K, Mg, Na**

**Additional email recipients:**
**matt.breuer@wasteconnections.com**
**stormwater@wasteconnections.com**
**tmb@swteng.com**
**aav@swteng.com**

**Direct invoices to:**
**Maribel Bolanos**
**(661) 257-3665**

Login 542490

| | Signature | Print Name | Company / Title | Date / Time |
|---|---|---|---|---|
| [1] Relinquished By: | Devan Zajac | DEVAN ZAJAC | CTEH | 9-18-25 1515 |
| [1] Received By: | | JKR | EA | 9-18-25 1515 |
| [2] Relinquished By: | | | | |
| [2] Received By: | | | | |
| [3] Relinquished By: | | | | |
| [3] Received By: | | | | |

ENTHALPY ANALYTICAL

# Chain of Custody Record

Lab No: 542490

Page: 2 of 3

**Turn Around Time (rush by advanced notice only)**

| Standard: | X | 5 Day: | | 3 Day: | |
|---|---|---|---|---|---|
| 2 Day: | | 1 Day: | | Custom TAT: | |


**Enthalpy Analytical - Orange**

931 W. Barkley Avenue, Orange, CA 92868

Phone 714-771-6900


**Matrix:** A = Air S = Soil/Solid W = Water DW = Drinking Wate SD = Sediment PP = Pure Product SEA = Sea Water SW = Swab T = Tissue WP = Wipe O = Other

**Preservatives:** 1 = $Na_2S_2O_3$ 2 = HCl 3 = $HNO_3$ 4 = $H_2SO_4$ 5 = NaOH 6 = Other

**Sample Receipt Temp:** (lab use only)

| CUSTOMER INFORMATION | | PROJECT INFORMATION | |
|---|---|---|---|
| Company: | Chiquita Canyon, LLC | Name: | SW - Inlets |
| Report To: | Kate Logan | Number: | |
| Email: | kate.logan@wasteconnections.com | P.O. #: | |
| Address: | 29201 Henry Mayo Drive | Address: | 29201 Henry Mayo Drive |
| | Castaic, CA 91384 | | Castaic, CA 91384 |
| Phone: | 682-559-3880 | Global ID: | |
| Fax: | | Sampled By: | CH, DZ |

| | Sample ID | Sampling Date | Sampling Time | Matrix | Container No. / Size | Pres. | SM4500-S2-D Total Sulfide | 420.1 Total Phenolics | 1664A Oil and Grease | 9221B Tota Coliform | 9221F E. Coli | 300.0 Cl, Br, Fl, NO3, NO2, SO4 | 2540D TSS | 5310B TOC | 8270 SIM 1,4-Dioxane | SM2320B Alkalinity |
|---|---|---|---|---|---|---|---|---|---|---|---|---|---|---|---|---|
| 1 | South Basin - Western Inlet | 09/18/25 | 0815 | W | 38 | 6,2,4,1 | X | X | X | X | X | X | X | X | X | X |
| 2 | South Basin - Eastern Inlet | 09/18/25 | 0845 | W | 38 | 6,2,4,1 | X | X | X | X | X | X | X | X | X | X |
| 3 | | | | | | | | | | | | | | | | |
| 4 | | | | | | | | | | | | | | | | |
| 5 | | | | | | | | | | | | | | | | |
| 6 | | | | | | | | | | | | | | | | |
| 7 | | | | | | | | | | | | | | | | |
| 8 | | | | | | | | | | | | | | | | |
| 9 | | | | | | | | | | | | | | | | |
| 10 | | | | | | | | | | | | | | | | |

**Analysis Request**

**Test Instructions / Comments**

**Additional email recipients:**
**matt.breuer@wasteconnections.com**
**stormwater@wasteconnections.com**
**tmb@swteng.com**
**aav@swteng.com**

**Direct invoices to:**
**Maribel Bolanos**
**(661) 257-3665**

| | Signature | Print Name | Company / Title | Date / Time |
|---|---|---|---|---|
| [1] Relinquished By: | Devan Zajac | Devan Zajac | CTEH | 9-18-25 1515 |
| [1] Received By: | | JXR | EA | 9-18-25 1515 |
| [2] Relinquished By: | | | | |
| [2] Received By: | | | | |
| [3] Relinquished By: | | | | |
| [3] Received By: | | | | |

# ENTHALPY ANALYTICAL

## Chain of Custody Record

Lab No: 542490

Page: 3 of 3

**Turn Around Time (rush by advanced notice only)**

| Standard: | X | 5 Day: | | 3 Day: | |
|---|---|---|---|---|---|
| 2 Day: | | 1 Day: | | Custom TAT: | |


**Enthalpy Analytical - Orange**

931 W. Barkley Avenue, Orange, CA 92868

Phone 714-771-6900


**Matrix:** A = Air S = Soil/Solid W = Water DW = Drinking Wate SD = Sediment PP = Pure Product SEA = Sea Water SW = Swab T = Tissue WP = Wipe O = Other

**Preservatives:** 1 = $Na_2S_2O_3$ 2 = HCl 3 = $HNO_3$ 4 = $H_2SO_4$ 5 = NaOH 6 = Other

**Sample Receipt Temp:** (lab use only)

| CUSTOMER INFORMATION | | PROJECT INFORMATION | |
|---|---|---|---|
| Company: | Chiquita Canyon, LLC | Name: | SW - Inlets |
| Report To: | Kate Logan | Number: | |
| Email: | kate.logan@wasteconnections.com | P.O. #: | |
| Address: | 29201 Henry Mayo Drive | Address: | 29201 Henry Mayo Drive |
| | Castaic, CA 91384 | | Castaic, CA 91384 |
| Phone: | 682-559-3880 | Global ID: | |
| Fax: | | Sampled By: | CH, DZ |

| | Sample ID | Sampling Date | Sampling Time | Matrix | Container No. / Size | Pres. | SM5220D Chemical Oxygen Demand | SM2510B Specific Conductance | RSK-175 Carbon Dioxide | 2540E TDS | SM2130B Turbidity | 350.1 Ammonia | 625.1 - See Comments | 625.1 Alpha-Terpineol | SM5210B BOD | |
|---|---|---|---|---|---|---|---|---|---|---|---|---|---|---|---|---|
| 1 | South Basin - Western Inlet | 09/18/25 | 0815 | W | 38 | 6,2,4,1 | X | X | X | X | X | X | X | X | X | |
| 2 | South Basin - Eastern Inlet | 09/18/25 | 0845 | W | 38 | 6,2,4,1 | X | X | X | X | X | X | X | X | X | |
| 3 | | | | | | | | | | | | | | | | |
| 4 | | | | | | | | | | | | | | | | |
| 5 | | | | | | | | | | | | | | | | |
| 6 | | | | | | | | | | | | | | | | |
| 7 | | | | | | | | | | | | | | | | |
| 8 | | | | | | | | | | | | | | | | |
| 9 | | | | | | | | | | | | | | | | |
| 10 | | | | | | | | | | | | | | | | |

**Analysis Request**

**Test Instructions / Comments**

**625.1 - Benzoic Acid, Pyridine, Phenol, 2-methylphenol, 3,4-methylphenol, Cresol, Naphthalene, alpha-terpineol**

**Additional email recipients:**
**matt.breuer@wasteconnections.com**
**stormwater@wasteconnections.com**
**tmb@swteng.com**
**aav@swteng.com**

**Direct invoices to:**
**Maribel Bolanos**
**(661) 257-3665**

| | Signature | Print Name | Company / Title | Date / Time |
|---|---|---|---|---|
| [1] Relinquished By: | Devan Zajac | Devan Zajac | CTEH | 9-18-25 1515 |
| [1] Received By: | | JKR | QA | 9-18-25 1515 |
| [2] Relinquished By: | | | | |
| [2] Received By: | | | | |
| [3] Relinquished By: | | | | |
| [3] Received By: | | | | |

# SAMPLE RECEIPT CHECKLIST

**Section 1: General Info**

Date Received: 9/18/25 WO# 542490 Client: Waste Connections

**Section 2: Shipping / Custody** **Are custody seals present?** ☐ Yes ☒ No

Custody seals intact on arrival? ■ N/A ☐ Yes ☐ No ☐ On cooler / box ☐ On samples

☐ Courier ☐ Walk-In ☐ Field Sampling ☐ Shipping Info: _____

**Section 3a: Condition / Packaging** ☐ **Outside 0.0 - 6.0°C (0.0 - 10.0°C for microbiology) (PM notified)**

Date Opened 9/18/25 By (initials) JXR Type of ice used: ☐ Wet ☐ Blue/Gel ☐ None

■ Samples received on ice directly from the field; cooling process had begun. (if checked, skip temperatures)

☐ Sample matrix doesn't require cooling (e.g. air, bulk PCB). (if checked, skip temperatures)

If no cooler: Observed/Adjusted Temp (°C): _____/_____ Thermometer/IR Gun: IR 11 CF: +0.1

Cooler Temp (°C) #1: 2.7 / 2.8 #2: 3.7 / 3.8 #3: 3.8 / 3.9 #4: 3.9 / 4.0 #5: ____/____ #6: ____/____

**Section 3b: Microbiology Samples** ☐ **No microbiology samples submitted (skip 3b)**

■ Within temp range 0.0 - 10.0°C or received on ice directly from field.

■ Adequate headspace for microbiology analysis.

**Section 3c: Air Samples** ■ **No air samples submitted (skip 3c)**

☐ 1.4L Canisters ☐ 6L Canisters ☐ Tedlar Bags ☐ MCE Cassettes ☐ Sorbent Tubes ☐ Other _____

| Section 4: Containers / Labels / Samples | YES | NO | N/A |
|---|---|---|---|
| 1) Were custody papers present, filled properly, and legible? | X | | |
| 2) Is the sampler's name present on the CoC? | X | | |
| 3) Were containers received in good condition (unbroken / unopened / uncompromised)? (1) | ~~X~~ | X | |
| 4) Were the samples bagged? (required for microbiology samples; recommended for soil samples) | X | | |
| 5) Were all of, and only, the correct samples received? (1) | ~~X~~ | X | |
| 6) Are sample labels present, legible, and in agreement with the CoC? | X | | |
| 7) Does the container count match the CoC? | X | | |
| 8) Was sufficient sample volume / mass received for the analyses requested? | X | | |
| 9) Were samples received in proper containers for the analyses requested? | X | | |
| 10) Were samples received with > 1/2 holding time remaining? | | X | |
| 11) Are samples properly preserved as indicated by CoC / labels? | X | | |
| 12) Unpreserved VOAs received - If necessary, was the hold time changed in LIMS? | | X | |
| 13) Are VOA vials free from headspace/bubbles > 6mm? (1) | ~~X~~ | X | |

**Section 5: Explanations / Comments**

(If no comments are made, then no discrepancies noted.)

4.5: Received 4x sets of trip blanks (1 per cooler) that were not on the COC.

4.10: Received Micro tests with 1hr for -001 and 1.5hrs for -002 hold time remaining.

4.3: -004: Trip Blank 2 - Sample 1: 2 of 2 vials received with broken caps, vials are empty.

4.13: Headspace > 6mm present in: -003: 1 of 2 vials.
-005: 1 of 2 vials.

☐ **No additional discrepancies**

**Date Logged** 9/18/25 **By (print)** ABD **(sign)** AdDJ

**Date Labeled** 9/18/25 **By (print)** GCK **(sign)** AdDJ for GCK

Enthalpy Analytical

(1) ABD 9/18/25

J-0006, Rev 2: Form Version 16.3 020625

ENTHALPY ANALYTICAL

# Analysis Results for 542490

Kate Logan
Waste Connections
Chiquita Canyon Landfill
29201 Henry Mayo Drive
Castaic, CA 91384

Lab Job #: 542490
Project No: CCLF STORMWATER
Location: Chiquita Canyon Stormwater
Date Received: 09/18/25

**Sample ID:** SOUTH BASIN - WESTERN INLET | **Lab ID:** 542490-001 | **Matrix:** Water | **Collected:** 09/18/25 08:15

| 542490-001 Analyte | Result | Qual | Units | RL | MDL | DF | Batch | Prepared | Analyzed | Chemist |
|---|---|---|---|---|---|---|---|---|---|---|
| Method: EPA 1664A<br>Prep Method: METHOD | | | | | | | | | | |
| Total Oil and Grease | ND | | mg/L | 4.9 | 0.95 | 0.98 | 383073 | 09/28/25 | 09/29/25 | JAG |
| Method: EPA 200.7<br>Prep Method: EPA 3015A | | | | | | | | | | |
| Calcium | **31** | | mg/L | 1.0 | 0.57 | 1 | 382392 | 09/19/25 | 09/19/25 | KAM |
| Iron | **0.78** | | mg/L | 0.10 | 0.041 | 1 | 382392 | 09/19/25 | 09/19/25 | KAM |
| Magnesium | **3.5** | | mg/L | 0.10 | 0.025 | 1 | 382392 | 09/19/25 | 09/19/25 | KAM |
| Potassium | **4.9** | | mg/L | 0.50 | 0.42 | 1 | 382392 | 09/19/25 | 09/19/25 | KAM |
| Sodium | **17** | | mg/L | 0.50 | 0.34 | 1 | 382392 | 09/19/25 | 09/19/25 | KAM |
| Method: EPA 200.8<br>Prep Method: EPA 3015A | | | | | | | | | | |
| Antimony | **1.7** | J | ug/L | 2.0 | 0.31 | 1 | 382402 | 09/19/25 | 09/19/25 | KAM |
| Arsenic | **4.9** | | ug/L | 2.0 | 0.22 | 1 | 382402 | 09/19/25 | 09/19/25 | KAM |
| Barium | **21** | | ug/L | 5.0 | 0.46 | 1 | 382402 | 09/19/25 | 09/19/25 | KAM |
| Beryllium | ND | | ug/L | 1.0 | 0.076 | 1 | 382402 | 09/19/25 | 09/19/25 | KAM |
| Boron | **140** | | ug/L | 100 | 56 | 10 | 382402 | 09/19/25 | 09/19/25 | KAM |
| Cadmium | ND | | ug/L | 1.0 | 0.26 | 1 | 382402 | 09/19/25 | 09/19/25 | KAM |
| Chromium | **2.7** | J | ug/L | 5.0 | 0.34 | 1 | 382402 | 09/19/25 | 09/19/25 | KAM |
| Cobalt | **1.3** | | ug/L | 1.0 | 0.074 | 1 | 382402 | 09/19/25 | 09/19/25 | KAM |
| Copper | **9.3** | | ug/L | 5.0 | 2.0 | 1 | 382402 | 09/19/25 | 09/19/25 | KAM |
| Lead | **0.93** | J | ug/L | 5.0 | 0.16 | 1 | 382402 | 09/19/25 | 09/19/25 | KAM |
| Manganese | **49** | | ug/L | 10 | 4.3 | 1 | 382402 | 09/19/25 | 09/19/25 | KAM |
| Nickel | **4.2** | J | ug/L | 5.0 | 0.84 | 1 | 382402 | 09/19/25 | 09/19/25 | KAM |
| Selenium | ND | | ug/L | 10 | 5.0 | 1 | 382402 | 09/19/25 | 09/22/25 | KAM |
| Silver | ND | | ug/L | 5.0 | 0.51 | 1 | 382402 | 09/19/25 | 09/19/25 | KAM |
| Thallium | ND | | ug/L | 1.0 | 0.19 | 1 | 382402 | 09/19/25 | 09/19/25 | KAM |
| Tin | ND | | ug/L | 5.0 | 0.49 | 1 | 382402 | 09/19/25 | 09/19/25 | KAM |
| Vanadium | **6.9** | | ug/L | 5.0 | 0.36 | 1 | 382402 | 09/19/25 | 09/19/25 | KAM |
| Zinc | **9.2** | J | ug/L | 10 | 7.4 | 1 | 382402 | 09/19/25 | 09/19/25 | KAM |
| Method: EPA 245.1<br>Prep Method: EPA 245.1 | | | | | | | | | | |
| Mercury | **0.21** | J | ug/L | 0.40 | 0.032 | 1 | 382351 | 09/19/25 | 09/19/25 | MLL |
| Method: EPA 300.0<br>Prep Method: METHOD | | | | | | | | | | |
| Fluoride | ND | | mg/L | 0.20 | 0.073 | 1 | 382322 | 09/18/25 20:30 | 09/19/25 06:49 | KUM |
| Chloride | **11** | | mg/L | 1.0 | 0.27 | 1 | 382322 | 09/18/25 20:30 | 09/19/25 06:49 | KUM |
| Nitrogen, Nitrite | **0.03** | J | mg/L | 0.10 | 0.02 | 1 | 382322 | 09/18/25 20:30 | 09/19/25 06:49 | KUM |



Results for any subcontracted analyses are not included in this section.

ENTHALPY ANALYTICAL

# Analysis Results for 542490

| 542490-001 Analyte | Result | Qual | Units | RL | MDL | DF | Batch | Prepared | Analyzed | Chemist |
|---|---|---|---|---|---|---|---|---|---|---|
| Bromide | **0.070** | J | mg/L | 0.30 | 0.060 | 1 | 382322 | 09/18/25 20:30 | 09/19/25 06:49 | KUM |
| Nitrogen, Nitrate | **3.6** | | mg/L | 0.10 | 0.05 | 1 | 382322 | 09/18/25 20:30 | 09/19/25 06:49 | KUM |
| Sulfate | **43** | | mg/L | 1.0 | 0.18 | 1 | 382322 | 09/18/25 20:30 | 09/19/25 06:49 | KUM |
| Method: EPA 350.1<br>Prep Method: METHOD | | | | | | | | | | |
| Ammonia-N | **1.8** | | mg/L | 0.10 | 0.050 | 1 | 382894 | 09/25/25 | 09/29/25 | JAK |
| Method: EPA 420.1<br>Prep Method: METHOD | | | | | | | | | | |
| Total Phenolics | **0.043** | | mg/L | 0.010 | 0.0047 | 1 | 382769 | 09/24/25 | 09/24/25 | LVL |
| Method: EPA 625.1<br>Prep Method: EPA 3510C | | | | | | | | | | |
| Pyridine | ND | | ug/L | 9.4 | 1.6 | 0.94 | 382347 | 09/19/25 | 09/20/25 | ZFA |
| Phenol | **1.7** | J | ug/L | 9.4 | 1.6 | 0.94 | 382347 | 09/19/25 | 09/20/25 | ZFA |
| 2-Methylphenol | ND | | ug/L | 9.4 | 3.1 | 0.94 | 382347 | 09/19/25 | 09/20/25 | ZFA |
| 3-,4-Methylphenol | ND | | ug/L | 9.4 | 2.9 | 0.94 | 382347 | 09/19/25 | 09/20/25 | ZFA |
| Benzoic acid | **38** | B,J | ug/L | 47 | 7.2 | 0.94 | 382347 | 09/19/25 | 09/20/25 | ZFA |
| Naphthalene | ND | | ug/L | 9.4 | 3.6 | 0.94 | 382347 | 09/19/25 | 09/20/25 | ZFA |
| Cresol | ND | | ug/L | 9.4 | | 0.94 | 382347 | 09/19/25 | 09/20/25 | ZFA |
| Method: EPA 8081A<br>Prep Method: EPA 3510C | | | | | | | | | | |
| alpha-BHC | ND | | ug/L | 0.05 | 0.01 | 1.1 | 382462 | 09/20/25 | 09/21/25 | MES |
| beta-BHC | ND | | ug/L | 0.05 | 0.01 | 1.1 | 382462 | 09/20/25 | 09/21/25 | MES |
| gamma-BHC | ND | | ug/L | 0.05 | 0.009 | 1.1 | 382462 | 09/20/25 | 09/21/25 | MES |
| delta-BHC | ND | | ug/L | 0.05 | 0.01 | 1.1 | 382462 | 09/20/25 | 09/21/25 | MES |
| Heptachlor | ND | | ug/L | 0.05 | 0.01 | 1.1 | 382462 | 09/20/25 | 09/21/25 | MES |
| Aldrin | ND | | ug/L | 0.05 | 0.01 | 1.1 | 382462 | 09/20/25 | 09/21/25 | MES |
| Heptachlor epoxide | ND | | ug/L | 0.05 | 0.01 | 1.1 | 382462 | 09/20/25 | 09/21/25 | MES |
| Endosulfan I | ND | | ug/L | 0.05 | 0.01 | 1.1 | 382462 | 09/20/25 | 09/21/25 | MES |
| Dieldrin | ND | | ug/L | 0.1 | 0.01 | 1.1 | 382462 | 09/20/25 | 09/21/25 | MES |
| 4,4'-DDE | ND | | ug/L | 0.1 | 0.01 | 1.1 | 382462 | 09/20/25 | 09/21/25 | MES |
| Endrin | ND | | ug/L | 0.1 | 0.01 | 1.1 | 382462 | 09/20/25 | 09/21/25 | MES |
| Endosulfan II | ND | | ug/L | 0.1 | 0.02 | 1.1 | 382462 | 09/20/25 | 09/21/25 | MES |
| Endosulfan sulfate | ND | | ug/L | 0.1 | 0.01 | 1.1 | 382462 | 09/20/25 | 09/21/25 | MES |
| 4,4'-DDD | **0.02** | #,C,J | ug/L | 0.1 | 0.01 | 1.1 | 382462 | 09/20/25 | 09/21/25 | MES |
| Endrin aldehyde | ND | | ug/L | 0.1 | 0.02 | 1.1 | 382462 | 09/20/25 | 09/21/25 | MES |
| Endrin ketone | ND | | ug/L | 0.1 | 0.02 | 1.1 | 382462 | 09/20/25 | 09/21/25 | MES |
| 4,4'-DDT | ND | | ug/L | 0.1 | 0.04 | 1.1 | 382462 | 09/20/25 | 09/21/25 | MES |
| Methoxychlor | ND | | ug/L | 0.1 | 0.03 | 1.1 | 382462 | 09/20/25 | 09/21/25 | MES |
| Toxaphene | ND | | ug/L | 2.1 | 0.5 | 1.1 | 382462 | 09/20/25 | 09/21/25 | MES |
| Chlordane (Technical) | ND | | ug/L | 1.1 | 0.2 | 1.1 | 382462 | 09/20/25 | 09/21/25 | MES |
| **Surrogates** | | | | **Limits** | | | | | | |
| TCMX | 58% | | %REC | 29-120 | | 1.1 | 382462 | 09/20/25 | 09/21/25 | MES |
| Decachlorobiphenyl | 62% | | %REC | 33-132 | | 1.1 | 382462 | 09/20/25 | 09/21/25 | MES |
| Method: EPA 8082<br>Prep Method: EPA 3510C | | | | | | | | | | |
| Aroclor-1016 | ND | | ug/L | 0.53 | 0.32 | 1.1 | 382462 | 09/20/25 | 09/21/25 | MES |
| Aroclor-1221 | ND | | ug/L | 0.53 | 0.49 | 1.1 | 382462 | 09/20/25 | 09/21/25 | MES |
| Aroclor-1232 | ND | | ug/L | 0.53 | 0.28 | 1.1 | 382462 | 09/20/25 | 09/21/25 | MES |
| Aroclor-1242 | ND | | ug/L | 0.53 | 0.30 | 1.1 | 382462 | 09/20/25 | 09/21/25 | MES |



Results for any subcontracted analyses are not included in this section.

ENTHALPY ANALYTICAL

# Analysis Results for 542490

| 542490-001 Analyte | Result | Qual | Units | RL | MDL | DF | Batch | Prepared | Analyzed | Chemist |
|---|---|---|---|---|---|---|---|---|---|---|
| Aroclor-1248 | ND | | ug/L | 0.53 | 0.25 | 1.1 | 382462 | 09/20/25 | 09/21/25 | MES |
| Aroclor-1254 | ND | | ug/L | 0.53 | 0.28 | 1.1 | 382462 | 09/20/25 | 09/21/25 | MES |
| Aroclor-1260 | ND | | ug/L | 0.53 | 0.34 | 1.1 | 382462 | 09/20/25 | 09/21/25 | MES |
| Aroclor-1262 | ND | | ug/L | 0.53 | 0.31 | 1.1 | 382462 | 09/20/25 | 09/21/25 | MES |
| Aroclor-1268 | ND | | ug/L | 0.53 | 0.27 | 1.1 | 382462 | 09/20/25 | 09/21/25 | MES |
| **Surrogates** | | | | **Limits** | | | | | | |
| Decachlorobiphenyl (PCB) | 66% | | %REC | 28-138 | | 1.1 | 382462 | 09/20/25 | 09/21/25 | MES |
| Method: EPA 8260B<br>Prep Method: EPA 5030B | | | | | | | | | | |
| Carbon Disulfide | ND | | ug/L | 5.0 | 0.1 | 1 | 382436 | 09/20/25 | 09/20/25 | LYZ |
| Chloroprene | ND | | ug/L | 200 | 2.7 | 1 | 382436 | 09/20/25 | 09/20/25 | LYZ |
| 3-Chloropropene | ND | | ug/L | 5.0 | 0.2 | 1 | 382436 | 09/20/25 | 09/20/25 | LYZ |
| Ethyl methacrylate | ND | | ug/L | 50 | 3.9 | 1 | 382436 | 09/20/25 | 09/20/25 | LYZ |
| Ethanol | ND | | ug/L | 500 | 160 | 1 | 382436 | 09/20/25 | 09/20/25 | LYZ |
| 2-Hexanone | ND | | ug/L | 5.0 | 1.3 | 1 | 382436 | 09/20/25 | 09/20/25 | LYZ |
| Isopropanol (IPA) | ND | | ug/L | 200 | 96 | 1 | 382436 | 09/20/25 | 09/20/25 | LYZ |
| Methyl acrylonitrile | ND | | ug/L | 35 | 4.2 | 1 | 382436 | 09/20/25 | 09/20/25 | LYZ |
| Vinyl Acetate | ND | | ug/L | 50 | 3.2 | 1 | 382436 | 09/20/25 | 09/20/25 | LYZ |
| Acrolein | ND | | ug/L | 200 | 2.6 | 1 | 382436 | 09/20/25 | 09/20/25 | LYZ |
| Acrylonitrile | ND | | ug/L | 10 | 0.7 | 1 | 382436 | 09/20/25 | 09/20/25 | LYZ |
| Freon 12 | ND | | ug/L | 5.0 | 0.2 | 1 | 382436 | 09/20/25 | 09/20/25 | LYZ |
| Chloromethane | ND | | ug/L | 5.0 | 0.09 | 1 | 382436 | 09/20/25 | 09/20/25 | LYZ |
| Vinyl Chloride | ND | | ug/L | 5.0 | 0.1 | 1 | 382436 | 09/20/25 | 09/20/25 | LYZ |
| Bromomethane | ND | | ug/L | 5.0 | 0.1 | 1 | 382436 | 09/20/25 | 09/20/25 | LYZ |
| Chloroethane | ND | | ug/L | 5.0 | 0.1 | 1 | 382436 | 09/20/25 | 09/20/25 | LYZ |
| Trichlorofluoromethane | ND | | ug/L | 5.0 | 0.1 | 1 | 382436 | 09/20/25 | 09/20/25 | LYZ |
| Iodomethane | ND | | ug/L | 5.0 | | 1 | 382436 | 09/20/25 | 09/20/25 | LYZ |
| Acetone | **29** | J | ug/L | 100 | 14 | 1 | 382436 | 09/20/25 | 09/20/25 | LYZ |
| Freon 113 | ND | | ug/L | 5.0 | 0.1 | 1 | 382436 | 09/20/25 | 09/20/25 | LYZ |
| 1,1-Dichloroethene | ND | | ug/L | 5.0 | 0.1 | 1 | 382436 | 09/20/25 | 09/20/25 | LYZ |
| Methylene Chloride | ND | | ug/L | 10 | 0.2 | 1 | 382436 | 09/20/25 | 09/20/25 | LYZ |
| MTBE | ND | | ug/L | 5.0 | 0.1 | 1 | 382436 | 09/20/25 | 09/20/25 | LYZ |
| trans-1,2-Dichloroethene | ND | | ug/L | 5.0 | 0.1 | 1 | 382436 | 09/20/25 | 09/20/25 | LYZ |
| 1,1-Dichloroethane | ND | | ug/L | 5.0 | 0.09 | 1 | 382436 | 09/20/25 | 09/20/25 | LYZ |
| 2-Butanone | **12** | | ug/L | 10 | 1.3 | 1 | 382436 | 09/20/25 | 09/20/25 | LYZ |
| cis-1,2-Dichloroethene | ND | | ug/L | 5.0 | 0.1 | 1 | 382436 | 09/20/25 | 09/20/25 | LYZ |
| 2,2-Dichloropropane | ND | | ug/L | 5.0 | 0.2 | 1 | 382436 | 09/20/25 | 09/20/25 | LYZ |
| Chloroform | ND | | ug/L | 5.0 | 0.08 | 1 | 382436 | 09/20/25 | 09/20/25 | LYZ |
| Bromochloromethane | ND | | ug/L | 5.0 | 0.1 | 1 | 382436 | 09/20/25 | 09/20/25 | LYZ |
| 1,1,1-Trichloroethane | ND | | ug/L | 5.0 | 0.1 | 1 | 382436 | 09/20/25 | 09/20/25 | LYZ |
| 1,1-Dichloropropene | ND | | ug/L | 5.0 | 0.1 | 1 | 382436 | 09/20/25 | 09/20/25 | LYZ |
| Carbon Tetrachloride | ND | | ug/L | 5.0 | 0.1 | 1 | 382436 | 09/20/25 | 09/20/25 | LYZ |
| 1,2-Dichloroethane | ND | | ug/L | 5.0 | 0.2 | 1 | 382436 | 09/20/25 | 09/20/25 | LYZ |
| Benzene | ND | | ug/L | 1.0 | 0.1 | 1 | 382436 | 09/20/25 | 09/20/25 | LYZ |
| Trichloroethene | ND | | ug/L | 5.0 | 0.1 | 1 | 382436 | 09/20/25 | 09/20/25 | LYZ |
| 1,2-Dichloropropane | ND | | ug/L | 5.0 | 0.09 | 1 | 382436 | 09/20/25 | 09/20/25 | LYZ |
| Bromodichloromethane | ND | | ug/L | 5.0 | 0.07 | 1 | 382436 | 09/20/25 | 09/20/25 | LYZ |
| Dibromomethane | ND | | ug/L | 5.0 | 0.1 | 1 | 382436 | 09/20/25 | 09/20/25 | LYZ |
| 4-Methyl-2-Pentanone | ND | | ug/L | 10 | 1.0 | 1 | 382436 | 09/20/25 | 09/20/25 | LYZ |
| cis-1,3-Dichloropropene | ND | | ug/L | 5.0 | 0.1 | 1 | 382436 | 09/20/25 | 09/20/25 | LYZ |
| Toluene | ND | | ug/L | 5.0 | 0.1 | 1 | 382436 | 09/20/25 | 09/20/25 | LYZ |
| trans-1,3-Dichloropropene | ND | | ug/L | 5.0 | 0.09 | 1 | 382436 | 09/20/25 | 09/20/25 | LYZ |



Results for any subcontracted analyses are not included in this section.

ENTHALPY ANALYTICAL

# Analysis Results for 542490

| 542490-001 Analyte | Result | Qual | Units | RL | MDL | DF | Batch | Prepared | Analyzed | Chemist |
|---|---|---|---|---|---|---|---|---|---|---|
| 1,1,2-Trichloroethane | ND | | ug/L | 5.0 | 0.1 | 1 | 382436 | 09/20/25 | 09/20/25 | LYZ |
| 1,3-Dichloropropane | ND | | ug/L | 5.0 | 0.07 | 1 | 382436 | 09/20/25 | 09/20/25 | LYZ |
| Tetrachloroethene | ND | | ug/L | 5.0 | 0.2 | 1 | 382436 | 09/20/25 | 09/20/25 | LYZ |
| Dibromochloromethane | ND | | ug/L | 5.0 | 0.1 | 1 | 382436 | 09/20/25 | 09/20/25 | LYZ |
| 1,2-Dibromoethane | ND | | ug/L | 5.0 | 0.1 | 1 | 382436 | 09/20/25 | 09/20/25 | LYZ |
| Chlorobenzene | ND | | ug/L | 5.0 | 0.1 | 1 | 382436 | 09/20/25 | 09/20/25 | LYZ |
| 1,1,1,2-Tetrachloroethane | ND | | ug/L | 5.0 | 0.07 | 1 | 382436 | 09/20/25 | 09/20/25 | LYZ |
| Ethylbenzene | ND | | ug/L | 5.0 | 0.1 | 1 | 382436 | 09/20/25 | 09/20/25 | LYZ |
| m,p-Xylenes | ND | | ug/L | 5.0 | 0.2 | 1 | 382436 | 09/20/25 | 09/20/25 | LYZ |
| o-Xylene | ND | | ug/L | 5.0 | 0.1 | 1 | 382436 | 09/20/25 | 09/20/25 | LYZ |
| Styrene | ND | | ug/L | 5.0 | 0.1 | 1 | 382436 | 09/20/25 | 09/20/25 | LYZ |
| Bromoform | ND | | ug/L | 5.0 | 0.06 | 1 | 382436 | 09/20/25 | 09/20/25 | LYZ |
| Isopropylbenzene | ND | | ug/L | 5.0 | 0.1 | 1 | 382436 | 09/20/25 | 09/20/25 | LYZ |
| 1,1,2,2-Tetrachloroethane | ND | | ug/L | 5.0 | 0.1 | 1 | 382436 | 09/20/25 | 09/20/25 | LYZ |
| 1,2,3-Trichloropropane | ND | | ug/L | 5.0 | 0.3 | 1 | 382436 | 09/20/25 | 09/20/25 | LYZ |
| Propylbenzene | ND | | ug/L | 5.0 | 0.1 | 1 | 382436 | 09/20/25 | 09/20/25 | LYZ |
| Bromobenzene | ND | | ug/L | 5.0 | 0.1 | 1 | 382436 | 09/20/25 | 09/20/25 | LYZ |
| 1,3,5-Trimethylbenzene | ND | | ug/L | 5.0 | 0.1 | 1 | 382436 | 09/20/25 | 09/20/25 | LYZ |
| 2-Chlorotoluene | ND | | ug/L | 5.0 | 0.1 | 1 | 382436 | 09/20/25 | 09/20/25 | LYZ |
| 4-Chlorotoluene | ND | | ug/L | 5.0 | 0.2 | 1 | 382436 | 09/20/25 | 09/20/25 | LYZ |
| tert-Butylbenzene | ND | | ug/L | 5.0 | 0.1 | 1 | 382436 | 09/20/25 | 09/20/25 | LYZ |
| 1,2,4-Trimethylbenzene | ND | | ug/L | 5.0 | 0.1 | 1 | 382436 | 09/20/25 | 09/20/25 | LYZ |
| sec-Butylbenzene | ND | | ug/L | 5.0 | 0.2 | 1 | 382436 | 09/20/25 | 09/20/25 | LYZ |
| para-Isopropyl Toluene | ND | | ug/L | 5.0 | 0.2 | 1 | 382436 | 09/20/25 | 09/20/25 | LYZ |
| 1,3-Dichlorobenzene | ND | | ug/L | 5.0 | 0.1 | 1 | 382436 | 09/20/25 | 09/20/25 | LYZ |
| 1,4-Dichlorobenzene | ND | | ug/L | 5.0 | 0.2 | 1 | 382436 | 09/20/25 | 09/20/25 | LYZ |
| n-Butylbenzene | ND | | ug/L | 5.0 | 0.1 | 1 | 382436 | 09/20/25 | 09/20/25 | LYZ |
| 1,2-Dichlorobenzene | ND | | ug/L | 5.0 | 0.1 | 1 | 382436 | 09/20/25 | 09/20/25 | LYZ |
| 1,2-Dibromo-3-Chloropropane | ND | | ug/L | 5.0 | 0.6 | 1 | 382436 | 09/20/25 | 09/20/25 | LYZ |
| 1,2,4-Trichlorobenzene | ND | | ug/L | 5.0 | 0.3 | 1 | 382436 | 09/20/25 | 09/20/25 | LYZ |
| Hexachlorobutadiene | ND | | ug/L | 5.0 | 0.3 | 1 | 382436 | 09/20/25 | 09/20/25 | LYZ |
| 1,2,3-Trichlorobenzene | ND | | ug/L | 5.0 | 0.3 | 1 | 382436 | 09/20/25 | 09/20/25 | LYZ |
| cis-1,4-Dichloro-2-butene | ND | | ug/L | 5.0 | 0.3 | 1 | 382436 | 09/20/25 | 09/20/25 | LYZ |
| trans-1,4-Dichloro-2-butene | ND | | ug/L | 5.0 | 0.3 | 1 | 382436 | 09/20/25 | 09/20/25 | LYZ |
| Xylene (total) | ND | | ug/L | 5.0 | | 1 | 382436 | 09/20/25 | 09/20/25 | LYZ |
| **Surrogates** | | | | **Limits** | | | | | | |
| Dibromofluoromethane | 102% | | %REC | 70-130 | | 1 | 382436 | 09/20/25 | 09/20/25 | LYZ |
| 1,2-Dichloroethane-d4 | 103% | | %REC | 70-130 | | 1 | 382436 | 09/20/25 | 09/20/25 | LYZ |
| Toluene-d8 | 102% | | %REC | 70-130 | | 1 | 382436 | 09/20/25 | 09/20/25 | LYZ |
| Bromofluorobenzene | 95% | | %REC | 70-130 | | 1 | 382436 | 09/20/25 | 09/20/25 | LYZ |
| Method: EPA 8270C-SIM<br>Prep Method: EPA 3535 | | | | | | | | | | |
| 1,4-Dioxane | **12** | | ug/L | 1.0 | 0.87 | 1 | 382415 | 09/19/25 | 09/21/25 | TJW |
| **Surrogates** | | | | **Limits** | | | | | | |
| 1,4-Dioxane-d8 (SUR) | 100% | | %REC | 80-120 | | 1 | 382415 | 09/19/25 | 09/21/25 | TJW |
| Method: EPA 8270C<br>Prep Method: EPA 3510C | | | | | | | | | | |
| Carbazole | ND | | ug/L | 9.4 | 1.8 | 0.94 | 382347 | 09/19/25 | 09/20/25 | ZFA |
| N-Nitrosodimethylamine | ND | | ug/L | 9.4 | 2.6 | 0.94 | 382347 | 09/19/25 | 09/20/25 | ZFA |
| Aniline | ND | | ug/L | 9.4 | 3.0 | 0.94 | 382347 | 09/19/25 | 09/20/25 | ZFA |



Results for any subcontracted analyses are not included in this section.

ENTHALPY ANALYTICAL

# Analysis Results for 542490

| 542490-001 Analyte | Result | Qual | Units | RL | MDL | DF | Batch | Prepared | Analyzed | Chemist |
|---|---|---|---|---|---|---|---|---|---|---|
| bis(2-Chloroethyl)ether | ND | | ug/L | 24 | 3.7 | 0.94 | 382347 | 09/19/25 | 09/20/25 | ZFA |
| 2-Chlorophenol | ND | | ug/L | 9.4 | 3.6 | 0.94 | 382347 | 09/19/25 | 09/20/25 | ZFA |
| 1,3-Dichlorobenzene | ND | | ug/L | 9.4 | 3.8 | 0.94 | 382347 | 09/19/25 | 09/20/25 | ZFA |
| 1,4-Dichlorobenzene | ND | | ug/L | 9.4 | 3.9 | 0.94 | 382347 | 09/19/25 | 09/20/25 | ZFA |
| Benzyl alcohol | ND | | ug/L | 24 | 4.9 | 0.94 | 382347 | 09/19/25 | 09/20/25 | ZFA |
| 1,2-Dichlorobenzene | ND | | ug/L | 9.4 | 3.7 | 0.94 | 382347 | 09/19/25 | 09/20/25 | ZFA |
| bis(2-Chloroisopropyl) ether | ND | | ug/L | 9.4 | 4.1 | 0.94 | 382347 | 09/19/25 | 09/20/25 | ZFA |
| N-Nitroso-di-n-propylamine | ND | | ug/L | 9.4 | 3.9 | 0.94 | 382347 | 09/19/25 | 09/20/25 | ZFA |
| Hexachloroethane | ND | | ug/L | 9.4 | 3.5 | 0.94 | 382347 | 09/19/25 | 09/20/25 | ZFA |
| Nitrobenzene | ND | | ug/L | 24 | 7.9 | 0.94 | 382347 | 09/19/25 | 09/20/25 | ZFA |
| Isophorone | ND | | ug/L | 9.4 | 4.0 | 0.94 | 382347 | 09/19/25 | 09/20/25 | ZFA |
| 2-Nitrophenol | ND | | ug/L | 9.4 | 4.3 | 0.94 | 382347 | 09/19/25 | 09/20/25 | ZFA |
| 2,4-Dimethylphenol | ND | | ug/L | 9.4 | 3.5 | 0.94 | 382347 | 09/19/25 | 09/20/25 | ZFA |
| bis(2-Chloroethoxy)methane | ND | | ug/L | 9.4 | 3.7 | 0.94 | 382347 | 09/19/25 | 09/20/25 | ZFA |
| 2,4-Dichlorophenol | ND | | ug/L | 9.4 | 4.1 | 0.94 | 382347 | 09/19/25 | 09/20/25 | ZFA |
| 1,2,4-Trichlorobenzene | ND | | ug/L | 9.4 | 3.8 | 0.94 | 382347 | 09/19/25 | 09/20/25 | ZFA |
| 4-Chloroaniline | ND | | ug/L | 9.4 | 3.4 | 0.94 | 382347 | 09/19/25 | 09/20/25 | ZFA |
| Hexachlorobutadiene | ND | | ug/L | 9.4 | 3.1 | 0.94 | 382347 | 09/19/25 | 09/20/25 | ZFA |
| 4-Chloro-3-methylphenol | ND | | ug/L | 9.4 | 3.7 | 0.94 | 382347 | 09/19/25 | 09/20/25 | ZFA |
| 2-Methylnaphthalene | ND | | ug/L | 9.4 | 3.4 | 0.94 | 382347 | 09/19/25 | 09/20/25 | ZFA |
| Hexachlorocyclopentadiene | ND | | ug/L | 24 | 9.7 | 0.94 | 382347 | 09/19/25 | 09/20/25 | ZFA |
| 2,4,6-Trichlorophenol | ND | | ug/L | 9.4 | 4.2 | 0.94 | 382347 | 09/19/25 | 09/20/25 | ZFA |
| 2,4,5-Trichlorophenol | ND | | ug/L | 9.4 | 3.8 | 0.94 | 382347 | 09/19/25 | 09/20/25 | ZFA |
| 2-Chloronaphthalene | ND | | ug/L | 9.4 | 3.7 | 0.94 | 382347 | 09/19/25 | 09/20/25 | ZFA |
| 2-Nitroaniline | ND | | ug/L | 47 | 3.2 | 0.94 | 382347 | 09/19/25 | 09/20/25 | ZFA |
| Dimethylphthalate | ND | | ug/L | 9.4 | 3.8 | 0.94 | 382347 | 09/19/25 | 09/20/25 | ZFA |
| Acenaphthylene | ND | | ug/L | 9.4 | 4.5 | 0.94 | 382347 | 09/19/25 | 09/20/25 | ZFA |
| 2,6-Dinitrotoluene | ND | | ug/L | 9.4 | 3.7 | 0.94 | 382347 | 09/19/25 | 09/20/25 | ZFA |
| 3-Nitroaniline | ND | | ug/L | 9.4 | 3.4 | 0.94 | 382347 | 09/19/25 | 09/20/25 | ZFA |
| Acenaphthene | ND | | ug/L | 9.4 | 3.4 | 0.94 | 382347 | 09/19/25 | 09/20/25 | ZFA |
| 2,4-Dinitrophenol | ND | | ug/L | 47 | 7.2 | 0.94 | 382347 | 09/19/25 | 09/20/25 | ZFA |
| 4-Nitrophenol | ND | | ug/L | 9.4 | 5.3 | 0.94 | 382347 | 09/19/25 | 09/20/25 | ZFA |
| Dibenzofuran | ND | | ug/L | 9.4 | 3.4 | 0.94 | 382347 | 09/19/25 | 09/20/25 | ZFA |
| 2,4-Dinitrotoluene | ND | | ug/L | 9.4 | 3.1 | 0.94 | 382347 | 09/19/25 | 09/20/25 | ZFA |
| Diethylphthalate | ND | | ug/L | 9.4 | 2.9 | 0.94 | 382347 | 09/19/25 | 09/20/25 | ZFA |
| Fluorene | ND | | ug/L | 9.4 | 3.2 | 0.94 | 382347 | 09/19/25 | 09/20/25 | ZFA |
| 4-Chlorophenyl-phenylether | ND | | ug/L | 9.4 | 3.5 | 0.94 | 382347 | 09/19/25 | 09/20/25 | ZFA |
| 4-Nitroaniline | ND | | ug/L | 9.4 | 3.0 | 0.94 | 382347 | 09/19/25 | 09/20/25 | ZFA |
| 4,6-Dinitro-2-methylphenol | ND | | ug/L | 47 | 12 | 0.94 | 382347 | 09/19/25 | 09/20/25 | ZFA |
| N-Nitrosodiphenylamine | ND | | ug/L | 9.4 | 5.5 | 0.94 | 382347 | 09/19/25 | 09/20/25 | ZFA |
| 1,2-diphenylhydrazine (as azobenzene) | ND | | ug/L | 9.4 | 3.6 | 0.94 | 382347 | 09/19/25 | 09/20/25 | ZFA |
| 4-Bromophenyl-phenylether | ND | | ug/L | 9.4 | 3.8 | 0.94 | 382347 | 09/19/25 | 09/20/25 | ZFA |
| Hexachlorobenzene | ND | | ug/L | 9.4 | 3.4 | 0.94 | 382347 | 09/19/25 | 09/20/25 | ZFA |
| Pentachlorophenol | ND | | ug/L | 24 | 3.0 | 0.94 | 382347 | 09/19/25 | 09/20/25 | ZFA |
| Phenanthrene | ND | | ug/L | 9.4 | 2.5 | 0.94 | 382347 | 09/19/25 | 09/20/25 | ZFA |
| Anthracene | ND | | ug/L | 9.4 | 2.5 | 0.94 | 382347 | 09/19/25 | 09/20/25 | ZFA |
| Di-n-butylphthalate | ND | | ug/L | 9.4 | 1.6 | 0.94 | 382347 | 09/19/25 | 09/20/25 | ZFA |
| Fluoranthene | ND | | ug/L | 9.4 | 1.5 | 0.94 | 382347 | 09/19/25 | 09/20/25 | ZFA |
| Benzidine | ND | | ug/L | 47 | 14 | 0.94 | 382347 | 09/19/25 | 09/20/25 | ZFA |
| Pyrene | ND | | ug/L | 9.4 | 1.8 | 0.94 | 382347 | 09/19/25 | 09/20/25 | ZFA |
| Butylbenzylphthalate | **3.1** | J | ug/L | 9.4 | 2.0 | 0.94 | 382347 | 09/19/25 | 09/20/25 | ZFA |



Results for any subcontracted analyses are not included in this section.

ENTHALPY ANALYTICAL

# Analysis Results for 542490

| 542490-001 Analyte | Result | Qual | Units | RL | MDL | DF | Batch | Prepared | Analyzed | Chemist |
|---|---|---|---|---|---|---|---|---|---|---|
| 3,3'-Dichlorobenzidine | ND | | ug/L | 24 | 3.3 | 0.94 | 382347 | 09/19/25 | 09/20/25 | ZFA |
| Benzo(a)anthracene | ND | | ug/L | 9.4 | 0.93 | 0.94 | 382347 | 09/19/25 | 09/20/25 | ZFA |
| Chrysene | ND | | ug/L | 9.4 | 1.2 | 0.94 | 382347 | 09/19/25 | 09/20/25 | ZFA |
| bis(2-Ethylhexyl)phthalate | ND | | ug/L | 9.4 | 3.1 | 0.94 | 382347 | 09/19/25 | 09/20/25 | ZFA |
| Di-n-octylphthalate | ND | | ug/L | 9.4 | 1.2 | 0.94 | 382347 | 09/19/25 | 09/20/25 | ZFA |
| Benzo(b)fluoranthene | ND | | ug/L | 9.4 | 1.1 | 0.94 | 382347 | 09/19/25 | 09/20/25 | ZFA |
| Benzo(k)fluoranthene | ND | | ug/L | 9.4 | 1.3 | 0.94 | 382347 | 09/19/25 | 09/20/25 | ZFA |
| Benzo(a)pyrene | ND | | ug/L | 9.4 | 1.3 | 0.94 | 382347 | 09/19/25 | 09/20/25 | ZFA |
| Indeno(1,2,3-cd)pyrene | ND | | ug/L | 9.4 | 1.1 | 0.94 | 382347 | 09/19/25 | 09/20/25 | ZFA |
| Dibenz(a,h)anthracene | ND | | ug/L | 9.4 | 1.4 | 0.94 | 382347 | 09/19/25 | 09/20/25 | ZFA |
| Benzo(g,h,i)perylene | ND | | ug/L | 9.4 | 1.4 | 0.94 | 382347 | 09/19/25 | 09/20/25 | ZFA |
| **Surrogates** | | | | **Limits** | | | | | | |
| 2-Fluorophenol | 34% | | %REC | 15-120 | | 0.94 | 382347 | 09/19/25 | 09/20/25 | ZFA |
| Phenol-d6 | 29% | | %REC | 15-120 | | 0.94 | 382347 | 09/19/25 | 09/20/25 | ZFA |
| 2,4,6-Tribromophenol | 84% | | %REC | 15-140 | | 0.94 | 382347 | 09/19/25 | 09/20/25 | ZFA |
| Nitrobenzene-d5 | 56% | | %REC | 15-123 | | 0.94 | 382347 | 09/19/25 | 09/20/25 | ZFA |
| 2-Fluorobiphenyl | 56% | | %REC | 15-120 | | 0.94 | 382347 | 09/19/25 | 09/20/25 | ZFA |
| Terphenyl-d14 | 76% | | %REC | 15-120 | | 0.94 | 382347 | 09/19/25 | 09/20/25 | ZFA |
| Method: SM 4500-CN-E<br>Prep Method: METHOD | | | | | | | | | | |
| Cyanide | **0.0020** | J | mg/L | 0.0050 | 0.0017 | 0.5 | 382786 | 09/24/25 | 09/26/25 | CKN |
| Method: SM 4500-S2-D<br>Prep Method: METHOD | | | | | | | | | | |
| Sulfide | ND | | mg/L | 0.10 | | 1 | 382564 | 09/22/25 | 09/22/25 | LVL |
| Method: SM 5310B<br>Prep Method: SM 5310B | | | | | | | | | | |
| Total Organic Carbon | **34** | | mg/L | 1.0 | 0.49 | 1 | 382325 | 09/18/25 | 09/19/25 | ARM |
| Method: SM 9221B<br>Prep Method: METHOD | | | | | | | | | | |
| Coliform, Total | **>1,600** | H | MPN/100ml | 1.8 | | 1 | 382377 | 09/18/25 17:36 | 09/20/25 18:03 | LXT |
| Method: SM 9221F | | | | | | | | | | |
| Coliform, E. Coli | **>1,600** | H | MPN/100ml | 1.8 | | 1 | 382377 | 09/18/25 17:36 | 09/20/25 18:03 | LXT |
| Method: SM2130B | | | | | | | | | | |
| Turbidity | **20** | | NTU | 0.20 | 0.12 | 1 | 382324 | 09/18/25 19:21 | 09/18/25 19:21 | TRR |
| Method: SM2320B<br>Prep Method: METHOD | | | | | | | | | | |
| Bicarbonate | **64** | | mg/L | 3.0 | | 1.3 | 382459 | 09/20/25 | 09/20/25 | WWC |
| Alkalinity, Total as CaCO3 | **52** | | mg/L | 2.5 | | 1.3 | 382459 | 09/20/25 | 09/20/25 | WWC |
| Method: SM2510B<br>Prep Method: METHOD | | | | | | | | | | |
| Specific Conductance | **290** | | umhos/cm | 1.0 | | 1 | 382578 | 09/22/25 | 09/22/25 | RDL |
| Method: SM2540C<br>Prep Method: METHOD | | | | | | | | | | |
| Total Dissolved Solids | **240** | | mg/L | 20 | | 2 | 382577 | 09/22/25 | 09/23/25 | RDL |
| Method: SM2540D<br>Prep Method: METHOD | | | | | | | | | | |
| Total Suspended Solids | **28** | | mg/L | 0.5 | | 1 | 382466 | 09/20/25 | 09/22/25 | TRR |



Results for any subcontracted analyses are not included in this section.

ENTHALPY ANALYTICAL

# Analysis Results for 542490

| 542490-001 Analyte | Result | Qual | Units | RL | MDL | DF | Batch | Prepared | Analyzed | Chemist |
|---|---|---|---|---|---|---|---|---|---|---|
| Method: SM5210B<br>Prep Method: METHOD | | | | | | | | | | |
| Biochemical Oxygen Demand | **31** | | mg/L | 3.0 | | 1 | 382353 | 09/19/25 12:32 | 09/24/25 12:18 | ARM |
| Method: SM5220D<br>Prep Method: METHOD | | | | | | | | | | |
| Chemical Oxygen Demand | **99** | | mg/L | 4.0 | 2.0 | 1 | 382863 | 09/25/25 | 09/25/25 | ARM |



Results for any subcontracted analyses are not included in this section.

ENTHALPY ANALYTICAL

# Analysis Results for 542490

| Sample ID: | Lab ID: 542490-002 | Collected: 09/18/25 08:45 |
|---|---|---|
| SOUTH BASIN - EASTERN INLET | Matrix: Water | |

| 542490-002 Analyte | Result | Qual | Units | RL | MDL | DF | Batch | Prepared | Analyzed | Chemist |
|---|---|---|---|---|---|---|---|---|---|---|
| Method: EPA 1664A<br>Prep Method: METHOD | | | | | | | | | | |
| Total Oil and Grease | **7.2** | | mg/L | 5.0 | 0.96 | 0.99 | 383073 | 09/28/25 | 09/29/25 | JAG |
| Method: EPA 200.7<br>Prep Method: EPA 3015A | | | | | | | | | | |
| Calcium | **230** | | mg/L | 1.0 | 0.57 | 1 | 382392 | 09/19/25 | 09/19/25 | KAM |
| Iron | **30** | | mg/L | 0.10 | 0.041 | 1 | 382392 | 09/19/25 | 09/19/25 | KAM |
| Magnesium | **48** | | mg/L | 0.10 | 0.025 | 1 | 382392 | 09/19/25 | 09/19/25 | KAM |
| Potassium | **14** | | mg/L | 0.50 | 0.42 | 1 | 382392 | 09/19/25 | 09/19/25 | KAM |
| Sodium | **110** | | mg/L | 0.50 | 0.34 | 1 | 382392 | 09/19/25 | 09/19/25 | KAM |
| Method: EPA 200.8<br>Prep Method: EPA 3015A | | | | | | | | | | |
| Antimony | **1.6** | J | ug/L | 2.0 | 0.31 | 1 | 382402 | 09/19/25 | 09/19/25 | KAM |
| Arsenic | **31** | | ug/L | 2.0 | 0.22 | 1 | 382402 | 09/19/25 | 09/19/25 | KAM |
| Barium | **1,100** | | ug/L | 50 | 4.6 | 10 | 382402 | 09/19/25 | 09/19/25 | KAM |
| Beryllium | **4.5** | | ug/L | 1.0 | 0.076 | 1 | 382402 | 09/19/25 | 09/19/25 | KAM |
| Boron | **530** | | ug/L | 100 | 56 | 10 | 382402 | 09/19/25 | 09/19/25 | KAM |
| Cadmium | **6.0** | | ug/L | 1.0 | 0.26 | 1 | 382402 | 09/19/25 | 09/19/25 | KAM |
| Chromium | **46** | | ug/L | 5.0 | 0.34 | 1 | 382402 | 09/19/25 | 09/19/25 | KAM |
| Cobalt | **40** | | ug/L | 1.0 | 0.074 | 1 | 382402 | 09/19/25 | 09/19/25 | KAM |
| Copper | **130** | | ug/L | 5.0 | 2.0 | 1 | 382402 | 09/19/25 | 09/19/25 | KAM |
| Lead | **110** | | ug/L | 5.0 | 0.16 | 1 | 382402 | 09/19/25 | 09/19/25 | KAM |
| Manganese | **3,500** | | ug/L | 100 | 43 | 10 | 382402 | 09/19/25 | 09/19/25 | KAM |
| Nickel | **65** | | ug/L | 5.0 | 0.84 | 1 | 382402 | 09/19/25 | 09/19/25 | KAM |
| Selenium | **5.0** | J | ug/L | 10 | 5.0 | 1 | 382402 | 09/19/25 | 09/22/25 | KAM |
| Silver | ND | | ug/L | 5.0 | 0.51 | 1 | 382402 | 09/19/25 | 09/19/25 | KAM |
| Thallium | **0.31** | J | ug/L | 1.0 | 0.19 | 1 | 382402 | 09/19/25 | 09/19/25 | KAM |
| Tin | ND | | ug/L | 5.0 | 0.49 | 1 | 382402 | 09/19/25 | 09/19/25 | KAM |
| Vanadium | **110** | | ug/L | 5.0 | 0.36 | 1 | 382402 | 09/19/25 | 09/19/25 | KAM |
| Zinc | **850** | | ug/L | 10 | 7.4 | 1 | 382402 | 09/19/25 | 09/19/25 | KAM |
| Method: EPA 245.1<br>Prep Method: EPA 245.1 | | | | | | | | | | |
| Mercury | **0.13** | J | ug/L | 0.40 | 0.032 | 1 | 382351 | 09/19/25 | 09/19/25 | MLL |
| Method: EPA 300.0<br>Prep Method: METHOD | | | | | | | | | | |
| Fluoride | **0.57** | | mg/L | 0.20 | 0.073 | 1 | 382322 | 09/18/25 20:30 | 09/19/25 09:20 | KUM |
| Chloride | **83** | | mg/L | 1.0 | 0.27 | 1 | 382322 | 09/18/25 20:30 | 09/19/25 09:20 | KUM |
| Nitrogen, Nitrite | ND | | mg/L | 0.10 | 0.02 | 1 | 382322 | 09/18/25 20:30 | 09/19/25 09:20 | KUM |
| Bromide | **0.21** | J | mg/L | 0.30 | 0.060 | 1 | 382322 | 09/18/25 20:30 | 09/19/25 09:20 | KUM |
| Nitrogen, Nitrate | **2.1** | | mg/L | 0.10 | 0.05 | 1 | 382322 | 09/18/25 20:30 | 09/19/25 09:20 | KUM |
| Sulfate | **270** | | mg/L | 10 | 1.8 | 10 | 382322 | 09/18/25 20:30 | 09/19/25 11:19 | KUM |



Results for any subcontracted analyses are not included in this section.

ENTHALPY ANALYTICAL

# Analysis Results for 542490

| 542490-002 Analyte | Result | Qual | Units | RL | MDL | DF | Batch | Prepared | Analyzed | Chemist |
|---|---|---|---|---|---|---|---|---|---|---|
| Method: EPA 350.1<br>Prep Method: METHOD | | | | | | | | | | |
| Ammonia-N | **0.15** | | mg/L | 0.10 | 0.050 | 1 | 382894 | 09/25/25 | 09/29/25 | JAK |
| Method: EPA 420.1<br>Prep Method: METHOD | | | | | | | | | | |
| Total Phenolics | **0.0050** | J | mg/L | 0.010 | 0.0047 | 1 | 382769 | 09/24/25 | 09/24/25 | LVL |
| Method: EPA 625.1<br>Prep Method: EPA 3510C | | | | | | | | | | |
| Pyridine | ND | | ug/L | 9.4 | 1.6 | 0.94 | 382347 | 09/19/25 | 09/20/25 | ZFA |
| Phenol | ND | | ug/L | 9.4 | 1.6 | 0.94 | 382347 | 09/19/25 | 09/20/25 | ZFA |
| 2-Methylphenol | ND | | ug/L | 9.4 | 3.1 | 0.94 | 382347 | 09/19/25 | 09/20/25 | ZFA |
| 3-,4-Methylphenol | ND | | ug/L | 9.4 | 2.9 | 0.94 | 382347 | 09/19/25 | 09/20/25 | ZFA |
| Benzoic acid | **9.2** | B,J | ug/L | 47 | 7.2 | 0.94 | 382347 | 09/19/25 | 09/20/25 | ZFA |
| Naphthalene | ND | | ug/L | 9.4 | 3.6 | 0.94 | 382347 | 09/19/25 | 09/20/25 | ZFA |
| Cresol | ND | | ug/L | 9.4 | | 0.94 | 382347 | 09/19/25 | 09/20/25 | ZFA |
| Method: EPA 8081A<br>Prep Method: EPA 3510C | | | | | | | | | | |
| alpha-BHC | ND | | ug/L | 0.05 | 0.01 | 0.97 | 382462 | 09/20/25 | 09/21/25 | MES |
| beta-BHC | ND | | ug/L | 0.05 | 0.01 | 0.97 | 382462 | 09/20/25 | 09/21/25 | MES |
| gamma-BHC | ND | | ug/L | 0.05 | 0.009 | 0.97 | 382462 | 09/20/25 | 09/21/25 | MES |
| delta-BHC | ND | | ug/L | 0.05 | 0.01 | 0.97 | 382462 | 09/20/25 | 09/21/25 | MES |
| Heptachlor | ND | | ug/L | 0.05 | 0.01 | 0.97 | 382462 | 09/20/25 | 09/21/25 | MES |
| Aldrin | ND | | ug/L | 0.05 | 0.01 | 0.97 | 382462 | 09/20/25 | 09/21/25 | MES |
| Heptachlor epoxide | ND | | ug/L | 0.05 | 0.009 | 0.97 | 382462 | 09/20/25 | 09/21/25 | MES |
| Endosulfan I | ND | | ug/L | 0.05 | 0.01 | 0.97 | 382462 | 09/20/25 | 09/21/25 | MES |
| Dieldrin | ND | | ug/L | 0.1 | 0.01 | 0.97 | 382462 | 09/20/25 | 09/21/25 | MES |
| 4,4'-DDE | ND | | ug/L | 0.1 | 0.01 | 0.97 | 382462 | 09/20/25 | 09/21/25 | MES |
| Endrin | ND | | ug/L | 0.1 | 0.01 | 0.97 | 382462 | 09/20/25 | 09/21/25 | MES |
| Endosulfan II | ND | | ug/L | 0.1 | 0.02 | 0.97 | 382462 | 09/20/25 | 09/21/25 | MES |
| Endosulfan sulfate | ND | | ug/L | 0.1 | 0.01 | 0.97 | 382462 | 09/20/25 | 09/21/25 | MES |
| 4,4'-DDD | ND | | ug/L | 0.1 | 0.01 | 0.97 | 382462 | 09/20/25 | 09/21/25 | MES |
| Endrin aldehyde | ND | | ug/L | 0.1 | 0.02 | 0.97 | 382462 | 09/20/25 | 09/21/25 | MES |
| Endrin ketone | ND | | ug/L | 0.1 | 0.02 | 0.97 | 382462 | 09/20/25 | 09/21/25 | MES |
| 4,4'-DDT | ND | | ug/L | 0.1 | 0.04 | 0.97 | 382462 | 09/20/25 | 09/21/25 | MES |
| Methoxychlor | ND | | ug/L | 0.1 | 0.03 | 0.97 | 382462 | 09/20/25 | 09/21/25 | MES |
| Toxaphene | ND | | ug/L | 1.9 | 0.4 | 0.97 | 382462 | 09/20/25 | 09/21/25 | MES |
| Chlordane (Technical) | ND | | ug/L | 1.0 | 0.2 | 0.97 | 382462 | 09/20/25 | 09/21/25 | MES |
| **Surrogates** | | | | **Limits** | | | | | | |
| TCMX | 84% | | %REC | 29-120 | | 0.97 | 382462 | 09/20/25 | 09/21/25 | MES |
| Decachlorobiphenyl | 84% | | %REC | 33-132 | | 0.97 | 382462 | 09/20/25 | 09/21/25 | MES |
| Method: EPA 8082<br>Prep Method: EPA 3510C | | | | | | | | | | |
| Aroclor-1016 | ND | | ug/L | 0.48 | 0.29 | 0.97 | 382462 | 09/20/25 | 09/21/25 | MES |
| Aroclor-1221 | ND | | ug/L | 0.48 | 0.45 | 0.97 | 382462 | 09/20/25 | 09/21/25 | MES |
| Aroclor-1232 | ND | | ug/L | 0.48 | 0.26 | 0.97 | 382462 | 09/20/25 | 09/21/25 | MES |
| Aroclor-1242 | ND | | ug/L | 0.48 | 0.28 | 0.97 | 382462 | 09/20/25 | 09/21/25 | MES |
| Aroclor-1248 | ND | | ug/L | 0.48 | 0.23 | 0.97 | 382462 | 09/20/25 | 09/21/25 | MES |
| Aroclor-1254 | ND | | ug/L | 0.48 | 0.26 | 0.97 | 382462 | 09/20/25 | 09/21/25 | MES |
| Aroclor-1260 | ND | | ug/L | 0.48 | 0.31 | 0.97 | 382462 | 09/20/25 | 09/21/25 | MES |
| Aroclor-1262 | ND | | ug/L | 0.48 | 0.28 | 0.97 | 382462 | 09/20/25 | 09/21/25 | MES |
| Aroclor-1268 | ND | | ug/L | 0.48 | 0.25 | 0.97 | 382462 | 09/20/25 | 09/21/25 | MES |



Results for any subcontracted analyses are not included in this section.

ENTHALPY ANALYTICAL

# Analysis Results for 542490

| 542490-002 Analyte | Result | Qual | Units | RL | MDL | DF | Batch | Prepared | Analyzed | Chemist |
|---|---|---|---|---|---|---|---|---|---|---|
| **Surrogates** | | | | **Limits** | | | | | | |
| Decachlorobiphenyl (PCB) | 90% | | %REC | 28-138 | | 0.97 | 382462 | 09/20/25 | 09/21/25 | MES |
| Method: EPA 8260B<br>Prep Method: EPA 5030B | | | | | | | | | | |
| Carbon Disulfide | ND | | ug/L | 5.0 | 0.1 | 1 | 382436 | 09/20/25 | 09/20/25 | LYZ |
| Chloroprene | ND | | ug/L | 200 | 2.7 | 1 | 382436 | 09/20/25 | 09/20/25 | LYZ |
| 3-Chloropropene | ND | | ug/L | 5.0 | 0.2 | 1 | 382436 | 09/20/25 | 09/20/25 | LYZ |
| Ethyl methacrylate | ND | | ug/L | 50 | 3.9 | 1 | 382436 | 09/20/25 | 09/20/25 | LYZ |
| Ethanol | ND | | ug/L | 500 | 160 | 1 | 382436 | 09/20/25 | 09/20/25 | LYZ |
| 2-Hexanone | ND | | ug/L | 5.0 | 1.3 | 1 | 382436 | 09/20/25 | 09/20/25 | LYZ |
| Isopropanol (IPA) | ND | | ug/L | 200 | 96 | 1 | 382436 | 09/20/25 | 09/20/25 | LYZ |
| Methyl acrylonitrile | ND | | ug/L | 35 | 4.2 | 1 | 382436 | 09/20/25 | 09/20/25 | LYZ |
| Vinyl Acetate | ND | | ug/L | 50 | 3.2 | 1 | 382436 | 09/20/25 | 09/20/25 | LYZ |
| Acrolein | ND | | ug/L | 200 | 2.6 | 1 | 382436 | 09/20/25 | 09/20/25 | LYZ |
| Acrylonitrile | ND | | ug/L | 10 | 0.7 | 1 | 382436 | 09/20/25 | 09/20/25 | LYZ |
| Freon 12 | ND | | ug/L | 5.0 | 0.2 | 1 | 382436 | 09/20/25 | 09/20/25 | LYZ |
| Chloromethane | ND | | ug/L | 5.0 | 0.09 | 1 | 382436 | 09/20/25 | 09/20/25 | LYZ |
| Vinyl Chloride | ND | | ug/L | 5.0 | 0.1 | 1 | 382436 | 09/20/25 | 09/20/25 | LYZ |
| Bromomethane | ND | | ug/L | 5.0 | 0.1 | 1 | 382436 | 09/20/25 | 09/20/25 | LYZ |
| Chloroethane | ND | | ug/L | 5.0 | 0.1 | 1 | 382436 | 09/20/25 | 09/20/25 | LYZ |
| Trichlorofluoromethane | ND | | ug/L | 5.0 | 0.1 | 1 | 382436 | 09/20/25 | 09/20/25 | LYZ |
| Iodomethane | ND | | ug/L | 5.0 | | 1 | 382436 | 09/20/25 | 09/20/25 | LYZ |
| Acetone | ND | | ug/L | 100 | 14 | 1 | 382436 | 09/20/25 | 09/20/25 | LYZ |
| Freon 113 | ND | | ug/L | 5.0 | 0.1 | 1 | 382436 | 09/20/25 | 09/20/25 | LYZ |
| 1,1-Dichloroethene | ND | | ug/L | 5.0 | 0.1 | 1 | 382436 | 09/20/25 | 09/20/25 | LYZ |
| Methylene Chloride | ND | | ug/L | 10 | 0.2 | 1 | 382436 | 09/20/25 | 09/20/25 | LYZ |
| MTBE | ND | | ug/L | 5.0 | 0.1 | 1 | 382436 | 09/20/25 | 09/20/25 | LYZ |
| trans-1,2-Dichloroethene | ND | | ug/L | 5.0 | 0.1 | 1 | 382436 | 09/20/25 | 09/20/25 | LYZ |
| 1,1-Dichloroethane | ND | | ug/L | 5.0 | 0.09 | 1 | 382436 | 09/20/25 | 09/20/25 | LYZ |
| 2-Butanone | ND | | ug/L | 10 | 1.3 | 1 | 382436 | 09/20/25 | 09/20/25 | LYZ |
| cis-1,2-Dichloroethene | ND | | ug/L | 5.0 | 0.1 | 1 | 382436 | 09/20/25 | 09/20/25 | LYZ |
| 2,2-Dichloropropane | ND | | ug/L | 5.0 | 0.2 | 1 | 382436 | 09/20/25 | 09/20/25 | LYZ |
| Chloroform | ND | | ug/L | 5.0 | 0.08 | 1 | 382436 | 09/20/25 | 09/20/25 | LYZ |
| Bromochloromethane | ND | | ug/L | 5.0 | 0.1 | 1 | 382436 | 09/20/25 | 09/20/25 | LYZ |
| 1,1,1-Trichloroethane | ND | | ug/L | 5.0 | 0.1 | 1 | 382436 | 09/20/25 | 09/20/25 | LYZ |
| 1,1-Dichloropropene | ND | | ug/L | 5.0 | 0.1 | 1 | 382436 | 09/20/25 | 09/20/25 | LYZ |
| Carbon Tetrachloride | ND | | ug/L | 5.0 | 0.1 | 1 | 382436 | 09/20/25 | 09/20/25 | LYZ |
| 1,2-Dichloroethane | ND | | ug/L | 5.0 | 0.2 | 1 | 382436 | 09/20/25 | 09/20/25 | LYZ |
| Benzene | ND | | ug/L | 1.0 | 0.1 | 1 | 382436 | 09/20/25 | 09/20/25 | LYZ |
| Trichloroethene | ND | | ug/L | 5.0 | 0.1 | 1 | 382436 | 09/20/25 | 09/20/25 | LYZ |
| 1,2-Dichloropropane | ND | | ug/L | 5.0 | 0.09 | 1 | 382436 | 09/20/25 | 09/20/25 | LYZ |
| Bromodichloromethane | ND | | ug/L | 5.0 | 0.07 | 1 | 382436 | 09/20/25 | 09/20/25 | LYZ |
| Dibromomethane | ND | | ug/L | 5.0 | 0.1 | 1 | 382436 | 09/20/25 | 09/20/25 | LYZ |
| 4-Methyl-2-Pentanone | ND | | ug/L | 10 | 1.0 | 1 | 382436 | 09/20/25 | 09/20/25 | LYZ |
| cis-1,3-Dichloropropene | ND | | ug/L | 5.0 | 0.1 | 1 | 382436 | 09/20/25 | 09/20/25 | LYZ |
| Toluene | ND | | ug/L | 5.0 | 0.1 | 1 | 382436 | 09/20/25 | 09/20/25 | LYZ |
| trans-1,3-Dichloropropene | ND | | ug/L | 5.0 | 0.09 | 1 | 382436 | 09/20/25 | 09/20/25 | LYZ |
| 1,1,2-Trichloroethane | ND | | ug/L | 5.0 | 0.1 | 1 | 382436 | 09/20/25 | 09/20/25 | LYZ |
| 1,3-Dichloropropane | ND | | ug/L | 5.0 | 0.07 | 1 | 382436 | 09/20/25 | 09/20/25 | LYZ |
| Tetrachloroethene | ND | | ug/L | 5.0 | 0.2 | 1 | 382436 | 09/20/25 | 09/20/25 | LYZ |
| Dibromochloromethane | ND | | ug/L | 5.0 | 0.1 | 1 | 382436 | 09/20/25 | 09/20/25 | LYZ |
| 1,2-Dibromoethane | ND | | ug/L | 5.0 | 0.1 | 1 | 382436 | 09/20/25 | 09/20/25 | LYZ |



Results for any subcontracted analyses are not included in this section.

ENTHALPY ANALYTICAL

# Analysis Results for 542490

| 542490-002 Analyte | Result | Qual | Units | RL | MDL | DF | Batch | Prepared | Analyzed | Chemist |
|---|---|---|---|---|---|---|---|---|---|---|
| Chlorobenzene | ND | | ug/L | 5.0 | 0.1 | 1 | 382436 | 09/20/25 | 09/20/25 | LYZ |
| 1,1,1,2-Tetrachloroethane | ND | | ug/L | 5.0 | 0.07 | 1 | 382436 | 09/20/25 | 09/20/25 | LYZ |
| Ethylbenzene | ND | | ug/L | 5.0 | 0.1 | 1 | 382436 | 09/20/25 | 09/20/25 | LYZ |
| m,p-Xylenes | ND | | ug/L | 5.0 | 0.2 | 1 | 382436 | 09/20/25 | 09/20/25 | LYZ |
| o-Xylene | ND | | ug/L | 5.0 | 0.1 | 1 | 382436 | 09/20/25 | 09/20/25 | LYZ |
| Styrene | ND | | ug/L | 5.0 | 0.1 | 1 | 382436 | 09/20/25 | 09/20/25 | LYZ |
| Bromoform | ND | | ug/L | 5.0 | 0.06 | 1 | 382436 | 09/20/25 | 09/20/25 | LYZ |
| Isopropylbenzene | ND | | ug/L | 5.0 | 0.1 | 1 | 382436 | 09/20/25 | 09/20/25 | LYZ |
| 1,1,2,2-Tetrachloroethane | ND | | ug/L | 5.0 | 0.1 | 1 | 382436 | 09/20/25 | 09/20/25 | LYZ |
| 1,2,3-Trichloropropane | ND | | ug/L | 5.0 | 0.3 | 1 | 382436 | 09/20/25 | 09/20/25 | LYZ |
| Propylbenzene | ND | | ug/L | 5.0 | 0.1 | 1 | 382436 | 09/20/25 | 09/20/25 | LYZ |
| Bromobenzene | ND | | ug/L | 5.0 | 0.1 | 1 | 382436 | 09/20/25 | 09/20/25 | LYZ |
| 1,3,5-Trimethylbenzene | ND | | ug/L | 5.0 | 0.1 | 1 | 382436 | 09/20/25 | 09/20/25 | LYZ |
| 2-Chlorotoluene | ND | | ug/L | 5.0 | 0.1 | 1 | 382436 | 09/20/25 | 09/20/25 | LYZ |
| 4-Chlorotoluene | ND | | ug/L | 5.0 | 0.2 | 1 | 382436 | 09/20/25 | 09/20/25 | LYZ |
| tert-Butylbenzene | ND | | ug/L | 5.0 | 0.1 | 1 | 382436 | 09/20/25 | 09/20/25 | LYZ |
| 1,2,4-Trimethylbenzene | ND | | ug/L | 5.0 | 0.1 | 1 | 382436 | 09/20/25 | 09/20/25 | LYZ |
| sec-Butylbenzene | ND | | ug/L | 5.0 | 0.2 | 1 | 382436 | 09/20/25 | 09/20/25 | LYZ |
| para-Isopropyl Toluene | ND | | ug/L | 5.0 | 0.2 | 1 | 382436 | 09/20/25 | 09/20/25 | LYZ |
| 1,3-Dichlorobenzene | ND | | ug/L | 5.0 | 0.1 | 1 | 382436 | 09/20/25 | 09/20/25 | LYZ |
| 1,4-Dichlorobenzene | ND | | ug/L | 5.0 | 0.2 | 1 | 382436 | 09/20/25 | 09/20/25 | LYZ |
| n-Butylbenzene | ND | | ug/L | 5.0 | 0.1 | 1 | 382436 | 09/20/25 | 09/20/25 | LYZ |
| 1,2-Dichlorobenzene | ND | | ug/L | 5.0 | 0.1 | 1 | 382436 | 09/20/25 | 09/20/25 | LYZ |
| 1,2-Dibromo-3-Chloropropane | ND | | ug/L | 5.0 | 0.6 | 1 | 382436 | 09/20/25 | 09/20/25 | LYZ |
| 1,2,4-Trichlorobenzene | ND | | ug/L | 5.0 | 0.3 | 1 | 382436 | 09/20/25 | 09/20/25 | LYZ |
| Hexachlorobutadiene | ND | | ug/L | 5.0 | 0.3 | 1 | 382436 | 09/20/25 | 09/20/25 | LYZ |
| 1,2,3-Trichlorobenzene | ND | | ug/L | 5.0 | 0.3 | 1 | 382436 | 09/20/25 | 09/20/25 | LYZ |
| cis-1,4-Dichloro-2-butene | ND | | ug/L | 5.0 | 0.3 | 1 | 382436 | 09/20/25 | 09/20/25 | LYZ |
| trans-1,4-Dichloro-2-butene | ND | | ug/L | 5.0 | 0.3 | 1 | 382436 | 09/20/25 | 09/20/25 | LYZ |
| Xylene (total) | ND | | ug/L | 5.0 | | 1 | 382436 | 09/20/25 | 09/20/25 | LYZ |
| **Surrogates** | | | | **Limits** | | | | | | |
| Dibromofluoromethane | 104% | | %REC | 70-130 | | 1 | 382436 | 09/20/25 | 09/20/25 | LYZ |
| 1,2-Dichloroethane-d4 | 103% | | %REC | 70-130 | | 1 | 382436 | 09/20/25 | 09/20/25 | LYZ |
| Toluene-d8 | 103% | | %REC | 70-130 | | 1 | 382436 | 09/20/25 | 09/20/25 | LYZ |
| Bromofluorobenzene | 92% | | %REC | 70-130 | | 1 | 382436 | 09/20/25 | 09/20/25 | LYZ |
| Method: EPA 8270C-SIM<br>Prep Method: EPA 3535 | | | | | | | | | | |
| 1,4-Dioxane | ND | | ug/L | 1.0 | 0.87 | 1 | 382415 | 09/19/25 | 09/21/25 | TJW |
| **Surrogates** | | | | **Limits** | | | | | | |
| 1,4-Dioxane-d8 (SUR) | 100% | | %REC | 80-120 | | 1 | 382415 | 09/19/25 | 09/21/25 | TJW |
| Method: EPA 8270C<br>Prep Method: EPA 3510C | | | | | | | | | | |
| Carbazole | ND | | ug/L | 9.4 | 1.8 | 0.94 | 382347 | 09/19/25 | 09/20/25 | ZFA |
| N-Nitrosodimethylamine | ND | | ug/L | 9.4 | 2.6 | 0.94 | 382347 | 09/19/25 | 09/20/25 | ZFA |
| Aniline | ND | | ug/L | 9.4 | 3.0 | 0.94 | 382347 | 09/19/25 | 09/20/25 | ZFA |
| bis(2-Chloroethyl)ether | ND | | ug/L | 24 | 3.7 | 0.94 | 382347 | 09/19/25 | 09/20/25 | ZFA |
| 2-Chlorophenol | ND | | ug/L | 9.4 | 3.6 | 0.94 | 382347 | 09/19/25 | 09/20/25 | ZFA |
| 1,3-Dichlorobenzene | ND | | ug/L | 9.4 | 3.8 | 0.94 | 382347 | 09/19/25 | 09/20/25 | ZFA |
| 1,4-Dichlorobenzene | ND | | ug/L | 9.4 | 3.9 | 0.94 | 382347 | 09/19/25 | 09/20/25 | ZFA |
| Benzyl alcohol | ND | | ug/L | 24 | 4.9 | 0.94 | 382347 | 09/19/25 | 09/20/25 | ZFA |



Results for any subcontracted analyses are not included in this section.

ENTHALPY ANALYTICAL

# Analysis Results for 542490

| 542490-002 Analyte | Result | Qual | Units | RL | MDL | DF | Batch | Prepared | Analyzed | Chemist |
|---|---|---|---|---|---|---|---|---|---|---|
| 1,2-Dichlorobenzene | ND | | ug/L | 9.4 | 3.7 | 0.94 | 382347 | 09/19/25 | 09/20/25 | ZFA |
| bis(2-Chloroisopropyl) ether | ND | | ug/L | 9.4 | 4.1 | 0.94 | 382347 | 09/19/25 | 09/20/25 | ZFA |
| N-Nitroso-di-n-propylamine | ND | | ug/L | 9.4 | 3.9 | 0.94 | 382347 | 09/19/25 | 09/20/25 | ZFA |
| Hexachloroethane | ND | | ug/L | 9.4 | 3.5 | 0.94 | 382347 | 09/19/25 | 09/20/25 | ZFA |
| Nitrobenzene | ND | | ug/L | 24 | 7.9 | 0.94 | 382347 | 09/19/25 | 09/20/25 | ZFA |
| Isophorone | ND | | ug/L | 9.4 | 4.0 | 0.94 | 382347 | 09/19/25 | 09/20/25 | ZFA |
| 2-Nitrophenol | ND | | ug/L | 9.4 | 4.3 | 0.94 | 382347 | 09/19/25 | 09/20/25 | ZFA |
| 2,4-Dimethylphenol | ND | | ug/L | 9.4 | 3.5 | 0.94 | 382347 | 09/19/25 | 09/20/25 | ZFA |
| bis(2-Chloroethoxy)methane | ND | | ug/L | 9.4 | 3.7 | 0.94 | 382347 | 09/19/25 | 09/20/25 | ZFA |
| 2,4-Dichlorophenol | ND | | ug/L | 9.4 | 4.1 | 0.94 | 382347 | 09/19/25 | 09/20/25 | ZFA |
| 1,2,4-Trichlorobenzene | ND | | ug/L | 9.4 | 3.8 | 0.94 | 382347 | 09/19/25 | 09/20/25 | ZFA |
| 4-Chloroaniline | ND | | ug/L | 9.4 | 3.4 | 0.94 | 382347 | 09/19/25 | 09/20/25 | ZFA |
| Hexachlorobutadiene | ND | | ug/L | 9.4 | 3.1 | 0.94 | 382347 | 09/19/25 | 09/20/25 | ZFA |
| 4-Chloro-3-methylphenol | ND | | ug/L | 9.4 | 3.7 | 0.94 | 382347 | 09/19/25 | 09/20/25 | ZFA |
| 2-Methylnaphthalene | ND | | ug/L | 9.4 | 3.4 | 0.94 | 382347 | 09/19/25 | 09/20/25 | ZFA |
| Hexachlorocyclopentadiene | ND | | ug/L | 24 | 9.7 | 0.94 | 382347 | 09/19/25 | 09/20/25 | ZFA |
| 2,4,6-Trichlorophenol | ND | | ug/L | 9.4 | 4.2 | 0.94 | 382347 | 09/19/25 | 09/20/25 | ZFA |
| 2,4,5-Trichlorophenol | ND | | ug/L | 9.4 | 3.8 | 0.94 | 382347 | 09/19/25 | 09/20/25 | ZFA |
| 2-Chloronaphthalene | ND | | ug/L | 9.4 | 3.7 | 0.94 | 382347 | 09/19/25 | 09/20/25 | ZFA |
| 2-Nitroaniline | ND | | ug/L | 47 | 3.2 | 0.94 | 382347 | 09/19/25 | 09/20/25 | ZFA |
| Dimethylphthalate | ND | | ug/L | 9.4 | 3.8 | 0.94 | 382347 | 09/19/25 | 09/20/25 | ZFA |
| Acenaphthylene | ND | | ug/L | 9.4 | 4.5 | 0.94 | 382347 | 09/19/25 | 09/20/25 | ZFA |
| 2,6-Dinitrotoluene | ND | | ug/L | 9.4 | 3.7 | 0.94 | 382347 | 09/19/25 | 09/20/25 | ZFA |
| 3-Nitroaniline | ND | | ug/L | 9.4 | 3.4 | 0.94 | 382347 | 09/19/25 | 09/20/25 | ZFA |
| Acenaphthene | ND | | ug/L | 9.4 | 3.4 | 0.94 | 382347 | 09/19/25 | 09/20/25 | ZFA |
| 2,4-Dinitrophenol | ND | | ug/L | 47 | 7.2 | 0.94 | 382347 | 09/19/25 | 09/20/25 | ZFA |
| 4-Nitrophenol | ND | | ug/L | 9.4 | 5.3 | 0.94 | 382347 | 09/19/25 | 09/20/25 | ZFA |
| Dibenzofuran | ND | | ug/L | 9.4 | 3.4 | 0.94 | 382347 | 09/19/25 | 09/20/25 | ZFA |
| 2,4-Dinitrotoluene | ND | | ug/L | 9.4 | 3.1 | 0.94 | 382347 | 09/19/25 | 09/20/25 | ZFA |
| Diethylphthalate | ND | | ug/L | 9.4 | 2.9 | 0.94 | 382347 | 09/19/25 | 09/20/25 | ZFA |
| Fluorene | ND | | ug/L | 9.4 | 3.2 | 0.94 | 382347 | 09/19/25 | 09/20/25 | ZFA |
| 4-Chlorophenyl-phenylether | ND | | ug/L | 9.4 | 3.5 | 0.94 | 382347 | 09/19/25 | 09/20/25 | ZFA |
| 4-Nitroaniline | ND | | ug/L | 9.4 | 3.0 | 0.94 | 382347 | 09/19/25 | 09/20/25 | ZFA |
| 4,6-Dinitro-2-methylphenol | ND | | ug/L | 47 | 12 | 0.94 | 382347 | 09/19/25 | 09/20/25 | ZFA |
| N-Nitrosodiphenylamine | ND | | ug/L | 9.4 | 5.5 | 0.94 | 382347 | 09/19/25 | 09/20/25 | ZFA |
| 1,2-diphenylhydrazine (as azobenzene) | ND | | ug/L | 9.4 | 3.6 | 0.94 | 382347 | 09/19/25 | 09/20/25 | ZFA |
| 4-Bromophenyl-phenylether | ND | | ug/L | 9.4 | 3.8 | 0.94 | 382347 | 09/19/25 | 09/20/25 | ZFA |
| Hexachlorobenzene | ND | | ug/L | 9.4 | 3.4 | 0.94 | 382347 | 09/19/25 | 09/20/25 | ZFA |
| Pentachlorophenol | ND | | ug/L | 24 | 3.0 | 0.94 | 382347 | 09/19/25 | 09/20/25 | ZFA |
| Phenanthrene | ND | | ug/L | 9.4 | 2.5 | 0.94 | 382347 | 09/19/25 | 09/20/25 | ZFA |
| Anthracene | ND | | ug/L | 9.4 | 2.5 | 0.94 | 382347 | 09/19/25 | 09/20/25 | ZFA |
| Di-n-butylphthalate | ND | | ug/L | 9.4 | 1.6 | 0.94 | 382347 | 09/19/25 | 09/20/25 | ZFA |
| Fluoranthene | ND | | ug/L | 9.4 | 1.5 | 0.94 | 382347 | 09/19/25 | 09/20/25 | ZFA |
| Benzidine | ND | | ug/L | 47 | 14 | 0.94 | 382347 | 09/19/25 | 09/20/25 | ZFA |
| Pyrene | ND | | ug/L | 9.4 | 1.8 | 0.94 | 382347 | 09/19/25 | 09/20/25 | ZFA |
| Butylbenzylphthalate | ND | | ug/L | 9.4 | 2.0 | 0.94 | 382347 | 09/19/25 | 09/20/25 | ZFA |
| 3,3'-Dichlorobenzidine | ND | | ug/L | 24 | 3.3 | 0.94 | 382347 | 09/19/25 | 09/20/25 | ZFA |
| Benzo(a)anthracene | ND | | ug/L | 9.4 | 0.93 | 0.94 | 382347 | 09/19/25 | 09/20/25 | ZFA |
| Chrysene | ND | | ug/L | 9.4 | 1.2 | 0.94 | 382347 | 09/19/25 | 09/20/25 | ZFA |
| bis(2-Ethylhexyl)phthalate | ND | | ug/L | 9.4 | 3.1 | 0.94 | 382347 | 09/19/25 | 09/20/25 | ZFA |
| Di-n-octylphthalate | ND | | ug/L | 9.4 | 1.2 | 0.94 | 382347 | 09/19/25 | 09/20/25 | ZFA |



Results for any subcontracted analyses are not included in this section.

ENTHALPY ANALYTICAL

# Analysis Results for 542490

| 542490-002 Analyte | Result | Qual | Units | RL | MDL | DF | Batch | Prepared | Analyzed | Chemist |
|---|---|---|---|---|---|---|---|---|---|---|
| Benzo(b)fluoranthene | ND | | ug/L | 9.4 | 1.1 | 0.94 | 382347 | 09/19/25 | 09/20/25 | ZFA |
| Benzo(k)fluoranthene | ND | | ug/L | 9.4 | 1.3 | 0.94 | 382347 | 09/19/25 | 09/20/25 | ZFA |
| Benzo(a)pyrene | ND | | ug/L | 9.4 | 1.3 | 0.94 | 382347 | 09/19/25 | 09/20/25 | ZFA |
| Indeno(1,2,3-cd)pyrene | ND | | ug/L | 9.4 | 1.1 | 0.94 | 382347 | 09/19/25 | 09/20/25 | ZFA |
| Dibenz(a,h)anthracene | ND | | ug/L | 9.4 | 1.4 | 0.94 | 382347 | 09/19/25 | 09/20/25 | ZFA |
| Benzo(g,h,i)perylene | ND | | ug/L | 9.4 | 1.4 | 0.94 | 382347 | 09/19/25 | 09/20/25 | ZFA |
| **Surrogates** | | | | **Limits** | | | | | | |
| 2-Fluorophenol | 38% | | %REC | 15-120 | | 0.94 | 382347 | 09/19/25 | 09/20/25 | ZFA |
| Phenol-d6 | 25% | | %REC | 15-120 | | 0.94 | 382347 | 09/19/25 | 09/20/25 | ZFA |
| 2,4,6-Tribromophenol | 82% | | %REC | 15-140 | | 0.94 | 382347 | 09/19/25 | 09/20/25 | ZFA |
| Nitrobenzene-d5 | 59% | | %REC | 15-123 | | 0.94 | 382347 | 09/19/25 | 09/20/25 | ZFA |
| 2-Fluorobiphenyl | 59% | | %REC | 15-120 | | 0.94 | 382347 | 09/19/25 | 09/20/25 | ZFA |
| Terphenyl-d14 | 68% | | %REC | 15-120 | | 0.94 | 382347 | 09/19/25 | 09/20/25 | ZFA |
| Method: SM 4500-CN-E<br>Prep Method: METHOD | | | | | | | | | | |
| Cyanide | ND | | mg/L | 0.0050 | 0.0017 | 0.5 | 382786 | 09/24/25 | 09/26/25 | CKN |
| Method: SM 4500-S2-D<br>Prep Method: METHOD | | | | | | | | | | |
| Sulfide | ND | | mg/L | 0.10 | | 1 | 382564 | 09/22/25 | 09/22/25 | LVL |
| Method: SM 5310B<br>Prep Method: SM 5310B | | | | | | | | | | |
| Total Organic Carbon | **6.7** | | mg/L | 1.0 | 0.49 | 1 | 382325 | 09/18/25 | 09/19/25 | ARM |
| Method: SM 9221B<br>Prep Method: METHOD | | | | | | | | | | |
| Coliform, Total | **>1,600** | H | MPN/100ml | 1.8 | | 1 | 382377 | 09/18/25 17:36 | 09/20/25 18:03 | LXT |
| Method: SM 9221F | | | | | | | | | | |
| Coliform, E. Coli | **130** | H | MPN/100ml | 1.8 | | 1 | 382377 | 09/18/25 17:36 | 09/20/25 18:03 | LXT |
| Method: SM2130B | | | | | | | | | | |
| Turbidity | **2,600** | | NTU | 2.0 | 1.2 | 10 | 382324 | 09/18/25 19:21 | 09/18/25 19:21 | TRR |
| Method: SM2320B<br>Prep Method: METHOD | | | | | | | | | | |
| Bicarbonate | **260** | | mg/L | 3.0 | | 1.3 | 382459 | 09/20/25 | 09/20/25 | WWC |
| Alkalinity, Total as CaCO3 | **220** | | mg/L | 2.5 | | 1.3 | 382459 | 09/20/25 | 09/20/25 | WWC |
| Method: SM2510B<br>Prep Method: METHOD | | | | | | | | | | |
| Specific Conductance | **1,220** | | umhos/cm | 1.0 | | 1 | 382578 | 09/22/25 | 09/22/25 | RDL |
| Method: SM2540C<br>Prep Method: METHOD | | | | | | | | | | |
| Total Dissolved Solids | **940** | | mg/L | 20 | | 2 | 382577 | 09/22/25 | 09/23/25 | RDL |
| Method: SM2540D<br>Prep Method: METHOD | | | | | | | | | | |
| Total Suspended Solids | **15,000** | | mg/L | 0.5 | | 1 | 382466 | 09/20/25 | 09/22/25 | TRR |
| Method: SM5210B<br>Prep Method: METHOD | | | | | | | | | | |
| Biochemical Oxygen Demand | ND | | mg/L | 3.0 | | 1 | 382353 | 09/19/25 12:32 | 09/24/25 12:18 | ARM |
| Method: SM5220D<br>Prep Method: METHOD | | | | | | | | | | |



Results for any subcontracted analyses are not included in this section.

ENTHALPY ANALYTICAL

# Analysis Results for 542490

| 542490-002 Analyte | Result | Qual | Units | RL | MDL | DF | Batch | Prepared | Analyzed | Chemist |
|---|---|---|---|---|---|---|---|---|---|---|
| Chemical Oxygen Demand | **23** | | mg/L | 4.0 | 2.0 | 1 | 382863 | 09/25/25 | 09/25/25 | ARM |

| | |
|---|---|
| # | CCV drift outside limits; average CCV drift within limits per method requirements |
| > | Value exceeds indicated concentration |
| B | Contamination found in associated Method Blank |
| C | Presence confirmed, but RPD between columns exceeds 40% |
| H | Holding time was exceeded |
| J | Estimated value |
| ND | Not Detected |



Results for any subcontracted analyses are not included in this section.

ENTHALPY ANALYTICAL

# Batch QC

| Type: Blank | Lab ID: QC1297711 | Batch: 383073 |
|---|---|---|
| Matrix: Water | Method: EPA 1664A | Prep Method: METHOD |

| QC1297711 Analyte | Result | Qual | Units | RL | MDL | Prepared | Analyzed |
|---|---|---|---|---|---|---|---|
| Total Oil and Grease | ND | | mg/L | 5.0 | 0.97 | 09/28/25 | 09/29/25 |

| Type: Lab Control Sample | Lab ID: QC1297712 | Batch: 383073 |
|---|---|---|
| Matrix: Water | Method: EPA 1664A | Prep Method: METHOD |

| QC1297712 Analyte | Result | Spiked | Units | Recovery | Qual | Limits |
|---|---|---|---|---|---|---|
| Total Oil and Grease | 36.00 | 40.00 | mg/L | 90% | | 78-114 |

| Type: Lab Control Sample Duplicate | Lab ID: QC1297713 | Batch: 383073 |
|---|---|---|
| Matrix: Water | Method: EPA 1664A | Prep Method: METHOD |

| QC1297713 Analyte | Result | Spiked | Units | Recovery | Qual | Limits | RPD | RPD Lim |
|---|---|---|---|---|---|---|---|---|
| Total Oil and Grease | 37.10 | 40.00 | mg/L | 93% | | 78-114 | 3 | 18 |

| Type: Blank | Lab ID: QC1295250 | Batch: 382392 |
|---|---|---|
| Matrix: Water | Method: EPA 200.7 | Prep Method: EPA 3015A |

| QC1295250 Analyte | Result | Qual | Units | RL | MDL | Prepared | Analyzed |
|---|---|---|---|---|---|---|---|
| Calcium | ND | | mg/L | 1.0 | 0.57 | 09/19/25 | 09/19/25 |
| Iron | ND | | mg/L | 0.10 | 0.041 | 09/19/25 | 09/19/25 |
| Magnesium | ND | | mg/L | 0.10 | 0.025 | 09/19/25 | 09/19/25 |
| Potassium | ND | | mg/L | 0.50 | 0.42 | 09/19/25 | 09/19/25 |
| Sodium | ND | | mg/L | 0.50 | 0.35 | 09/19/25 | 09/20/25 |

| Type: Lab Control Sample | Lab ID: QC1295251 | Batch: 382392 |
|---|---|---|
| Matrix: Water | Method: EPA 200.7 | Prep Method: EPA 3015A |

| QC1295251 Analyte | Result | Spiked | Units | Recovery | Qual | Limits |
|---|---|---|---|---|---|---|
| Calcium | 21.71 | 20.40 | mg/L | 106% | | 85-115 |
| Iron | 0.4244 | 0.4000 | mg/L | 106% | | 85-115 |
| Magnesium | 22.15 | 20.40 | mg/L | 109% | | 85-115 |
| Potassium | 25.90 | 24.00 | mg/L | 108% | | 85-115 |
| Sodium | 22.41 | 20.40 | mg/L | 110% | | 85-115 |

ENTHALPY ANALYTICAL

# Batch QC

| Type: | Matrix Spike | Lab ID: | QC1295252 | Batch: | 382392 |
|---|---|---|---|---|---|
| Matrix (Source ID): | Water (542490-001) | Method: | EPA 200.7 | Prep Method: | EPA 3015A |

| QC1295252 Analyte | Result | Source Sample Result | Spiked | Units | Recovery | Qual | Limits | DF |
|---|---|---|---|---|---|---|---|---|
| Calcium | 52.06 | 31.49 | 20.40 | mg/L | 101% | | 75-125 | 1 |
| Iron | 1.224 | 0.7848 | 0.4000 | mg/L | 110% | | 75-125 | 1 |
| Magnesium | 24.72 | 3.471 | 20.40 | mg/L | 104% | | 75-125 | 1 |
| Potassium | 30.18 | 4.917 | 24.00 | mg/L | 105% | | 75-125 | 1 |
| Sodium | 38.48 | 17.41 | 20.40 | mg/L | 103% | | 75-125 | 1 |

| Type: | Matrix Spike Duplicate | Lab ID: | QC1295253 | Batch: | 382392 |
|---|---|---|---|---|---|
| Matrix (Source ID): | Water (542490-001) | Method: | EPA 200.7 | Prep Method: | EPA 3015A |

| QC1295253 Analyte | Result | Source Sample Result | Spiked | Units | Recovery | Qual | Limits | RPD | RPD Lim | DF |
|---|---|---|---|---|---|---|---|---|---|---|
| Calcium | 51.80 | 31.49 | 20.40 | mg/L | 100% | | 75-125 | 1 | 20 | 1 |
| Iron | 1.234 | 0.7848 | 0.4000 | mg/L | 112% | | 75-125 | 1 | 20 | 1 |
| Magnesium | 24.29 | 3.471 | 20.40 | mg/L | 102% | | 75-125 | 2 | 20 | 1 |
| Potassium | 29.70 | 4.917 | 24.00 | mg/L | 103% | | 75-125 | 2 | 20 | 1 |
| Sodium | 38.18 | 17.41 | 20.40 | mg/L | 102% | | 75-125 | 1 | 20 | 1 |

| Type: | Serial Dilution | Lab ID: | QC1295277 | Batch: | 382392 |
|---|---|---|---|---|---|
| Matrix (Source ID): | Water (542490-001) | Method: | EPA 200.7 | Prep Method: | EPA 3015A |

| QC1295277 Analyte | Result | Source Sample Result | Units | Qual | RPD | RPD Lim | DF |
|---|---|---|---|---|---|---|---|
| Calcium | 31.82 | 31.49 | mg/L | | | | 5 |
| Iron | 0.8207 | 0.7848 | mg/L | | | | 5 |
| Magnesium | 3.446 | 3.471 | mg/L | | | | 5 |
| Potassium | 4.708 | 4.917 | mg/L | | | | 5 |
| Sodium | 17.86 | 17.41 | mg/L | | | | 5 |

ENTHALPY ANALYTICAL

# Batch QC

| Type: Lab Control Sample | Lab ID: QC1295293 | Batch: 382402 |
|---|---|---|
| Matrix: Filtrate | Method: EPA 200.8 | Prep Method: EPA 3015A |

| QC1295293 Analyte | Result | Spiked | Units | Recovery | Qual | Limits |
|---|---|---|---|---|---|---|
| Antimony | 100.8 | 100.0 | ug/L | 101% | | 85-115 |
| Arsenic | 94.62 | 100.0 | ug/L | 95% | | 85-115 |
| Barium | 95.77 | 100.0 | ug/L | 96% | | 85-115 |
| Beryllium | 90.43 | 100.0 | ug/L | 90% | | 85-115 |
| Boron | 92.38 | 100.0 | ug/L | 92% | | 85-115 |
| Cadmium | 94.98 | 100.0 | ug/L | 95% | | 85-115 |
| Chromium | 88.76 | 100.0 | ug/L | 89% | | 85-115 |
| Cobalt | 91.93 | 100.0 | ug/L | 92% | | 85-115 |
| Copper | 91.67 | 100.0 | ug/L | 92% | | 85-115 |
| Lead | 95.97 | 100.0 | ug/L | 96% | | 85-115 |
| Manganese | 89.15 | 100.0 | ug/L | 89% | | 85-115 |
| Nickel | 91.58 | 100.0 | ug/L | 92% | | 85-115 |
| Selenium | 87.32 | 100.0 | ug/L | 87% | | 85-115 |
| Silver | 48.37 | 50.00 | ug/L | 97% | | 85-115 |
| Thallium | 95.06 | 100.0 | ug/L | 95% | | 85-115 |
| Tin | 93.28 | 100.0 | ug/L | 93% | | 85-115 |
| Vanadium | 89.29 | 100.0 | ug/L | 89% | | 85-115 |
| Zinc | 87.51 | 100.0 | ug/L | 88% | | 85-115 |

| Type: Matrix Spike | Lab ID: QC1295294 | Batch: 382402 |
|---|---|---|
| Matrix (Source ID): Water (542490-001) | Method: EPA 200.8 | Prep Method: EPA 3015A |

| QC1295294 Analyte | Result | Source Sample Result | Spiked | Units | Recovery | Qual | Limits | DF |
|---|---|---|---|---|---|---|---|---|
| Antimony | 99.99 | 1.669 | 100.0 | ug/L | 98% | | 70-130 | 10 |
| Arsenic | 103.4 | 4.856 | 100.0 | ug/L | 99% | | 70-130 | 10 |
| Barium | 117.4 | 21.26 | 100.0 | ug/L | 96% | | 70-130 | 10 |
| Beryllium | 93.81 | ND | 100.0 | ug/L | 94% | | 70-130 | 10 |
| Boron | 228.3 | 137.6 | 100.0 | ug/L | 91% | | 70-130 | 10 |
| Cadmium | 97.30 | ND | 100.0 | ug/L | 97% | | 70-130 | 10 |
| Chromium | 90.60 | 2.657 | 100.0 | ug/L | 88% | | 70-130 | 10 |
| Cobalt | 94.11 | 1.326 | 100.0 | ug/L | 93% | | 70-130 | 10 |
| Copper | 105.9 | 9.298 | 100.0 | ug/L | 97% | | 70-130 | 10 |
| Lead | 99.14 | 0.9295 | 100.0 | ug/L | 98% | | 70-130 | 10 |
| Manganese | 138.5 | 49.25 | 100.0 | ug/L | 89% | | 70-130 | 10 |
| Nickel | 100.2 | 4.199 | 100.0 | ug/L | 96% | | 70-130 | 10 |
| Selenium | 77.31 | ND | 100.0 | ug/L | 77% | | 70-130 | 10 |
| Silver | 48.59 | ND | 50.00 | ug/L | 97% | | 70-130 | 10 |
| Thallium | 95.32 | ND | 100.0 | ug/L | 95% | | 70-130 | 10 |
| Tin | 88.47 | ND | 100.0 | ug/L | 88% | | 70-130 | 10 |
| Vanadium | 93.05 | 6.886 | 100.0 | ug/L | 86% | | 70-130 | 10 |
| Zinc | 102.4 | 9.223 | 100.0 | ug/L | 93% | | 70-130 | 10 |

ENTHALPY ANALYTICAL

# Batch QC

| Type: | Matrix Spike Duplicate | Lab ID: | QC1295295 | Batch: | 382402 |
|---|---|---|---|---|---|
| Matrix (Source ID): | Water (542490-001) | Method: | EPA 200.8 | Prep Method: | EPA 3015A |

| QC1295295 Analyte | Result | Source Sample Result | Spiked | Units | Recovery | Qual | Limits | RPD | RPD Lim | DF |
|---|---|---|---|---|---|---|---|---|---|---|
| Antimony | 100.7 | 1.669 | 100.0 | ug/L | 99% | | 70-130 | 1 | 20 | 10 |
| Arsenic | 100.2 | 4.856 | 100.0 | ug/L | 95% | | 70-130 | 3 | 20 | 10 |
| Barium | 119.8 | 21.26 | 100.0 | ug/L | 99% | | 70-130 | 2 | 20 | 10 |
| Beryllium | 94.41 | ND | 100.0 | ug/L | 94% | | 70-130 | 1 | 20 | 10 |
| Boron | 222.7 | 137.6 | 100.0 | ug/L | 85% | | 70-130 | 3 | 20 | 10 |
| Cadmium | 97.05 | ND | 100.0 | ug/L | 97% | | 70-130 | 0 | 20 | 10 |
| Chromium | 93.19 | 2.657 | 100.0 | ug/L | 91% | | 70-130 | 3 | 20 | 10 |
| Cobalt | 100.3 | 1.326 | 100.0 | ug/L | 99% | | 70-130 | 6 | 20 | 10 |
| Copper | 105.8 | 9.298 | 100.0 | ug/L | 96% | | 70-130 | 0 | 20 | 10 |
| Lead | 101.1 | 0.9295 | 100.0 | ug/L | 100% | | 70-130 | 2 | 20 | 10 |
| Manganese | 141.7 | 49.25 | 100.0 | ug/L | 92% | | 70-130 | 2 | 20 | 10 |
| Nickel | 98.63 | 4.199 | 100.0 | ug/L | 94% | | 70-130 | 2 | 20 | 10 |
| Selenium | 78.05 | ND | 100.0 | ug/L | 78% | | 70-130 | 1 | 20 | 10 |
| Silver | 48.60 | ND | 50.00 | ug/L | 97% | | 70-130 | 0 | 20 | 10 |
| Thallium | 97.12 | ND | 100.0 | ug/L | 97% | | 70-130 | 2 | 20 | 10 |
| Tin | 86.75 | ND | 100.0 | ug/L | 87% | | 70-130 | 2 | 20 | 10 |
| Vanadium | 98.67 | 6.886 | 100.0 | ug/L | 92% | | 70-130 | 6 | 20 | 10 |
| Zinc | 100.9 | 9.223 | 100.0 | ug/L | 92% | | 70-130 | 1 | 20 | 10 |

| Type: | Blank | Lab ID: | QC1295296 | Batch: | 382402 |
|---|---|---|---|---|---|
| Matrix: | Water | Method: | EPA 200.8 | Prep Method: | EPA 3015A |

| QC1295296 Analyte | Result | Qual | Units | RL | MDL | Prepared | Analyzed |
|---|---|---|---|---|---|---|---|
| Antimony | ND | | ug/L | 2.0 | 0.31 | 09/19/25 | 09/19/25 |
| Arsenic | ND | | ug/L | 2.0 | 0.22 | 09/19/25 | 09/19/25 |
| Barium | ND | | ug/L | 5.0 | 0.46 | 09/19/25 | 09/19/25 |
| Beryllium | ND | | ug/L | 1.0 | 0.076 | 09/19/25 | 09/19/25 |
| Boron | ND | | ug/L | 10 | 5.6 | 09/19/25 | 09/19/25 |
| Cadmium | ND | | ug/L | 1.0 | 0.26 | 09/19/25 | 09/19/25 |
| Chromium | ND | | ug/L | 5.0 | 0.34 | 09/19/25 | 09/19/25 |
| Cobalt | ND | | ug/L | 1.0 | 0.074 | 09/19/25 | 09/19/25 |
| Copper | ND | | ug/L | 5.0 | 2.0 | 09/19/25 | 09/19/25 |
| Lead | ND | | ug/L | 5.0 | 0.16 | 09/19/25 | 09/19/25 |
| Manganese | ND | | ug/L | 10 | 4.3 | 09/19/25 | 09/19/25 |
| Nickel | ND | | ug/L | 5.0 | 0.84 | 09/19/25 | 09/19/25 |
| Selenium | ND | | ug/L | 4.0 | 1.6 | 09/19/25 | 09/19/25 |
| Silver | ND | | ug/L | 5.0 | 0.51 | 09/19/25 | 09/19/25 |
| Thallium | ND | | ug/L | 1.0 | 0.19 | 09/19/25 | 09/19/25 |
| Tin | ND | | ug/L | 5.0 | 0.49 | 09/19/25 | 09/19/25 |
| Vanadium | ND | | ug/L | 5.0 | 0.36 | 09/19/25 | 09/19/25 |
| Zinc | ND | | ug/L | 10 | 7.4 | 09/19/25 | 09/19/25 |

ENTHALPY ANALYTICAL

# Batch QC

| Type: Blank | Lab ID: QC1295146 | Batch: 382351 |
|---|---|---|
| Matrix: Water | Method: EPA 245.1 | Prep Method: EPA 245.1 |

| QC1295146 Analyte | Result | Qual | Units | RL | MDL | Prepared | Analyzed |
|---|---|---|---|---|---|---|---|
| Mercury | ND | | ug/L | 0.40 | 0.032 | 09/19/25 | 09/19/25 |

| Type: Lab Control Sample | Lab ID: QC1295147 | Batch: 382351 |
|---|---|---|
| Matrix: Water | Method: EPA 245.1 | Prep Method: EPA 245.1 |

| QC1295147 Analyte | Result | Spiked | Units | Recovery | Qual | Limits |
|---|---|---|---|---|---|---|
| Mercury | 4.822 | 5.000 | ug/L | 96% | | 85-115 |

| Type: Matrix Spike | Lab ID: QC1295148 | Batch: 382351 |
|---|---|---|
| Matrix (Source ID): Water (542490-001) | Method: EPA 245.1 | Prep Method: EPA 245.1 |

| QC1295148 Analyte | Result | Source Sample Result | Spiked | Units | Recovery | Qual | Limits | DF |
|---|---|---|---|---|---|---|---|---|
| Mercury | 4.880 | 0.2069 | 5.000 | ug/L | 93% | | 75-125 | 1 |

| Type: Matrix Spike Duplicate | Lab ID: QC1295149 | Batch: 382351 |
|---|---|---|
| Matrix (Source ID): Water (542490-001) | Method: EPA 245.1 | Prep Method: EPA 245.1 |

| QC1295149 Analyte | Result | Source Sample Result | Spiked | Units | Recovery | Qual | Limits | RPD | RPD Lim | DF |
|---|---|---|---|---|---|---|---|---|---|---|
| Mercury | 4.817 | 0.2069 | 5.000 | ug/L | 92% | | 75-125 | 1 | 20 | 1 |

| Type: Blank | Lab ID: QC1295026 | Batch: 382322 |
|---|---|---|
| Matrix: Water | Method: EPA 300.0 | Prep Method: METHOD |

| QC1295026 Analyte | Result | Qual | Units | RL | MDL | Prepared | Analyzed |
|---|---|---|---|---|---|---|---|
| Fluoride | ND | | mg/L | 0.20 | 0.073 | 09/18/25 20:30 | 09/19/25 04:17 |
| Chloride | ND | | mg/L | 1.0 | 0.27 | 09/18/25 20:30 | 09/19/25 04:17 |
| Nitrogen, Nitrite | ND | | mg/L | 0.10 | 0.02 | 09/18/25 20:30 | 09/19/25 04:17 |
| Bromide | ND | | mg/L | 0.30 | 0.060 | 09/18/25 20:30 | 09/19/25 04:17 |
| Nitrogen, Nitrate | ND | | mg/L | 0.10 | 0.05 | 09/18/25 20:30 | 09/19/25 04:17 |
| Sulfate | ND | | mg/L | 1.0 | 0.18 | 09/18/25 20:30 | 09/19/25 04:17 |

| Type: Lab Control Sample | Lab ID: QC1295027 | Batch: 382322 |
|---|---|---|
| Matrix: Water | Method: EPA 300.0 | Prep Method: METHOD |

| QC1295027 Analyte | Result | Spiked | Units | Recovery | Qual | Limits |
|---|---|---|---|---|---|---|
| Fluoride | 10.48 | 10.00 | mg/L | 105% | | 90-110 |
| Chloride | 45.55 | 50.00 | mg/L | 91% | | 90-110 |
| Nitrogen, Nitrite | 4.263 | 4.567 | mg/L | 93% | | 90-110 |
| Bromide | 13.86 | 15.00 | mg/L | 92% | | 90-110 |
| Nitrogen, Nitrate | 4.337 | 4.518 | mg/L | 96% | | 90-110 |
| Sulfate | 24.40 | 25.00 | mg/L | 98% | | 90-110 |

ENTHALPY ANALYTICAL

# Batch QC

| Type: | Matrix Spike | Lab ID: | QC1295030 | Batch: | 382322 |
|---|---|---|---|---|---|
| Matrix (Source ID): | Water (542478-001) | Method: | EPA 300.0 | Prep Method: | METHOD |

| QC1295030 Analyte | Result | Source Sample Result | Spiked | Units | Recovery | Qual | Limits | DF |
|---|---|---|---|---|---|---|---|---|
| Fluoride | 25.34 | 0.09340 | 20.00 | mg/L | 126% | | 80-129 | 1 |
| Chloride | 165.1 | 50.12 | 100.0 | mg/L | 115% | | 80-123 | 1 |
| Nitrogen, Nitrite | 9.992 | ND | 9.134 | mg/L | 109% | | 80-122 | 1 |
| Bromide | 15.38 | 0.2644 | 15.00 | mg/L | 101% | | 80-121 | 1 |
| Nitrogen, Nitrate | 17.05 | 7.782 | 9.036 | mg/L | 103% | | 80-123 | 1 |
| Sulfate | 310.8 | 280.3 | 50.00 | mg/L | 61% | E,NM | 79-124 | 1 |

| Type: | Matrix Spike Duplicate | Lab ID: | QC1295031 | Batch: | 382322 |
|---|---|---|---|---|---|
| Matrix (Source ID): | Water (542478-001) | Method: | EPA 300.0 | Prep Method: | METHOD |

| QC1295031 Analyte | Result | Source Sample Result | Spiked | Units | Recovery | Qual | Limits | RPD | RPD Lim | DF |
|---|---|---|---|---|---|---|---|---|---|---|
| Fluoride | 23.32 | 0.09340 | 20.00 | mg/L | 116% | | 80-129 | 8 | 21 | 1 |
| Chloride | 157.1 | 50.12 | 100.0 | mg/L | 107% | | 80-123 | 5 | 20 | 1 |
| Nitrogen, Nitrite | 9.246 | ND | 9.134 | mg/L | 101% | | 80-122 | 8 | 21 | 1 |
| Bromide | 14.32 | 0.2644 | 15.00 | mg/L | 94% | | 80-121 | 7 | 20 | 1 |
| Nitrogen, Nitrate | 16.40 | 7.782 | 9.036 | mg/L | 95% | | 80-123 | 4 | 20 | 1 |
| Sulfate | 308.0 | 280.3 | 50.00 | mg/L | 55% | E,NM | 79-124 | | 20 | 1 |

| Type: | Matrix Spike | Lab ID: | QC1295057 | Batch: | 382322 |
|---|---|---|---|---|---|
| Matrix (Source ID): | Water (542490-001) | Method: | EPA 300.0 | Prep Method: | METHOD |

| QC1295057 Analyte | Result | Source Sample Result | Spiked | Units | Recovery | Qual | Limits | DF |
|---|---|---|---|---|---|---|---|---|
| Fluoride | 19.23 | ND | 20.00 | mg/L | 96% | | 80-129 | 1 |
| Chloride | 112.9 | 11.34 | 100.0 | mg/L | 102% | | 80-123 | 1 |
| Nitrogen, Nitrite | 8.862 | 0.03280 | 9.134 | mg/L | 97% | | 80-122 | 1 |
| Bromide | 13.65 | 0.06979 | 15.00 | mg/L | 91% | | 80-121 | 1 |
| Nitrogen, Nitrate | 12.11 | 3.562 | 9.036 | mg/L | 95% | | 80-123 | 1 |
| Sulfate | 90.69 | 43.39 | 50.00 | mg/L | 95% | | 79-124 | 1 |

| Type: | Matrix Spike Duplicate | Lab ID: | QC1295058 | Batch: | 382322 |
|---|---|---|---|---|---|
| Matrix (Source ID): | Water (542490-001) | Method: | EPA 300.0 | Prep Method: | METHOD |

| QC1295058 Analyte | Result | Source Sample Result | Spiked | Units | Recovery | Qual | Limits | RPD | RPD Lim | DF |
|---|---|---|---|---|---|---|---|---|---|---|
| Fluoride | 19.21 | ND | 20.00 | mg/L | 96% | | 80-129 | 0 | 21 | 1 |
| Chloride | 112.8 | 11.34 | 100.0 | mg/L | 101% | | 80-123 | 0 | 20 | 1 |
| Nitrogen, Nitrite | 8.866 | 0.03280 | 9.134 | mg/L | 97% | | 80-122 | 0 | 21 | 1 |
| Bromide | 13.66 | 0.06979 | 15.00 | mg/L | 91% | | 80-121 | 0 | 20 | 1 |
| Nitrogen, Nitrate | 12.12 | 3.562 | 9.036 | mg/L | 95% | | 80-123 | 0 | 20 | 1 |
| Sulfate | 90.65 | 43.39 | 50.00 | mg/L | 95% | | 79-124 | 0 | 20 | 1 |

ENTHALPY ANALYTICAL

# Batch QC

| Type: Blank | Lab ID: QC1296989 | Batch: 382894 |
|---|---|---|
| Matrix: Water | Method: EPA 350.1 | Prep Method: METHOD |

| QC1296989 Analyte | Result | Qual | Units | RL | MDL | Prepared | Analyzed |
|---|---|---|---|---|---|---|---|
| Ammonia-N | ND | | mg/L | 0.10 | 0.050 | 09/25/25 | 09/29/25 |

| Type: Lab Control Sample | Lab ID: QC1296990 | Batch: 382894 |
|---|---|---|
| Matrix: Water | Method: EPA 350.1 | Prep Method: METHOD |

| QC1296990 Analyte | Result | Spiked | Units | Recovery | Qual | Limits |
|---|---|---|---|---|---|---|
| Ammonia-N | 0.9883 | 1.000 | mg/L | 99% | | 90-110 |

| Type: Matrix Spike | Lab ID: QC1296991 | Batch: 382894 |
|---|---|---|
| Matrix (Source ID): Water (542337-001) | Method: EPA 350.1 | Prep Method: METHOD |

| QC1296991 Analyte | Result | Source Sample Result | Spiked | Units | Recovery | Qual | Limits | DF |
|---|---|---|---|---|---|---|---|---|
| Ammonia-N | 0.8854 | ND | 1.000 | mg/L | 89% | * | 90-110 | 1 |

| Type: Matrix Spike Duplicate | Lab ID: QC1296992 | Batch: 382894 |
|---|---|---|
| Matrix (Source ID): Water (542337-001) | Method: EPA 350.1 | Prep Method: METHOD |

| QC1296992 Analyte | Result | Source Sample Result | Spiked | Units | Recovery | Qual | Limits | RPD | RPD Lim | DF |
|---|---|---|---|---|---|---|---|---|---|---|
| Ammonia-N | 1.003 | ND | 1.000 | mg/L | 100% | | 90-110 | 12 | 20 | 1 |

| Type: Matrix Spike | Lab ID: QC1296993 | Batch: 382894 |
|---|---|---|
| Matrix (Source ID): Water (542337-002) | Method: EPA 350.1 | Prep Method: METHOD |

| QC1296993 Analyte | Result | Source Sample Result | Spiked | Units | Recovery | Qual | Limits | DF |
|---|---|---|---|---|---|---|---|---|
| Ammonia-N | 1.091 | 0.09666 | 1.000 | mg/L | 99% | | 90-110 | 1 |

| Type: Matrix Spike Duplicate | Lab ID: QC1296994 | Batch: 382894 |
|---|---|---|
| Matrix (Source ID): Water (542337-002) | Method: EPA 350.1 | Prep Method: METHOD |

| QC1296994 Analyte | Result | Source Sample Result | Spiked | Units | Recovery | Qual | Limits | RPD | RPD Lim | DF |
|---|---|---|---|---|---|---|---|---|---|---|
| Ammonia-N | 1.174 | 0.09666 | 1.000 | mg/L | 108% | | 90-110 | 7 | 20 | 1 |

| Type: Blank | Lab ID: QC1296541 | Batch: 382769 |
|---|---|---|
| Matrix: Water | Method: EPA 420.1 | Prep Method: METHOD |

| QC1296541 Analyte | Result | Qual | Units | RL | MDL | Prepared | Analyzed |
|---|---|---|---|---|---|---|---|
| Total Phenolics | ND | | mg/L | 0.010 | 0.0047 | 09/24/25 | 09/24/25 |

ENTHALPY ANALYTICAL

# Batch QC

| | | |
|---|---|---|
| **Type:** Lab Control Sample | **Lab ID:** QC1296542 | **Batch:** 382769 |
| **Matrix:** Water | **Method:** EPA 420.1 | **Prep Method:** METHOD |

| QC1296542 Analyte | Result | Spiked | Units | Recovery | Qual | Limits |
|---|---|---|---|---|---|---|
| Total Phenolics | 0.07500 | 0.08000 | mg/L | 94% | | 80-120 |

| | | |
|---|---|---|
| **Type:** Lab Control Sample Duplicate | **Lab ID:** QC1296543 | **Batch:** 382769 |
| **Matrix:** Water | **Method:** EPA 420.1 | **Prep Method:** METHOD |

| QC1296543 Analyte | Result | Spiked | Units | Recovery | Qual | Limits | RPD | RPD Lim |
|---|---|---|---|---|---|---|---|---|
| Total Phenolics | 0.07400 | 0.08000 | mg/L | 93% | | 80-120 | 1 | 20 |

ENTHALPY ANALYTICAL

# Batch QC

| Type: Blank | Lab ID: QC1295126 | Batch: 382347 |
|---|---|---|
| Matrix: Water | | |

| QC1295126 Analyte | Result | Qual | Units | RL | MDL | Prepared | Analyzed |
|---|---|---|---|---|---|---|---|
| Method: EPA 625.1<br>Prep Method: EPA 3510C | | | | | | | |
| Pyridine | ND | | ug/L | 10 | 1.7 | 09/19/25 | 09/19/25 |
| Phenol | ND | | ug/L | 10 | 1.7 | 09/19/25 | 09/19/25 |
| 2-Methylphenol | ND | | ug/L | 10 | 3.3 | 09/19/25 | 09/19/25 |
| 3-,4-Methylphenol | ND | | ug/L | 10 | 3.1 | 09/19/25 | 09/19/25 |
| Benzoic acid | 8.6 | J | ug/L | 50 | 7.6 | 09/19/25 | 09/19/25 |
| Naphthalene | ND | | ug/L | 10 | 3.8 | 09/19/25 | 09/19/25 |
| Cresol | ND | | ug/L | 10 | | 09/19/25 | 09/19/25 |
| Method: EPA 8270C<br>Prep Method: EPA 3510C | | | | | | | |
| Carbazole | ND | | ug/L | 10 | 1.9 | 09/19/25 | 09/19/25 |
| N-Nitrosodimethylamine | ND | | ug/L | 10 | 2.8 | 09/19/25 | 09/19/25 |
| Aniline | ND | | ug/L | 10 | 3.2 | 09/19/25 | 09/19/25 |
| bis(2-Chloroethyl)ether | ND | | ug/L | 25 | 3.9 | 09/19/25 | 09/19/25 |
| 2-Chlorophenol | ND | | ug/L | 10 | 3.8 | 09/19/25 | 09/19/25 |
| 1,3-Dichlorobenzene | ND | | ug/L | 10 | 4.0 | 09/19/25 | 09/19/25 |
| 1,4-Dichlorobenzene | ND | | ug/L | 10 | 4.2 | 09/19/25 | 09/19/25 |
| Benzyl alcohol | ND | | ug/L | 25 | 5.2 | 09/19/25 | 09/19/25 |
| 1,2-Dichlorobenzene | ND | | ug/L | 10 | 3.9 | 09/19/25 | 09/19/25 |
| bis(2-Chloroisopropyl) ether | ND | | ug/L | 10 | 4.3 | 09/19/25 | 09/19/25 |
| N-Nitroso-di-n-propylamine | ND | | ug/L | 10 | 4.2 | 09/19/25 | 09/19/25 |
| Hexachloroethane | ND | | ug/L | 10 | 3.7 | 09/19/25 | 09/19/25 |
| Nitrobenzene | ND | | ug/L | 25 | 8.4 | 09/19/25 | 09/19/25 |
| Isophorone | ND | | ug/L | 10 | 4.2 | 09/19/25 | 09/19/25 |
| 2-Nitrophenol | ND | | ug/L | 10 | 4.6 | 09/19/25 | 09/19/25 |
| 2,4-Dimethylphenol | ND | | ug/L | 10 | 3.7 | 09/19/25 | 09/19/25 |
| bis(2-Chloroethoxy)methane | ND | | ug/L | 10 | 3.9 | 09/19/25 | 09/19/25 |
| 2,4-Dichlorophenol | ND | | ug/L | 10 | 4.4 | 09/19/25 | 09/19/25 |
| 1,2,4-Trichlorobenzene | ND | | ug/L | 10 | 4.1 | 09/19/25 | 09/19/25 |
| 4-Chloroaniline | ND | | ug/L | 10 | 3.6 | 09/19/25 | 09/19/25 |
| Hexachlorobutadiene | ND | | ug/L | 10 | 3.3 | 09/19/25 | 09/19/25 |
| 4-Chloro-3-methylphenol | ND | | ug/L | 10 | 3.9 | 09/19/25 | 09/19/25 |
| 2-Methylnaphthalene | ND | | ug/L | 10 | 3.6 | 09/19/25 | 09/19/25 |
| Hexachlorocyclopentadiene | ND | | ug/L | 25 | 10 | 09/19/25 | 09/19/25 |
| 2,4,6-Trichlorophenol | ND | | ug/L | 10 | 4.4 | 09/19/25 | 09/19/25 |
| 2,4,5-Trichlorophenol | ND | | ug/L | 10 | 4.0 | 09/19/25 | 09/19/25 |
| 2-Chloronaphthalene | ND | | ug/L | 10 | 3.9 | 09/19/25 | 09/19/25 |
| 2-Nitroaniline | ND | | ug/L | 50 | 3.4 | 09/19/25 | 09/19/25 |
| Dimethylphthalate | ND | | ug/L | 10 | 4.0 | 09/19/25 | 09/19/25 |
| Acenaphthylene | ND | | ug/L | 10 | 4.7 | 09/19/25 | 09/19/25 |
| 2,6-Dinitrotoluene | ND | | ug/L | 10 | 3.9 | 09/19/25 | 09/19/25 |
| 3-Nitroaniline | ND | | ug/L | 10 | 3.6 | 09/19/25 | 09/19/25 |
| Acenaphthene | ND | | ug/L | 10 | 3.6 | 09/19/25 | 09/19/25 |
| 2,4-Dinitrophenol | ND | | ug/L | 50 | 7.7 | 09/19/25 | 09/19/25 |
| 4-Nitrophenol | ND | | ug/L | 10 | 5.6 | 09/19/25 | 09/19/25 |
| Dibenzofuran | ND | | ug/L | 10 | 3.6 | 09/19/25 | 09/19/25 |

ENTHALPY ANALYTICAL

# Batch QC

| QC1295126 Analyte | Result | Qual | Units | RL | MDL | Prepared | Analyzed |
|---|---|---|---|---|---|---|---|
| 2,4-Dinitrotoluene | ND | | ug/L | 10 | 3.3 | 09/19/25 | 09/19/25 |
| Diethylphthalate | ND | | ug/L | 10 | 3.1 | 09/19/25 | 09/19/25 |
| Fluorene | ND | | ug/L | 10 | 3.4 | 09/19/25 | 09/19/25 |
| 4-Chlorophenyl-phenylether | ND | | ug/L | 10 | 3.7 | 09/19/25 | 09/19/25 |
| 4-Nitroaniline | ND | | ug/L | 10 | 3.2 | 09/19/25 | 09/19/25 |
| 4,6-Dinitro-2-methylphenol | ND | | ug/L | 50 | 13 | 09/19/25 | 09/19/25 |
| N-Nitrosodiphenylamine | ND | | ug/L | 10 | 5.8 | 09/19/25 | 09/19/25 |
| 1,2-diphenylhydrazine (as azobenzene) | ND | | ug/L | 10 | 3.8 | 09/19/25 | 09/19/25 |
| 4-Bromophenyl-phenylether | ND | | ug/L | 10 | 4.0 | 09/19/25 | 09/19/25 |
| Hexachlorobenzene | ND | | ug/L | 10 | 3.6 | 09/19/25 | 09/19/25 |
| Pentachlorophenol | ND | | ug/L | 25 | 3.2 | 09/19/25 | 09/19/25 |
| Phenanthrene | ND | | ug/L | 10 | 2.7 | 09/19/25 | 09/19/25 |
| Anthracene | ND | | ug/L | 10 | 2.6 | 09/19/25 | 09/19/25 |
| Di-n-butylphthalate | ND | | ug/L | 10 | 1.7 | 09/19/25 | 09/19/25 |
| Fluoranthene | ND | | ug/L | 10 | 1.6 | 09/19/25 | 09/19/25 |
| Benzidine | ND | | ug/L | 50 | 14 | 09/19/25 | 09/19/25 |
| Pyrene | ND | | ug/L | 10 | 1.9 | 09/19/25 | 09/19/25 |
| Butylbenzylphthalate | ND | | ug/L | 10 | 2.2 | 09/19/25 | 09/19/25 |
| 3,3'-Dichlorobenzidine | ND | | ug/L | 25 | 3.5 | 09/19/25 | 09/19/25 |
| Benzo(a)anthracene | ND | | ug/L | 10 | 0.99 | 09/19/25 | 09/19/25 |
| Chrysene | ND | | ug/L | 10 | 1.2 | 09/19/25 | 09/19/25 |
| bis(2-Ethylhexyl)phthalate | ND | | ug/L | 10 | 3.3 | 09/19/25 | 09/19/25 |
| Di-n-octylphthalate | ND | | ug/L | 10 | 1.3 | 09/19/25 | 09/19/25 |
| Benzo(b)fluoranthene | ND | | ug/L | 10 | 1.2 | 09/19/25 | 09/19/25 |
| Benzo(k)fluoranthene | ND | | ug/L | 10 | 1.4 | 09/19/25 | 09/19/25 |
| Benzo(a)pyrene | ND | | ug/L | 10 | 1.4 | 09/19/25 | 09/19/25 |
| Indeno(1,2,3-cd)pyrene | ND | | ug/L | 10 | 1.2 | 09/19/25 | 09/19/25 |
| Dibenz(a,h)anthracene | ND | | ug/L | 10 | 1.5 | 09/19/25 | 09/19/25 |
| Benzo(g,h,i)perylene | ND | | ug/L | 10 | 1.5 | 09/19/25 | 09/19/25 |
| **Surrogates** | | | | **Limits** | | | |
| 2-Fluorophenol | 43% | | %REC | 15-120 | | 09/19/25 | 09/19/25 |
| Phenol-d6 | 28% | | %REC | 15-120 | | 09/19/25 | 09/19/25 |
| 2,4,6-Tribromophenol | 81% | | %REC | 15-140 | | 09/19/25 | 09/19/25 |
| Nitrobenzene-d5 | 69% | | %REC | 15-123 | | 09/19/25 | 09/19/25 |
| 2-Fluorobiphenyl | 68% | | %REC | 15-120 | | 09/19/25 | 09/19/25 |
| Terphenyl-d14 | 83% | | %REC | 15-120 | | 09/19/25 | 09/19/25 |

ENTHALPY ANALYTICAL

# Batch QC

| | | | | | |
|---|---|---|---|---|---|
| **Type:** | **Lab Control Sample** | **Lab ID:** | **QC1295127** | **Batch:** | **382347** |
| **Matrix:** | **Water** | **Method:** | **EPA 8270C** | **Prep Method:** | **EPA 3510C** |

| QC1295127 Analyte | Result | Spiked | Units | Recovery | Qual | Limits |
|---|---|---|---|---|---|---|
| Phenol | 25.23 | 75.00 | ug/L | 34% | | 14-120 |
| 2-Chlorophenol | 53.44 | 75.00 | ug/L | 71% | | 46-120 |
| 1,4-Dichlorobenzene | 52.73 | 75.00 | ug/L | 70% | | 42-120 |
| 3-,4-Methylphenol | 51.37 | 75.00 | ug/L | 68% | | 40-120 |
| N-Nitroso-di-n-propylamine | 68.36 | 75.00 | ug/L | 91% | | 54-121 |
| 2,4-Dimethylphenol | 67.58 | 75.00 | ug/L | 90% | | 48-120 |
| 1,2,4-Trichlorobenzene | 58.10 | 75.00 | ug/L | 77% | | 45-120 |
| 4-Chloro-3-methylphenol | 69.51 | 75.00 | ug/L | 93% | | 60-121 |
| 2,4,5-Trichlorophenol | 69.23 | 75.00 | ug/L | 92% | | 62-124 |
| Acenaphthene | 63.24 | 75.00 | ug/L | 84% | | 56-120 |
| 4-Nitrophenol | 28.28 | 75.00 | ug/L | 38% | | 17-120 |
| 2,4-Dinitrotoluene | 78.11 | 75.00 | ug/L | 104% | | 69-127 |
| Pentachlorophenol | 60.91 | 75.00 | ug/L | 81% | | 51-120 |
| Pyrene | 67.66 | 75.00 | ug/L | 90% | | 68-123 |
| Chrysene | 68.08 | 75.00 | ug/L | 91% | | 66-120 |
| Benzo(b)fluoranthene | 73.25 | 75.00 | ug/L | 98% | | 67-120 |
| **Surrogates** | | | | | | |
| 2-Fluorophenol | 17.28 | 40.00 | ug/L | 43% | | 15-120 |
| Phenol-d6 | 11.32 | 40.00 | ug/L | 28% | | 15-120 |
| 2,4,6-Tribromophenol | 37.05 | 40.00 | ug/L | 93% | | 15-140 |
| Nitrobenzene-d5 | 28.61 | 40.00 | ug/L | 72% | | 15-123 |
| 2-Fluorobiphenyl | 29.48 | 40.00 | ug/L | 74% | | 15-120 |
| Terphenyl-d14 | 33.36 | 40.00 | ug/L | 83% | | 15-120 |

ENTHALPY ANALYTICAL

# Batch QC

| | | | | | |
|---|---|---|---|---|---|
| **Type:** | **Lab Control Sample Duplicate** | **Lab ID:** | **QC1295128** | **Batch:** | **382347** |
| **Matrix:** | **Water** | **Method:** | **EPA 8270C** | **Prep Method:** | **EPA 3510C** |

| QC1295128 Analyte | Result | Spiked | Units | Recovery | Qual | Limits | RPD | RPD Lim |
|---|---|---|---|---|---|---|---|---|
| Phenol | 26.29 | 75.00 | ug/L | 35% | | 14-120 | 4 | 52 |
| 2-Chlorophenol | 55.07 | 75.00 | ug/L | 73% | | 46-120 | 3 | 52 |
| 1,4-Dichlorobenzene | 53.76 | 75.00 | ug/L | 72% | | 42-120 | 2 | 53 |
| 3-,4-Methylphenol | 53.01 | 75.00 | ug/L | 71% | | 40-120 | 3 | 51 |
| N-Nitroso-di-n-propylamine | 68.86 | 75.00 | ug/L | 92% | | 54-121 | 1 | 52 |
| 2,4-Dimethylphenol | 68.02 | 75.00 | ug/L | 91% | | 48-120 | 1 | 52 |
| 1,2,4-Trichlorobenzene | 60.29 | 75.00 | ug/L | 80% | | 45-120 | 4 | 54 |
| 4-Chloro-3-methylphenol | 71.99 | 75.00 | ug/L | 96% | | 60-121 | 4 | 47 |
| 2,4,5-Trichlorophenol | 71.11 | 75.00 | ug/L | 95% | | 62-124 | 3 | 46 |
| Acenaphthene | 62.14 | 75.00 | ug/L | 83% | | 56-120 | 2 | 46 |
| 4-Nitrophenol | 28.71 | 75.00 | ug/L | 38% | | 17-120 | 1 | 44 |
| 2,4-Dinitrotoluene | 79.24 | 75.00 | ug/L | 106% | | 69-127 | 1 | 40 |
| Pentachlorophenol | 60.76 | 75.00 | ug/L | 81% | | 51-120 | 0 | 42 |
| Pyrene | 67.65 | 75.00 | ug/L | 90% | | 68-123 | 0 | 39 |
| Chrysene | 68.42 | 75.00 | ug/L | 91% | | 66-120 | 1 | 38 |
| Benzo(b)fluoranthene | 72.22 | 75.00 | ug/L | 96% | | 67-120 | 1 | 39 |
| **Surrogates** | | | | | | | | |
| 2-Fluorophenol | 17.58 | 40.00 | ug/L | 44% | | 15-120 | | |
| Phenol-d6 | 12.27 | 40.00 | ug/L | 31% | | 15-120 | | |
| 2,4,6-Tribromophenol | 37.77 | 40.00 | ug/L | 94% | | 15-140 | | |
| Nitrobenzene-d5 | 29.81 | 40.00 | ug/L | 75% | | 15-123 | | |
| 2-Fluorobiphenyl | 29.48 | 40.00 | ug/L | 74% | | 15-120 | | |
| Terphenyl-d14 | 32.66 | 40.00 | ug/L | 82% | | 15-120 | | |

# Batch QC

| Type: Blank | Lab ID: QC1295525 | Batch: 382462 |
|---|---|---|
| Matrix: Water | | |

| QC1295525 Analyte | Result | Qual | Units | RL | MDL | Prepared | Analyzed |
|---|---|---|---|---|---|---|---|
| Method: EPA 8081A<br>Prep Method: EPA 3510C | | | | | | | |
| alpha-BHC | ND | | ug/L | 0.05 | 0.01 | 09/20/25 | 09/21/25 |
| beta-BHC | ND | | ug/L | 0.05 | 0.01 | 09/20/25 | 09/21/25 |
| gamma-BHC | ND | | ug/L | 0.05 | 0.009 | 09/20/25 | 09/21/25 |
| delta-BHC | ND | | ug/L | 0.05 | 0.01 | 09/20/25 | 09/21/25 |
| Heptachlor | ND | | ug/L | 0.05 | 0.01 | 09/20/25 | 09/21/25 |
| Aldrin | ND | | ug/L | 0.05 | 0.01 | 09/20/25 | 09/21/25 |
| Heptachlor epoxide | ND | | ug/L | 0.05 | 0.01 | 09/20/25 | 09/21/25 |
| Endosulfan I | ND | | ug/L | 0.05 | 0.01 | 09/20/25 | 09/21/25 |
| Dieldrin | ND | | ug/L | 0.1 | 0.01 | 09/20/25 | 09/21/25 |
| 4,4'-DDE | ND | | ug/L | 0.1 | 0.01 | 09/20/25 | 09/21/25 |
| Endrin | ND | | ug/L | 0.1 | 0.01 | 09/20/25 | 09/21/25 |
| Endosulfan II | ND | | ug/L | 0.1 | 0.02 | 09/20/25 | 09/21/25 |
| Endosulfan sulfate | ND | | ug/L | 0.1 | 0.01 | 09/20/25 | 09/21/25 |
| 4,4'-DDD | ND | | ug/L | 0.1 | 0.01 | 09/20/25 | 09/21/25 |
| Endrin aldehyde | ND | | ug/L | 0.1 | 0.02 | 09/20/25 | 09/21/25 |
| Endrin ketone | ND | | ug/L | 0.1 | 0.02 | 09/20/25 | 09/21/25 |
| 4,4'-DDT | ND | | ug/L | 0.1 | 0.04 | 09/20/25 | 09/21/25 |
| Methoxychlor | ND | | ug/L | 0.1 | 0.03 | 09/20/25 | 09/21/25 |
| Toxaphene | ND | | ug/L | 2.0 | 0.4 | 09/20/25 | 09/21/25 |
| Chlordane (Technical) | ND | | ug/L | 1.0 | 0.2 | 09/20/25 | 09/21/25 |
| **Surrogates** | | | | **Limits** | | | |
| TCMX | 61% | | %REC | 29-120 | | 09/20/25 | 09/21/25 |
| Decachlorobiphenyl | 101% | | %REC | 33-132 | | 09/20/25 | 09/21/25 |
| Method: EPA 8082<br>Prep Method: EPA 3510C | | | | | | | |
| Aroclor-1016 | ND | | ug/L | 0.50 | 0.30 | 09/20/25 | 09/21/25 |
| Aroclor-1221 | ND | | ug/L | 0.50 | 0.47 | 09/20/25 | 09/21/25 |
| Aroclor-1232 | ND | | ug/L | 0.50 | 0.27 | 09/20/25 | 09/21/25 |
| Aroclor-1242 | ND | | ug/L | 0.50 | 0.29 | 09/20/25 | 09/21/25 |
| Aroclor-1248 | ND | | ug/L | 0.50 | 0.24 | 09/20/25 | 09/21/25 |
| Aroclor-1254 | ND | | ug/L | 0.50 | 0.27 | 09/20/25 | 09/21/25 |
| Aroclor-1260 | ND | | ug/L | 0.50 | 0.33 | 09/20/25 | 09/21/25 |
| Aroclor-1262 | ND | | ug/L | 0.50 | 0.29 | 09/20/25 | 09/21/25 |
| Aroclor-1268 | ND | | ug/L | 0.50 | 0.26 | 09/20/25 | 09/21/25 |
| **Surrogates** | | | | **Limits** | | | |
| Decachlorobiphenyl (PCB) | 111% | | %REC | 28-138 | | 09/20/25 | 09/21/25 |

ENTHALPY ANALYTICAL

# Batch QC

| | | | | | |
|---|---|---|---|---|---|
| **Type:** | **Lab Control Sample** | **Lab ID:** | **QC1295526** | **Batch:** | **382462** |
| **Matrix:** | **Water** | **Method:** | **EPA 8081A** | **Prep Method:** | **EPA 3510C** |

| QC1295526 Analyte | Result | Spiked | Units | Recovery | Qual | Limits |
|---|---|---|---|---|---|---|
| alpha-BHC | 0.4987 | 0.5000 | ug/L | 100% | | 66-121 |
| beta-BHC | 0.4868 | 0.5000 | ug/L | 97% | | 73-120 |
| gamma-BHC | 0.5408 | 0.5000 | ug/L | 108% | | 68-125 |
| delta-BHC | 0.5593 | 0.5000 | ug/L | 112% | | 68-131 |
| Heptachlor | 0.4895 | 0.5000 | ug/L | 98% | | 63-120 |
| Aldrin | 0.4533 | 0.5000 | ug/L | 91% | | 56-120 |
| Heptachlor epoxide | 0.5023 | 0.5000 | ug/L | 100% | | 65-120 |
| Endosulfan I | 0.5258 | 0.5000 | ug/L | 105% | | 68-124 |
| Dieldrin | 0.5366 | 0.5000 | ug/L | 107% | | 66-124 |
| 4,4'-DDE | 0.5654 | 0.5000 | ug/L | 113% | | 67-131 |
| Endrin | 0.5865 | 0.5000 | ug/L | 117% | | 68-135 |
| Endosulfan II | 0.5496 | 0.5000 | ug/L | 110% | | 71-130 |
| Endosulfan sulfate | 0.5426 | 0.5000 | ug/L | 109% | | 68-128 |
| 4,4'-DDD | 0.5218 | 0.5000 | ug/L | 104% | | 65-130 |
| Endrin aldehyde | 0.5043 | 0.5000 | ug/L | 101% | | 67-124 |
| Endrin ketone | 0.5757 | 0.5000 | ug/L | 115% | | 69-137 |
| 4,4'-DDT | 0.5832 | 0.5000 | ug/L | 117% | | 65-136 |
| Methoxychlor | 0.6014 | 0.5000 | ug/L | 120% | | 69-150 |
| **Surrogates** | | | | | | |
| TCMX | 0.3735 | 0.5000 | ug/L | 75% | | 29-120 |
| Decachlorobiphenyl | 0.4685 | 0.5000 | ug/L | 94% | | 33-132 |

# Batch QC

| Type: | Lab Control Sample Duplicate | Lab ID: | QC1295527 | Batch: | 382462 |
|---|---|---|---|---|---|
| Matrix: | Water | Method: | EPA 8081A | Prep Method: | EPA 3510C |

| QC1295527 Analyte | Result | Spiked | Units | Recovery | Qual | Limits | RPD | RPD Lim |
|---|---|---|---|---|---|---|---|---|
| alpha-BHC | 0.4766 | 0.5000 | ug/L | 95% | | 66-121 | 5 | 20 |
| beta-BHC | 0.4709 | 0.5000 | ug/L | 94% | | 73-120 | 3 | 20 |
| gamma-BHC | 0.5195 | 0.5000 | ug/L | 104% | | 68-125 | 4 | 20 |
| delta-BHC | 0.5390 | 0.5000 | ug/L | 108% | | 68-131 | 4 | 20 |
| Heptachlor | 0.4622 | 0.5000 | ug/L | 92% | | 63-120 | 6 | 24 |
| Aldrin | 0.4238 | 0.5000 | ug/L | 85% | | 56-120 | 7 | 30 |
| Heptachlor epoxide | 0.4872 | 0.5000 | ug/L | 97% | | 65-120 | 3 | 20 |
| Endosulfan I | 0.5121 | 0.5000 | ug/L | 102% | | 68-124 | 3 | 20 |
| Dieldrin | 0.5245 | 0.5000 | ug/L | 105% | | 66-124 | 2 | 22 |
| 4,4'-DDE | 0.5504 | 0.5000 | ug/L | 110% | | 67-131 | 3 | 21 |
| Endrin | 0.5776 | 0.5000 | ug/L | 116% | | 68-135 | 2 | 20 |
| Endosulfan II | 0.5560 | 0.5000 | ug/L | 111% | | 71-130 | 1 | 21 |
| Endosulfan sulfate | 0.5394 | 0.5000 | ug/L | 108% | | 68-128 | 1 | 21 |
| 4,4'-DDD | 0.5178 | 0.5000 | ug/L | 104% | | 65-130 | 1 | 22 |
| Endrin aldehyde | 0.5011 | 0.5000 | ug/L | 100% | | 67-124 | 1 | 20 |
| Endrin ketone | 0.5741 | 0.5000 | ug/L | 115% | | 69-137 | 0 | 21 |
| 4,4'-DDT | 0.5789 | 0.5000 | ug/L | 116% | | 65-136 | 1 | 23 |
| Methoxychlor | 0.6013 | 0.5000 | ug/L | 120% | | 69-150 | 0 | 23 |
| **Surrogates** | | | | | | | | |
| TCMX | 0.3060 | 0.5000 | ug/L | 61% | | 29-120 | | |
| Decachlorobiphenyl | 0.4764 | 0.5000 | ug/L | 95% | | 33-132 | | |

| Type: | Lab Control Sample | Lab ID: | QC1295528 | Batch: | 382462 |
|---|---|---|---|---|---|
| Matrix: | Water | Method: | EPA 8082 | Prep Method: | EPA 3510C |

| QC1295528 Analyte | Result | Spiked | Units | Recovery | Qual | Limits |
|---|---|---|---|---|---|---|
| Aroclor-1016 | 4.420 | 5.000 | ug/L | 88% | | 69-120 |
| Aroclor-1260 | 4.933 | 5.000 | ug/L | 99% | | 72-124 |
| **Surrogates** | | | | | | |
| Decachlorobiphenyl (PCB) | 0.4984 | 0.5000 | ug/L | 100% | | 28-138 |

| Type: | Lab Control Sample Duplicate | Lab ID: | QC1295529 | Batch: | 382462 |
|---|---|---|---|---|---|
| Matrix: | Water | Method: | EPA 8082 | Prep Method: | EPA 3510C |

| QC1295529 Analyte | Result | Spiked | Units | Recovery | Qual | Limits | RPD | RPD Lim |
|---|---|---|---|---|---|---|---|---|
| Aroclor-1016 | 4.711 | 5.000 | ug/L | 94% | | 69-120 | 6 | 22 |
| Aroclor-1260 | 5.215 | 5.000 | ug/L | 104% | | 72-124 | 6 | 25 |
| **Surrogates** | | | | | | | | |
| Decachlorobiphenyl (PCB) | 0.5488 | 0.5000 | ug/L | 110% | | 28-138 | | |

ENTHALPY ANALYTICAL

# Batch QC

| Type: Lab Control Sample | Lab ID: QC1295398 | Batch: 382436 |
|---|---|---|
| Matrix: Water | Method: EPA 8260B | Prep Method: EPA 5030B |

| QC1295398 Analyte | Result | Spiked | Units | Recovery | Qual | Limits |
|---|---|---|---|---|---|---|
| 1,1-Dichloroethene | 43.02 | 50.00 | ug/L | 86% | | 69-128 |
| MTBE | 41.80 | 50.00 | ug/L | 84% | | 66-125 |
| Benzene | 45.77 | 50.00 | ug/L | 92% | | 76-121 |
| Trichloroethene | 45.21 | 50.00 | ug/L | 90% | | 76-124 |
| Toluene | 45.46 | 50.00 | ug/L | 91% | | 76-120 |
| Chlorobenzene | 45.58 | 50.00 | ug/L | 91% | | 78-120 |
| **Surrogates** | | | | | | |
| Dibromofluoromethane | 48.78 | 50.00 | ug/L | 98% | | 70-130 |
| 1,2-Dichloroethane-d4 | 48.63 | 50.00 | ug/L | 97% | | 70-130 |
| Toluene-d8 | 50.37 | 50.00 | ug/L | 101% | | 70-130 |
| Bromofluorobenzene | 48.68 | 50.00 | ug/L | 97% | | 70-130 |

| Type: Lab Control Sample Duplicate | Lab ID: QC1295399 | Batch: 382436 |
|---|---|---|
| Matrix: Water | Method: EPA 8260B | Prep Method: EPA 5030B |

| QC1295399 Analyte | Result | Spiked | Units | Recovery | Qual | Limits | RPD | RPD Lim |
|---|---|---|---|---|---|---|---|---|
| 1,1-Dichloroethene | 51.19 | 50.00 | ug/L | 102% | | 69-128 | 17 | 23 |
| MTBE | 49.68 | 50.00 | ug/L | 99% | | 66-125 | 17 | 22 |
| Benzene | 52.63 | 50.00 | ug/L | 105% | | 76-121 | 14 | 21 |
| Trichloroethene | 49.78 | 50.00 | ug/L | 100% | | 76-124 | 10 | 22 |
| Toluene | 49.89 | 50.00 | ug/L | 100% | | 76-120 | 9 | 21 |
| Chlorobenzene | 52.71 | 50.00 | ug/L | 105% | | 78-120 | 15 | 20 |
| **Surrogates** | | | | | | | | |
| Dibromofluoromethane | 48.52 | 50.00 | ug/L | 97% | | 70-130 | | |
| 1,2-Dichloroethane-d4 | 47.91 | 50.00 | ug/L | 96% | | 70-130 | | |
| Toluene-d8 | 48.90 | 50.00 | ug/L | 98% | | 70-130 | | |
| Bromofluorobenzene | 54.71 | 50.00 | ug/L | 109% | | 70-130 | | |

| Type: Matrix Spike | Lab ID: QC1295408 | Batch: 382436 |
|---|---|---|
| Matrix (Source ID): Water (542337-001) | Method: EPA 8260B | Prep Method: EPA 5030B |

| QC1295408 Analyte | Result | Source Sample Result | Spiked | Units | Recovery | Qual | Limits | DF |
|---|---|---|---|---|---|---|---|---|
| 1,1-Dichloroethene | 19.33 | ND | 20.00 | ug/L | 97% | | 62-131 | 1 |
| MTBE | 18.50 | ND | 20.00 | ug/L | 93% | | 61-124 | 1 |
| Benzene | 19.73 | ND | 20.00 | ug/L | 99% | | 70-123 | 1 |
| Trichloroethene | 20.20 | ND | 20.00 | ug/L | 101% | | 65-131 | 1 |
| Toluene | 19.65 | ND | 20.00 | ug/L | 98% | | 69-120 | 1 |
| Chlorobenzene | 19.50 | ND | 20.00 | ug/L | 97% | | 72-121 | 1 |
| **Surrogates** | | | | | | | | |
| Dibromofluoromethane | 48.19 | | 50.00 | ug/L | 96% | | 70-130 | 1 |
| 1,2-Dichloroethane-d4 | 49.79 | | 50.00 | ug/L | 100% | | 70-130 | 1 |
| Toluene-d8 | 50.54 | | 50.00 | ug/L | 101% | | 70-130 | 1 |
| Bromofluorobenzene | 50.76 | | 50.00 | ug/L | 102% | | 70-130 | 1 |

ENTHALPY ANALYTICAL

# Batch QC

| | | | | | |
|---|---|---|---|---|---|
| **Type:** | **Matrix Spike Duplicate** | **Lab ID:** | **QC1295409** | **Batch:** | **382436** |
| **Matrix (Source ID):** | **Water (542337-001)** | **Method:** | **EPA 8260B** | **Prep Method:** | **EPA 5030B** |

| QC1295409 Analyte | Result | Source Sample Result | Spiked | Units | Recovery | Qual | Limits | RPD | RPD Lim | DF |
|---|---|---|---|---|---|---|---|---|---|---|
| 1,1-Dichloroethene | 21.12 | ND | 20.00 | ug/L | 106% | | 62-131 | 9 | 31 | 1 |
| MTBE | 18.48 | ND | 20.00 | ug/L | 92% | | 61-124 | 0 | 30 | 1 |
| Benzene | 21.01 | ND | 20.00 | ug/L | 105% | | 70-123 | 6 | 31 | 1 |
| Trichloroethene | 22.06 | ND | 20.00 | ug/L | 110% | | 65-131 | 9 | 31 | 1 |
| Toluene | 21.26 | ND | 20.00 | ug/L | 106% | | 69-120 | 8 | 29 | 1 |
| Chlorobenzene | 20.91 | ND | 20.00 | ug/L | 105% | | 72-121 | 7 | 29 | 1 |
| **Surrogates** | | | | | | | | | | |
| Dibromofluoromethane | 49.85 | | 50.00 | ug/L | 100% | | 70-130 | | | 1 |
| 1,2-Dichloroethane-d4 | 49.47 | | 50.00 | ug/L | 99% | | 70-130 | | | 1 |
| Toluene-d8 | 51.39 | | 50.00 | ug/L | 103% | | 70-130 | | | 1 |
| Bromofluorobenzene | 49.91 | | 50.00 | ug/L | 100% | | 70-130 | | | 1 |

ENTHALPY ANALYTICAL

# Batch QC

| | | | | | |
|---|---|---|---|---|---|
| **Type:** | **Blank** | **Lab ID:** | **QC1295410** | **Batch:** | **382436** |
| **Matrix:** | **Water** | **Method:** | **EPA 8260B** | **Prep Method:** | **EPA 5030B** |

| QC1295410 Analyte | Result | Qual | Units | RL | MDL | Prepared | Analyzed |
|---|---|---|---|---|---|---|---|
| Carbon Disulfide | ND | | ug/L | 5.0 | 0.1 | 09/19/25 | 09/19/25 |
| Chloroprene | ND | | ug/L | 200 | 2.7 | 09/19/25 | 09/19/25 |
| 3-Chloropropene | ND | | ug/L | 5.0 | 0.2 | 09/19/25 | 09/19/25 |
| Ethyl methacrylate | ND | | ug/L | 50 | 3.9 | 09/19/25 | 09/19/25 |
| Ethanol | ND | | ug/L | 500 | 160 | 09/19/25 | 09/19/25 |
| 2-Hexanone | ND | | ug/L | 5.0 | 1.3 | 09/19/25 | 09/19/25 |
| Isopropanol (IPA) | ND | | ug/L | 200 | 96 | 09/19/25 | 09/19/25 |
| Methyl acrylonitrile | ND | | ug/L | 35 | 4.2 | 09/19/25 | 09/19/25 |
| Vinyl Acetate | ND | | ug/L | 50 | 3.2 | 09/19/25 | 09/19/25 |
| Acrolein | ND | | ug/L | 200 | 2.6 | 09/19/25 | 09/19/25 |
| Acrylonitrile | ND | | ug/L | 10 | 0.7 | 09/19/25 | 09/19/25 |
| Freon 12 | ND | | ug/L | 5.0 | 0.2 | 09/19/25 | 09/19/25 |
| Chloromethane | ND | | ug/L | 5.0 | 0.09 | 09/19/25 | 09/19/25 |
| Vinyl Chloride | ND | | ug/L | 5.0 | 0.1 | 09/19/25 | 09/19/25 |
| Bromomethane | ND | | ug/L | 5.0 | 0.1 | 09/19/25 | 09/19/25 |
| Chloroethane | ND | | ug/L | 5.0 | 0.1 | 09/19/25 | 09/19/25 |
| Trichlorofluoromethane | ND | | ug/L | 5.0 | 0.1 | 09/19/25 | 09/19/25 |
| Iodomethane | ND | | ug/L | 5.0 | | 09/19/25 | 09/19/25 |
| Acetone | ND | | ug/L | 100 | 14 | 09/19/25 | 09/19/25 |
| Freon 113 | ND | | ug/L | 5.0 | 0.1 | 09/19/25 | 09/19/25 |
| 1,1-Dichloroethene | ND | | ug/L | 5.0 | 0.1 | 09/19/25 | 09/19/25 |
| Methylene Chloride | ND | | ug/L | 10 | 0.2 | 09/19/25 | 09/19/25 |
| MTBE | ND | | ug/L | 5.0 | 0.1 | 09/19/25 | 09/19/25 |
| trans-1,2-Dichloroethene | ND | | ug/L | 5.0 | 0.1 | 09/19/25 | 09/19/25 |
| 1,1-Dichloroethane | ND | | ug/L | 5.0 | 0.09 | 09/19/25 | 09/19/25 |
| 2-Butanone | ND | | ug/L | 10 | 1.3 | 09/19/25 | 09/19/25 |
| cis-1,2-Dichloroethene | ND | | ug/L | 5.0 | 0.1 | 09/19/25 | 09/19/25 |
| 2,2-Dichloropropane | ND | | ug/L | 5.0 | 0.2 | 09/19/25 | 09/19/25 |
| Chloroform | ND | | ug/L | 5.0 | 0.08 | 09/19/25 | 09/19/25 |
| Bromochloromethane | ND | | ug/L | 5.0 | 0.1 | 09/19/25 | 09/19/25 |
| 1,1,1-Trichloroethane | ND | | ug/L | 5.0 | 0.1 | 09/19/25 | 09/19/25 |
| 1,1-Dichloropropene | ND | | ug/L | 5.0 | 0.1 | 09/19/25 | 09/19/25 |
| Carbon Tetrachloride | ND | | ug/L | 5.0 | 0.1 | 09/19/25 | 09/19/25 |
| 1,2-Dichloroethane | ND | | ug/L | 5.0 | 0.2 | 09/19/25 | 09/19/25 |
| Benzene | ND | | ug/L | 1.0 | 0.1 | 09/19/25 | 09/19/25 |
| Trichloroethene | ND | | ug/L | 5.0 | 0.1 | 09/19/25 | 09/19/25 |
| 1,2-Dichloropropane | ND | | ug/L | 5.0 | 0.09 | 09/19/25 | 09/19/25 |
| Bromodichloromethane | ND | | ug/L | 5.0 | 0.07 | 09/19/25 | 09/19/25 |
| Dibromomethane | ND | | ug/L | 5.0 | 0.1 | 09/19/25 | 09/19/25 |
| 4-Methyl-2-Pentanone | ND | | ug/L | 10 | 1.0 | 09/19/25 | 09/19/25 |
| cis-1,3-Dichloropropene | ND | | ug/L | 5.0 | 0.1 | 09/19/25 | 09/19/25 |
| Toluene | ND | | ug/L | 5.0 | 0.1 | 09/19/25 | 09/19/25 |
| trans-1,3-Dichloropropene | ND | | ug/L | 5.0 | 0.09 | 09/19/25 | 09/19/25 |
| 1,1,2-Trichloroethane | ND | | ug/L | 5.0 | 0.1 | 09/19/25 | 09/19/25 |
| 1,3-Dichloropropane | ND | | ug/L | 5.0 | 0.07 | 09/19/25 | 09/19/25 |
| Tetrachloroethene | ND | | ug/L | 5.0 | 0.2 | 09/19/25 | 09/19/25 |
| Dibromochloromethane | ND | | ug/L | 5.0 | 0.1 | 09/19/25 | 09/19/25 |

ENTHALPY ANALYTICAL

# Batch QC

| QC1295410 Analyte | Result | Qual | Units | RL | MDL | Prepared | Analyzed |
|---|---|---|---|---|---|---|---|
| 1,2-Dibromoethane | ND | | ug/L | 5.0 | 0.1 | 09/19/25 | 09/19/25 |
| Chlorobenzene | ND | | ug/L | 5.0 | 0.1 | 09/19/25 | 09/19/25 |
| 1,1,1,2-Tetrachloroethane | ND | | ug/L | 5.0 | 0.07 | 09/19/25 | 09/19/25 |
| Ethylbenzene | ND | | ug/L | 5.0 | 0.1 | 09/19/25 | 09/19/25 |
| m,p-Xylenes | ND | | ug/L | 5.0 | 0.2 | 09/19/25 | 09/19/25 |
| o-Xylene | ND | | ug/L | 5.0 | 0.1 | 09/19/25 | 09/19/25 |
| Styrene | ND | | ug/L | 5.0 | 0.1 | 09/19/25 | 09/19/25 |
| Bromoform | ND | | ug/L | 5.0 | 0.06 | 09/19/25 | 09/19/25 |
| Isopropylbenzene | ND | | ug/L | 5.0 | 0.1 | 09/19/25 | 09/19/25 |
| 1,1,2,2-Tetrachloroethane | ND | | ug/L | 5.0 | 0.1 | 09/19/25 | 09/19/25 |
| 1,2,3-Trichloropropane | ND | | ug/L | 5.0 | 0.3 | 09/19/25 | 09/19/25 |
| Propylbenzene | ND | | ug/L | 5.0 | 0.1 | 09/19/25 | 09/19/25 |
| Bromobenzene | ND | | ug/L | 5.0 | 0.1 | 09/19/25 | 09/19/25 |
| 1,3,5-Trimethylbenzene | ND | | ug/L | 5.0 | 0.1 | 09/19/25 | 09/19/25 |
| 2-Chlorotoluene | ND | | ug/L | 5.0 | 0.1 | 09/19/25 | 09/19/25 |
| 4-Chlorotoluene | ND | | ug/L | 5.0 | 0.2 | 09/19/25 | 09/19/25 |
| tert-Butylbenzene | ND | | ug/L | 5.0 | 0.1 | 09/19/25 | 09/19/25 |
| 1,2,4-Trimethylbenzene | ND | | ug/L | 5.0 | 0.1 | 09/19/25 | 09/19/25 |
| sec-Butylbenzene | ND | | ug/L | 5.0 | 0.2 | 09/19/25 | 09/19/25 |
| para-Isopropyl Toluene | ND | | ug/L | 5.0 | 0.2 | 09/19/25 | 09/19/25 |
| 1,3-Dichlorobenzene | ND | | ug/L | 5.0 | 0.1 | 09/19/25 | 09/19/25 |
| 1,4-Dichlorobenzene | ND | | ug/L | 5.0 | 0.2 | 09/19/25 | 09/19/25 |
| n-Butylbenzene | ND | | ug/L | 5.0 | 0.1 | 09/19/25 | 09/19/25 |
| 1,2-Dichlorobenzene | ND | | ug/L | 5.0 | 0.1 | 09/19/25 | 09/19/25 |
| 1,2-Dibromo-3-Chloropropane | ND | | ug/L | 5.0 | 0.6 | 09/19/25 | 09/19/25 |
| 1,2,4-Trichlorobenzene | ND | | ug/L | 5.0 | 0.3 | 09/19/25 | 09/19/25 |
| Hexachlorobutadiene | ND | | ug/L | 5.0 | 0.3 | 09/19/25 | 09/19/25 |
| 1,2,3-Trichlorobenzene | ND | | ug/L | 5.0 | 0.3 | 09/19/25 | 09/19/25 |
| cis-1,4-Dichloro-2-butene | ND | | ug/L | 5.0 | 0.3 | 09/19/25 | 09/19/25 |
| trans-1,4-Dichloro-2-butene | ND | | ug/L | 5.0 | 0.3 | 09/19/25 | 09/19/25 |
| Xylene (total) | ND | | ug/L | 5.0 | | 09/19/25 | 09/19/25 |
| **Surrogates** | | | | **Limits** | | | |
| Dibromofluoromethane | 99% | | %REC | 70-130 | | 09/19/25 | 09/19/25 |
| 1,2-Dichloroethane-d4 | 98% | | %REC | 70-130 | | 09/19/25 | 09/19/25 |
| Toluene-d8 | 102% | | %REC | 70-130 | | 09/19/25 | 09/19/25 |
| Bromofluorobenzene | 94% | | %REC | 70-130 | | 09/19/25 | 09/19/25 |

**Type:** Blank **Lab ID:** QC1295341 **Batch:** 382415
**Matrix:** Water **Method:** EPA 8270C-SIM **Prep Method:** EPA 3535

| QC1295341 Analyte | Result | Qual | Units | RL | MDL | Prepared | Analyzed |
|---|---|---|---|---|---|---|---|
| 1,4-Dioxane | ND | | ug/L | 1.0 | 0.87 | 09/19/25 | 09/21/25 |
| **Surrogates** | | | | **Limits** | | | |
| 1,4-Dioxane-d8 (SUR) | 100% | | %REC | 80-120 | | 09/19/25 | 09/21/25 |

ENTHALPY ANALYTICAL

# Batch QC

| Type: | Lab Control Sample | Lab ID: | QC1295342 | Batch: | 382415 |
|---|---|---|---|---|---|
| Matrix: | Water | Method: | EPA 8270C-SIM | Prep Method: | EPA 3535 |

| QC1295342 Analyte | Result | Spiked | Units | Recovery | Qual | Limits |
|---|---|---|---|---|---|---|
| 1,4-Dioxane | 10.06 | 10.00 | ug/L | 101% | | 79-120 |
| **Surrogates** | | | | | | |
| 1,4-Dioxane-d8 (SUR) | 9.976 | 10.00 | ug/L | 100% | | 80-120 |

| Type: | Lab Control Sample Duplicate | Lab ID: | QC1295343 | Batch: | 382415 |
|---|---|---|---|---|---|
| Matrix: | Water | Method: | EPA 8270C-SIM | Prep Method: | EPA 3535 |

| QC1295343 Analyte | Result | Spiked | Units | Recovery | Qual | Limits | RPD | RPD Lim |
|---|---|---|---|---|---|---|---|---|
| 1,4-Dioxane | 10.09 | 10.00 | ug/L | 101% | | 79-120 | 0 | 20 |
| **Surrogates** | | | | | | | | |
| 1,4-Dioxane-d8 (SUR) | 10.07 | 10.00 | ug/L | 101% | | 80-120 | | |

| Type: | Blank | Lab ID: | QC1296568 | Batch: | 382786 |
|---|---|---|---|---|---|
| Matrix: | Water | Method: | SM 4500-CN-E | Prep Method: | METHOD |

| QC1296568 Analyte | Result | Qual | Units | RL | MDL | Prepared | Analyzed |
|---|---|---|---|---|---|---|---|
| Cyanide | ND | | mg/L | 0.0050 | 0.0017 | 09/24/25 | 09/26/25 |

| Type: | Lab Control Sample | Lab ID: | QC1296569 | Batch: | 382786 |
|---|---|---|---|---|---|
| Matrix: | Water | Method: | SM 4500-CN-E | Prep Method: | METHOD |

| QC1296569 Analyte | Result | Spiked | Units | Recovery | Qual | Limits |
|---|---|---|---|---|---|---|
| Cyanide | 0.09849 | 0.1000 | mg/L | 98% | | 85-115 |

| Type: | Matrix Spike | Lab ID: | QC1296570 | Batch: | 382786 |
|---|---|---|---|---|---|
| Matrix (Source ID): | Water (542461-001) | Method: | SM 4500-CN-E | Prep Method: | METHOD |

| QC1296570 Analyte | Result | Source Sample Result | Spiked | Units | Recovery | Qual | Limits | DF |
|---|---|---|---|---|---|---|---|---|
| Cyanide | 0.1004 | ND | 0.1000 | mg/L | 100% | | 80-120 | 0.5 |

| Type: | Matrix Spike Duplicate | Lab ID: | QC1296571 | Batch: | 382786 |
|---|---|---|---|---|---|
| Matrix (Source ID): | Water (542461-001) | Method: | SM 4500-CN-E | Prep Method: | METHOD |

| QC1296571 Analyte | Result | Source Sample Result | Spiked | Units | Recovery | Qual | Limits | RPD | RPD Lim | DF |
|---|---|---|---|---|---|---|---|---|---|---|
| Cyanide | 0.09865 | ND | 0.1000 | mg/L | 99% | | 80-120 | 2 | 20 | 0.5 |

ENTHALPY ANALYTICAL

# Batch QC

| Type: | Matrix Spike | Lab ID: | QC1296572 | Batch: | 382786 |
|---|---|---|---|---|---|
| Matrix (Source ID): | Water (542574-001) | Method: | SM 4500-CN-E | Prep Method: | METHOD |

| QC1296572 Analyte | Result | Source Sample Result | Spiked | Units | Recovery | Qual | Limits | DF |
|---|---|---|---|---|---|---|---|---|
| Cyanide | 0.09887 | ND | 0.1000 | mg/L | 99% | | 80-120 | 0.5 |

| Type: | Matrix Spike Duplicate | Lab ID: | QC1296573 | Batch: | 382786 |
|---|---|---|---|---|---|
| Matrix (Source ID): | Water (542574-001) | Method: | SM 4500-CN-E | Prep Method: | METHOD |

| QC1296573 Analyte | Result | Source Sample Result | Spiked | Units | Recovery | Qual | Limits | RPD | RPD Lim | DF |
|---|---|---|---|---|---|---|---|---|---|---|
| Cyanide | 0.09951 | ND | 0.1000 | mg/L | 100% | | 80-120 | 1 | 20 | 0.5 |

| Type: | Blank | Lab ID: | QC1295857 | Batch: | 382564 |
|---|---|---|---|---|---|
| Matrix: | Water | Method: | SM 4500-S2-D | Prep Method: | METHOD |

| QC1295857 Analyte | Result | Qual | Units | RL | MDL | Prepared | Analyzed |
|---|---|---|---|---|---|---|---|
| Sulfide | ND | | mg/L | 0.10 | | 09/22/25 | 09/22/25 |

| Type: | Lab Control Sample | Lab ID: | QC1295858 | Batch: | 382564 |
|---|---|---|---|---|---|
| Matrix: | Water | Method: | SM 4500-S2-D | Prep Method: | METHOD |

| QC1295858 Analyte | Result | Spiked | Units | Recovery | Qual | Limits |
|---|---|---|---|---|---|---|
| Sulfide | 0.9000 | 1.000 | mg/L | 90% | | 90-110 |

| Type: | Matrix Spike | Lab ID: | QC1296160 | Batch: | 382564 |
|---|---|---|---|---|---|
| Matrix (Source ID): | Water (542560-001) | Method: | SM 4500-S2-D | Prep Method: | METHOD |

| QC1296160 Analyte | Result | Source Sample Result | Spiked | Units | Recovery | Qual | Limits | DF |
|---|---|---|---|---|---|---|---|---|
| Sulfide | 0.8000 | ND | 1.000 | mg/L | 80% | | 80-120 | 1 |

| Type: | Matrix Spike Duplicate | Lab ID: | QC1296161 | Batch: | 382564 |
|---|---|---|---|---|---|
| Matrix (Source ID): | Water (542560-001) | Method: | SM 4500-S2-D | Prep Method: | METHOD |

| QC1296161 Analyte | Result | Source Sample Result | Spiked | Units | Recovery | Qual | Limits | RPD | RPD Lim | DF |
|---|---|---|---|---|---|---|---|---|---|---|
| Sulfide | 0.8000 | ND | 1.000 | mg/L | 80% | | 80-120 | 0 | 20 | 1 |

| Type: | Blank | Lab ID: | QC1295038 | Batch: | 382325 |
|---|---|---|---|---|---|
| Matrix: | Water | Method: | SM 5310B | Prep Method: | SM 5310B |

| QC1295038 Analyte | Result | Qual | Units | RL | MDL | Prepared | Analyzed |
|---|---|---|---|---|---|---|---|
| Total Organic Carbon | ND | | mg/L | 1.0 | 0.49 | 09/18/25 | 09/18/25 |

ENTHALPY ANALYTICAL

# Batch QC

| Type: Lab Control Sample | Lab ID: QC1295039 | Batch: 382325 |
|---|---|---|
| Matrix: Water | Method: SM 5310B | Prep Method: SM 5310B |

| QC1295039 Analyte | Result | Spiked | Units | Recovery | Qual | Limits |
|---|---|---|---|---|---|---|
| Total Organic Carbon | 22.62 | 25.00 | mg/L | 90% | | 85-115 |

| Type: Matrix Spike | Lab ID: QC1295040 | Batch: 382325 |
|---|---|---|
| Matrix (Source ID): Water (542431-001) | Method: SM 5310B | Prep Method: SM 5310B |

| QC1295040 Analyte | Result | Source Sample Result | Spiked | Units | Recovery | Qual | Limits | DF |
|---|---|---|---|---|---|---|---|---|
| Total Organic Carbon | 42,940 | 30020 | 12500 | mg/L | 103% | | 75-125 | 500 |

| Type: Matrix Spike Duplicate | Lab ID: QC1295041 | Batch: 382325 |
|---|---|---|
| Matrix (Source ID): Water (542431-001) | Method: SM 5310B | Prep Method: SM 5310B |

| QC1295041 Analyte | Result | Source Sample Result | Spiked | Units | Recovery | Qual | Limits | RPD | RPD Lim | DF |
|---|---|---|---|---|---|---|---|---|---|---|
| Total Organic Carbon | 43,260 | 30020 | 12500 | mg/L | 106% | | 75-125 | 1 | 25 | 500 |

| Type: Sample Duplicate | Lab ID: QC1295037 | Batch: 382324 |
|---|---|---|
| Matrix (Source ID): Water (542453-001) | Method: SM2130B | |

| QC1295037 Analyte | Result | Source Sample Result | Units | Qual | RPD | RPD Lim | DF |
|---|---|---|---|---|---|---|---|
| Turbidity | 0.6870 | 0.6630 | NTU | | 4 | 20 | 1 |

| Type: Blank | Lab ID: QC1295509 | Batch: 382459 |
|---|---|---|
| Matrix: Water | Method: SM2320B | Prep Method: METHOD |

| QC1295509 Analyte | Result | Qual | Units | RL | MDL | Prepared | Analyzed |
|---|---|---|---|---|---|---|---|
| Bicarbonate | ND | | mg/L | 2.0 | | 09/20/25 | 09/20/25 |
| Alkalinity, Total as CaCO3 | ND | | mg/L | 2.0 | | 09/20/25 | 09/20/25 |

| Type: Lab Control Sample | Lab ID: QC1295510 | Batch: 382459 |
|---|---|---|
| Matrix: Water | Method: SM2320B | Prep Method: METHOD |

| QC1295510 Analyte | Result | Spiked | Units | Recovery | Qual | Limits |
|---|---|---|---|---|---|---|
| Alkalinity, Total as CaCO3 | 1,057 | 1000 | mg/L | 106% | | 90-110 |

ENTHALPY ANALYTICAL

# Batch QC

| Type: | Sample Duplicate | Lab ID: | QC1295511 | Batch: | 382459 |
|---|---|---|---|---|---|
| Matrix (Source ID): | Water (542522-002) | Method: | SM2320B | Prep Method: | METHOD |

| QC1295511 Analyte | Result | Source Sample Result | Units | Qual | RPD | RPD Lim | DF |
|---|---|---|---|---|---|---|---|
| Bicarbonate | 759.6 | 751.9 | mg/L | | 1 | 20 | 5 |
| Alkalinity, Total as CaCO3 | 622.6 | 616.4 | mg/L | | 1 | 20 | 5 |

| Type: | Sample Duplicate | Lab ID: | QC1295922 | Batch: | 382578 |
|---|---|---|---|---|---|
| Matrix (Source ID): | Water (542490-001) | Method: | SM2510B | Prep Method: | METHOD |

| QC1295922 Analyte | Result | Source Sample Result | Units | Qual | RPD | RPD Lim | DF |
|---|---|---|---|---|---|---|---|
| Specific Conductance | 290.8 | 290.5 | umhos/cm | | 0 | 20 | 1 |

| Type: | Blank | Lab ID: | QC1295905 | Batch: | 382577 |
|---|---|---|---|---|---|
| Matrix: | Water | Method: | SM2540C | Prep Method: | METHOD |

| QC1295905 Analyte | Result | Qual | Units | RL | MDL | Prepared | Analyzed |
|---|---|---|---|---|---|---|---|
| Total Dissolved Solids | ND | | mg/L | 5.0 | | 09/22/25 | 09/23/25 |

| Type: | Lab Control Sample | Lab ID: | QC1295906 | Batch: | 382577 |
|---|---|---|---|---|---|
| Matrix: | Water | Method: | SM2540C | Prep Method: | METHOD |

| QC1295906 Analyte | Result | Spiked | Units | Recovery | Qual | Limits |
|---|---|---|---|---|---|---|
| Total Dissolved Solids | 1,001 | 1000 | mg/L | 100% | | 90-110 |

| Type: | Sample Duplicate | Lab ID: | QC1295907 | Batch: | 382577 |
|---|---|---|---|---|---|
| Matrix (Source ID): | Water (542453-001) | Method: | SM2540C | Prep Method: | METHOD |

| QC1295907 Analyte | Result | Source Sample Result | Units | Qual | RPD | RPD Lim | DF |
|---|---|---|---|---|---|---|---|
| Total Dissolved Solids | 2,110 | 2060 | mg/L | | 2 | 5 | 2 |

| Type: | Sample Duplicate | Lab ID: | QC1295908 | Batch: | 382577 |
|---|---|---|---|---|---|
| Matrix (Source ID): | Water (542513-003) | Method: | SM2540C | Prep Method: | METHOD |

| QC1295908 Analyte | Result | Source Sample Result | Units | Qual | RPD | RPD Lim | DF |
|---|---|---|---|---|---|---|---|
| Total Dissolved Solids | 482.0 | 500.0 | mg/L | | 4 | 5 | 2 |

| Type: | Blank | Lab ID: | QC1295538 | Batch: | 382466 |
|---|---|---|---|---|---|
| Matrix: | Water | Method: | SM2540D | Prep Method: | METHOD |

| QC1295538 Analyte | Result | Qual | Units | RL | MDL | Prepared | Analyzed |
|---|---|---|---|---|---|---|---|
| Total Suspended Solids | ND | | mg/L | 0.5 | | 09/20/25 | 09/22/25 |

ENTHALPY ANALYTICAL

# Batch QC

**Type:** Lab Control Sample | **Lab ID:** QC1295539 | **Batch:** 382466
**Matrix:** Water | **Method:** SM2540D | **Prep Method:** METHOD

| QC1295539 Analyte | Result | Spiked | Units | Recovery | Qual | Limits |
|---|---|---|---|---|---|---|
| Total Suspended Solids | 100.7 | 100.0 | mg/L | 101% | | 90-110 |

**Type:** Lab Control Sample Duplicate | **Lab ID:** QC1295540 | **Batch:** 382466
**Matrix:** Water | **Method:** SM2540D | **Prep Method:** METHOD

| QC1295540 Analyte | Result | Spiked | Units | Recovery | Qual | Limits | RPD | RPD Lim |
|---|---|---|---|---|---|---|---|---|
| Total Suspended Solids | 100.9 | 100.0 | mg/L | 101% | | 90-110 | 0 | 5 |

**Type:** Sample Duplicate | **Lab ID:** QC1295541 | **Batch:** 382466
**Matrix (Source ID):** Water (542150-003) | **Method:** SM2540D | **Prep Method:** METHOD

| QC1295541 Analyte | Result | Source Sample Result | Units | Qual | RPD | RPD Lim | DF |
|---|---|---|---|---|---|---|---|
| Total Suspended Solids | 1,412 | 1362 | mg/L | | 4 | 5 | 1 |

**Type:** Sample Duplicate | **Lab ID:** QC1295542 | **Batch:** 382466
**Matrix (Source ID):** Water (542155-004) | **Method:** SM2540D | **Prep Method:** METHOD

| QC1295542 Analyte | Result | Source Sample Result | Units | Qual | RPD | RPD Lim | DF |
|---|---|---|---|---|---|---|---|
| Total Suspended Solids | 72.00 | 75.00 | mg/L | | 4 | 5 | 1 |

**Type:** Blank | **Lab ID:** QC1295154 | **Batch:** 382353
**Matrix:** Water | **Method:** SM5210B | **Prep Method:** METHOD

| QC1295154 Analyte | Result | Qual | Units | RL | MDL | Prepared | Analyzed |
|---|---|---|---|---|---|---|---|
| Biochemical Oxygen Demand | ND | BOD4 | mg/L | 3.0 | | 09/19/25 09:09 | 09/24/25 12:18 |

**Type:** Lab Control Sample | **Lab ID:** QC1295155 | **Batch:** 382353
**Matrix:** Water | **Method:** SM5210B | **Prep Method:** METHOD

| QC1295155 Analyte | Result | Spiked | Units | Recovery | Qual | Limits |
|---|---|---|---|---|---|---|
| Biochemical Oxygen Demand | 207.5 | 198.0 | mg/L | 105% | | 84.6-115.4 |

**Type:** Sample Duplicate | **Lab ID:** QC1295156 | **Batch:** 382353
**Matrix (Source ID):** Water (542150-004) | **Method:** SM5210B | **Prep Method:** METHOD

| QC1295156 Analyte | Result | Source Sample Result | Units | Qual | RPD | RPD Lim | DF |
|---|---|---|---|---|---|---|---|
| Biochemical Oxygen Demand | 3,561 | 3611 | mg/L | | 1 | 30 | 1 |

ENTHALPY ANALYTICAL

# Batch QC

| | | |
|---|---|---|
| **Type: Blank** | **Lab ID: QC1296867** | **Batch: 382863** |
| **Matrix: Water** | **Method: SM5220D** | **Prep Method: METHOD** |

| QC1296867 Analyte | Result | Qual | Units | RL | MDL | Prepared | Analyzed |
|---|---|---|---|---|---|---|---|
| Chemical Oxygen Demand | ND | | mg/L | 4.0 | 2.0 | 09/25/25 | 09/25/25 |

| | | |
|---|---|---|
| **Type: Lab Control Sample** | **Lab ID: QC1296868** | **Batch: 382863** |
| **Matrix: Water** | **Method: SM5220D** | **Prep Method: METHOD** |

| QC1296868 Analyte | Result | Spiked | Units | Recovery | Qual | Limits |
|---|---|---|---|---|---|---|
| Chemical Oxygen Demand | 109.0 | 100.0 | mg/L | 109% | | 90-110 |

| | | |
|---|---|---|
| **Type: Matrix Spike** | **Lab ID: QC1296873** | **Batch: 382863** |
| **Matrix (Source ID): Water (542787-001)** | **Method: SM5220D** | **Prep Method: METHOD** |

| QC1296873 Analyte | Result | Source Sample Result | Spiked | Units | Recovery | Qual | Limits | DF |
|---|---|---|---|---|---|---|---|---|
| Chemical Oxygen Demand | 108.0 | ND | 100.0 | mg/L | 105% | | 75-125 | 2 |

| | | |
|---|---|---|
| **Type: Matrix Spike Duplicate** | **Lab ID: QC1296874** | **Batch: 382863** |
| **Matrix (Source ID): Water (542787-001)** | **Method: SM5220D** | **Prep Method: METHOD** |

| QC1296874 Analyte | Result | Source Sample Result | Spiked | Units | Recovery | Qual | Limits | RPD | RPD Lim | DF |
|---|---|---|---|---|---|---|---|---|---|---|
| Chemical Oxygen Demand | 122.0 | ND | 100.0 | mg/L | 119% | | 75-125 | 12 | 20 | 2 |

| | |
|---|---|
| * | Value is outside QC limits |
| BOD4 | Estimated result, dissolved oxygen loss observed in blank water check |
| E | Response exceeds instrument's linear range |
| J | Estimated value |
| ND | Not Detected |
| NM | Not Meaningful |

**Laboratory Job Number 542490**

**Subcontracted Products**

**Pace Laboratories**

Date of Report: 09/30/2025

Zachary Barker

Enthalpy Laboratories-Orange
931 West Barkley Avenue
Orange, CA 92868

| | |
|---|---|
| Client Project: | EO-542490 |
| Pace Project: | Soil & Waters (Zachary Barker) |
| Pace Work Order: | 2516526 |
| Invoice ID: | B524536 |

Enclosed are the results of analyses for samples received by the laboratory on 9/19/2025. If you have any questions concerning this report, please feel free to contact me.

Sincerely,

Contact Person: Ragen Williams
Client Service Rep

Steven Bennett
Operations Manager

# Table of Contents


**Sample Information**

Chain of Custody and Cooler Receipt form ..... 3
Laboratory / Client Sample Cross Reference ..... 5

**Sample Results**

**2516526-01 - SOUTH BASIN - WESTERN INLET**

Organo-Phosphorus Pesticide Analysis (EPA Method 8141A) ..... 6

**2516526-02 - SOUTH BASIN - EASTERN INLET**

Organo-Phosphorus Pesticide Analysis (EPA Method 8141A) ..... 7

**Quality Control Reports**

**Organo-Phosphorus Pesticide Analysis (EPA Method 8141A)**

Method Blank Analysis ..... 8
Laboratory Control Sample ..... 9

**Notes**

Notes and Definitions ..... 10



*The results in this report apply to the samples analyzed in accordance with the chain of custody document. This analytical report must be reproduced in its entirety.*
All results listed in this report are for the exclusive use of the submitting party. Pace Analytical assumes no responsibility for report alteration, separation, detachment or third party interpretation.

ENTHALPY ANALYTICAL

931 West Barkley Ave
Orange, CA 92868
(714) 771-6900

2516526

Subcontract Laboratory: 2516526
Pace Laboratories
4100 Atlas Court
Bakersfield, CA 93308
ATTN: Ragen Schallock
PO #: Required, to be sent via email

Enthalpy Order: EO-542490
PM: Zach Barker
Email: zach.barker@enthalpy.com
CC: incomingreports@enthalpy.com
Phone: (714) 771-6900

Results Due: Standard TAT
Report Level: II
Report To: MDL
EDDs: ELM_TransferOut (Standard Excel Transfer EDD, 3 tabs)

Notes:

| Sample ID | Collected | Lab ID | # Cont. | Matrix | Analysis Requested | Comment | |
|---|---|---|---|---|---|---|---|
| SOUTH BASIN - WESTERN INLET | 18-SEP-2025 08:15 | 542490-001 | 1 | Water | Organophosphorus Pesticides | | -1 |
| SOUTH BASIN - EASTERN INLET | 18-SEP-2025 08:45 | 542490-002 | 1 | Water | Organophosphorus Pesticides | | -2 |

| Notes: | Relinquished By: | Received By: |
|---|---|---|
| | 1540 | |
| | Date: 9/18/25 | Date: 9.19.25 1037 |
| | | |
| | Date: | Date: |
| | | |
| | Date: | Date: |

*The results in this report apply to the samples analyzed in accordance with the chain of custody document. This analytical report must be reproduced in its entirety.*
All results listed in this report are for the exclusive use of the submitting party. Pace Analytical assumes no responsibility for report alteration, separation, detachment or third party interpretation.

**Chain of Custody and Cooler Receipt Form for 2516526 Page 2 of 2**

PACE ANALYTICAL — COOLER RECEIPT FORM — Page 1 Of 1

Submission #: 2516526

| SHIPPING INFORMATION | SHIPPING CONTAINER | FREE LIQUID |
|---|---|---|
| Fed Ex ☑ UPS ☐ GSO / GLS ☐ Hand Delivery ☐ | Ice Chest ☑ None ☐ Box ☑ | YES ☑ NO ☐ |
| Pace Lab Field Service ☐ Other ☐ (Specify)_____ | Other ☐ (Specify)_____ | (W) / S |

Refrigerant: Ice ☑ Blue Ice ☐ None ☐ Other ☐ Comments:

Custody Seals: Ice Chest ☐ Intact? Yes ☐ No ☐ | Containers ☐ Intact? Yes ☐ No ☐ | None ☑ Comments:

All samples received? Yes ☑ No ☐ All samples containers intact? Yes ☑ No ☐ Description(s) match COC? Yes ☑ No ☐

COC Received ☑ YES ☐ NO

Emissivity: 0.97 Container: N/A Thermometer ID: 367

Temperature: (A) 3.6 °C / (C) 3.2 °C

Date/Time 9.19.25

Analyst Init SMH 1037

| SAMPLE CONTAINERS | SAMPLE NUMBERS 1 | 2 | 3 | 4 | 5 | 6 | 7 | 8 | 9 | 10 |
|---|---|---|---|---|---|---|---|---|---|---|
| QT PE UNPRES | | | | | | | | | | |
| 4oz / 8oz / 16oz PE UNPRES | | | | | | | | | | |
| 2oz $Cr^{+6}$ | | | | | | | | | | |
| QT INORGANIC CHEMICAL METALS | | | | | | | | | | |
| INORGANIC CHEMICAL METALS 4oz / 8oz / 16oz | | | | | | | | | | |
| PT CYANIDE | | | | | | | | | | |
| PT NITROGEN FORMS | | | | | | | | | | |
| PT TOTAL SULFIDE | | | | | | | | | | |
| 2oz. NITRATE / NITRITE | | | | | | | | | | |
| PT TOTAL ORGANIC CARBON | | | | | | | | | | |
| PT CHEMICAL OXYGEN DEMAND | | | | | | | | | | |
| PtA PHENOLICS | | | | | | | | | | |
| 40ml VOA VIAL TRAVEL BLANK | | | | | | | | | | |
| 40ml VOA VIAL | | | | | | | | | | |
| QT EPA 1664B | | | | | | | | | | |
| PT ODOR | | | | | | | | | | |
| RADIOLOGICAL | | | | | | | | | | |
| BACTERIOLOGICAL | | | | | | | | | | |
| 40 ml VOA VIAL- 504 | | | | | | | | | | |
| QT EPA 508/608.3/8081A | | | | | | | | | | |
| QT EPA 515.1/8151A | | | | | | | | | | |
| QT EPA 525.2 | | | | | | | | | | |
| QT EPA 525.2 TRAVEL BLANK | | | | | | | | | | |
| 40ml EPA 547 | | | | | | | | | | |
| 40ml EPA 531.1 | | | | | | | | | | |
| 8oz EPA 548.1 | | | | | | | | | | |
| QT EPA 549.2 | | | | | | | | | | |
| QT EPA 8015M | | | | | | | | | | |
| QT EPA 8270C | | | | | | | | | | |
| 8oz / 16oz / 32oz AMBER | A | A | | | | | | | | |
| 8oz / 16oz / 32oz JAR | | | | | | | | | | |
| SOIL SLEEVE | | | | | | | | | | |
| PCB VIAL | | | | | | | | | | |
| PLASTIC BAG | | | | | | | | | | |
| TEDLAR BAG | | | | | | | | | | |
| FERROUS IRON | | | | | | | | | | |
| ENCORE | | | | | | | | | | |
| SMART KIT | | | | | | | | | | |
| SUMMA CANISTER | | | | | | | | | | |

CHK BY CVR DISTRIBUTION SUB OUT

Comments:

Sample Numbering Completed By: SMH Date/Time: 9/19/25 1213

A = Actual / C = Corrected

Rev 23 05/20/22

[S:\WPDoc\WordPerfect\LAP_DOCS\FORMS\SAMREC rev 20]

*The results in this report apply to the samples analyzed in accordance with the chain of custody document. This analytical report must be reproduced in its entirety.*
All results listed in this report are for the exclusive use of the submitting party. Pace Analytical assumes no responsibility for report alteration, separation, detachment or third party interpretation.

Pace Analytical®
ENVIRONMENTAL SCIENCES

| | |
|---|---|
| Enthalpy Laboratories-Orange | **Reported:** 09/30/2025 16:41 |
| 931 West Barkley Avenue | Project: Soil & Waters (Zachary Barker) |
| Orange, CA 92868 | Project Number: EO-542490 |
| | Project Manager: Zachary Barker |

# Laboratory / Client Sample Cross Reference

| Laboratory | Client Sample Information | | | |
|---|---|---|---|---|
| **2516526-01** | **COC Number:** | --- | **Receive Date:** | 09/19/2025 10:37 |
| | **Project Number:** | --- | **Sampling Date:** | 09/18/2025 08:15 |
| | **Sampling Location:** | --- | **Sample Depth:** | --- |
| | **Sampling Point:** | SOUTH BASIN - WESTERN INLET | **Lab Matrix:** | Water |
| | **Sampled By:** | client | **Sample Type:** | Water |
| **2516526-02** | **COC Number:** | --- | **Receive Date:** | 09/19/2025 10:37 |
| | **Project Number:** | --- | **Sampling Date:** | 09/18/2025 08:45 |
| | **Sampling Location:** | --- | **Sample Depth:** | --- |
| | **Sampling Point:** | SOUTH BASIN - EASTERN INLET | **Lab Matrix:** | Water |
| | **Sampled By:** | client | **Sample Type:** | Water |

*The results in this report apply to the samples analyzed in accordance with the chain of custody document. This analytical report must be reproduced in its entirety.*
All results listed in this report are for the exclusive use of the submitting party. Pace Analytical assumes no responsibility for report alteration, separation, detachment or third party interpretation.

Pace Analytical®
ENVIRONMENTAL SCIENCES

Enthalpy Laboratories-Orange
931 West Barkley Avenue
Orange, CA 92868

**Reported:** 09/30/2025 16:41
Project: Soil & Waters (Zachary Barker)
Project Number: EO-542490
Project Manager: Zachary Barker

# Organo-Phosphorus Pesticide Analysis (EPA Method 8141A)

**Pace Sample ID:** 2516526-01 | **Client Sample Name:** SOUTH BASIN - WESTERN INLET, 9/18/2025 8:15:00AM, client

| Constituent | Result | Units | PQL | MDL | Method | MB Bias | Lab Quals | DCN |
|---|---|---|---|---|---|---|---|---|
| Azinphos methyl | ND | ug/L | 0.50 | 0.12 | EPA-8141A | ND | | 1 |
| Bolstar | ND | ug/L | 0.20 | 0.050 | EPA-8141A | ND | | 1 |
| Chlorpyrifos | ND | ug/L | 0.20 | 0.050 | EPA-8141A | ND | | 1 |
| Coumaphos | ND | ug/L | 0.50 | 0.11 | EPA-8141A | ND | | 1 |
| Demeton O/S | ND | ug/L | 0.20 | 0.056 | EPA-8141A | ND | | 1 |
| Diazinon | ND | ug/L | 0.20 | 0.050 | EPA-8141A | ND | | 1 |
| Dichlorvos | ND | ug/L | 0.20 | 0.050 | EPA-8141A | ND | | 1 |
| Disulfoton | ND | ug/L | 0.20 | 0.050 | EPA-8141A | ND | | 1 |
| Ethoprop | ND | ug/L | 0.20 | 0.052 | EPA-8141A | ND | | 1 |
| Fensulfothion | ND | ug/L | 0.20 | 0.051 | EPA-8141A | ND | | 1 |
| Fenthion | ND | ug/L | 0.20 | 0.050 | EPA-8141A | ND | | 1 |
| Merphos | ND | ug/L | 0.20 | 0.050 | EPA-8141A | ND | | 1 |
| Methyl parathion | ND | ug/L | 0.20 | 0.050 | EPA-8141A | ND | | 1 |
| Mevinphos | ND | ug/L | 0.20 | 0.050 | EPA-8141A | ND | | 1 |
| Naled | ND | ug/L | 0.50 | 0.17 | EPA-8141A | ND | | 1 |
| Phorate | ND | ug/L | 0.20 | 0.066 | EPA-8141A | ND | | 1 |
| Ronnel (Fenchlorphos) | ND | ug/L | 0.20 | 0.050 | EPA-8141A | ND | | 1 |
| Stirophos (Tetrachlorvinphos) | ND | ug/L | 0.20 | 0.082 | EPA-8141A | ND | | 1 |
| Tokuthion (Prothiofos) | ND | ug/L | 0.20 | 0.050 | EPA-8141A | ND | | 1 |
| Trichloronate | ND | ug/L | 0.20 | 0.050 | EPA-8141A | ND | | 1 |
| Triphenylphosphate (Surrogate) | 82.0 | % | 50 - 130 (LCL - UCL) | | EPA-8141A | | | 1 |

| DCN | Method | Prep Date | Run Date/Time | Analyst | Instrument | Dilution | QC Batch ID | Prep Method |
|---|---|---|---|---|---|---|---|---|
| 1 | EPA-8141A | 09/23/25 14:00 | 09/30/25 03:12 | OLH | GC-18 | 1 | B219616 | EPA 3510C |

DCN = Data Continuation Number

*The results in this report apply to the samples analyzed in accordance with the chain of custody document. This analytical report must be reproduced in its entirety.*
All results listed in this report are for the exclusive use of the submitting party. Pace Analytical assumes no responsibility for report alteration, separation, detachment or third party interpretation.

Pace Analytical®
ENVIRONMENTAL SCIENCES

Enthalpy Laboratories-Orange
931 West Barkley Avenue
Orange, CA 92868

**Reported:** 09/30/2025 16:41
Project: Soil & Waters (Zachary Barker)
Project Number: EO-542490
Project Manager: Zachary Barker

# Organo-Phosphorus Pesticide Analysis (EPA Method 8141A)

**Pace Sample ID:** 2516526-02 | **Client Sample Name:** SOUTH BASIN - EASTERN INLET, 9/18/2025 8:45:00AM, client

| Constituent | Result | Units | PQL | MDL | Method | MB Bias | Lab Quals | DCN |
|---|---|---|---|---|---|---|---|---|
| Azinphos methyl | ND | ug/L | 1.0 | 0.24 | EPA-8141A | ND | A10 | 1 |
| Bolstar | ND | ug/L | 0.40 | 0.10 | EPA-8141A | ND | A10 | 1 |
| Chlorpyrifos | ND | ug/L | 0.40 | 0.10 | EPA-8141A | ND | A10 | 1 |
| Coumaphos | ND | ug/L | 1.0 | 0.22 | EPA-8141A | ND | A10 | 1 |
| Demeton O/S | ND | ug/L | 0.40 | 0.11 | EPA-8141A | ND | A10 | 1 |
| Diazinon | ND | ug/L | 0.40 | 0.10 | EPA-8141A | ND | A10 | 1 |
| Dichlorvos | ND | ug/L | 0.40 | 0.10 | EPA-8141A | ND | A10 | 1 |
| Disulfoton | ND | ug/L | 0.40 | 0.10 | EPA-8141A | ND | A10 | 1 |
| Ethoprop | ND | ug/L | 0.40 | 0.10 | EPA-8141A | ND | A10 | 1 |
| Fensulfothion | ND | ug/L | 0.40 | 0.10 | EPA-8141A | ND | A10 | 1 |
| Fenthion | ND | ug/L | 0.40 | 0.10 | EPA-8141A | ND | A10 | 1 |
| Merphos | ND | ug/L | 0.40 | 0.10 | EPA-8141A | ND | A10 | 1 |
| Methyl parathion | ND | ug/L | 0.40 | 0.10 | EPA-8141A | ND | A10 | 1 |
| Mevinphos | ND | ug/L | 0.40 | 0.10 | EPA-8141A | ND | A10 | 1 |
| Naled | ND | ug/L | 1.0 | 0.34 | EPA-8141A | ND | A10 | 1 |
| Phorate | ND | ug/L | 0.40 | 0.13 | EPA-8141A | ND | A10 | 1 |
| Ronnel (Fenchlorphos) | ND | ug/L | 0.40 | 0.10 | EPA-8141A | ND | A10 | 1 |
| Stirophos (Tetrachlorvinphos) | ND | ug/L | 0.40 | 0.16 | EPA-8141A | ND | A10 | 1 |
| Tokuthion (Prothiofos) | ND | ug/L | 0.40 | 0.10 | EPA-8141A | ND | A10 | 1 |
| Trichloronate | ND | ug/L | 0.40 | 0.10 | EPA-8141A | ND | A10 | 1 |
| Triphenylphosphate (Surrogate) | 40.4 | % | 50 - 130 (LCL - UCL) | | EPA-8141A | | S09 | 1 |

| DCN | Method | Prep Date | Run Date/Time | Analyst | Instrument | Dilution | QC Batch ID | Prep Method |
|---|---|---|---|---|---|---|---|---|
| 1 | EPA-8141A | 09/23/25 14:00 | 09/30/25 03:42 | OLH | GC-18 | 2 | B219616 | EPA 3510C |

DCN = Data Continuation Number

*The results in this report apply to the samples analyzed in accordance with the chain of custody document. This analytical report must be reproduced in its entirety.*
All results listed in this report are for the exclusive use of the submitting party. Pace Analytical assumes no responsibility for report alteration, separation, detachment or third party interpretation.

Pace Analytical®
ENVIRONMENTAL SCIENCES

Enthalpy Laboratories-Orange
931 West Barkley Avenue
Orange, CA 92868

**Reported:** 09/30/2025 16:41
Project: Soil & Waters (Zachary Barker)
Project Number: EO-542490
Project Manager: Zachary Barker

# Organo-Phosphorus Pesticide Analysis (EPA Method 8141A)

## Quality Control Report - Method Blank Analysis

| Constituent | QC Sample ID | MB Result | Units | PQL | MDL | Lab Quals | Run # |
|---|---|---|---|---|---|---|---|
| **QC Batch ID: B219616** | | | | | | | |
| Azinphos methyl | B219616-BLK1 | ND | ug/L | 0.50 | 0.12 | | 1 |
| Bolstar | B219616-BLK1 | ND | ug/L | 0.20 | 0.050 | | 1 |
| Chlorpyrifos | B219616-BLK1 | ND | ug/L | 0.20 | 0.050 | | 1 |
| Coumaphos | B219616-BLK1 | ND | ug/L | 0.50 | 0.11 | | 1 |
| Demeton O/S | B219616-BLK1 | ND | ug/L | 0.20 | 0.056 | | 1 |
| Diazinon | B219616-BLK1 | ND | ug/L | 0.20 | 0.050 | | 1 |
| Dichlorvos | B219616-BLK1 | ND | ug/L | 0.20 | 0.050 | | 1 |
| Disulfoton | B219616-BLK1 | ND | ug/L | 0.20 | 0.050 | | 1 |
| Ethoprop | B219616-BLK1 | ND | ug/L | 0.20 | 0.052 | | 1 |
| Fensulfothion | B219616-BLK1 | ND | ug/L | 0.20 | 0.051 | | 1 |
| Fenthion | B219616-BLK1 | ND | ug/L | 0.20 | 0.050 | | 1 |
| Merphos | B219616-BLK1 | ND | ug/L | 0.20 | 0.050 | | 1 |
| Methyl parathion | B219616-BLK1 | ND | ug/L | 0.20 | 0.050 | | 1 |
| Mevinphos | B219616-BLK1 | ND | ug/L | 0.20 | 0.050 | | 1 |
| Naled | B219616-BLK1 | ND | ug/L | 0.50 | 0.17 | | 1 |
| Phorate | B219616-BLK1 | ND | ug/L | 0.20 | 0.066 | | 1 |
| Ronnel (Fenchlorphos) | B219616-BLK1 | ND | ug/L | 0.20 | 0.050 | | 1 |
| Stirophos (Tetrachlorvinphos) | B219616-BLK1 | ND | ug/L | 0.20 | 0.082 | | 1 |
| Tokuthion (Prothiofos) | B219616-BLK1 | ND | ug/L | 0.20 | 0.050 | | 1 |
| Trichloronate | B219616-BLK1 | ND | ug/L | 0.20 | 0.050 | | 1 |
| **Triphenylphosphate (Surrogate)** | **B219616-BLK1** | **94.8** | % | **50 - 130 (LCL - UCL)** | | | 1 |

| Run # | QC Sample ID | QC Type | Method | Prep Date | Run Date Time | Analyst | Instrument | Dilution |
|---|---|---|---|---|---|---|---|---|
| 1 | B219616-BLK1 | PB | EPA-8141A | 09/23/25 | 09/30/25 00:44 | OLH | GC-18 | 1 |

*The results in this report apply to the samples analyzed in accordance with the chain of custody document. This analytical report must be reproduced in its entirety.*
All results listed in this report are for the exclusive use of the submitting party. Pace Analytical assumes no responsibility for report alteration, separation, detachment or third party interpretation.

Pace Analytical®
ENVIRONMENTAL SCIENCES

Enthalpy Laboratories-Orange
931 West Barkley Avenue
Orange, CA 92868

**Reported:** 09/30/2025 16:41
Project: Soil & Waters (Zachary Barker)
Project Number: EO-542490
Project Manager: Zachary Barker

# Organo-Phosphorus Pesticide Analysis (EPA Method 8141A)

## Quality Control Report - Laboratory Control Sample

| Constituent | QC Sample ID | Type | Result | Spike Level | Units | Percent Recovery | RPD | Control Limits Percent Recovery | Control Limits RPD | Lab Quals | Run # |
|---|---|---|---|---|---|---|---|---|---|---|---|
| **QC Batch ID: B219616** | | | | | | | | | | | |
| Bolstar | B219616-BS1 | LCS | 1.3200 | 2.0000 | ug/L | 66.0 | | 50 - 130 | | | 1 |
| | B219616-BSD1 | LCSD | 1.3150 | 2.0000 | ug/L | 65.8 | 0.4 | 50 - 130 | 30 | | 2 |
| Chlorpyrifos | B219616-BS1 | LCS | 1.5050 | 2.0000 | ug/L | 75.2 | | 60 - 120 | | | 1 |
| | B219616-BSD1 | LCSD | 1.4600 | 2.0000 | ug/L | 73.0 | 3.0 | 60 - 120 | 30 | | 2 |
| Diazinon | B219616-BS1 | LCS | 1.6100 | 2.0000 | ug/L | 80.5 | | 60 - 130 | | | 1 |
| | B219616-BSD1 | LCSD | 1.6050 | 2.0000 | ug/L | 80.2 | 0.3 | 60 - 130 | 30 | | 2 |
| Methyl parathion | B219616-BS1 | LCS | 1.3350 | 2.0000 | ug/L | 66.8 | | 60 - 120 | | | 1 |
| | B219616-BSD1 | LCSD | 1.3250 | 2.0000 | ug/L | 66.2 | 0.8 | 60 - 120 | 30 | | 2 |
| Mevinphos | B219616-BS1 | LCS | 2.2800 | 2.0000 | ug/L | 114 | | 50 - 120 | | | 1 |
| | B219616-BSD1 | LCSD | 2.2800 | 2.0000 | ug/L | 114 | 0 | 50 - 120 | 30 | | 2 |
| Ronnel (Fenchlorphos) | B219616-BS1 | LCS | 1.3100 | 2.0000 | ug/L | 65.5 | | 50 - 120 | | | 1 |
| | B219616-BSD1 | LCSD | 1.3150 | 2.0000 | ug/L | 65.8 | 0.4 | 50 - 120 | 30 | | 2 |
| Stirophos (Tetrachlorvinphos) | B219616-BS1 | LCS | 1.4100 | 2.0000 | ug/L | 70.5 | | 50 - 120 | | | 1 |
| | B219616-BSD1 | LCSD | 1.3150 | 2.0000 | ug/L | 65.8 | 7.0 | 50 - 120 | 30 | | 2 |
| Triphenylphosphate (Surrogate) | B219616-BS1 | LCS | 2.0000 | 2.5000 | ug/L | 80.0 | | 50 - 130 | | | 1 |
| | B219616-BSD1 | LCSD | 2.2700 | 2.5000 | ug/L | 90.8 | 12.6 | 50 - 130 | | | 2 |

| Run # | QC Sample ID | QC Type | Method | Prep Date | Run Date Time | Analyst | Instrument | Dilution |
|---|---|---|---|---|---|---|---|---|
| 1 | B219616-BS1 | LCS | EPA-8141A | 09/23/25 | 09/30/25 01:14 | OLH | GC-18 | 1 |
| 2 | B219616-BSD1 | LCSD | EPA-8141A | 09/23/25 | 09/30/25 01:43 | OLH | GC-18 | 1 |

*The results in this report apply to the samples analyzed in accordance with the chain of custody document. This analytical report must be reproduced in its entirety.*
All results listed in this report are for the exclusive use of the submitting party. Pace Analytical assumes no responsibility for report alteration, separation, detachment or third party interpretation.

Enthalpy Laboratories-Orange
931 West Barkley Avenue
Orange, CA 92868

**Reported:** 09/30/2025 16:41
Project: Soil & Waters (Zachary Barker)
Project Number: EO-542490
Project Manager: Zachary Barker

## Notes And Definitions

| | |
|---|---|
| MDL | Method Detection Limit |
| ND | Analyte Not Detected |
| PQL | Practical Quantitation Limit |
| A10 | Detection and quantitation limits were raised due to matrix interference. |
| S09 | The surrogate recovery for this compound was not within the control limits. |

*The results in this report apply to the samples analyzed in accordance with the chain of custody document. This analytical report must be reproduced in its entirety.*
All results listed in this report are for the exclusive use of the submitting party. Pace Analytical assumes no responsibility for report alteration, separation, detachment or third party interpretation.

**Laboratory Job Number 542490**

**Subcontracted Products**

**McCampbell Analytical, Inc.**

# McCampbell Analytical, Inc.

*"When Quality Counts"*

# Analytical Report

**WorkOrder:** 2509E49

**Report Created for:** Enthalpy Analytical

931 West Barkley Avenue
Orange, CA 92868

**Project Contact:** Zach Barker
**Project P.O.:** 079649
**Project:** EO-542490

**Project Location:**
**Project Received:** 09/19/2025

Analytical Report reviewed & approved for release on 09/26/2025 by:

Tracy Babjar
Project Manager

***The report shall not be reproduced except in full, without the written approval of the laboratory. The analytical results relate only to the items tested. Results reported conform to the most current regulatory standards, where applicable, unless otherwise stated.***

1534 Willow Pass Rd. Pittsburg, CA 94565 ♦ TEL: (877) 252-9262 ♦ FAX: (925) 252-9269 ♦ www.mccampbell.com
CA ELAP 1644 ♦ ORELAP (NELAP) 4033 ♦ AIHA-LAP ID#232255 ♦ DoD-ELAP Cert # L22-757

McCampbell Analytical, Inc.
*"When Quality Counts"*

1534 Willow Pass Road, Pittsburg, CA 94565-1701
Toll Free Telephone: (877) 252-9262 / Fax: (925) 252-9269
http://www.mccampbell.com / E-mail: main@mccampbell.com

# Glossary of Terms & Qualifier Definitions

**Client:** Enthalpy Analytical **WorkOrder:** 2509E49

**Project:** EO-542490

## Glossary Abbreviation

| | |
|---|---|
| %D | Serial Dilution Percent Difference |
| 95% Interval | 95% Confident Interval |
| CCV | Continuing Calibration Verification. |
| CCV REC (%) | % recovery of Continuing Calibration Verification. |
| CPT | Consumer Product Testing not NELAP Accredited |
| DF | Dilution Factor |
| DI WET | (DISTLC) Waste Extraction Test using DI water |
| DISS | Dissolved (direct analysis of 0.45 µm filtered and acidified water sample) |
| DLT | Dilution Test (Serial Dilution) |
| DUP | Duplicate |
| EDL | Estimated Detection Limit |
| ERS | External reference sample. Second source calibration verification. |
| ITEF | International Toxicity Equivalence Factor |
| LCS | Laboratory Control Sample |
| LCS2 | Second LCS for the batch. Spike level is lower than that for the first LCS; applicable to method 1633. |
| LQL | Lowest Quantitation Level |
| MB | Method Blank |
| MB IS/SS % Rec | % Recovery of Internal Standard or Surrogate in Method Blank, if applicable |
| MB SS % Rec | % Recovery of Surrogate in Method Blank, if applicable |
| MDL | Method Detection Limit [1] |
| ML | Minimum Level of Quantitation |
| MS | Matrix Spike |
| MSD | Matrix Spike Duplicate |
| NA | Not Applicable |
| ND | Not detected at or above the indicated MDL or RL |
| NR | Data Not Reported due to matrix interference or insufficient sample amount. |
| PDS | Post Digestion Spike |
| PF | Prep Factor |
| RD | Relative Difference |
| RL | Reporting Limit [2] |
| RPD | Relative Percent Difference |
| RRT | Relative Retention Time |
| RSD | Relative Standard Deviation |
| SNR | Surrogate is diluted out of the calibration range |

[1] MDL is the minimum measured concentration of a substance that can be reported with 99% confidence that the measured concentration is distinguishable from method blank results. Definition and Procedure for the Determination of the Method Detection Limit, Revision 2, 40CFR, Part 136, Appendix B, EPA 821-R-16-006, December 2016. Values are based upon our default extraction volume/amount and are subject to change.

[2] RL is the lowest level that can be reliably determined within specified limits of precision and accuracy during routine laboratory operating conditions. (The RL cannot be lower than the lowest calibration standard used in the initial calibration of the instrument and must be greater than the MDL.) Values are based upon our default extraction volume/amount and are subject to change.

McCampbell Analytical, Inc.
*"When Quality Counts"*

1534 Willow Pass Road, Pittsburg, CA 94565-1701
Toll Free Telephone: (877) 252-9262 / Fax: (925) 252-9269
http://www.mccampbell.com / E-mail: main@mccampbell.com

# Glossary of Terms & Qualifier Definitions

**Client:** Enthalpy Analytical **WorkOrder:** 2509E49

**Project:** EO-542490

| | |
|---|---|
| SPK Val | Spike Value |
| SPKRef Val | Spike Reference Value |
| SPLP | Synthetic Precipitation Leachate Procedure |
| ST | Sorbent Tube |
| TCLP | Toxicity Characteristic Leachate Procedure |
| TEQ | Toxicity Equivalents |
| TNTC | “Too Numerous to Count;” greater than 250 colonies observed on the plate. |
| TZA | TimeZone Net Adjustment for sample collected outside of MAI's Coordinated Universal Time (UTC). (Adjustment for Daylight Saving is not accounted.) |
| WET (STLC) | Waste Extraction Test (Soluble Threshold Limit Concentration) |

## Analytical Qualifiers

| | |
|---|---|
| a3 | Sample diluted due to high organic content interfering with quantitative/or qualitative analysis. |

McCampbell Analytical, Inc.
*"When Quality Counts"*

1534 Willow Pass Road, Pittsburg, CA 94565-1701
Toll Free Telephone: (877) 252-9262 / Fax: (925) 252-9269
http://www.mccampbell.com / E-mail: main@mccampbell.com

# Analytical Report

| | | | |
|---|---|---|---|
| **Client:** | Enthalpy Analytical | **WorkOrder:** | 2509E49 |
| **Date Received:** | 09/19/2025 9:40 | **Extraction Method:** | E8151A |
| **Date Prepared:** | 09/23/2025 | **Analytical Method:** | E8151A |
| **Project:** | EO-542490 | **Unit:** | µg/L |

## Chlorinated Herbicides by GC-ECD

| Client ID | Lab ID | Matrix | Date Collected | Instrument | Batch ID |
|---|---|---|---|---|---|
| SOUTH BASIN-WESTERN INLET | 2509E49-001A | Water | 09/18/2025 08:15 | GC15A 09252525.D | 326307 |

| Analytes | Result | MDL | RL | DF | Date Analyzed |
|---|---|---|---|---|---|
| Acifluorfen | ND | 2.6 | 10 | 10 | 09/25/2025 22:44 |
| Bentazon | ND | 4.1 | 10 | 10 | 09/25/2025 22:44 |
| Chloramben | ND | 3.1 | 10 | 10 | 09/25/2025 22:44 |
| 2,4-D (Dichlorophenoxyacetic acid) | ND | 0.59 | 2.0 | 10 | 09/25/2025 22:44 |
| 2,4-DB | ND | 2.1 | 10 | 10 | 09/25/2025 22:44 |
| Dalapon | ND | 3.9 | 10 | 10 | 09/25/2025 22:44 |
| DCPA (mono & diacid) | ND | 1.4 | 10 | 10 | 09/25/2025 22:44 |
| Dicamba | ND | 0.59 | 2.0 | 10 | 09/25/2025 22:44 |
| 3,5-Dichlorobenzoic Acid | ND | 1.9 | 10 | 10 | 09/25/2025 22:44 |
| Dichloroprop | ND | 1.8 | 10 | 10 | 09/25/2025 22:44 |
| Dinoseb (DNBP) | ND | 1.8 | 10 | 10 | 09/25/2025 22:44 |
| MCPA | ND | 14 | 20 | 10 | 09/25/2025 22:44 |
| MCPP | ND | 7.7 | 20 | 10 | 09/25/2025 22:44 |
| 4-Nitrophenol | ND | 5.0 | 10 | 10 | 09/25/2025 22:44 |
| Pentachlorophenol (PCP) | ND | 0.55 | 2.0 | 10 | 09/25/2025 22:44 |
| Picloram | ND | 3.5 | 10 | 10 | 09/25/2025 22:44 |
| 2,4,5-T (Trichlorophenoxy acetic acid) | ND | 0.56 | 2.0 | 10 | 09/25/2025 22:44 |
| 2,4,5-TP (Silvex) | ND | 1.4 | 5.0 | 10 | 09/25/2025 22:44 |

| Surrogates | REC (%) | Limits | DF | |
|---|---|---|---|---|
| DCAA | 93 | 60-140 | 10 | 09/25/2025 22:44 |

Analyst(s): DP  Analytical Comments: a3

*(Cont.)*

McCampbell Analytical, Inc.
*"When Quality Counts"*

1534 Willow Pass Road, Pittsburg, CA 94565-1701
Toll Free Telephone: (877) 252-9262 / Fax: (925) 252-9269
http://www.mccampbell.com / E-mail: main@mccampbell.com

# Analytical Report

| | | | |
|---|---|---|---|
| **Client:** | Enthalpy Analytical | **WorkOrder:** | 2509E49 |
| **Date Received:** | 09/19/2025 9:40 | **Extraction Method:** | E8151A |
| **Date Prepared:** | 09/23/2025 | **Analytical Method:** | E8151A |
| **Project:** | EO-542490 | **Unit:** | µg/L |

## Chlorinated Herbicides by GC-ECD

| Client ID | Lab ID | Matrix | Date Collected | Instrument | Batch ID |
|---|---|---|---|---|---|
| SOUTH BASIN-EASTERN INLET | 2509E49-002A | Water | 09/18/2025 08:45 | GC15A 09252526.D | 326307 |

| Analytes | Result | MDL | RL | DF | Date Analyzed |
|---|---|---|---|---|---|
| Acifluorfen | ND | 2.6 | 10 | 10 | 09/25/2025 23:09 |
| Bentazon | ND | 4.1 | 10 | 10 | 09/25/2025 23:09 |
| Chloramben | ND | 3.1 | 10 | 10 | 09/25/2025 23:09 |
| 2,4-D (Dichlorophenoxyacetic acid) | ND | 0.59 | 2.0 | 10 | 09/25/2025 23:09 |
| 2,4-DB | ND | 2.1 | 10 | 10 | 09/25/2025 23:09 |
| Dalapon | ND | 3.9 | 10 | 10 | 09/25/2025 23:09 |
| DCPA (mono & diacid) | ND | 1.4 | 10 | 10 | 09/25/2025 23:09 |
| Dicamba | ND | 0.59 | 2.0 | 10 | 09/25/2025 23:09 |
| 3,5-Dichlorobenzoic Acid | ND | 1.9 | 10 | 10 | 09/25/2025 23:09 |
| Dichloroprop | ND | 1.8 | 10 | 10 | 09/25/2025 23:09 |
| Dinoseb (DNBP) | ND | 1.8 | 10 | 10 | 09/25/2025 23:09 |
| MCPA | ND | 14 | 20 | 10 | 09/25/2025 23:09 |
| MCPP | ND | 7.7 | 20 | 10 | 09/25/2025 23:09 |
| 4-Nitrophenol | ND | 5.0 | 10 | 10 | 09/25/2025 23:09 |
| Pentachlorophenol (PCP) | ND | 0.55 | 2.0 | 10 | 09/25/2025 23:09 |
| Picloram | ND | 3.5 | 10 | 10 | 09/25/2025 23:09 |
| 2,4,5-T (Trichlorophenoxy acetic acid) | ND | 0.56 | 2.0 | 10 | 09/25/2025 23:09 |
| 2,4,5-TP (Silvex) | ND | 1.4 | 5.0 | 10 | 09/25/2025 23:09 |

| Surrogates | REC (%) | Limits | DF | |
|---|---|---|---|---|
| DCAA | 93 | 60-140 | 10 | 09/25/2025 23:09 |

Analyst(s): DP

Analytical Comments: a3

McCampbell Analytical, Inc.
*"When Quality Counts"*

1534 Willow Pass Road, Pittsburg, CA 94565-1701
Toll Free Telephone: (877) 252-9262 / Fax: (925) 252-9269
http://www.mccampbell.com / E-mail: main@mccampbell.com

# Analytical Report

| | | | |
|---|---|---|---|
| **Client:** | Enthalpy Analytical | **WorkOrder:** | 2509E49 |
| **Date Received:** | 09/19/2025 9:40 | **Extraction Method:** | RSK175 |
| **Date Prepared:** | 09/24/2025 | **Analytical Method:** | RSK175 |
| **Project:** | EO-542490 | **Unit:** | µg/L |

## Dissolved Carbon Dioxide by RSK 175

| Client ID | Lab ID | Matrix | Date Collected | Instrument | Batch ID |
|---|---|---|---|---|---|
| SOUTH BASIN-WESTERN INLET | 2509E49-001B | Water | 09/18/2025 08:15 | GC26 0924251004.D | 326489 |

| Analytes | Result | MDL | RL | DF | Date Analyzed |
|---|---|---|---|---|---|
| Carbon Dioxide | **4600** | 250 | 250 | 5 | 09/24/2025 13:06 |

Analyst(s): CLO

| Client ID | Lab ID | Matrix | Date Collected | Instrument | Batch ID |
|---|---|---|---|---|---|
| SOUTH BASIN-EASTERN INLET | 2509E49-002B | Water | 09/18/2025 08:45 | GC26 0924251005.D | 326489 |

| Analytes | Result | MDL | RL | DF | Date Analyzed |
|---|---|---|---|---|---|
| Carbon Dioxide | **1600** | 50 | 50 | 1 | 09/24/2025 13:23 |

Analyst(s): CLO

McCampbell Analytical, Inc.
*"When Quality Counts"*

1534 Willow Pass Road, Pittsburg, CA 94565-1701
Toll Free Telephone: (877) 252-9262 / Fax: (925) 252-9269
http://www.mccampbell.com / E-mail: main@mccampbell.com

# Quality Control Report

| | | | |
|---|---|---|---|
| **Client:** | Enthalpy Analytical | **WorkOrder:** | 2509E49 |
| **Date Prepared:** | 09/23/2025 | **BatchID:** | 326307 |
| **Date Analyzed:** | 09/25/2025 | **Extraction Method:** | E8151A |
| **Instrument:** | GC15A | **Analytical Method:** | E8151A |
| **Matrix:** | Water | **Unit:** | µg/L |
| **Project:** | EO-542490 | **Sample ID:** | MB/LCS/LCSD-326307 |

## QC Summary Report for E8151A

| Analyte | MB Result | MDL | RL | SPK Val | MB IS/SS %REC | MB IS/SS Limits |
|---|---|---|---|---|---|---|
| Acifluorfen | ND | 0.26 | 1.0 | - | - | - |
| Bentazon | ND | 0.41 | 1.0 | - | - | - |
| Chloramben | ND | 0.31 | 1.0 | - | - | - |
| 2,4-D (Dichlorophenoxyacetic acid) | ND | 0.059 | 0.20 | - | - | - |
| 2,4-DB | ND | 0.21 | 1.0 | - | - | - |
| Dalapon | ND | 0.39 | 1.0 | - | - | - |
| DCPA (mono & diacid) | ND | 0.14 | 1.0 | - | - | - |
| Dicamba | ND | 0.059 | 0.20 | - | - | - |
| 3,5-Dichlorobenzoic Acid | ND | 0.19 | 1.0 | - | - | - |
| Dichloroprop | ND | 0.18 | 1.0 | - | - | - |
| Dinoseb (DNBP) | ND | 0.18 | 1.0 | - | - | - |
| MCPA | ND | 1.4 | 2.0 | - | - | - |
| MCPP | ND | 0.77 | 2.0 | - | - | - |
| 4-Nitrophenol | ND | 0.50 | 1.0 | - | - | - |
| Pentachlorophenol (PCP) | ND | 0.055 | 0.20 | - | - | - |
| Picloram | ND | 0.35 | 1.0 | - | - | - |
| 2,4,5-T (Trichlorophenoxy acetic acid) | ND | 0.056 | 0.20 | - | - | - |
| 2,4,5-TP (Silvex) | ND | 0.14 | 0.50 | - | - | - |
| **Surrogate Recovery** | | | | | | |
| DCAA | 11 | | | 10 | 109 | 70-130 |

*(Cont.)*

McCampbell Analytical, Inc.
*"When Quality Counts"*

1534 Willow Pass Road, Pittsburg, CA 94565-1701
Toll Free Telephone: (877) 252-9262 / Fax: (925) 252-9269
http://www.mccampbell.com / E-mail: main@mccampbell.com

# Quality Control Report

| | | | |
|---|---|---|---|
| **Client:** | Enthalpy Analytical | **WorkOrder:** | 2509E49 |
| **Date Prepared:** | 09/23/2025 | **BatchID:** | 326307 |
| **Date Analyzed:** | 09/25/2025 | **Extraction Method:** | E8151A |
| **Instrument:** | GC15A | **Analytical Method:** | E8151A |
| **Matrix:** | Water | **Unit:** | µg/L |
| **Project:** | EO-542490 | **Sample ID:** | MB/LCS/LCSD-326307 |

## QC Summary Report for E8151A

| Analyte | LCS Result | LCSD Result | SPK Val | LCS %REC | LCSD %REC | LCS/LCSD Limits | RPD | RPD Limit |
|---|---|---|---|---|---|---|---|---|
| Acifluorfen | 9.3 | 9.8 | 10 | 93 | 98 | 70-130 | 4.67 | 30 |
| Bentazon | 9.7 | 10 | 10 | 97 | 104 | 70-130 | 6.89 | 30 |
| Chloramben | 11 | 11 | 10 | 105 | 106 | 70-130 | 0.863 | 30 |
| 2,4-D (Dichlorophenoxyacetic acid) | 11 | 11 | 10 | 106 | 108 | 70-130 | 1.80 | 30 |
| 2,4-DB | 11 | 10 | 10 | 105 | 102 | 70-130 | 3.47 | 30 |
| Dalapon | 12 | 12 | 10 | 116 | 118 | 70-130 | 2.31 | 30 |
| DCPA (mono & diacid) | 9.9 | 10 | 10 | 99 | 103 | 70-130 | 4.21 | 30 |
| Dicamba | 11 | 11 | 10 | 107 | 112 | 70-130 | 4.27 | 30 |
| 3,5-Dichlorobenzoic Acid | 11 | 11 | 10 | 107 | 111 | 70-130 | 3.76 | 30 |
| Dichloroprop | 10 | 11 | 10 | 104 | 107 | 70-130 | 2.82 | 30 |
| Dinoseb (DNBP) | 10 | 11 | 10 | 104 | 108 | 70-130 | 3.64 | 30 |
| MCPA | 120 | 110 | 100 | 118 | 114 | 70-130 | 3.42 | 30 |
| MCPP | 94 | 110 | 100 | 94 | 111 | 70-130 | 16.7 | 30 |
| 4-Nitrophenol | 11 | 11 | 10 | 110 | 111 | 70-130 | 0.0162 | 30 |
| Pentachlorophenol (PCP) | 10 | 11 | 10 | 102 | 106 | 70-130 | 3.59 | 30 |
| Picloram | 11 | 12 | 10 | 112 | 116 | 70-130 | 3.92 | 30 |
| 2,4,5-T (Trichlorophenoxy acetic acid) | 11 | 11 | 10 | 112 | 114 | 70-130 | 2.45 | 30 |
| 2,4,5-TP (Silvex) | 10 | 11 | 10 | 102 | 106 | 70-130 | 3.13 | 30 |
| **Surrogate Recovery** | | | | | | | | |
| DCAA | 11 | 12 | 10 | 113 | 118 | 70-130 | 4.67 | 30 |

McCampbell Analytical, Inc.
*"When Quality Counts"*

1534 Willow Pass Road, Pittsburg, CA 94565-1701
Toll Free Telephone: (877) 252-9262 / Fax: (925) 252-9269
http://www.mccampbell.com / E-mail: main@mccampbell.com

# Quality Control Report

| | | | |
|---|---|---|---|
| **Client:** | Enthalpy Analytical | **WorkOrder:** | 2509E49 |
| **Date Prepared:** | 09/24/2025 | **BatchID:** | 326489 |
| **Date Analyzed:** | 09/24/2025 | **Extraction Method:** | RSK175 |
| **Instrument:** | GC26 | **Analytical Method:** | RSK175 |
| **Matrix:** | Water | **Unit:** | µg/L |
| **Project:** | EO-542490 | **Sample ID:** | MB/LCS/LCSD-326489 |

## QC Summary Report for RSK175

| Analyte | MB Result | MDL | RL | | | |
|---|---|---|---|---|---|---|
| Carbon Dioxide | ND | 50 | 50 | - | - | - |

| Analyte | LCS Result | LCSD Result | SPK Val | LCS %REC | LCSD %REC | LCS/LCSD Limits | RPD | RPD Limit |
|---|---|---|---|---|---|---|---|---|
| Carbon Dioxide | 140 | 140 | 187.2 | 77 | 73 | 70-130 | 4.37 | 30 |

McCampbell Analytical, Inc.
*"When Quality Counts"*

1534 Willow Pass Road, Pittsburg, CA 94565-1701
Toll Free Telephone: (877) 252-9262 / Fax: (925) 252-9269
http://www.mccampbell.com / E-mail: main@mccampbell.com

# Certified Analyte List

**Client:** Enthalpy Analytical **WorkOrder:** 2509E49

**Project:** EO-542490

| Analyte | Cert 1 | Cert 2 | Cert 3 | Cert 4 | Cert 5 | Analytical Method | Matrix |
|---|---|---|---|---|---|---|---|
| 2,4,5-T (Trichlorophenoxy acetic acid) | ◉ | ◉ | ○ | ○ | ○ | E8151A | Water |
| 2,4,5-TP (Silvex) | ◉ | ◉ | ○ | ○ | ○ | E8151A | Water |
| 2,4-D (Dichlorophenoxyacetic acid) | ◉ | ◉ | ○ | ○ | ○ | E8151A | Water |
| 2,4-DB | ◉ | ◉ | ○ | ○ | ○ | E8151A | Water |
| 3,5-Dichlorobenzoic Acid | ○ | ◉ | ○ | ○ | ○ | E8151A | Water |
| 4-Nitrophenol | ◉ | ◉ | ○ | ○ | ○ | E8151A | Water |
| Acifluorfen | ○ | ◉ | ○ | ○ | ○ | E8151A | Water |
| Bentazon | ○ | ◉ | ○ | ○ | ○ | E8151A | Water |
| Chloramben | ○ | ◉ | ○ | ○ | ○ | E8151A | Water |
| Dalapon | ◉ | ◉ | ○ | ○ | ○ | E8151A | Water |
| DCPA (mono & diacid) | ○ | ◉ | ○ | ○ | ○ | E8151A | Water |
| Dicamba | ◉ | ◉ | ○ | ○ | ○ | E8151A | Water |
| Dichloroprop | ◉ | ◉ | ○ | ○ | ○ | E8151A | Water |
| Dinoseb (DNBP) | ◉ | ◉ | ○ | ○ | ○ | E8151A | Water |
| MCPA | ◉ | ◉ | ○ | ○ | ○ | E8151A | Water |
| MCPP | ◉ | ◉ | ○ | ○ | ○ | E8151A | Water |
| Pentachlorophenol (PCP) | ◉ | ◉ | ○ | ○ | ○ | E8151A | Water |
| Picloram | ○ | ◉ | ○ | ○ | ○ | E8151A | Water |

**Certifications**

| | |
|---|---|
| Cert 1 | CA ELAP 1644 |
| Cert 2 | ORELAP (NELAP) 4033 |

The Certified Analyte Report lists the compounds for which MAI is accredited at the time of issuance. Although MAI holds multiple accreditations, methods with extensive compound lists may not be fully accredited due to state agency availability.

McCampbell Analytical, Inc.
1534 Willow Pass Rd
Pittsburg, CA 94565-1701
(925) 252-9262

# CHAIN-OF-CUSTODY RECORD



**WorkOrder: 2509E49** **ClientCode: ENO** **QuoteID: 252619**

☐ WaterTrax ☐ CLIP ☐ EDF ☑ EQuIS ☑ Dry-Weight ☑ Email ☐ HardCopy ☐ ThirdParty ☑ J-flag

☑ Detection Summary ☑ **Excel** [A1_Standard _QC]

Report to:
Zach Barker
Enthalpy Analytical
931 West Barkley Avenue
Orange, CA 92868
714-771-6900 FAX:

Email: zach.barker@enthalpy.com
cc/3rd Party: incomingreports@enthalpy.com;
PO: 079649
Project: EO-542490

Bill to:
Accounts Payable/Enthalpy SoCal
Montrose Environmental Group
PO Box 842165
Boston, MA 02284-2165
003EL_ap@montrose-env.com

**Requested TAT: 5 days;**

*Date Received:* **09/19/2025**
*Date Logged:* **09/22/2025**

| Lab ID | ClientSampID | Matrix | Collection Date | Hold | Requested Tests (See legend below) | | | | | | | | | | | |
|---|---|---|---|---|---|---|---|---|---|---|---|---|---|---|---|---|
| | | | | | 1 | 2 | 3 | 4 | 5 | 6 | 7 | 8 | 9 | 10 | 11 | 12 |
| 2509E49-001 | SOUTH BASIN-WESTERN INLET | Water | 9/18/2025 08:15 | ☐ | A | A | B | | | | | | | | | |
| 2509E49-002 | SOUTH BASIN-EASTERN INLET | Water | 9/18/2025 08:45 | ☐ | A | A | B | | | | | | | | | |

**Test Legend:**

| | | | | | | | |
|---|---|---|---|---|---|---|---|
| 1 | 8151_W | 2 | PRDisposal Fee | 3 | RSK175_CO2_W | 4 | |
| 5 | | 6 | | 7 | | 8 | |
| 9 | | 10 | | 11 | | 12 | |

**Prepared by: Agustina Venegas**

**Comments:**

NOTE: Soil samples are discarded 60 days after receipt unless other arrangements are made (Water samples are 30 days).
Hazardous samples will be returned to client or disposed of at client expense.

McCampbell Analytical, Inc.
*"When Quality Counts"*

1534 Willow Pass Road, Pittsburg, CA 94565-1701
Toll Free Telephone: (877) 252-9262 / Fax: (925) 252-9269
http://www.mccampbell.com / E-mail: main@mccampbell.com

# WORK ORDER SUMMARY

**Client Name:** ENTHALPY ANALYTICAL **Project:** EO-542490 **Work Order:** 2509E49
**Client Contact:** Zach Barker **QC Level:** LEVEL 2
**Contact's Email:** zach.barker@enthalpy.com **Comments:** **Date Logged:** 9/22/2025

☐ WaterTrax ☐ CLIP ☐ EDF ☑ Excel ☐ EQuIS ☑ Email ☐ HardCopy ☐ ThirdParty ☑ J-flag

| LabID | ClientSampID | Matrix | Test Name | Cont./ Comp. | Bottle & Preservative | U** | Head Space | Dry-Weight | Collection Date & Time | TAT | Test Due Date | Sediment Content | Hold | Sub Out |
|---|---|---|---|---|---|---|---|---|---|---|---|---|---|---|
| 001A | SOUTH BASIN-WESTERN INLET | Water | E8151A (Chlorinated Herbicides) | 1 | 1LA Narrow Mouth, Unpres | ☐ | ☐ | ☐ | 9/18/2025 8:15 | 5 days | 9/26/2025 | Present | ☐ | ☐ |
| 001B | SOUTH BASIN-WESTERN INLET | Water | RSK175 (CO2) | 2 | VOA, Unpres | ☐ | ☐ | ☐ | 9/18/2025 8:15 | 5 days | 9/26/2025 | Present | ☐ | ☐ |
| 002A | SOUTH BASIN-EASTERN INLET | Water | E8151A (Chlorinated Herbicides) | 1 | 1LA Narrow Mouth, Unpres | ☐ | ☐ | ☐ | 9/18/2025 8:45 | 5 days | 9/26/2025 | Present | ☐ | ☐ |
| 002B | SOUTH BASIN-EASTERN INLET | Water | RSK175 (CO2) | 2 | VOA, Unpres | ☐ | ☐ | ☐ | 9/18/2025 8:45 | 5 days | 9/26/2025 | Present | ☐ | ☐ |

**NOTES: * STLC and TCLP extractions require 2 days to complete; therefore, all TATs begin after the extraction is completed (i.e., One-day TAT yields results in 3 days from sample submission).**

**- ISM prep requires 5 to 10 days to complete; therefore, all TATs begin after the extraction is completed (i.e., One-day TAT yields results in 6 to 11 days from sample submission). Due date listed on WO summary will not accurately reflect the time needed for sample preparation.**

**- Organic extracts are held for 40 days before disposal; Inorganic extract are held for 30 days.**

**- MAI assumes that all material present in the provided sampling container is considered part of the sample - MAI does not exclude any material from the sample prior to sample preparation unless requested in writing by the client.**

**U** = An unpreserved container was received for a method that suggests a preservation in order to extend hold time for analysis.**

**Cont./Comp. = Containers /Composites**

2509E49

ENTHALPY ANALYTICAL
931 West Barkley Ave
Orange, CA 92868
(714) 771-6900

Subcontract Laboratory:
McCampbell Analytical, Inc.
1534 Willow Pass Rd.
Pittsburg, CA 94565
ATTN: Quote ID: 252619
PO #: PO-079649

Enthalpy Order: EO-542490
PM: Zach Barker
Email: zach.barker@enthalpy.com
CC: incomingreports@enthalpy.com
Phone: (714) 771-6900

Results Due: Standard TAT
Report Level: II
Report To: MDL
EDDs: Standard Excel EDD

Notes:

| Sample ID | Collected | Lab ID | # Cont. | Matrix | Analysis Requested | Comment |
|---|---|---|---|---|---|---|
| SOUTH BASIN - WESTERN INLET | 18-SEP-2025 08:15 | 542490-001 | 1 | Water | EPA 8151A Chlorinated Herbicides | |
| | | | | Water | RSK-175 CO2 | |
| SOUTH BASIN - EASTERN INLET | 18-SEP-2025 08:45 | 542490-002 | 1 | Water | EPA 8151A Chlorinated Herbicides | |
| | | | | Water | RSK-175 CO2 | |

| Notes: | Relinquished By: | Received By: |
|---|---|---|
| | 1540 | |
| | Date: 9/18/25 | Date: 9/19/25 0940 |
| | | |
| | Date: | Date: |
| | | |
| | Date: | Date: |

0.1c WET IR43

FEDEX: 884493479361

McCampbell Analytical, Inc.
*"When Quality Counts"*

1534 Willow Pass Road, Pittsburg, CA 94565-1701
Toll Free Telephone: (877) 252-9262 / Fax: (925) 252-9269
http://www.mccampbell.com / E-mail: main@mccampbell.com

# Sample Receipt Checklist

| | | | |
|---|---|---|---|
| Client Name: | Enthalpy Analytical | Date and Time Received: | 9/19/2025 09:40 |
| Project: | EO-542490 | Date Logged: | 9/22/2025 |
| | | Received by: | Agustina Venegas |
| WorkOrder №: | 2509E49 Matrix: Water | Logged by: | Agustina Venegas |
| Carrier: | FedEx | | |

## Chain of Custody (COC) Information

| | | | | | | |
|---|---|---|---|---|---|---|
| Chain of custody present? | Yes | ☑ | No | ☐ | | |
| Chain of custody signed when relinquished and received? | Yes | ☑ | No | ☐ | | |
| Chain of custody agrees with sample labels? | Yes | ☑ | No | ☐ | | |
| Sample IDs noted by Client on COC? | Yes | ☑ | No | ☐ | | |
| Date and Time of collection noted by Client on COC? | Yes | ☑ | No | ☐ | | |
| Sampler's name noted on COC? | Yes | ☐ | No | ☑ | | |
| COC agrees with Quote? | Yes | ☑ | No | ☐ | NA | ☐ |
| COC quote NOT expired? | Yes | ☑ | No | ☐ | NA | ☐ |

## Sample Receipt Information

| | | | | | | |
|---|---|---|---|---|---|---|
| Custody seals intact on shipping container/cooler? | Yes | ☐ | No | ☐ | NA | ☑ |
| Custody seals intact on sample bottles? | Yes | ☐ | No | ☐ | NA | ☑ |
| Shipping container/cooler in good condition? | Yes | ☑ | No | ☐ | | |
| Samples in proper containers/bottles? | Yes | ☑ | No | ☐ | | |
| Sample containers intact? | Yes | ☑ | No | ☐ | | |
| Sufficient sample volume for indicated test? | Yes | ☑ | No | ☐ | | |

## Sample Preservation and Hold Time (HT) Information

| | | | | | | |
|---|---|---|---|---|---|---|
| All samples received within holding time? | Yes | ☑ | No | ☐ | NA | ☐ |
| Samples Received on Ice? | Yes | ☑ | No | ☐ | | |
| (Ice Type: WET ICE ) | | | | | | |
| Sample/Temp Blank temperature | Temp: 0.1°C | | | | NA | ☐ |
| ZHS conditional analyses: VOA meets zero headspace requirement (VOCs, TPHg/BTEX, RSK)? | Yes | ☑ | No | ☐ | NA | ☐ |
| Sample labels checked for correct preservation? | Yes | ☑ | No | ☐ | | |
| pH acceptable upon receipt (Metal: <2)? | Yes | ☐ | No | ☐ | NA | ☑ |

UCMR Samples:

| | | | | | | |
|---|---|---|---|---|---|---|
| pH tested and acceptable upon receipt (200.7: ≤2; 533: 6 - 8; 537.1: 6 - 8)? | Yes | ☐ | No | ☐ | NA | ☑ |
| Free Chlorine tested and acceptable upon receipt (<0.1mg/L) [not applicable to 200.7]? | Yes | ☐ | No | ☐ | NA | ☑ |

Comments:

**Laboratory Job Number 542490**

**Subcontracted Products**

**Pace Analytical - Mt. Juliet**

**Pace Analytical Services, LLC**
1638 Roseytown Road - Suites 2,3,4
Greensburg, PA 15601
(724)850-5600

October 10, 2025

Zach Barker
Enthalpy Analytical
931 W Barkley Ave
Orange, CA 92868

RE: Project: 542490
Pace Project No.: 30813435

Dear Zach Barker:

Enclosed are the analytical results for sample(s) received by the laboratory on September 19, 2025. The results relate only to the samples included in this report. Results reported herein conform to the applicable TNI/NELAC Standards and the laboratory's Quality Manual, where applicable, unless otherwise noted in the body of the report.

The test results provided in this final report were generated by each of the following laboratories within the Pace Network:

(Greensburg, PA) - Revision #1 - This report replaces the October 2nd, 2025, report. This project was revised on October 10th, 2025, to update a reporting compound list.

If you have any questions concerning this report, please feel free to contact me.

Sincerely,

Carla Cmar for
Nikayla M. Yasurek
nikayla.yasurek@pacelabs.com
(724)850-5600
Project Manager

Enclosures

cc: Sophia Baughman, Enthalpy Analytical
Diane Galvan, Enthalpy Analytical
Brenda Hamilton, Enthalpy Analytical
Ms. Patricia Mata, Enthalpy Analytical
Taylor Nasu, Enthalpy Analytical
Jocelyn Nguyen, Enthalpy Analytical
Incoming Reports, Enthalpy Analytical
David Tripp, Enthalpy Analytical

**REPORT OF LABORATORY ANALYSIS**

This report shall not be reproduced, except in full,
without the written consent of Pace Analytical Services, LLC.

**Pace Analytical Services, LLC**
1638 Roseytown Road - Suites 2,3,4
Greensburg, PA 15601
(724)850-5600

## SAMPLE SUMMARY

Project: 542490
Pace Project No.: 30813435

| Lab ID | Sample ID | Matrix | Date Collected | Date Received |
|---|---|---|---|---|
| **30813435001** | **South Basin - Western Inlet** | Water | 09/18/25 08:15 | 09/19/25 09:30 |
| **30813435002** | **South Basin - Eastern Inlet** | Water | 09/18/25 08:45 | 09/19/25 09:30 |

**REPORT OF LABORATORY ANALYSIS**

This report shall not be reproduced, except in full,
without the written consent of Pace Analytical Services, LLC.

ENTHALPY ANALYTICAL
931 West Barkley Ave
Orange, CA 92868
(714) 771-6900

**D051**



Subcontract Laboratory:
Pace Analytical - Mt. Juliet
12065 Lebanon Road
Mt. Juliet, TN 37122
ATTN: Jennifer Gambill
PO #: Required, to be sent via email

Enthalpy Order: EO-542490
PM: Zach Barker
Email: zach.barker@enthalpy.com
CC: incomingreports@enthalpy.com
Phone: (714) 771-6900

Results Due: Standard TAT
Report Level: II
Report To: MDL
EDDs:

L1900079

Notes:

| Sample ID | Collected | Lab ID | # Cont. | Matrix | Analysis Requested | Comment |
|---|---|---|---|---|---|---|
| SOUTH BASIN - WESTERN INLET | 18-SEP-2025 08:15 | 542490-001 | 1 | Water | EPA 625.1 | |
| SOUTH BASIN - EASTERN INLET | 18-SEP-2025 08:45 | 542490-002 | 1 | Water | EPA 625.1 | |

| Notes: | Relinquished By: | Received By: |
|---|---|---|
| | 1700 | PACE 0930 |
| | Date: 9/18/25 | Date: 9/19/25 |
| | | |
| | Date: | Date: |
| | | |
| | Date: | Date: |

9155031209 15

Sample Receipt Checklist

| | | | |
|---|---|---|---|
| COC Seal Present/Intact: | Y N NP | If Applicable | |
| COC Signed/Accurate: | Y N | VOA Zero Headspace: | Y N |
| Bottles arrive intact: | Y N | Pres. Correct/Check: | Y N |
| Correct bottles used: | Y N | | |
| Sufficient volume sent: | Y N | Condition: NCF | OK |
| RA Screen <0.5 mR/hr: | Y N | Containers: 2 | |

PO A91.1-01=1.0

Date of Report: 10/08/2025

Nikayla Yasurek

PACE Analytical - PA
1638 Roseytown Road, Ste 2,3 &4
Greensburg, PA 15601

| | |
|---|---|
| Client Project: | EO-542490 |
| Pace Project: | Chiquita Canyon Landfill Stormwater |
| Pace Work Order: | 2516722 |
| Invoice ID: | B524666 |

Enclosed are the results of analyses for samples received by the laboratory on 9/19/2025. If you have any questions concerning this report, please feel free to contact me.

Revised Report: This report supersedes Report ID 1001624667

Sincerely,

Contact Person: Ragen Williams
Client Service Rep

Steven Bennett
Operations Manager

# Table of Contents


**Sample Information**

Chain of Custody and Cooler Receipt form..... 3

Laboratory / Client Sample Cross Reference..... 6

**Notes**

Notes and Definitions..... 7



*The results in this report apply to the samples analyzed in accordance with the chain of custody document. This analytical report must be reproduced in its entirety.*

All results listed in this report are for the exclusive use of the submitting party. Pace Analytical assumes no responsibility for report alteration, separation, detachment or third party interpretation.

# Internal Transfer Chain of Custody

☐ Rush Multiplier____X
☐ Samples Pre-Logged into eCOC

State Of Origin: CA
Cert. Needed: ☐ Yes ☐ No

Workorder: 30813435 Workorder Name: 542490
Owner Received Date: 9/19/2025 Results Requested By: 10/3/2025

| Report To | Subcontract To |
|---|---|
| Nikayla M. Yasurek<br>Pace Analytical Pittsburgh<br>1638 Roseytown Road<br>Suites 2,3,4<br>Greensburg, PA 15601<br>Phone (724)850-5600 | Pace Analytical Bakersfield<br>4100 Atlas Court<br>Bakersfield, CA 93313<br>Phone (661)327-4911 |

| Item | Sample ID | Sample Type | Collect Date/Time | Lab ID | Matrix | Preserved Containers: HCl | 625.1 | LAB USE ONLY |
|---|---|---|---|---|---|---|---|---|
| 1 | South Basin - Western Inlet | PS | 9/18/2025 08:15 | 30813435001 | Water | 1 | X | |
| 2 | South Basin - Eastern Inlet | PS | 9/18/2025 08:45 | 30813435002 | Water | 1 | X | |
| 3 | | | | | | | | |
| 4 | | | | | | | | |
| 5 | | | | | | | | |

| Transfers | Released By | Date/Time | Received By | Date/Time |
|---|---|---|---|---|
| 1 | | | | |
| 2 | | | | |
| 3 | | | | |

Comments

Cooler Temperature on Receipt ____°C | Custody Seal Y or N | Received on Ice Y or N | Samples Intact Y or N

****In order to maintain client confidentiality, location/name of the sampling site, sampler's name and signature may not be provided on this COC document.*
*This chain of custody is considered complete as is since this information is available in the owner laboratory.*

Thursday, September 25, 2025 9:55:21 PM FMT-ALL-C-002rev.00 24March2009 Page 1 of 1

*The results in this report apply to the samples analyzed in accordance with the chain of custody document. This analytical report must be reproduced in its entirety.*
All results listed in this report are for the exclusive use of the submitting party. Pace Analytical assumes no responsibility for report alteration, separation, detachment or third party interpretation.

**INTER_LABORATORY WORK ORDER # 30813435**
(To be completed by sending lab)

**Ship To:**
Pace Analytical Bakersfield
4100 Atlas Court
Bakersfield, CA 93313
Phone (661)327-4911

| | |
|---|---|
| Sending Project No: | 30813435 |
| Receiving Project No: | |
| Check Box for Consolidated Invoice: | ☐ |
| Date Prepared: | 09/25/25 |
| **REQUESTED COMPLETION DATE:** | **10/3/2025** |

| | | | |
|---|---|---|---|
| Sending Region | IR30-Pittsburgh | Sending Project Mgr. | Nikayla M. Yasurek |
| Receiving Region | S870-Bakersfield | External Client | Enthalpy Analytical |
| State of Sample Origin | CA | QC Deliverable | STD REPORT |

**All questions should be addressed to sending project manager.**

Requested Reportable Units _____ Report Wet or Dry Weight? Dry Weight ☐ IRWO Lab Need to run? Cert. Needed _____

**WORK REQUESTED**

| Method Description | Container Type | Quantity of containers | Preservative | Quantity of Samples | Acode | Acode Desc |
|---|---|---|---|---|---|---|
| 625.1 | DG9H | | HCL | 2 | SI-33GCV | SUB PASI GCV |

**Special Requirements:** Report C, QC Limits (C),CA PWS CLIP (1687),PEG Level LE (1550)

**FOR ANALYTICAL WORK COMPLETED THIS SECTION ALSO**

Return Samples to Sending Region: ☐ Yes ☐ No

**DISPOSITION of FORM**

Original sent to the receiving lab - Copy kept at the sending lab.
When work completed: Original sent to the ABM at the receiving laboratory. Copies are made to corporate as needed.

Thursday, September 25, 2025 9:55:23 PM FMT-ALL-C-001 rev.00 24March2009 Page 1 of 1

ENTHALPY ANALYTICAL

931 West Barkley Ave
Orange, CA 92868
(714) 771-6900

**D051**

Subcontract Laboratory:
Pace Analytical - Mt. Juliet
12065 Lebanon Road
Mt. Juliet, TN 37122
ATTN: Jennifer Gambill
PO #: Required, to be sent via email

Enthalpy Order: EO-542490
PM: Zach Barker
Email: zach.barker@enthalpy.com
CC: incomingreports@enthalpy.com
Phone: (714) 771-6900

Results Due: Standard TAT
Report Level: II
Report To: MDL
EDDs:

L1900079

Notes:

| Sample ID | Collected | Lab ID | # Cont. | Matrix | Analysis Requested | Comment |
|---|---|---|---|---|---|---|
| SOUTH BASIN - WESTERN INLET | 18-SEP-2025 08:15 | 542490-001 | 1 | Water | EPA 625.1 | |
| SOUTH BASIN - EASTERN INLET | 18-SEP-2025 08:45 | 542490-002 | 1 | Water | EPA 625.1 | |

| Notes: | Relinquished By: | Received By: |
|---|---|---|
| | 1700 | PACE 0930 |
| | Date: 9/18/25 | Date: 9/19/25 |
| | | |
| | Date: | Date: |
| | | |
| | Date: | Date: |

71550312 09/5

Sample Receipt Checklist

| | | | |
|---|---|---|---|
| COC Seal Present/Intact: | Y N NP | If Applicable | |
| COC Signed/Accurate: | Y N | VOA Zero Headspace: | Y N |
| Bottles arrive intact: | Y N | Pres. Correct/Check: | Y N |
| Correct bottles used: | Y N | | |
| Sufficient volume sent: | Y N | Condition: NCF | OK |
| RA Screen <0.5 mR/hr: | Y N | Containers: 2 | |

ID A91.1-01=1.0

PACE Analytical - PA
1638 Roseytown Road, Ste 2,3 &4
Greensburg, PA 15601

**Reported:** 10/08/2025 23:10
Project: Chiquita Canyon Landfill Stormwater
Project Number: EO-542490
Project Manager: Nikayla Yasurek

# Laboratory / Client Sample Cross Reference

| Laboratory | Client Sample Information | | | |
|---|---|---|---|---|
| **2516722-01** | **COC Number:** | --- | **Receive Date:** | 09/19/2025 09:30 |
| | **Project Number:** | --- | **Sampling Date:** | 09/18/2025 08:15 |
| | **Sampling Location:** | --- | **Sample Depth:** | --- |
| | **Sampling Point:** | South Basin - Western Inlet | **Lab Matrix:** | Water |
| | **Sampled By:** | Client | **Sample Type:** | Water |
| **2516722-02** | **COC Number:** | --- | **Receive Date:** | 09/19/2025 09:30 |
| | **Project Number:** | --- | **Sampling Date:** | 09/18/2025 08:45 |
| | **Sampling Location:** | --- | **Sample Depth:** | --- |
| | **Sampling Point:** | South Basin - Eastern Inlet | **Lab Matrix:** | Water |
| | **Sampled By:** | Client | **Sample Type:** | Water |

*The results in this report apply to the samples analyzed in accordance with the chain of custody document. This analytical report must be reproduced in its entirety.*
All results listed in this report are for the exclusive use of the submitting party. Pace Analytical assumes no responsibility for report alteration, separation, detachment or third party interpretation.

PACE Analytical - PA
1638 Roseytown Road, Ste 2,3 &4
Greensburg, PA 15601

| | |
|---|---|
| **Reported:** | 10/08/2025 23:10 |
| Project: | Chiquita Canyon Landfill Stormwater |
| Project Number: | EO-542490 |
| Project Manager: | Nikayla Yasurek |

## Notes And Definitions

*The results in this report apply to the samples analyzed in accordance with the chain of custody document. This analytical report must be reproduced in its entirety.*
All results listed in this report are for the exclusive use of the submitting party. Pace Analytical assumes no responsibility for report alteration, separation, detachment or third party interpretation.

# ANALYTICAL REPORT

October 08, 2025

Revised Report

## Pace Analytical - Bakersfield, CA

| | |
|---|---|
| Sample Delivery Group: | L1900079 |
| Samples Received: | 09/19/2025 |
| Project Number: | 2516722 |
| Description: | 2516722 |
| Site: | 001 |
| Report To: | Ragen Williams<br>4100 Atlas Court<br>Bakersfield, CA 93308 |

Entire Report Reviewed By:

Brigit Gillespie

Project Manager

Results relate only to the items tested or calibrated and are reported as rounded values. This test report shall not be reproduced, except in full, without written approval of the laboratory. Where applicable, sampling conducted by Pace Analytical National is performed per guidance provided in laboratory standard operating procedures ENV-SOP-MTJL-0067 and ENV-SOP-MTJL-0068. Where sampling conducted by the customer, results relate to the accuracy of the information provided, and as the samples are received.



# TABLE OF CONTENTS


Cp: Cover Page 1

Tc: Table of Contents 2

Ss: Sample Summary 3

Cn: Case Narrative 4

Sr: Sample Results 5

SOUTH BASIN-WESTERN INLET L1900079-01 5

SOUTH BASIN-EASTERN INLET L1900079-02 6

Qc: Quality Control Summary 7

Semi Volatile Organic Compounds (GC/MS) by Method 625.1 7

Gl: Glossary of Terms 8

Al: Accreditations & Locations 9

Sc: Sample Chain of Custody 10

## SOUTH BASIN-WESTERN INLET L1900079-01

| Collected by | Collected date/time | Received date/time |
|---|---|---|
| | 09/18/25 08:15 | 09/19/25 09:30 |

| Method | Batch | Dilution | Preparation date/time | Analysis date/time | Analyst | Location |
|---|---|---|---|---|---|---|
| Semi Volatile Organic Compounds (GC/MS) by Method 625.1 | WG2605726 | 1 | 09/23/25 16:30 | 09/24/25 15:45 | VDR | Mt. Juliet, TN |

## SOUTH BASIN-EASTERN INLET L1900079-02

| Collected by | Collected date/time | Received date/time |
|---|---|---|
| | 09/18/25 08:45 | 09/19/25 09:30 |

| Method | Batch | Dilution | Preparation date/time | Analysis date/time | Analyst | Location |
|---|---|---|---|---|---|---|
| Semi Volatile Organic Compounds (GC/MS) by Method 625.1 | WG2605726 | 1 | 09/23/25 16:30 | 09/24/25 16:07 | VDR | Mt. Juliet, TN |

All sample aliquots were received at the correct temperature, in the proper containers, with the appropriate preservatives, and within method specified holding times, unless qualified or notated within the report. Where applicable, all MDL (LOD) and RDL (LOQ) values reported for environmental samples have been corrected for the dilution factor used in the analysis. All Method and Batch Quality Control are within established criteria except where addressed in this case narrative, a non-conformance form or properly qualified within the sample results. By my digital signature below, I affirm to the best of my knowledge, all problems/anomalies observed by the laboratory as having the potential to affect the quality of the data have been identified by the laboratory, and no information or data have been knowingly withheld that would affect the quality of the data.



Brigit Gillespie
Project Manager

## Report Revision History

Level II Report - Version 1: 09/26/25 14:44

## Project Narrative

Benzoic Acid(0%) is reporting with critically low recovery in the laboratory control sample(s). This compound is a method defined poor performer. Results are estimated.
Respooled to update reporting compounds

## Sample Delivery Group (SDG) Narrative

**An aliquot for analysis was taken from the original container received due to volume requirements of the laboratory's procedure. Rinsing of the original sample container for inclusion in the sample extraction was not performed.**

| Lab Sample ID | Project Sample ID | Method |
|---|---|---|
| L1900079-01 | SOUTH BASIN-WESTERN INLET | 625.1 |
| L1900079-02 | SOUTH BASIN-EASTERN INLET | 625.1 |

## Semi Volatile Organic Compounds (GC/MS) by Method 625.1

| Analyte | Result | Qualifier | MDL | RDL | Dilution | Analysis | Batch |
|---|---|---|---|---|---|---|---|
| | mg/l | | mg/l | mg/l | | date / time | |
| Alpha-Terpineol | 0.0205 | | 0.00261 | 0.0100 | 1 | 09/24/2025 15:45 | WG2605726 |
| *(S) Nitrobenzene-d5* | *52.9* | | | *15.0-314* | | *09/24/2025 15:45* | WG2605726 |
| *(S) 2-Fluorobiphenyl* | *50.6* | | | *22.0-127* | | *09/24/2025 15:45* | WG2605726 |
| *(S) p-Terphenyl-d14* | *71.0* | | | *29.0-141* | | *09/24/2025 15:45* | WG2605726 |
| *(S) Phenol-d5* | *32.0* | | | *8.00-424* | | *09/24/2025 15:45* | WG2605726 |
| *(S) 2-Fluorophenol* | *37.6* | | | *10.0-120* | | *09/24/2025 15:45* | WG2605726 |
| *(S) 2,4,6-Tribromophenol* | *79.5* | | | *10.0-153* | | *09/24/2025 15:45* | WG2605726 |

## Semi Volatile Organic Compounds (GC/MS) by Method 625.1

| Analyte | Result | Qualifier | MDL | RDL | Dilution | Analysis | Batch |
|---|---|---|---|---|---|---|---|
| | mg/l | | mg/l | mg/l | | date / time | |
| Alpha-Terpineol | U | | 0.00261 | 0.0100 | 1 | 09/24/2025 16:07 | WG2605726 |
| *(S) Nitrobenzene-d5* | *58.7* | | | *15.0-314* | | *09/24/2025 16:07* | WG2605726 |
| *(S) 2-Fluorobiphenyl* | *60.4* | | | *22.0-127* | | *09/24/2025 16:07* | WG2605726 |
| *(S) p-Terphenyl-d14* | *75.9* | | | *29.0-141* | | *09/24/2025 16:07* | WG2605726 |
| *(S) Phenol-d5* | *32.7* | | | *8.00-424* | | *09/24/2025 16:07* | WG2605726 |
| *(S) 2-Fluorophenol* | *44.8* | | | *10.0-120* | | *09/24/2025 16:07* | WG2605726 |
| *(S) 2,4,6-Tribromophenol* | *83.5* | | | *10.0-153* | | *09/24/2025 16:07* | WG2605726 |

## Method Blank (MB)

(MB) R4278148-2 09/24/25 15:02

| Analyte | MB Result mg/l | MB Qualifier | MB MDL mg/l | MB RDL mg/l |
|---|---|---|---|---|
| Alpha-Terpineol | U | | 0.00261 | 0.0100 |
| *(S) Nitrobenzene-d5* | *44.8* | | | *15.0-314* |
| *(S) 2-Fluorobiphenyl* | *45.2* | | | *22.0-127* |
| *(S) p-Terphenyl-d14* | *71.5* | | | *29.0-141* |
| *(S) Phenol-d5* | *23.5* | | | *8.00-424* |
| *(S) 2-Fluorophenol* | *35.4* | | | *10.0-120* |
| *(S) 2,4,6-Tribromophenol* | *65.0* | | | *10.0-153* |

## Laboratory Control Sample (LCS)

(LCS) R4278148-1 09/24/25 14:40

| Analyte | Spike Amount mg/l | LCS Result mg/l | LCS Rec. % | Rec. Limits % | LCS Qualifier |
|---|---|---|---|---|---|
| Alpha-Terpineol | 0.0500 | 0.0325 | 65.0 | 30.0-120 | |
| *(S) Nitrobenzene-d5* | | | *50.3* | *15.0-314* | |
| *(S) 2-Fluorobiphenyl* | | | *53.5* | *22.0-127* | |
| *(S) p-Terphenyl-d14* | | | *74.3* | *29.0-141* | |
| *(S) Phenol-d5* | | | *29.6* | *8.00-424* | |
| *(S) 2-Fluorophenol* | | | *42.3* | *10.0-120* | |
| *(S) 2,4,6-Tribromophenol* | | | *79.0* | *10.0-153* | |

## L1898744-01 Original Sample (OS) • Matrix Spike (MS) • Matrix Spike Duplicate (MSD)

(OS) L1898744-01 09/24/25 16:51 • (MS) R4278148-3 09/24/25 17:12 • (MSD) R4278148-4 09/24/25 17:34

| Analyte | Spike Amount mg/l | Original Result mg/l | MS Result mg/l | MSD Result mg/l | MS Rec. % | MSD Rec. % | Dilution | Rec. Limits % | MS Qualifier | MSD Qualifier | RPD % | RPD Limits % |
|---|---|---|---|---|---|---|---|---|---|---|---|---|
| Alpha-Terpineol | 0.0500 | U | 0.0323 | 0.0298 | 64.6 | 59.6 | 1 | 30.0-120 | | | 8.05 | 30 |
| *(S) Nitrobenzene-d5* | | | | | *50.1* | *46.0* | | *15.0-314* | | | | |
| *(S) 2-Fluorobiphenyl* | | | | | *55.0* | *51.1* | | *22.0-127* | | | | |
| *(S) p-Terphenyl-d14* | | | | | *45.4* | *48.7* | | *29.0-141* | | | | |
| *(S) Phenol-d5* | | | | | *30.0* | *30.3* | | *8.00-424* | | | | |
| *(S) 2-Fluorophenol* | | | | | *41.4* | *42.1* | | *10.0-120* | | | | |
| *(S) 2,4,6-Tribromophenol* | | | | | *73.5* | *78.5* | | *10.0-153* | | | | |

## Guide to Reading and Understanding Your Laboratory Report

The information below is designed to better explain the various terms used in your report of analytical results from the Laboratory. This is not intended as a comprehensive explanation, and if you have additional questions please contact your project representative.

Results Disclaimer - Information that may be provided by the customer, and contained within this report, include Permit Limits, Project Name, Sample ID, Sample Matrix, Sample Preservation, Field Blanks, Field Spikes, Field Duplicates, On-Site Data, Sampling Collection Dates/Times, and Sampling Location. Results relate to the accuracy of this information provided, and as the samples are received.

## Abbreviations and Definitions

| | |
|---|---|
| MDL | Method Detection Limit. |
| RDL | Reported Detection Limit. |
| Rec. | Recovery. |
| RPD | Relative Percent Difference. |
| SDG | Sample Delivery Group. |
| (S) | Surrogate (Surrogate Standard) - Analytes added to every blank, sample, Laboratory Control Sample/Duplicate and Matrix Spike/Duplicate; used to evaluate analytical efficiency by measuring recovery. Surrogates are not expected to be detected in all environmental media. |
| U | Not detected at the Reporting Limit (or MDL where applicable). |
| Analyte | The name of the particular compound or analysis performed. Some Analyses and Methods will have multiple analytes reported. |
| Dilution | If the sample matrix contains an interfering material, the sample preparation volume or weight values differ from the standard, or if concentrations of analytes in the sample are higher than the highest limit of concentration that the laboratory can accurately report, the sample may be diluted for analysis. If a value different than 1 is used in this field, the result reported has already been corrected for this factor. |
| Limits | These are the target % recovery ranges or % difference value that the laboratory has historically determined as normal for the method and analyte being reported. Successful QC Sample analysis will target all analytes recovered or duplicated within these ranges. |
| Original Sample | The non-spiked sample in the prep batch used to determine the Relative Percent Difference (RPD) from a quality control sample. The Original Sample may not be included within the reported SDG. |
| Qualifier | This column provides a letter and/or number designation that corresponds to additional information concerning the result reported. If a Qualifier is present, a definition per Qualifier is provided within the Glossary and Definitions page and potentially a discussion of possible implications of the Qualifier in the Case Narrative if applicable. |
| Result | The actual analytical final result (corrected for any sample specific characteristics) reported for your sample. If there was no measurable result returned for a specific analyte, the result in this column may state “ND” (Not Detected) or “BDL” (Below Detectable Levels). The information in the results column should always be accompanied by either an MDL (Method Detection Limit) or RDL (Reporting Detection Limit) that defines the lowest value that the laboratory could detect or report for this analyte. |
| Uncertainty (Radiochemistry) | Confidence level of 2 sigma. |
| U (Radiochemistry) | Result + Error < MDA. |
| J (Radiochemistry) | Result < MDA; Result + Error > MDA. |
| Case Narrative (Cn) | A brief discussion about the included sample results, including a discussion of any non-conformances to protocol observed either at sample receipt by the laboratory from the field or during the analytical process. If present, there will be a section in the Case Narrative to discuss the meaning of any data qualifiers used in the report. |
| Quality Control Summary (Qc) | This section of the report includes the results of the laboratory quality control analyses required by procedure or analytical methods to assist in evaluating the validity of the results reported for your samples. These analyses are not being performed on your samples typically, but on laboratory generated material. |
| Sample Chain of Custody (Sc) | This is the document created in the field when your samples were initially collected. This is used to verify the time and date of collection, the person collecting the samples, and the analyses that the laboratory is requested to perform. This chain of custody also documents all persons (excluding commercial shippers) that have had control or possession of the samples from the time of collection until delivery to the laboratory for analysis. |
| Sample Results (Sr) | This section of your report will provide the results of all testing performed on your samples. These results are provided by sample ID and are separated by the analyses performed on each sample. The header line of each analysis section for each sample will provide the name and method number for the analysis reported. |
| Sample Summary (Ss) | This section of the Analytical Report defines the specific analyses performed for each sample ID, including the dates and times of preparation and/or analysis. |

| Qualifier | Description |
|---|---|
| | The remainder of this page intentionally left blank, there are no qualifiers applied to this SDG. |

## Pace Analytical National 12065 Lebanon Rd Mount Juliet, TN 37122

| | | | |
|---|---|---|---|
| Alabama | 40660 | Nebraska | NE-OS-15-05 |
| Alaska | 17-026 | Nevada | TN000032021-1 |
| Arizona | AZ0612 | New Hampshire | 2975 |
| Arkansas | 88-0469 | New Jersey–NELAP | TN002 |
| California | 2932 | New Mexico [1] | TN00003 |
| Colorado | TN00003 | New York | 11742 |
| Connecticut | PH-0197 | North Carolina | Env375 |
| Florida | E87487 | North Carolina [1] | DW21704 |
| Georgia | NELAP | North Carolina [3] | 41 |
| Georgia [1] | 923 | North Dakota | R-140 |
| Idaho | TN00003 | Ohio–VAP | CL0069 |
| Illinois | 200008 | Oklahoma | 9915 |
| Indiana | C-TN-01 | Oregon | TN200002 |
| Iowa | 364 | Pennsylvania | 68-02979 |
| Kansas | E-10277 | Rhode Island | LAO000356 |
| Kentucky [1 6] | KY90010 | South Carolina | 84004002 |
| Kentucky [2] | 16 | South Dakota | n/a |
| Louisiana | AI30792 | Tennessee [1 4] | 2006 |
| Louisiana | LA018 | Texas | T104704245-20-18 |
| Maine | TN00003 | Texas [5] | LAB0152 |
| Maryland | 324 | Utah | TN000032021-11 |
| Massachusetts | M-TN003 | Vermont | VT2006 |
| Michigan | 9958 | Virginia | 110033 |
| Minnesota | 047-999-395 | Washington | C847 |
| Mississippi | TN00003 | West Virginia | 233 |
| Missouri | 340 | Wisconsin | 998093910 |
| Montana | CERT0086 | Wyoming | A2LA |
| A2LA – ISO 17025 | 1461.01 | AIHA-LAP,LLC EMLAP | 100789 |
| A2LA – ISO 17025 [5] | 1461.02 | DOD | 1461.01 |
| Canada | 1461.01 | USDA | P330-15-00234 |
| EPA–Crypto | TN00003 | | |

[1] Drinking Water [2] Underground Storage Tanks [3] Aquatic Toxicity [4] Chemical/Microbiological [5] Mold [6] Wastewater n/a Accreditation not applicable

* Not all certifications held by the laboratory are applicable to the results reported in the attached report.

* Accreditation is only applicable to the test methods specified on each scope of accreditation held by Pace Analytical.

ENTHALPY ANALYTICAL
931 West Barkley Ave
Orange, CA 92868
(714) 771-6900

**D051**

Subcontract Laboratory:
Pace Analytical - Mt. Juliet
12065 Lebanon Road
Mt. Juliet, TN 37122
ATTN: Jennifer Gambill
PO #: Required, to be sent via email

Enthalpy Order: EO-542490
PM: Zach Barker
Email: zach.barker@enthalpy.com
CC: incomingreports@enthalpy.com
Phone: (714) 771-6900

Results Due: Standard TAT
Report Level: II
Report To: MDL
EDDs:

L1900079

Notes:

| Sample ID | Collected | Lab ID | # Cont. | Matrix | Analysis Requested | Comment |
|---|---|---|---|---|---|---|
| SOUTH BASIN - WESTERN INLET | 18-SEP-2025 08:15 | 542490-001 | 1 | Water | EPA 625.1 | |
| SOUTH BASIN - EASTERN INLET | 18-SEP-2025 08:45 | 542490-002 | 1 | Water | EPA 625.1 | |

| Notes: | Relinquished By: | Received By: |
|---|---|---|
| | 1700 | RA/PACE 0930 |
| | Date: 9/18/25 | Date: 9/19/25 |
| | | |
| | Date: | Date: |
| | | |
| | Date: | Date: |

9155031209/5 Sample Receipt Checklist PO A91.1-01=1.0

| | | | |
|---|---|---|---|
| COC Seal Present/Intact: | Y N NP | If Applicable | |
| COC Signed/Accurate: | Y N | VOA Zero Headspace: | Y N |
| Bottles arrive intact: | Y N | Pres. Correct/Check: | Y N |
| Correct bottles used: | Y N | | |
| Sufficient volume sent: | Y N | Condition: NCF | OK |
| RA Screen <0.5 mR/hr: | Y N | Containers: 2 | |

**SUBCONTRACT ORDER**

**Pace Analytical Labs - Bakersfield, CA**

**2516722**

**SENDING LABORATORY:**

Pace Analytical Labs
4100 Atlas Ct
Bakersfield, CA 93308
Phone: 661-327-4911
Fax: 661-327-1918
Project Manager: Ragen Williams

**RECEIVING LABORATORY:**

Pace Analytical National -TN $PACTN-EINV
12065 Lebanon Rd
Mt. Juliet, TN 37122
Phone :(615) 758-5858
Fax: 000

**DOD:** No **Level 4:** No **EDDs Needed:** EDD_Elm_TransferOut

| Analysis | Due | Expires | Comments |
|---|---|---|---|
| out-625.1_w_PACTN | 10/01/25 23:59 | 09/25/25 08:15 | a-terpineol, benzoic acid, pyridine, phenol, 2-methylphenol, 3,4-methylphenol, cresol, naphthalene |

**CA Drinking Water PSCode:**

**GeoTracker -** Global ID: Field Point: Log Code:

**Sample ID: 2516722-01** **Water** **Sampled:** **09/18/25 08:15** **Sample Name:** South Basin - Western Inlet

Shipped direct to sub lab

*Containers Supplied:*
X20: Glass Amber 100 ml

| Analysis | Due | Expires | Comments |
|---|---|---|---|
| out-625.1_w_PACTN | 10/01/25 23:59 | 09/25/25 08:45 | a-terpineol, benzoic acid, pyridine, phenol, 2-methylphenol, 3,4-methylphenol, cresol, naphthalene |

**CA Drinking Water PSCode:**

**GeoTracker -** Global ID: Field Point: Log Code:

**Sample ID: 2516722-02** **Water** **Sampled:** **09/18/25 08:45** **Sample Name:** South Basin - Eastern Inlet

Shipped direct to sub lab

*Containers Supplied:*
X20: Glass Amber 100 ml

| Released By | Date | Received By | Date |
|---|---|---|---|
| Released By | Date | Received By | Date |

**Laboratory Job Number 542490**

**Subcontracted Products**

**Enthalpy - El Dorado Hills**

October 10, 2025

**Enthalpy Analytical - El Dorado Hills**
**Work Order No. 2509204**

Mr. Zach Barker
Enthalpy Analytical
931 W. Barkley Avenue
Orange, CA 92868

Dear Mr. Barker,

Enclosed are the results for the sample set received at Enthalpy Analytical - EDH on September 19, 2025 under your Project Name 'EO-542490'.

Enthalpy Analytical - EDH is committed to serving you effectively. If you require additional information, please contact me at 916-673-1520 or by email at mark.rein@enthalpy.com.

Thank you for choosing Enthalpy Analytical - EDH as part of your analytical support team.

Sincerely,



Mark Rein
Project Manager

*Enthalpy Analytical -EDH certifies that the report herein meets all the requirements set forth by NELAP for those applicable test methods. Results relate only to the samples as received by the laboratory. This report should not be reproduced except in full without the written approval of Enthalpy Analytical -EDH .*

**Enthalpy Analytical - EDH Order No. 2509204**
**Case Narrative**

**Sample Condition on Receipt:**

Two water samples were received and stored securely in accordance with Enthalpy Analytical - EDH standard operating procedures and EPA methodology. The samples were received in good condition and within the method temperature requirements.

**Analytical Notes:**

**EPA Method 1613B**

The samples were extracted and analyzed for 2,3,7,8-TCDD by EPA Method 8290A using a ZB-DIOXIN GC column.

Holding Times

The method holding time criteria were met for these samples.

Quality Control

The Initial Calibration and Continuing Calibration Verifications met the method acceptance criteria.

A Method Blank and Ongoing Precision and Recovery (OPR) sample were extracted and analyzed with the preparation batch. The analyte was not detected in the Method Blank. The OPR recoveries were within the method acceptance criteria.

The labeled standard recoveries outside the acceptance criteria are flagged with an "H" qualifier. The responses of the internal standards with low recoveries were greater than 10:1 signal-to-noise, which is the limit generally considered acceptable for accurate quantitation by isotope dilution analysis.

Table of Contents


Case Narrative..... 1

Table of Contents..... 3

Sample Inventory..... 4

Analytical Results..... 5

Qualifiers..... 10

Certifications..... 11

Sample Receipt..... 12

# Sample Inventory Report

| Sample ID | Client Sample ID | Sampled | Received | Components/Containers |
|---|---|---|---|---|
| 2509204-01 | SOUTH BASIN - WESTERN INLET | 18-Sep-25 08:15 | 19-Sep-25 09:48 | Amber Glass NM Bottle, 1L |
| 2509204-02 | SOUTH BASIN - EASTERN INLET | 18-Sep-25 08:45 | 19-Sep-25 09:48 | Amber Glass NM Bottle, 1L |

**ANALYTICAL RESULTS**

**Sample ID: Method Blank** **EPA Method 8290A**

**Client Data**
Name: Enthalpy Analytical
Project: EO-542490
Matrix: Aqueous

**Laboratory Data**
Lab Sample: B25I340-BLK1
QC Batch: B25I340 Date Extracted: 30-Sep-25
Sample Size: 1.00 L Column: ZB-DIOXIN

| Analyte | Conc. (pg/L) | MDL | RL | Qualifiers | Analyzed | Dilution |
|---|---|---|---|---|---|---|
| 2,3,7,8-TCDD | ND | 1.78 | 5.00 | | 09-Oct-25 02:19 | 1 |

| Labeled Standards | Type | % Recovery | Limits | Qualifiers | Analyzed | Dilution |
|---|---|---|---|---|---|---|
| 13C-2,3,7,8-TCDD | IS | 69.6 | 40 - 135 | | 09-Oct-25 02:19 | 1 |
| 37Cl-2,3,7,8-TCDD | CRS | 85.5 | 40 - 135 | | 09-Oct-25 02:19 | 1 |

MDL - Method Detection Limit
RL - Reporting limit

Results reported to MDL.

**Sample ID: OPR** **EPA Method 8290A**

| Client Data | | Laboratory Data | | | |
|---|---|---|---|---|---|
| Name: | Enthalpy Analytical | Lab Sample: | B25I340-BS1 | | |
| Project: | EO-542490 | QC Batch: | B25I340 | Date Extracted: | 30-Sep-25 12:56 |
| Matrix: | Aqueous | Sample Size: | 1.00 L | Column: | ZB-DIOXIN |

| Analyte | Amt Found (pg/L) | Spike Amt | % Recovery | Limits | Qualifiers | Analyzed | Dilution |
|---|---|---|---|---|---|---|---|
| 2,3,7,8-TCDD | 218 | 200 | 109 | 70-130 | | 09-Oct-25 00:03 | 1 |
| **Labeled Standards** | **Type** | | **% Recovery** | **Limits** | **Qualifiers** | **Analyzed** | **Dilution** |
| 13C-2,3,7,8-TCDD | IS | | 81.8 | 40-135 | | 09-Oct-25 00:03 | 1 |
| 37Cl-2,3,7,8-TCDD | CRS | | 97.5 | 40-135 | | 09-Oct-25 00:03 | 1 |

**Sample ID: SOUTH BASIN - WESTERN INLET** **EPA Method 8290A**

**Client Data**

Name: Enthalpy Analytical
Project: EO-542490
Matrix: Water
Date Collected: 18-Sep-25 08:15

**Laboratory Data**

Lab Sample: 2509204-01
QC Batch: B25I340
Sample Size: 0.944 L
Date Received: 19-Sep-25 09:48
Date Extracted: 30-Sep-25
Column: ZB-DIOXIN

| Analyte | Conc. (pg/L) | MDL | RL | Qualifiers | Analyzed | Dilution |
|---|---|---|---|---|---|---|
| 2,3,7,8-TCDD | ND | 1.88 | 5.29 | | 09-Oct-25 08:21 | 1 |

| Labeled Standards | Type | % Recovery | Limits | Qualifiers | Analyzed | Dilution |
|---|---|---|---|---|---|---|
| 13C-2,3,7,8-TCDD | IS | 42.5 | 40 - 135 | | 09-Oct-25 08:21 | 1 |
| 37Cl-2,3,7,8-TCDD | CRS | 89.0 | 40 - 135 | | 09-Oct-25 08:21 | 1 |

MDL - Method Detection Limit
RL - Reporting limit

Results reported to MDL.

**Sample ID: SOUTH BASIN - EASTERN INLET** **EPA Method 8290A**

**Client Data**

Name: Enthalpy Analytical
Project: EO-542490
Matrix: Water
Date Collected: 18-Sep-25 08:45

**Laboratory Data**

Lab Sample: 2509204-02
QC Batch: B25I340
Sample Size: 1.02 L
Date Received: 19-Sep-25 09:48
Date Extracted: 30-Sep-25
Column: ZB-DIOXIN

| Analyte | Conc. (pg/L) | MDL | RL | Qualifiers | Analyzed | Dilution |
|---|---|---|---|---|---|---|
| 2,3,7,8-TCDD | ND | 1.75 | 4.90 | | 09-Oct-25 09:06 | 1 |

| Labeled Standards | Type | % Recovery | Limits | Qualifiers | Analyzed | Dilution |
|---|---|---|---|---|---|---|
| 13C-2,3,7,8-TCDD | IS | 37.0 | 40 - 135 | H | 09-Oct-25 09:06 | 1 |
| 37Cl-2,3,7,8-TCDD | CRS | 88.3 | 40 - 135 | | 09-Oct-25 09:06 | 1 |

MDL - Method Detection Limit
RL - Reporting limit

Results reported to MDL.

# DATA QUALIFIERS & ABBREVIATIONS

| | |
|---|---|
| B | This compound was also detected in the method blank |
| Conc. | Concentration |
| CRS | Cleanup Recovery Standard |
| D | Dilution |
| DL | Detection Limit |
| E | The associated compound concentration exceeded the calibration range of the instrument |
| EDL | Estimated Detection Limit |
| EMPC | Estimated Maximum Possible Concentration |
| H | Recovery and/or RPD was outside laboratory acceptance limits |
| I | Chemical Interference |
| IS | Internal Standard |
| J | The amount detected is below the Reporting Limit/LOQ |
| LOD | Limit of Detection |
| LOQ | Limit of Quantitation |
| MDL | Method Detection Limit |
| NA | Not applicable |
| ND | Not Detected |
| OPR | Ongoing Precision and Recovery sample |
| P | The reported concentration may include contribution from chlorinated diphenyl ether(s). |
| Q | The ion transition ratio is outside of the acceptance criteria. |
| RL | Reporting Limit |
| RL | For 537.1, the reported RLs are the MRLs. |
| TEQ | Toxic Equivalency, sum of the toxic equivalency factors (TEF) multiplied by the sample concentrations. |
| TEQMax | TEQ calculation that uses the detection limit as the concentration for non-detects |
| TEQMin | TEQ calculation that uses zero as the concentration for non-detects |
| TEQRisk | TEQ calculation that uses ½ the detection limit as the concentration for non-detects |
| U | Not Detected (specific projects only) |
| * | See Cover Letter |

Unless otherwise noted, solid sample results are reported in dry weight. Tissue samples are reported in wet weight.

**Enthalpy Analytical - EDH Certifications**

| Accrediting Authority | Certificate Number |
|---|---|
| Alaska Department of Environmental Conservation | 17-013 |
| Arkansas Department of Environmental Quality | 21-023-0 |
| California Department of Health – ELAP | 2892 |
| DoD ELAP - A2LA Accredited - ISO/IEC 17025 | 3091.01 |
| Florida Department of Health | E87777 |
| Hawaii Department of Health | N/A |
| Louisiana Department of Environmental Quality | 01977 |
| Maine Department of Health | 2020018 |
| Michigan Department of Environmental Quality | 9932 |
| Minnesota Department of Health | 2211390 |
| Nevada Division of Environmental Protection | CA00413 |
| New Hampshire Environmental Accreditation Program | 207721 |
| New Jersey Department of Environmental Protection | CA003 |
| New York Department of Health | 11411 |
| Ohio Environmental Protection Agency | 87778 |
| Oregon Laboratory Accreditation Program | 4042-021 |
| Texas Commission on Environmental Quality | T104704189-22-13 |
| Vermont Department of Health | VT-4042 |
| Virginia Department of General Services | 11276 |
| Washington Department of Ecology | C584 |
| Wisconsin Department of Natural Resources | 998036160 |

*Current certificates and lists of licensed parameters can be found at Enthalpy.com/Resources/Accreditations.*

ENTHALPY ANALYTICAL

931 West Barkley Ave
Orange, CA 92868
(714) 771-6900

Subcontract Laboratory:
Enthalpy - El Dorado Hills
1104 Windfield Way
El Dorado Hills, CA 95762
ATTN: Mark Rein
PO #: Required, to be sent via email

Enthalpy Order: EO-542490
PM: Zach Barker
Email: zach.barker@enthalpy.com
CC: incomingreports@enthalpy.com
Phone: (714) 771-6900

2509204 1.5°C

Results Due: Standard TAT
Report Level: II
Report To: MDL
EDDs: BLDR:Enthalpy (the normal EDD you send to Orange)

Notes:
Chiquita Canyon Landfill

| Sample ID | Collected | Lab ID | # Cont. | Matrix | Analysis Requested | Comment |
|---|---|---|---|---|---|---|
| SOUTH BASIN - WESTERN INLET | 18-SEP-2025 08:15 | 542490-001 | 1 | Water | EPA 8290 - 2,3,7,8-TCDD Only | |
| SOUTH BASIN - EASTERN INLET | 18-SEP-2025 08:45 | 542490-002 | 1 | Water | EPA 8290 - 2,3,7,8-TCDD Only | |

| Notes: | Relinquished By: | Received By: |
|---|---|---|
| | 540 | |
| | Date: 9/18/25 | Date: 09/19/25 0948 |
| | | |
| | Date: | Date: |
| | | |
| | Date: | Date: |

# CoC/Label Reconciliation Report WO# 2509204

| LabNumber | CoC Sample ID | | SampleAlias | Sample Date/Time | | Container | BaseMatrix | Sample Comments |
|---|---|---|---|---|---|---|---|---|
| 2509204-01 | A SOUTH BASIN - WESTERN INLET | ☑ | 542490-001 | 18-Sep-25 08:15 | ☑ | Amber Glass NM Bottle, 1L | Aqueous | |
| 2509204-02 | A SOUTH BASIN - EASTERN INLET | ☑ | 542490-002 | 18-Sep-25 08:45 | ☑ | Amber Glass NM Bottle, 1L | Aqueous | |

Checkmarks indicate that information on the COC reconciled with the sample label.
Any discrepancies are noted in the following columns.

| CONDITION | Yes | No | NA |
|---|---|---|---|
| Sample Container Intact? | ✓ | | |
| Sample Container(s) Custody Seals Intact? | | | ✓ |
| Custody Seals On Cooler Intact? | | | ✓ |
| Adequate Sample Volume? | ✓ | | |
| Container Type Appropriate for Analysis(es)? | ✓ | | |

Comments: No back up volume

Preservation Documented: Na2S2O3 Trizma NH4CH3CO2 (None) Other

Verified by/Date: JT 09/19/25
WMS 09/19/25

Enthalpy Analytical
931 West Barkley Ave
Orange, CA 92868
(714) 771-6900

enthalpy.com

Lab Job Number : 544249
Report Level : II
Report Date : 11/04/2025

**Analytical Report** *prepared for:*

Kate Logan
Waste Connections
Chiquita Canyon Landfill
29201 Henry Mayo Drive
Castaic, CA 91384

Project: CCLF STORMWATER - Chiquita Canyon Stormwater

*Authorized for release by:*



Zach Barker, Project Manager
zach.barker@enthalpy.com

This data package has been reviewed for technical correctness and completeness. Release of this data has been authorized by the Laboratory Manager or the Manager's designee, as verified by the above signature which applies to this PDF file as well as any associated electronic data deliverable files. The results contained in this report meet all requirements of NELAP and pertain only to those samples which were submitted for analysis. This report may be reproduced only in its entirety.

CA ELAP# 1338, CA ELAP #1338-S1, NELAP# 4038, SCAQMD LAP# 18LA0518, LACSD ID# 10105, ORELAP# 4197

ENTHALPY ANALYTICAL

# Sample Summary

| | | |
|---|---|---|
| Kate Logan<br>Waste Connections<br>Chiquita Canyon Landfill<br>29201 Henry Mayo Drive<br>Castaic, CA 91384 | Lab Job #:<br>Project No:<br>Location:<br>Date Received: | 544249<br>CCLF STORMWATER<br>Chiquita Canyon Stormwater<br>10/14/25 |

| Sample ID | Lab ID | Collected | Matrix |
|---|---|---|---|
| SOUTH BASIN - WESTERN INLET | 544249-001 | 10/14/25 08:20 | Water |
| SOUTH BASIN - EASTERN INLET | 544249-002 | 10/14/25 09:00 | Water |

ENTHALPY ANALYTICAL

# Case Narrative

| | |
|---|---|
| Waste Connections<br>Chiquita Canyon Landfill<br>29201 Henry Mayo Drive<br>Castaic, CA 91384<br>Kate Logan | Lab Job Number: 544249<br>Project No: CCLF STORMWATER<br>Location: Chiquita Canyon Stormwater<br>Date Received: 10/14/25 |

This data package contains sample and QC results for two water samples, requested for the above referenced project on 10/14/25. The samples were received in good condition.

**Volatile Organics by GC/MS (EPA 8260B):**

- SOUTH BASIN - WESTERN INLET (lab # 544249-001) and SOUTH BASIN - EASTERN INLET (lab # 544249-002) had pH greater than 2.
- No other analytical problems were encountered.

**Semivolatile Organics by GC/MS (EPA 8270C):**
No analytical problems were encountered.

**Semivolatile Organics by GC/MS (EPA 625.1):**
No analytical problems were encountered.

**Semivolatile Organics by GC/MS SIM (EPA 8270C-SIM):**
No analytical problems were encountered.

**Pesticides (EPA 8081A):**
No analytical problems were encountered.

**Total Organic Carbon by IR (SM 5310B):**
No analytical problems were encountered.

**PCBs (EPA 8082):**
No analytical problems were encountered.

**Metals (EPA 200.7, EPA 200.8, and EPA 245.1):**

- High response was observed for beryllium in the ICV analyzed 10/20/25 17:06; this analyte was not detected at or above the RL in the associated sample, and affected data was qualified with "b".
- No other analytical problems were encountered.

**Ion Chromatography (EPA 300.0):**

- Low recoveries were observed for chloride in the MS/MSD for batch 384467; the parent sample was not a project sample, and the LCS was within limits.
- Responses exceeding the instrument's linear range were observed for chloride in the MS/MSD for batch 384467; affected data was qualified with "E".
- No other analytical problems were encountered.

**Conductivity (SM2510B):**
No analytical problems were encountered.

**Total Oil & Grease (HEM) (EPA 1664A):**

- Matrix spikes were not performed for this analysis due to insufficient sample volume.
- No analytical problems were encountered.

**Total Phenolics (EPA 420.1):**
No analytical problems were encountered.

**Alkalinity (SM2320B):**
No analytical problems were encountered.

**Sulfide (SM 4500-S2-D):**
No analytical problems were encountered.

**Total Dissolved Solids (TDS) (SM2540C):**
No analytical problems were encountered.

**Total Suspended Solids (TSS) (SM2540D):**

- High RPD was observed for total suspended solids in the SDUP for batch 385012; the parent sample was not a project sample.
- High RPD was observed for total suspended solids in the SDUP for batch 385197; the parent sample was not a project sample.
- No other analytical problems were encountered.

**Chemical Oxygen Demand (SM5220D):**
No analytical problems were encountered.

**Biochemical Oxygen Demand (SM5210B):**
No analytical problems were encountered.

**Turbidity (SM2130B):**
No analytical problems were encountered.

**Cyanide - Semi-Automated Method (SM 4500-CN-E and SM 4500-CN-E):**

- High RPD was observed for cyanide in the MS/MSD for batch 384795; the parent sample was not a project sample, and this analyte was not detected at or above the RL in the associated samples.
- No other analytical problems were encountered.

**Coliform - 9221 Tests (SM 9221B and SM 9221F):**
No analytical problems were encountered.

**Ammonia and TKN- Semi-Automated Method (SM 4500-NH3-G):**

- Low recovery was observed for ammonia-N in the MS for batch 384593; the parent sample was not a project sample, the LCS was within limits, and the associated RPD was within limits.
- No other analytical problems were encountered.

**Organophosphorus Pesticides (EPA 8141A):**
Pace Laboratories in Bakersfield, CA performed the analysis (see sublab report section for certifications). Please see the Pace Laboratories case narrative.

**8151A Chlorinated Herbicides (EPA 8151A):**
McCampbell Analytical, Inc. in Pittsburg, CA performed the analysis (NELAP certified). Please see the McCampbell Analytical, Inc. case narrative.

**RSK-175 CO2 (RSK-175):**
McCampbell Analytical, Inc. in Pittsburg, CA performed the analysis (see sublab report section for certifications). Please see the McCampbell Analytical, Inc. case narrative.

**Dioxins & Furans (EPA 8290):**
Enthalpy - El Dorado Hills in El Dorado Hills, CA performed the analysis (see sublab report section for certifications). Please see the Enthalpy - El Dorado Hills case narrative.

**EPA 625.1 (EPA 625.1):**
Pace Analytical - Mt. Juliet in Mt. Juliet, TN performed the analysis (see sublab report section for certifications). Please see the Pace Analytical - Mt. Juliet case narrative.

# ENTHALPY ANALYTICAL

## Chain of Custody Record

Lab No: 544249

Page: 1 of 3

**Turn Around Time (rush by advanced notice only)**

| Standard: | X | 5 Day: | | 3 Day: | |
|---|---|---|---|---|---|
| 2 Day: | | 1 Day: | | Custom TAT: | |


**Enthalpy Analytical - Orange**

931 W. Barkley Avenue, Orange, CA 92868

Phone 714-771-6900


**Matrix:** A = Air S = Soil/Solid W = Water DW = Drinking Wate SD = Sediment PP = Pure Product SEA = Sea Water SW = Swab T = Tissue WP = Wipe O = Other

**Preservatives:** 1 = $Na_2S_2O_3$ 2 = HCl 3 = $HNO_3$ 4 = $H_2SO_4$ 5 = NaOH 6 = Other

**Sample Receipt Temp:** 5.7/5.7 3.3/3.3 4.7/4.7 5.0/5.0 FR13 (lab use only)

| CUSTOMER INFORMATION | | PROJECT INFORMATION | |
|---|---|---|---|
| Company: | Chiquita Canyon, LLC | Name: | SW - Inlets |
| Report To: | Kate Logan | Number: | |
| Email: | kate.logan@wasteconnections.com | P.O. #: | |
| Address: | 29201 Henry Mayo Drive | Address: | 29201 Henry Mayo Drive |
| | Castaic, CA 91384 | | Castaic, CA 91384 |
| Phone: | 682-559-3880 | Global ID: | |
| Fax: | | Sampled By: | |

| | Sample ID | Sampling Date | Sampling Time | Matrix | Container No. / Size | Pres. | 200.7/200.8 Metals (see comments) | 245.1 Mercury | 4500-CN-E Cyanide | 8081 Pesticides / 8082 PCBs | 8141 Organophosphorous Pesticides | 8151 Herbicides | 8260 VOCs | 8260 Acrolein/Acrylonitrile | 8270C | 8290 2,3,7,8-TCDD |
|---|---|---|---|---|---|---|---|---|---|---|---|---|---|---|---|---|
| 1 | South Basin - Western Inlet | 10/14/25 | 0820 | W | 38 | 6,2,4,1 | X | X | X | X | X | X | X | X | X | X |
| 2 | South Basin - Eastern Inlet | 10/14/25 | 0900 | W | 38 | 6,2,4,1 | X | X | X | X | X | X | X | X | X | X |
| 3 | | | | | | | | | | | | | | | | |
| 4 | | | | | | | | | | | | | | | | |
| 5 | | | | | | | | | | | | | | | | |
| 6 | | | | | | | | | | | | | | | | |
| 7 | | | | | | | | | | | | | | | | |
| 8 | | | | | | | | | | | | | | | | |
| 9 | | | | | | | | | | | | | | | | |
| 10 | | | | | | | | | | | | | | | | |

**Test Instructions / Comments**

200.8 - Ag, As, B, Ba, Be, Cd, Co, Cr, Cu, Ni, Mn, Pb, Sb, Se, Sn, Tl, V, Zn 200.7 Fe, Ca, K, Mg, Na

Additional email recipients:
matt.breuer@wasteconnections.com
stormwater@wasteconnections.com
tmb@swteng.com
aav@swteng.com

Direct invoices to:
Maribel Bolanos
(661) 257-3665

Login 544249

| | Signature | Print Name | Company / Title | Date / Time |
|---|---|---|---|---|
| [1] Relinquished By: | Devan Zajac | Devan Zajac | CTEH | 10-14-25 1316 |
| [1] Received By: | Anna Roberts | Anna Roberts | ET | 10-14-25 13:16 |
| [2] Relinquished By: | | | | |
| [2] Received By: | | | | |
| [3] Relinquished By: | | | | |
| [3] Received By: | | | | |

# ENTHALPY ANALYTICAL

## Chain of Custody Record

Lab No:

Page: 2 of 3

| Turn Around Time (rush by advanced notice only) | | | | | |
|---|---|---|---|---|---|
| Standard: | X | 5 Day: | | 3 Day: | |
| 2 Day: | | 1 Day: | | Custom TAT: | |


**Enthalpy Analytical - Orange**

931 W. Barkley Avenue, Orange, CA 92868

Phone 714-771-6900


**Matrix:** A = Air S = Soil/Solid W = Water DW = Drinking Wate SD = Sediment PP = Pure Product SEA = Sea Water SW = Swab T = Tissue WP = Wipe O = Other

**Preservatives:** 1 = $Na_2S_2O_3$ 2 = HCl 3 = $HNO_3$ 4 = $H_2SO_4$ 5 = NaOH 6 = Other

**Sample Receipt Temp:** (lab use only)

| CUSTOMER INFORMATION | | PROJECT INFORMATION | |
|---|---|---|---|
| Company: | Chiquita Canyon, LLC | Name: | SW - Inlets |
| Report To: | Kate Logan | Number: | |
| Email: | kate.logan@wasteconnections.com | P.O. #: | |
| Address: | 29201 Henry Mayo Drive | Address: | 29201 Henry Mayo Drive |
| | Castaic, CA 91384 | | Castaic, CA 91384 |
| Phone: | 682-559-3880 | Global ID: | |
| Fax: | | Sampled By: | |

| | Sample ID | Sampling Date | Sampling Time | Matrix | Container No. / Size | Pres. | SM4500-S2-D Total Sulfide | 420.1 Total Phenolics | 1664A Oil and Grease | 9221B Tota Coliform | 9221F E. Coli | 300.0 Cl, Br, Fl, NO3, NO2, SO4 | 2540D TSS | 5310B TOC | 8270 SIM 1,4-Dioxane | SM2320B Alkalinity |
|---|---|---|---|---|---|---|---|---|---|---|---|---|---|---|---|---|
| 1 | South Basin - Western Inlet | 10/14/25 | 0820 | W | 38 | 6,2,4,1 | X | X | X | X | X | X | X | X | X | X |
| 2 | South Basin - Eastern Inlet | 10/14/25 | 0900 | W | 38 | 6,2,4,1 | X | X | X | X | X | X | X | X | X | X |
| 3 | | | | | | | | | | | | | | | | |
| 4 | | | | | | | | | | | | | | | | |
| 5 | | | | | | | | | | | | | | | | |
| 6 | | | | | | | | | | | | | | | | |
| 7 | | | | | | | | | | | | | | | | |
| 8 | | | | | | | | | | | | | | | | |
| 9 | | | | | | | | | | | | | | | | |
| 10 | | | | | | | | | | | | | | | | |

**Analysis Request**

**Test Instructions / Comments**

**Additional email recipients:**
**matt.breuer@wasteconnections.com**
**stormwater@wasteconnections.com**
**tmb@swteng.com**
**aav@swteng.com**

**Direct invoices to:**
**Maribel Bolanos**
**(661) 257-3665**

| | Signature | Print Name | Company / Title | Date / Time |
|---|---|---|---|---|
| 1 Relinquished By: | Devan Majors | Devan Zajac | CTEH | 10-14-25 1316 |
| 1 Received By: | Anna Roberts | Anna Roberts | EA | 10-14-25 13:16 |
| 2 Relinquished By: | | | | |
| 2 Received By: | | | | |
| 3 Relinquished By: | | | | |
| 3 Received By: | | | | |

# ENTHALPY ANALYTICAL

## Chain of Custody Record

Lab No:

Page: 3 of 3

**Turn Around Time (rush by advanced notice only)**

| Standard: | X | 5 Day: | | 3 Day: | |
|---|---|---|---|---|---|
| 2 Day: | | 1 Day: | | Custom TAT: | |


**Enthalpy Analytical - Orange**

931 W. Barkley Avenue, Orange, CA 92868

Phone 714-771-6900


**Matrix:** A = Air S = Soil/Solid W = Water DW = Drinking Wate SD = Sediment PP = Pure Product SEA = Sea Water SW = Swab T = Tissue WP = Wipe O = Other

**Preservatives:** 1 = $Na_2S_2O_3$ 2 = HCl 3 = $HNO_3$ 4 = $H_2SO_4$ 5 = NaOH 6 = Other

**Sample Receipt Temp:** (lab use only)

| CUSTOMER INFORMATION | | PROJECT INFORMATION | |
|---|---|---|---|
| Company: | Chiquita Canyon, LLC | Name: | SW - Inlets |
| Report To: | Kate Logan | Number: | |
| Email: | kate.logan@wasteconnections.com | P.O. #: | |
| Address: | 29201 Henry Mayo Drive | Address: | 29201 Henry Mayo Drive |
| | Castaic, CA 91384 | | Castaic, CA 91384 |
| Phone: | 682-559-3880 | Global ID: | |
| Fax: | | Sampled By: | |

| | Sample ID | Sampling Date | Sampling Time | Matrix | Container No. / Size | Pres. | SM5220D Chemical Oxygen Demand | SM2510B Specific Conductance | RSK-175 Carbon Dioxide | 2540E TDS | SM2130B Turbidity | 350.1 Ammonia | 625.1 - See Comments | 625.1 Alpha-Terpineol | SM5210B BOD | |
|---|---|---|---|---|---|---|---|---|---|---|---|---|---|---|---|---|
| 1 | South Basin - Western Inlet | 10/14/25 | 0820 | W | 38 | 6,2,4,1 | X | X | X | X | X | X | X | X | X | |
| 2 | South Basin - Eastern Inlet | 10/14/25 | 0900 | W | 38 | 6,2,4,1 | X | X | X | X | X | X | X | X | X | |
| 3 | | | | | | | | | | | | | | | | |
| 4 | | | | | | | | | | | | | | | | |
| 5 | | | | | | | | | | | | | | | | |
| 6 | | | | | | | | | | | | | | | | |
| 7 | | | | | | | | | | | | | | | | |
| 8 | | | | | | | | | | | | | | | | |
| 9 | | | | | | | | | | | | | | | | |
| 10 | | | | | | | | | | | | | | | | |

**Analysis Request**

**Test Instructions / Comments**

625.1 - Benzoic Acid, Pyridine, Phenol, 2-methylphenol, 3,4-methylphenol, Cresol, Naphthalene, alpha-terpineol

Additional email recipients:
matt.breuer@wasteconnections.com
stormwater@wasteconnections.com
tmb@swteng.com
aav@swteng.com

Direct invoices to:
Maribel Bolanos
(661) 257-3665

| | Signature | Print Name | Company / Title | Date / Time |
|---|---|---|---|---|
| 1 Relinquished By: | Devan Zajac | Devan Zajac | CTEH | 10-14-25 1316 |
| 1 Received By: | Anna Roberts | Anna Roberts | ET | 10-14-25 13:16 |
| 2 Relinquished By: | | | | |
| 2 Received By: | | | | |
| 3 Relinquished By: | | | | |
| 3 Received By: | | | | |

# SAMPLE RECEIPT CHECKLIST

**Section 1: General Info**

Date Received: 10/14/25 WO# 544249 Client: WASTECONNECTIONS

**Section 2: Shipping / Custody** **Are custody seals present?** ☐ Yes ☒ No

Custody seals intact on arrival? ■ N/A ☐ Yes ☐ No ☐ On cooler / box ☐ On samples

☐ Courier ■ Walk-In ☐ Field Sampling ☐ Shipping Info: _____

**Section 3a: Condition / Packaging** ☐ **Outside 0.0 - 6.0°C (0.0 - 10.0°C for microbiology) (PM notified)**

Date Opened 10/14/25 By (initials) AGR Type of ice used: ■ Wet ☐ Blue/Gel ☐ None

☐ Samples received on ice directly from the field; cooling process had begun. (if checked, skip temperatures)

☐ Sample matrix doesn't require cooling (e.g. air, bulk PCB). (if checked, skip temperatures)

If no cooler: Observed/Adjusted Temp (°C): _____ / _____ Thermometer/IR Gun: IR13 CF: 0.0

Cooler Temp (°C) #1: 5.7 / 5.7 #2: 4.7 / 4.7 #3: 3.3 / 3.3 #4: 5.0 / 5.0 #5: ____ / ____ #6: ____ / ____

**Section 3b: Microbiology Samples** ☐ **No microbiology samples submitted (skip 3b)**

■ Within temp range 0.0 - 10.0°C or received on ice directly from field.

■ Adequate headspace for microbiology analysis.

**Section 3c: Air Samples** ■ **No air samples submitted (skip 3c)**

☐ 1.4L Canisters ☐ 6L Canisters ☐ Tedlar Bags ☐ MCE Cassettes ☐ Sorbent Tubes ☐ Other_____

| **Section 4: Containers / Labels / Samples** | YES | NO | N/A |
|---|---|---|---|
| 1) Were custody papers present, filled properly, and legible? | X | | |
| 2) Is the sampler's name present on the CoC? | | X | |
| 3) Were containers received in good condition (unbroken / unopened / uncompromised)? | X | | |
| 4) Were the samples bagged? (required for microbiology samples; recommended for soil samples) | X | | |
| 5) Were all of, and only, the correct samples received? | X | | |
| 6) Are sample labels present, legible, and in agreement with the CoC? | X | | |
| 7) Does the container count match the CoC? | X | | |
| 8) Was sufficient sample volume / mass received for the analyses requested? | X | | |
| 9) Were samples received in proper containers for the analyses requested? | X | | |
| 10) Were samples received with > 1/2 holding time remaining? | X | | |
| 11) Are samples properly preserved as indicated by CoC / labels? | X | | |
| 12) Unpreserved VOAs received - If necessary, was the hold time changed in LIMS? | | X | |
| 13) Are VOA vials free from headspace/bubbles > 6mm? | X | | |

**Section 5: Explanations / Comments**

(If no comments are made, then no discrepancies noted.)

☐ **No additional discrepancies**

**Date Logged** 10/14/25 **By (print)** NCM **(sign)** _____

**Date Labeled** 10/14/25 **By (print)** AGR **(sign)** _____

ENTHALPY ANALYTICAL

# Analysis Results for 544249

Kate Logan
Waste Connections
Chiquita Canyon Landfill
29201 Henry Mayo Drive
Castaic, CA 91384

Lab Job #: 544249
Project No: CCLF STORMWATER
Location: Chiquita Canyon Stormwater
Date Received: 10/14/25

**Sample ID:** SOUTH BASIN - WESTERN INLET | **Lab ID:** 544249-001 | **Matrix:** Water | **Collected:** 10/14/25 08:20

| 544249-001 Analyte | Result | Qual | Units | RL | MDL | DF | Batch | Prepared | Analyzed | Chemist |
|---|---|---|---|---|---|---|---|---|---|---|
| Method: EPA 1664A<br>Prep Method: METHOD | | | | | | | | | | |
| Total Oil and Grease | ND | | mg/L | 5.0 | 0.97 | 1 | 385673 | 10/26/25 | 10/27/25 | JAG |
| Method: EPA 200.7<br>Prep Method: EPA 3015A | | | | | | | | | | |
| Calcium | **33** | | mg/L | 1.0 | 0.57 | 1 | 384637 | 10/15/25 | 10/15/25 | CAP |
| Iron | **9.5** | | mg/L | 0.10 | 0.046 | 1 | 384637 | 10/15/25 | 10/15/25 | CAP |
| Magnesium | **5.5** | | mg/L | 0.10 | 0.025 | 1 | 384637 | 10/15/25 | 10/15/25 | CAP |
| Potassium | **3.8** | | mg/L | 0.50 | 0.40 | 1 | 384637 | 10/15/25 | 10/15/25 | CAP |
| Sodium | **11** | | mg/L | 0.60 | 0.35 | 1 | 384637 | 10/15/25 | 10/15/25 | CAP |
| Method: EPA 200.8<br>Prep Method: EPA 3015A | | | | | | | | | | |
| Antimony | ND | | ug/L | 2.0 | 0.31 | 1 | 384686 | 10/15/25 | 10/15/25 | DXC |
| Arsenic | **3.6** | | ug/L | 2.0 | 0.22 | 1 | 384686 | 10/15/25 | 10/15/25 | DXC |
| Barium | **120** | | ug/L | 5.0 | 0.46 | 1 | 384686 | 10/15/25 | 10/15/25 | DXC |
| Beryllium | **0.69** | J,b | ug/L | 2.0 | 0.15 | 2 | 384686 | 10/15/25 | 10/20/25 | DXC |
| Boron | **29** | | ug/L | 20 | 11 | 2 | 384686 | 10/15/25 | 10/20/25 | DXC |
| Cadmium | ND | | ug/L | 1.0 | 0.26 | 1 | 384686 | 10/15/25 | 10/15/25 | DXC |
| Chromium | **17** | | ug/L | 5.0 | 0.34 | 1 | 384686 | 10/15/25 | 10/15/25 | DXC |
| Cobalt | **7.2** | | ug/L | 1.0 | 0.074 | 1 | 384686 | 10/15/25 | 10/15/25 | DXC |
| Copper | **18** | | ug/L | 5.0 | 2.0 | 1 | 384686 | 10/15/25 | 10/15/25 | DXC |
| Lead | **10** | | ug/L | 5.0 | 0.16 | 1 | 384686 | 10/15/25 | 10/15/25 | DXC |
| Manganese | **250** | | ug/L | 10 | 4.3 | 1 | 384686 | 10/15/25 | 10/15/25 | DXC |
| Nickel | **14** | | ug/L | 5.0 | 0.84 | 1 | 384686 | 10/15/25 | 10/15/25 | DXC |
| Selenium | **2.1** | J | ug/L | 4.0 | 1.6 | 1 | 384686 | 10/15/25 | 10/15/25 | DXC |
| Silver | ND | | ug/L | 5.0 | 0.51 | 1 | 384686 | 10/15/25 | 10/15/25 | DXC |
| Thallium | ND | | ug/L | 1.0 | 0.19 | 1 | 384686 | 10/15/25 | 10/15/25 | DXC |
| Tin | ND | | ug/L | 5.0 | 0.49 | 1 | 384686 | 10/15/25 | 10/15/25 | DXC |
| Vanadium | **29** | | ug/L | 5.0 | 0.36 | 1 | 384686 | 10/15/25 | 10/15/25 | DXC |
| Zinc | **58** | | ug/L | 10 | 7.4 | 1 | 384686 | 10/15/25 | 10/15/25 | DXC |
| Method: EPA 245.1<br>Prep Method: EPA 245.1 | | | | | | | | | | |
| Mercury | **0.16** | J | ug/L | 0.40 | 0.032 | 1 | 384600 | 10/15/25 | 10/15/25 | MLL |
| Method: EPA 300.0<br>Prep Method: METHOD | | | | | | | | | | |
| Fluoride | **0.080** | J | mg/L | 0.20 | 0.059 | 1 | 384467 | 10/14/25 11:45 | 10/14/25 23:13 | KUM |
| Chloride | **4.1** | | mg/L | 1.0 | 0.26 | 1 | 384467 | 10/14/25 11:45 | 10/14/25 23:13 | KUM |
| Nitrogen, Nitrite | **0.02** | J | mg/L | 0.10 | 0.02 | 1 | 384467 | 10/14/25 11:45 | 10/14/25 23:13 | KUM |



Results for any subcontracted analyses are not included in this section.

ENTHALPY ANALYTICAL

# Analysis Results for 544249

| 544249-001 Analyte | Result | Qual | Units | RL | MDL | DF | Batch | Prepared | Analyzed | Chemist |
|---|---|---|---|---|---|---|---|---|---|---|
| Bromide | ND | | mg/L | 0.30 | 0.061 | 1 | 384467 | 10/14/25 11:45 | 10/14/25 23:13 | KUM |
| Nitrogen, Nitrate | **0.59** | | mg/L | 0.10 | 0.05 | 1 | 384467 | 10/14/25 11:45 | 10/14/25 23:13 | KUM |
| Sulfate | **18** | | mg/L | 1.0 | 0.18 | 1 | 384467 | 10/14/25 11:45 | 10/14/25 23:13 | KUM |
| Method: EPA 350.1<br>Prep Method: METHOD | | | | | | | | | | |
| Ammonia-N | **0.10** | | mg/L | 0.10 | 0.050 | 1 | 384593 | 10/15/25 | 10/15/25 | CKN |
| Method: EPA 420.1<br>Prep Method: METHOD | | | | | | | | | | |
| Total Phenolics | ND | | mg/L | 0.010 | 0.0065 | 1 | 386078 | 10/30/25 | 10/30/25 | LVL |
| Method: EPA 625.1<br>Prep Method: EPA 3510C | | | | | | | | | | |
| Pyridine | ND | | ug/L | 9.4 | 2.7 | 0.94 | 384875 | 10/17/25 | 10/17/25 | TJW |
| Phenol | ND | | ug/L | 9.4 | 2.0 | 0.94 | 384875 | 10/17/25 | 10/17/25 | TJW |
| 2-Methylphenol | ND | | ug/L | 9.4 | 3.1 | 0.94 | 384875 | 10/17/25 | 10/17/25 | TJW |
| 3-,4-Methylphenol | ND | | ug/L | 9.4 | 2.8 | 0.94 | 384875 | 10/17/25 | 10/17/25 | TJW |
| Benzoic acid | ND | | ug/L | 47 | 10 | 0.94 | 384875 | 10/17/25 | 10/17/25 | TJW |
| Naphthalene | ND | | ug/L | 9.4 | 3.4 | 0.94 | 384875 | 10/17/25 | 10/17/25 | TJW |
| Cresol | ND | | ug/L | 9.4 | | 0.94 | 384875 | 10/17/25 | 10/17/25 | TJW |
| Method: EPA 8081A<br>Prep Method: EPA 3510C | | | | | | | | | | |
| alpha-BHC | ND | | ug/L | 0.05 | 0.009 | 0.94 | 384853 | 10/17/25 | 10/20/25 | XLY |
| beta-BHC | ND | | ug/L | 0.05 | 0.01 | 0.94 | 384853 | 10/17/25 | 10/20/25 | XLY |
| gamma-BHC | ND | | ug/L | 0.05 | 0.008 | 0.94 | 384853 | 10/17/25 | 10/20/25 | XLY |
| delta-BHC | ND | | ug/L | 0.05 | 0.01 | 0.94 | 384853 | 10/17/25 | 10/20/25 | XLY |
| Heptachlor | ND | | ug/L | 0.05 | 0.01 | 0.94 | 384853 | 10/17/25 | 10/20/25 | XLY |
| Aldrin | ND | | ug/L | 0.05 | 0.01 | 0.94 | 384853 | 10/17/25 | 10/20/25 | XLY |
| Heptachlor epoxide | ND | | ug/L | 0.05 | 0.009 | 0.94 | 384853 | 10/17/25 | 10/20/25 | XLY |
| Endosulfan I | ND | | ug/L | 0.05 | 0.01 | 0.94 | 384853 | 10/17/25 | 10/20/25 | XLY |
| Dieldrin | ND | | ug/L | 0.09 | 0.01 | 0.94 | 384853 | 10/17/25 | 10/20/25 | XLY |
| 4,4'-DDE | ND | | ug/L | 0.09 | 0.01 | 0.94 | 384853 | 10/17/25 | 10/20/25 | XLY |
| Endrin | ND | | ug/L | 0.09 | 0.01 | 0.94 | 384853 | 10/17/25 | 10/20/25 | XLY |
| Endosulfan II | ND | | ug/L | 0.09 | 0.02 | 0.94 | 384853 | 10/17/25 | 10/20/25 | XLY |
| Endosulfan sulfate | ND | | ug/L | 0.09 | 0.01 | 0.94 | 384853 | 10/17/25 | 10/20/25 | XLY |
| 4,4'-DDD | ND | | ug/L | 0.09 | 0.01 | 0.94 | 384853 | 10/17/25 | 10/20/25 | XLY |
| Endrin aldehyde | ND | | ug/L | 0.09 | 0.02 | 0.94 | 384853 | 10/17/25 | 10/20/25 | XLY |
| Endrin ketone | ND | | ug/L | 0.09 | 0.02 | 0.94 | 384853 | 10/17/25 | 10/20/25 | XLY |
| 4,4'-DDT | ND | | ug/L | 0.09 | 0.03 | 0.94 | 384853 | 10/17/25 | 10/20/25 | XLY |
| Methoxychlor | ND | | ug/L | 0.09 | 0.03 | 0.94 | 384853 | 10/17/25 | 10/20/25 | XLY |
| Toxaphene | ND | | ug/L | 1.9 | 0.4 | 0.94 | 384853 | 10/17/25 | 10/20/25 | XLY |
| Chlordane (Technical) | ND | | ug/L | 0.9 | 0.2 | 0.94 | 384853 | 10/17/25 | 10/20/25 | XLY |
| **Surrogates** | | | | **Limits** | | | | | | |
| TCMX | 83% | | %REC | 29-120 | | 0.94 | 384853 | 10/17/25 | 10/20/25 | XLY |
| Decachlorobiphenyl | 78% | | %REC | 33-132 | | 0.94 | 384853 | 10/17/25 | 10/20/25 | XLY |
| Method: EPA 8082<br>Prep Method: EPA 3510C | | | | | | | | | | |
| Aroclor-1016 | ND | | ug/L | 0.47 | 0.29 | 0.94 | 384853 | 10/17/25 | 10/20/25 | XLY |
| Aroclor-1221 | ND | | ug/L | 0.47 | 0.44 | 0.94 | 384853 | 10/17/25 | 10/20/25 | XLY |
| Aroclor-1232 | ND | | ug/L | 0.47 | 0.26 | 0.94 | 384853 | 10/17/25 | 10/20/25 | XLY |
| Aroclor-1242 | ND | | ug/L | 0.47 | 0.27 | 0.94 | 384853 | 10/17/25 | 10/20/25 | XLY |



Results for any subcontracted analyses are not included in this section.

ENTHALPY ANALYTICAL

# Analysis Results for 544249

| 544249-001 Analyte | Result | Qual | Units | RL | MDL | DF | Batch | Prepared | Analyzed | Chemist |
|---|---|---|---|---|---|---|---|---|---|---|
| Aroclor-1248 | ND | | ug/L | 0.47 | 0.22 | 0.94 | 384853 | 10/17/25 | 10/20/25 | XLY |
| Aroclor-1254 | ND | | ug/L | 0.47 | 0.25 | 0.94 | 384853 | 10/17/25 | 10/20/25 | XLY |
| Aroclor-1260 | ND | | ug/L | 0.47 | 0.31 | 0.94 | 384853 | 10/17/25 | 10/20/25 | XLY |
| Aroclor-1262 | ND | | ug/L | 0.47 | 0.28 | 0.94 | 384853 | 10/17/25 | 10/20/25 | XLY |
| Aroclor-1268 | ND | | ug/L | 0.47 | 0.24 | 0.94 | 384853 | 10/17/25 | 10/20/25 | XLY |
| **Surrogates** | | | | **Limits** | | | | | | |
| Decachlorobiphenyl (PCB) | 84% | | %REC | 28-138 | | 0.94 | 384853 | 10/17/25 | 10/20/25 | XLY |
| Method: EPA 8260B<br>Prep Method: EPA 5030B | | | | | | | | | | |
| Carbon Disulfide | ND | | ug/L | 5.0 | 0.1 | 1 | 384604 | 10/15/25 | 10/15/25 | ZST |
| Chloroprene | ND | | ug/L | 200 | 2.7 | 1 | 384604 | 10/15/25 | 10/15/25 | ZST |
| 3-Chloropropene | ND | | ug/L | 5.0 | 0.2 | 1 | 384604 | 10/15/25 | 10/15/25 | ZST |
| Ethyl methacrylate | ND | | ug/L | 50 | 3.9 | 1 | 384604 | 10/15/25 | 10/15/25 | ZST |
| Ethanol | ND | | ug/L | 500 | 160 | 1 | 384604 | 10/15/25 | 10/15/25 | ZST |
| 2-Hexanone | ND | | ug/L | 5.0 | 1.3 | 1 | 384604 | 10/15/25 | 10/15/25 | ZST |
| Isopropanol (IPA) | ND | | ug/L | 200 | 96 | 1 | 384604 | 10/15/25 | 10/15/25 | ZST |
| Methyl acrylonitrile | ND | | ug/L | 35 | 4.2 | 1 | 384604 | 10/15/25 | 10/15/25 | ZST |
| Vinyl Acetate | ND | | ug/L | 50 | 3.2 | 1 | 384604 | 10/15/25 | 10/15/25 | ZST |
| Acrolein | ND | | ug/L | 200 | 2.6 | 1 | 384604 | 10/15/25 | 10/15/25 | ZST |
| Acrylonitrile | ND | | ug/L | 10 | 0.7 | 1 | 384604 | 10/15/25 | 10/15/25 | ZST |
| Freon 12 | ND | | ug/L | 5.0 | 0.2 | 1 | 384604 | 10/15/25 | 10/15/25 | ZST |
| Chloromethane | ND | | ug/L | 5.0 | 0.09 | 1 | 384604 | 10/15/25 | 10/15/25 | ZST |
| Vinyl Chloride | ND | | ug/L | 5.0 | 0.1 | 1 | 384604 | 10/15/25 | 10/15/25 | ZST |
| Bromomethane | ND | | ug/L | 5.0 | 0.1 | 1 | 384604 | 10/15/25 | 10/15/25 | ZST |
| Chloroethane | ND | | ug/L | 5.0 | 0.1 | 1 | 384604 | 10/15/25 | 10/15/25 | ZST |
| Trichlorofluoromethane | ND | | ug/L | 5.0 | 0.1 | 1 | 384604 | 10/15/25 | 10/15/25 | ZST |
| Iodomethane | ND | | ug/L | 5.0 | | 1 | 384604 | 10/15/25 | 10/15/25 | ZST |
| Acetone | ND | | ug/L | 100 | 14 | 1 | 384604 | 10/15/25 | 10/15/25 | ZST |
| Freon 113 | ND | | ug/L | 5.0 | 0.1 | 1 | 384604 | 10/15/25 | 10/15/25 | ZST |
| 1,1-Dichloroethene | ND | | ug/L | 5.0 | 0.1 | 1 | 384604 | 10/15/25 | 10/15/25 | ZST |
| Methylene Chloride | ND | | ug/L | 10 | 0.2 | 1 | 384604 | 10/15/25 | 10/15/25 | ZST |
| MTBE | ND | | ug/L | 5.0 | 0.1 | 1 | 384604 | 10/15/25 | 10/15/25 | ZST |
| trans-1,2-Dichloroethene | ND | | ug/L | 5.0 | 0.1 | 1 | 384604 | 10/15/25 | 10/15/25 | ZST |
| 1,1-Dichloroethane | ND | | ug/L | 5.0 | 0.09 | 1 | 384604 | 10/15/25 | 10/15/25 | ZST |
| 2-Butanone | ND | | ug/L | 10 | 1.3 | 1 | 384604 | 10/15/25 | 10/15/25 | ZST |
| cis-1,2-Dichloroethene | ND | | ug/L | 5.0 | 0.1 | 1 | 384604 | 10/15/25 | 10/15/25 | ZST |
| 2,2-Dichloropropane | ND | | ug/L | 5.0 | 0.2 | 1 | 384604 | 10/15/25 | 10/15/25 | ZST |
| Chloroform | ND | | ug/L | 5.0 | 0.08 | 1 | 384604 | 10/15/25 | 10/15/25 | ZST |
| Bromochloromethane | ND | | ug/L | 5.0 | 0.1 | 1 | 384604 | 10/15/25 | 10/15/25 | ZST |
| 1,1,1-Trichloroethane | ND | | ug/L | 5.0 | 0.1 | 1 | 384604 | 10/15/25 | 10/15/25 | ZST |
| 1,1-Dichloropropene | ND | | ug/L | 5.0 | 0.1 | 1 | 384604 | 10/15/25 | 10/15/25 | ZST |
| Carbon Tetrachloride | ND | | ug/L | 5.0 | 0.1 | 1 | 384604 | 10/15/25 | 10/15/25 | ZST |
| 1,2-Dichloroethane | ND | | ug/L | 5.0 | 0.2 | 1 | 384604 | 10/15/25 | 10/15/25 | ZST |
| Benzene | ND | | ug/L | 1.0 | 0.1 | 1 | 384604 | 10/15/25 | 10/15/25 | ZST |
| Trichloroethene | ND | | ug/L | 5.0 | 0.1 | 1 | 384604 | 10/15/25 | 10/15/25 | ZST |
| 1,2-Dichloropropane | ND | | ug/L | 5.0 | 0.09 | 1 | 384604 | 10/15/25 | 10/15/25 | ZST |
| Bromodichloromethane | ND | | ug/L | 5.0 | 0.07 | 1 | 384604 | 10/15/25 | 10/15/25 | ZST |
| Dibromomethane | ND | | ug/L | 5.0 | 0.1 | 1 | 384604 | 10/15/25 | 10/15/25 | ZST |
| 4-Methyl-2-Pentanone | ND | | ug/L | 5.0 | 1.0 | 1 | 384604 | 10/15/25 | 10/15/25 | ZST |
| cis-1,3-Dichloropropene | ND | | ug/L | 5.0 | 0.1 | 1 | 384604 | 10/15/25 | 10/15/25 | ZST |
| Toluene | ND | | ug/L | 5.0 | 0.1 | 1 | 384604 | 10/15/25 | 10/15/25 | ZST |
| trans-1,3-Dichloropropene | ND | | ug/L | 5.0 | 0.09 | 1 | 384604 | 10/15/25 | 10/15/25 | ZST |



Results for any subcontracted analyses are not included in this section.

ENTHALPY ANALYTICAL

# Analysis Results for 544249

| 544249-001 Analyte | Result | Qual | Units | RL | MDL | DF | Batch | Prepared | Analyzed | Chemist |
|---|---|---|---|---|---|---|---|---|---|---|
| 1,1,2-Trichloroethane | ND | | ug/L | 5.0 | 0.1 | 1 | 384604 | 10/15/25 | 10/15/25 | ZST |
| 1,3-Dichloropropane | ND | | ug/L | 5.0 | 0.07 | 1 | 384604 | 10/15/25 | 10/15/25 | ZST |
| Tetrachloroethene | ND | | ug/L | 5.0 | 0.2 | 1 | 384604 | 10/15/25 | 10/15/25 | ZST |
| Dibromochloromethane | ND | | ug/L | 5.0 | 0.1 | 1 | 384604 | 10/15/25 | 10/15/25 | ZST |
| 1,2-Dibromoethane | ND | | ug/L | 5.0 | 0.1 | 1 | 384604 | 10/15/25 | 10/15/25 | ZST |
| Chlorobenzene | ND | | ug/L | 5.0 | 0.1 | 1 | 384604 | 10/15/25 | 10/15/25 | ZST |
| 1,1,1,2-Tetrachloroethane | ND | | ug/L | 5.0 | 0.07 | 1 | 384604 | 10/15/25 | 10/15/25 | ZST |
| Ethylbenzene | ND | | ug/L | 5.0 | 0.1 | 1 | 384604 | 10/15/25 | 10/15/25 | ZST |
| m,p-Xylenes | ND | | ug/L | 5.0 | 0.2 | 1 | 384604 | 10/15/25 | 10/15/25 | ZST |
| o-Xylene | ND | | ug/L | 5.0 | 0.1 | 1 | 384604 | 10/15/25 | 10/15/25 | ZST |
| Styrene | ND | | ug/L | 5.0 | 0.1 | 1 | 384604 | 10/15/25 | 10/15/25 | ZST |
| Bromoform | ND | | ug/L | 5.0 | 0.06 | 1 | 384604 | 10/15/25 | 10/15/25 | ZST |
| Isopropylbenzene | ND | | ug/L | 5.0 | 0.1 | 1 | 384604 | 10/15/25 | 10/15/25 | ZST |
| 1,1,2,2-Tetrachloroethane | ND | | ug/L | 5.0 | 0.1 | 1 | 384604 | 10/15/25 | 10/15/25 | ZST |
| 1,2,3-Trichloropropane | ND | | ug/L | 5.0 | 0.3 | 1 | 384604 | 10/15/25 | 10/15/25 | ZST |
| Propylbenzene | ND | | ug/L | 5.0 | 0.1 | 1 | 384604 | 10/15/25 | 10/15/25 | ZST |
| Bromobenzene | ND | | ug/L | 5.0 | 0.1 | 1 | 384604 | 10/15/25 | 10/15/25 | ZST |
| 1,3,5-Trimethylbenzene | ND | | ug/L | 5.0 | 0.1 | 1 | 384604 | 10/15/25 | 10/15/25 | ZST |
| 2-Chlorotoluene | ND | | ug/L | 5.0 | 0.1 | 1 | 384604 | 10/15/25 | 10/15/25 | ZST |
| 4-Chlorotoluene | ND | | ug/L | 5.0 | 0.2 | 1 | 384604 | 10/15/25 | 10/15/25 | ZST |
| tert-Butylbenzene | ND | | ug/L | 5.0 | 0.1 | 1 | 384604 | 10/15/25 | 10/15/25 | ZST |
| 1,2,4-Trimethylbenzene | ND | | ug/L | 5.0 | 0.1 | 1 | 384604 | 10/15/25 | 10/15/25 | ZST |
| sec-Butylbenzene | ND | | ug/L | 5.0 | 0.2 | 1 | 384604 | 10/15/25 | 10/15/25 | ZST |
| para-Isopropyl Toluene | ND | | ug/L | 5.0 | 0.2 | 1 | 384604 | 10/15/25 | 10/15/25 | ZST |
| 1,3-Dichlorobenzene | ND | | ug/L | 5.0 | 0.1 | 1 | 384604 | 10/15/25 | 10/15/25 | ZST |
| 1,4-Dichlorobenzene | ND | | ug/L | 5.0 | 0.2 | 1 | 384604 | 10/15/25 | 10/15/25 | ZST |
| n-Butylbenzene | ND | | ug/L | 5.0 | 0.1 | 1 | 384604 | 10/15/25 | 10/15/25 | ZST |
| 1,2-Dichlorobenzene | ND | | ug/L | 5.0 | 0.1 | 1 | 384604 | 10/15/25 | 10/15/25 | ZST |
| 1,2-Dibromo-3-Chloropropane | ND | | ug/L | 5.0 | 0.6 | 1 | 384604 | 10/15/25 | 10/15/25 | ZST |
| 1,2,4-Trichlorobenzene | ND | | ug/L | 5.0 | 0.3 | 1 | 384604 | 10/15/25 | 10/15/25 | ZST |
| Hexachlorobutadiene | ND | | ug/L | 5.0 | 0.3 | 1 | 384604 | 10/15/25 | 10/15/25 | ZST |
| 1,2,3-Trichlorobenzene | ND | | ug/L | 5.0 | 0.3 | 1 | 384604 | 10/15/25 | 10/15/25 | ZST |
| cis-1,4-Dichloro-2-butene | ND | | ug/L | 5.0 | 0.3 | 1 | 384604 | 10/15/25 | 10/15/25 | ZST |
| trans-1,4-Dichloro-2-butene | ND | | ug/L | 5.0 | 0.3 | 1 | 384604 | 10/15/25 | 10/15/25 | ZST |
| Xylene (total) | ND | | ug/L | 5.0 | | 1 | 384604 | 10/15/25 | 10/15/25 | ZST |
| **Surrogates** | | | | **Limits** | | | | | | |
| Dibromofluoromethane | 103% | | %REC | 70-130 | | 1 | 384604 | 10/15/25 | 10/15/25 | ZST |
| 1,2-Dichloroethane-d4 | 99% | | %REC | 70-130 | | 1 | 384604 | 10/15/25 | 10/15/25 | ZST |
| Toluene-d8 | 102% | | %REC | 70-130 | | 1 | 384604 | 10/15/25 | 10/15/25 | ZST |
| Bromofluorobenzene | 103% | | %REC | 70-130 | | 1 | 384604 | 10/15/25 | 10/15/25 | ZST |
| Method: EPA 8270C-SIM<br>Prep Method: EPA 3535 | | | | | | | | | | |
| 1,4-Dioxane | ND | | ug/L | 1.0 | 0.87 | 1 | 384620 | 10/15/25 | 10/26/25 | ZFA |
| **Surrogates** | | | | **Limits** | | | | | | |
| 1,4-Dioxane-d8 (SUR) | 99% | | %REC | 80-120 | | 1 | 384620 | 10/15/25 | 10/26/25 | ZFA |
| Method: EPA 8270C<br>Prep Method: EPA 3510C | | | | | | | | | | |
| Carbazole | ND | | ug/L | 9.4 | 2.6 | 0.94 | 384875 | 10/17/25 | 10/17/25 | TJW |
| N-Nitrosodimethylamine | ND | | ug/L | 9.4 | 2.7 | 0.94 | 384875 | 10/17/25 | 10/17/25 | TJW |
| Aniline | ND | | ug/L | 9.4 | 2.7 | 0.94 | 384875 | 10/17/25 | 10/17/25 | TJW |



Results for any subcontracted analyses are not included in this section.

ENTHALPY ANALYTICAL

# Analysis Results for 544249

| 544249-001 Analyte | Result | Qual | Units | RL | MDL | DF | Batch | Prepared | Analyzed | Chemist |
|---|---|---|---|---|---|---|---|---|---|---|
| bis(2-Chloroethyl)ether | ND | | ug/L | 24 | 3.5 | 0.94 | 384875 | 10/17/25 | 10/17/25 | TJW |
| 2-Chlorophenol | ND | | ug/L | 9.4 | 3.4 | 0.94 | 384875 | 10/17/25 | 10/17/25 | TJW |
| 1,3-Dichlorobenzene | ND | | ug/L | 9.4 | 3.1 | 0.94 | 384875 | 10/17/25 | 10/17/25 | TJW |
| 1,4-Dichlorobenzene | ND | | ug/L | 9.4 | 3.2 | 0.94 | 384875 | 10/17/25 | 10/17/25 | TJW |
| Benzyl alcohol | ND | | ug/L | 24 | 5.4 | 0.94 | 384875 | 10/17/25 | 10/17/25 | TJW |
| 1,2-Dichlorobenzene | ND | | ug/L | 9.4 | 3.1 | 0.94 | 384875 | 10/17/25 | 10/17/25 | TJW |
| bis(2-Chloroisopropyl) ether | ND | | ug/L | 9.4 | 3.6 | 0.94 | 384875 | 10/17/25 | 10/17/25 | TJW |
| N-Nitroso-di-n-propylamine | ND | | ug/L | 9.4 | 3.6 | 0.94 | 384875 | 10/17/25 | 10/17/25 | TJW |
| Hexachloroethane | ND | | ug/L | 9.4 | 2.8 | 0.94 | 384875 | 10/17/25 | 10/17/25 | TJW |
| Nitrobenzene | ND | | ug/L | 24 | 7.9 | 0.94 | 384875 | 10/17/25 | 10/17/25 | TJW |
| Isophorone | ND | | ug/L | 9.4 | 3.5 | 0.94 | 384875 | 10/17/25 | 10/17/25 | TJW |
| 2-Nitrophenol | ND | | ug/L | 9.4 | 5.1 | 0.94 | 384875 | 10/17/25 | 10/17/25 | TJW |
| 2,4-Dimethylphenol | ND | | ug/L | 9.4 | 3.1 | 0.94 | 384875 | 10/17/25 | 10/17/25 | TJW |
| bis(2-Chloroethoxy)methane | ND | | ug/L | 9.4 | 3.5 | 0.94 | 384875 | 10/17/25 | 10/17/25 | TJW |
| 2,4-Dichlorophenol | ND | | ug/L | 9.4 | 3.5 | 0.94 | 384875 | 10/17/25 | 10/17/25 | TJW |
| 1,2,4-Trichlorobenzene | ND | | ug/L | 9.4 | 3.2 | 0.94 | 384875 | 10/17/25 | 10/17/25 | TJW |
| 4-Chloroaniline | ND | | ug/L | 9.4 | 2.9 | 0.94 | 384875 | 10/17/25 | 10/17/25 | TJW |
| Hexachlorobutadiene | ND | | ug/L | 9.4 | 2.1 | 0.94 | 384875 | 10/17/25 | 10/17/25 | TJW |
| 4-Chloro-3-methylphenol | ND | | ug/L | 9.4 | 3.4 | 0.94 | 384875 | 10/17/25 | 10/17/25 | TJW |
| 2-Methylnaphthalene | ND | | ug/L | 9.4 | 3.2 | 0.94 | 384875 | 10/17/25 | 10/17/25 | TJW |
| Hexachlorocyclopentadiene | ND | | ug/L | 24 | 7.4 | 0.94 | 384875 | 10/17/25 | 10/17/25 | TJW |
| 2,4,6-Trichlorophenol | ND | | ug/L | 9.4 | 3.8 | 0.94 | 384875 | 10/17/25 | 10/17/25 | TJW |
| 2,4,5-Trichlorophenol | ND | | ug/L | 9.4 | 3.5 | 0.94 | 384875 | 10/17/25 | 10/17/25 | TJW |
| 2-Chloronaphthalene | ND | | ug/L | 9.4 | 3.2 | 0.94 | 384875 | 10/17/25 | 10/17/25 | TJW |
| 2-Nitroaniline | ND | | ug/L | 47 | 4.1 | 0.94 | 384875 | 10/17/25 | 10/17/25 | TJW |
| Dimethylphthalate | ND | | ug/L | 9.4 | 3.2 | 0.94 | 384875 | 10/17/25 | 10/17/25 | TJW |
| Acenaphthylene | ND | | ug/L | 9.4 | 3.6 | 0.94 | 384875 | 10/17/25 | 10/17/25 | TJW |
| 2,6-Dinitrotoluene | ND | | ug/L | 9.4 | 4.2 | 0.94 | 384875 | 10/17/25 | 10/17/25 | TJW |
| 3-Nitroaniline | ND | | ug/L | 9.4 | 3.8 | 0.94 | 384875 | 10/17/25 | 10/17/25 | TJW |
| Acenaphthene | ND | | ug/L | 9.4 | 3.1 | 0.94 | 384875 | 10/17/25 | 10/17/25 | TJW |
| 2,4-Dinitrophenol | ND | | ug/L | 47 | 14 | 0.94 | 384875 | 10/17/25 | 10/17/25 | TJW |
| 4-Nitrophenol | ND | | ug/L | 9.4 | 8.0 | 0.94 | 384875 | 10/17/25 | 10/17/25 | TJW |
| Dibenzofuran | ND | | ug/L | 9.4 | 3.0 | 0.94 | 384875 | 10/17/25 | 10/17/25 | TJW |
| 2,4-Dinitrotoluene | ND | | ug/L | 9.4 | 4.0 | 0.94 | 384875 | 10/17/25 | 10/17/25 | TJW |
| Diethylphthalate | ND | | ug/L | 9.4 | 2.8 | 0.94 | 384875 | 10/17/25 | 10/17/25 | TJW |
| Fluorene | ND | | ug/L | 9.4 | 2.9 | 0.94 | 384875 | 10/17/25 | 10/17/25 | TJW |
| 4-Chlorophenyl-phenylether | ND | | ug/L | 9.4 | 2.9 | 0.94 | 384875 | 10/17/25 | 10/17/25 | TJW |
| 4-Nitroaniline | ND | | ug/L | 9.4 | 3.2 | 0.94 | 384875 | 10/17/25 | 10/17/25 | TJW |
| 4,6-Dinitro-2-methylphenol | ND | | ug/L | 47 | 16 | 0.94 | 384875 | 10/17/25 | 10/17/25 | TJW |
| N-Nitrosodiphenylamine | ND | | ug/L | 9.4 | 3.7 | 0.94 | 384875 | 10/17/25 | 10/17/25 | TJW |
| 1,2-diphenylhydrazine (as azobenzene) | ND | | ug/L | 9.4 | 2.8 | 0.94 | 384875 | 10/17/25 | 10/17/25 | TJW |
| 4-Bromophenyl-phenylether | ND | | ug/L | 9.4 | 3.1 | 0.94 | 384875 | 10/17/25 | 10/17/25 | TJW |
| Hexachlorobenzene | ND | | ug/L | 9.4 | 2.9 | 0.94 | 384875 | 10/17/25 | 10/17/25 | TJW |
| Pentachlorophenol | ND | | ug/L | 24 | 5.4 | 0.94 | 384875 | 10/17/25 | 10/17/25 | TJW |
| Phenanthrene | ND | | ug/L | 9.4 | 2.8 | 0.94 | 384875 | 10/17/25 | 10/17/25 | TJW |
| Anthracene | ND | | ug/L | 9.4 | 2.6 | 0.94 | 384875 | 10/17/25 | 10/17/25 | TJW |
| Di-n-butylphthalate | ND | | ug/L | 9.4 | 2.8 | 0.94 | 384875 | 10/17/25 | 10/17/25 | TJW |
| Fluoranthene | ND | | ug/L | 9.4 | 2.7 | 0.94 | 384875 | 10/17/25 | 10/17/25 | TJW |
| Benzidine | ND | | ug/L | 47 | 18 | 0.94 | 384875 | 10/17/25 | 10/17/25 | TJW |
| Pyrene | ND | | ug/L | 9.4 | 2.5 | 0.94 | 384875 | 10/17/25 | 10/17/25 | TJW |
| Butylbenzylphthalate | ND | | ug/L | 9.4 | 3.4 | 0.94 | 384875 | 10/17/25 | 10/17/25 | TJW |



Results for any subcontracted analyses are not included in this section.

ENTHALPY ANALYTICAL

# Analysis Results for 544249

| 544249-001 Analyte | Result | Qual | Units | RL | MDL | DF | Batch | Prepared | Analyzed | Chemist |
|---|---|---|---|---|---|---|---|---|---|---|
| 3,3'-Dichlorobenzidine | ND | | ug/L | 24 | 4.9 | 0.94 | 384875 | 10/17/25 | 10/17/25 | TJW |
| Benzo(a)anthracene | ND | | ug/L | 9.4 | 2.3 | 0.94 | 384875 | 10/17/25 | 10/17/25 | TJW |
| Chrysene | ND | | ug/L | 9.4 | 2.3 | 0.94 | 384875 | 10/17/25 | 10/17/25 | TJW |
| bis(2-Ethylhexyl)phthalate | ND | | ug/L | 9.4 | 3.1 | 0.94 | 384875 | 10/17/25 | 10/17/25 | TJW |
| Di-n-octylphthalate | ND | | ug/L | 9.4 | 4.4 | 0.94 | 384875 | 10/17/25 | 10/17/25 | TJW |
| Benzo(b)fluoranthene | ND | | ug/L | 9.4 | 2.9 | 0.94 | 384875 | 10/17/25 | 10/17/25 | TJW |
| Benzo(k)fluoranthene | ND | | ug/L | 9.4 | 2.9 | 0.94 | 384875 | 10/17/25 | 10/17/25 | TJW |
| Benzo(a)pyrene | ND | | ug/L | 9.4 | 3.0 | 0.94 | 384875 | 10/17/25 | 10/17/25 | TJW |
| Indeno(1,2,3-cd)pyrene | ND | | ug/L | 9.4 | 4.0 | 0.94 | 384875 | 10/17/25 | 10/17/25 | TJW |
| Dibenz(a,h)anthracene | ND | | ug/L | 9.4 | 3.9 | 0.94 | 384875 | 10/17/25 | 10/17/25 | TJW |
| Benzo(g,h,i)perylene | ND | | ug/L | 9.4 | 3.9 | 0.94 | 384875 | 10/17/25 | 10/17/25 | TJW |
| **Surrogates** | | | | **Limits** | | | | | | |
| 2-Fluorophenol | 24% | | %REC | 15-120 | | 0.94 | 384875 | 10/17/25 | 10/17/25 | TJW |
| Phenol-d6 | 19% | | %REC | 15-120 | | 0.94 | 384875 | 10/17/25 | 10/17/25 | TJW |
| 2,4,6-Tribromophenol | 65% | | %REC | 15-140 | | 0.94 | 384875 | 10/17/25 | 10/17/25 | TJW |
| Nitrobenzene-d5 | 34% | | %REC | 15-123 | | 0.94 | 384875 | 10/17/25 | 10/17/25 | TJW |
| 2-Fluorobiphenyl | 37% | | %REC | 15-120 | | 0.94 | 384875 | 10/17/25 | 10/17/25 | TJW |
| Terphenyl-d14 | 64% | | %REC | 15-120 | | 0.94 | 384875 | 10/17/25 | 10/17/25 | TJW |
| Method: SM 4500-CN-E<br>Prep Method: METHOD | | | | | | | | | | |
| Cyanide | ND | | mg/L | 0.0050 | 0.0017 | 0.5 | 384795 | 10/16/25 | 10/17/25 | CKN |
| Method: SM 4500-S2-D<br>Prep Method: METHOD | | | | | | | | | | |
| Sulfide | ND | | mg/L | 0.10 | | 1 | 384974 | 10/18/25 | 10/18/25 | TXC |
| Method: SM 5310B<br>Prep Method: SM 5310B | | | | | | | | | | |
| Total Organic Carbon | **5.7** | | mg/L | 1.0 | 0.49 | 1 | 385011 | 10/19/25 | 10/19/25 | BDR |
| Method: SM 9221B<br>Prep Method: METHOD | | | | | | | | | | |
| Coliform, Total | **>1,600** | | MPN/100ml | 1.8 | | 1 | 384650 | 10/14/25 15:44 | 10/16/25 15:38 | BLV |
| Method: SM 9221F | | | | | | | | | | |
| Coliform, E. Coli | **>1,600** | | MPN/100ml | 1.8 | | 1 | 384650 | 10/14/25 15:44 | 10/16/25 15:38 | BLV |
| Method: SM2130B | | | | | | | | | | |
| Turbidity | **910** | | NTU | 0.20 | 0.12 | 1 | 384514 | 10/14/25 19:54 | 10/14/25 19:54 | TRR |
| Method: SM2320B<br>Prep Method: METHOD | | | | | | | | | | |
| Bicarbonate | **67** | | mg/L | 4.0 | | 1.7 | 384892 | 10/22/25 | 10/22/25 | ARM |
| Alkalinity, Total as CaCO3 | **55** | | mg/L | 3.3 | | 1.7 | 384892 | 10/22/25 | 10/22/25 | ARM |
| Method: SM2510B<br>Prep Method: METHOD | | | | | | | | | | |
| Specific Conductance | **120** | | umhos/cm | 1.0 | | 1 | 384508 | 10/14/25 | 10/14/25 | AAB |
| Method: SM2540C<br>Prep Method: METHOD | | | | | | | | | | |
| Total Dissolved Solids | **85** | | mg/L | 10 | | 1 | 385071 | 10/20/25 | 10/21/25 | RDL |
| Method: SM2540D<br>Prep Method: METHOD | | | | | | | | | | |
| Total Suspended Solids | **1,000** | | mg/L | 0.5 | | 1 | 385197 | 10/21/25 | 10/22/25 | RDL |



Results for any subcontracted analyses are not included in this section.

ENTHALPY ANALYTICAL

# Analysis Results for 544249

| 544249-001 Analyte | Result | Qual | Units | RL | MDL | DF | Batch | Prepared | Analyzed | Chemist |
|---|---|---|---|---|---|---|---|---|---|---|
| Method: SM5210B<br>Prep Method: METHOD | | | | | | | | | | |
| Biochemical Oxygen Demand | **5.4** | BOD5 | mg/L | 3.0 | | 1 | 384630 | 10/15/25 13:23 | 10/20/25 14:16 | ARM |
| Method: SM5220D<br>Prep Method: METHOD | | | | | | | | | | |
| Chemical Oxygen Demand | **8.0** | | mg/L | 4.0 | 2.0 | 1 | 384960 | 10/18/25 | 10/18/25 | ARM |



Results for any subcontracted analyses are not included in this section.

ENTHALPY ANALYTICAL

# Analysis Results for 544249

| Sample ID: | Lab ID: 544249-002 | Collected: 10/14/25 09:00 |
|---|---|---|
| SOUTH BASIN - EASTERN INLET | Matrix: Water | |

| 544249-002 Analyte | Result | Qual | Units | RL | MDL | DF | Batch | Prepared | Analyzed | Chemist |
|---|---|---|---|---|---|---|---|---|---|---|
| Method: EPA 1664A<br>Prep Method: METHOD | | | | | | | | | | |
| Total Oil and Grease | **11** | | mg/L | 4.9 | 0.95 | 0.98 | 385673 | 10/26/25 | 10/27/25 | JAG |
| Method: EPA 200.7<br>Prep Method: EPA 3015A | | | | | | | | | | |
| Calcium | **1,100** | | mg/L | 100 | 57 | 100 | 384637 | 10/15/25 | 10/15/25 | CAP |
| Iron | **110** | | mg/L | 10 | 4.6 | 100 | 384637 | 10/15/25 | 10/15/25 | CAP |
| Magnesium | **100** | | mg/L | 0.10 | 0.025 | 1 | 384637 | 10/15/25 | 10/15/25 | CAP |
| Potassium | **45** | | mg/L | 0.50 | 0.40 | 1 | 384637 | 10/15/25 | 10/15/25 | CAP |
| Sodium | **150** | | mg/L | 0.60 | 0.35 | 1 | 384637 | 10/15/25 | 10/15/25 | CAP |
| Method: EPA 200.8<br>Prep Method: EPA 3015A | | | | | | | | | | |
| Antimony | **0.75** | J | ug/L | 2.0 | 0.31 | 1 | 384686 | 10/15/25 | 10/15/25 | DXC |
| Arsenic | **53** | | ug/L | 2.0 | 0.22 | 1 | 384686 | 10/15/25 | 10/15/25 | DXC |
| Barium | **3,900** | | ug/L | 50 | 4.6 | 10 | 384686 | 10/15/25 | 10/17/25 | DXC |
| Beryllium | **17** | | ug/L | 10 | 0.96 | 10 | 384686 | 10/15/25 | 10/21/25 | DXC |
| Boron | **570** | | ug/L | 100 | 56 | 10 | 384686 | 10/15/25 | 10/17/25 | DXC |
| Cadmium | **13** | | ug/L | 1.0 | 0.26 | 1 | 384686 | 10/15/25 | 10/15/25 | DXC |
| Chromium | **280** | | ug/L | 50 | 3.4 | 10 | 384686 | 10/15/25 | 10/17/25 | DXC |
| Cobalt | **180** | | ug/L | 10 | 0.74 | 10 | 384686 | 10/15/25 | 10/17/25 | DXC |
| Copper | **510** | | ug/L | 50 | 20 | 10 | 384686 | 10/15/25 | 10/17/25 | DXC |
| Lead | **450** | | ug/L | 50 | 1.6 | 10 | 384686 | 10/15/25 | 10/17/25 | DXC |
| Manganese | **8,300** | | ug/L | 100 | 43 | 10 | 384686 | 10/15/25 | 10/17/25 | DXC |
| Nickel | **320** | | ug/L | 50 | 8.4 | 10 | 384686 | 10/15/25 | 10/17/25 | DXC |
| Selenium | **24** | | ug/L | 4.0 | 1.6 | 1 | 384686 | 10/15/25 | 10/15/25 | DXC |
| Silver | **3.1** | J | ug/L | 5.0 | 0.51 | 1 | 384686 | 10/15/25 | 10/15/25 | DXC |
| Thallium | **2.4** | | ug/L | 1.0 | 0.19 | 1 | 384686 | 10/15/25 | 10/15/25 | DXC |
| Tin | **4.1** | J | ug/L | 5.0 | 0.49 | 1 | 384686 | 10/15/25 | 10/15/25 | DXC |
| Vanadium | **390** | | ug/L | 50 | 3.6 | 10 | 384686 | 10/15/25 | 10/17/25 | DXC |
| Zinc | **1,700** | | ug/L | 10 | 7.4 | 1 | 384686 | 10/15/25 | 10/15/25 | DXC |
| Method: EPA 245.1<br>Prep Method: EPA 245.1 | | | | | | | | | | |
| Mercury | **1.4** | | ug/L | 0.40 | 0.032 | 1 | 384600 | 10/15/25 | 10/15/25 | MLL |
| Method: EPA 300.0<br>Prep Method: METHOD | | | | | | | | | | |
| Fluoride | **0.47** | | mg/L | 0.20 | 0.059 | 1 | 384467 | 10/14/25 11:45 | 10/15/25 00:12 | KUM |
| Chloride | **74** | | mg/L | 1.0 | 0.26 | 1 | 384467 | 10/14/25 11:45 | 10/15/25 00:12 | KUM |
| Nitrogen, Nitrite | **0.06** | J | mg/L | 0.10 | 0.02 | 1 | 384467 | 10/14/25 11:45 | 10/15/25 00:12 | KUM |
| Bromide | **0.28** | J | mg/L | 0.30 | 0.061 | 1 | 384467 | 10/14/25 11:45 | 10/15/25 00:12 | KUM |
| Nitrogen, Nitrate | **2.5** | | mg/L | 0.10 | 0.05 | 1 | 384467 | 10/14/25 11:45 | 10/15/25 00:12 | KUM |
| Sulfate | **460** | | mg/L | 10 | 1.8 | 10 | 384467 | 10/14/25 11:45 | 10/15/25 00:31 | KUM |



Results for any subcontracted analyses are not included in this section.

ENTHALPY ANALYTICAL

# Analysis Results for 544249

| 544249-002 Analyte | Result | Qual | Units | RL | MDL | DF | Batch | Prepared | Analyzed | Chemist |
|---|---|---|---|---|---|---|---|---|---|---|
| Method: EPA 350.1<br>Prep Method: METHOD | | | | | | | | | | |
| Ammonia-N | **1.1** | | mg/L | 0.10 | 0.050 | 1 | 384593 | 10/15/25 | 10/15/25 | CKN |
| Method: EPA 420.1<br>Prep Method: METHOD | | | | | | | | | | |
| Total Phenolics | **0.0090** | J | mg/L | 0.010 | 0.0065 | 1 | 386078 | 10/30/25 | 10/30/25 | LVL |
| Method: EPA 625.1<br>Prep Method: EPA 3510C | | | | | | | | | | |
| Pyridine | ND | | ug/L | 9.4 | 2.7 | 0.94 | 384875 | 10/17/25 | 10/17/25 | TJW |
| Phenol | **2.0** | J | ug/L | 9.4 | 2.0 | 0.94 | 384875 | 10/17/25 | 10/17/25 | TJW |
| 2-Methylphenol | ND | | ug/L | 9.4 | 3.1 | 0.94 | 384875 | 10/17/25 | 10/17/25 | TJW |
| 3-,4-Methylphenol | ND | | ug/L | 9.4 | 2.8 | 0.94 | 384875 | 10/17/25 | 10/17/25 | TJW |
| Benzoic acid | **15** | J | ug/L | 47 | 10 | 0.94 | 384875 | 10/17/25 | 10/17/25 | TJW |
| Naphthalene | ND | | ug/L | 9.4 | 3.4 | 0.94 | 384875 | 10/17/25 | 10/17/25 | TJW |
| Cresol | ND | | ug/L | 9.4 | | 0.94 | 384875 | 10/17/25 | 10/17/25 | TJW |
| Method: EPA 8081A<br>Prep Method: EPA 3510C | | | | | | | | | | |
| alpha-BHC | ND | | ug/L | 0.06 | 0.01 | 1.2 | 384853 | 10/17/25 | 10/20/25 | XLY |
| beta-BHC | ND | | ug/L | 0.06 | 0.01 | 1.2 | 384853 | 10/17/25 | 10/20/25 | XLY |
| gamma-BHC | ND | | ug/L | 0.06 | 0.01 | 1.2 | 384853 | 10/17/25 | 10/20/25 | XLY |
| delta-BHC | ND | | ug/L | 0.06 | 0.02 | 1.2 | 384853 | 10/17/25 | 10/20/25 | XLY |
| Heptachlor | ND | | ug/L | 0.06 | 0.02 | 1.2 | 384853 | 10/17/25 | 10/20/25 | XLY |
| Aldrin | ND | | ug/L | 0.06 | 0.02 | 1.2 | 384853 | 10/17/25 | 10/20/25 | XLY |
| Heptachlor epoxide | ND | | ug/L | 0.06 | 0.01 | 1.2 | 384853 | 10/17/25 | 10/20/25 | XLY |
| Endosulfan I | ND | | ug/L | 0.06 | 0.01 | 1.2 | 384853 | 10/17/25 | 10/20/25 | XLY |
| Dieldrin | ND | | ug/L | 0.1 | 0.01 | 1.2 | 384853 | 10/17/25 | 10/20/25 | XLY |
| 4,4'-DDE | **0.05** | J | ug/L | 0.1 | 0.02 | 1.2 | 384853 | 10/17/25 | 10/20/25 | XLY |
| Endrin | ND | | ug/L | 0.1 | 0.01 | 1.2 | 384853 | 10/17/25 | 10/20/25 | XLY |
| Endosulfan II | ND | | ug/L | 0.1 | 0.03 | 1.2 | 384853 | 10/17/25 | 10/20/25 | XLY |
| Endosulfan sulfate | ND | | ug/L | 0.1 | 0.01 | 1.2 | 384853 | 10/17/25 | 10/20/25 | XLY |
| 4,4'-DDD | ND | | ug/L | 0.1 | 0.01 | 1.2 | 384853 | 10/17/25 | 10/20/25 | XLY |
| Endrin aldehyde | ND | | ug/L | 0.1 | 0.02 | 1.2 | 384853 | 10/17/25 | 10/20/25 | XLY |
| Endrin ketone | ND | | ug/L | 0.1 | 0.03 | 1.2 | 384853 | 10/17/25 | 10/20/25 | XLY |
| 4,4'-DDT | **0.07** | C,J | ug/L | 0.1 | 0.05 | 1.2 | 384853 | 10/17/25 | 10/20/25 | XLY |
| Methoxychlor | ND | | ug/L | 0.1 | 0.04 | 1.2 | 384853 | 10/17/25 | 10/20/25 | XLY |
| Toxaphene | ND | | ug/L | 2.5 | 0.6 | 1.2 | 384853 | 10/17/25 | 10/20/25 | XLY |
| Chlordane (Technical) | ND | | ug/L | 1.2 | 0.3 | 1.2 | 384853 | 10/17/25 | 10/20/25 | XLY |
| **Surrogates** | | | | **Limits** | | | | | | |
| TCMX | 87% | | %REC | 29-120 | | 1.2 | 384853 | 10/17/25 | 10/20/25 | XLY |
| Decachlorobiphenyl | 62% | | %REC | 33-132 | | 1.2 | 384853 | 10/17/25 | 10/20/25 | XLY |
| Method: EPA 8082<br>Prep Method: EPA 3510C | | | | | | | | | | |
| Aroclor-1016 | ND | | ug/L | 0.62 | 0.37 | 1.2 | 384853 | 10/17/25 | 10/20/25 | XLY |
| Aroclor-1221 | ND | | ug/L | 0.62 | 0.58 | 1.2 | 384853 | 10/17/25 | 10/20/25 | XLY |
| Aroclor-1232 | ND | | ug/L | 0.62 | 0.33 | 1.2 | 384853 | 10/17/25 | 10/20/25 | XLY |
| Aroclor-1242 | ND | | ug/L | 0.62 | 0.35 | 1.2 | 384853 | 10/17/25 | 10/20/25 | XLY |
| Aroclor-1248 | ND | | ug/L | 0.62 | 0.29 | 1.2 | 384853 | 10/17/25 | 10/20/25 | XLY |
| Aroclor-1254 | ND | | ug/L | 0.62 | 0.33 | 1.2 | 384853 | 10/17/25 | 10/20/25 | XLY |
| Aroclor-1260 | ND | | ug/L | 0.62 | 0.40 | 1.2 | 384853 | 10/17/25 | 10/20/25 | XLY |
| Aroclor-1262 | ND | | ug/L | 0.62 | 0.36 | 1.2 | 384853 | 10/17/25 | 10/20/25 | XLY |
| Aroclor-1268 | ND | | ug/L | 0.62 | 0.32 | 1.2 | 384853 | 10/17/25 | 10/20/25 | XLY |



Results for any subcontracted analyses are not included in this section.

ENTHALPY ANALYTICAL

# Analysis Results for 544249

| 544249-002 Analyte | Result | Qual | Units | RL | MDL | DF | Batch | Prepared | Analyzed | Chemist |
|---|---|---|---|---|---|---|---|---|---|---|
| **Surrogates** | | | | **Limits** | | | | | | |
| Decachlorobiphenyl (PCB) | 67% | | %REC | 28-138 | | 1.2 | 384853 | 10/17/25 | 10/20/25 | XLY |
| Method: EPA 8260B<br>Prep Method: EPA 5030B | | | | | | | | | | |
| Carbon Disulfide | ND | | ug/L | 5.0 | 0.1 | 1 | 384604 | 10/15/25 | 10/15/25 | ZST |
| Chloroprene | ND | | ug/L | 200 | 2.7 | 1 | 384604 | 10/15/25 | 10/15/25 | ZST |
| 3-Chloropropene | ND | | ug/L | 5.0 | 0.2 | 1 | 384604 | 10/15/25 | 10/15/25 | ZST |
| Ethyl methacrylate | ND | | ug/L | 50 | 3.9 | 1 | 384604 | 10/15/25 | 10/15/25 | ZST |
| Ethanol | ND | | ug/L | 500 | 160 | 1 | 384604 | 10/15/25 | 10/15/25 | ZST |
| 2-Hexanone | ND | | ug/L | 5.0 | 1.3 | 1 | 384604 | 10/15/25 | 10/15/25 | ZST |
| Isopropanol (IPA) | ND | | ug/L | 200 | 96 | 1 | 384604 | 10/15/25 | 10/15/25 | ZST |
| Methyl acrylonitrile | ND | | ug/L | 35 | 4.2 | 1 | 384604 | 10/15/25 | 10/15/25 | ZST |
| Vinyl Acetate | ND | | ug/L | 50 | 3.2 | 1 | 384604 | 10/15/25 | 10/15/25 | ZST |
| Acrolein | ND | | ug/L | 200 | 2.6 | 1 | 384604 | 10/15/25 | 10/15/25 | ZST |
| Acrylonitrile | ND | | ug/L | 10 | 0.7 | 1 | 384604 | 10/15/25 | 10/15/25 | ZST |
| Freon 12 | ND | | ug/L | 5.0 | 0.2 | 1 | 384604 | 10/15/25 | 10/15/25 | ZST |
| Chloromethane | ND | | ug/L | 5.0 | 0.09 | 1 | 384604 | 10/15/25 | 10/15/25 | ZST |
| Vinyl Chloride | ND | | ug/L | 5.0 | 0.1 | 1 | 384604 | 10/15/25 | 10/15/25 | ZST |
| Bromomethane | ND | | ug/L | 5.0 | 0.1 | 1 | 384604 | 10/15/25 | 10/15/25 | ZST |
| Chloroethane | ND | | ug/L | 5.0 | 0.1 | 1 | 384604 | 10/15/25 | 10/15/25 | ZST |
| Trichlorofluoromethane | ND | | ug/L | 5.0 | 0.1 | 1 | 384604 | 10/15/25 | 10/15/25 | ZST |
| Iodomethane | ND | | ug/L | 5.0 | | 1 | 384604 | 10/15/25 | 10/15/25 | ZST |
| Acetone | ND | | ug/L | 100 | 14 | 1 | 384604 | 10/15/25 | 10/15/25 | ZST |
| Freon 113 | ND | | ug/L | 5.0 | 0.1 | 1 | 384604 | 10/15/25 | 10/15/25 | ZST |
| 1,1-Dichloroethene | ND | | ug/L | 5.0 | 0.1 | 1 | 384604 | 10/15/25 | 10/15/25 | ZST |
| Methylene Chloride | ND | | ug/L | 10 | 0.2 | 1 | 384604 | 10/15/25 | 10/15/25 | ZST |
| MTBE | ND | | ug/L | 5.0 | 0.1 | 1 | 384604 | 10/15/25 | 10/15/25 | ZST |
| trans-1,2-Dichloroethene | ND | | ug/L | 5.0 | 0.1 | 1 | 384604 | 10/15/25 | 10/15/25 | ZST |
| 1,1-Dichloroethane | ND | | ug/L | 5.0 | 0.09 | 1 | 384604 | 10/15/25 | 10/15/25 | ZST |
| 2-Butanone | ND | | ug/L | 10 | 1.3 | 1 | 384604 | 10/15/25 | 10/15/25 | ZST |
| cis-1,2-Dichloroethene | ND | | ug/L | 5.0 | 0.1 | 1 | 384604 | 10/15/25 | 10/15/25 | ZST |
| 2,2-Dichloropropane | ND | | ug/L | 5.0 | 0.2 | 1 | 384604 | 10/15/25 | 10/15/25 | ZST |
| Chloroform | ND | | ug/L | 5.0 | 0.08 | 1 | 384604 | 10/15/25 | 10/15/25 | ZST |
| Bromochloromethane | ND | | ug/L | 5.0 | 0.1 | 1 | 384604 | 10/15/25 | 10/15/25 | ZST |
| 1,1,1-Trichloroethane | ND | | ug/L | 5.0 | 0.1 | 1 | 384604 | 10/15/25 | 10/15/25 | ZST |
| 1,1-Dichloropropene | ND | | ug/L | 5.0 | 0.1 | 1 | 384604 | 10/15/25 | 10/15/25 | ZST |
| Carbon Tetrachloride | ND | | ug/L | 5.0 | 0.1 | 1 | 384604 | 10/15/25 | 10/15/25 | ZST |
| 1,2-Dichloroethane | ND | | ug/L | 5.0 | 0.2 | 1 | 384604 | 10/15/25 | 10/15/25 | ZST |
| Benzene | ND | | ug/L | 1.0 | 0.1 | 1 | 384604 | 10/15/25 | 10/15/25 | ZST |
| Trichloroethene | ND | | ug/L | 5.0 | 0.1 | 1 | 384604 | 10/15/25 | 10/15/25 | ZST |
| 1,2-Dichloropropane | ND | | ug/L | 5.0 | 0.09 | 1 | 384604 | 10/15/25 | 10/15/25 | ZST |
| Bromodichloromethane | ND | | ug/L | 5.0 | 0.07 | 1 | 384604 | 10/15/25 | 10/15/25 | ZST |
| Dibromomethane | ND | | ug/L | 5.0 | 0.1 | 1 | 384604 | 10/15/25 | 10/15/25 | ZST |
| 4-Methyl-2-Pentanone | ND | | ug/L | 5.0 | 1.0 | 1 | 384604 | 10/15/25 | 10/15/25 | ZST |
| cis-1,3-Dichloropropene | ND | | ug/L | 5.0 | 0.1 | 1 | 384604 | 10/15/25 | 10/15/25 | ZST |
| Toluene | ND | | ug/L | 5.0 | 0.1 | 1 | 384604 | 10/15/25 | 10/15/25 | ZST |
| trans-1,3-Dichloropropene | ND | | ug/L | 5.0 | 0.09 | 1 | 384604 | 10/15/25 | 10/15/25 | ZST |
| 1,1,2-Trichloroethane | ND | | ug/L | 5.0 | 0.1 | 1 | 384604 | 10/15/25 | 10/15/25 | ZST |
| 1,3-Dichloropropane | ND | | ug/L | 5.0 | 0.07 | 1 | 384604 | 10/15/25 | 10/15/25 | ZST |
| Tetrachloroethene | ND | | ug/L | 5.0 | 0.2 | 1 | 384604 | 10/15/25 | 10/15/25 | ZST |
| Dibromochloromethane | ND | | ug/L | 5.0 | 0.1 | 1 | 384604 | 10/15/25 | 10/15/25 | ZST |
| 1,2-Dibromoethane | ND | | ug/L | 5.0 | 0.1 | 1 | 384604 | 10/15/25 | 10/15/25 | ZST |



Results for any subcontracted analyses are not included in this section.

ENTHALPY ANALYTICAL

# Analysis Results for 544249

| 544249-002 Analyte | Result | Qual | Units | RL | MDL | DF | Batch | Prepared | Analyzed | Chemist |
|---|---|---|---|---|---|---|---|---|---|---|
| Chlorobenzene | ND | | ug/L | 5.0 | 0.1 | 1 | 384604 | 10/15/25 | 10/15/25 | ZST |
| 1,1,1,2-Tetrachloroethane | ND | | ug/L | 5.0 | 0.07 | 1 | 384604 | 10/15/25 | 10/15/25 | ZST |
| Ethylbenzene | ND | | ug/L | 5.0 | 0.1 | 1 | 384604 | 10/15/25 | 10/15/25 | ZST |
| m,p-Xylenes | ND | | ug/L | 5.0 | 0.2 | 1 | 384604 | 10/15/25 | 10/15/25 | ZST |
| o-Xylene | ND | | ug/L | 5.0 | 0.1 | 1 | 384604 | 10/15/25 | 10/15/25 | ZST |
| Styrene | ND | | ug/L | 5.0 | 0.1 | 1 | 384604 | 10/15/25 | 10/15/25 | ZST |
| Bromoform | ND | | ug/L | 5.0 | 0.06 | 1 | 384604 | 10/15/25 | 10/15/25 | ZST |
| Isopropylbenzene | ND | | ug/L | 5.0 | 0.1 | 1 | 384604 | 10/15/25 | 10/15/25 | ZST |
| 1,1,2,2-Tetrachloroethane | ND | | ug/L | 5.0 | 0.1 | 1 | 384604 | 10/15/25 | 10/15/25 | ZST |
| 1,2,3-Trichloropropane | ND | | ug/L | 5.0 | 0.3 | 1 | 384604 | 10/15/25 | 10/15/25 | ZST |
| Propylbenzene | ND | | ug/L | 5.0 | 0.1 | 1 | 384604 | 10/15/25 | 10/15/25 | ZST |
| Bromobenzene | ND | | ug/L | 5.0 | 0.1 | 1 | 384604 | 10/15/25 | 10/15/25 | ZST |
| 1,3,5-Trimethylbenzene | ND | | ug/L | 5.0 | 0.1 | 1 | 384604 | 10/15/25 | 10/15/25 | ZST |
| 2-Chlorotoluene | ND | | ug/L | 5.0 | 0.1 | 1 | 384604 | 10/15/25 | 10/15/25 | ZST |
| 4-Chlorotoluene | ND | | ug/L | 5.0 | 0.2 | 1 | 384604 | 10/15/25 | 10/15/25 | ZST |
| tert-Butylbenzene | ND | | ug/L | 5.0 | 0.1 | 1 | 384604 | 10/15/25 | 10/15/25 | ZST |
| 1,2,4-Trimethylbenzene | ND | | ug/L | 5.0 | 0.1 | 1 | 384604 | 10/15/25 | 10/15/25 | ZST |
| sec-Butylbenzene | ND | | ug/L | 5.0 | 0.2 | 1 | 384604 | 10/15/25 | 10/15/25 | ZST |
| para-Isopropyl Toluene | ND | | ug/L | 5.0 | 0.2 | 1 | 384604 | 10/15/25 | 10/15/25 | ZST |
| 1,3-Dichlorobenzene | ND | | ug/L | 5.0 | 0.1 | 1 | 384604 | 10/15/25 | 10/15/25 | ZST |
| 1,4-Dichlorobenzene | **0.2** | J | ug/L | 5.0 | 0.2 | 1 | 384604 | 10/15/25 | 10/15/25 | ZST |
| n-Butylbenzene | ND | | ug/L | 5.0 | 0.1 | 1 | 384604 | 10/15/25 | 10/15/25 | ZST |
| 1,2-Dichlorobenzene | ND | | ug/L | 5.0 | 0.1 | 1 | 384604 | 10/15/25 | 10/15/25 | ZST |
| 1,2-Dibromo-3-Chloropropane | ND | | ug/L | 5.0 | 0.6 | 1 | 384604 | 10/15/25 | 10/15/25 | ZST |
| 1,2,4-Trichlorobenzene | ND | | ug/L | 5.0 | 0.3 | 1 | 384604 | 10/15/25 | 10/15/25 | ZST |
| Hexachlorobutadiene | ND | | ug/L | 5.0 | 0.3 | 1 | 384604 | 10/15/25 | 10/15/25 | ZST |
| 1,2,3-Trichlorobenzene | ND | | ug/L | 5.0 | 0.3 | 1 | 384604 | 10/15/25 | 10/15/25 | ZST |
| cis-1,4-Dichloro-2-butene | ND | | ug/L | 5.0 | 0.3 | 1 | 384604 | 10/15/25 | 10/15/25 | ZST |
| trans-1,4-Dichloro-2-butene | ND | | ug/L | 5.0 | 0.3 | 1 | 384604 | 10/15/25 | 10/15/25 | ZST |
| Xylene (total) | ND | | ug/L | 5.0 | | 1 | 384604 | 10/15/25 | 10/15/25 | ZST |
| **Surrogates** | | | | **Limits** | | | | | | |
| Dibromofluoromethane | 105% | | %REC | 70-130 | | 1 | 384604 | 10/15/25 | 10/15/25 | ZST |
| 1,2-Dichloroethane-d4 | 99% | | %REC | 70-130 | | 1 | 384604 | 10/15/25 | 10/15/25 | ZST |
| Toluene-d8 | 100% | | %REC | 70-130 | | 1 | 384604 | 10/15/25 | 10/15/25 | ZST |
| Bromofluorobenzene | 103% | | %REC | 70-130 | | 1 | 384604 | 10/15/25 | 10/15/25 | ZST |
| Method: EPA 8270C-SIM<br>Prep Method: EPA 3535 | | | | | | | | | | |
| 1,4-Dioxane | ND | | ug/L | 1.0 | 0.87 | 1 | 384620 | 10/15/25 | 10/26/25 | ZFA |
| **Surrogates** | | | | **Limits** | | | | | | |
| 1,4-Dioxane-d8 (SUR) | 100% | | %REC | 80-120 | | 1 | 384620 | 10/15/25 | 10/26/25 | ZFA |
| Method: EPA 8270C<br>Prep Method: EPA 3510C | | | | | | | | | | |
| Carbazole | ND | | ug/L | 9.4 | 2.6 | 0.94 | 384875 | 10/17/25 | 10/17/25 | TJW |
| N-Nitrosodimethylamine | ND | | ug/L | 9.4 | 2.7 | 0.94 | 384875 | 10/17/25 | 10/17/25 | TJW |
| Aniline | ND | | ug/L | 9.4 | 2.7 | 0.94 | 384875 | 10/17/25 | 10/17/25 | TJW |
| bis(2-Chloroethyl)ether | ND | | ug/L | 24 | 3.5 | 0.94 | 384875 | 10/17/25 | 10/17/25 | TJW |
| 2-Chlorophenol | ND | | ug/L | 9.4 | 3.4 | 0.94 | 384875 | 10/17/25 | 10/17/25 | TJW |
| 1,3-Dichlorobenzene | ND | | ug/L | 9.4 | 3.1 | 0.94 | 384875 | 10/17/25 | 10/17/25 | TJW |
| 1,4-Dichlorobenzene | ND | | ug/L | 9.4 | 3.2 | 0.94 | 384875 | 10/17/25 | 10/17/25 | TJW |
| Benzyl alcohol | ND | | ug/L | 24 | 5.4 | 0.94 | 384875 | 10/17/25 | 10/17/25 | TJW |



Results for any subcontracted analyses are not included in this section.

ENTHALPY ANALYTICAL

# Analysis Results for 544249

| 544249-002 Analyte | Result | Qual | Units | RL | MDL | DF | Batch | Prepared | Analyzed | Chemist |
|---|---|---|---|---|---|---|---|---|---|---|
| 1,2-Dichlorobenzene | ND | | ug/L | 9.4 | 3.1 | 0.94 | 384875 | 10/17/25 | 10/17/25 | TJW |
| bis(2-Chloroisopropyl) ether | ND | | ug/L | 9.4 | 3.6 | 0.94 | 384875 | 10/17/25 | 10/17/25 | TJW |
| N-Nitroso-di-n-propylamine | ND | | ug/L | 9.4 | 3.6 | 0.94 | 384875 | 10/17/25 | 10/17/25 | TJW |
| Hexachloroethane | ND | | ug/L | 9.4 | 2.8 | 0.94 | 384875 | 10/17/25 | 10/17/25 | TJW |
| Nitrobenzene | ND | | ug/L | 24 | 7.9 | 0.94 | 384875 | 10/17/25 | 10/17/25 | TJW |
| Isophorone | ND | | ug/L | 9.4 | 3.5 | 0.94 | 384875 | 10/17/25 | 10/17/25 | TJW |
| 2-Nitrophenol | ND | | ug/L | 9.4 | 5.1 | 0.94 | 384875 | 10/17/25 | 10/17/25 | TJW |
| 2,4-Dimethylphenol | ND | | ug/L | 9.4 | 3.1 | 0.94 | 384875 | 10/17/25 | 10/17/25 | TJW |
| bis(2-Chloroethoxy)methane | ND | | ug/L | 9.4 | 3.5 | 0.94 | 384875 | 10/17/25 | 10/17/25 | TJW |
| 2,4-Dichlorophenol | ND | | ug/L | 9.4 | 3.5 | 0.94 | 384875 | 10/17/25 | 10/17/25 | TJW |
| 1,2,4-Trichlorobenzene | ND | | ug/L | 9.4 | 3.2 | 0.94 | 384875 | 10/17/25 | 10/17/25 | TJW |
| 4-Chloroaniline | ND | | ug/L | 9.4 | 2.9 | 0.94 | 384875 | 10/17/25 | 10/17/25 | TJW |
| Hexachlorobutadiene | ND | | ug/L | 9.4 | 2.1 | 0.94 | 384875 | 10/17/25 | 10/17/25 | TJW |
| 4-Chloro-3-methylphenol | ND | | ug/L | 9.4 | 3.4 | 0.94 | 384875 | 10/17/25 | 10/17/25 | TJW |
| 2-Methylnaphthalene | ND | | ug/L | 9.4 | 3.2 | 0.94 | 384875 | 10/17/25 | 10/17/25 | TJW |
| Hexachlorocyclopentadiene | ND | | ug/L | 24 | 7.4 | 0.94 | 384875 | 10/17/25 | 10/17/25 | TJW |
| 2,4,6-Trichlorophenol | ND | | ug/L | 9.4 | 3.8 | 0.94 | 384875 | 10/17/25 | 10/17/25 | TJW |
| 2,4,5-Trichlorophenol | ND | | ug/L | 9.4 | 3.5 | 0.94 | 384875 | 10/17/25 | 10/17/25 | TJW |
| 2-Chloronaphthalene | ND | | ug/L | 9.4 | 3.2 | 0.94 | 384875 | 10/17/25 | 10/17/25 | TJW |
| 2-Nitroaniline | ND | | ug/L | 47 | 4.1 | 0.94 | 384875 | 10/17/25 | 10/17/25 | TJW |
| Dimethylphthalate | ND | | ug/L | 9.4 | 3.2 | 0.94 | 384875 | 10/17/25 | 10/17/25 | TJW |
| Acenaphthylene | ND | | ug/L | 9.4 | 3.6 | 0.94 | 384875 | 10/17/25 | 10/17/25 | TJW |
| 2,6-Dinitrotoluene | ND | | ug/L | 9.4 | 4.2 | 0.94 | 384875 | 10/17/25 | 10/17/25 | TJW |
| 3-Nitroaniline | ND | | ug/L | 9.4 | 3.8 | 0.94 | 384875 | 10/17/25 | 10/17/25 | TJW |
| Acenaphthene | ND | | ug/L | 9.4 | 3.1 | 0.94 | 384875 | 10/17/25 | 10/17/25 | TJW |
| 2,4-Dinitrophenol | ND | | ug/L | 47 | 14 | 0.94 | 384875 | 10/17/25 | 10/17/25 | TJW |
| 4-Nitrophenol | ND | | ug/L | 9.4 | 8.0 | 0.94 | 384875 | 10/17/25 | 10/17/25 | TJW |
| Dibenzofuran | ND | | ug/L | 9.4 | 3.0 | 0.94 | 384875 | 10/17/25 | 10/17/25 | TJW |
| 2,4-Dinitrotoluene | ND | | ug/L | 9.4 | 4.0 | 0.94 | 384875 | 10/17/25 | 10/17/25 | TJW |
| Diethylphthalate | ND | | ug/L | 9.4 | 2.8 | 0.94 | 384875 | 10/17/25 | 10/17/25 | TJW |
| Fluorene | ND | | ug/L | 9.4 | 2.9 | 0.94 | 384875 | 10/17/25 | 10/17/25 | TJW |
| 4-Chlorophenyl-phenylether | ND | | ug/L | 9.4 | 2.9 | 0.94 | 384875 | 10/17/25 | 10/17/25 | TJW |
| 4-Nitroaniline | ND | | ug/L | 9.4 | 3.2 | 0.94 | 384875 | 10/17/25 | 10/17/25 | TJW |
| 4,6-Dinitro-2-methylphenol | ND | | ug/L | 47 | 16 | 0.94 | 384875 | 10/17/25 | 10/17/25 | TJW |
| N-Nitrosodiphenylamine | ND | | ug/L | 9.4 | 3.7 | 0.94 | 384875 | 10/17/25 | 10/17/25 | TJW |
| 1,2-diphenylhydrazine (as azobenzene) | ND | | ug/L | 9.4 | 2.8 | 0.94 | 384875 | 10/17/25 | 10/17/25 | TJW |
| 4-Bromophenyl-phenylether | ND | | ug/L | 9.4 | 3.1 | 0.94 | 384875 | 10/17/25 | 10/17/25 | TJW |
| Hexachlorobenzene | ND | | ug/L | 9.4 | 2.9 | 0.94 | 384875 | 10/17/25 | 10/17/25 | TJW |
| Pentachlorophenol | ND | | ug/L | 24 | 5.4 | 0.94 | 384875 | 10/17/25 | 10/17/25 | TJW |
| Phenanthrene | ND | | ug/L | 9.4 | 2.8 | 0.94 | 384875 | 10/17/25 | 10/17/25 | TJW |
| Anthracene | ND | | ug/L | 9.4 | 2.6 | 0.94 | 384875 | 10/17/25 | 10/17/25 | TJW |
| Di-n-butylphthalate | ND | | ug/L | 9.4 | 2.8 | 0.94 | 384875 | 10/17/25 | 10/17/25 | TJW |
| Fluoranthene | ND | | ug/L | 9.4 | 2.7 | 0.94 | 384875 | 10/17/25 | 10/17/25 | TJW |
| Benzidine | ND | | ug/L | 47 | 18 | 0.94 | 384875 | 10/17/25 | 10/17/25 | TJW |
| Pyrene | ND | | ug/L | 9.4 | 2.5 | 0.94 | 384875 | 10/17/25 | 10/17/25 | TJW |
| Butylbenzylphthalate | ND | | ug/L | 9.4 | 3.4 | 0.94 | 384875 | 10/17/25 | 10/17/25 | TJW |
| 3,3'-Dichlorobenzidine | ND | | ug/L | 24 | 4.9 | 0.94 | 384875 | 10/17/25 | 10/17/25 | TJW |
| Benzo(a)anthracene | ND | | ug/L | 9.4 | 2.3 | 0.94 | 384875 | 10/17/25 | 10/17/25 | TJW |
| Chrysene | ND | | ug/L | 9.4 | 2.3 | 0.94 | 384875 | 10/17/25 | 10/17/25 | TJW |
| bis(2-Ethylhexyl)phthalate | **3.4** | J | ug/L | 9.4 | 3.1 | 0.94 | 384875 | 10/17/25 | 10/17/25 | TJW |
| Di-n-octylphthalate | ND | | ug/L | 9.4 | 4.4 | 0.94 | 384875 | 10/17/25 | 10/17/25 | TJW |



Results for any subcontracted analyses are not included in this section.

ENTHALPY ANALYTICAL

# Analysis Results for 544249

| 544249-002 Analyte | Result | Qual | Units | RL | MDL | DF | Batch | Prepared | Analyzed | Chemist |
|---|---|---|---|---|---|---|---|---|---|---|
| Benzo(b)fluoranthene | ND | | ug/L | 9.4 | 2.9 | 0.94 | 384875 | 10/17/25 | 10/17/25 | TJW |
| Benzo(k)fluoranthene | ND | | ug/L | 9.4 | 2.9 | 0.94 | 384875 | 10/17/25 | 10/17/25 | TJW |
| Benzo(a)pyrene | ND | | ug/L | 9.4 | 3.0 | 0.94 | 384875 | 10/17/25 | 10/17/25 | TJW |
| Indeno(1,2,3-cd)pyrene | ND | | ug/L | 9.4 | 4.0 | 0.94 | 384875 | 10/17/25 | 10/17/25 | TJW |
| Dibenz(a,h)anthracene | ND | | ug/L | 9.4 | 3.9 | 0.94 | 384875 | 10/17/25 | 10/17/25 | TJW |
| Benzo(g,h,i)perylene | ND | | ug/L | 9.4 | 3.9 | 0.94 | 384875 | 10/17/25 | 10/17/25 | TJW |
| **Surrogates** | | | | **Limits** | | | | | | |
| 2-Fluorophenol | 28% | | %REC | 15-120 | | 0.94 | 384875 | 10/17/25 | 10/17/25 | TJW |
| Phenol-d6 | 22% | | %REC | 15-120 | | 0.94 | 384875 | 10/17/25 | 10/17/25 | TJW |
| 2,4,6-Tribromophenol | 54% | | %REC | 15-140 | | 0.94 | 384875 | 10/17/25 | 10/17/25 | TJW |
| Nitrobenzene-d5 | 38% | | %REC | 15-123 | | 0.94 | 384875 | 10/17/25 | 10/17/25 | TJW |
| 2-Fluorobiphenyl | 39% | | %REC | 15-120 | | 0.94 | 384875 | 10/17/25 | 10/17/25 | TJW |
| Terphenyl-d14 | 55% | | %REC | 15-120 | | 0.94 | 384875 | 10/17/25 | 10/17/25 | TJW |
| Method: SM 4500-CN-E<br>Prep Method: METHOD | | | | | | | | | | |
| Cyanide | ND | | mg/L | 0.025 | 0.0084 | 2.5 | 384795 | 10/16/25 | 10/17/25 | CKN |
| Method: SM 4500-S2-D<br>Prep Method: METHOD | | | | | | | | | | |
| Sulfide | ND | | mg/L | 0.10 | | 1 | 384974 | 10/18/25 | 10/18/25 | TXC |
| Method: SM 5310B<br>Prep Method: SM 5310B | | | | | | | | | | |
| Total Organic Carbon | **45** | | mg/L | 1.0 | 0.49 | 1 | 385011 | 10/19/25 | 10/19/25 | BDR |
| Method: SM 9221B<br>Prep Method: METHOD | | | | | | | | | | |
| Coliform, Total | **>1,600** | | MPN/100ml | 1.8 | | 1 | 384650 | 10/14/25 15:44 | 10/16/25 15:38 | BLV |
| Method: SM 9221F | | | | | | | | | | |
| Coliform, E. Coli | **>1,600** | | MPN/100ml | 1.8 | | 1 | 384650 | 10/14/25 15:44 | 10/16/25 15:38 | BLV |
| Method: SM2130B | | | | | | | | | | |
| Turbidity | **45,000** | | NTU | 20 | 12 | 100 | 384514 | 10/14/25 19:54 | 10/14/25 19:54 | TRR |
| Method: SM2320B<br>Prep Method: METHOD | | | | | | | | | | |
| Bicarbonate | **84** | | mg/L | 6.0 | | 2.5 | 384892 | 10/22/25 | 10/22/25 | ARM |
| Alkalinity, Total as CaCO3 | **82** | | mg/L | 5.0 | | 2.5 | 384892 | 10/22/25 | 10/22/25 | ARM |
| Method: SM2510B<br>Prep Method: METHOD | | | | | | | | | | |
| Specific Conductance | **1,320** | | umhos/cm | 1.0 | | 1 | 384508 | 10/14/25 | 10/14/25 | AAB |
| Method: SM2540C<br>Prep Method: METHOD | | | | | | | | | | |
| Total Dissolved Solids | **1,000** | | mg/L | 20 | | 2 | 385071 | 10/20/25 | 10/21/25 | RDL |
| Method: SM2540D<br>Prep Method: METHOD | | | | | | | | | | |
| Total Suspended Solids | **60,000** | | mg/L | 0.5 | | 1 | 385012 | 10/19/25 | 10/20/25 | RDL |
| Method: SM5210B<br>Prep Method: METHOD | | | | | | | | | | |
| Biochemical Oxygen Demand | **14** | | mg/L | 3.0 | | 1 | 384630 | 10/15/25 13:23 | 10/20/25 14:16 | ARM |
| Method: SM5220D<br>Prep Method: METHOD | | | | | | | | | | |



Results for any subcontracted analyses are not included in this section.

# Analysis Results for 544249

| 544249-002 Analyte | Result | Qual | Units | RL | MDL | DF | Batch | Prepared | Analyzed | Chemist |
|---|---|---|---|---|---|---|---|---|---|---|
| Chemical Oxygen Demand | **1,100** | | mg/L | 4.0 | 2.0 | 1 | 384674 | 10/15/25 | 10/15/25 | RDL |

| | |
|---|---|
| > | Value exceeds indicated concentration |
| BOD5 | Estimated result, under-depleted, highest volume replicate reported |
| C | Presence confirmed, but RPD between columns exceeds 40% |
| J | Estimated value |
| ND | Not Detected |
| b | See narrative |



Results for any subcontracted analyses are not included in this section.

ENTHALPY ANALYTICAL

# Batch QC

| Type: Blank | Lab ID: QC1307285 | Batch: 385673 |
|---|---|---|
| Matrix: Water | Method: EPA 1664A | Prep Method: METHOD |

| QC1307285 Analyte | Result | Qual | Units | RL | MDL | Prepared | Analyzed |
|---|---|---|---|---|---|---|---|
| Total Oil and Grease | ND | | mg/L | 5.0 | 0.97 | 10/26/25 | 10/27/25 |

| Type: Lab Control Sample | Lab ID: QC1307286 | Batch: 385673 |
|---|---|---|
| Matrix: Water | Method: EPA 1664A | Prep Method: METHOD |

| QC1307286 Analyte | Result | Spiked | Units | Recovery | Qual | Limits |
|---|---|---|---|---|---|---|
| Total Oil and Grease | 31.90 | 40.00 | mg/L | 80% | | 78-114 |

| Type: Lab Control Sample Duplicate | Lab ID: QC1307287 | Batch: 385673 |
|---|---|---|
| Matrix: Water | Method: EPA 1664A | Prep Method: METHOD |

| QC1307287 Analyte | Result | Spiked | Units | Recovery | Qual | Limits | RPD | RPD Lim |
|---|---|---|---|---|---|---|---|---|
| Total Oil and Grease | 36.20 | 40.00 | mg/L | 91% | | 78-114 | 13 | 18 |

| Type: Blank | Lab ID: QC1303438 | Batch: 384637 |
|---|---|---|
| Matrix: Water | Method: EPA 200.7 | Prep Method: EPA 3015A |

| QC1303438 Analyte | Result | Qual | Units | RL | MDL | Prepared | Analyzed |
|---|---|---|---|---|---|---|---|
| Calcium | ND | | mg/L | 0.57 | 0.57 | 10/15/25 | 10/15/25 |
| Iron | ND | | mg/L | 0.046 | 0.046 | 10/15/25 | 10/15/25 |
| Magnesium | ND | | mg/L | 0.10 | 0.025 | 10/15/25 | 10/15/25 |
| Potassium | ND | | mg/L | 0.50 | 0.40 | 10/15/25 | 10/15/25 |
| Sodium | ND | | mg/L | 0.50 | 0.35 | 10/15/25 | 10/15/25 |

| Type: Lab Control Sample | Lab ID: QC1303439 | Batch: 384637 |
|---|---|---|
| Matrix: Water | Method: EPA 200.7 | Prep Method: EPA 3015A |

| QC1303439 Analyte | Result | Spiked | Units | Recovery | Qual | Limits |
|---|---|---|---|---|---|---|
| Calcium | 20.63 | 20.40 | mg/L | 101% | | 85-115 |
| Iron | 0.4285 | 0.4000 | mg/L | 107% | | 85-115 |
| Magnesium | 21.05 | 20.40 | mg/L | 103% | | 85-115 |
| Potassium | 25.03 | 24.00 | mg/L | 104% | | 85-115 |
| Sodium | 21.28 | 20.40 | mg/L | 104% | | 85-115 |

ENTHALPY ANALYTICAL

# Batch QC

| Type: | Matrix Spike | Lab ID: | QC1303440 | Batch: | 384637 |
|---|---|---|---|---|---|
| Matrix (Source ID): | Water (544109-001) | Method: | EPA 200.7 | Prep Method: | EPA 3015A |

| QC1303440 Analyte | Result | Source Sample Result | Spiked | Units | Recovery | Qual | Limits | DF |
|---|---|---|---|---|---|---|---|---|
| Calcium | 181.9 | 162.0 | 20.40 | mg/L | 98% | NM | 75-125 | 1 |
| Iron | 8.126 | 7.566 | 0.4000 | mg/L | 140% | NM | 75-125 | 1 |
| Magnesium | 120.6 | 99.13 | 20.40 | mg/L | 105% | NM | 75-125 | 1 |
| Potassium | 32.70 | 7.316 | 24.00 | mg/L | 106% | | 75-125 | 1 |
| Sodium | 648.7 | 634.2 | 20.40 | mg/L | 71% | NM | 75-125 | 1 |

| Type: | Matrix Spike Duplicate | Lab ID: | QC1303441 | Batch: | 384637 |
|---|---|---|---|---|---|
| Matrix (Source ID): | Water (544109-001) | Method: | EPA 200.7 | Prep Method: | EPA 3015A |

| QC1303441 Analyte | Result | Source Sample Result | Spiked | Units | Recovery | Qual | Limits | RPD | RPD Lim | DF |
|---|---|---|---|---|---|---|---|---|---|---|
| Calcium | 182.6 | 162.0 | 20.40 | mg/L | 101% | NM | 75-125 | 0 | 20 | 1 |
| Iron | 8.272 | 7.566 | 0.4000 | mg/L | 176% | NM | 75-125 | 2 | 20 | 1 |
| Magnesium | 121.4 | 99.13 | 20.40 | mg/L | 109% | NM | 75-125 | 1 | 20 | 1 |
| Potassium | 33.00 | 7.316 | 24.00 | mg/L | 107% | | 75-125 | 1 | 20 | 1 |
| Sodium | 646.9 | 634.2 | 20.40 | mg/L | 62% | NM | 75-125 | 0 | 20 | 1 |

| Type: | Serial Dilution | Lab ID: | QC1303562 | Batch: | 384637 |
|---|---|---|---|---|---|
| Matrix (Source ID): | Water (544109-001) | Method: | EPA 200.7 | Prep Method: | EPA 3015A |

| QC1303562 Analyte | Result | Source Sample Result | Units | Qual | RPD | RPD Lim | DF |
|---|---|---|---|---|---|---|---|
| Calcium | 165.6 | 162.0 | mg/L | | | | 5 |
| Iron | 7.760 | 7.566 | mg/L | | | | 5 |
| Magnesium | 99.21 | 99.13 | mg/L | | | | 5 |
| Potassium | 6.571 | 7.316 | mg/L | | | | 5 |
| Sodium | 678.6 | 634.2 | mg/L | | | | 5 |

ENTHALPY ANALYTICAL

# Batch QC

| | | | | | |
|---|---|---|---|---|---|
| **Type:** | **Blank** | **Lab ID:** | **QC1303606** | **Batch:** | **384686** |
| **Matrix:** | **Water** | **Method:** | **EPA 200.8** | **Prep Method:** | **EPA 3015A** |

| QC1303606 Analyte | Result | Qual | Units | RL | MDL | Prepared | Analyzed |
|---|---|---|---|---|---|---|---|
| Antimony | ND | | ug/L | 2.0 | 0.31 | 10/15/25 | 10/15/25 |
| Arsenic | ND | | ug/L | 2.0 | 0.22 | 10/15/25 | 10/15/25 |
| Barium | ND | | ug/L | 5.0 | 0.46 | 10/15/25 | 10/15/25 |
| Beryllium | ND | | ug/L | 1.0 | 0.076 | 10/15/25 | 10/20/25 |
| Boron | ND | | ug/L | 10 | 5.6 | 10/15/25 | 10/17/25 |
| Cadmium | ND | | ug/L | 1.0 | 0.26 | 10/15/25 | 10/15/25 |
| Chromium | ND | | ug/L | 5.0 | 0.34 | 10/15/25 | 10/15/25 |
| Cobalt | ND | | ug/L | 1.0 | 0.074 | 10/15/25 | 10/15/25 |
| Copper | ND | | ug/L | 5.0 | 2.0 | 10/15/25 | 10/15/25 |
| Lead | ND | | ug/L | 5.0 | 0.16 | 10/15/25 | 10/15/25 |
| Manganese | ND | | ug/L | 10 | 4.3 | 10/15/25 | 10/15/25 |
| Nickel | ND | | ug/L | 5.0 | 0.84 | 10/15/25 | 10/15/25 |
| Selenium | ND | | ug/L | 4.0 | 1.6 | 10/15/25 | 10/15/25 |
| Silver | ND | | ug/L | 5.0 | 0.51 | 10/15/25 | 10/15/25 |
| Thallium | ND | | ug/L | 1.0 | 0.19 | 10/15/25 | 10/15/25 |
| Tin | ND | | ug/L | 5.0 | 0.49 | 10/15/25 | 10/15/25 |
| Vanadium | ND | | ug/L | 5.0 | 0.36 | 10/15/25 | 10/15/25 |
| Zinc | ND | | ug/L | 10 | 7.4 | 10/15/25 | 10/15/25 |

| | | | | | |
|---|---|---|---|---|---|
| **Type:** | **Lab Control Sample** | **Lab ID:** | **QC1303624** | **Batch:** | **384686** |
| **Matrix:** | **Water** | **Method:** | **EPA 200.8** | **Prep Method:** | **EPA 3015A** |

| QC1303624 Analyte | Result | Spiked | Units | Recovery | Qual | Limits |
|---|---|---|---|---|---|---|
| Antimony | 103.8 | 100.0 | ug/L | 104% | | 85-115 |
| Arsenic | 98.25 | 100.0 | ug/L | 98% | | 85-115 |
| Barium | 98.34 | 100.0 | ug/L | 98% | | 85-115 |
| Beryllium | 102.9 | 100.0 | ug/L | 103% | | 85-115 |
| Boron | 85.85 | 100.0 | ug/L | 86% | | 85-115 |
| Cadmium | 100.0 | 100.0 | ug/L | 100% | | 85-115 |
| Chromium | 97.18 | 100.0 | ug/L | 97% | | 85-115 |
| Cobalt | 102.3 | 100.0 | ug/L | 102% | | 85-115 |
| Copper | 100.5 | 100.0 | ug/L | 101% | | 85-115 |
| Lead | 97.71 | 100.0 | ug/L | 98% | | 85-115 |
| Manganese | 98.85 | 100.0 | ug/L | 99% | | 85-115 |
| Nickel | 102.3 | 100.0 | ug/L | 102% | | 85-115 |
| Selenium | 95.91 | 100.0 | ug/L | 96% | | 85-115 |
| Silver | 48.69 | 50.00 | ug/L | 97% | | 85-115 |
| Thallium | 98.65 | 100.0 | ug/L | 99% | | 85-115 |
| Tin | 97.18 | 100.0 | ug/L | 97% | | 85-115 |
| Vanadium | 98.85 | 100.0 | ug/L | 99% | | 85-115 |
| Zinc | 97.26 | 100.0 | ug/L | 97% | | 85-115 |

ENTHALPY ANALYTICAL

# Batch QC

| Type: | Matrix Spike | Lab ID: | QC1303650 | Batch: | 384686 |
|---|---|---|---|---|---|
| Matrix (Source ID): | Water (544393-003) | Method: | EPA 200.8 | Prep Method: | EPA 3015A |

| QC1303650 Analyte | Result | Source Sample Result | Spiked | Units | Recovery | Qual | Limits | DF |
|---|---|---|---|---|---|---|---|---|
| Antimony | 104.4 | 4.617 | 100.0 | ug/L | 100% | | 70-130 | 1 |
| Arsenic | 98.49 | 2.861 | 100.0 | ug/L | 96% | | 70-130 | 1 |
| Barium | 196.7 | 100.9 | 100.0 | ug/L | 96% | | 70-130 | 1 |
| Beryllium | 91.88 | ND | 100.0 | ug/L | 92% | | 70-130 | 1 |
| Boron | 189.9 | 87.46 | 100.0 | ug/L | 102% | | 70-130 | 10 |
| Cadmium | 100.6 | 2.377 | 100.0 | ug/L | 98% | | 70-130 | 1 |
| Chromium | 107.9 | 11.79 | 100.0 | ug/L | 96% | | 70-130 | 1 |
| Cobalt | 107.0 | 6.562 | 100.0 | ug/L | 100% | | 70-130 | 1 |
| Copper | 303.2 | 203.7 | 100.0 | ug/L | 100% | | 70-130 | 1 |
| Lead | 203.1 | 105.8 | 100.0 | ug/L | 97% | | 70-130 | 1 |
| Manganese | 257.4 | 162.1 | 100.0 | ug/L | 95% | | 70-130 | 1 |
| Nickel | 142.0 | 42.17 | 100.0 | ug/L | 100% | | 70-130 | 1 |
| Selenium | 94.36 | ND | 100.0 | ug/L | 94% | | 70-130 | 1 |
| Silver | 48.04 | 0.7960 | 50.00 | ug/L | 94% | | 70-130 | 1 |
| Thallium | 93.65 | ND | 100.0 | ug/L | 94% | | 70-130 | 1 |
| Tin | 86.50 | 1.726 | 100.0 | ug/L | 85% | | 70-130 | 1 |
| Vanadium | 105.4 | 7.666 | 100.0 | ug/L | 98% | | 70-130 | 1 |
| Zinc | 1,046 | 971.4 | 100.0 | ug/L | 75% | E,NM | 70-130 | 1 |

| Type: | Matrix Spike Duplicate | Lab ID: | QC1303651 | Batch: | 384686 |
|---|---|---|---|---|---|
| Matrix (Source ID): | Water (544393-003) | Method: | EPA 200.8 | Prep Method: | EPA 3015A |

| QC1303651 Analyte | Result | Source Sample Result | Spiked | Units | Recovery | Qual | Limits | RPD | RPD Lim | DF |
|---|---|---|---|---|---|---|---|---|---|---|
| Antimony | 109.5 | 4.617 | 100.0 | ug/L | 105% | | 70-130 | 5 | 20 | 1 |
| Arsenic | 101.7 | 2.861 | 100.0 | ug/L | 99% | | 70-130 | 3 | 20 | 1 |
| Barium | 191.8 | 100.9 | 100.0 | ug/L | 91% | | 70-130 | 3 | 20 | 1 |
| Beryllium | 95.36 | ND | 100.0 | ug/L | 95% | | 70-130 | 4 | 20 | 1 |
| Boron | 185.7 | 87.46 | 100.0 | ug/L | 98% | | 70-130 | 2 | 20 | 10 |
| Cadmium | 104.8 | 2.377 | 100.0 | ug/L | 102% | | 70-130 | 4 | 20 | 1 |
| Chromium | 107.3 | 11.79 | 100.0 | ug/L | 96% | | 70-130 | 1 | 20 | 1 |
| Cobalt | 109.1 | 6.562 | 100.0 | ug/L | 103% | | 70-130 | 2 | 20 | 1 |
| Copper | 298.3 | 203.7 | 100.0 | ug/L | 95% | | 70-130 | 2 | 20 | 1 |
| Lead | 200.5 | 105.8 | 100.0 | ug/L | 95% | | 70-130 | 1 | 20 | 1 |
| Manganese | 252.7 | 162.1 | 100.0 | ug/L | 91% | | 70-130 | 2 | 20 | 1 |
| Nickel | 143.5 | 42.17 | 100.0 | ug/L | 101% | | 70-130 | 1 | 20 | 1 |
| Selenium | 97.86 | ND | 100.0 | ug/L | 98% | | 70-130 | 4 | 20 | 1 |
| Silver | 50.05 | 0.7960 | 50.00 | ug/L | 98% | | 70-130 | 4 | 20 | 1 |
| Thallium | 97.89 | ND | 100.0 | ug/L | 98% | | 70-130 | 4 | 20 | 1 |
| Tin | 89.08 | 1.726 | 100.0 | ug/L | 87% | | 70-130 | 3 | 20 | 1 |
| Vanadium | 107.9 | 7.666 | 100.0 | ug/L | 100% | | 70-130 | 2 | 20 | 1 |
| Zinc | 1,037 | 971.4 | 100.0 | ug/L | 66% | E,NM | 70-130 | | 20 | 1 |

ENTHALPY ANALYTICAL

# Batch QC

| | | | | | |
|---|---|---|---|---|---|
| **Type:** | **Blank** | **Lab ID:** | **QC1303307** | **Batch:** | **384600** |
| **Matrix:** | **Water** | **Method:** | **EPA 245.1** | **Prep Method:** | **EPA 245.1** |

| QC1303307 Analyte | Result | Qual | Units | RL | MDL | Prepared | Analyzed |
|---|---|---|---|---|---|---|---|
| Mercury | ND | | ug/L | 0.40 | 0.032 | 10/15/25 | 10/15/25 |

| | | | | | |
|---|---|---|---|---|---|
| **Type:** | **Lab Control Sample** | **Lab ID:** | **QC1303308** | **Batch:** | **384600** |
| **Matrix:** | **Filtrate** | **Method:** | **EPA 245.1** | **Prep Method:** | **EPA 245.1** |

| QC1303308 Analyte | Result | Spiked | Units | Recovery | Qual | Limits |
|---|---|---|---|---|---|---|
| Mercury | 4.634 | 5.000 | ug/L | 93% | | 85-115 |

| | | | | | |
|---|---|---|---|---|---|
| **Type:** | **Matrix Spike** | **Lab ID:** | **QC1303309** | **Batch:** | **384600** |
| **Matrix (Source ID):** | **Water (544104-001)** | **Method:** | **EPA 245.1** | **Prep Method:** | **EPA 245.1** |

| QC1303309 Analyte | Result | Source Sample Result | Spiked | Units | Recovery | Qual | Limits | DF |
|---|---|---|---|---|---|---|---|---|
| Mercury | 4.815 | 0.07353 | 5.000 | ug/L | 95% | | 75-125 | 1 |

| | | | | | |
|---|---|---|---|---|---|
| **Type:** | **Matrix Spike Duplicate** | **Lab ID:** | **QC1303310** | **Batch:** | **384600** |
| **Matrix (Source ID):** | **Water (544104-001)** | **Method:** | **EPA 245.1** | **Prep Method:** | **EPA 245.1** |

| QC1303310 Analyte | Result | Source Sample Result | Spiked | Units | Recovery | Qual | Limits | RPD | RPD Lim | DF |
|---|---|---|---|---|---|---|---|---|---|---|
| Mercury | 4.989 | 0.07353 | 5.000 | ug/L | 98% | | 75-125 | 4 | 20 | 1 |

| | | | | | |
|---|---|---|---|---|---|
| **Type:** | **Matrix Spike** | **Lab ID:** | **QC1303311** | **Batch:** | **384600** |
| **Matrix (Source ID):** | **Water (544318-001)** | **Method:** | **EPA 245.1** | **Prep Method:** | **EPA 245.1** |

| QC1303311 Analyte | Result | Source Sample Result | Spiked | Units | Recovery | Qual | Limits | DF |
|---|---|---|---|---|---|---|---|---|
| Mercury | 4.561 | ND | 5.000 | ug/L | 91% | | 75-125 | 1 |

| | | | | | |
|---|---|---|---|---|---|
| **Type:** | **Matrix Spike Duplicate** | **Lab ID:** | **QC1303312** | **Batch:** | **384600** |
| **Matrix (Source ID):** | **Water (544318-001)** | **Method:** | **EPA 245.1** | **Prep Method:** | **EPA 245.1** |

| QC1303312 Analyte | Result | Source Sample Result | Spiked | Units | Recovery | Qual | Limits | RPD | RPD Lim | DF |
|---|---|---|---|---|---|---|---|---|---|---|
| Mercury | 4.628 | ND | 5.000 | ug/L | 93% | | 75-125 | 1 | 20 | 1 |

ENTHALPY ANALYTICAL

# Batch QC

| | | | | | |
|---|---|---|---|---|---|
| **Type:** | **Blank** | **Lab ID:** | **QC1302934** | **Batch:** | **384467** |
| **Matrix:** | **Water** | **Method:** | **EPA 300.0** | **Prep Method:** | **METHOD** |

| QC1302934 Analyte | Result | Qual | Units | RL | MDL | Prepared | Analyzed |
|---|---|---|---|---|---|---|---|
| Fluoride | ND | | mg/L | 0.20 | 0.059 | 10/14/25 11:45 | 10/14/25 12:29 |
| Chloride | ND | | mg/L | 1.0 | 0.26 | 10/14/25 11:45 | 10/14/25 12:29 |
| Nitrogen, Nitrite | ND | | mg/L | 0.10 | 0.02 | 10/14/25 11:45 | 10/14/25 12:29 |
| Bromide | ND | | mg/L | 0.30 | 0.061 | 10/14/25 11:45 | 10/14/25 12:29 |
| Nitrogen, Nitrate | ND | | mg/L | 0.10 | 0.05 | 10/14/25 11:45 | 10/14/25 12:29 |
| Sulfate | ND | | mg/L | 1.0 | 0.18 | 10/14/25 11:45 | 10/14/25 12:29 |

| | | | | | |
|---|---|---|---|---|---|
| **Type:** | **Lab Control Sample** | **Lab ID:** | **QC1302935** | **Batch:** | **384467** |
| **Matrix:** | **Water** | **Method:** | **EPA 300.0** | **Prep Method:** | **METHOD** |

| QC1302935 Analyte | Result | Spiked | Units | Recovery | Qual | Limits |
|---|---|---|---|---|---|---|
| Fluoride | 9.564 | 10.00 | mg/L | 96% | | 90-110 |
| Chloride | 48.58 | 50.00 | mg/L | 97% | | 90-110 |
| Nitrogen, Nitrite | 4.707 | 4.567 | mg/L | 103% | | 90-110 |
| Bromide | 15.44 | 15.00 | mg/L | 103% | | 90-110 |
| Nitrogen, Nitrate | 4.600 | 4.518 | mg/L | 102% | | 90-110 |
| Sulfate | 25.73 | 25.00 | mg/L | 103% | | 90-110 |

| | | | | | |
|---|---|---|---|---|---|
| **Type:** | **Matrix Spike** | **Lab ID:** | **QC1302936** | **Batch:** | **384467** |
| **Matrix (Source ID):** | **Water (544109-001)** | **Method:** | **EPA 300.0** | **Prep Method:** | **METHOD** |

| QC1302936 Analyte | Result | Source Sample Result | Spiked | Units | Recovery | Qual | Limits | DF |
|---|---|---|---|---|---|---|---|---|
| Fluoride | 19.57 | 0.2104 | 20.00 | mg/L | 97% | | 80-129 | 1 |
| Chloride | 483.5 | 480.0 | 100.0 | mg/L | 3% | E,NM | 80-123 | 1 |
| Nitrogen, Nitrite | 8.940 | ND | 9.134 | mg/L | 98% | | 80-122 | 1 |
| Bromide | 16.74 | 1.780 | 15.00 | mg/L | 100% | | 80-121 | 1 |
| Nitrogen, Nitrate | 9.153 | ND | 9.036 | mg/L | 101% | | 80-123 | 1 |
| Sulfate | 636.5 | 872.3 | 50.00 | mg/L | -472% | E,NM | 79-124 | 1 |

| | | | | | |
|---|---|---|---|---|---|
| **Type:** | **Matrix Spike Duplicate** | **Lab ID:** | **QC1302937** | **Batch:** | **384467** |
| **Matrix (Source ID):** | **Water (544109-001)** | **Method:** | **EPA 300.0** | **Prep Method:** | **METHOD** |

| QC1302937 Analyte | Result | Source Sample Result | Spiked | Units | Recovery | Qual | Limits | RPD | RPD Lim | DF |
|---|---|---|---|---|---|---|---|---|---|---|
| Fluoride | 19.92 | 0.2104 | 20.00 | mg/L | 99% | | 80-129 | 2 | 21 | 1 |
| Chloride | 484.5 | 480.0 | 100.0 | mg/L | 4% | E,NM | 80-123 | | 20 | 1 |
| Nitrogen, Nitrite | 9.112 | ND | 9.134 | mg/L | 100% | | 80-122 | 2 | 21 | 1 |
| Bromide | 17.00 | 1.780 | 15.00 | mg/L | 101% | | 80-121 | 2 | 20 | 1 |
| Nitrogen, Nitrate | 9.279 | ND | 9.036 | mg/L | 103% | | 80-123 | 1 | 20 | 1 |
| Sulfate | 636.7 | 872.3 | 50.00 | mg/L | -471% | E,NM | 79-124 | | 20 | 1 |

ENTHALPY ANALYTICAL

# Batch QC

| Type: | Matrix Spike | Lab ID: | QC1302956 | Batch: | 384467 |
|---|---|---|---|---|---|
| Matrix (Source ID): | Water (544141-001) | Method: | EPA 300.0 | Prep Method: | METHOD |

| QC1302956 Analyte | Result | Source Sample Result | Spiked | Units | Recovery | Qual | Limits | DF |
|---|---|---|---|---|---|---|---|---|
| Fluoride | 19.99 | 0.3343 | 20.00 | mg/L | 98% | | 80-129 | 1 |
| Chloride | 367.7 | 294.4 | 100.0 | mg/L | 73% | E,* | 80-123 | 1 |
| Nitrogen, Nitrite | 9.107 | ND | 9.134 | mg/L | 100% | | 80-122 | 1 |
| Bromide | 16.23 | 1.121 | 15.00 | mg/L | 101% | | 80-121 | 1 |
| Nitrogen, Nitrate | 10.32 | 1.104 | 9.036 | mg/L | 102% | | 80-123 | 1 |
| Sulfate | 340.2 | 345.3 | 50.00 | mg/L | -10% | E,NM | 79-124 | 1 |

| Type: | Matrix Spike Duplicate | Lab ID: | QC1302957 | Batch: | 384467 |
|---|---|---|---|---|---|
| Matrix (Source ID): | Water (544141-001) | Method: | EPA 300.0 | Prep Method: | METHOD |

| QC1302957 Analyte | Result | Source Sample Result | Spiked | Units | Recovery | Qual | Limits | RPD | RPD Lim | DF |
|---|---|---|---|---|---|---|---|---|---|---|
| Fluoride | 20.10 | 0.3343 | 20.00 | mg/L | 99% | | 80-129 | 1 | 21 | 1 |
| Chloride | 368.1 | 294.4 | 100.0 | mg/L | 74% | E,* | 80-123 | | 20 | 1 |
| Nitrogen, Nitrite | 9.157 | ND | 9.134 | mg/L | 100% | | 80-122 | 1 | 21 | 1 |
| Bromide | 16.30 | 1.121 | 15.00 | mg/L | 101% | | 80-121 | 0 | 20 | 1 |
| Nitrogen, Nitrate | 10.35 | 1.104 | 9.036 | mg/L | 102% | | 80-123 | 0 | 20 | 1 |
| Sulfate | 340.4 | 345.3 | 50.00 | mg/L | -10% | E,NM | 79-124 | | 20 | 1 |

| Type: | Blank | Lab ID: | QC1303285 | Batch: | 384593 |
|---|---|---|---|---|---|
| Matrix: | Water | Method: | EPA 350.1 | Prep Method: | METHOD |

| QC1303285 Analyte | Result | Qual | Units | RL | MDL | Prepared | Analyzed |
|---|---|---|---|---|---|---|---|
| Ammonia-N | ND | | mg/L | 0.10 | 0.050 | 10/15/25 | 10/15/25 |

| Type: | Lab Control Sample | Lab ID: | QC1303286 | Batch: | 384593 |
|---|---|---|---|---|---|
| Matrix: | Water | Method: | EPA 350.1 | Prep Method: | METHOD |

| QC1303286 Analyte | Result | Spiked | Units | Recovery | Qual | Limits |
|---|---|---|---|---|---|---|
| Ammonia-N | 0.9351 | 1.000 | mg/L | 94% | | 90-110 |

| Type: | Matrix Spike | Lab ID: | QC1303352 | Batch: | 384593 |
|---|---|---|---|---|---|
| Matrix (Source ID): | Water (543965-001) | Method: | EPA 350.1 | Prep Method: | METHOD |

| QC1303352 Analyte | Result | Source Sample Result | Spiked | Units | Recovery | Qual | Limits | DF |
|---|---|---|---|---|---|---|---|---|
| Ammonia-N | 0.8875 | ND | 1.000 | mg/L | 89% | * | 90-110 | 1 |

ENTHALPY ANALYTICAL

# Batch QC

| | | | |
|---|---|---|---|
| **Type:** | Matrix Spike Duplicate | **Lab ID:** | QC1303353 |
| **Matrix (Source ID):** | Water (543965-001) | **Method:** | EPA 350.1 |
| **Batch:** | 384593 | | |
| **Prep Method:** | METHOD | | |

| QC1303353 Analyte | Result | Source Sample Result | Spiked | Units | Recovery | Qual | Limits | RPD | RPD Lim | DF |
|---|---|---|---|---|---|---|---|---|---|---|
| Ammonia-N | 0.9334 | ND | 1.000 | mg/L | 93% | | 90-110 | 5 | 20 | 1 |

| | | | |
|---|---|---|---|
| **Type:** | Matrix Spike | **Lab ID:** | QC1303354 |
| **Matrix (Source ID):** | Water (544104-001) | **Method:** | EPA 350.1 |
| **Batch:** | 384593 | | |
| **Prep Method:** | METHOD | | |

| QC1303354 Analyte | Result | Source Sample Result | Spiked | Units | Recovery | Qual | Limits | DF |
|---|---|---|---|---|---|---|---|---|
| Ammonia-N | 0.9304 | ND | 1.000 | mg/L | 93% | | 90-110 | 1 |

| | | | |
|---|---|---|---|
| **Type:** | Matrix Spike Duplicate | **Lab ID:** | QC1303355 |
| **Matrix (Source ID):** | Water (544104-001) | **Method:** | EPA 350.1 |
| **Batch:** | 384593 | | |
| **Prep Method:** | METHOD | | |

| QC1303355 Analyte | Result | Source Sample Result | Spiked | Units | Recovery | Qual | Limits | RPD | RPD Lim | DF |
|---|---|---|---|---|---|---|---|---|---|---|
| Ammonia-N | 0.9259 | ND | 1.000 | mg/L | 93% | | 90-110 | 0 | 20 | 1 |

| | | | |
|---|---|---|---|
| **Type:** | Blank | **Lab ID:** | QC1308447 |
| **Matrix:** | Water | **Method:** | EPA 420.1 |
| **Batch:** | 386078 | | |
| **Prep Method:** | METHOD | | |

| QC1308447 Analyte | Result | Qual | Units | RL | MDL | Prepared | Analyzed |
|---|---|---|---|---|---|---|---|
| Total Phenolics | ND | | mg/L | 0.010 | 0.0065 | 10/30/25 | 10/30/25 |

| | | | |
|---|---|---|---|
| **Type:** | Lab Control Sample | **Lab ID:** | QC1308448 |
| **Matrix:** | Water | **Method:** | EPA 420.1 |
| **Batch:** | 386078 | | |
| **Prep Method:** | METHOD | | |

| QC1308448 Analyte | Result | Spiked | Units | Recovery | Qual | Limits |
|---|---|---|---|---|---|---|
| Total Phenolics | 0.07800 | 0.08000 | mg/L | 98% | | 80-120 |

| | | | |
|---|---|---|---|
| **Type:** | Lab Control Sample Duplicate | **Lab ID:** | QC1308449 |
| **Matrix:** | Water | **Method:** | EPA 420.1 |
| **Batch:** | 386078 | | |
| **Prep Method:** | METHOD | | |

| QC1308449 Analyte | Result | Spiked | Units | Recovery | Qual | Limits | RPD | RPD Lim |
|---|---|---|---|---|---|---|---|---|
| Total Phenolics | 0.07700 | 0.08000 | mg/L | 96% | | 80-120 | 1 | 20 |

ENTHALPY ANALYTICAL

# Batch QC

| Type: Blank | Lab ID: QC1304299 | Batch: 384875 |
|---|---|---|
| Matrix: Water | | |

| QC1304299 Analyte | Result | Qual | Units | RL | MDL | Prepared | Analyzed |
|---|---|---|---|---|---|---|---|
| Method: EPA 625.1<br>Prep Method: EPA 3510C | | | | | | | |
| Pyridine | ND | | ug/L | 10 | 2.8 | 10/17/25 | 10/17/25 |
| Phenol | ND | | ug/L | 10 | 2.1 | 10/17/25 | 10/17/25 |
| 2-Methylphenol | ND | | ug/L | 10 | 3.2 | 10/17/25 | 10/17/25 |
| 3-,4-Methylphenol | ND | | ug/L | 10 | 3.0 | 10/17/25 | 10/17/25 |
| Benzoic acid | ND | | ug/L | 50 | 11 | 10/17/25 | 10/17/25 |
| Naphthalene | ND | | ug/L | 10 | 3.6 | 10/17/25 | 10/17/25 |
| Cresol | ND | | ug/L | 10 | | 10/17/25 | 10/17/25 |
| Method: EPA 8270C<br>Prep Method: EPA 3510C | | | | | | | |
| Carbazole | ND | | ug/L | 10 | 2.8 | 10/17/25 | 10/17/25 |
| N-Nitrosodimethylamine | ND | | ug/L | 10 | 2.9 | 10/17/25 | 10/17/25 |
| Aniline | ND | | ug/L | 10 | 2.8 | 10/17/25 | 10/17/25 |
| bis(2-Chloroethyl)ether | ND | | ug/L | 25 | 3.7 | 10/17/25 | 10/17/25 |
| 2-Chlorophenol | ND | | ug/L | 10 | 3.6 | 10/17/25 | 10/17/25 |
| 1,3-Dichlorobenzene | ND | | ug/L | 10 | 3.3 | 10/17/25 | 10/17/25 |
| 1,4-Dichlorobenzene | ND | | ug/L | 10 | 3.4 | 10/17/25 | 10/17/25 |
| Benzyl alcohol | ND | | ug/L | 25 | 5.8 | 10/17/25 | 10/17/25 |
| 1,2-Dichlorobenzene | ND | | ug/L | 10 | 3.3 | 10/17/25 | 10/17/25 |
| bis(2-Chloroisopropyl) ether | ND | | ug/L | 10 | 3.8 | 10/17/25 | 10/17/25 |
| N-Nitroso-di-n-propylamine | ND | | ug/L | 10 | 3.9 | 10/17/25 | 10/17/25 |
| Hexachloroethane | ND | | ug/L | 10 | 3.0 | 10/17/25 | 10/17/25 |
| Nitrobenzene | ND | | ug/L | 25 | 8.4 | 10/17/25 | 10/17/25 |
| Isophorone | ND | | ug/L | 10 | 3.7 | 10/17/25 | 10/17/25 |
| 2-Nitrophenol | ND | | ug/L | 10 | 5.4 | 10/17/25 | 10/17/25 |
| 2,4-Dimethylphenol | ND | | ug/L | 10 | 3.2 | 10/17/25 | 10/17/25 |
| bis(2-Chloroethoxy)methane | ND | | ug/L | 10 | 3.7 | 10/17/25 | 10/17/25 |
| 2,4-Dichlorophenol | ND | | ug/L | 10 | 3.7 | 10/17/25 | 10/17/25 |
| 1,2,4-Trichlorobenzene | ND | | ug/L | 10 | 3.4 | 10/17/25 | 10/17/25 |
| 4-Chloroaniline | ND | | ug/L | 10 | 3.1 | 10/17/25 | 10/17/25 |
| Hexachlorobutadiene | ND | | ug/L | 10 | 2.2 | 10/17/25 | 10/17/25 |
| 4-Chloro-3-methylphenol | ND | | ug/L | 10 | 3.6 | 10/17/25 | 10/17/25 |
| 2-Methylnaphthalene | ND | | ug/L | 10 | 3.4 | 10/17/25 | 10/17/25 |
| Hexachlorocyclopentadiene | ND | | ug/L | 25 | 7.8 | 10/17/25 | 10/17/25 |
| 2,4,6-Trichlorophenol | ND | | ug/L | 10 | 4.1 | 10/17/25 | 10/17/25 |
| 2,4,5-Trichlorophenol | ND | | ug/L | 10 | 3.7 | 10/17/25 | 10/17/25 |
| 2-Chloronaphthalene | ND | | ug/L | 10 | 3.4 | 10/17/25 | 10/17/25 |
| 2-Nitroaniline | ND | | ug/L | 50 | 4.3 | 10/17/25 | 10/17/25 |
| Dimethylphthalate | ND | | ug/L | 10 | 3.4 | 10/17/25 | 10/17/25 |
| Acenaphthylene | ND | | ug/L | 10 | 3.9 | 10/17/25 | 10/17/25 |
| 2,6-Dinitrotoluene | ND | | ug/L | 10 | 4.4 | 10/17/25 | 10/17/25 |
| 3-Nitroaniline | ND | | ug/L | 10 | 4.0 | 10/17/25 | 10/17/25 |
| Acenaphthene | ND | | ug/L | 10 | 3.2 | 10/17/25 | 10/17/25 |
| 2,4-Dinitrophenol | ND | | ug/L | 50 | 15 | 10/17/25 | 10/17/25 |
| 4-Nitrophenol | ND | | ug/L | 10 | 8.5 | 10/17/25 | 10/17/25 |
| Dibenzofuran | ND | | ug/L | 10 | 3.2 | 10/17/25 | 10/17/25 |

ENTHALPY ANALYTICAL

## Batch QC

| QC1304299 Analyte | Result | Qual | Units | RL | MDL | Prepared | Analyzed |
|---|---|---|---|---|---|---|---|
| 2,4-Dinitrotoluene | ND | | ug/L | 10 | 4.3 | 10/17/25 | 10/17/25 |
| Diethylphthalate | ND | | ug/L | 10 | 2.9 | 10/17/25 | 10/17/25 |
| Fluorene | ND | | ug/L | 10 | 3.1 | 10/17/25 | 10/17/25 |
| 4-Chlorophenyl-phenylether | ND | | ug/L | 10 | 3.1 | 10/17/25 | 10/17/25 |
| 4-Nitroaniline | ND | | ug/L | 10 | 3.3 | 10/17/25 | 10/17/25 |
| 4,6-Dinitro-2-methylphenol | ND | | ug/L | 50 | 17 | 10/17/25 | 10/17/25 |
| N-Nitrosodiphenylamine | ND | | ug/L | 10 | 4.0 | 10/17/25 | 10/17/25 |
| 1,2-diphenylhydrazine (as azobenzene) | ND | | ug/L | 10 | 2.9 | 10/17/25 | 10/17/25 |
| 4-Bromophenyl-phenylether | ND | | ug/L | 10 | 3.3 | 10/17/25 | 10/17/25 |
| Hexachlorobenzene | ND | | ug/L | 10 | 3.0 | 10/17/25 | 10/17/25 |
| Pentachlorophenol | ND | | ug/L | 25 | 5.7 | 10/17/25 | 10/17/25 |
| Phenanthrene | ND | | ug/L | 10 | 2.9 | 10/17/25 | 10/17/25 |
| Anthracene | ND | | ug/L | 10 | 2.8 | 10/17/25 | 10/17/25 |
| Di-n-butylphthalate | ND | | ug/L | 10 | 3.0 | 10/17/25 | 10/17/25 |
| Fluoranthene | ND | | ug/L | 10 | 2.8 | 10/17/25 | 10/17/25 |
| Benzidine | ND | | ug/L | 50 | 19 | 10/17/25 | 10/17/25 |
| Pyrene | ND | | ug/L | 10 | 2.7 | 10/17/25 | 10/17/25 |
| Butylbenzylphthalate | ND | | ug/L | 10 | 3.6 | 10/17/25 | 10/17/25 |
| 3,3'-Dichlorobenzidine | ND | | ug/L | 25 | 5.2 | 10/17/25 | 10/17/25 |
| Benzo(a)anthracene | ND | | ug/L | 10 | 2.4 | 10/17/25 | 10/17/25 |
| Chrysene | ND | | ug/L | 10 | 2.5 | 10/17/25 | 10/17/25 |
| bis(2-Ethylhexyl)phthalate | ND | | ug/L | 10 | 3.3 | 10/17/25 | 10/17/25 |
| Di-n-octylphthalate | ND | | ug/L | 10 | 4.7 | 10/17/25 | 10/17/25 |
| Benzo(b)fluoranthene | ND | | ug/L | 10 | 3.0 | 10/17/25 | 10/17/25 |
| Benzo(k)fluoranthene | ND | | ug/L | 10 | 3.1 | 10/17/25 | 10/17/25 |
| Benzo(a)pyrene | ND | | ug/L | 10 | 3.1 | 10/17/25 | 10/17/25 |
| Indeno(1,2,3-cd)pyrene | ND | | ug/L | 10 | 4.2 | 10/17/25 | 10/17/25 |
| Dibenz(a,h)anthracene | ND | | ug/L | 10 | 4.2 | 10/17/25 | 10/17/25 |
| Benzo(g,h,i)perylene | ND | | ug/L | 10 | 4.1 | 10/17/25 | 10/17/25 |
| **Surrogates** | | | | **Limits** | | | |
| 2-Fluorophenol | 53% | | %REC | 15-120 | | 10/17/25 | 10/17/25 |
| Phenol-d6 | 34% | | %REC | 15-120 | | 10/17/25 | 10/17/25 |
| 2,4,6-Tribromophenol | 84% | | %REC | 15-140 | | 10/17/25 | 10/17/25 |
| Nitrobenzene-d5 | 89% | | %REC | 15-123 | | 10/17/25 | 10/17/25 |
| 2-Fluorobiphenyl | 91% | | %REC | 15-120 | | 10/17/25 | 10/17/25 |
| Terphenyl-d14 | 106% | | %REC | 15-120 | | 10/17/25 | 10/17/25 |

ENTHALPY ANALYTICAL

# Batch QC

| | | | | | |
|---|---|---|---|---|---|
| **Type:** | **Lab Control Sample** | **Lab ID:** | **QC1304300** | **Batch:** | **384875** |
| **Matrix:** | **Water** | **Method:** | **EPA 8270C** | **Prep Method:** | **EPA 3510C** |

| QC1304300 Analyte | Result | Spiked | Units | Recovery | Qual | Limits |
|---|---|---|---|---|---|---|
| Phenol | 29.25 | 75.00 | ug/L | 39% | | 14-120 |
| 2-Chlorophenol | 64.81 | 75.00 | ug/L | 86% | | 46-120 |
| 1,4-Dichlorobenzene | 59.91 | 75.00 | ug/L | 80% | | 42-120 |
| 3-,4-Methylphenol | 57.55 | 75.00 | ug/L | 77% | | 40-120 |
| N-Nitroso-di-n-propylamine | 76.61 | 75.00 | ug/L | 102% | | 54-121 |
| 2,4-Dimethylphenol | 74.26 | 75.00 | ug/L | 99% | | 48-120 |
| 1,2,4-Trichlorobenzene | 64.45 | 75.00 | ug/L | 86% | | 45-120 |
| 4-Chloro-3-methylphenol | 72.78 | 75.00 | ug/L | 97% | | 60-121 |
| 2,4,5-Trichlorophenol | 73.85 | 75.00 | ug/L | 98% | | 62-124 |
| Acenaphthene | 68.71 | 75.00 | ug/L | 92% | | 56-120 |
| 4-Nitrophenol | 31.43 | 75.00 | ug/L | 42% | | 17-120 |
| 2,4-Dinitrotoluene | 79.32 | 75.00 | ug/L | 106% | | 69-127 |
| Pentachlorophenol | 63.84 | 75.00 | ug/L | 85% | | 51-120 |
| Pyrene | 74.70 | 75.00 | ug/L | 100% | | 68-123 |
| Chrysene | 71.08 | 75.00 | ug/L | 95% | | 66-120 |
| Benzo(b)fluoranthene | 74.33 | 75.00 | ug/L | 99% | | 67-120 |
| **Surrogates** | | | | | | |
| 2-Fluorophenol | 21.78 | 40.00 | ug/L | 54% | | 15-120 |
| Phenol-d6 | 14.38 | 40.00 | ug/L | 36% | | 15-120 |
| 2,4,6-Tribromophenol | 37.09 | 40.00 | ug/L | 93% | | 15-140 |
| Nitrobenzene-d5 | 37.68 | 40.00 | ug/L | 94% | | 15-123 |
| 2-Fluorobiphenyl | 35.93 | 40.00 | ug/L | 90% | | 15-120 |
| Terphenyl-d14 | 39.75 | 40.00 | ug/L | 99% | | 15-120 |

ENTHALPY ANALYTICAL

# Batch QC

| | | | | | |
|---|---|---|---|---|---|
| **Type:** | **Lab Control Sample Duplicate** | **Lab ID:** | **QC1304301** | **Batch:** | **384875** |
| **Matrix:** | **Water** | **Method:** | **EPA 8270C** | **Prep Method:** | **EPA 3510C** |

| QC1304301 Analyte | Result | Spiked | Units | Recovery | Qual | Limits | RPD | RPD Lim |
|---|---|---|---|---|---|---|---|---|
| Phenol | 29.48 | 75.00 | ug/L | 39% | | 14-120 | 1 | 52 |
| 2-Chlorophenol | 63.38 | 75.00 | ug/L | 85% | | 46-120 | 2 | 52 |
| 1,4-Dichlorobenzene | 58.30 | 75.00 | ug/L | 78% | | 42-120 | 3 | 53 |
| 3-,4-Methylphenol | 56.62 | 75.00 | ug/L | 75% | | 40-120 | 2 | 51 |
| N-Nitroso-di-n-propylamine | 72.82 | 75.00 | ug/L | 97% | | 54-121 | 5 | 52 |
| 2,4-Dimethylphenol | 71.00 | 75.00 | ug/L | 95% | | 48-120 | 4 | 52 |
| 1,2,4-Trichlorobenzene | 64.28 | 75.00 | ug/L | 86% | | 45-120 | 0 | 54 |
| 4-Chloro-3-methylphenol | 70.68 | 75.00 | ug/L | 94% | | 60-121 | 3 | 47 |
| 2,4,5-Trichlorophenol | 72.39 | 75.00 | ug/L | 97% | | 62-124 | 2 | 46 |
| Acenaphthene | 67.58 | 75.00 | ug/L | 90% | | 56-120 | 2 | 46 |
| 4-Nitrophenol | 32.50 | 75.00 | ug/L | 43% | | 17-120 | 3 | 44 |
| 2,4-Dinitrotoluene | 80.05 | 75.00 | ug/L | 107% | | 69-127 | 1 | 40 |
| Pentachlorophenol | 63.28 | 75.00 | ug/L | 84% | | 51-120 | 1 | 42 |
| Pyrene | 76.35 | 75.00 | ug/L | 102% | | 68-123 | 2 | 39 |
| Chrysene | 73.32 | 75.00 | ug/L | 98% | | 66-120 | 3 | 38 |
| Benzo(b)fluoranthene | 75.38 | 75.00 | ug/L | 101% | | 67-120 | 1 | 39 |
| **Surrogates** | | | | | | | | |
| 2-Fluorophenol | 20.50 | 40.00 | ug/L | 51% | | 15-120 | | |
| Phenol-d6 | 14.54 | 40.00 | ug/L | 36% | | 15-120 | | |
| 2,4,6-Tribromophenol | 37.64 | 40.00 | ug/L | 94% | | 15-140 | | |
| Nitrobenzene-d5 | 36.78 | 40.00 | ug/L | 92% | | 15-123 | | |
| 2-Fluorobiphenyl | 35.29 | 40.00 | ug/L | 88% | | 15-120 | | |
| Terphenyl-d14 | 40.73 | 40.00 | ug/L | 102% | | 15-120 | | |

ENTHALPY ANALYTICAL

# Batch QC

| Type: Blank | Lab ID: QC1304257 | Batch: 384853 |
|---|---|---|
| Matrix: Water | | |

| QC1304257 Analyte | Result | Qual | Units | RL | MDL | Prepared | Analyzed |
|---|---|---|---|---|---|---|---|
| Method: EPA 8081A<br>Prep Method: EPA 3510C | | | | | | | |
| alpha-BHC | ND | | ug/L | 0.05 | 0.01 | 10/17/25 | 10/19/25 |
| beta-BHC | ND | | ug/L | 0.05 | 0.01 | 10/17/25 | 10/19/25 |
| gamma-BHC | ND | | ug/L | 0.05 | 0.009 | 10/17/25 | 10/19/25 |
| delta-BHC | ND | | ug/L | 0.05 | 0.01 | 10/17/25 | 10/19/25 |
| Heptachlor | ND | | ug/L | 0.05 | 0.01 | 10/17/25 | 10/19/25 |
| Aldrin | ND | | ug/L | 0.05 | 0.01 | 10/17/25 | 10/19/25 |
| Heptachlor epoxide | ND | | ug/L | 0.05 | 0.01 | 10/17/25 | 10/19/25 |
| Endosulfan I | ND | | ug/L | 0.05 | 0.01 | 10/17/25 | 10/19/25 |
| Dieldrin | ND | | ug/L | 0.1 | 0.01 | 10/17/25 | 10/19/25 |
| 4,4'-DDE | ND | | ug/L | 0.1 | 0.01 | 10/17/25 | 10/19/25 |
| Endrin | ND | | ug/L | 0.1 | 0.01 | 10/17/25 | 10/19/25 |
| Endosulfan II | ND | | ug/L | 0.1 | 0.02 | 10/17/25 | 10/19/25 |
| Endosulfan sulfate | ND | | ug/L | 0.1 | 0.01 | 10/17/25 | 10/19/25 |
| 4,4'-DDD | ND | | ug/L | 0.1 | 0.01 | 10/17/25 | 10/19/25 |
| Endrin aldehyde | ND | | ug/L | 0.1 | 0.02 | 10/17/25 | 10/19/25 |
| Endrin ketone | ND | | ug/L | 0.1 | 0.02 | 10/17/25 | 10/19/25 |
| 4,4'-DDT | ND | | ug/L | 0.1 | 0.04 | 10/17/25 | 10/19/25 |
| Methoxychlor | ND | | ug/L | 0.1 | 0.03 | 10/17/25 | 10/19/25 |
| Toxaphene | ND | | ug/L | 2.0 | 0.4 | 10/17/25 | 10/19/25 |
| Chlordane (Technical) | ND | | ug/L | 1.0 | 0.2 | 10/17/25 | 10/19/25 |
| **Surrogates** | | | | **Limits** | | | |
| TCMX | 74% | | %REC | 29-120 | | 10/17/25 | 10/19/25 |
| Decachlorobiphenyl | 78% | | %REC | 33-132 | | 10/17/25 | 10/19/25 |
| Method: EPA 8082<br>Prep Method: EPA 3510C | | | | | | | |
| Aroclor-1016 | ND | | ug/L | 0.50 | 0.30 | 10/17/25 | 10/19/25 |
| Aroclor-1221 | ND | | ug/L | 0.50 | 0.47 | 10/17/25 | 10/19/25 |
| Aroclor-1232 | ND | | ug/L | 0.50 | 0.27 | 10/17/25 | 10/19/25 |
| Aroclor-1242 | ND | | ug/L | 0.50 | 0.29 | 10/17/25 | 10/19/25 |
| Aroclor-1248 | ND | | ug/L | 0.50 | 0.24 | 10/17/25 | 10/19/25 |
| Aroclor-1254 | ND | | ug/L | 0.50 | 0.27 | 10/17/25 | 10/19/25 |
| Aroclor-1260 | ND | | ug/L | 0.50 | 0.33 | 10/17/25 | 10/19/25 |
| Aroclor-1262 | ND | | ug/L | 0.50 | 0.29 | 10/17/25 | 10/19/25 |
| Aroclor-1268 | ND | | ug/L | 0.50 | 0.26 | 10/17/25 | 10/19/25 |
| **Surrogates** | | | | **Limits** | | | |
| Decachlorobiphenyl (PCB) | 85% | | %REC | 28-138 | | 10/17/25 | 10/19/25 |

ENTHALPY ANALYTICAL

# Batch QC

| | | | | | |
|---|---|---|---|---|---|
| **Type:** | **Lab Control Sample** | **Lab ID:** | **QC1304258** | **Batch:** | **384853** |
| **Matrix:** | **Water** | **Method:** | **EPA 8081A** | **Prep Method:** | **EPA 3510C** |

| QC1304258 Analyte | Result | Spiked | Units | Recovery | Qual | Limits |
|---|---|---|---|---|---|---|
| alpha-BHC | 0.4864 | 0.5000 | ug/L | 97% | | 66-121 |
| beta-BHC | 0.4577 | 0.5000 | ug/L | 92% | | 73-120 |
| gamma-BHC | 0.5140 | 0.5000 | ug/L | 103% | | 68-125 |
| delta-BHC | 0.5014 | 0.5000 | ug/L | 100% | | 68-131 |
| Heptachlor | 0.4556 | 0.5000 | ug/L | 91% | | 63-120 |
| Aldrin | 0.4231 | 0.5000 | ug/L | 85% | | 56-120 |
| Heptachlor epoxide | 0.4413 | 0.5000 | ug/L | 88% | | 65-120 |
| Endosulfan I | 0.4549 | 0.5000 | ug/L | 91% | | 68-124 |
| Dieldrin | 0.4526 | 0.5000 | ug/L | 91% | | 66-124 |
| 4,4'-DDE | 0.4670 | 0.5000 | ug/L | 93% | | 67-131 |
| Endrin | 0.4779 | 0.5000 | ug/L | 96% | | 68-135 |
| Endosulfan II | 0.4544 | 0.5000 | ug/L | 91% | | 71-130 |
| Endosulfan sulfate | 0.4529 | 0.5000 | ug/L | 91% | | 68-128 |
| 4,4'-DDD | 0.4472 | 0.5000 | ug/L | 89% | | 65-130 |
| Endrin aldehyde | 0.4224 | 0.5000 | ug/L | 84% | | 67-124 |
| Endrin ketone | 0.4922 | 0.5000 | ug/L | 98% | | 69-137 |
| 4,4'-DDT | 0.4700 | 0.5000 | ug/L | 94% | | 65-136 |
| Methoxychlor | 0.5398 | 0.5000 | ug/L | 108% | | 69-150 |
| **Surrogates** | | | | | | |
| TCMX | 0.4153 | 0.5000 | ug/L | 83% | | 29-120 |
| Decachlorobiphenyl | 0.3760 | 0.5000 | ug/L | 75% | | 33-132 |

ENTHALPY ANALYTICAL

# Batch QC

| Type: | Lab Control Sample Duplicate | Lab ID: | QC1304259 | Batch: | 384853 |
|---|---|---|---|---|---|
| Matrix: | Water | Method: | EPA 8081A | Prep Method: | EPA 3510C |

| QC1304259 Analyte | Result | Spiked | Units | Recovery | Qual | Limits | RPD | RPD Lim |
|---|---|---|---|---|---|---|---|---|
| alpha-BHC | 0.4956 | 0.5000 | ug/L | 99% | | 66-121 | 2 | 20 |
| beta-BHC | 0.4623 | 0.5000 | ug/L | 92% | | 73-120 | 1 | 20 |
| gamma-BHC | 0.5226 | 0.5000 | ug/L | 105% | | 68-125 | 2 | 20 |
| delta-BHC | 0.5113 | 0.5000 | ug/L | 102% | | 68-131 | 2 | 20 |
| Heptachlor | 0.4586 | 0.5000 | ug/L | 92% | | 63-120 | 1 | 24 |
| Aldrin | 0.4213 | 0.5000 | ug/L | 84% | | 56-120 | 0 | 30 |
| Heptachlor epoxide | 0.4468 | 0.5000 | ug/L | 89% | | 65-120 | 1 | 20 |
| Endosulfan I | 0.4569 | 0.5000 | ug/L | 91% | | 68-124 | 0 | 20 |
| Dieldrin | 0.4543 | 0.5000 | ug/L | 91% | | 66-124 | 0 | 22 |
| 4,4'-DDE | 0.4749 | 0.5000 | ug/L | 95% | | 67-131 | 2 | 21 |
| Endrin | 0.4787 | 0.5000 | ug/L | 96% | | 68-135 | 0 | 20 |
| Endosulfan II | 0.4600 | 0.5000 | ug/L | 92% | | 71-130 | 1 | 21 |
| Endosulfan sulfate | 0.4522 | 0.5000 | ug/L | 90% | | 68-128 | 0 | 21 |
| 4,4'-DDD | 0.4505 | 0.5000 | ug/L | 90% | | 65-130 | 1 | 22 |
| Endrin aldehyde | 0.4214 | 0.5000 | ug/L | 84% | | 67-124 | 0 | 20 |
| Endrin ketone | 0.4933 | 0.5000 | ug/L | 99% | | 69-137 | 0 | 21 |
| 4,4'-DDT | 0.4736 | 0.5000 | ug/L | 95% | | 65-136 | 1 | 23 |
| Methoxychlor | 0.5383 | 0.5000 | ug/L | 108% | | 69-150 | 0 | 23 |
| **Surrogates** | | | | | | | | |
| TCMX | 0.4028 | 0.5000 | ug/L | 81% | | 29-120 | | |
| Decachlorobiphenyl | 0.3793 | 0.5000 | ug/L | 76% | | 33-132 | | |

| Type: | Lab Control Sample | Lab ID: | QC1304260 | Batch: | 384853 |
|---|---|---|---|---|---|
| Matrix: | Water | Method: | EPA 8082 | Prep Method: | EPA 3510C |

| QC1304260 Analyte | Result | Spiked | Units | Recovery | Qual | Limits |
|---|---|---|---|---|---|---|
| Aroclor-1016 | 4.248 | 5.000 | ug/L | 85% | | 69-120 |
| Aroclor-1260 | 4.264 | 5.000 | ug/L | 85% | | 72-124 |
| **Surrogates** | | | | | | |
| Decachlorobiphenyl (PCB) | 0.4104 | 0.5000 | ug/L | 82% | | 28-138 |

| Type: | Lab Control Sample Duplicate | Lab ID: | QC1304261 | Batch: | 384853 |
|---|---|---|---|---|---|
| Matrix: | Water | Method: | EPA 8082 | Prep Method: | EPA 3510C |

| QC1304261 Analyte | Result | Spiked | Units | Recovery | Qual | Limits | RPD | RPD Lim |
|---|---|---|---|---|---|---|---|---|
| Aroclor-1016 | 4.142 | 5.000 | ug/L | 83% | | 69-120 | 3 | 22 |
| Aroclor-1260 | 4.168 | 5.000 | ug/L | 83% | | 72-124 | 2 | 25 |
| **Surrogates** | | | | | | | | |
| Decachlorobiphenyl (PCB) | 0.4075 | 0.5000 | ug/L | 81% | | 28-138 | | |

ENTHALPY ANALYTICAL

# Batch QC

| Type: | Lab Control Sample | Lab ID: | QC1303328 | Batch: | 384604 |
|---|---|---|---|---|---|
| Matrix: | Water | Method: | EPA 8260B | Prep Method: | EPA 5030B |

| QC1303328 Analyte | Result | Spiked | Units | Recovery | Qual | Limits |
|---|---|---|---|---|---|---|
| 1,1-Dichloroethene | 45.77 | 50.00 | ug/L | 92% | | 69-128 |
| MTBE | 47.43 | 50.00 | ug/L | 95% | | 66-125 |
| Benzene | 47.63 | 50.00 | ug/L | 95% | | 76-121 |
| Trichloroethene | 49.43 | 50.00 | ug/L | 99% | | 76-124 |
| Toluene | 47.23 | 50.00 | ug/L | 94% | | 76-120 |
| Chlorobenzene | 47.66 | 50.00 | ug/L | 95% | | 78-120 |
| **Surrogates** | | | | | | |
| Dibromofluoromethane | 49.72 | 50.00 | ug/L | 99% | | 70-130 |
| 1,2-Dichloroethane-d4 | 47.47 | 50.00 | ug/L | 95% | | 70-130 |
| Toluene-d8 | 50.05 | 50.00 | ug/L | 100% | | 70-130 |
| Bromofluorobenzene | 49.84 | 50.00 | ug/L | 100% | | 70-130 |

| Type: | Lab Control Sample Duplicate | Lab ID: | QC1303329 | Batch: | 384604 |
|---|---|---|---|---|---|
| Matrix: | Water | Method: | EPA 8260B | Prep Method: | EPA 5030B |

| QC1303329 Analyte | Result | Spiked | Units | Recovery | Qual | Limits | RPD | RPD Lim |
|---|---|---|---|---|---|---|---|---|
| 1,1-Dichloroethene | 48.15 | 50.00 | ug/L | 96% | | 69-128 | 5 | 23 |
| MTBE | 52.09 | 50.00 | ug/L | 104% | | 66-125 | 9 | 22 |
| Benzene | 50.13 | 50.00 | ug/L | 100% | | 76-121 | 5 | 21 |
| Trichloroethene | 52.34 | 50.00 | ug/L | 105% | | 76-124 | 6 | 22 |
| Toluene | 50.08 | 50.00 | ug/L | 100% | | 76-120 | 6 | 21 |
| Chlorobenzene | 51.05 | 50.00 | ug/L | 102% | | 78-120 | 7 | 20 |
| **Surrogates** | | | | | | | | |
| Dibromofluoromethane | 50.08 | 50.00 | ug/L | 100% | | 70-130 | | |
| 1,2-Dichloroethane-d4 | 47.17 | 50.00 | ug/L | 94% | | 70-130 | | |
| Toluene-d8 | 51.14 | 50.00 | ug/L | 102% | | 70-130 | | |
| Bromofluorobenzene | 50.10 | 50.00 | ug/L | 100% | | 70-130 | | |

ENTHALPY ANALYTICAL

# Batch QC

| | | | | | |
|---|---|---|---|---|---|
| **Type:** | **Blank** | **Lab ID:** | **QC1303333** | **Batch:** | **384604** |
| **Matrix:** | **Water** | **Method:** | **EPA 8260B** | **Prep Method:** | **EPA 5030B** |

| QC1303333 Analyte | Result | Qual | Units | RL | MDL | Prepared | Analyzed |
|---|---|---|---|---|---|---|---|
| Carbon Disulfide | ND | | ug/L | 5.0 | 0.1 | 10/15/25 | 10/15/25 |
| Chloroprene | ND | | ug/L | 200 | 2.7 | 10/15/25 | 10/15/25 |
| 3-Chloropropene | ND | | ug/L | 5.0 | 0.2 | 10/15/25 | 10/15/25 |
| Ethyl methacrylate | ND | | ug/L | 50 | 3.9 | 10/15/25 | 10/15/25 |
| Ethanol | ND | | ug/L | 500 | 160 | 10/15/25 | 10/15/25 |
| 2-Hexanone | ND | | ug/L | 5.0 | 1.3 | 10/15/25 | 10/15/25 |
| Isopropanol (IPA) | ND | | ug/L | 200 | 96 | 10/15/25 | 10/15/25 |
| Methyl acrylonitrile | ND | | ug/L | 35 | 4.2 | 10/15/25 | 10/15/25 |
| Vinyl Acetate | ND | | ug/L | 50 | 3.2 | 10/15/25 | 10/15/25 |
| Acrolein | ND | | ug/L | 200 | 2.6 | 10/15/25 | 10/15/25 |
| Acrylonitrile | ND | | ug/L | 10 | 0.7 | 10/15/25 | 10/15/25 |
| Freon 12 | ND | | ug/L | 5.0 | 0.2 | 10/15/25 | 10/15/25 |
| Chloromethane | ND | | ug/L | 5.0 | 0.09 | 10/15/25 | 10/15/25 |
| Vinyl Chloride | ND | | ug/L | 5.0 | 0.1 | 10/15/25 | 10/15/25 |
| Bromomethane | ND | | ug/L | 5.0 | 0.1 | 10/15/25 | 10/15/25 |
| Chloroethane | ND | | ug/L | 5.0 | 0.1 | 10/15/25 | 10/15/25 |
| Trichlorofluoromethane | ND | | ug/L | 5.0 | 0.1 | 10/15/25 | 10/15/25 |
| Iodomethane | ND | | ug/L | 5.0 | | 10/15/25 | 10/15/25 |
| Acetone | ND | | ug/L | 100 | 14 | 10/15/25 | 10/15/25 |
| Freon 113 | ND | | ug/L | 5.0 | 0.1 | 10/15/25 | 10/15/25 |
| 1,1-Dichloroethene | ND | | ug/L | 5.0 | 0.1 | 10/15/25 | 10/15/25 |
| Methylene Chloride | ND | | ug/L | 10 | 0.2 | 10/15/25 | 10/15/25 |
| MTBE | ND | | ug/L | 5.0 | 0.1 | 10/15/25 | 10/15/25 |
| trans-1,2-Dichloroethene | ND | | ug/L | 5.0 | 0.1 | 10/15/25 | 10/15/25 |
| 1,1-Dichloroethane | ND | | ug/L | 5.0 | 0.09 | 10/15/25 | 10/15/25 |
| 2-Butanone | ND | | ug/L | 10 | 1.3 | 10/15/25 | 10/15/25 |
| cis-1,2-Dichloroethene | ND | | ug/L | 5.0 | 0.1 | 10/15/25 | 10/15/25 |
| 2,2-Dichloropropane | ND | | ug/L | 5.0 | 0.2 | 10/15/25 | 10/15/25 |
| Chloroform | ND | | ug/L | 5.0 | 0.08 | 10/15/25 | 10/15/25 |
| Bromochloromethane | ND | | ug/L | 5.0 | 0.1 | 10/15/25 | 10/15/25 |
| 1,1,1-Trichloroethane | ND | | ug/L | 5.0 | 0.1 | 10/15/25 | 10/15/25 |
| 1,1-Dichloropropene | ND | | ug/L | 5.0 | 0.1 | 10/15/25 | 10/15/25 |
| Carbon Tetrachloride | ND | | ug/L | 5.0 | 0.1 | 10/15/25 | 10/15/25 |
| 1,2-Dichloroethane | ND | | ug/L | 5.0 | 0.2 | 10/15/25 | 10/15/25 |
| Benzene | ND | | ug/L | 1.0 | 0.1 | 10/15/25 | 10/15/25 |
| Trichloroethene | ND | | ug/L | 5.0 | 0.1 | 10/15/25 | 10/15/25 |
| 1,2-Dichloropropane | ND | | ug/L | 5.0 | 0.09 | 10/15/25 | 10/15/25 |
| Bromodichloromethane | ND | | ug/L | 5.0 | 0.07 | 10/15/25 | 10/15/25 |
| Dibromomethane | ND | | ug/L | 5.0 | 0.1 | 10/15/25 | 10/15/25 |
| 4-Methyl-2-Pentanone | ND | | ug/L | 5.0 | 1.0 | 10/15/25 | 10/15/25 |
| cis-1,3-Dichloropropene | ND | | ug/L | 5.0 | 0.1 | 10/15/25 | 10/15/25 |
| Toluene | ND | | ug/L | 5.0 | 0.1 | 10/15/25 | 10/15/25 |
| trans-1,3-Dichloropropene | ND | | ug/L | 5.0 | 0.09 | 10/15/25 | 10/15/25 |
| 1,1,2-Trichloroethane | ND | | ug/L | 5.0 | 0.1 | 10/15/25 | 10/15/25 |
| 1,3-Dichloropropane | ND | | ug/L | 5.0 | 0.07 | 10/15/25 | 10/15/25 |
| Tetrachloroethene | ND | | ug/L | 5.0 | 0.2 | 10/15/25 | 10/15/25 |
| Dibromochloromethane | ND | | ug/L | 5.0 | 0.1 | 10/15/25 | 10/15/25 |

ENTHALPY ANALYTICAL

## Batch QC

| QC1303333 Analyte | Result | Qual | Units | RL | MDL | Prepared | Analyzed |
|---|---|---|---|---|---|---|---|
| 1,2-Dibromoethane | ND | | ug/L | 5.0 | 0.1 | 10/15/25 | 10/15/25 |
| Chlorobenzene | ND | | ug/L | 5.0 | 0.1 | 10/15/25 | 10/15/25 |
| 1,1,1,2-Tetrachloroethane | ND | | ug/L | 5.0 | 0.07 | 10/15/25 | 10/15/25 |
| Ethylbenzene | ND | | ug/L | 5.0 | 0.1 | 10/15/25 | 10/15/25 |
| m,p-Xylenes | ND | | ug/L | 5.0 | 0.2 | 10/15/25 | 10/15/25 |
| o-Xylene | ND | | ug/L | 5.0 | 0.1 | 10/15/25 | 10/15/25 |
| Styrene | ND | | ug/L | 5.0 | 0.1 | 10/15/25 | 10/15/25 |
| Bromoform | ND | | ug/L | 5.0 | 0.06 | 10/15/25 | 10/15/25 |
| Isopropylbenzene | ND | | ug/L | 5.0 | 0.1 | 10/15/25 | 10/15/25 |
| 1,1,2,2-Tetrachloroethane | ND | | ug/L | 5.0 | 0.1 | 10/15/25 | 10/15/25 |
| 1,2,3-Trichloropropane | ND | | ug/L | 5.0 | 0.3 | 10/15/25 | 10/15/25 |
| Propylbenzene | ND | | ug/L | 5.0 | 0.1 | 10/15/25 | 10/15/25 |
| Bromobenzene | ND | | ug/L | 5.0 | 0.1 | 10/15/25 | 10/15/25 |
| 1,3,5-Trimethylbenzene | ND | | ug/L | 5.0 | 0.1 | 10/15/25 | 10/15/25 |
| 2-Chlorotoluene | ND | | ug/L | 5.0 | 0.1 | 10/15/25 | 10/15/25 |
| 4-Chlorotoluene | ND | | ug/L | 5.0 | 0.2 | 10/15/25 | 10/15/25 |
| tert-Butylbenzene | ND | | ug/L | 5.0 | 0.1 | 10/15/25 | 10/15/25 |
| 1,2,4-Trimethylbenzene | ND | | ug/L | 5.0 | 0.1 | 10/15/25 | 10/15/25 |
| sec-Butylbenzene | ND | | ug/L | 5.0 | 0.2 | 10/15/25 | 10/15/25 |
| para-Isopropyl Toluene | ND | | ug/L | 5.0 | 0.2 | 10/15/25 | 10/15/25 |
| 1,3-Dichlorobenzene | ND | | ug/L | 5.0 | 0.1 | 10/15/25 | 10/15/25 |
| 1,4-Dichlorobenzene | ND | | ug/L | 5.0 | 0.2 | 10/15/25 | 10/15/25 |
| n-Butylbenzene | ND | | ug/L | 5.0 | 0.1 | 10/15/25 | 10/15/25 |
| 1,2-Dichlorobenzene | ND | | ug/L | 5.0 | 0.1 | 10/15/25 | 10/15/25 |
| 1,2-Dibromo-3-Chloropropane | ND | | ug/L | 5.0 | 0.6 | 10/15/25 | 10/15/25 |
| 1,2,4-Trichlorobenzene | ND | | ug/L | 5.0 | 0.3 | 10/15/25 | 10/15/25 |
| Hexachlorobutadiene | ND | | ug/L | 5.0 | 0.3 | 10/15/25 | 10/15/25 |
| 1,2,3-Trichlorobenzene | ND | | ug/L | 5.0 | 0.3 | 10/15/25 | 10/15/25 |
| cis-1,4-Dichloro-2-butene | ND | | ug/L | 5.0 | 0.3 | 10/15/25 | 10/15/25 |
| trans-1,4-Dichloro-2-butene | ND | | ug/L | 5.0 | 0.3 | 10/15/25 | 10/15/25 |
| Xylene (total) | ND | | ug/L | 5.0 | | 10/15/25 | 10/15/25 |
| **Surrogates** | | | | **Limits** | | | |
| Dibromofluoromethane | 103% | | %REC | 70-130 | | 10/15/25 | 10/15/25 |
| 1,2-Dichloroethane-d4 | 98% | | %REC | 70-130 | | 10/15/25 | 10/15/25 |
| Toluene-d8 | 103% | | %REC | 70-130 | | 10/15/25 | 10/15/25 |
| Bromofluorobenzene | 102% | | %REC | 70-130 | | 10/15/25 | 10/15/25 |

ENTHALPY ANALYTICAL

# Batch QC

| Type: | Matrix Spike | Lab ID: | QC1303420 | Batch: | 384604 |
|---|---|---|---|---|---|
| Matrix (Source ID): | Water (543780-001) | Method: | EPA 8260B | Prep Method: | EPA 5030B |

| QC1303420 Analyte | Result | Source Sample Result | Spiked | Units | Recovery | Qual | Limits | DF |
|---|---|---|---|---|---|---|---|---|
| 1,1-Dichloroethene | 21.22 | ND | 20.00 | ug/L | 106% | | 62-131 | 1 |
| MTBE | 20.00 | ND | 20.00 | ug/L | 100% | | 61-124 | 1 |
| Benzene | 21.64 | ND | 20.00 | ug/L | 108% | | 70-123 | 1 |
| Trichloroethene | 23.69 | ND | 20.00 | ug/L | 118% | | 65-131 | 1 |
| Toluene | 22.01 | ND | 20.00 | ug/L | 110% | | 69-120 | 1 |
| Chlorobenzene | 22.20 | ND | 20.00 | ug/L | 111% | | 72-121 | 1 |
| **Surrogates** | | | | | | | | |
| Dibromofluoromethane | 49.29 | | 50.00 | ug/L | 99% | | 70-130 | 1 |
| 1,2-Dichloroethane-d4 | 46.99 | | 50.00 | ug/L | 94% | | 70-130 | 1 |
| Toluene-d8 | 50.52 | | 50.00 | ug/L | 101% | | 70-130 | 1 |
| Bromofluorobenzene | 50.81 | | 50.00 | ug/L | 102% | | 70-130 | 1 |

| Type: | Matrix Spike Duplicate | Lab ID: | QC1303421 | Batch: | 384604 |
|---|---|---|---|---|---|
| Matrix (Source ID): | Water (543780-001) | Method: | EPA 8260B | Prep Method: | EPA 5030B |

| QC1303421 Analyte | Result | Source Sample Result | Spiked | Units | Recovery | Qual | Limits | RPD | RPD Lim | DF |
|---|---|---|---|---|---|---|---|---|---|---|
| 1,1-Dichloroethene | 18.87 | ND | 20.00 | ug/L | 94% | | 62-131 | 12 | 31 | 1 |
| MTBE | 18.78 | ND | 20.00 | ug/L | 94% | | 61-124 | 6 | 30 | 1 |
| Benzene | 19.31 | ND | 20.00 | ug/L | 97% | | 70-123 | 11 | 31 | 1 |
| Trichloroethene | 20.83 | ND | 20.00 | ug/L | 104% | | 65-131 | 13 | 31 | 1 |
| Toluene | 19.38 | ND | 20.00 | ug/L | 97% | | 69-120 | 13 | 29 | 1 |
| Chlorobenzene | 19.64 | ND | 20.00 | ug/L | 98% | | 72-121 | 12 | 29 | 1 |
| **Surrogates** | | | | | | | | | | |
| Dibromofluoromethane | 49.75 | | 50.00 | ug/L | 99% | | 70-130 | | | 1 |
| 1,2-Dichloroethane-d4 | 45.95 | | 50.00 | ug/L | 92% | | 70-130 | | | 1 |
| Toluene-d8 | 50.75 | | 50.00 | ug/L | 102% | | 70-130 | | | 1 |
| Bromofluorobenzene | 50.97 | | 50.00 | ug/L | 102% | | 70-130 | | | 1 |

| Type: | Blank | Lab ID: | QC1303387 | Batch: | 384620 |
|---|---|---|---|---|---|
| Matrix: | Water | Method: | EPA 8270C-SIM | Prep Method: | EPA 3535 |

| QC1303387 Analyte | Result | Qual | Units | RL | MDL | Prepared | Analyzed |
|---|---|---|---|---|---|---|---|
| 1,4-Dioxane | ND | | ug/L | 1.0 | 0.84 | 10/15/25 | 10/21/25 |
| **Surrogates** | | | | **Limits** | | | |
| 1,4-Dioxane-d8 (SUR) | 115% | | %REC | 80-120 | | 10/15/25 | 10/21/25 |

ENTHALPY ANALYTICAL

# Batch QC

| Type: | Lab Control Sample | Lab ID: | QC1303388 | Batch: | 384620 |
|---|---|---|---|---|---|
| Matrix: | Water | Method: | EPA 8270C-SIM | Prep Method: | EPA 3535 |

| QC1303388 Analyte | Result | Spiked | Units | Recovery | Qual | Limits |
|---|---|---|---|---|---|---|
| 1,4-Dioxane | 9.574 | 10.00 | ug/L | 96% | | 79-120 |
| **Surrogates** | | | | | | |
| 1,4-Dioxane-d8 (SUR) | 9.971 | 10.00 | ug/L | 100% | | 80-120 |

| Type: | Lab Control Sample Duplicate | Lab ID: | QC1303389 | Batch: | 384620 |
|---|---|---|---|---|---|
| Matrix: | Water | Method: | EPA 8270C-SIM | Prep Method: | EPA 3535 |

| QC1303389 Analyte | Result | Spiked | Units | Recovery | Qual | Limits | RPD | RPD Lim |
|---|---|---|---|---|---|---|---|---|
| 1,4-Dioxane | 10.69 | 10.00 | ug/L | 107% | | 79-120 | 11 | 20 |
| **Surrogates** | | | | | | | | |
| 1,4-Dioxane-d8 (SUR) | 11.41 | 10.00 | ug/L | 114% | | 80-120 | | |

| Type: | Blank | Lab ID: | QC1303979 | Batch: | 384795 |
|---|---|---|---|---|---|
| Matrix: | Water | Method: | SM 4500-CN-E | Prep Method: | METHOD |

| QC1303979 Analyte | Result | Qual | Units | RL | MDL | Prepared | Analyzed |
|---|---|---|---|---|---|---|---|
| Cyanide | ND | | mg/L | 0.0050 | 0.0017 | 10/16/25 | 10/17/25 |

| Type: | Lab Control Sample | Lab ID: | QC1303980 | Batch: | 384795 |
|---|---|---|---|---|---|
| Matrix: | Water | Method: | SM 4500-CN-E | Prep Method: | METHOD |

| QC1303980 Analyte | Result | Spiked | Units | Recovery | Qual | Limits |
|---|---|---|---|---|---|---|
| Cyanide | 0.09988 | 0.1000 | mg/L | 100% | | 85-115 |

| Type: | Matrix Spike | Lab ID: | QC1303981 | Batch: | 384795 |
|---|---|---|---|---|---|
| Matrix (Source ID): | Water (543650-001) | Method: | SM 4500-CN-E | Prep Method: | METHOD |

| QC1303981 Analyte | Result | Source Sample Result | Spiked | Units | Recovery | Qual | Limits | DF |
|---|---|---|---|---|---|---|---|---|
| Cyanide | 0.1003 | ND | 0.1000 | mg/L | 100% | | 80-120 | 0.5 |

| Type: | Matrix Spike Duplicate | Lab ID: | QC1303982 | Batch: | 384795 |
|---|---|---|---|---|---|
| Matrix (Source ID): | Water (543650-001) | Method: | SM 4500-CN-E | Prep Method: | METHOD |

| QC1303982 Analyte | Result | Source Sample Result | Spiked | Units | Recovery | Qual | Limits | RPD | RPD Lim | DF |
|---|---|---|---|---|---|---|---|---|---|---|
| Cyanide | 0.1030 | ND | 0.1000 | mg/L | 103% | | 80-120 | 3 | 20 | 0.5 |

ENTHALPY ANALYTICAL

# Batch QC

| Type: | Matrix Spike | Lab ID: | QC1303983 | Batch: | 384795 |
|---|---|---|---|---|---|
| Matrix (Source ID): | Water (544424-005) | Method: | SM 4500-CN-E | Prep Method: | METHOD |

| QC1303983 Analyte | Result | Source Sample Result | Spiked | Units | Recovery | Qual | Limits | DF |
|---|---|---|---|---|---|---|---|---|
| Cyanide | 0.0001074 | ND | 0.1000 | mg/L | 0% | ND,NM | 80-120 | 0.5 |

| Type: | Matrix Spike Duplicate | Lab ID: | QC1303984 | Batch: | 384795 |
|---|---|---|---|---|---|
| Matrix (Source ID): | Water (544424-005) | Method: | SM 4500-CN-E | Prep Method: | METHOD |

| QC1303984 Analyte | Result | Source Sample Result | Spiked | Units | Recovery | Qual | Limits | RPD | RPD Lim | DF |
|---|---|---|---|---|---|---|---|---|---|---|
| Cyanide | 0.0002077 | ND | 0.1000 | mg/L | 0% | ND,NM | 80-120 | 64* | 20 | 0.5 |

| Type: | Blank | Lab ID: | QC1304656 | Batch: | 384974 |
|---|---|---|---|---|---|
| Matrix: | Water | Method: | SM 4500-S2-D | Prep Method: | METHOD |

| QC1304656 Analyte | Result | Qual | Units | RL | MDL | Prepared | Analyzed |
|---|---|---|---|---|---|---|---|
| Sulfide | ND | | mg/L | 0.10 | | 10/18/25 | 10/18/25 |

| Type: | Lab Control Sample | Lab ID: | QC1304657 | Batch: | 384974 |
|---|---|---|---|---|---|
| Matrix: | Water | Method: | SM 4500-S2-D | Prep Method: | METHOD |

| QC1304657 Analyte | Result | Spiked | Units | Recovery | Qual | Limits |
|---|---|---|---|---|---|---|
| Sulfide | 0.9000 | 1.000 | mg/L | 90% | | 90-110 |

| Type: | Matrix Spike | Lab ID: | QC1305398 | Batch: | 384974 |
|---|---|---|---|---|---|
| Matrix (Source ID): | Water (544104-001) | Method: | SM 4500-S2-D | Prep Method: | METHOD |

| QC1305398 Analyte | Result | Source Sample Result | Spiked | Units | Recovery | Qual | Limits | DF |
|---|---|---|---|---|---|---|---|---|
| Sulfide | 0.8000 | ND | 1.000 | mg/L | 80% | | 80-120 | 1 |

| Type: | Matrix Spike Duplicate | Lab ID: | QC1305399 | Batch: | 384974 |
|---|---|---|---|---|---|
| Matrix (Source ID): | Water (544104-001) | Method: | SM 4500-S2-D | Prep Method: | METHOD |

| QC1305399 Analyte | Result | Source Sample Result | Spiked | Units | Recovery | Qual | Limits | RPD | RPD Lim | DF |
|---|---|---|---|---|---|---|---|---|---|---|
| Sulfide | 0.8000 | ND | 1.000 | mg/L | 80% | | 80-120 | 0 | 20 | 1 |

| Type: | Blank | Lab ID: | QC1304839 | Batch: | 385011 |
|---|---|---|---|---|---|
| Matrix: | Water | Method: | SM 5310B | Prep Method: | SM 5310B |

| QC1304839 Analyte | Result | Qual | Units | RL | MDL | Prepared | Analyzed |
|---|---|---|---|---|---|---|---|
| Total Organic Carbon | ND | | mg/L | 1.0 | 0.49 | 10/19/25 | 10/19/25 |

ENTHALPY ANALYTICAL

# Batch QC

| Type: Lab Control Sample | Lab ID: QC1304840 | Batch: 385011 |
|---|---|---|
| Matrix: Water | Method: SM 5310B | Prep Method: SM 5310B |

| QC1304840 Analyte | Result | Spiked | Units | Recovery | Qual | Limits |
|---|---|---|---|---|---|---|
| Total Organic Carbon | 24.50 | 25.00 | mg/L | 98% | | 85-115 |

| Type: Matrix Spike | Lab ID: QC1304841 | Batch: 385011 |
|---|---|---|
| Matrix (Source ID): Water (544500-002) | Method: SM 5310B | Prep Method: SM 5310B |

| QC1304841 Analyte | Result | Source Sample Result | Spiked | Units | Recovery | Qual | Limits | DF |
|---|---|---|---|---|---|---|---|---|
| Total Organic Carbon | 47.40 | 27.43 | 25.00 | mg/L | 80% | | 75-125 | 3 |

| Type: Matrix Spike Duplicate | Lab ID: QC1304842 | Batch: 385011 |
|---|---|---|
| Matrix (Source ID): Water (544500-002) | Method: SM 5310B | Prep Method: SM 5310B |

| QC1304842 Analyte | Result | Source Sample Result | Spiked | Units | Recovery | Qual | Limits | RPD | RPD Lim | DF |
|---|---|---|---|---|---|---|---|---|---|---|
| Total Organic Carbon | 57.71 | 27.43 | 25.00 | mg/L | 121% | | 75-125 | 20 | 25 | 3 |

| Type: Sample Duplicate | Lab ID: QC1303051 | Batch: 384514 |
|---|---|---|
| Matrix (Source ID): Water (544249-001) | Method: SM2130B | |

| QC1303051 Analyte | Result | Source Sample Result | Units | Qual | RPD | RPD Lim | DF |
|---|---|---|---|---|---|---|---|
| Turbidity | 914.0 | 906.0 | NTU | | 1 | 20 | 1 |

| Type: Sample Duplicate | Lab ID: QC1303052 | Batch: 384514 |
|---|---|---|
| Matrix (Source ID): Water (544249-002) | Method: SM2130B | |

| QC1303052 Analyte | Result | Source Sample Result | Units | Qual | RPD | RPD Lim | DF |
|---|---|---|---|---|---|---|---|
| Turbidity | 43,100 | 45000 | NTU | | 4 | 20 | 100 |

| Type: Blank | Lab ID: QC1304372 | Batch: 384892 |
|---|---|---|
| Matrix: Water | Method: SM2320B | Prep Method: METHOD |

| QC1304372 Analyte | Result | Qual | Units | RL | MDL | Prepared | Analyzed |
|---|---|---|---|---|---|---|---|
| Bicarbonate | ND | | mg/L | 2.0 | | 10/22/25 | 10/22/25 |
| Alkalinity, Total as CaCO3 | ND | | mg/L | 2.0 | | 10/22/25 | 10/22/25 |

| Type: Lab Control Sample | Lab ID: QC1304373 | Batch: 384892 |
|---|---|---|
| Matrix: Water | Method: SM2320B | Prep Method: METHOD |

| QC1304373 Analyte | Result | Spiked | Units | Recovery | Qual | Limits |
|---|---|---|---|---|---|---|
| Alkalinity, Total as CaCO3 | 916.7 | 1000 | mg/L | 92% | | 90-110 |

ENTHALPY ANALYTICAL

# Batch QC

| Type: | Sample Duplicate | Lab ID: | QC1304379 | Batch: | 384892 |
|---|---|---|---|---|---|
| Matrix (Source ID): | Water (543952-003) | Method: | SM2320B | Prep Method: | METHOD |

| QC1304379 Analyte | Result | Source Sample Result | Units | Qual | RPD | RPD Lim | DF |
|---|---|---|---|---|---|---|---|
| Bicarbonate | 122.2 | 127.6 | mg/L | | 4 | 20 | 2.5 |
| Alkalinity, Total as CaCO3 | 100.1 | 104.6 | mg/L | | 4 | 20 | 2.5 |

| Type: | Sample Duplicate | Lab ID: | QC1303040 | Batch: | 384508 |
|---|---|---|---|---|---|
| Matrix (Source ID): | Drinking Water (544121-001) | Method: | SM2510B | Prep Method: | METHOD |

| QC1303040 Analyte | Result | Source Sample Result | Units | Qual | RPD | RPD Lim | DF |
|---|---|---|---|---|---|---|---|
| Specific Conductance | 738.9 | 737.2 | umhos/cm | | 0 | 20 | 1 |

| Type: | Blank | Lab ID: | QC1305049 | Batch: | 385071 |
|---|---|---|---|---|---|
| Matrix: | Water | Method: | SM2540C | Prep Method: | METHOD |

| QC1305049 Analyte | Result | Qual | Units | RL | MDL | Prepared | Analyzed |
|---|---|---|---|---|---|---|---|
| Total Dissolved Solids | ND | | mg/L | 10 | | 10/20/25 | 10/21/25 |

| Type: | Lab Control Sample | Lab ID: | QC1305050 | Batch: | 385071 |
|---|---|---|---|---|---|
| Matrix: | Water | Method: | SM2540C | Prep Method: | METHOD |

| QC1305050 Analyte | Result | Spiked | Units | Recovery | Qual | Limits |
|---|---|---|---|---|---|---|
| Total Dissolved Solids | 1,012 | 1000 | mg/L | 101% | | 90-110 |

| Type: | Sample Duplicate | Lab ID: | QC1305051 | Batch: | 385071 |
|---|---|---|---|---|---|
| Matrix (Source ID): | Water (544194-014) | Method: | SM2540C | Prep Method: | METHOD |

| QC1305051 Analyte | Result | Source Sample Result | Units | Qual | RPD | RPD Lim | DF |
|---|---|---|---|---|---|---|---|
| Total Dissolved Solids | 1,400 | 1384 | mg/L | | 1 | 5 | 2 |

| Type: | Sample Duplicate | Lab ID: | QC1305052 | Batch: | 385071 |
|---|---|---|---|---|---|
| Matrix (Source ID): | Water (544194-018) | Method: | SM2540C | Prep Method: | METHOD |

| QC1305052 Analyte | Result | Source Sample Result | Units | Qual | RPD | RPD Lim | DF |
|---|---|---|---|---|---|---|---|
| Total Dissolved Solids | 1,706 | 1786 | mg/L | | 5 | 5 | 2 |

| Type: | Blank | Lab ID: | QC1304843 | Batch: | 385012 |
|---|---|---|---|---|---|
| Matrix: | Water | Method: | SM2540D | Prep Method: | METHOD |

| QC1304843 Analyte | Result | Qual | Units | RL | MDL | Prepared | Analyzed |
|---|---|---|---|---|---|---|---|
| Total Suspended Solids | ND | | mg/L | 0.5 | | 10/19/25 | 10/20/25 |

ENTHALPY ANALYTICAL

# Batch QC

| Type: Lab Control Sample | Lab ID: QC1304844 | Batch: 385012 |
|---|---|---|
| Matrix: Water | Method: SM2540D | Prep Method: METHOD |

| QC1304844 Analyte | Result | Spiked | Units | Recovery | Qual | Limits |
|---|---|---|---|---|---|---|
| Total Suspended Solids | 93.20 | 100.0 | mg/L | 93% | | 90-110 |

| Type: Lab Control Sample Duplicate | Lab ID: QC1304845 | Batch: 385012 |
|---|---|---|
| Matrix: Water | Method: SM2540D | Prep Method: METHOD |

| QC1304845 Analyte | Result | Spiked | Units | Recovery | Qual | Limits | RPD | RPD Lim |
|---|---|---|---|---|---|---|---|---|
| Total Suspended Solids | 97.20 | 100.0 | mg/L | 97% | | 90-110 | 4 | 5 |

| Type: Sample Duplicate | Lab ID: QC1304846 | Batch: 385012 |
|---|---|---|
| Matrix (Source ID): Water (544202-001) | Method: SM2540D | Prep Method: METHOD |

| QC1304846 Analyte | Result | Source Sample Result | Units | Qual | RPD | RPD Lim | DF |
|---|---|---|---|---|---|---|---|
| Total Suspended Solids | 124.0 | 151.0 | mg/L | | 20* | 5 | 1 |

| Type: Sample Duplicate | Lab ID: QC1304847 | Batch: 385012 |
|---|---|---|
| Matrix (Source ID): Water (544249-002) | Method: SM2540D | Prep Method: METHOD |

| QC1304847 Analyte | Result | Source Sample Result | Units | Qual | RPD | RPD Lim | DF |
|---|---|---|---|---|---|---|---|
| Total Suspended Solids | 61,070 | 60370 | mg/L | | 1 | 5 | 1 |

| Type: Blank | Lab ID: QC1305459 | Batch: 385197 |
|---|---|---|
| Matrix: Water | Method: SM2540D | Prep Method: METHOD |

| QC1305459 Analyte | Result | Qual | Units | RL | MDL | Prepared | Analyzed |
|---|---|---|---|---|---|---|---|
| Total Suspended Solids | ND | | mg/L | 0.5 | | 10/21/25 | 10/22/25 |

| Type: Lab Control Sample | Lab ID: QC1305461 | Batch: 385197 |
|---|---|---|
| Matrix: Water | Method: SM2540D | Prep Method: METHOD |

| QC1305461 Analyte | Result | Spiked | Units | Recovery | Qual | Limits |
|---|---|---|---|---|---|---|
| Total Suspended Solids | 94.50 | 100.0 | mg/L | 95% | | 90-110 |

| Type: Lab Control Sample Duplicate | Lab ID: QC1305462 | Batch: 385197 |
|---|---|---|
| Matrix: Water | Method: SM2540D | Prep Method: METHOD |

| QC1305462 Analyte | Result | Spiked | Units | Recovery | Qual | Limits | RPD | RPD Lim |
|---|---|---|---|---|---|---|---|---|
| Total Suspended Solids | 95.70 | 100.0 | mg/L | 96% | | 90-110 | 1 | 5 |

ENTHALPY ANALYTICAL

# Batch QC

| Type: | Sample Duplicate | Lab ID: | QC1305463 | Batch: | 385197 |
|---|---|---|---|---|---|
| Matrix (Source ID): | Water (544292-001) | Method: | SM2540D | Prep Method: | METHOD |

| QC1305463 Analyte | Result | Source Sample Result | Units | Qual | RPD | RPD Lim | DF |
|---|---|---|---|---|---|---|---|
| Total Suspended Solids | 1,288 | 1232 | mg/L | | 4 | 5 | 1 |

| Type: | Sample Duplicate | Lab ID: | QC1305464 | Batch: | 385197 |
|---|---|---|---|---|---|
| Matrix (Source ID): | Water (544335-001) | Method: | SM2540D | Prep Method: | METHOD |

| QC1305464 Analyte | Result | Source Sample Result | Units | Qual | RPD | RPD Lim | DF |
|---|---|---|---|---|---|---|---|
| Total Suspended Solids | 931.3 | 865.0 | mg/L | | 7* | 5 | 1 |

| Type: | Blank | Lab ID: | QC1303425 | Batch: | 384630 |
|---|---|---|---|---|---|
| Matrix: | Water | Method: | SM5210B | Prep Method: | METHOD |

| QC1303425 Analyte | Result | Qual | Units | RL | MDL | Prepared | Analyzed |
|---|---|---|---|---|---|---|---|
| Biochemical Oxygen Demand | ND | | mg/L | 3.0 | | 10/15/25 13:23 | 10/20/25 14:16 |

| Type: | Lab Control Sample | Lab ID: | QC1303426 | Batch: | 384630 |
|---|---|---|---|---|---|
| Matrix: | Water | Method: | SM5210B | Prep Method: | METHOD |

| QC1303426 Analyte | Result | Spiked | Units | Recovery | Qual | Limits |
|---|---|---|---|---|---|---|
| Biochemical Oxygen Demand | 191.7 | 198.0 | mg/L | 97% | | 84.6-115.4 |

| Type: | Sample Duplicate | Lab ID: | QC1303427 | Batch: | 384630 |
|---|---|---|---|---|---|
| Matrix (Source ID): | Water (544118-002) | Method: | SM5210B | Prep Method: | METHOD |

| QC1303427 Analyte | Result | Source Sample Result | Units | Qual | RPD | RPD Lim | DF |
|---|---|---|---|---|---|---|---|
| Biochemical Oxygen Demand | 2,046 | 1989 | mg/L | | 3 | 30 | 1 |

| Type: | Blank | Lab ID: | QC1303554 | Batch: | 384674 |
|---|---|---|---|---|---|
| Matrix: | Water | Method: | SM5220D | Prep Method: | METHOD |

| QC1303554 Analyte | Result | Qual | Units | RL | MDL | Prepared | Analyzed |
|---|---|---|---|---|---|---|---|
| Chemical Oxygen Demand | ND | | mg/L | 4.0 | 2.0 | 10/15/25 | 10/15/25 |

| Type: | Lab Control Sample | Lab ID: | QC1303555 | Batch: | 384674 |
|---|---|---|---|---|---|
| Matrix: | Water | Method: | SM5220D | Prep Method: | METHOD |

| QC1303555 Analyte | Result | Spiked | Units | Recovery | Qual | Limits |
|---|---|---|---|---|---|---|
| Chemical Oxygen Demand | 986.0 | 1000 | mg/L | 99% | | 90-110 |

ENTHALPY ANALYTICAL

# Batch QC

| Type: | Matrix Spike | Lab ID: | QC1303556 | Batch: | 384674 |
|---|---|---|---|---|---|
| Matrix (Source ID): | Water (544047-001) | Method: | SM5220D | Prep Method: | METHOD |

| QC1303556 Analyte | Result | Source Sample Result | Spiked | Units | Recovery | Qual | Limits | DF |
|---|---|---|---|---|---|---|---|---|
| Chemical Oxygen Demand | 1,664 | 687.0 | 1000 | mg/L | 98% | | 75-125 | 2 |

| Type: | Matrix Spike Duplicate | Lab ID: | QC1303557 | Batch: | 384674 |
|---|---|---|---|---|---|
| Matrix (Source ID): | Water (544047-001) | Method: | SM5220D | Prep Method: | METHOD |

| QC1303557 Analyte | Result | Source Sample Result | Spiked | Units | Recovery | Qual | Limits | RPD | RPD Lim | DF |
|---|---|---|---|---|---|---|---|---|---|---|
| Chemical Oxygen Demand | 1,648 | 687.0 | 1000 | mg/L | 96% | | 75-125 | 1 | 20 | 2 |

| Type: | Blank | Lab ID: | QC1304599 | Batch: | 384960 |
|---|---|---|---|---|---|
| Matrix: | Water | Method: | SM5220D | Prep Method: | METHOD |

| QC1304599 Analyte | Result | Qual | Units | RL | MDL | Prepared | Analyzed |
|---|---|---|---|---|---|---|---|
| Chemical Oxygen Demand | ND | | mg/L | 4.0 | 2.0 | 10/18/25 | 10/18/25 |

| Type: | Lab Control Sample | Lab ID: | QC1304600 | Batch: | 384960 |
|---|---|---|---|---|---|
| Matrix: | Water | Method: | SM5220D | Prep Method: | METHOD |

| QC1304600 Analyte | Result | Spiked | Units | Recovery | Qual | Limits |
|---|---|---|---|---|---|---|
| Chemical Oxygen Demand | 101.0 | 100.0 | mg/L | 101% | | 90-110 |

| Type: | Matrix Spike | Lab ID: | QC1304603 | Batch: | 384960 |
|---|---|---|---|---|---|
| Matrix (Source ID): | Water (544104-001) | Method: | SM5220D | Prep Method: | METHOD |

| QC1304603 Analyte | Result | Source Sample Result | Spiked | Units | Recovery | Qual | Limits | DF |
|---|---|---|---|---|---|---|---|---|
| Chemical Oxygen Demand | 100.0 | ND | 100.0 | mg/L | 100% | | 75-125 | 2 |

| Type: | Matrix Spike Duplicate | Lab ID: | QC1304604 | Batch: | 384960 |
|---|---|---|---|---|---|
| Matrix (Source ID): | Water (544104-001) | Method: | SM5220D | Prep Method: | METHOD |

| QC1304604 Analyte | Result | Source Sample Result | Spiked | Units | Recovery | Qual | Limits | RPD | RPD Lim | DF |
|---|---|---|---|---|---|---|---|---|---|---|
| Chemical Oxygen Demand | 96.00 | ND | 100.0 | mg/L | 96% | | 75-125 | 4 | 20 | 2 |

* Value is outside QC limits

E Response exceeds instrument's linear range

ND Not Detected

NM Not Meaningful

**Laboratory Job Number 544249**

**Subcontracted Products**

**Pace Laboratories**

**Pace Analytical Services, LLC**
1638 Roseytown Road - Suites 2,3,4
Greensburg, PA 15601
(724)850-5600

November 04, 2025

Zach Barker
Enthalpy Analytical
931 W Barkley Ave
Orange, CA 92868

RE: Project: 544249
Pace Project No.: 30819249

Dear Zach Barker:

Enclosed are the analytical results for sample(s) received by the laboratory on October 16, 2025. The results relate only to the samples included in this report. Results reported herein conform to the applicable TNI/NELAC Standards and the laboratory's Quality Manual, where applicable, unless otherwise noted in the body of the report.

The test results provided in this final report were generated by each of the following laboratories within the Pace Network:

The samples will be subcontracted to Pace Bakersfield for Organophosphorus Pesticides analysis. Results of the analysis are reported on the Pace Bakersfield data tables.

If you have any questions concerning this report, please feel free to contact me.

Sincerely,

Nikayla M. Yasurek
nikayla.yasurek@pacelabs.com
(724)850-5600
Project Manager

Enclosures

cc: Sophia Baughman, Enthalpy Analytical
Diane Galvan, Enthalpy Analytical
Brenda Hamilton, Enthalpy Analytical
Ms. Patricia Mata, Enthalpy Analytical
Taylor Nasu, Enthalpy Analytical
Jocelyn Nguyen, Enthalpy Analytical
Incoming Reports, Enthalpy Analytical
David Tripp, Enthalpy Analytical

**REPORT OF LABORATORY ANALYSIS**

This report shall not be reproduced, except in full,
without the written consent of Pace Analytical Services, LLC.

**Pace Analytical Services, LLC**
1638 Roseytown Road - Suites 2,3,4
Greensburg, PA 15601
(724)850-5600

## SAMPLE SUMMARY

Project: 544249
Pace Project No.: 30819249

| Lab ID | Sample ID | Matrix | Date Collected | Date Received |
|---|---|---|---|---|
| **30819249001** | **South Basin - Western Inlet** | Water | 10/14/25 08:20 | 10/16/25 10:15 |
| **30819249002** | **South Basin - Eastern Inlet** | Water | 10/14/25 09:00 | 10/16/25 10:15 |

**REPORT OF LABORATORY ANALYSIS**

This report shall not be reproduced, except in full,
without the written consent of Pace Analytical Services, LLC.

2518138

30819249

ENTHALPY ANALYTICAL

931 West Barkley Ave
Orange, CA 92868
(714) 771-6900

2518138

Subcontract Laboratory:
Pace Laboratories
4100 Atlas Court
Bakersfield, CA 93308
ATTN: Ragen Schallock
PO #: Required, to be sent via email

Enthalpy Order: EO-544249
PM: Zach Barker
Email: zach.barker@enthalpy.com
CC: incomingreports@enthalpy.com
Phone: (714) 771-6900

Results Due: Standard TAT
Report Level: II
Report To: MDL
EDDs: ELM_TransferOut (Standard Excel Transfer EDD, 3 tabs)

Notes:
Chiquita Canyon Landfill Stormwater

| Sample ID | Collected | Lab ID | # Cont. | Matrix | Analysis Requested | Comment |
|---|---|---|---|---|---|---|
| -1 SOUTH BASIN - WESTERN INLET | 14-OCT-2025 08:20 | 544249-001 | 1 | Water | Organophosphorus Pesticides | |
| -2 SOUTH BASIN - EASTERN INLET | 14-OCT-2025 09:00 | 544249-002 | 1 | Water | Organophosphorus Pesticides | |

| Notes: | Relinquished By: | Received By: |
|---|---|---|
| | [signature] | Christopher Leyva |
| | Date: 10-15-25 14:48 | Date: 10/16/25 10:15 |
| | | |
| | Date: | Date: |
| | | |
| | Date: | Date: |

PACE ANALYTICAL | COOLER RECEIPT FORM | Page 1 Of 1

Submission #: 2518138

**SHIPPING INFORMATION**
Fed Ex ☑ UPS ☐ GSO / GLS ☐ Hand Delivery ☐
Pace Lab Field Service ☐ Other ☐ (Specify)_____

**SHIPPING CONTAINER**
Ice Chest ☑ None ☐ Box ☐
Other ☐ (Specify)_____

**FREE LIQUID**
YES ☑ NO ☐
W / S

Refrigerant: Ice ☑ Blue Ice ☐ None ☐ Other ☐ Comments:

Custody Seals Ice Chest ☐ Intact? Yes ☐ No ☐ Containers ☐ Intact? Yes ☐ No ☐ None ☑ Comments:

All samples received? Yes ☒ No ☐ All samples containers intact? Yes ☒ No ☐ Description(s) match COC? Yes ☒ No ☐

☑ COC Received ☐ YES ☐ NO

Emissivity: 0.97 Container: N/A Thermometer ID: 274

Temperature: (A) 1.9 °C / (C) 2.0 °C

Date/Time 10/16/25 1005

Analyst Init CLZ

| SAMPLE CONTAINERS | SAMPLE NUMBERS 1 | 2 | 3 | 4 | 5 | 6 | 7 | 8 | 9 | 10 |
|---|---|---|---|---|---|---|---|---|---|---|
| QT PE UNPRES | | | | | | | | | | |
| 4oz / 8oz / 16oz PE UNPRES | | | | | | | | | | |
| 2oz $Cr^{+6}$ | | | | | | | | | | |
| QT INORGANIC CHEMICAL METALS | | | | | | | | | | |
| INORGANIC CHEMICAL METALS 4oz / 8oz / 16oz | | | | | | | | | | |
| PT CYANIDE | | | | | | | | | | |
| PT NITROGEN FORMS | | | | | | | | | | |
| PT TOTAL SULFIDE | | | | | | | | | | |
| 2oz. NITRATE / NITRITE | | | | | | | | | | |
| PT TOTAL ORGANIC CARBON | | | | | | | | | | |
| PT CHEMICAL OXYGEN DEMAND | | | | | | | | | | |
| PtA PHENOLICS | | | | | | | | | | |
| 40ml VOA VIAL TRAVEL BLANK | | | | | | | | | | |
| 40ml VOA VIAL | | | | | | | | | | |
| QT EPA 1664B | | | | | | | | | | |
| PT ODOR | | | | | | | | | | |
| RADIOLOGICAL | | | | | | | | | | |
| BACTERIOLOGICAL | | | | | | | | | | |
| 40 ml VOA VIAL- 504 | | | | | | | | | | |
| QT EPA 508/608.3/8081A | | | | | | | | | | |
| QT EPA 515.1/8151A | | | | | | | | | | |
| QT EPA 525.2 | | | | | | | | | | |
| QT EPA 525.2 TRAVEL BLANK | | | | | | | | | | |
| 40ml EPA 547 | | | | | | | | | | |
| 40ml EPA 531.1 | | | | | | | | | | |
| 8oz EPA 548.1 | | | | | | | | | | |
| QT EPA 549.2 | | | | | | | | | | |
| QT EPA 8015M | | | | | | | | | | |
| QT EPA 8270C | | | | | | | | | | |
| 8oz / 16oz / 32oz AMBER | A | A | | | | | | | | |
| 8oz / 16oz / 32oz JAR | | | | | | | | | | |
| SOIL SLEEVE | | | | | | | | | | |
| PCB VIAL | | | | | | | | | | |
| PLASTIC BAG | | | | | | | | | | |
| TEDLAR BAG | | | | | | | | | | |
| FERROUS IRON | | | | | | | | | | |
| ENCORE | | | | | | | | | | |
| SMART KIT | | | | | | | | | | |
| SUMMA CANISTER | | | | | | | | | | |

DISTRIBUTION FILE OUT ☐ CHK KEY

Comments:_____

Sample Numbering Completed By: KIB Date/Time: 10/16/25 1645

A = Actual / C = Corrected

Rev 23 05/20/22

[S:\WPDoc\WordPerfect\LAB_DOCS\FORMS\SAMRECrev 20]

Date of Report: 10/30/2025

Nikayla Yasurek

PACE Analytical - PA
1638 Roseytown Road, Ste 2,3 &4
Greensburg, PA 15601

| | |
|---|---|
| Client Project: | EO-544249 |
| Pace Project: | Chiquita Canyon Landfill Stormwater |
| Pace Work Order: | 2518138 |
| Invoice ID: | B525891 |

Enclosed are the results of analyses for samples received by the laboratory on 10/16/2025. If you have any questions concerning this report, please feel free to contact me.

Sincerely,

Contact Person: Ragen Williams
Client Service Rep

Steven Bennett
Operations Manager

Certifications: CA ELAP #1186; NV #CA00014; OR ELAP #4032-001; AK UST101

*The results in this report apply to the samples analyzed in accordance with the chain of custody document. This analytical report must be reproduced in its entirety.*
All results listed in this report are for the exclusive use of the submitting party. Pace Analytical assumes no responsibility for report alteration, separation, detachment or third party interpretation.

# Table of Contents


**Sample Information**

Chain of Custody and Cooler Receipt form ..... 3
Laboratory / Client Sample Cross Reference ..... 7

**Sample Results**

**2518138-01 - SOUTH BASIN - WESTERN INLET**

Organo-Phosphorus Pesticide Analysis (EPA Method 8141A) ..... 8

**2518138-02 - SOUTH BASIN - EASTERN INLET**

Organo-Phosphorus Pesticide Analysis (EPA Method 8141A) ..... 9

**Quality Control Reports**

**Organo-Phosphorus Pesticide Analysis (EPA Method 8141A)**

Method Blank Analysis ..... 10
Laboratory Control Sample ..... 11
Precision and Accuracy ..... 12

**Notes**

Notes and Definitions ..... 13



*The results in this report apply to the samples analyzed in accordance with the chain of custody document. This analytical report must be reproduced in its entirety.*
All results listed in this report are for the exclusive use of the submitting party. Pace Analytical assumes no responsibility for report alteration, separation, detachment or third party interpretation.

# Internal Transfer Chain of Custody

Pace®

☐ Rush Multiplier____X
☐☐ Samples Pre-Logged into eCOC

State Of Origin: CA
Cert. Needed: ☐ Yes ☐ No

**Workorder:** 30819249 **Workorder Name:** 544249 **Owner Received Date:** 10/16/2025 **Results Requested By:** 10/30/2025

| Report To | Subcontract To | Requested Analysis |
|---|---|---|
| Nikayla M. Yasurek<br>Pace Analytical Pittsburgh<br>1638 Roseytown Road<br>Suites 2,3,4<br>Greensburg, PA 15601<br>Phone (724)850-5600 | Pace Analytical Bakersfield<br>4100 Atlas Court<br>Bakersfield, CA 93313<br>Phone (661)327-4911 | |

| Item | Sample ID | Sample Type | Collect Date/Time | Lab ID | Matrix | Preserved Containers: HCL | Organophosphorus Pesticides | LAB USE ONLY |
|---|---|---|---|---|---|---|---|---|
| 1 | South Basin - Western Inlet | PS | 10/14/2025 08:20 | 30819249001 | Water | 1 | X | |
| 2 | South Basin - Eastern Inlet | PS | 10/14/2025 09:00 | 30819249002 | Water | 1 | X | |
| 3 | | | | | | | | |
| 4 | | | | | | | | |
| 5 | | | | | | | | |

Comments

| Transfers | Released By | Date/Time | Received By | Date/Time |
|---|---|---|---|---|
| 1 | | | | |
| 2 | | | | |
| 3 | | | | |

**Cooler Temperature on Receipt ____ °C** **Custody Seal Y or N** **Received on Ice Y or N** **Samples Intact Y or N**

****In order to maintain client confidentiality, location/name of the sampling site, sampler's name and signature may not be provided on this COC document.*

*This chain of custody is considered complete as is since this information is available in the owner laboratory.*

Friday, October 17, 2025 2:44:35 PM FMT-ALL-C-002rev.00 24March2009 Page 1 of 1

Pace®

**Ship To:**
Pace Analytical Bakersfield
4100 Atlas Court
Bakersfield, CA 93313
Phone (661)327-4911

**INTER_LABORATORY WORK ORDER # 30819249**
(To be completed by sending lab)

| | |
|---|---|
| Sending Project No: | 30819249 |
| Receiving Project No: | |
| Check Box for Consolidated Invoice: | ☐ |
| Date Prepared: | 10/17/25 |
| **REQUESTED COMPLETION DATE:** | **10/30/2025** |

| | | | |
|---|---|---|---|
| Sending Region | IR30-Pittsburgh | Sending Project Mgr. | Nikayla M. Yasurek |
| Receiving Region | S870-Bakersfield | External Client | Enthalpy Analytical |
| State of Sample Origin | CA | QC Deliverable | STD REPORT |

**All questions should be addressed to sending project manager.**

Requested Reportable Units _____ Report Wet or Dry Weight? Dry Weight ☐ IRWO Lab Need to run? Cert. Needed _____

**WORK REQUESTED**

| Method Description | Container Type | Quantity of containers | Preservative | Quantity of Samples | Acode | Acode Desc |
|---|---|---|---|---|---|---|
| Organophosphorus Pesticides | DG9H | | HCL | 2 | SI-33GCV | SUB PASI GCV |

**Special Requirements:** Report C, QC Limits (C),CA PWS CLIP (1687),PEG Level LE (1550)

**FOR ANALYTICAL WORK COMPLETED THIS SECTION ALSO**

Return Samples to Sending Region: ☐ Yes ☐ No

**DISPOSITION of FORM**

Original sent to the receiving lab - Copy kept at the sending lab.
When work completed: Original sent to the ABM at the receiving laboratory. Copies are made to corporate as needed.



*The results in this report apply to the samples analyzed in accordance with the chain of custody document. This analytical report must be reproduced in its entirety.*
All results listed in this report are for the exclusive use of the submitting party. Pace Analytical assumes no responsibility for report alteration, separation, detachment or third party interpretation.

2518138

ENTHALPY ANALYTICAL

931 West Barkley Ave
Orange, CA 92868
(714) 771-6900

2518138

Subcontract Laboratory:
Pace Laboratories
4100 Atlas Court
Bakersfield, CA 93308
ATTN: Ragen Schallock
PO #: Required, to be sent via email

Enthalpy Order: EO-544249
PM: Zach Barker
Email: zach.barker@enthalpy.com
CC: incomingreports@enthalpy.com
Phone: (714) 771-6900

Results Due: Standard TAT
Report Level: II
Report To: MDL
EDDs: ELM_TransferOut (Standard Excel Transfer EDD, 3 tabs)

Notes:
Chiquita Canyon Landfill Stormwater

| | Sample ID | Collected | Lab ID | # Cont. | Matrix | Analysis Requested | Comment |
|---|---|---|---|---|---|---|---|
| 1 | SOUTH BASIN - WESTERN INLET | 14-OCT-2025 08:20 | 544249-001 | 1 | Water | Organophosphorus Pesticides | |
| 2 | SOUTH BASIN - EASTERN INLET | 14-OCT-2025 09:00 | 544249-002 | 1 | Water | Organophosphorus Pesticides | |

| Notes: | Relinquished By: | Received By: |
|---|---|---|
| | [signature] | Christopher Leyva |
| | Date: 10-15-25 14:48 | Date: 10/16/25 1015 |
| | | |
| | Date: | Date: |
| | | |
| | Date: | Date: |

1 of 1

| PACE ANALYTICAL | COOLER RECEIPT FORM | Page 1 Of 1 |
|---|---|---|
| Submission #: 2518138 | | |

| SHIPPING INFORMATION | SHIPPING CONTAINER | FREE LIQUID |
|---|---|---|
| Fed Ex ☑ UPS ☐ GSO / GLS ☐ Hand Delivery ☐<br>Pace Lab Field Service ☐ Other ☐ (Specify)_____ | Ice Chest ☑ None ☐ Box ☐<br>Other ☐ (Specify)_____ | YES ☑ NO ☐<br>(W) / S |

Refrigerant: Ice ☑ Blue Ice ☐ None ☐ Other ☐ Comments:

Custody Seals: Ice Chest ☐ Intact? Yes ☐ No ☐ | Containers ☐ Intact? Yes ☐ No ☐ | None ☑ Comments:

All samples received? Yes ☒ No ☐ All samples containers intact? Yes ☒ No ☐ Description(s) match COC? Yes ☒ No ☐

☑ COC Received ☑ YES ☐ NO

Emissivity: 0.97 Container: N/A Thermometer ID: 274

Temperature: (A) 1.9 °C / (C) 2.0 °C

Date/Time 10/16/25 1005

Analyst Init CLZ

| SAMPLE CONTAINERS | SAMPLE NUMBERS 1 | 2 | 3 | 4 | 5 | 6 | 7 | 8 | 9 | 10 |
|---|---|---|---|---|---|---|---|---|---|---|
| QT PE UNPRES | | | | | | | | | | |
| 4oz / 8oz / 16oz PE UNPRES | | | | | | | | | | |
| 2oz $Cr^{+6}$ | | | | | | | | | | |
| QT INORGANIC CHEMICAL METALS | | | | | | | | | | |
| INORGANIC CHEMICAL METALS 4oz / 8oz / 16oz | | | | | | | | | | |
| PT CYANIDE | | | | | | | | | | |
| PT NITROGEN FORMS | | | | | | | | | | |
| PT TOTAL SULFIDE | | | | | | | | | | |
| 2oz. NITRATE / NITRITE | | | | | | | | | | |
| PT TOTAL ORGANIC CARBON | | | | | | | | | | |
| PT CHEMICAL OXYGEN DEMAND | | | | | | | | | | |
| PtA PHENOLICS | | | | | | | | | | |
| 40ml VOA VIAL TRAVEL BLANK | | | | | | | | | | |
| 40ml VOA VIAL | | | | | | | | | | |
| QT EPA 1664B | | | | | | | | | | |
| PT ODOR | | | | | | | | | | |
| RADIOLOGICAL | | | | | | | | | | |
| BACTERIOLOGICAL | | | | | | | | | | |
| 40 ml VOA VIAL- 504 | | | | | | | | | | |
| QT EPA 508/608.3/8081A | | | | | | | | | | |
| QT EPA 515.1/8151A | | | | | | | | | | |
| QT EPA 525.2 | | | | | | | | | | |
| QT EPA 525.2 TRAVEL BLANK | | | | | | | | | | |
| 40ml EPA 547 | | | | | | | | | | |
| 40ml EPA 531.1 | | | | | | | | | | |
| 8oz EPA 548.1 | | | | | | | | | | |
| QT EPA 549.2 | | | | | | | | | | |
| QT EPA 8015M | | | | | | | | | | |
| QT EPA 8270C | | | | | | | | | | |
| 8oz / 16oz / 32oz AMBER | A | A | | | | | | | | |
| 8oz / 16oz / 32oz JAR | | | | | | | | | | |
| SOIL SLEEVE | | | | | | | | | | |
| PCB VIAL | | | | | | | | | | |
| PLASTIC BAG | | | | | | | | | | |
| TEDLAR BAG | | | | | | | | | | |
| FERROUS IRON | | | | | | | | | | |
| ENCORE | | | | | | | | | | |
| SMART KIT | | | | | | | | | | |
| SUMMA CANISTER | | | | | | | | | | |

DISTRIBUTION CHK KEY

Comments:

Sample Numbering Completed By: KIB Date/Time: 10/16/25 1645

A = Actual / C = Corrected

Rev 23 05/20/22

[S:\WPDoc\WordPerfect\LAB_DOCS\FORMS\SAMREC rev 20]

PACE Analytical - PA
1638 Roseytown Road, Ste 2,3 &4
Greensburg, PA 15601

**Reported:** 10/30/2025 7:37
Project: Chiquita Canyon Landfill Stormwater
Project Number: EO-544249
Project Manager: Nikayla Yasurek

# Laboratory / Client Sample Cross Reference

| Laboratory | Client Sample Information | | | |
|---|---|---|---|---|
| **2518138-01** | **COC Number:** | — | **Receive Date:** | 10/16/2025 10:15 |
| | **Project Number:** | — | **Sampling Date:** | 10/14/2025 08:20 |
| | **Sampling Location:** | — | **Sample Depth:** | — |
| | **Sampling Point:** | SOUTH BASIN - WESTERN INLET | **Lab Matrix:** | Water |
| | **Sampled By:** | CLient | **Sample Type:** | Water |
| **2518138-02** | **COC Number:** | — | **Receive Date:** | 10/16/2025 10:15 |
| | **Project Number:** | — | **Sampling Date:** | 10/14/2025 09:00 |
| | **Sampling Location:** | — | **Sample Depth:** | — |
| | **Sampling Point:** | SOUTH BASIN - EASTERN INLET | **Lab Matrix:** | Water |
| | **Sampled By:** | CLient | **Sample Type:** | Water |

*The results in this report apply to the samples analyzed in accordance with the chain of custody document. This analytical report must be reproduced in its entirety.*
All results listed in this report are for the exclusive use of the submitting party. Pace Analytical assumes no responsibility for report alteration, separation, detachment or third party interpretation.

PACE Analytical - PA
1638 Roseytown Road, Ste 2,3 &4
Greensburg, PA 15601

**Reported:** 10/30/2025 7:37
Project: Chiquita Canyon Landfill Stormwater
Project Number: EO-544249
Project Manager: Nikayla Yasurek

# Organo-Phosphorus Pesticide Analysis (EPA Method 8141A)

**Pace Sample ID:** 2518138-01 | **Client Sample Name:** SOUTH BASIN - WESTERN INLET, 10/14/2025 8:20:00AM, CLient

| Constituent | Result | Units | PQL | MDL | Method | MB Bias | Lab Quals | DCN |
|---|---|---|---|---|---|---|---|---|
| Azinphos methyl | ND | ug/L | 0.50 | 0.12 | EPA-8141A | ND | | 1 |
| Bolstar | ND | ug/L | 0.20 | 0.050 | EPA-8141A | ND | | 1 |
| Chlorpyrifos | ND | ug/L | 0.20 | 0.050 | EPA-8141A | ND | | 1 |
| Coumaphos | ND | ug/L | 0.50 | 0.11 | EPA-8141A | ND | | 1 |
| Demeton O/S | ND | ug/L | 0.20 | 0.056 | EPA-8141A | ND | | 1 |
| Diazinon | ND | ug/L | 0.20 | 0.050 | EPA-8141A | ND | | 1 |
| Dichlorvos | ND | ug/L | 0.20 | 0.050 | EPA-8141A | ND | | 1 |
| Disulfoton | ND | ug/L | 0.20 | 0.050 | EPA-8141A | ND | | 1 |
| Ethoprop | ND | ug/L | 0.20 | 0.052 | EPA-8141A | ND | | 1 |
| Fensulfothion | ND | ug/L | 0.20 | 0.051 | EPA-8141A | ND | | 1 |
| Fenthion | ND | ug/L | 0.20 | 0.050 | EPA-8141A | ND | | 1 |
| Merphos | ND | ug/L | 0.20 | 0.050 | EPA-8141A | ND | | 1 |
| Methyl parathion | ND | ug/L | 0.20 | 0.050 | EPA-8141A | ND | | 1 |
| Mevinphos | ND | ug/L | 0.20 | 0.050 | EPA-8141A | ND | | 1 |
| Naled | ND | ug/L | 0.50 | 0.17 | EPA-8141A | ND | | 1 |
| Phorate | ND | ug/L | 0.20 | 0.066 | EPA-8141A | ND | | 1 |
| Ronnel (Fenchlorphos) | ND | ug/L | 0.20 | 0.050 | EPA-8141A | ND | | 1 |
| Stirophos (Tetrachlorvinphos) | ND | ug/L | 0.20 | 0.082 | EPA-8141A | ND | | 1 |
| Tokuthion (Prothiofos) | ND | ug/L | 0.20 | 0.050 | EPA-8141A | ND | | 1 |
| Trichloronate | ND | ug/L | 0.20 | 0.050 | EPA-8141A | ND | | 1 |
| Triphenylphosphate (Surrogate) | 62.6 | % | 50 - 130 (LCL - UCL) | | EPA-8141A | | | 1 |

| DCN | Method | Prep Date | Run Date/Time | Analyst | Instrument | Dilution | QC Batch ID | Prep Method |
|---|---|---|---|---|---|---|---|---|
| 1 | EPA-8141A | 10/21/25 17:00 | 10/27/25 20:18 | OLH | GC-18 | 0.943 | B221318 | EPA 3510C |

DCN = Data Continuation Number

*The results in this report apply to the samples analyzed in accordance with the chain of custody document. This analytical report must be reproduced in its entirety.*
All results listed in this report are for the exclusive use of the submitting party. Pace Analytical assumes no responsibility for report alteration, separation, detachment or third party interpretation.

PACE Analytical - PA
1638 Roseytown Road, Ste 2,3 &4
Greensburg, PA 15601

**Reported:** 10/30/2025 7:37
Project: Chiquita Canyon Landfill Stormwater
Project Number: EO-544249
Project Manager: Nikayla Yasurek

# Organo-Phosphorus Pesticide Analysis (EPA Method 8141A)

**Pace Sample ID:** 2518138-02 | **Client Sample Name:** SOUTH BASIN - EASTERN INLET, 10/14/2025 9:00:00AM, CLient

| Constituent | Result | Units | PQL | MDL | Method | MB Bias | Lab Quals | DCN |
|---|---|---|---|---|---|---|---|---|
| Azinphos methyl | ND | ug/L | 0.50 | 0.12 | EPA-8141A | ND | | 1 |
| Bolstar | ND | ug/L | 0.20 | 0.050 | EPA-8141A | ND | | 1 |
| Chlorpyrifos | ND | ug/L | 0.20 | 0.050 | EPA-8141A | ND | | 1 |
| Coumaphos | ND | ug/L | 0.50 | 0.11 | EPA-8141A | ND | | 1 |
| Demeton O/S | ND | ug/L | 0.20 | 0.056 | EPA-8141A | ND | | 1 |
| Diazinon | ND | ug/L | 0.20 | 0.050 | EPA-8141A | ND | | 1 |
| Dichlorvos | ND | ug/L | 0.20 | 0.050 | EPA-8141A | ND | | 1 |
| Disulfoton | ND | ug/L | 0.20 | 0.050 | EPA-8141A | ND | | 1 |
| Ethoprop | ND | ug/L | 0.20 | 0.052 | EPA-8141A | ND | | 1 |
| Fensulfothion | ND | ug/L | 0.20 | 0.051 | EPA-8141A | ND | | 1 |
| Fenthion | ND | ug/L | 0.20 | 0.050 | EPA-8141A | ND | | 1 |
| Merphos | ND | ug/L | 0.20 | 0.050 | EPA-8141A | ND | | 1 |
| Methyl parathion | ND | ug/L | 0.20 | 0.050 | EPA-8141A | ND | | 1 |
| Mevinphos | ND | ug/L | 0.20 | 0.050 | EPA-8141A | ND | | 1 |
| Naled | ND | ug/L | 0.50 | 0.17 | EPA-8141A | ND | | 1 |
| Phorate | ND | ug/L | 0.20 | 0.066 | EPA-8141A | ND | | 1 |
| Ronnel (Fenchlorphos) | ND | ug/L | 0.20 | 0.050 | EPA-8141A | ND | | 1 |
| Stirophos (Tetrachlorvinphos) | ND | ug/L | 0.20 | 0.082 | EPA-8141A | ND | | 1 |
| Tokuthion (Prothiofos) | ND | ug/L | 0.20 | 0.050 | EPA-8141A | ND | | 1 |
| Trichloronate | ND | ug/L | 0.20 | 0.050 | EPA-8141A | ND | | 1 |
| Triphenylphosphate (Surrogate) | 39.2 | % | 50 - 130 (LCL - UCL) | | EPA-8141A | | S09 | 1 |

| DCN | Method | Prep Date | Run Date/Time | Analyst | Instrument | Dilution | QC Batch ID | Prep Method |
|---|---|---|---|---|---|---|---|---|
| 1 | EPA-8141A | 10/21/25 17:00 | 10/27/25 20:48 | OLH | GC-18 | 0.952 | B221318 | EPA 3510C |

DCN = Data Continuation Number

*The results in this report apply to the samples analyzed in accordance with the chain of custody document. This analytical report must be reproduced in its entirety.*
All results listed in this report are for the exclusive use of the submitting party. Pace Analytical assumes no responsibility for report alteration, separation, detachment or third party interpretation.

PACE Analytical - PA
1638 Roseytown Road, Ste 2,3 &4
Greensburg, PA 15601

**Reported:** 10/30/2025 7:37
Project: Chiquita Canyon Landfill Stormwater
Project Number: EO-544249
Project Manager: Nikayla Yasurek

# Organo-Phosphorus Pesticide Analysis (EPA Method 8141A)

## Quality Control Report - Method Blank Analysis

| Constituent | QC Sample ID | MB Result | Units | PQL | MDL | Lab Quals | Run # |
|---|---|---|---|---|---|---|---|
| **QC Batch ID: B221318** | | | | | | | |
| Azinphos methyl | B221318-BLK1 | ND | ug/L | 0.50 | 0.12 | | 1 |
| Bolstar | B221318-BLK1 | ND | ug/L | 0.20 | 0.050 | | 1 |
| Chlorpyrifos | B221318-BLK1 | ND | ug/L | 0.20 | 0.050 | | 1 |
| Coumaphos | B221318-BLK1 | ND | ug/L | 0.50 | 0.11 | | 1 |
| Demeton O/S | B221318-BLK1 | ND | ug/L | 0.20 | 0.056 | | 1 |
| Diazinon | B221318-BLK1 | ND | ug/L | 0.20 | 0.050 | | 1 |
| Dichlorvos | B221318-BLK1 | ND | ug/L | 0.20 | 0.050 | | 1 |
| Disulfoton | B221318-BLK1 | ND | ug/L | 0.20 | 0.050 | | 1 |
| Ethoprop | B221318-BLK1 | ND | ug/L | 0.20 | 0.052 | | 1 |
| Fensulfothion | B221318-BLK1 | ND | ug/L | 0.20 | 0.051 | | 1 |
| Fenthion | B221318-BLK1 | ND | ug/L | 0.20 | 0.050 | | 1 |
| Merphos | B221318-BLK1 | ND | ug/L | 0.20 | 0.050 | | 1 |
| Methyl parathion | B221318-BLK1 | ND | ug/L | 0.20 | 0.050 | | 1 |
| Mevinphos | B221318-BLK1 | ND | ug/L | 0.20 | 0.050 | | 1 |
| Naled | B221318-BLK1 | ND | ug/L | 0.50 | 0.17 | | 1 |
| Phorate | B221318-BLK1 | ND | ug/L | 0.20 | 0.066 | | 1 |
| Ronnel (Fenchlorphos) | B221318-BLK1 | ND | ug/L | 0.20 | 0.050 | | 1 |
| Stirophos (Tetrachlorvinphos) | B221318-BLK1 | ND | ug/L | 0.20 | 0.082 | | 1 |
| Tokuthion (Prothiofos) | B221318-BLK1 | ND | ug/L | 0.20 | 0.050 | | 1 |
| Trichloronate | B221318-BLK1 | ND | ug/L | 0.20 | 0.050 | | 1 |
| **Triphenylphosphate (Surrogate)** | **B221318-BLK1** | **100** | % | **50 - 130 (LCL - UCL)** | | | 1 |

| Run # | QC Sample ID | QC Type | Method | Prep Date | Run Date Time | Analyst | Instrument | Dilution |
|---|---|---|---|---|---|---|---|---|
| 1 | B221318-BLK1 | PB | EPA-8141A | 10/21/25 | 10/27/25 17:12 | OLH | GC-18 | 1 |

*The results in this report apply to the samples analyzed in accordance with the chain of custody document. This analytical report must be reproduced in its entirety.*
All results listed in this report are for the exclusive use of the submitting party. Pace Analytical assumes no responsibility for report alteration, separation, detachment or third party interpretation.

PACE Analytical - PA
1638 Roseytown Road, Ste 2,3 &4
Greensburg, PA 15601

**Reported:** 10/30/2025 7:37
Project: Chiquita Canyon Landfill Stormwater
Project Number: EO-544249
Project Manager: Nikayla Yasurek

# Organo-Phosphorus Pesticide Analysis (EPA Method 8141A)

## Quality Control Report - Laboratory Control Sample

| Constituent | QC Sample ID | Type | Result | Spike Level | Units | Percent Recovery | RPD | Control Limits Percent Recovery | Control Limits RPD | Lab Quals | Run # |
|---|---|---|---|---|---|---|---|---|---|---|---|
| **QC Batch ID: B221318** | | | | | | | | | | | |
| Bolstar | B221318-BS1 | LCS | 1.5400 | 2.0000 | ug/L | 77.0 | | 50 - 130 | | | 1 |
| Chlorpyrifos | B221318-BS1 | LCS | 1.5200 | 2.0000 | ug/L | 76.0 | | 60 - 120 | | | 1 |
| Diazinon | B221318-BS1 | LCS | 1.6000 | 2.0000 | ug/L | 80.0 | | 60 - 130 | | | 1 |
| Methyl parathion | B221318-BS1 | LCS | 1.6450 | 2.0000 | ug/L | 82.2 | | 60 - 120 | | | 1 |
| Mevinphos | B221318-BS1 | LCS | 1.6050 | 2.0000 | ug/L | 80.2 | | 50 - 120 | | | 1 |
| Ronnel (Fenchlorphos) | B221318-BS1 | LCS | 1.6450 | 2.0000 | ug/L | 82.2 | | 50 - 120 | | | 1 |
| Stirophos (Tetrachlorvinphos) | B221318-BS1 | LCS | 1.4100 | 2.0000 | ug/L | 70.5 | | 50 - 120 | | | 1 |
| Triphenylphosphate (Surrogate) | B221318-BS1 | LCS | 3.8550 | 2.5000 | ug/L | 154 | | 50 - 130 | | S09 | 1 |

| Run # | QC Sample ID | QC Type | Method | Prep Date | Run Date Time | Analyst | Instrument | Dilution |
|---|---|---|---|---|---|---|---|---|
| 1 | B221318-BS1 | LCS | EPA-8141A | 10/21/25 | 10/27/25 18:19 | OLH | GC-18 | 1 |

*The results in this report apply to the samples analyzed in accordance with the chain of custody document. This analytical report must be reproduced in its entirety.*
All results listed in this report are for the exclusive use of the submitting party. Pace Analytical assumes no responsibility for report alteration, separation, detachment or third party interpretation.

PACE Analytical - PA
1638 Roseytown Road, Ste 2,3 &4
Greensburg, PA 15601

**Reported:** 10/30/2025 7:37
Project: Chiquita Canyon Landfill Stormwater
Project Number: EO-544249
Project Manager: Nikayla Yasurek

# Organo-Phosphorus Pesticide Analysis (EPA Method 8141A)

## Quality Control Report - Precision & Accuracy

| Constituent | Type | Source Sample ID | Source Result | Result | Spike Added | Units | RPD | Percent Recovery | Control Limits RPD | Control Limits Percent Recovery | Lab Quals | R# |
|---|---|---|---|---|---|---|---|---|---|---|---|---|
| **QC Batch ID: B221318** | Used client sample: N | | | | | | | | | | | |
| Bolstar | MS | 2518023-03 | ND | 1.3300 | 2.0000 | ug/L | | 66.5 | | 60 - 120 | | 1 |
| | MSD | 2518023-03 | ND | 1.3050 | 2.0000 | ug/L | 1.9 | 65.2 | 30 | 60 - 120 | | 2 |
| Chlorpyrifos | MS | 2518023-03 | ND | 1.3150 | 2.0000 | ug/L | | 65.8 | | 60 - 120 | | 1 |
| | MSD | 2518023-03 | ND | 1.2800 | 2.0000 | ug/L | 2.7 | 64.0 | 30 | 60 - 120 | | 2 |
| Diazinon | MS | 2518023-03 | ND | 1.5050 | 2.0000 | ug/L | | 75.2 | | 60 - 130 | | 1 |
| | MSD | 2518023-03 | ND | 1.4700 | 2.0000 | ug/L | 2.4 | 73.5 | 30 | 60 - 130 | | 2 |
| Methyl parathion | MS | 2518023-03 | ND | 1.5350 | 2.0000 | ug/L | | 76.8 | | 60 - 120 | | 1 |
| | MSD | 2518023-03 | ND | 1.4800 | 2.0000 | ug/L | 3.6 | 74.0 | 30 | 60 - 120 | | 2 |
| Mevinphos | MS | 2518023-03 | ND | 1.8050 | 2.0000 | ug/L | | 90.2 | | 50 - 120 | | 1 |
| | MSD | 2518023-03 | ND | 1.7500 | 2.0000 | ug/L | 3.1 | 87.5 | 30 | 50 - 120 | | 2 |
| Ronnel (Fenchlorphos) | MS | 2518023-03 | ND | 1.5100 | 2.0000 | ug/L | | 75.5 | | 50 - 120 | | 1 |
| | MSD | 2518023-03 | ND | 1.5200 | 2.0000 | ug/L | 0.7 | 76.0 | 30 | 50 - 120 | | 2 |
| Stirophos (Tetrachlorvinphos) | MS | 2518023-03 | ND | 1.0150 | 2.0000 | ug/L | | 50.8 | | 50 - 120 | | 1 |
| | MSD | 2518023-03 | ND | 1.0000 | 2.0000 | ug/L | 1.5 | 50.0 | 30 | 50 - 120 | | 2 |
| **Triphenylphosphate (Surrogate)** | MS | **2518023-03** | **ND** | **3.3100** | **2.5000** | **ug/L** | | **132** | | **50 - 130** | **S09** | 1 |
| | MSD | **2518023-03** | **ND** | **3.3750** | **2.5000** | **ug/L** | **1.9** | **135** | | **50 - 130** | **S09** | 2 |

| Run # | QC Sample ID | QC Type | Method | Prep Date | Run Date Time | Analyst | Instrument | Dilution |
|---|---|---|---|---|---|---|---|---|
| 1 | B221318-MS1 | MS | EPA-8141A | 10/21/25 | 10/27/25 18:49 | OLH | GC-18 | 1 |
| 2 | B221318-MSD1 | MSD | EPA-8141A | 10/21/25 | 10/27/25 19:19 | OLH | GC-18 | 1 |

*The results in this report apply to the samples analyzed in accordance with the chain of custody document. This analytical report must be reproduced in its entirety.*
All results listed in this report are for the exclusive use of the submitting party. Pace Analytical assumes no responsibility for report alteration, separation, detachment or third party interpretation.

PACE Analytical - PA
1638 Roseytown Road, Ste 2,3 &4
Greensburg, PA 15601

**Reported:** 10/30/2025 7:37
Project: Chiquita Canyon Landfill Stormwater
Project Number: EO-544249
Project Manager: Nikayla Yasurek

## Notes And Definitions

| | |
|---|---|
| MDL | Method Detection Limit |
| ND | Analyte Not Detected |
| PQL | Practical Quantitation Limit |
| S09 | The surrogate recovery for this compound was not within the control limits. |

*The results in this report apply to the samples analyzed in accordance with the chain of custody document. This analytical report must be reproduced in its entirety.*
All results listed in this report are for the exclusive use of the submitting party. Pace Analytical assumes no responsibility for report alteration, separation, detachment or third party interpretation.

**Laboratory Job Number 544249**

**Subcontracted Products**

**McCampbell Analytical, Inc.**

# McCampbell Analytical, Inc.

*"When Quality Counts"*

# Analytical Report

**WorkOrder:** 2510F04

**Report Created for:** Enthalpy Analytical

931 West Barkley Avenue
Orange, CA 92868

**Project Contact:** Zach Barker
**Project P.O.:** 079649
**Project:** EO-544249

**Project Location:**
**Project Received:** 10/16/2025

Analytical Report reviewed & approved for release on 10/23/2025 by:

Tracy Babjar
Project Manager

***The report shall not be reproduced except in full, without the written approval of the laboratory. The analytical results relate only to the items tested. Results reported conform to the most current regulatory standards, where applicable, unless otherwise stated.***

1534 Willow Pass Rd. Pittsburg, CA 94565 ♦ TEL: (877) 252-9262 ♦ FAX: (925) 252-9269 ♦ www.mccampbell.com
CA ELAP 1644 ♦ ORELAP (NELAP) 4033 ♦ AIHA-LAP ID#232255 ♦ DoD-ELAP Cert # L22-757

McCampbell Analytical, Inc.
"When Quality Counts"
1534 Willow Pass Road, Pittsburg, CA 94565-1701
Toll Free Telephone: (877) 252-9262 / Fax: (925) 252-9269
http://www.mccampbell.com / E-mail: main@mccampbell.com

# Glossary of Terms & Qualifier Definitions

**Client:** Enthalpy Analytical **WorkOrder:** 2510F04
**Project:** EO-544249

## Glossary Abbreviation

| | |
|---|---|
| %D | Serial Dilution Percent Difference |
| 95% Interval | 95% Confident Interval |
| CCV | Continuing Calibration Verification. |
| CCV REC (%) | % recovery of Continuing Calibration Verification. |
| CPT | Consumer Product Testing not NELAP Accredited |
| DF | Dilution Factor |
| DI WET | (DISTLC) Waste Extraction Test using DI water |
| DISS | Dissolved (direct analysis of 0.45 µm filtered and acidified water sample) |
| DLT | Dilution Test (Serial Dilution) |
| DUP | Duplicate |
| EDL | Estimated Detection Limit |
| ERS | External reference sample. Second source calibration verification. |
| ITEF | International Toxicity Equivalence Factor |
| LCS | Laboratory Control Sample |
| LCS2 | Second LCS for the batch. Spike level is lower than that for the first LCS; applicable to method 1633. |
| LQL | Lowest Quantitation Level |
| MB | Method Blank |
| MB IS/SS % Rec | % Recovery of Internal Standard or Surrogate in Method Blank, if applicable |
| MB SS % Rec | % Recovery of Surrogate in Method Blank, if applicable |
| MDL | Method Detection Limit [1] |
| ML | Minimum Level of Quantitation |
| MS | Matrix Spike |
| MSD | Matrix Spike Duplicate |
| NA | Not Applicable |
| ND | Not detected at or above the indicated MDL or RL |
| NR | Data Not Reported due to matrix interference or insufficient sample amount. |
| PDS | Post Digestion Spike |
| PF | Prep Factor |
| RD | Relative Difference |
| RL | Reporting Limit [2] |
| RPD | Relative Percent Difference |
| RRT | Relative Retention Time |
| RSD | Relative Standard Deviation |
| SNR | Surrogate is diluted out of the calibration range |

[1] MDL is the minimum measured concentration of a substance that can be reported with 99% confidence that the measured concentration is distinguishable from method blank results. Definition and Procedure for the Determination of the Method Detection Limit, Revision 2, 40CFR, Part 136, Appendix B, EPA 821-R-16-006, December 2016. Values are based upon our default extraction volume/amount and are subject to change.

[2] RL is the lowest level that can be reliably determined within specified limits of precision and accuracy during routine laboratory operating conditions. (The RL cannot be lower than the lowest calibration standard used in the initial calibration of the instrument and must be greater than the MDL.) Values are based upon our default extraction volume/amount and are subject to change.

McCampbell Analytical, Inc.
"When Quality Counts"
1534 Willow Pass Road, Pittsburg, CA 94565-1701
Toll Free Telephone: (877) 252-9262 / Fax: (925) 252-9269
http://www.mccampbell.com / E-mail: main@mccampbell.com

# Glossary of Terms & Qualifier Definitions

**Client:** Enthalpy Analytical **WorkOrder:** 2510F04

**Project:** EO-544249

| | |
|---|---|
| SPK Val | Spike Value |
| SPKRef Val | Spike Reference Value |
| SPLP | Synthetic Precipitation Leachate Procedure |
| ST | Sorbent Tube |
| TCLP | Toxicity Characteristic Leachate Procedure |
| TEQ | Toxicity Equivalents |
| TNTC | “Too Numerous to Count;” greater than 250 colonies observed on the plate. |
| TZA | TimeZone Net Adjustment for sample collected outside of MAI's Coordinated Universal Time (UTC). (Adjustment for Daylight Saving is not accounted.) |
| WET (STLC) | Waste Extraction Test (Soluble Threshold Limit Concentration) |

## Analytical Qualifiers

| | |
|---|---|
| a3 | Sample diluted due to high organic content interfering with quantitative/or qualitative analysis. |
| b1 | Aqueous sample that contains greater than ~1 vol. % sediment |

McCampbell Analytical, Inc.
"When Quality Counts"

1534 Willow Pass Road, Pittsburg, CA 94565-1701
Toll Free Telephone: (877) 252-9262 / Fax: (925) 252-9269
http://www.mccampbell.com / E-mail: main@mccampbell.com

# Analytical Report

| | | | |
|---|---|---|---|
| **Client:** | Enthalpy Analytical | **WorkOrder:** | 2510F04 |
| **Date Received:** | 10/16/2025 9:42 | **Extraction Method:** | E8151A |
| **Date Prepared:** | 10/20/2025 | **Analytical Method:** | E8151A |
| **Project:** | EO-544249 | **Unit:** | µg/L |

## Chlorinated Herbicides by GC-ECD

| Client ID | Lab ID | Matrix | Date Collected | Instrument | Batch ID |
|---|---|---|---|---|---|
| SOUTH BASIN-WESTERN INLET | 2510F04-001A | Water | 10/14/2025 08:20 | GC15A 10222531.D | 328194 |

| Analytes | Result | MDL | RL | DF | Date Analyzed |
|---|---|---|---|---|---|
| Acifluorfen | ND | 5.3 | 10 | 10 | 10/23/2025 00:52 |
| Bentazon | ND | 3.2 | 10 | 10 | 10/23/2025 00:52 |
| Chloramben | ND | 6.4 | 10 | 10 | 10/23/2025 00:52 |
| 2,4-D (Dichlorophenoxyacetic acid) | ND | 0.79 | 2.0 | 10 | 10/23/2025 00:52 |
| 2,4-DB | ND | 4.2 | 10 | 10 | 10/23/2025 00:52 |
| Dalapon | ND | 7.7 | 10 | 10 | 10/23/2025 00:52 |
| DCPA (mono & diacid) | ND | 5.0 | 10 | 10 | 10/23/2025 00:52 |
| Dicamba | ND | 0.74 | 2.0 | 10 | 10/23/2025 00:52 |
| 3,5-Dichlorobenzoic Acid | ND | 2.4 | 10 | 10 | 10/23/2025 00:52 |
| Dichloroprop | ND | 3.5 | 10 | 10 | 10/23/2025 00:52 |
| Dinoseb (DNBP) | ND | 3.0 | 10 | 10 | 10/23/2025 00:52 |
| MCPA | ND | 13 | 20 | 10 | 10/23/2025 00:52 |
| MCPP | ND | 12 | 20 | 10 | 10/23/2025 00:52 |
| 4-Nitrophenol | ND | 7.7 | 10 | 10 | 10/23/2025 00:52 |
| Pentachlorophenol (PCP) | ND | 0.55 | 2.0 | 10 | 10/23/2025 00:52 |
| Picloram | ND | 3.8 | 10 | 10 | 10/23/2025 00:52 |
| 2,4,5-T (Trichlorophenoxy acetic acid) | ND | 1.0 | 2.0 | 10 | 10/23/2025 00:52 |
| 2,4,5-TP (Silvex) | ND | 1.6 | 5.0 | 10 | 10/23/2025 00:52 |

| Surrogates | REC (%) | Limits | DF | |
|---|---|---|---|---|
| DCAA | 96 | 60-140 | 10 | 10/23/2025 00:52 |

Analyst(s): DP

Analytical Comments: a3,b1

*(Cont.)*

McCampbell Analytical, Inc.
"When Quality Counts"

1534 Willow Pass Road, Pittsburg, CA 94565-1701
Toll Free Telephone: (877) 252-9262 / Fax: (925) 252-9269
http://www.mccampbell.com / E-mail: main@mccampbell.com

# Analytical Report

| | | | |
|---|---|---|---|
| **Client:** | Enthalpy Analytical | **WorkOrder:** | 2510F04 |
| **Date Received:** | 10/16/2025 9:42 | **Extraction Method:** | E8151A |
| **Date Prepared:** | 10/20/2025 | **Analytical Method:** | E8151A |
| **Project:** | EO-544249 | **Unit:** | µg/L |

## Chlorinated Herbicides by GC-ECD

| Client ID | Lab ID | Matrix | Date Collected | Instrument | Batch ID |
|---|---|---|---|---|---|
| SOUTH BASIN-EASTERN INLET | 2510F04-002A | Water | 10/14/2025 09:00 | GC15A 10222532.D | 328194 |

| Analytes | Result | MDL | RL | DF | Date Analyzed |
|---|---|---|---|---|---|
| Acifluorfen | ND | 5.3 | 10 | 10 | 10/23/2025 01:16 |
| Bentazon | ND | 3.2 | 10 | 10 | 10/23/2025 01:16 |
| Chloramben | ND | 6.4 | 10 | 10 | 10/23/2025 01:16 |
| 2,4-D (Dichlorophenoxyacetic acid) | ND | 0.79 | 2.0 | 10 | 10/23/2025 01:16 |
| 2,4-DB | ND | 4.2 | 10 | 10 | 10/23/2025 01:16 |
| Dalapon | ND | 7.7 | 10 | 10 | 10/23/2025 01:16 |
| DCPA (mono & diacid) | ND | 5.0 | 10 | 10 | 10/23/2025 01:16 |
| Dicamba | ND | 0.74 | 2.0 | 10 | 10/23/2025 01:16 |
| 3,5-Dichlorobenzoic Acid | ND | 2.4 | 10 | 10 | 10/23/2025 01:16 |
| Dichloroprop | ND | 3.5 | 10 | 10 | 10/23/2025 01:16 |
| Dinoseb (DNBP) | ND | 3.0 | 10 | 10 | 10/23/2025 01:16 |
| MCPA | ND | 13 | 20 | 10 | 10/23/2025 01:16 |
| MCPP | ND | 12 | 20 | 10 | 10/23/2025 01:16 |
| 4-Nitrophenol | ND | 7.7 | 10 | 10 | 10/23/2025 01:16 |
| Pentachlorophenol (PCP) | ND | 0.55 | 2.0 | 10 | 10/23/2025 01:16 |
| Picloram | ND | 3.8 | 10 | 10 | 10/23/2025 01:16 |
| 2,4,5-T (Trichlorophenoxy acetic acid) | ND | 1.0 | 2.0 | 10 | 10/23/2025 01:16 |
| 2,4,5-TP (Silvex) | ND | 1.6 | 5.0 | 10 | 10/23/2025 01:16 |

| Surrogates | REC (%) | Limits | DF | |
|---|---|---|---|---|
| DCAA | 96 | 60-140 | 10 | 10/23/2025 01:16 |

Analyst(s): DP

Analytical Comments: a3,b1

McCampbell Analytical, Inc.
"When Quality Counts"

1534 Willow Pass Road, Pittsburg, CA 94565-1701
Toll Free Telephone: (877) 252-9262 / Fax: (925) 252-9269
http://www.mccampbell.com / E-mail: main@mccampbell.com

# Analytical Report

| | | | |
|---|---|---|---|
| **Client:** | Enthalpy Analytical | **WorkOrder:** | 2510F04 |
| **Date Received:** | 10/16/2025 9:42 | **Extraction Method:** | RSK175 |
| **Date Prepared:** | 10/20/2025 | **Analytical Method:** | RSK175 |
| **Project:** | EO-544249 | **Unit:** | µg/L |

## Dissolved Carbon Dioxide by RSK 175

| Client ID | Lab ID | Matrix | Date Collected | Instrument | Batch ID |
|---|---|---|---|---|---|
| SOUTH BASIN-WESTERN INLET | 2510F04-001B | Water | 10/14/2025 08:20 | GC26 1020251008.D | 328317 |

| Analytes | Result | MDL | RL | DF | Date Analyzed |
|---|---|---|---|---|---|
| Carbon Dioxide | **280** | 50 | 50 | 1 | 10/20/2025 17:23 |

Analyst(s): CLO  Analytical Comments: b1

| Client ID | Lab ID | Matrix | Date Collected | Instrument | Batch ID |
|---|---|---|---|---|---|
| SOUTH BASIN-EASTERN INLET | 2510F04-002B | Water | 10/14/2025 09:00 | GC26 1020251009.D | 328317 |

| Analytes | Result | MDL | RL | DF | Date Analyzed |
|---|---|---|---|---|---|
| Carbon Dioxide | **230** | 50 | 50 | 1 | 10/20/2025 17:41 |

Analyst(s): CLO  Analytical Comments: b1

McCampbell Analytical, Inc.
"When Quality Counts"
1534 Willow Pass Road, Pittsburg, CA 94565-1701
Toll Free Telephone: (877) 252-9262 / Fax: (925) 252-9269
http://www.mccampbell.com / E-mail: main@mccampbell.com

# Quality Control Report

| | | | |
|---|---|---|---|
| **Client:** | Enthalpy Analytical | **WorkOrder:** | 2510F04 |
| **Date Prepared:** | 10/20/2025 | **BatchID:** | 328194 |
| **Date Analyzed:** | 10/22/2025 | **Extraction Method:** | E8151A |
| **Instrument:** | GC15A | **Analytical Method:** | E8151A |
| **Matrix:** | Water | **Unit:** | µg/L |
| **Project:** | EO-544249 | **Sample ID:** | MB/LCS/LCSD-328194 |

## QC Summary Report for E8151A

| Analyte | MB Result | MDL | RL | SPK Val | MB IS/SS %REC | MB IS/SS Limits |
|---|---|---|---|---|---|---|
| Acifluorfen | ND | 0.53 | 1.0 | - | - | - |
| Bentazon | ND | 0.32 | 1.0 | - | - | - |
| Chloramben | ND | 0.64 | 1.0 | - | - | - |
| 2,4-D (Dichlorophenoxyacetic acid) | ND | 0.079 | 0.20 | - | - | - |
| 2,4-DB | ND | 0.42 | 1.0 | - | - | - |
| Dalapon | ND | 0.77 | 1.0 | - | - | - |
| DCPA (mono & diacid) | ND | 0.50 | 1.0 | - | - | - |
| Dicamba | ND | 0.074 | 0.20 | - | - | - |
| 3,5-Dichlorobenzoic Acid | ND | 0.24 | 1.0 | - | - | - |
| Dichloroprop | ND | 0.35 | 1.0 | - | - | - |
| Dinoseb (DNBP) | ND | 0.30 | 1.0 | - | - | - |
| MCPA | ND | 1.3 | 2.0 | - | - | - |
| MCPP | ND | 1.2 | 2.0 | - | - | - |
| 4-Nitrophenol | ND | 0.77 | 1.0 | - | - | - |
| Pentachlorophenol (PCP) | ND | 0.055 | 0.20 | - | - | - |
| Picloram | ND | 0.38 | 1.0 | - | - | - |
| 2,4,5-T (Trichlorophenoxy acetic acid) | ND | 0.10 | 0.20 | - | - | - |
| 2,4,5-TP (Silvex) | ND | 0.16 | 0.50 | - | - | - |
| **Surrogate Recovery** | | | | | | |
| DCAA | 10 | | | 10 | 101 | 70-130 |

*(Cont.)*

CA ELAP 1644 • ORELAP (NELAP) 4033

McCampbell Analytical, Inc.
"When Quality Counts"
1534 Willow Pass Road, Pittsburg, CA 94565-1701
Toll Free Telephone: (877) 252-9262 / Fax: (925) 252-9269
http://www.mccampbell.com / E-mail: main@mccampbell.com

# Quality Control Report

| | | | |
|---|---|---|---|
| **Client:** | Enthalpy Analytical | **WorkOrder:** | 2510F04 |
| **Date Prepared:** | 10/20/2025 | **BatchID:** | 328194 |
| **Date Analyzed:** | 10/22/2025 | **Extraction Method:** | E8151A |
| **Instrument:** | GC15A | **Analytical Method:** | E8151A |
| **Matrix:** | Water | **Unit:** | µg/L |
| **Project:** | EO-544249 | **Sample ID:** | MB/LCS/LCSD-328194 |

## QC Summary Report for E8151A

| Analyte | LCS Result | LCSD Result | SPK Val | LCS %REC | LCSD %REC | LCS/LCSD Limits | RPD | RPD Limit |
|---|---|---|---|---|---|---|---|---|
| Acifluorfen | 10 | 10 | 10 | 100 | 104 | 70-130 | 3.62 | 30 |
| Bentazon | 9.5 | 10 | 10 | 95 | 101 | 70-130 | 5.62 | 30 |
| Chloramben | 11 | 12 | 10 | 108 | 116 | 70-130 | 6.55 | 30 |
| 2,4-D (Dichlorophenoxyacetic acid) | 9.8 | 10 | 10 | 98 | 104 | 70-130 | 5.45 | 30 |
| 2,4-DB | 9.8 | 10 | 10 | 98 | 104 | 70-130 | 5.75 | 30 |
| Dalapon | 10 | 10 | 10 | 100 | 103 | 70-130 | 3.78 | 30 |
| DCPA (mono & diacid) | 9.9 | 10 | 10 | 99 | 103 | 70-130 | 4.03 | 30 |
| Dicamba | 9.7 | 10 | 10 | 97 | 101 | 70-130 | 4.76 | 30 |
| 3,5-Dichlorobenzoic Acid | 9.5 | 9.9 | 10 | 95 | 99 | 70-130 | 4.48 | 30 |
| Dichloroprop | 10 | 11 | 10 | 103 | 109 | 70-130 | 5.04 | 30 |
| Dinoseb (DNBP) | 9.7 | 10 | 10 | 97 | 105 | 70-130 | 8.25 | 30 |
| MCPA | 100 | 110 | 100 | 104 | 107 | 70-130 | 2.30 | 30 |
| MCPP | 100 | 100 | 100 | 100 | 104 | 70-130 | 3.96 | 30 |
| 4-Nitrophenol | 11 | 12 | 10 | 112 | 119 | 70-130 | 5.72 | 30 |
| Pentachlorophenol (PCP) | 9.7 | 10 | 10 | 97 | 102 | 70-130 | 5.62 | 30 |
| Picloram | 10 | 11 | 10 | 100 | 107 | 70-130 | 6.72 | 30 |
| 2,4,5-T (Trichlorophenoxy acetic acid) | 10 | 11 | 10 | 102 | 109 | 70-130 | 6.60 | 30 |
| 2,4,5-TP (Silvex) | 9.9 | 11 | 10 | 99 | 106 | 70-130 | 6.45 | 30 |
| **Surrogate Recovery** | | | | | | | | |
| DCAA | 9.6 | 10 | 10 | 96 | 102 | 70-130 | 5.83 | 30 |

McCampbell Analytical, Inc.
"When Quality Counts"

1534 Willow Pass Road, Pittsburg, CA 94565-1701
Toll Free Telephone: (877) 252-9262 / Fax: (925) 252-9269
http://www.mccampbell.com / E-mail: main@mccampbell.com

# Quality Control Report

| | | | |
|---|---|---|---|
| **Client:** | Enthalpy Analytical | **WorkOrder:** | 2510F04 |
| **Date Prepared:** | 10/20/2025 | **BatchID:** | 328317 |
| **Date Analyzed:** | 10/20/2025 | **Extraction Method:** | RSK175 |
| **Instrument:** | GC26 | **Analytical Method:** | RSK175 |
| **Matrix:** | Water | **Unit:** | µg/L |
| **Project:** | EO-544249 | **Sample ID:** | MB/LCS/LCSD-328317 |

## QC Summary Report for RSK175

| Analyte | MB Result | MDL | RL | | | |
|---|---|---|---|---|---|---|
| Carbon Dioxide | ND | 50 | 50 | - | - | - |

| Analyte | LCS Result | LCSD Result | SPK Val | LCS %REC | LCSD %REC | LCS/LCSD Limits | RPD | RPD Limit |
|---|---|---|---|---|---|---|---|---|
| Carbon Dioxide | 150 | 150 | 187.2 | 80 | 79 | 70-130 | 1.10 | 30 |

McCampbell Analytical, Inc.
"When Quality Counts"

1534 Willow Pass Road, Pittsburg, CA 94565-1701
Toll Free Telephone: (877) 252-9262 / Fax: (925) 252-9269
http://www.mccampbell.com / E-mail: main@mccampbell.com

# Certified Analyte List

**Client:** Enthalpy Analytical **WorkOrder:** 2510F04

**Project:** EO-544249

| Analyte | Cert 1 | Cert 2 | Cert 3 | Cert 4 | Cert 5 | Analytical Method | Matrix |
|---|---|---|---|---|---|---|---|
| 2,4,5-T (Trichlorophenoxy acetic acid) | ◉ | ◉ | ○ | ○ | ○ | E8151A | Water |
| 2,4,5-TP (Silvex) | ◉ | ◉ | ○ | ○ | ○ | E8151A | Water |
| 2,4-D (Dichlorophenoxyacetic acid) | ◉ | ◉ | ○ | ○ | ○ | E8151A | Water |
| 2,4-DB | ◉ | ◉ | ○ | ○ | ○ | E8151A | Water |
| 3,5-Dichlorobenzoic Acid | ○ | ◉ | ○ | ○ | ○ | E8151A | Water |
| 4-Nitrophenol | ◉ | ◉ | ○ | ○ | ○ | E8151A | Water |
| Acifluorfen | ○ | ◉ | ○ | ○ | ○ | E8151A | Water |
| Bentazon | ○ | ◉ | ○ | ○ | ○ | E8151A | Water |
| Chloramben | ○ | ◉ | ○ | ○ | ○ | E8151A | Water |
| Dalapon | ◉ | ◉ | ○ | ○ | ○ | E8151A | Water |
| DCPA (mono & diacid) | ○ | ◉ | ○ | ○ | ○ | E8151A | Water |
| Dicamba | ◉ | ◉ | ○ | ○ | ○ | E8151A | Water |
| Dichloroprop | ◉ | ◉ | ○ | ○ | ○ | E8151A | Water |
| Dinoseb (DNBP) | ◉ | ◉ | ○ | ○ | ○ | E8151A | Water |
| MCPA | ◉ | ◉ | ○ | ○ | ○ | E8151A | Water |
| MCPP | ◉ | ◉ | ○ | ○ | ○ | E8151A | Water |
| Pentachlorophenol (PCP) | ◉ | ◉ | ○ | ○ | ○ | E8151A | Water |
| Picloram | ○ | ◉ | ○ | ○ | ○ | E8151A | Water |

**Certifications**

| | |
|---|---|
| Cert 1 | CA ELAP 1644 |
| Cert 2 | ORELAP (NELAP) 4033 |

The Certified Analyte Report lists the compounds for which MAI is accredited at the time of issuance. Although MAI holds multiple accreditations, methods with extensive compound lists may not be fully accredited due to state agency availability.

McCampbell Analytical, Inc.
1534 Willow Pass Rd
Pittsburg, CA 94565-1701
(925) 252-9262

# CHAIN-OF-CUSTODY RECORD



**WorkOrder: 2510F04** **ClientCode: ENO** **QuoteID: 252619**

☐ WaterTrax ☐ CLIP ☐ EDF ☑ EQuIS ☑ Dry-Weight ☑ Email ☐ HardCopy ☐ ThirdParty ☑ J-flag
☑ Detection Summary ☑ **Excel** [A1_Standard _QC]

**Report to:**
Zach Barker
Enthalpy Analytical
931 West Barkley Avenue
Orange, CA 92868
714-771-6900 FAX:

Email: zach.barker@enthalpy.com
cc/3rd Party: incomingreports@enthalpy.com;
PO: 079649
Project: EO-544249

**Bill to:**
Accounts Payable/Enthalpy SoCal
Montrose Environmental Group
PO Box 842165
Boston, MA 02284-2165
003EL_ap@montrose-env.com

**Requested TAT:** **5 days;**

*Date Received:* **10/16/2025**
*Date Logged:* **10/17/2025**

| Lab ID | ClientSampID | Matrix | Collection Date | Hold | Requested Tests (See legend below) | | | | | | | | | | | |
|---|---|---|---|---|---|---|---|---|---|---|---|---|---|---|---|---|
| | | | | | 1 | 2 | 3 | 4 | 5 | 6 | 7 | 8 | 9 | 10 | 11 | 12 |
| 2510F04-001 | SOUTH BASIN-WESTERN INLET | Water | 10/14/2025 08:20 | ☐ | A | A | B | | | | | | | | | |
| 2510F04-002 | SOUTH BASIN-EASTERN INLET | Water | 10/14/2025 09:00 | ☐ | A | A | B | | | | | | | | | |

**Test Legend:**

| | | | | | | | |
|---|---|---|---|---|---|---|---|
| 1 | 8151_W | 2 | PRDisposal Fee | 3 | RSK175_CO2_W | 4 | |
| 5 | | 6 | | 7 | | 8 | |
| 9 | | 10 | | 11 | | 12 | |

**Prepared by: Emily Perez**

**Comments:**

NOTE: Soil samples are discarded 60 days after receipt unless other arrangements are made (Water samples are 30 days).
Hazardous samples will be returned to client or disposed of at client expense.

McCampbell Analytical, Inc.
"When Quality Counts"

1534 Willow Pass Road, Pittsburg, CA 94565-1701
Toll Free Telephone: (877) 252-9262 / Fax: (925) 252-9269
http://www.mccampbell.com / E-mail: main@mccampbell.com

# WORK ORDER SUMMARY

**Client Name:** ENTHALPY ANALYTICAL
**Client Contact:** Zach Barker
**Contact's Email:** zach.barker@enthalpy.com

**Project:** EO-544249
**Comments:**

**Work Order:** 2510F04
**QC Level:** LEVEL 2
**Date Logged:** 10/17/2025

☐ WaterTrax ☐ CLIP ☐ EDF ☑ Excel ☐ EQuIS ☑ Email ☐ HardCopy ☐ ThirdParty ☑ J-flag

| LabID | ClientSampID | Matrix | Test Name | Cont./ Comp. | Bottle & Preservative | U** | Head Space | Dry-Weight | Collection Date & Time | TAT | Test Due Date | Sediment Content | Hold | Sub Out |
|---|---|---|---|---|---|---|---|---|---|---|---|---|---|---|
| 001A | SOUTH BASIN-WESTERN INLET | Water | E8151A (Chlorinated Herbicides) | 1 | 1LA, Unpres | ☐ | ☐ | ☐ | 10/14/2025 8:20 | 5 days | 10/23/2025 | 5%+ | ☐ | ☐ |
| 001B | SOUTH BASIN-WESTERN INLET | Water | RSK175 (CO2) | 2 | VOA, Unpres | ☐ | ☐ | ☐ | 10/14/2025 8:20 | 5 days | 10/23/2025 | 5%+ | ☐ | ☐ |
| 002A | SOUTH BASIN-EASTERN INLET | Water | E8151A (Chlorinated Herbicides) | 1 | 1LA, Unpres | ☐ | ☐ | ☐ | 10/14/2025 9:00 | 5 days | 10/23/2025 | 10%+ | ☐ | ☐ |
| 002B | SOUTH BASIN-EASTERN INLET | Water | RSK175 (CO2) | 2 | VOA, Unpres | ☐ | ☐ | ☐ | 10/14/2025 9:00 | 5 days | 10/23/2025 | 10%+ | ☐ | ☐ |

**NOTES:** *** STLC and TCLP extractions require 2 days to complete; therefore, all TATs begin after the extraction is completed (i.e., One-day TAT yields results in 3 days from sample submission).**

**- ISM prep requires 5 to 10 days to complete; therefore, all TATs begin after the extraction is completed (i.e., One-day TAT yields results in 6 to 11 days from sample submission). Due date listed on WO summary will not accurately reflect the time needed for sample preparation.**

**- Organic extracts are held for 40 days before disposal; Inorganic extract are held for 30 days.**

**- MAI assumes that all material present in the provided sampling container is considered part of the sample - MAI does not exclude any material from the sample prior to sample preparation unless requested in writing by the client.**

**U** = An unpreserved container was received for a method that suggests a preservation in order to extend hold time for analysis.**

**Cont./Comp. = Containers /Composites**

2510F04

ENTHALPY ANALYTICAL

931 West Barkley Ave
Orange, CA 92868
(714) 771-6900

Subcontract Laboratory:
McCampbell Analytical, Inc.
1534 Willow Pass Rd.
Pittsburg, CA 94565
ATTN: Quote ID: 252619
PO #: PO-079649

Enthalpy Order: EO-544249
PM: Zach Barker
Email: zach.barker@enthalpy.com
CC: incomingreports@enthalpy.com
Phone: (714) 771-6900

Results Due: Standard TAT
Report Level: II
Report To: MDL
EDDs: Standard Excel EDD

Notes:

| Sample ID | Collected | Lab ID | # Cont. | Matrix | Analysis Requested | Comment |
|---|---|---|---|---|---|---|
| SOUTH BASIN - WESTERN INLET | 14-OCT-2025 08:20 | 544249-001 | 1 | Water | EPA 8151A Chlorinated Herbicides | |
| | | | 2 | Water | RSK-175 CO2 | |
| SOUTH BASIN - EASTERN INLET | 14-OCT-2025 09:00 | 544249-002 | 1 | Water | EPA 8151A Chlorinated Herbicides | |
| | | | 2 | Water | RSK-175 CO2 | |

| Notes: | Relinquished By: | Received By: |
|---|---|---|
| | [signature] | |
| | Date: 10-15-25 14:48 | Date: |
| | | Emily Re |
| | Date: | Date: 10/16/25 0942 |
| | | |
| | Date: | Date: |

FedEx: 885213526548

1.6 wet
IR33

McCampbell Analytical, Inc.
"When Quality Counts"

1534 Willow Pass Road, Pittsburg, CA 94565-1701
Toll Free Telephone: (877) 252-9262 / Fax: (925) 252-9269
http://www.mccampbell.com / E-mail: main@mccampbell.com

# Sample Receipt Checklist

| | | | |
|---|---|---|---|
| Client Name: | Enthalpy Analytical | Date and Time Received: | 10/16/2025 09:42 |
| Project: | EO-544249 | Date Logged: | 10/17/2025 |
| | | Received by: | |
| WorkOrder №: | 2510F04 Matrix: | Logged by: | Emily Perez |
| Carrier: | FedEx | | |

## Chain of Custody (COC) Information

| | | | |
|---|---|---|---|
| Chain of custody present? | Yes ☑ | No ☐ | |
| Chain of custody signed when relinquished and received? | Yes ☑ | No ☐ | |
| Chain of custody agrees with sample labels? | Yes ☑ | No ☐ | |
| Sample IDs noted by Client on COC? | Yes ☑ | No ☐ | |
| Date and Time of collection noted by Client on COC? | Yes ☑ | No ☐ | |
| Sampler's name noted on COC? | Yes ☑ | No ☐ | |
| COC agrees with Quote? | Yes ☐ | No ☐ | NA ☑ |
| COC quote NOT expired? | Yes ☐ | No ☐ | NA ☑ |

## Sample Receipt Information

| | | | |
|---|---|---|---|
| Custody seals intact on shipping container/cooler? | Yes ☐ | No ☐ | NA ☑ |
| Custody seals intact on sample bottles? | Yes ☐ | No ☐ | NA ☑ |
| Shipping container/cooler in good condition? | Yes ☑ | No ☐ | |
| Samples in proper containers/bottles? | Yes ☑ | No ☐ | |
| Sample containers intact? | Yes ☑ | No ☐ | |
| Sufficient sample volume for indicated test? | Yes ☑ | No ☐ | |

## Sample Preservation and Hold Time (HT) Information

| | | | |
|---|---|---|---|
| All samples received within holding time? | Yes ☑ | No ☐ | NA ☐ |
| Samples Received on Ice? | Yes ☑ | No ☐ | |
| (Ice Type: WET ICE ) | | | |
| Sample/Temp Blank temperature | Temp: 1.6°C | | NA ☐ |
| ZHS conditional analyses: VOA meets zero headspace requirement (VOCs, TPHg/BTEX, RSK)? | Yes ☐ | No ☐ | NA ☑ |
| Sample labels checked for correct preservation? | Yes ☑ | No ☐ | |
| pH acceptable upon receipt (Metal: <2)? | Yes ☐ | No ☐ | NA ☑ |

UCMR Samples:

| | | | |
|---|---|---|---|
| pH tested and acceptable upon receipt (200.7: ≤2; 533: 6 - 8; 537.1: 6 - 8)? | Yes ☐ | No ☐ | NA ☑ |
| Free Chlorine tested and acceptable upon receipt (<0.1mg/L) [not applicable to 200.7]? | Yes ☐ | No ☐ | NA ☑ |

Comments:

Enthalpy Analytical
931 West Barkley Ave
Orange, CA 92868
(714) 771-6900

enthalpy.com

Lab Job Number : 546876
Report Level : II
Report Date : 12/02/2025

**Analytical Report** *prepared for:*

Kate Logan
Waste Connections
Chiquita Canyon Landfill
29201 Henry Mayo Drive
Castaic, CA 91384

Project: CCLF STORMWATER - Chiquita Canyon Stormwater

*Authorized for release by:*



Zach Barker, Project Manager
zach.barker@enthalpy.com

This data package has been reviewed for technical correctness and completeness. Release of this data has been authorized by the Laboratory Manager or the Manager's designee, as verified by the above signature which applies to this PDF file as well as any associated electronic data deliverable files. The results contained in this report meet all requirements of NELAP and pertain only to those samples which were submitted for analysis. This report may be reproduced only in its entirety.

CA ELAP# 1338, CA ELAP #1338-S1, NELAP# 4038, SCAQMD LAP# 18LA0518, LACSD ID# 10105, ORELAP# 4197

ENTHALPY ANALYTICAL

# Sample Summary

| | | |
|---|---|---|
| Kate Logan<br>Waste Connections<br>Chiquita Canyon Landfill<br>29201 Henry Mayo Drive<br>Castaic, CA 91384 | Lab Job #:<br>Project No:<br>Location:<br>Date Received: | 546876<br>CCLF STORMWATER<br>Chiquita Canyon Stormwater<br>11/14/25 |

| Sample ID | Lab ID | Collected | Matrix |
|---|---|---|---|
| SOUTH BASIN - WESTERN INLET | 546876-001 | 11/14/25 10:55 | Water |
| SOUTH BASIN - EASTERN INLET | 546876-002 | 11/14/25 11:05 | Water |

# Case Narrative

| | |
|---|---|
| Waste Connections<br>Chiquita Canyon Landfill<br>29201 Henry Mayo Drive<br>Castaic, CA 91384<br>Kate Logan | Lab Job Number: 546876<br>Project No: CCLF STORMWATER<br>Location: Chiquita Canyon Stormwater<br>Date Received: 11/14/25 |

This data package contains sample and QC results for two water samples, requested for the above referenced project on 11/14/25. The samples were received in good condition.

**Volatile Organics by GC/MS (EPA 8260B):**

- SOUTH BASIN - WESTERN INLET (lab # 546876-001) and SOUTH BASIN - EASTERN INLET (lab # 546876-002) had pH greater than 2.
- No other analytical problems were encountered.

**Semivolatile Organics by GC/MS (EPA 8270C):**
No analytical problems were encountered.

**Semivolatile Organics by GC/MS (EPA 625.1):**
No analytical problems were encountered.

**Semivolatile Organics by GC/MS SIM (EPA 8270C-SIM):**
No analytical problems were encountered.

**Pesticides (EPA 8081A):**
No analytical problems were encountered.

**Total Organic Carbon by IR (SM 5310B):**
No analytical problems were encountered.

**PCBs (EPA 8082):**
No analytical problems were encountered.

**Metals (EPA 200.7, EPA 200.8, and EPA 245.1):**

- Low recovery was observed for boron in the MSD for batch 387626; the parent sample was not a project sample, the LCS was within limits, and the associated RPD was within limits.
- Low recoveries were observed for boron in the MS/MSD for batch 387626; the parent sample was not a project sample, the LCS was within limits, and the associated RPD was within limits.
- Mercury was detected between the MDL and the RL in the method blank for batch 387753; this analyte was not detected in samples at or above the RL.
- Chromium was detected between the MDL and the RL in the method blank for batch 387626; this analyte was detected in samples at a level at least 10 times that of the blank.
- No other analytical problems were encountered.

**Ion Chromatography (EPA 300.0):**
No analytical problems were encountered.

**Conductivity (SM2510B):**
No analytical problems were encountered.

**Total Oil & Grease (HEM) (EPA 1664A):**

- Matrix spikes were not performed for this analysis due to insufficient sample volume.
- No analytical problems were encountered.

**Total Phenolics (EPA 420.1):**
No analytical problems were encountered.

**Alkalinity (SM2320B):**
No analytical problems were encountered.

**Sulfide (SM 4500-S2-D):**
No analytical problems were encountered.

**Total Dissolved Solids (TDS) (SM2540C):**

- High RPD was observed for total dissolved solids in the SDUP for batch 387812; the parent sample was not a project sample.
- No other analytical problems were encountered.

**Total Suspended Solids (TSS) (SM2540D):**

- High RPD was observed for total suspended solids in the SDUP of SOUTH BASIN - WESTERN INLET (lab # 546876-001).
- No other analytical problems were encountered.

**Chemical Oxygen Demand (SM5220D):**
No analytical problems were encountered.

**Biochemical Oxygen Demand (SM5210B):**
No analytical problems were encountered.

**Turbidity (SM2130B):**
No analytical problems were encountered.

**Cyanide - Semi-Automated Method (SM 4500-CN-E and SM 4500-CN-E):**
No analytical problems were encountered.

**Coliform - 9221 Tests (SM 9221B and SM 9221F):**
No analytical problems were encountered.

**Ammonia and TKN- Semi-Automated Method (SM 4500-NH3-G):**

- Responses exceeding the instrument's linear range were observed for ammonia-N in the MS/MSD for batch 387757; affected data was qualified with "E".
- No other analytical problems were encountered.

**Organophosphorus Pesticides (EPA 8141A):**
Pace Laboratories in Bakersfield, CA performed the analysis (see sublab report section for certifications). Please see the Pace Laboratories case narrative.

**8151A Chlorinated Herbicides (EPA 8151A):**
McCampbell Analytical, Inc. in Pittsburg, CA performed the analysis (NELAP certified). Please see the McCampbell Analytical, Inc. case narrative.

**RSK-175 CO2 (RSK-175):**
McCampbell Analytical, Inc. in Pittsburg, CA performed the analysis (see sublab report section for certifications). Please see the McCampbell Analytical, Inc. case narrative.

**Dioxins & Furans (EPA 8290):**
Enthalpy - El Dorado Hills in El Dorado Hills, CA performed the analysis (see sublab report section for certifications). Please see the Enthalpy - El Dorado Hills case narrative.

**EPA 625.1 (EPA 625.1):**
Pace Analytical - Mt. Juliet in Mt. Juliet, TN performed the analysis (see sublab report section for certifications). Please see the Pace Analytical - Mt. Juliet case narrative.

# ENTHALPY ANALYTICAL

## Chain of Custody Record

Lab No: 546876

Page: 1 of 3

**Turn Around Time (rush by advanced notice only)**

| Standard: | X | 5 Day: | | 3 Day: | |
|---|---|---|---|---|---|
| 2 Day: | | 1 Day: | | Custom TAT: | |


**Enthalpy Analytical - Orange**

931 W. Barkley Avenue, Orange, CA 92868

Phone 714-771-6900


**Matrix:** A = Air S = Soil/Solid W = Water DW = Drinking Wate SD = Sediment PP = Pure Product SEA = Sea Water SW = Swab T = Tissue WP = Wipe O = Other

**Preservatives:** 1 = $Na_2S_2O_3$ 2 = HCl 3 = $HNO_3$ 4 = $H_2SO_4$ 5 = NaOH 6 = Other

**Sample Receipt Temp:** 2.9/3.0 ice 1.0/1.1 5.0/5.1 ice 4.1/4.2 (lab use only)

| CUSTOMER INFORMATION | | PROJECT INFORMATION | |
|---|---|---|---|
| Company: | Chiquita Canyon, LLC | Name: | SW - Inlets |
| Report To: | Kate Logan | Number: | |
| Email: | kate.logan@wasteconnections.com | P.O. #: | |
| Address: | 29201 Henry Mayo Drive | Address: | 29201 Henry Mayo Drive |
| | Castaic, CA 91384 | | Castaic, CA 91384 |
| Phone: | 682-559-3880 | Global ID: | |
| Fax: | | Sampled By: | MT, CH |

| | Sample ID | Sampling Date | Sampling Time | Matrix | Container No. / Size | Pres. | 200.7/200.8 Metals (see comments) | 245.1 Mercury | 4500-CN-E Cyanide | 8081 Pesticides / 8082 PCBs | 8141 Organophosphorous Pesticides | 8151 Herbicides | 8260 VOCs | 8260 Acrolein/Acrylonitrile | 8270C | 8290 2,3,7,8-TCDD | Test Instructions / Comments |
|---|---|---|---|---|---|---|---|---|---|---|---|---|---|---|---|---|---|
| 1 | South Basin - Western Inlet | 11/14/25 | 1055 | W | 31 | 6,2,4,1 | X | X | X | X | X | X | X | X | X | X | Temp 16.1 pH 9.09 |
| 2 | South Basin - Eastern Inlet | 11/14/25 | 1105 | W | 31 | 6,2,4,1 | X | X | X | X | X | X | X | X | X | X | Temp 16.5 pH 9.29 |
| 3 | | | | | | | | | | | | | | | | | |
| 4 | | | | | | | | | | | | | | | | | |
| 5 | | | | | | | | | | | | | | | | | |
| 6 | | | | | | | | | | | | | | | | | |
| 7 | | | | | | | | | | | | | | | | | |
| 8 | | | | | | | | | | | | | | | | | |
| 9 | | | | | | | | | | | | | | | | | |
| 10 | | | | | | | | | | | | | | | | | |

**Test Instructions / Comments**

200.8 - Ag, As, B, Ba, Be, Cd, Co, Cr, Cu, Ni, Mn, Pb, Sb, Se, Sn, Tl, V, Zn
200.7 - Fe, Ca, K, Mg, Na

Additional email recipients:
matt.breuer@wasteconnections.com
stormwater@wasteconnections.com
tmb@swteng.com
aav@swteng.com

Direct invoices to:
Maribel Bolanos
(661) 257-3665

Login 546876

| | Signature | Print Name | Company / Title | Date / Time |
|---|---|---|---|---|
| 1 Relinquished By: | | Cyrus Hercyk | CTEH | 11/14/25 1515 |
| 1 Received By: | | JXR | EA | 11/14/25 1515 |
| 2 Relinquished By: | | | | |
| 2 Received By: | | | | |
| 3 Relinquished By: | | | | |
| 3 Received By: | | | | |

# ENTHALPY ANALYTICAL

## Chain of Custody Record

Lab No: 546876

Page: 2 of 3

**Turn Around Time (rush by advanced notice only)**

| Standard: | X | 5 Day: | | 3 Day: | |
|---|---|---|---|---|---|
| 2 Day: | | 1 Day: | | Custom TAT: | |


**Enthalpy Analytical - Orange**

931 W. Barkley Avenue, Orange, CA 92868

Phone 714-771-6900


**Matrix:** A = Air S = Soil/Solid W = Water DW = Drinking Wate SD = Sediment PP = Pure Product SEA = Sea Water SW = Swab T = Tissue WP = Wipe O = Other

**Preservatives:** 1 = $Na_2S_2O_3$ 2 = HCl 3 = $HNO_3$ 4 = $H_2SO_4$ 5 = NaOH 6 = Other

**Sample Receipt Temp:** 2.9/3.0 ice 1.0/1.1 5.0/5.1 ice 4.1/4.2 (lab use only)

| CUSTOMER INFORMATION | | PROJECT INFORMATION | |
|---|---|---|---|
| Company: | Chiquita Canyon, LLC | Name: | SW - Inlets |
| Report To: | Kate Logan | Number: | |
| Email: | kate.logan@wasteconnections.com | P.O. #: | |
| Address: | 29201 Henry Mayo Drive | Address: | 29201 Henry Mayo Drive |
| | Castaic, CA 91384 | | Castaic, CA 91384 |
| Phone: | 682-559-3880 | Global ID: | |
| Fax: | | Sampled By: | MT, CH |

| | Sample ID | Sampling Date | Sampling Time | Matrix | Container No. / Size | Pres. | SM4500-S2-D Total Sulfide | 420.1 Total Phenolics | 1664A Oil and Grease | 9221B Tota Coliform | 9221F E. Coli | 300.0 Cl, Br, Fl, NO3, NO2, SO4 | 2540D TSS | 5310B TOC | 8270 SIM 1,4-Dioxane | SM2320B Alkalinity |
|---|---|---|---|---|---|---|---|---|---|---|---|---|---|---|---|---|
| 1 | South Basin - Western Inlet | 11/14/25 | 1055 | W | 31 | 6,2,4,1 | X | X | X | X | X | X | X | X | X | X |
| 2 | South Basin - Eastern Inlet | 11/14/25 | 1105 | W | 31 | 6,2,4,1 | X | X | X | X | X | X | X | X | X | X |
| 3 | | | | | | | | | | | | | | | | |
| 4 | | | | | | | | | | | | | | | | |
| 5 | | | | | | | | | | | | | | | | |
| 6 | | | | | | | | | | | | | | | | |
| 7 | | | | | | | | | | | | | | | | |
| 8 | | | | | | | | | | | | | | | | |
| 9 | | | | | | | | | | | | | | | | |
| 10 | | | | | | | | | | | | | | | | |

**Analysis Request**

**Test Instructions / Comments**

Additional email recipients:
matt.breuer@wasteconnections.com
stormwater@wasteconnections.com
tmb@swteng.com
aav@swteng.com

Direct invoices to:
Maribel Bolanos
(661) 257-3665

| | Signature | Print Name | Company / Title | Date / Time |
|---|---|---|---|---|
| 1 Relinquished By: | | Caleb Hercyk | CTEH | 11/14/25 1515 |
| 1 Received By: | | JKR | EA | 11/14/25 1515 |
| 2 Relinquished By: | | | | |
| 2 Received By: | | | | |
| 3 Relinquished By: | | | | |
| 3 Received By: | | | | |

# ENTHALPY ANALYTICAL

## Chain of Custody Record

Lab No: 546876

Page: 3 of 3

## Turn Around Time (rush by advanced notice only)

| Standard: | X | 5 Day: | | 3 Day: | |
|---|---|---|---|---|---|
| 2 Day: | | 1 Day: | | Custom TAT: | |

**Enthalpy Analytical - Orange**
931 W. Barkley Avenue, Orange, CA 92868
Phone 714-771-6900

**Matrix:** A = Air S = Soil/Solid W = Water DW = Drinking Wate SD = Sediment PP = Pure Product SEA = Sea Water SW = Swab T = Tissue WP = Wipe O = Other

**Preservatives:** 1 = $Na_2S_2O_3$ 2 = HCl 3 = $HNO_3$ 4 = $H_2SO_4$ 5 = NaOH 6 = Other

**Sample Receipt Temp:** 2.9/3.0 2&11 1.0/1.1 5.0/5.1 12 4.1/4.2 (lab use only)

| CUSTOMER INFORMATION | | PROJECT INFORMATION | |
|---|---|---|---|
| Company: | Chiquita Canyon, LLC | Name: | SW - Inlets |
| Report To: | Kate Logan | Number: | |
| Email: | kate.logan@wasteconnections.com | P.O. #: | |
| Address: | 29201 Henry Mayo Drive | Address: | 29201 Henry Mayo Drive |
| | Castaic, CA 91384 | | Castaic, CA 91384 |
| Phone: | 682-559-3880 | Global ID: | |
| Fax: | | Sampled By: | MT, CH |

| | Sample ID | Sampling Date | Sampling Time | Matrix | Container No. / Size | Pres. | SM5220D Chemical Oxygen Demand | SM2510B Specific Conductance | RSK-175 Carbon Dioxide | 2540E TDS | SM2130B Turbidity | 350.1 Ammonia | 625.1 - See Comments | 625.1 Alpha-Terpineol | SM5210B BOD | |
|---|---|---|---|---|---|---|---|---|---|---|---|---|---|---|---|---|
| 1 | South Basin - Western Inlet | 11/14/25 | 1055 | W | 31 | 6,2,4,1 | X | X | X | X | X | X | X | X | X | |
| 2 | South Basin - Eastern Inlet | 11/14/25 | 1105 | W | 31 | 6,2,4,1 | X | X | X | X | X | X | X | X | X | |
| 3 | | | | | | | | | | | | | | | | |
| 4 | | | | | | | | | | | | | | | | |
| 5 | | | | | | | | | | | | | | | | |
| 6 | | | | | | | | | | | | | | | | |
| 7 | | | | | | | | | | | | | | | | |
| 8 | | | | | | | | | | | | | | | | |
| 9 | | | | | | | | | | | | | | | | |
| 10 | | | | | | | | | | | | | | | | |

**Analysis Request**

**Test Instructions / Comments**

625.1 - Benzoic Acid, Pyridine, Phenol, 2-methylphenol, 3,4-methylphenol, Cresol, Naphthalene, alpha-terpineol

Additional email recipients:
matt.breuer@wasteconnections.com
stormwater@wasteconnections.com
tmb@swteng.com
aav@swteng.com

Direct invoices to:
Maribel Bolanos
(661) 257-3665

| | Signature | Print Name | Company / Title | Date / Time |
|---|---|---|---|---|
| 1 Relinquished By: | | Colleen Hardy | CTEH | 11/14/25 1515 |
| 1 Received By: | | JXR | EA | 11/14/25 1515 |
| 2 Relinquished By: | | | | |
| 2 Received By: | | | | |
| 3 Relinquished By: | | | | |
| 3 Received By: | | | | |

# SAMPLE RECEIPT CHECKLIST

**Section 1: General Info**

Date Received: 11/14/25 WO# 546876 Client: Waste Connections

**Section 2: Shipping / Custody** **Are custody seals present?** ☐ Yes ☒ No

Custody seals intact on arrival? ■ N/A ☐ Yes ☐ No ☐ On cooler / box ☐ On samples

☐ Courier ■ Walk-In ☐ Field Sampling ☐ Shipping Info: _____

**Section 3a: Condition / Packaging** ☐ **Outside 0.0 - 6.0°C (0.0 - 10.0°C for microbiology) (PM notified)**

Date Opened 11/14/25 By (initials) JXR Type of ice used: ☐ Wet ☐ Blue/Gel ☐ None

☐ Samples received on ice directly from the field; cooling process had begun. (if checked, skip temperatures)

☐ Sample matrix doesn't require cooling (e.g. air, bulk PCB). (if checked, skip temperatures)

If no cooler: Observed/Adjusted Temp (°C): _____ / _____ Thermometer/IR Gun: IR11 CF: +0.1

Cooler Temp (°C) #1: 2.9 / 3.0 #2: 5.0 / 5.1 #3: 1.0 / 1.1 #4: 4.1 / 4.2 #5: ____ / ____ #6: ____ / ____

**Section 3b: Microbiology Samples** ☐ **No microbiology samples submitted (skip 3b)**

■ Within temp range 0.0 - 10.0°C or received on ice directly from field.

■ Adequate headspace for microbiology analysis.

**Section 3c: Air Samples** ■ **No air samples submitted (skip 3c)**

☐ 1.4L Canisters ☐ 6L Canisters ☐ Tedlar Bags ☐ MCE Cassettes ☐ Sorbent Tubes ☐ Other _____

| **Section 4: Containers / Labels / Samples** | YES | NO | N/A |
|---|---|---|---|
| 1) Were custody papers present, filled properly, and legible? | X | | |
| 2) Is the sampler's name present on the CoC? | X | | |
| 3) Were containers received in good condition (unbroken / unopened / uncompromised)? | X | | |
| 4) Were the samples bagged? (required for microbiology samples; recommended for soil samples) | X | | |
| 5) Were all of, and only, the correct samples received? | X | | |
| 6) Are sample labels present, legible, and in agreement with the CoC? | X | | |
| 7) Does the container count match the CoC? | X | | |
| 8) Was sufficient sample volume / mass received for the analyses requested? | X | | |
| 9) Were samples received in proper containers for the analyses requested? | X | | |
| 10) Were samples received with > 1/2 holding time remaining? | | X | |
| 11) Are samples properly preserved as indicated by CoC / labels? | X | | |
| 12) Unpreserved VOAs received - If necessary, was the hold time changed in LIMS? | | | X |
| 13) Are VOA vials free from headspace/bubbles > 6mm? | | | X |

**Section 5: Explanations / Comments**

(If no comments are made, then no discrepancies noted.)

☐ **No additional discrepancies**

**Date Logged** 11/14/25 **By (print)** ABD **(sign)** AdJ

**Date Labeled** 11/14/25 **By (print)** JXR **(sign)** AdJ for JXR

ENTHALPY ANALYTICAL

# Analysis Results for 546876

Kate Logan
Waste Connections
Chiquita Canyon Landfill
29201 Henry Mayo Drive
Castaic, CA 91384

Lab Job #: 546876
Project No: CCLF STORMWATER
Location: Chiquita Canyon Stormwater
Date Received: 11/14/25

**Sample ID:** SOUTH BASIN - WESTERN INLET | **Lab ID:** 546876-001 | **Matrix:** Water | **Collected:** 11/14/25 10:55

| 546876-001 Analyte | Result | Qual | Units | RL | MDL | DF | Batch | Prepared | Analyzed | Chemist |
|---|---|---|---|---|---|---|---|---|---|---|
| Method: EPA 1664A<br>Prep Method: METHOD | | | | | | | | | | |
| Total Oil and Grease | ND | | mg/L | 4.9 | 0.95 | 0.98 | 388327 | 11/24/25 | 11/24/25 | JAG |
| Method: EPA 200.7<br>Prep Method: EPA 3015A | | | | | | | | | | |
| Calcium | **21** | | mg/L | 1.0 | 0.46 | 1 | 387642 | 11/17/25 | 11/19/25 | CAP |
| Iron | **8.6** | | mg/L | 0.10 | 0.055 | 1 | 387642 | 11/17/25 | 11/17/25 | CAP |
| Magnesium | **4.3** | | mg/L | 0.10 | 0.051 | 1 | 387642 | 11/17/25 | 11/17/25 | CAP |
| Potassium | **4.5** | | mg/L | 0.50 | 0.50 | 1 | 387642 | 11/17/25 | 11/17/25 | CAP |
| Sodium | **14** | | mg/L | 0.60 | 0.38 | 1 | 387642 | 11/17/25 | 11/17/25 | CAP |
| Method: EPA 200.8<br>Prep Method: EPA 3015A | | | | | | | | | | |
| Antimony | ND | | ug/L | 2.0 | 1.3 | 1 | 387626 | 11/17/25 | 11/17/25 | KCD |
| Arsenic | **2.5** | | ug/L | 2.0 | 0.30 | 1 | 387626 | 11/17/25 | 11/17/25 | KCD |
| Barium | **50** | | ug/L | 5.0 | 0.44 | 1 | 387626 | 11/17/25 | 11/17/25 | KCD |
| Beryllium | **0.28** | J | ug/L | 1.0 | 0.096 | 1 | 387626 | 11/17/25 | 11/17/25 | KCD |
| Boron | **45** | | ug/L | 20 | 11 | 2 | 387626 | 11/17/25 | 12/01/25 | KCD |
| Cadmium | ND | | ug/L | 1.0 | 0.21 | 1 | 387626 | 11/17/25 | 11/17/25 | KCD |
| Chromium | **8.8** | | ug/L | 5.0 | 0.40 | 1 | 387626 | 11/17/25 | 11/17/25 | KCD |
| Cobalt | **2.9** | | ug/L | 1.0 | 0.14 | 1 | 387626 | 11/17/25 | 11/17/25 | KCD |
| Copper | **7.9** | | ug/L | 3.0 | 0.84 | 1 | 387626 | 11/17/25 | 11/17/25 | KCD |
| Lead | **3.2** | J | ug/L | 5.0 | 0.23 | 1 | 387626 | 11/17/25 | 11/17/25 | KCD |
| Manganese | **88** | | ug/L | 10 | 4.3 | 1 | 387626 | 11/17/25 | 11/17/25 | KCD |
| Nickel | **5.6** | | ug/L | 5.0 | 0.91 | 1 | 387626 | 11/17/25 | 11/17/25 | KCD |
| Selenium | ND | | ug/L | 10 | 5.0 | 1 | 387626 | 11/17/25 | 11/17/25 | KCD |
| Silver | ND | | ug/L | 5.0 | 0.37 | 1 | 387626 | 11/17/25 | 11/17/25 | KCD |
| Thallium | ND | | ug/L | 1.0 | 0.14 | 1 | 387626 | 11/17/25 | 11/17/25 | KCD |
| Tin | ND | | ug/L | 5.0 | 1.5 | 1 | 387626 | 11/17/25 | 11/17/25 | KCD |
| Vanadium | **13** | | ug/L | 5.0 | 0.59 | 1 | 387626 | 11/17/25 | 11/17/25 | KCD |
| Zinc | **20** | | ug/L | 10 | 7.6 | 1 | 387626 | 11/17/25 | 11/17/25 | KCD |
| Method: EPA 245.1<br>Prep Method: EPA 245.1 | | | | | | | | | | |
| Mercury | **0.17** | B,J | ug/L | 0.40 | 0.032 | 1 | 387753 | 11/18/25 | 11/18/25 | MLL |
| Method: EPA 300.0<br>Prep Method: METHOD | | | | | | | | | | |
| Fluoride | **0.11** | J | mg/L | 0.20 | 0.059 | 1 | 387492 | 11/15/25 12:30 | 11/15/25 22:45 | AJL |
| Chloride | **9.2** | | mg/L | 1.0 | 0.26 | 1 | 387492 | 11/15/25 12:30 | 11/15/25 22:45 | AJL |
| Nitrogen, Nitrite | **0.05** | J | mg/L | 0.10 | 0.02 | 1 | 387492 | 11/15/25 12:30 | 11/15/25 22:45 | AJL |



Results for any subcontracted analyses are not included in this section.

ENTHALPY ANALYTICAL

# Analysis Results for 546876

| 546876-001 Analyte | Result | Qual | Units | RL | MDL | DF | Batch | Prepared | Analyzed | Chemist |
|---|---|---|---|---|---|---|---|---|---|---|
| Bromide | **0.11** | J | mg/L | 0.30 | 0.061 | 1 | 387492 | 11/15/25 12:30 | 11/15/25 22:45 | AJL |
| Nitrogen, Nitrate | **0.77** | | mg/L | 0.10 | 0.05 | 1 | 387492 | 11/15/25 12:30 | 11/15/25 22:45 | AJL |
| Sulfate | **21** | | mg/L | 1.0 | 0.18 | 1 | 387492 | 11/15/25 12:30 | 11/15/25 22:45 | AJL |
| Method: EPA 350.1<br>Prep Method: METHOD | | | | | | | | | | |
| Ammonia-N | **0.44** | | mg/L | 0.10 | 0.050 | 1 | 387757 | 11/20/25 | 11/21/25 | JAK |
| Method: EPA 420.1<br>Prep Method: METHOD | | | | | | | | | | |
| Total Phenolics | **0.016** | | mg/L | 0.010 | 0.0065 | 1 | 388006 | 11/20/25 | 11/20/25 | LVL |
| Method: EPA 625.1<br>Prep Method: EPA 3510C | | | | | | | | | | |
| Pyridine | ND | | ug/L | 9.5 | 2.7 | 0.95 | 387519 | 11/16/25 | 11/16/25 | ZFA |
| Phenol | **3.7** | J | ug/L | 9.5 | 2.0 | 0.95 | 387519 | 11/16/25 | 11/16/25 | ZFA |
| 2-Methylphenol | ND | | ug/L | 9.5 | 3.1 | 0.95 | 387519 | 11/16/25 | 11/16/25 | ZFA |
| 3-,4-Methylphenol | ND | | ug/L | 9.5 | 2.9 | 0.95 | 387519 | 11/16/25 | 11/16/25 | ZFA |
| Benzoic acid | ND | | ug/L | 47 | 10 | 0.95 | 387519 | 11/16/25 | 11/16/25 | ZFA |
| Naphthalene | ND | | ug/L | 9.5 | 3.4 | 0.95 | 387519 | 11/16/25 | 11/16/25 | ZFA |
| Cresol | ND | | ug/L | 9.5 | | 0.95 | 387519 | 11/16/25 | 11/16/25 | ZFA |
| Method: EPA 8081A<br>Prep Method: EPA 3510C | | | | | | | | | | |
| alpha-BHC | ND | | ug/L | 0.05 | 0.02 | 1 | 387596 | 11/16/25 | 11/25/25 | XLY |
| beta-BHC | ND | | ug/L | 0.05 | 0.02 | 1 | 387596 | 11/16/25 | 11/25/25 | XLY |
| gamma-BHC | ND | | ug/L | 0.05 | 0.02 | 1 | 387596 | 11/16/25 | 11/25/25 | XLY |
| delta-BHC | ND | | ug/L | 0.05 | 0.02 | 1 | 387596 | 11/16/25 | 11/25/25 | XLY |
| Heptachlor | ND | | ug/L | 0.05 | 0.01 | 1 | 387596 | 11/16/25 | 11/25/25 | XLY |
| Aldrin | ND | | ug/L | 0.05 | 0.02 | 1 | 387596 | 11/16/25 | 11/25/25 | XLY |
| Heptachlor epoxide | ND | | ug/L | 0.05 | 0.02 | 1 | 387596 | 11/16/25 | 11/25/25 | XLY |
| Endosulfan I | ND | | ug/L | 0.05 | 0.02 | 1 | 387596 | 11/16/25 | 11/25/25 | XLY |
| Dieldrin | ND | | ug/L | 0.1 | 0.01 | 1 | 387596 | 11/16/25 | 11/25/25 | XLY |
| 4,4'-DDE | ND | | ug/L | 0.1 | 0.02 | 1 | 387596 | 11/16/25 | 11/25/25 | XLY |
| Endrin | ND | | ug/L | 0.1 | 0.02 | 1 | 387596 | 11/16/25 | 11/25/25 | XLY |
| Endosulfan II | ND | | ug/L | 0.1 | 0.02 | 1 | 387596 | 11/16/25 | 11/25/25 | XLY |
| Endosulfan sulfate | ND | | ug/L | 0.1 | 0.02 | 1 | 387596 | 11/16/25 | 11/25/25 | XLY |
| 4,4'-DDD | ND | | ug/L | 0.1 | 0.02 | 1 | 387596 | 11/16/25 | 11/25/25 | XLY |
| Endrin aldehyde | ND | | ug/L | 0.1 | 0.03 | 1 | 387596 | 11/16/25 | 11/25/25 | XLY |
| Endrin ketone | ND | | ug/L | 0.1 | 0.03 | 1 | 387596 | 11/16/25 | 11/25/25 | XLY |
| 4,4'-DDT | ND | | ug/L | 0.1 | 0.04 | 1 | 387596 | 11/16/25 | 11/25/25 | XLY |
| Methoxychlor | ND | | ug/L | 0.1 | 0.06 | 1 | 387596 | 11/16/25 | 11/25/25 | XLY |
| Toxaphene | ND | | ug/L | 2.0 | 0.8 | 1 | 387596 | 11/16/25 | 11/25/25 | XLY |
| Chlordane (Technical) | ND | | ug/L | 1.0 | 0.3 | 1 | 387596 | 11/16/25 | 11/25/25 | XLY |
| **Surrogates** | | | | **Limits** | | | | | | |
| TCMX | 83% | | %REC | 29-120 | | 1 | 387596 | 11/16/25 | 11/25/25 | XLY |
| Decachlorobiphenyl | 82% | | %REC | 33-132 | | 1 | 387596 | 11/16/25 | 11/25/25 | XLY |
| Method: EPA 8082<br>Prep Method: EPA 3510C | | | | | | | | | | |
| Aroclor-1016 | ND | | ug/L | 0.50 | 0.30 | 1 | 387596 | 11/16/25 | 11/25/25 | XLY |
| Aroclor-1221 | ND | | ug/L | 0.50 | 0.35 | 1 | 387596 | 11/16/25 | 11/25/25 | XLY |
| Aroclor-1232 | ND | | ug/L | 0.50 | 0.31 | 1 | 387596 | 11/16/25 | 11/25/25 | XLY |
| Aroclor-1242 | ND | | ug/L | 0.50 | 0.41 | 1 | 387596 | 11/16/25 | 11/25/25 | XLY |



Results for any subcontracted analyses are not included in this section.

ENTHALPY ANALYTICAL

# Analysis Results for 546876

| 546876-001 Analyte | Result | Qual | Units | RL | MDL | DF | Batch | Prepared | Analyzed | Chemist |
|---|---|---|---|---|---|---|---|---|---|---|
| Aroclor-1248 | ND | | ug/L | 0.50 | 0.23 | 1 | 387596 | 11/16/25 | 11/25/25 | XLY |
| Aroclor-1254 | ND | | ug/L | 0.50 | 0.35 | 1 | 387596 | 11/16/25 | 11/25/25 | XLY |
| Aroclor-1260 | ND | | ug/L | 0.50 | 0.33 | 1 | 387596 | 11/16/25 | 11/25/25 | XLY |
| Aroclor-1262 | ND | | ug/L | 0.50 | 0.40 | 1 | 387596 | 11/16/25 | 11/25/25 | XLY |
| Aroclor-1268 | ND | | ug/L | 0.50 | 0.35 | 1 | 387596 | 11/16/25 | 11/25/25 | XLY |
| **Surrogates** | | | | **Limits** | | | | | | |
| Decachlorobiphenyl (PCB) | 60% | | %REC | 28-138 | | 1 | 387596 | 11/16/25 | 11/25/25 | XLY |
| Method: EPA 8260B<br>Prep Method: EPA 5030B | | | | | | | | | | |
| Carbon Disulfide | ND | | ug/L | 5.0 | 0.1 | 1 | 387507 | 11/15/25 | 11/15/25 | HMN |
| Chloroprene | ND | | ug/L | 200 | 0.4 | 1 | 387507 | 11/15/25 | 11/15/25 | HMN |
| 3-Chloropropene | ND | | ug/L | 5.0 | 0.3 | 1 | 387507 | 11/15/25 | 11/15/25 | HMN |
| Ethyl methacrylate | ND | | ug/L | 50 | 2.1 | 1 | 387507 | 11/15/25 | 11/15/25 | HMN |
| Ethanol | ND | | ug/L | 500 | 110 | 1 | 387507 | 11/15/25 | 11/15/25 | HMN |
| 2-Hexanone | ND | | ug/L | 5.0 | 1.1 | 1 | 387507 | 11/15/25 | 11/15/25 | HMN |
| Isopropanol (IPA) | ND | | ug/L | 200 | 52 | 1 | 387507 | 11/15/25 | 11/15/25 | HMN |
| Methyl acrylonitrile | ND | | ug/L | 35 | 3.7 | 1 | 387507 | 11/15/25 | 11/15/25 | HMN |
| Vinyl Acetate | ND | | ug/L | 50 | 15 | 1 | 387507 | 11/15/25 | 11/15/25 | HMN |
| Acrolein | ND | | ug/L | 200 | 2.7 | 1 | 387507 | 11/15/25 | 11/15/25 | HMN |
| Acrylonitrile | ND | | ug/L | 10 | 0.7 | 1 | 387507 | 11/15/25 | 11/15/25 | HMN |
| Freon 12 | ND | | ug/L | 5.0 | 0.08 | 1 | 387507 | 11/15/25 | 11/15/25 | HMN |
| Chloromethane | ND | | ug/L | 5.0 | 0.09 | 1 | 387507 | 11/15/25 | 11/15/25 | HMN |
| Vinyl Chloride | ND | | ug/L | 5.0 | 0.06 | 1 | 387507 | 11/15/25 | 11/15/25 | HMN |
| Bromomethane | ND | | ug/L | 5.0 | 0.1 | 1 | 387507 | 11/15/25 | 11/15/25 | HMN |
| Chloroethane | ND | | ug/L | 5.0 | 0.1 | 1 | 387507 | 11/15/25 | 11/15/25 | HMN |
| Trichlorofluoromethane | ND | | ug/L | 5.0 | 0.05 | 1 | 387507 | 11/15/25 | 11/15/25 | HMN |
| Iodomethane | ND | | ug/L | 5.0 | | 1 | 387507 | 11/15/25 | 11/15/25 | HMN |
| Acetone | **5.4** | J | ug/L | 100 | 5.0 | 1 | 387507 | 11/15/25 | 11/15/25 | HMN |
| Freon 113 | ND | | ug/L | 5.0 | 0.1 | 1 | 387507 | 11/15/25 | 11/15/25 | HMN |
| 1,1-Dichloroethene | ND | | ug/L | 5.0 | 0.09 | 1 | 387507 | 11/15/25 | 11/15/25 | HMN |
| Methylene Chloride | ND | | ug/L | 10 | 0.2 | 1 | 387507 | 11/15/25 | 11/15/25 | HMN |
| MTBE | ND | | ug/L | 5.0 | 0.08 | 1 | 387507 | 11/15/25 | 11/15/25 | HMN |
| trans-1,2-Dichloroethene | ND | | ug/L | 5.0 | 0.1 | 1 | 387507 | 11/15/25 | 11/15/25 | HMN |
| 1,1-Dichloroethane | ND | | ug/L | 5.0 | 0.06 | 1 | 387507 | 11/15/25 | 11/15/25 | HMN |
| 2-Butanone | **3.9** | J | ug/L | 10 | 1.5 | 1 | 387507 | 11/15/25 | 11/15/25 | HMN |
| cis-1,2-Dichloroethene | ND | | ug/L | 5.0 | 0.06 | 1 | 387507 | 11/15/25 | 11/15/25 | HMN |
| 2,2-Dichloropropane | ND | | ug/L | 5.0 | 0.1 | 1 | 387507 | 11/15/25 | 11/15/25 | HMN |
| Chloroform | ND | | ug/L | 5.0 | 0.08 | 1 | 387507 | 11/15/25 | 11/15/25 | HMN |
| Bromochloromethane | ND | | ug/L | 5.0 | 0.2 | 1 | 387507 | 11/15/25 | 11/15/25 | HMN |
| 1,1,1-Trichloroethane | ND | | ug/L | 5.0 | 0.07 | 1 | 387507 | 11/15/25 | 11/15/25 | HMN |
| 1,1-Dichloropropene | ND | | ug/L | 5.0 | 0.07 | 1 | 387507 | 11/15/25 | 11/15/25 | HMN |
| Carbon Tetrachloride | ND | | ug/L | 5.0 | 0.07 | 1 | 387507 | 11/15/25 | 11/15/25 | HMN |
| 1,2-Dichloroethane | ND | | ug/L | 5.0 | 0.1 | 1 | 387507 | 11/15/25 | 11/15/25 | HMN |
| Benzene | ND | | ug/L | 1.0 | 0.03 | 1 | 387507 | 11/15/25 | 11/15/25 | HMN |
| Trichloroethene | ND | | ug/L | 5.0 | 0.05 | 1 | 387507 | 11/15/25 | 11/15/25 | HMN |
| 1,2-Dichloropropane | ND | | ug/L | 5.0 | 0.1 | 1 | 387507 | 11/15/25 | 11/15/25 | HMN |
| Bromodichloromethane | ND | | ug/L | 5.0 | 0.09 | 1 | 387507 | 11/15/25 | 11/15/25 | HMN |
| Dibromomethane | ND | | ug/L | 5.0 | 0.1 | 1 | 387507 | 11/15/25 | 11/15/25 | HMN |
| 4-Methyl-2-Pentanone | ND | | ug/L | 5.0 | 1.0 | 1 | 387507 | 11/15/25 | 11/15/25 | HMN |
| cis-1,3-Dichloropropene | ND | | ug/L | 5.0 | 0.06 | 1 | 387507 | 11/15/25 | 11/15/25 | HMN |
| Toluene | ND | | ug/L | 5.0 | 0.06 | 1 | 387507 | 11/15/25 | 11/15/25 | HMN |
| trans-1,3-Dichloropropene | ND | | ug/L | 5.0 | 0.08 | 1 | 387507 | 11/15/25 | 11/15/25 | HMN |



Results for any subcontracted analyses are not included in this section.

ENTHALPY ANALYTICAL

# Analysis Results for 546876

| 546876-001 Analyte | Result | Qual | Units | RL | MDL | DF | Batch | Prepared | Analyzed | Chemist |
|---|---|---|---|---|---|---|---|---|---|---|
| 1,1,2-Trichloroethane | ND | | ug/L | 5.0 | 0.2 | 1 | 387507 | 11/15/25 | 11/15/25 | HMN |
| 1,3-Dichloropropane | ND | | ug/L | 5.0 | 0.1 | 1 | 387507 | 11/15/25 | 11/15/25 | HMN |
| Tetrachloroethene | ND | | ug/L | 5.0 | 0.1 | 1 | 387507 | 11/15/25 | 11/15/25 | HMN |
| Dibromochloromethane | ND | | ug/L | 5.0 | 0.09 | 1 | 387507 | 11/15/25 | 11/15/25 | HMN |
| 1,2-Dibromoethane | ND | | ug/L | 5.0 | 0.1 | 1 | 387507 | 11/15/25 | 11/15/25 | HMN |
| Chlorobenzene | ND | | ug/L | 5.0 | 0.09 | 1 | 387507 | 11/15/25 | 11/15/25 | HMN |
| 1,1,1,2-Tetrachloroethane | ND | | ug/L | 5.0 | 0.1 | 1 | 387507 | 11/15/25 | 11/15/25 | HMN |
| Ethylbenzene | ND | | ug/L | 5.0 | 0.09 | 1 | 387507 | 11/15/25 | 11/15/25 | HMN |
| m,p-Xylenes | ND | | ug/L | 5.0 | 0.1 | 1 | 387507 | 11/15/25 | 11/15/25 | HMN |
| o-Xylene | ND | | ug/L | 5.0 | 0.06 | 1 | 387507 | 11/15/25 | 11/15/25 | HMN |
| Styrene | ND | | ug/L | 5.0 | 0.09 | 1 | 387507 | 11/15/25 | 11/15/25 | HMN |
| Bromoform | ND | | ug/L | 5.0 | 0.07 | 1 | 387507 | 11/15/25 | 11/15/25 | HMN |
| Isopropylbenzene | ND | | ug/L | 5.0 | 0.05 | 1 | 387507 | 11/15/25 | 11/15/25 | HMN |
| 1,1,2,2-Tetrachloroethane | ND | | ug/L | 5.0 | 0.07 | 1 | 387507 | 11/15/25 | 11/15/25 | HMN |
| 1,2,3-Trichloropropane | ND | | ug/L | 5.0 | 0.1 | 1 | 387507 | 11/15/25 | 11/15/25 | HMN |
| Propylbenzene | ND | | ug/L | 5.0 | 0.07 | 1 | 387507 | 11/15/25 | 11/15/25 | HMN |
| Bromobenzene | ND | | ug/L | 5.0 | 0.03 | 1 | 387507 | 11/15/25 | 11/15/25 | HMN |
| 1,3,5-Trimethylbenzene | ND | | ug/L | 5.0 | 0.06 | 1 | 387507 | 11/15/25 | 11/15/25 | HMN |
| 2-Chlorotoluene | ND | | ug/L | 5.0 | 0.05 | 1 | 387507 | 11/15/25 | 11/15/25 | HMN |
| 4-Chlorotoluene | ND | | ug/L | 5.0 | 0.06 | 1 | 387507 | 11/15/25 | 11/15/25 | HMN |
| tert-Butylbenzene | ND | | ug/L | 5.0 | 0.03 | 1 | 387507 | 11/15/25 | 11/15/25 | HMN |
| 1,2,4-Trimethylbenzene | ND | | ug/L | 5.0 | 0.03 | 1 | 387507 | 11/15/25 | 11/15/25 | HMN |
| sec-Butylbenzene | ND | | ug/L | 5.0 | 0.06 | 1 | 387507 | 11/15/25 | 11/15/25 | HMN |
| para-Isopropyl Toluene | ND | | ug/L | 5.0 | 0.07 | 1 | 387507 | 11/15/25 | 11/15/25 | HMN |
| 1,3-Dichlorobenzene | ND | | ug/L | 5.0 | 0.06 | 1 | 387507 | 11/15/25 | 11/15/25 | HMN |
| 1,4-Dichlorobenzene | ND | | ug/L | 5.0 | 0.09 | 1 | 387507 | 11/15/25 | 11/15/25 | HMN |
| n-Butylbenzene | ND | | ug/L | 5.0 | 0.06 | 1 | 387507 | 11/15/25 | 11/15/25 | HMN |
| 1,2-Dichlorobenzene | ND | | ug/L | 5.0 | 0.09 | 1 | 387507 | 11/15/25 | 11/15/25 | HMN |
| 1,2-Dibromo-3-Chloropropane | ND | | ug/L | 5.0 | 0.5 | 1 | 387507 | 11/15/25 | 11/15/25 | HMN |
| 1,2,4-Trichlorobenzene | ND | | ug/L | 5.0 | 0.07 | 1 | 387507 | 11/15/25 | 11/15/25 | HMN |
| Hexachlorobutadiene | ND | | ug/L | 5.0 | 0.2 | 1 | 387507 | 11/15/25 | 11/15/25 | HMN |
| 1,2,3-Trichlorobenzene | ND | | ug/L | 5.0 | 0.08 | 1 | 387507 | 11/15/25 | 11/15/25 | HMN |
| cis-1,4-Dichloro-2-butene | ND | | ug/L | 5.0 | 0.4 | 1 | 387507 | 11/15/25 | 11/15/25 | HMN |
| trans-1,4-Dichloro-2-butene | ND | | ug/L | 5.0 | 0.4 | 1 | 387507 | 11/15/25 | 11/15/25 | HMN |
| Xylene (total) | ND | | ug/L | 5.0 | | 1 | 387507 | 11/15/25 | 11/15/25 | HMN |
| **Surrogates** | | | | **Limits** | | | | | | |
| Dibromofluoromethane | 104% | | %REC | 70-130 | | 1 | 387507 | 11/15/25 | 11/15/25 | HMN |
| 1,2-Dichloroethane-d4 | 107% | | %REC | 70-130 | | 1 | 387507 | 11/15/25 | 11/15/25 | HMN |
| Toluene-d8 | 100% | | %REC | 70-130 | | 1 | 387507 | 11/15/25 | 11/15/25 | HMN |
| Bromofluorobenzene | 99% | | %REC | 70-130 | | 1 | 387507 | 11/15/25 | 11/15/25 | HMN |
| Method: EPA 8270C-SIM<br>Prep Method: EPA 3535 | | | | | | | | | | |
| 1,4-Dioxane | **3.2** | | ug/L | 1.0 | 0.87 | 1 | 387578 | 11/16/25 | 11/18/25 | ZFA |
| **Surrogates** | | | | **Limits** | | | | | | |
| 1,4-Dioxane-d8 (SUR) | 99% | | %REC | 80-120 | | 1 | 387578 | 11/16/25 | 11/18/25 | ZFA |
| Method: EPA 8270C<br>Prep Method: EPA 3510C | | | | | | | | | | |
| Carbazole | ND | | ug/L | 9.5 | 2.6 | 0.95 | 387519 | 11/16/25 | 11/16/25 | ZFA |
| N-Nitrosodimethylamine | ND | | ug/L | 9.5 | 2.7 | 0.95 | 387519 | 11/16/25 | 11/16/25 | ZFA |
| Aniline | ND | | ug/L | 9.5 | 2.7 | 0.95 | 387519 | 11/16/25 | 11/16/25 | ZFA |



Results for any subcontracted analyses are not included in this section.

ENTHALPY ANALYTICAL

# Analysis Results for 546876

| 546876-001 Analyte | Result | Qual | Units | RL | MDL | DF | Batch | Prepared | Analyzed | Chemist |
|---|---|---|---|---|---|---|---|---|---|---|
| bis(2-Chloroethyl)ether | ND | | ug/L | 24 | 3.5 | 0.95 | 387519 | 11/16/25 | 11/16/25 | ZFA |
| 2-Chlorophenol | ND | | ug/L | 9.5 | 3.4 | 0.95 | 387519 | 11/16/25 | 11/16/25 | ZFA |
| 1,3-Dichlorobenzene | ND | | ug/L | 9.5 | 3.1 | 0.95 | 387519 | 11/16/25 | 11/16/25 | ZFA |
| 1,4-Dichlorobenzene | ND | | ug/L | 9.5 | 3.2 | 0.95 | 387519 | 11/16/25 | 11/16/25 | ZFA |
| Benzyl alcohol | ND | | ug/L | 24 | 5.5 | 0.95 | 387519 | 11/16/25 | 11/16/25 | ZFA |
| 1,2-Dichlorobenzene | ND | | ug/L | 9.5 | 3.2 | 0.95 | 387519 | 11/16/25 | 11/16/25 | ZFA |
| bis(2-Chloroisopropyl) ether | ND | | ug/L | 9.5 | 3.6 | 0.95 | 387519 | 11/16/25 | 11/16/25 | ZFA |
| N-Nitroso-di-n-propylamine | ND | | ug/L | 9.5 | 3.7 | 0.95 | 387519 | 11/16/25 | 11/16/25 | ZFA |
| Hexachloroethane | ND | | ug/L | 9.5 | 2.9 | 0.95 | 387519 | 11/16/25 | 11/16/25 | ZFA |
| Nitrobenzene | ND | | ug/L | 24 | 8.0 | 0.95 | 387519 | 11/16/25 | 11/16/25 | ZFA |
| Isophorone | ND | | ug/L | 9.5 | 3.5 | 0.95 | 387519 | 11/16/25 | 11/16/25 | ZFA |
| 2-Nitrophenol | ND | | ug/L | 9.5 | 5.2 | 0.95 | 387519 | 11/16/25 | 11/16/25 | ZFA |
| 2,4-Dimethylphenol | ND | | ug/L | 9.5 | 3.1 | 0.95 | 387519 | 11/16/25 | 11/16/25 | ZFA |
| bis(2-Chloroethoxy)methane | ND | | ug/L | 9.5 | 3.5 | 0.95 | 387519 | 11/16/25 | 11/16/25 | ZFA |
| 2,4-Dichlorophenol | ND | | ug/L | 9.5 | 3.5 | 0.95 | 387519 | 11/16/25 | 11/16/25 | ZFA |
| 1,2,4-Trichlorobenzene | ND | | ug/L | 9.5 | 3.3 | 0.95 | 387519 | 11/16/25 | 11/16/25 | ZFA |
| 4-Chloroaniline | ND | | ug/L | 9.5 | 2.9 | 0.95 | 387519 | 11/16/25 | 11/16/25 | ZFA |
| Hexachlorobutadiene | ND | | ug/L | 9.5 | 2.1 | 0.95 | 387519 | 11/16/25 | 11/16/25 | ZFA |
| 4-Chloro-3-methylphenol | ND | | ug/L | 9.5 | 3.4 | 0.95 | 387519 | 11/16/25 | 11/16/25 | ZFA |
| 2-Methylnaphthalene | ND | | ug/L | 9.5 | 3.2 | 0.95 | 387519 | 11/16/25 | 11/16/25 | ZFA |
| Hexachlorocyclopentadiene | ND | | ug/L | 24 | 7.4 | 0.95 | 387519 | 11/16/25 | 11/16/25 | ZFA |
| 2,4,6-Trichlorophenol | ND | | ug/L | 9.5 | 3.9 | 0.95 | 387519 | 11/16/25 | 11/16/25 | ZFA |
| 2,4,5-Trichlorophenol | ND | | ug/L | 9.5 | 3.5 | 0.95 | 387519 | 11/16/25 | 11/16/25 | ZFA |
| 2-Chloronaphthalene | ND | | ug/L | 9.5 | 3.2 | 0.95 | 387519 | 11/16/25 | 11/16/25 | ZFA |
| 2-Nitroaniline | ND | | ug/L | 47 | 4.1 | 0.95 | 387519 | 11/16/25 | 11/16/25 | ZFA |
| Dimethylphthalate | ND | | ug/L | 9.5 | 3.2 | 0.95 | 387519 | 11/16/25 | 11/16/25 | ZFA |
| Acenaphthylene | ND | | ug/L | 9.5 | 3.7 | 0.95 | 387519 | 11/16/25 | 11/16/25 | ZFA |
| 2,6-Dinitrotoluene | ND | | ug/L | 9.5 | 4.2 | 0.95 | 387519 | 11/16/25 | 11/16/25 | ZFA |
| 3-Nitroaniline | ND | | ug/L | 9.5 | 3.8 | 0.95 | 387519 | 11/16/25 | 11/16/25 | ZFA |
| Acenaphthene | ND | | ug/L | 9.5 | 3.1 | 0.95 | 387519 | 11/16/25 | 11/16/25 | ZFA |
| 2,4-Dinitrophenol | ND | | ug/L | 47 | 14 | 0.95 | 387519 | 11/16/25 | 11/16/25 | ZFA |
| 4-Nitrophenol | ND | | ug/L | 9.5 | 8.0 | 0.95 | 387519 | 11/16/25 | 11/16/25 | ZFA |
| Dibenzofuran | ND | | ug/L | 9.5 | 3.0 | 0.95 | 387519 | 11/16/25 | 11/16/25 | ZFA |
| 2,4-Dinitrotoluene | ND | | ug/L | 9.5 | 4.0 | 0.95 | 387519 | 11/16/25 | 11/16/25 | ZFA |
| Diethylphthalate | ND | | ug/L | 9.5 | 2.8 | 0.95 | 387519 | 11/16/25 | 11/16/25 | ZFA |
| Fluorene | ND | | ug/L | 9.5 | 3.0 | 0.95 | 387519 | 11/16/25 | 11/16/25 | ZFA |
| 4-Chlorophenyl-phenylether | ND | | ug/L | 9.5 | 2.9 | 0.95 | 387519 | 11/16/25 | 11/16/25 | ZFA |
| 4-Nitroaniline | ND | | ug/L | 9.5 | 3.2 | 0.95 | 387519 | 11/16/25 | 11/16/25 | ZFA |
| 4,6-Dinitro-2-methylphenol | ND | | ug/L | 47 | 16 | 0.95 | 387519 | 11/16/25 | 11/16/25 | ZFA |
| N-Nitrosodiphenylamine | ND | | ug/L | 9.5 | 3.7 | 0.95 | 387519 | 11/16/25 | 11/16/25 | ZFA |
| 1,2-diphenylhydrazine (as azobenzene) | ND | | ug/L | 9.5 | 2.8 | 0.95 | 387519 | 11/16/25 | 11/16/25 | ZFA |
| 4-Bromophenyl-phenylether | ND | | ug/L | 9.5 | 3.1 | 0.95 | 387519 | 11/16/25 | 11/16/25 | ZFA |
| Hexachlorobenzene | ND | | ug/L | 9.5 | 2.9 | 0.95 | 387519 | 11/16/25 | 11/16/25 | ZFA |
| Pentachlorophenol | ND | | ug/L | 24 | 5.4 | 0.95 | 387519 | 11/16/25 | 11/16/25 | ZFA |
| Phenanthrene | ND | | ug/L | 9.5 | 2.8 | 0.95 | 387519 | 11/16/25 | 11/16/25 | ZFA |
| Anthracene | ND | | ug/L | 9.5 | 2.7 | 0.95 | 387519 | 11/16/25 | 11/16/25 | ZFA |
| Di-n-butylphthalate | ND | | ug/L | 9.5 | 2.9 | 0.95 | 387519 | 11/16/25 | 11/16/25 | ZFA |
| Fluoranthene | ND | | ug/L | 9.5 | 2.7 | 0.95 | 387519 | 11/16/25 | 11/16/25 | ZFA |
| Benzidine | ND | | ug/L | 47 | 18 | 0.95 | 387519 | 11/16/25 | 11/16/25 | ZFA |
| Pyrene | ND | | ug/L | 9.5 | 2.5 | 0.95 | 387519 | 11/16/25 | 11/16/25 | ZFA |
| Butylbenzylphthalate | ND | | ug/L | 9.5 | 3.4 | 0.95 | 387519 | 11/16/25 | 11/16/25 | ZFA |



Results for any subcontracted analyses are not included in this section.

ENTHALPY ANALYTICAL

# Analysis Results for 546876

| 546876-001 Analyte | Result | Qual | Units | RL | MDL | DF | Batch | Prepared | Analyzed | Chemist |
|---|---|---|---|---|---|---|---|---|---|---|
| 3,3'-Dichlorobenzidine | ND | | ug/L | 24 | 4.9 | 0.95 | 387519 | 11/16/25 | 11/16/25 | ZFA |
| Benzo(a)anthracene | ND | | ug/L | 9.5 | 2.3 | 0.95 | 387519 | 11/16/25 | 11/16/25 | ZFA |
| Chrysene | ND | | ug/L | 9.5 | 2.3 | 0.95 | 387519 | 11/16/25 | 11/16/25 | ZFA |
| bis(2-Ethylhexyl)phthalate | ND | | ug/L | 9.5 | 3.1 | 0.95 | 387519 | 11/16/25 | 11/16/25 | ZFA |
| Di-n-octylphthalate | ND | | ug/L | 9.5 | 4.5 | 0.95 | 387519 | 11/16/25 | 11/16/25 | ZFA |
| Benzo(b)fluoranthene | ND | | ug/L | 9.5 | 2.9 | 0.95 | 387519 | 11/16/25 | 11/16/25 | ZFA |
| Benzo(k)fluoranthene | ND | | ug/L | 9.5 | 3.0 | 0.95 | 387519 | 11/16/25 | 11/16/25 | ZFA |
| Benzo(a)pyrene | ND | | ug/L | 9.5 | 3.0 | 0.95 | 387519 | 11/16/25 | 11/16/25 | ZFA |
| Indeno(1,2,3-cd)pyrene | ND | | ug/L | 9.5 | 4.0 | 0.95 | 387519 | 11/16/25 | 11/16/25 | ZFA |
| Dibenz(a,h)anthracene | ND | | ug/L | 9.5 | 3.9 | 0.95 | 387519 | 11/16/25 | 11/16/25 | ZFA |
| Benzo(g,h,i)perylene | ND | | ug/L | 9.5 | 3.9 | 0.95 | 387519 | 11/16/25 | 11/16/25 | ZFA |
| **Surrogates** | | | | **Limits** | | | | | | |
| 2-Fluorophenol | 49% | | %REC | 15-120 | | 0.95 | 387519 | 11/16/25 | 11/16/25 | ZFA |
| Phenol-d6 | 31% | | %REC | 15-120 | | 0.95 | 387519 | 11/16/25 | 11/16/25 | ZFA |
| 2,4,6-Tribromophenol | 72% | | %REC | 15-140 | | 0.95 | 387519 | 11/16/25 | 11/16/25 | ZFA |
| Nitrobenzene-d5 | 81% | | %REC | 15-123 | | 0.95 | 387519 | 11/16/25 | 11/16/25 | ZFA |
| 2-Fluorobiphenyl | 72% | | %REC | 15-120 | | 0.95 | 387519 | 11/16/25 | 11/16/25 | ZFA |
| Terphenyl-d14 | 74% | | %REC | 15-120 | | 0.95 | 387519 | 11/16/25 | 11/16/25 | ZFA |
| Method: SM 4500-CN-E<br>Prep Method: METHOD | | | | | | | | | | |
| Cyanide | ND | | mg/L | 0.0050 | 0.0017 | 0.5 | 387527 | 11/15/25 | 11/17/25 | JAK |
| Method: SM 4500-S2-D<br>Prep Method: METHOD | | | | | | | | | | |
| Sulfide | ND | | mg/L | 0.10 | | 1 | 387823 | 11/18/25 | 11/18/25 | TXC |
| Method: SM 5310B<br>Prep Method: SM 5310B | | | | | | | | | | |
| Total Organic Carbon | **15** | | mg/L | 1.0 | 0.49 | 1 | 387618 | 11/19/25 | 11/20/25 | ARM |
| Method: SM 9221B<br>Prep Method: METHOD | | | | | | | | | | |
| Coliform, Total | **>1,600** | | MPN/100ml | 1.8 | | 1 | 387503 | 11/14/25 16:29 | 11/16/25 14:29 | BLV |
| Method: SM 9221F | | | | | | | | | | |
| Coliform, E. Coli | **350** | | MPN/100ml | 1.8 | | 1 | 387503 | 11/14/25 16:29 | 11/16/25 14:29 | BLV |
| Method: SM2130B | | | | | | | | | | |
| Turbidity | **210** | | NTU | 0.20 | 0.12 | 1 | 387483 | 11/14/25 17:06 | 11/14/25 17:06 | TRR |
| Method: SM2320B<br>Prep Method: METHOD | | | | | | | | | | |
| Bicarbonate | **51** | | mg/L | 2.4 | | 1 | 388436 | 11/26/25 | 11/26/25 | ARM |
| Alkalinity, Total as CaCO3 | **42** | | mg/L | 2.0 | | 1 | 388436 | 11/26/25 | 11/26/25 | ARM |
| Method: SM2510B<br>Prep Method: METHOD | | | | | | | | | | |
| Specific Conductance | **180** | | umhos/cm | 1.0 | | 1 | 387561 | 11/16/25 | 11/16/25 | ARM |
| Method: SM2540C<br>Prep Method: METHOD | | | | | | | | | | |
| Total Dissolved Solids | **120** | | mg/L | 10 | | 1 | 387812 | 11/18/25 | 11/19/25 | AAB |
| Method: SM2540D<br>Prep Method: METHOD | | | | | | | | | | |
| Total Suspended Solids | **370** | | mg/L | 0.5 | | 1 | 387817 | 11/19/25 | 11/20/25 | TRR |



Results for any subcontracted analyses are not included in this section.

ENTHALPY ANALYTICAL

# Analysis Results for 546876

| 546876-001 Analyte | Result | Qual | Units | RL | MDL | DF | Batch | Prepared | Analyzed | Chemist |
|---|---|---|---|---|---|---|---|---|---|---|
| Method: SM5210B<br>Prep Method: METHOD | | | | | | | | | | |
| Biochemical Oxygen Demand | **19** | | mg/L | 3.0 | | 1 | 387437 | 11/14/25 17:04 | 11/19/25 15:21 | ARM |
| Method: SM5220D<br>Prep Method: SM 5220D | | | | | | | | | | |
| Chemical Oxygen Demand | **48** | | mg/L | 4.0 | 2.0 | 1 | 387876 | 11/19/25 | 11/20/25 | ARM |



Results for any subcontracted analyses are not included in this section.

ENTHALPY ANALYTICAL

# Analysis Results for 546876

| Sample ID: | Lab ID: 546876-002 | Collected: 11/14/25 11:05 |
|---|---|---|
| SOUTH BASIN - EASTERN INLET | Matrix: Water | |

| 546876-002 Analyte | Result | Qual | Units | RL | MDL | DF | Batch | Prepared | Analyzed | Chemist |
|---|---|---|---|---|---|---|---|---|---|---|
| Method: EPA 1664A<br>Prep Method: METHOD | | | | | | | | | | |
| Total Oil and Grease | **5.3** | | mg/L | 5.0 | 0.97 | 1 | 388327 | 11/24/25 | 11/24/25 | JAG |
| Method: EPA 200.7<br>Prep Method: EPA 3015A | | | | | | | | | | |
| Calcium | **390** | | mg/L | 10 | 4.6 | 10 | 387642 | 11/17/25 | 11/19/25 | CAP |
| Iron | **120** | | mg/L | 1.0 | 0.55 | 10 | 387642 | 11/17/25 | 11/19/25 | CAP |
| Magnesium | **71** | | mg/L | 0.10 | 0.051 | 1 | 387642 | 11/17/25 | 11/17/25 | CAP |
| Potassium | **61** | | mg/L | 0.50 | 0.50 | 1 | 387642 | 11/17/25 | 11/17/25 | CAP |
| Sodium | **170** | | mg/L | 0.60 | 0.38 | 1 | 387642 | 11/17/25 | 11/17/25 | CAP |
| Method: EPA 200.8<br>Prep Method: EPA 3015A | | | | | | | | | | |
| Antimony | ND | | ug/L | 2.0 | 1.3 | 1 | 387626 | 11/17/25 | 11/17/25 | KCD |
| Arsenic | **26** | | ug/L | 2.0 | 0.30 | 1 | 387626 | 11/17/25 | 11/17/25 | KCD |
| Barium | **1,200** | | ug/L | 100 | 6.6 | 20 | 387626 | 11/17/25 | 11/26/25 | KCD |
| Beryllium | **3.7** | | ug/L | 1.0 | 0.096 | 1 | 387626 | 11/17/25 | 11/17/25 | KCD |
| Boron | **580** | | ug/L | 200 | 120 | 20 | 387626 | 11/17/25 | 11/26/25 | KCD |
| Cadmium | **3.1** | | ug/L | 1.0 | 0.21 | 1 | 387626 | 11/17/25 | 11/17/25 | KCD |
| Chromium | **89** | | ug/L | 5.0 | 0.40 | 1 | 387626 | 11/17/25 | 11/17/25 | KCD |
| Cobalt | **45** | | ug/L | 1.0 | 0.14 | 1 | 387626 | 11/17/25 | 11/17/25 | KCD |
| Copper | **170** | | ug/L | 3.0 | 0.84 | 1 | 387626 | 11/17/25 | 11/17/25 | KCD |
| Lead | **140** | | ug/L | 5.0 | 0.23 | 1 | 387626 | 11/17/25 | 11/17/25 | KCD |
| Manganese | **2,200** | | ug/L | 200 | 34 | 20 | 387626 | 11/17/25 | 11/26/25 | KCD |
| Nickel | **85** | | ug/L | 5.0 | 0.91 | 1 | 387626 | 11/17/25 | 11/17/25 | KCD |
| Selenium | **6.6** | J | ug/L | 10 | 5.0 | 1 | 387626 | 11/17/25 | 11/17/25 | KCD |
| Silver | **0.90** | J | ug/L | 5.0 | 0.37 | 1 | 387626 | 11/17/25 | 11/17/25 | KCD |
| Thallium | **0.48** | J | ug/L | 1.0 | 0.14 | 1 | 387626 | 11/17/25 | 11/17/25 | KCD |
| Tin | ND | | ug/L | 5.0 | 1.5 | 1 | 387626 | 11/17/25 | 11/17/25 | KCD |
| Vanadium | **130** | | ug/L | 5.0 | 0.59 | 1 | 387626 | 11/17/25 | 11/17/25 | KCD |
| Zinc | **570** | | ug/L | 10 | 7.6 | 1 | 387626 | 11/17/25 | 11/17/25 | KCD |
| Method: EPA 245.1<br>Prep Method: EPA 245.1 | | | | | | | | | | |
| Mercury | **0.28** | B,J | ug/L | 0.40 | 0.032 | 1 | 387753 | 11/18/25 | 11/18/25 | MLL |
| Method: EPA 300.0<br>Prep Method: METHOD | | | | | | | | | | |
| Fluoride | **0.13** | J | mg/L | 0.20 | 0.059 | 1 | 387492 | 11/15/25 12:30 | 11/15/25 23:05 | AJL |
| Chloride | **130** | | mg/L | 1.0 | 0.26 | 1 | 387492 | 11/15/25 12:30 | 11/15/25 23:05 | AJL |
| Nitrogen, Nitrite | **0.21** | | mg/L | 0.10 | 0.02 | 1 | 387492 | 11/15/25 12:30 | 11/15/25 23:05 | AJL |
| Bromide | **0.30** | J | mg/L | 0.30 | 0.061 | 1 | 387492 | 11/15/25 12:30 | 11/15/25 23:05 | AJL |
| Nitrogen, Nitrate | **4.5** | | mg/L | 0.10 | 0.05 | 1 | 387492 | 11/15/25 12:30 | 11/15/25 23:05 | AJL |
| Sulfate | **570** | | mg/L | 10 | 1.8 | 10 | 387492 | 11/15/25 12:30 | 11/15/25 23:24 | AJL |



Results for any subcontracted analyses are not included in this section.

ENTHALPY ANALYTICAL

# Analysis Results for 546876

| 546876-002 Analyte | Result | Qual | Units | RL | MDL | DF | Batch | Prepared | Analyzed | Chemist |
|---|---|---|---|---|---|---|---|---|---|---|
| Method: EPA 350.1<br>Prep Method: METHOD | | | | | | | | | | |
| Ammonia-N | **0.35** | | mg/L | 0.10 | 0.050 | 1 | 387757 | 11/20/25 | 11/21/25 | JAK |
| Method: EPA 420.1<br>Prep Method: METHOD | | | | | | | | | | |
| Total Phenolics | **0.019** | | mg/L | 0.010 | 0.0065 | 1 | 388006 | 11/20/25 | 11/20/25 | LVL |
| Method: EPA 625.1<br>Prep Method: EPA 3510C | | | | | | | | | | |
| Pyridine | ND | | ug/L | 11 | 3.0 | 1.1 | 387519 | 11/16/25 | 11/16/25 | ZFA |
| Phenol | **2.7** | J | ug/L | 11 | 2.3 | 1.1 | 387519 | 11/16/25 | 11/16/25 | ZFA |
| 2-Methylphenol | ND | | ug/L | 11 | 3.5 | 1.1 | 387519 | 11/16/25 | 11/16/25 | ZFA |
| 3-,4-Methylphenol | ND | | ug/L | 11 | 3.2 | 1.1 | 387519 | 11/16/25 | 11/16/25 | ZFA |
| Benzoic acid | **16** | J | ug/L | 54 | 12 | 1.1 | 387519 | 11/16/25 | 11/16/25 | ZFA |
| Naphthalene | ND | | ug/L | 11 | 3.9 | 1.1 | 387519 | 11/16/25 | 11/16/25 | ZFA |
| Cresol | ND | | ug/L | 11 | | 1.1 | 387519 | 11/16/25 | 11/16/25 | ZFA |
| Method: EPA 8081A<br>Prep Method: EPA 3510C | | | | | | | | | | |
| alpha-BHC | ND | | ug/L | 0.05 | 0.02 | 0.94 | 387596 | 11/16/25 | 11/25/25 | XLY |
| beta-BHC | ND | | ug/L | 0.05 | 0.02 | 0.94 | 387596 | 11/16/25 | 11/25/25 | XLY |
| gamma-BHC | ND | | ug/L | 0.05 | 0.02 | 0.94 | 387596 | 11/16/25 | 11/25/25 | XLY |
| delta-BHC | ND | | ug/L | 0.05 | 0.02 | 0.94 | 387596 | 11/16/25 | 11/25/25 | XLY |
| Heptachlor | ND | | ug/L | 0.05 | 0.01 | 0.94 | 387596 | 11/16/25 | 11/25/25 | XLY |
| Aldrin | ND | | ug/L | 0.05 | 0.02 | 0.94 | 387596 | 11/16/25 | 11/25/25 | XLY |
| Heptachlor epoxide | ND | | ug/L | 0.05 | 0.02 | 0.94 | 387596 | 11/16/25 | 11/25/25 | XLY |
| Endosulfan I | ND | | ug/L | 0.05 | 0.02 | 0.94 | 387596 | 11/16/25 | 11/25/25 | XLY |
| Dieldrin | ND | | ug/L | 0.09 | 0.01 | 0.94 | 387596 | 11/16/25 | 11/25/25 | XLY |
| 4,4'-DDE | ND | | ug/L | 0.09 | 0.02 | 0.94 | 387596 | 11/16/25 | 11/25/25 | XLY |
| Endrin | ND | | ug/L | 0.09 | 0.02 | 0.94 | 387596 | 11/16/25 | 11/25/25 | XLY |
| Endosulfan II | ND | | ug/L | 0.09 | 0.02 | 0.94 | 387596 | 11/16/25 | 11/25/25 | XLY |
| Endosulfan sulfate | ND | | ug/L | 0.09 | 0.02 | 0.94 | 387596 | 11/16/25 | 11/25/25 | XLY |
| 4,4'-DDD | ND | | ug/L | 0.09 | 0.02 | 0.94 | 387596 | 11/16/25 | 11/25/25 | XLY |
| Endrin aldehyde | ND | | ug/L | 0.09 | 0.02 | 0.94 | 387596 | 11/16/25 | 11/25/25 | XLY |
| Endrin ketone | ND | | ug/L | 0.09 | 0.02 | 0.94 | 387596 | 11/16/25 | 11/25/25 | XLY |
| 4,4'-DDT | ND | | ug/L | 0.09 | 0.03 | 0.94 | 387596 | 11/16/25 | 11/25/25 | XLY |
| Methoxychlor | ND | | ug/L | 0.09 | 0.06 | 0.94 | 387596 | 11/16/25 | 11/25/25 | XLY |
| Toxaphene | ND | | ug/L | 1.9 | 0.8 | 0.94 | 387596 | 11/16/25 | 11/25/25 | XLY |
| Chlordane (Technical) | ND | | ug/L | 0.9 | 0.2 | 0.94 | 387596 | 11/16/25 | 11/25/25 | XLY |
| **Surrogates** | | | | **Limits** | | | | | | |
| TCMX | 100% | | %REC | 29-120 | | 0.94 | 387596 | 11/16/25 | 11/25/25 | XLY |
| Decachlorobiphenyl | 78% | | %REC | 33-132 | | 0.94 | 387596 | 11/16/25 | 11/25/25 | XLY |
| Method: EPA 8082<br>Prep Method: EPA 3510C | | | | | | | | | | |
| Aroclor-1016 | ND | | ug/L | 0.47 | 0.28 | 0.94 | 387596 | 11/16/25 | 11/25/25 | XLY |
| Aroclor-1221 | ND | | ug/L | 0.47 | 0.33 | 0.94 | 387596 | 11/16/25 | 11/25/25 | XLY |
| Aroclor-1232 | ND | | ug/L | 0.47 | 0.30 | 0.94 | 387596 | 11/16/25 | 11/25/25 | XLY |
| Aroclor-1242 | ND | | ug/L | 0.47 | 0.39 | 0.94 | 387596 | 11/16/25 | 11/25/25 | XLY |
| Aroclor-1248 | ND | | ug/L | 0.47 | 0.22 | 0.94 | 387596 | 11/16/25 | 11/25/25 | XLY |
| Aroclor-1254 | ND | | ug/L | 0.47 | 0.33 | 0.94 | 387596 | 11/16/25 | 11/25/25 | XLY |
| Aroclor-1260 | ND | | ug/L | 0.47 | 0.31 | 0.94 | 387596 | 11/16/25 | 11/25/25 | XLY |
| Aroclor-1262 | ND | | ug/L | 0.47 | 0.38 | 0.94 | 387596 | 11/16/25 | 11/25/25 | XLY |
| Aroclor-1268 | ND | | ug/L | 0.47 | 0.33 | 0.94 | 387596 | 11/16/25 | 11/25/25 | XLY |



Results for any subcontracted analyses are not included in this section.

ENTHALPY ANALYTICAL

# Analysis Results for 546876

| 546876-002 Analyte | Result | Qual | Units | RL | MDL | DF | Batch | Prepared | Analyzed | Chemist |
|---|---|---|---|---|---|---|---|---|---|---|
| **Surrogates** | | | | **Limits** | | | | | | |
| Decachlorobiphenyl (PCB) | 78% | | %REC | 28-138 | | 0.94 | 387596 | 11/16/25 | 11/25/25 | XLY |
| Method: EPA 8260B<br>Prep Method: EPA 5030B | | | | | | | | | | |
| Carbon Disulfide | ND | | ug/L | 5.0 | 0.1 | 1 | 387507 | 11/15/25 | 11/15/25 | HMN |
| Chloroprene | ND | | ug/L | 200 | 0.4 | 1 | 387507 | 11/15/25 | 11/15/25 | HMN |
| 3-Chloropropene | ND | | ug/L | 5.0 | 0.3 | 1 | 387507 | 11/15/25 | 11/15/25 | HMN |
| Ethyl methacrylate | ND | | ug/L | 50 | 2.1 | 1 | 387507 | 11/15/25 | 11/15/25 | HMN |
| Ethanol | ND | | ug/L | 500 | 110 | 1 | 387507 | 11/15/25 | 11/15/25 | HMN |
| 2-Hexanone | ND | | ug/L | 5.0 | 1.1 | 1 | 387507 | 11/15/25 | 11/15/25 | HMN |
| Isopropanol (IPA) | ND | | ug/L | 200 | 52 | 1 | 387507 | 11/15/25 | 11/15/25 | HMN |
| Methyl acrylonitrile | ND | | ug/L | 35 | 3.7 | 1 | 387507 | 11/15/25 | 11/15/25 | HMN |
| Vinyl Acetate | ND | | ug/L | 50 | 15 | 1 | 387507 | 11/15/25 | 11/15/25 | HMN |
| Acrolein | ND | | ug/L | 200 | 2.7 | 1 | 387507 | 11/15/25 | 11/15/25 | HMN |
| Acrylonitrile | ND | | ug/L | 10 | 0.7 | 1 | 387507 | 11/15/25 | 11/15/25 | HMN |
| Freon 12 | ND | | ug/L | 5.0 | 0.08 | 1 | 387507 | 11/15/25 | 11/15/25 | HMN |
| Chloromethane | ND | | ug/L | 5.0 | 0.09 | 1 | 387507 | 11/15/25 | 11/15/25 | HMN |
| Vinyl Chloride | ND | | ug/L | 5.0 | 0.06 | 1 | 387507 | 11/15/25 | 11/15/25 | HMN |
| Bromomethane | ND | | ug/L | 5.0 | 0.1 | 1 | 387507 | 11/15/25 | 11/15/25 | HMN |
| Chloroethane | ND | | ug/L | 5.0 | 0.1 | 1 | 387507 | 11/15/25 | 11/15/25 | HMN |
| Trichlorofluoromethane | ND | | ug/L | 5.0 | 0.05 | 1 | 387507 | 11/15/25 | 11/15/25 | HMN |
| Iodomethane | ND | | ug/L | 5.0 | | 1 | 387507 | 11/15/25 | 11/15/25 | HMN |
| Acetone | ND | | ug/L | 100 | 5.0 | 1 | 387507 | 11/15/25 | 11/15/25 | HMN |
| Freon 113 | ND | | ug/L | 5.0 | 0.1 | 1 | 387507 | 11/15/25 | 11/15/25 | HMN |
| 1,1-Dichloroethene | ND | | ug/L | 5.0 | 0.09 | 1 | 387507 | 11/15/25 | 11/15/25 | HMN |
| Methylene Chloride | ND | | ug/L | 10 | 0.2 | 1 | 387507 | 11/15/25 | 11/15/25 | HMN |
| MTBE | ND | | ug/L | 5.0 | 0.08 | 1 | 387507 | 11/15/25 | 11/15/25 | HMN |
| trans-1,2-Dichloroethene | ND | | ug/L | 5.0 | 0.1 | 1 | 387507 | 11/15/25 | 11/15/25 | HMN |
| 1,1-Dichloroethane | ND | | ug/L | 5.0 | 0.06 | 1 | 387507 | 11/15/25 | 11/15/25 | HMN |
| 2-Butanone | ND | | ug/L | 10 | 1.5 | 1 | 387507 | 11/15/25 | 11/15/25 | HMN |
| cis-1,2-Dichloroethene | ND | | ug/L | 5.0 | 0.06 | 1 | 387507 | 11/15/25 | 11/15/25 | HMN |
| 2,2-Dichloropropane | ND | | ug/L | 5.0 | 0.1 | 1 | 387507 | 11/15/25 | 11/15/25 | HMN |
| Chloroform | ND | | ug/L | 5.0 | 0.08 | 1 | 387507 | 11/15/25 | 11/15/25 | HMN |
| Bromochloromethane | ND | | ug/L | 5.0 | 0.2 | 1 | 387507 | 11/15/25 | 11/15/25 | HMN |
| 1,1,1-Trichloroethane | ND | | ug/L | 5.0 | 0.07 | 1 | 387507 | 11/15/25 | 11/15/25 | HMN |
| 1,1-Dichloropropene | ND | | ug/L | 5.0 | 0.07 | 1 | 387507 | 11/15/25 | 11/15/25 | HMN |
| Carbon Tetrachloride | ND | | ug/L | 5.0 | 0.07 | 1 | 387507 | 11/15/25 | 11/15/25 | HMN |
| 1,2-Dichloroethane | ND | | ug/L | 5.0 | 0.1 | 1 | 387507 | 11/15/25 | 11/15/25 | HMN |
| Benzene | ND | | ug/L | 1.0 | 0.03 | 1 | 387507 | 11/15/25 | 11/15/25 | HMN |
| Trichloroethene | ND | | ug/L | 5.0 | 0.05 | 1 | 387507 | 11/15/25 | 11/15/25 | HMN |
| 1,2-Dichloropropane | ND | | ug/L | 5.0 | 0.1 | 1 | 387507 | 11/15/25 | 11/15/25 | HMN |
| Bromodichloromethane | ND | | ug/L | 5.0 | 0.09 | 1 | 387507 | 11/15/25 | 11/15/25 | HMN |
| Dibromomethane | ND | | ug/L | 5.0 | 0.1 | 1 | 387507 | 11/15/25 | 11/15/25 | HMN |
| 4-Methyl-2-Pentanone | ND | | ug/L | 5.0 | 1.0 | 1 | 387507 | 11/15/25 | 11/15/25 | HMN |
| cis-1,3-Dichloropropene | ND | | ug/L | 5.0 | 0.06 | 1 | 387507 | 11/15/25 | 11/15/25 | HMN |
| Toluene | ND | | ug/L | 5.0 | 0.06 | 1 | 387507 | 11/15/25 | 11/15/25 | HMN |
| trans-1,3-Dichloropropene | ND | | ug/L | 5.0 | 0.08 | 1 | 387507 | 11/15/25 | 11/15/25 | HMN |
| 1,1,2-Trichloroethane | ND | | ug/L | 5.0 | 0.2 | 1 | 387507 | 11/15/25 | 11/15/25 | HMN |
| 1,3-Dichloropropane | ND | | ug/L | 5.0 | 0.1 | 1 | 387507 | 11/15/25 | 11/15/25 | HMN |
| Tetrachloroethene | ND | | ug/L | 5.0 | 0.1 | 1 | 387507 | 11/15/25 | 11/15/25 | HMN |
| Dibromochloromethane | ND | | ug/L | 5.0 | 0.09 | 1 | 387507 | 11/15/25 | 11/15/25 | HMN |
| 1,2-Dibromoethane | ND | | ug/L | 5.0 | 0.1 | 1 | 387507 | 11/15/25 | 11/15/25 | HMN |



Results for any subcontracted analyses are not included in this section.

# Analysis Results for 546876

| 546876-002 Analyte | Result | Qual | Units | RL | MDL | DF | Batch | Prepared | Analyzed | Chemist |
|---|---|---|---|---|---|---|---|---|---|---|
| Chlorobenzene | ND | | ug/L | 5.0 | 0.09 | 1 | 387507 | 11/15/25 | 11/15/25 | HMN |
| 1,1,1,2-Tetrachloroethane | ND | | ug/L | 5.0 | 0.1 | 1 | 387507 | 11/15/25 | 11/15/25 | HMN |
| Ethylbenzene | ND | | ug/L | 5.0 | 0.09 | 1 | 387507 | 11/15/25 | 11/15/25 | HMN |
| m,p-Xylenes | ND | | ug/L | 5.0 | 0.1 | 1 | 387507 | 11/15/25 | 11/15/25 | HMN |
| o-Xylene | ND | | ug/L | 5.0 | 0.06 | 1 | 387507 | 11/15/25 | 11/15/25 | HMN |
| Styrene | ND | | ug/L | 5.0 | 0.09 | 1 | 387507 | 11/15/25 | 11/15/25 | HMN |
| Bromoform | ND | | ug/L | 5.0 | 0.07 | 1 | 387507 | 11/15/25 | 11/15/25 | HMN |
| Isopropylbenzene | ND | | ug/L | 5.0 | 0.05 | 1 | 387507 | 11/15/25 | 11/15/25 | HMN |
| 1,1,2,2-Tetrachloroethane | ND | | ug/L | 5.0 | 0.07 | 1 | 387507 | 11/15/25 | 11/15/25 | HMN |
| 1,2,3-Trichloropropane | ND | | ug/L | 5.0 | 0.1 | 1 | 387507 | 11/15/25 | 11/15/25 | HMN |
| Propylbenzene | ND | | ug/L | 5.0 | 0.07 | 1 | 387507 | 11/15/25 | 11/15/25 | HMN |
| Bromobenzene | ND | | ug/L | 5.0 | 0.03 | 1 | 387507 | 11/15/25 | 11/15/25 | HMN |
| 1,3,5-Trimethylbenzene | ND | | ug/L | 5.0 | 0.06 | 1 | 387507 | 11/15/25 | 11/15/25 | HMN |
| 2-Chlorotoluene | ND | | ug/L | 5.0 | 0.05 | 1 | 387507 | 11/15/25 | 11/15/25 | HMN |
| 4-Chlorotoluene | ND | | ug/L | 5.0 | 0.06 | 1 | 387507 | 11/15/25 | 11/15/25 | HMN |
| tert-Butylbenzene | ND | | ug/L | 5.0 | 0.03 | 1 | 387507 | 11/15/25 | 11/15/25 | HMN |
| 1,2,4-Trimethylbenzene | ND | | ug/L | 5.0 | 0.03 | 1 | 387507 | 11/15/25 | 11/15/25 | HMN |
| sec-Butylbenzene | ND | | ug/L | 5.0 | 0.06 | 1 | 387507 | 11/15/25 | 11/15/25 | HMN |
| para-Isopropyl Toluene | ND | | ug/L | 5.0 | 0.07 | 1 | 387507 | 11/15/25 | 11/15/25 | HMN |
| 1,3-Dichlorobenzene | ND | | ug/L | 5.0 | 0.06 | 1 | 387507 | 11/15/25 | 11/15/25 | HMN |
| 1,4-Dichlorobenzene | ND | | ug/L | 5.0 | 0.09 | 1 | 387507 | 11/15/25 | 11/15/25 | HMN |
| n-Butylbenzene | ND | | ug/L | 5.0 | 0.06 | 1 | 387507 | 11/15/25 | 11/15/25 | HMN |
| 1,2-Dichlorobenzene | ND | | ug/L | 5.0 | 0.09 | 1 | 387507 | 11/15/25 | 11/15/25 | HMN |
| 1,2-Dibromo-3-Chloropropane | ND | | ug/L | 5.0 | 0.5 | 1 | 387507 | 11/15/25 | 11/15/25 | HMN |
| 1,2,4-Trichlorobenzene | ND | | ug/L | 5.0 | 0.07 | 1 | 387507 | 11/15/25 | 11/15/25 | HMN |
| Hexachlorobutadiene | ND | | ug/L | 5.0 | 0.2 | 1 | 387507 | 11/15/25 | 11/15/25 | HMN |
| 1,2,3-Trichlorobenzene | ND | | ug/L | 5.0 | 0.08 | 1 | 387507 | 11/15/25 | 11/15/25 | HMN |
| cis-1,4-Dichloro-2-butene | ND | | ug/L | 5.0 | 0.4 | 1 | 387507 | 11/15/25 | 11/15/25 | HMN |
| trans-1,4-Dichloro-2-butene | ND | | ug/L | 5.0 | 0.4 | 1 | 387507 | 11/15/25 | 11/15/25 | HMN |
| Xylene (total) | ND | | ug/L | 5.0 | | 1 | 387507 | 11/15/25 | 11/15/25 | HMN |
| **Surrogates** | | | | **Limits** | | | | | | |
| Dibromofluoromethane | 103% | | %REC | 70-130 | | 1 | 387507 | 11/15/25 | 11/15/25 | HMN |
| 1,2-Dichloroethane-d4 | 108% | | %REC | 70-130 | | 1 | 387507 | 11/15/25 | 11/15/25 | HMN |
| Toluene-d8 | 97% | | %REC | 70-130 | | 1 | 387507 | 11/15/25 | 11/15/25 | HMN |
| Bromofluorobenzene | 99% | | %REC | 70-130 | | 1 | 387507 | 11/15/25 | 11/15/25 | HMN |
| Method: EPA 8270C-SIM<br>Prep Method: EPA 3535 | | | | | | | | | | |
| 1,4-Dioxane | ND | | ug/L | 1.0 | 0.87 | 1 | 387578 | 11/16/25 | 11/18/25 | ZFA |
| **Surrogates** | | | | **Limits** | | | | | | |
| 1,4-Dioxane-d8 (SUR) | 101% | | %REC | 80-120 | | 1 | 387578 | 11/16/25 | 11/18/25 | ZFA |
| Method: EPA 8270C<br>Prep Method: EPA 3510C | | | | | | | | | | |
| Carbazole | ND | | ug/L | 11 | 3.0 | 1.1 | 387519 | 11/16/25 | 11/16/25 | ZFA |
| N-Nitrosodimethylamine | ND | | ug/L | 11 | 3.1 | 1.1 | 387519 | 11/16/25 | 11/16/25 | ZFA |
| Aniline | ND | | ug/L | 11 | 3.1 | 1.1 | 387519 | 11/16/25 | 11/16/25 | ZFA |
| bis(2-Chloroethyl)ether | ND | | ug/L | 27 | 4.0 | 1.1 | 387519 | 11/16/25 | 11/16/25 | ZFA |
| 2-Chlorophenol | ND | | ug/L | 11 | 3.9 | 1.1 | 387519 | 11/16/25 | 11/16/25 | ZFA |
| 1,3-Dichlorobenzene | ND | | ug/L | 11 | 3.5 | 1.1 | 387519 | 11/16/25 | 11/16/25 | ZFA |
| 1,4-Dichlorobenzene | ND | | ug/L | 11 | 3.6 | 1.1 | 387519 | 11/16/25 | 11/16/25 | ZFA |
| Benzyl alcohol | ND | | ug/L | 27 | 6.2 | 1.1 | 387519 | 11/16/25 | 11/16/25 | ZFA |



Results for any subcontracted analyses are not included in this section.

ENTHALPY ANALYTICAL

# Analysis Results for 546876

| 546876-002 Analyte | Result | Qual | Units | RL | MDL | DF | Batch | Prepared | Analyzed | Chemist |
|---|---|---|---|---|---|---|---|---|---|---|
| 1,2-Dichlorobenzene | ND | | ug/L | 11 | 3.6 | 1.1 | 387519 | 11/16/25 | 11/16/25 | ZFA |
| bis(2-Chloroisopropyl) ether | ND | | ug/L | 11 | 4.1 | 1.1 | 387519 | 11/16/25 | 11/16/25 | ZFA |
| N-Nitroso-di-n-propylamine | ND | | ug/L | 11 | 4.1 | 1.1 | 387519 | 11/16/25 | 11/16/25 | ZFA |
| Hexachloroethane | ND | | ug/L | 11 | 3.2 | 1.1 | 387519 | 11/16/25 | 11/16/25 | ZFA |
| Nitrobenzene | ND | | ug/L | 27 | 9.0 | 1.1 | 387519 | 11/16/25 | 11/16/25 | ZFA |
| Isophorone | ND | | ug/L | 11 | 4.0 | 1.1 | 387519 | 11/16/25 | 11/16/25 | ZFA |
| 2-Nitrophenol | ND | | ug/L | 11 | 5.8 | 1.1 | 387519 | 11/16/25 | 11/16/25 | ZFA |
| 2,4-Dimethylphenol | ND | | ug/L | 11 | 3.5 | 1.1 | 387519 | 11/16/25 | 11/16/25 | ZFA |
| bis(2-Chloroethoxy)methane | ND | | ug/L | 11 | 3.9 | 1.1 | 387519 | 11/16/25 | 11/16/25 | ZFA |
| 2,4-Dichlorophenol | ND | | ug/L | 11 | 4.0 | 1.1 | 387519 | 11/16/25 | 11/16/25 | ZFA |
| 1,2,4-Trichlorobenzene | ND | | ug/L | 11 | 3.7 | 1.1 | 387519 | 11/16/25 | 11/16/25 | ZFA |
| 4-Chloroaniline | ND | | ug/L | 11 | 3.3 | 1.1 | 387519 | 11/16/25 | 11/16/25 | ZFA |
| Hexachlorobutadiene | ND | | ug/L | 11 | 2.4 | 1.1 | 387519 | 11/16/25 | 11/16/25 | ZFA |
| 4-Chloro-3-methylphenol | ND | | ug/L | 11 | 3.9 | 1.1 | 387519 | 11/16/25 | 11/16/25 | ZFA |
| 2-Methylnaphthalene | ND | | ug/L | 11 | 3.6 | 1.1 | 387519 | 11/16/25 | 11/16/25 | ZFA |
| Hexachlorocyclopentadiene | ND | | ug/L | 27 | 8.4 | 1.1 | 387519 | 11/16/25 | 11/16/25 | ZFA |
| 2,4,6-Trichlorophenol | ND | | ug/L | 11 | 4.4 | 1.1 | 387519 | 11/16/25 | 11/16/25 | ZFA |
| 2,4,5-Trichlorophenol | ND | | ug/L | 11 | 4.0 | 1.1 | 387519 | 11/16/25 | 11/16/25 | ZFA |
| 2-Chloronaphthalene | ND | | ug/L | 11 | 3.7 | 1.1 | 387519 | 11/16/25 | 11/16/25 | ZFA |
| 2-Nitroaniline | ND | | ug/L | 54 | 4.7 | 1.1 | 387519 | 11/16/25 | 11/16/25 | ZFA |
| Dimethylphthalate | ND | | ug/L | 11 | 3.7 | 1.1 | 387519 | 11/16/25 | 11/16/25 | ZFA |
| Acenaphthylene | ND | | ug/L | 11 | 4.1 | 1.1 | 387519 | 11/16/25 | 11/16/25 | ZFA |
| 2,6-Dinitrotoluene | ND | | ug/L | 11 | 4.8 | 1.1 | 387519 | 11/16/25 | 11/16/25 | ZFA |
| 3-Nitroaniline | ND | | ug/L | 11 | 4.3 | 1.1 | 387519 | 11/16/25 | 11/16/25 | ZFA |
| Acenaphthene | ND | | ug/L | 11 | 3.5 | 1.1 | 387519 | 11/16/25 | 11/16/25 | ZFA |
| 2,4-Dinitrophenol | ND | | ug/L | 54 | 16 | 1.1 | 387519 | 11/16/25 | 11/16/25 | ZFA |
| 4-Nitrophenol | ND | | ug/L | 11 | 9.1 | 1.1 | 387519 | 11/16/25 | 11/16/25 | ZFA |
| Dibenzofuran | ND | | ug/L | 11 | 3.4 | 1.1 | 387519 | 11/16/25 | 11/16/25 | ZFA |
| 2,4-Dinitrotoluene | ND | | ug/L | 11 | 4.6 | 1.1 | 387519 | 11/16/25 | 11/16/25 | ZFA |
| Diethylphthalate | ND | | ug/L | 11 | 3.1 | 1.1 | 387519 | 11/16/25 | 11/16/25 | ZFA |
| Fluorene | ND | | ug/L | 11 | 3.4 | 1.1 | 387519 | 11/16/25 | 11/16/25 | ZFA |
| 4-Chlorophenyl-phenylether | ND | | ug/L | 11 | 3.3 | 1.1 | 387519 | 11/16/25 | 11/16/25 | ZFA |
| 4-Nitroaniline | ND | | ug/L | 11 | 3.6 | 1.1 | 387519 | 11/16/25 | 11/16/25 | ZFA |
| 4,6-Dinitro-2-methylphenol | ND | | ug/L | 54 | 18 | 1.1 | 387519 | 11/16/25 | 11/16/25 | ZFA |
| N-Nitrosodiphenylamine | ND | | ug/L | 11 | 4.2 | 1.1 | 387519 | 11/16/25 | 11/16/25 | ZFA |
| 1,2-diphenylhydrazine (as azobenzene) | ND | | ug/L | 11 | 3.1 | 1.1 | 387519 | 11/16/25 | 11/16/25 | ZFA |
| 4-Bromophenyl-phenylether | ND | | ug/L | 11 | 3.5 | 1.1 | 387519 | 11/16/25 | 11/16/25 | ZFA |
| Hexachlorobenzene | ND | | ug/L | 11 | 3.3 | 1.1 | 387519 | 11/16/25 | 11/16/25 | ZFA |
| Pentachlorophenol | ND | | ug/L | 27 | 6.1 | 1.1 | 387519 | 11/16/25 | 11/16/25 | ZFA |
| Phenanthrene | ND | | ug/L | 11 | 3.1 | 1.1 | 387519 | 11/16/25 | 11/16/25 | ZFA |
| Anthracene | ND | | ug/L | 11 | 3.0 | 1.1 | 387519 | 11/16/25 | 11/16/25 | ZFA |
| Di-n-butylphthalate | ND | | ug/L | 11 | 3.2 | 1.1 | 387519 | 11/16/25 | 11/16/25 | ZFA |
| Fluoranthene | ND | | ug/L | 11 | 3.0 | 1.1 | 387519 | 11/16/25 | 11/16/25 | ZFA |
| Benzidine | ND | | ug/L | 54 | 20 | 1.1 | 387519 | 11/16/25 | 11/16/25 | ZFA |
| Pyrene | ND | | ug/L | 11 | 2.9 | 1.1 | 387519 | 11/16/25 | 11/16/25 | ZFA |
| Butylbenzylphthalate | ND | | ug/L | 11 | 3.9 | 1.1 | 387519 | 11/16/25 | 11/16/25 | ZFA |
| 3,3'-Dichlorobenzidine | ND | | ug/L | 27 | 5.6 | 1.1 | 387519 | 11/16/25 | 11/16/25 | ZFA |
| Benzo(a)anthracene | ND | | ug/L | 11 | 2.6 | 1.1 | 387519 | 11/16/25 | 11/16/25 | ZFA |
| Chrysene | ND | | ug/L | 11 | 2.7 | 1.1 | 387519 | 11/16/25 | 11/16/25 | ZFA |
| bis(2-Ethylhexyl)phthalate | ND | | ug/L | 11 | 3.6 | 1.1 | 387519 | 11/16/25 | 11/16/25 | ZFA |
| Di-n-octylphthalate | ND | | ug/L | 11 | 5.1 | 1.1 | 387519 | 11/16/25 | 11/16/25 | ZFA |



Results for any subcontracted analyses are not included in this section.

ENTHALPY ANALYTICAL

# Analysis Results for 546876

| 546876-002 Analyte | Result | Qual | Units | RL | MDL | DF | Batch | Prepared | Analyzed | Chemist |
|---|---|---|---|---|---|---|---|---|---|---|
| Benzo(b)fluoranthene | ND | | ug/L | 11 | 3.3 | 1.1 | 387519 | 11/16/25 | 11/16/25 | ZFA |
| Benzo(k)fluoranthene | ND | | ug/L | 11 | 3.4 | 1.1 | 387519 | 11/16/25 | 11/16/25 | ZFA |
| Benzo(a)pyrene | ND | | ug/L | 11 | 3.4 | 1.1 | 387519 | 11/16/25 | 11/16/25 | ZFA |
| Indeno(1,2,3-cd)pyrene | ND | | ug/L | 11 | 4.5 | 1.1 | 387519 | 11/16/25 | 11/16/25 | ZFA |
| Dibenz(a,h)anthracene | ND | | ug/L | 11 | 4.5 | 1.1 | 387519 | 11/16/25 | 11/16/25 | ZFA |
| Benzo(g,h,i)perylene | ND | | ug/L | 11 | 4.4 | 1.1 | 387519 | 11/16/25 | 11/16/25 | ZFA |
| **Surrogates** | | | | **Limits** | | | | | | |
| 2-Fluorophenol | 55% | | %REC | 15-120 | | 1.1 | 387519 | 11/16/25 | 11/16/25 | ZFA |
| Phenol-d6 | 35% | | %REC | 15-120 | | 1.1 | 387519 | 11/16/25 | 11/16/25 | ZFA |
| 2,4,6-Tribromophenol | 79% | | %REC | 15-140 | | 1.1 | 387519 | 11/16/25 | 11/16/25 | ZFA |
| Nitrobenzene-d5 | 79% | | %REC | 15-123 | | 1.1 | 387519 | 11/16/25 | 11/16/25 | ZFA |
| 2-Fluorobiphenyl | 74% | | %REC | 15-120 | | 1.1 | 387519 | 11/16/25 | 11/16/25 | ZFA |
| Terphenyl-d14 | 78% | | %REC | 15-120 | | 1.1 | 387519 | 11/16/25 | 11/16/25 | ZFA |
| Method: SM 4500-CN-E<br>Prep Method: METHOD | | | | | | | | | | |
| Cyanide | **0.0026** | J | mg/L | 0.0050 | 0.0017 | 0.5 | 387527 | 11/15/25 | 11/17/25 | JAK |
| Method: SM 4500-S2-D<br>Prep Method: METHOD | | | | | | | | | | |
| Sulfide | ND | | mg/L | 0.10 | | 1 | 387823 | 11/18/25 | 11/18/25 | TXC |
| Method: SM 5310B<br>Prep Method: SM 5310B | | | | | | | | | | |
| Total Organic Carbon | **63** | | mg/L | 1.0 | 0.49 | 1 | 387618 | 11/19/25 | 11/20/25 | ARM |
| Method: SM 9221B<br>Prep Method: METHOD | | | | | | | | | | |
| Coliform, Total | **>1,600** | | MPN/100ml | 1.8 | | 1 | 387503 | 11/14/25 16:29 | 11/16/25 14:29 | BLV |
| Method: SM 9221F | | | | | | | | | | |
| Coliform, E. Coli | **>1,600** | | MPN/100ml | 1.8 | | 1 | 387503 | 11/14/25 16:29 | 11/16/25 14:29 | BLV |
| Method: SM2130B | | | | | | | | | | |
| Turbidity | **4,600** | | NTU | 4.0 | 2.5 | 20 | 387483 | 11/14/25 17:06 | 11/14/25 17:06 | TRR |
| Method: SM2320B<br>Prep Method: METHOD | | | | | | | | | | |
| Bicarbonate | **140** | | mg/L | 2.4 | | 1 | 388436 | 11/26/25 | 11/26/25 | ARM |
| Alkalinity, Total as CaCO3 | **110** | | mg/L | 2.0 | | 1 | 388436 | 11/26/25 | 11/26/25 | ARM |
| Method: SM2510B<br>Prep Method: METHOD | | | | | | | | | | |
| Specific Conductance | **1,770** | | umhos/cm | 1.0 | | 1 | 387561 | 11/16/25 | 11/16/25 | ARM |
| Method: SM2540C<br>Prep Method: METHOD | | | | | | | | | | |
| Total Dissolved Solids | **1,400** | | mg/L | 20 | | 2 | 387812 | 11/18/25 | 11/19/25 | AAB |
| Method: SM2540D<br>Prep Method: METHOD | | | | | | | | | | |
| Total Suspended Solids | **3,400** | | mg/L | 0.5 | | 1 | 387817 | 11/19/25 | 11/20/25 | TRR |
| Method: SM5210B<br>Prep Method: METHOD | | | | | | | | | | |
| Biochemical Oxygen Demand | **26** | | mg/L | 3.0 | | 1 | 387437 | 11/14/25 17:04 | 11/19/25 15:21 | ARM |
| Method: SM5220D<br>Prep Method: SM 5220D | | | | | | | | | | |



Results for any subcontracted analyses are not included in this section.

# Analysis Results for 546876

| 546876-002 Analyte | Result | Qual | Units | RL | MDL | DF | Batch | Prepared | Analyzed | Chemist |
|---|---|---|---|---|---|---|---|---|---|---|
| Chemical Oxygen Demand | **220** | | mg/L | 8.0 | 3.9 | 2 | 388020 | 11/20/25 | 11/21/25 | ARM |

> Value exceeds indicated concentration
B Contamination found in associated Method Blank
J Estimated value
ND Not Detected



Results for any subcontracted analyses are not included in this section.

ENTHALPY ANALYTICAL

# Batch QC

| | | |
|---|---|---|
| **Type: Blank** | **Lab ID: QC1316586** | **Batch: 388327** |
| **Matrix: Water** | **Method: EPA 1664A** | **Prep Method: METHOD** |

| QC1316586 Analyte | Result | Qual | Units | RL | MDL | Prepared | Analyzed |
|---|---|---|---|---|---|---|---|
| Total Oil and Grease | ND | | mg/L | 5.0 | 0.97 | 11/24/25 | 11/24/25 |

| | | |
|---|---|---|
| **Type: Lab Control Sample** | **Lab ID: QC1316587** | **Batch: 388327** |
| **Matrix: Water** | **Method: EPA 1664A** | **Prep Method: METHOD** |

| QC1316587 Analyte | Result | Spiked | Units | Recovery | Qual | Limits |
|---|---|---|---|---|---|---|
| Total Oil and Grease | 35.90 | 40.00 | mg/L | 90% | | 78-114 |

| | | |
|---|---|---|
| **Type: Lab Control Sample Duplicate** | **Lab ID: QC1316588** | **Batch: 388327** |
| **Matrix: Water** | **Method: EPA 1664A** | **Prep Method: METHOD** |

| QC1316588 Analyte | Result | Spiked | Units | Recovery | Qual | Limits | RPD | RPD Lim |
|---|---|---|---|---|---|---|---|---|
| Total Oil and Grease | 36.00 | 40.00 | mg/L | 90% | | 78-114 | 0 | 18 |

| | | |
|---|---|---|
| **Type: Blank** | **Lab ID: QC1314021** | **Batch: 387642** |
| **Matrix: Water** | **Method: EPA 200.7** | **Prep Method: EPA 3015A** |

| QC1314021 Analyte | Result | Qual | Units | RL | MDL | Prepared | Analyzed |
|---|---|---|---|---|---|---|---|
| Calcium | ND | | mg/L | 0.46 | 0.46 | 11/17/25 | 11/19/25 |
| Iron | ND | | mg/L | 0.055 | 0.055 | 11/17/25 | 11/17/25 |
| Magnesium | ND | | mg/L | 0.10 | 0.051 | 11/17/25 | 11/17/25 |
| Potassium | ND | | mg/L | 0.50 | 0.50 | 11/17/25 | 11/17/25 |
| Sodium | ND | | mg/L | 0.50 | 0.38 | 11/17/25 | 11/17/25 |

| | | |
|---|---|---|
| **Type: Lab Control Sample** | **Lab ID: QC1314022** | **Batch: 387642** |
| **Matrix: Water** | **Method: EPA 200.7** | **Prep Method: EPA 3015A** |

| QC1314022 Analyte | Result | Spiked | Units | Recovery | Qual | Limits |
|---|---|---|---|---|---|---|
| Calcium | 19.47 | 20.40 | mg/L | 95% | | 85-115 |
| Iron | 0.3849 | 0.4000 | mg/L | 96% | | 85-115 |
| Magnesium | 19.68 | 20.40 | mg/L | 96% | | 85-115 |
| Potassium | 23.79 | 24.00 | mg/L | 99% | | 85-115 |
| Sodium | 20.10 | 20.40 | mg/L | 99% | | 85-115 |

ENTHALPY ANALYTICAL

# Batch QC

| Type: | Matrix Spike | Lab ID: | QC1314023 | Batch: | 387642 |
|---|---|---|---|---|---|
| Matrix (Source ID): | Water (546780-001) | Method: | EPA 200.7 | Prep Method: | EPA 3015A |

| QC1314023 Analyte | Result | Source Sample Result | Spiked | Units | Recovery | Qual | Limits | DF |
|---|---|---|---|---|---|---|---|---|
| Calcium | 341.1 | 322.9 | 20.40 | mg/L | 89% | E,NM | 75-125 | 1 |
| Iron | 3.799 | 3.760 | 0.4000 | mg/L | 10% | NM | 75-125 | 1 |
| Magnesium | 23.06 | 2.890 | 20.40 | mg/L | 99% | | 75-125 | 1 |
| Potassium | 28.06 | 2.541 | 24.00 | mg/L | 106% | | 75-125 | 1 |
| Sodium | 26.65 | 5.032 | 20.40 | mg/L | 106% | | 75-125 | 1 |

| Type: | Matrix Spike Duplicate | Lab ID: | QC1314024 | Batch: | 387642 |
|---|---|---|---|---|---|
| Matrix (Source ID): | Water (546780-001) | Method: | EPA 200.7 | Prep Method: | EPA 3015A |

| QC1314024 Analyte | Result | Source Sample Result | Spiked | Units | Recovery | Qual | Limits | RPD | RPD Lim | DF |
|---|---|---|---|---|---|---|---|---|---|---|
| Calcium | 339.8 | 322.9 | 20.40 | mg/L | 83% | E,NM | 75-125 | | 20 | 1 |
| Iron | 3.941 | 3.760 | 0.4000 | mg/L | 45% | NM | 75-125 | 4 | 20 | 1 |
| Magnesium | 22.58 | 2.890 | 20.40 | mg/L | 97% | | 75-125 | 2 | 20 | 1 |
| Potassium | 27.40 | 2.541 | 24.00 | mg/L | 104% | | 75-125 | 2 | 20 | 1 |
| Sodium | 26.14 | 5.032 | 20.40 | mg/L | 103% | | 75-125 | 2 | 20 | 1 |

| Type: | Matrix Spike | Lab ID: | QC1314025 | Batch: | 387642 |
|---|---|---|---|---|---|
| Matrix (Source ID): | Water (546780-002) | Method: | EPA 200.7 | Prep Method: | EPA 3015A |

| QC1314025 Analyte | Result | Source Sample Result | Spiked | Units | Recovery | Qual | Limits | DF |
|---|---|---|---|---|---|---|---|---|
| Calcium | 561.1 | 546.2 | 20.40 | mg/L | 73% | E,NM | 75-125 | 1 |
| Iron | 1.981 | 1.862 | 0.4000 | mg/L | 30% | NM | 75-125 | 1 |
| Magnesium | 26.41 | 6.352 | 20.40 | mg/L | 98% | | 75-125 | 1 |
| Potassium | 32.70 | 6.667 | 24.00 | mg/L | 108% | | 75-125 | 1 |
| Sodium | 43.12 | 22.11 | 20.40 | mg/L | 103% | | 75-125 | 1 |

| Type: | Matrix Spike Duplicate | Lab ID: | QC1314026 | Batch: | 387642 |
|---|---|---|---|---|---|
| Matrix (Source ID): | Water (546780-002) | Method: | EPA 200.7 | Prep Method: | EPA 3015A |

| QC1314026 Analyte | Result | Source Sample Result | Spiked | Units | Recovery | Qual | Limits | RPD | RPD Lim | DF |
|---|---|---|---|---|---|---|---|---|---|---|
| Calcium | 556.6 | 546.2 | 20.40 | mg/L | 51% | E,NM | 75-125 | | 20 | 1 |
| Iron | 1.951 | 1.862 | 0.4000 | mg/L | 22% | NM | 75-125 | 2 | 20 | 1 |
| Magnesium | 27.39 | 6.352 | 20.40 | mg/L | 103% | | 75-125 | 4 | 20 | 1 |
| Potassium | 33.92 | 6.667 | 24.00 | mg/L | 114% | | 75-125 | 4 | 20 | 1 |
| Sodium | 44.25 | 22.11 | 20.40 | mg/L | 109% | | 75-125 | 3 | 20 | 1 |

ENTHALPY ANALYTICAL

# Batch QC

| | | | | | |
|---|---|---|---|---|---|
| **Type:** | **Serial Dilution** | **Lab ID:** | **QC1314103** | **Batch:** | **387642** |
| **Matrix (Source ID):** | **Water (546678-002)** | **Method:** | **EPA 200.7** | **Prep Method:** | **EPA 3015A** |

| QC1314103 Analyte | Result | Source Sample Result | Units | Qual | RPD | RPD Lim | DF |
|---|---|---|---|---|---|---|---|
| Calcium | 7.761 | 7.721 | mg/L | | | | 5 |
| Iron | 6.682 | 6.673 | mg/L | | | | 5 |
| Magnesium | 3.211 | 3.134 | mg/L | | | | 5 |
| Potassium | ND | 1.368 | mg/L | | | | 5 |
| Sodium | ND | 1.943 | mg/L | | | | 5 |

| | | | | | |
|---|---|---|---|---|---|
| **Type:** | **Blank** | **Lab ID:** | **QC1313962** | **Batch:** | **387626** |
| **Matrix:** | **Water** | **Method:** | **EPA 200.8** | **Prep Method:** | **EPA 3015A** |

| QC1313962 Analyte | Result | Qual | Units | RL | MDL | Prepared | Analyzed |
|---|---|---|---|---|---|---|---|
| Antimony | ND | | ug/L | 2.0 | 1.3 | 11/17/25 | 11/17/25 |
| Arsenic | ND | | ug/L | 2.0 | 0.30 | 11/17/25 | 11/17/25 |
| Barium | ND | | ug/L | 5.0 | 0.44 | 11/17/25 | 11/17/25 |
| Beryllium | ND | | ug/L | 1.0 | 0.096 | 11/17/25 | 11/17/25 |
| Boron | ND | | ug/L | 10 | 6.0 | 11/17/25 | 11/26/25 |
| Cadmium | ND | | ug/L | 1.0 | 0.21 | 11/17/25 | 11/17/25 |
| Chromium | 0.40 | J | ug/L | 5.0 | 0.40 | 11/17/25 | 11/17/25 |
| Cobalt | ND | | ug/L | 1.0 | 0.14 | 11/17/25 | 11/17/25 |
| Copper | ND | | ug/L | 3.0 | 0.84 | 11/17/25 | 11/17/25 |
| Lead | ND | | ug/L | 5.0 | 0.23 | 11/17/25 | 11/17/25 |
| Manganese | ND | | ug/L | 10 | 4.3 | 11/17/25 | 11/17/25 |
| Nickel | ND | | ug/L | 5.0 | 0.91 | 11/17/25 | 11/17/25 |
| Selenium | ND | | ug/L | 10 | 5.0 | 11/17/25 | 11/17/25 |
| Silver | ND | | ug/L | 5.0 | 0.37 | 11/17/25 | 11/17/25 |
| Thallium | ND | | ug/L | 1.0 | 0.14 | 11/17/25 | 11/17/25 |
| Tin | ND | | ug/L | 5.0 | 1.5 | 11/17/25 | 11/17/25 |
| Vanadium | ND | | ug/L | 5.0 | 0.59 | 11/17/25 | 11/17/25 |
| Zinc | ND | | ug/L | 10 | 7.6 | 11/17/25 | 11/17/25 |

ENTHALPY ANALYTICAL

# Batch QC

| | | | | | |
|---|---|---|---|---|---|
| **Type:** | **Lab Control Sample** | **Lab ID:** | **QC1313963** | **Batch:** | **387626** |
| **Matrix:** | **Water** | **Method:** | **EPA 200.8** | **Prep Method:** | **EPA 3015A** |

| QC1313963 Analyte | Result | Spiked | Units | Recovery | Qual | Limits |
|---|---|---|---|---|---|---|
| Antimony | 104.9 | 100.0 | ug/L | 105% | | 85-115 |
| Arsenic | 100.1 | 100.0 | ug/L | 100% | | 85-115 |
| Barium | 99.16 | 100.0 | ug/L | 99% | | 85-115 |
| Beryllium | 99.07 | 100.0 | ug/L | 99% | | 85-115 |
| Boron | 102.5 | 100.0 | ug/L | 103% | | 85-115 |
| Cadmium | 99.14 | 100.0 | ug/L | 99% | | 85-115 |
| Chromium | 101.6 | 100.0 | ug/L | 102% | | 85-115 |
| Cobalt | 106.9 | 100.0 | ug/L | 107% | | 85-115 |
| Copper | 105.9 | 100.0 | ug/L | 106% | | 85-115 |
| Lead | 95.67 | 100.0 | ug/L | 96% | | 85-115 |
| Manganese | 103.2 | 100.0 | ug/L | 103% | | 85-115 |
| Nickel | 106.5 | 100.0 | ug/L | 107% | | 85-115 |
| Selenium | 97.10 | 100.0 | ug/L | 97% | | 85-115 |
| Silver | 49.08 | 50.00 | ug/L | 98% | | 85-115 |
| Thallium | 95.79 | 100.0 | ug/L | 96% | | 85-115 |
| Tin | 100.3 | 100.0 | ug/L | 100% | | 85-115 |
| Vanadium | 102.0 | 100.0 | ug/L | 102% | | 85-115 |
| Zinc | 101.4 | 100.0 | ug/L | 101% | | 85-115 |

| | | | | | |
|---|---|---|---|---|---|
| **Type:** | **Matrix Spike** | **Lab ID:** | **QC1313964** | **Batch:** | **387626** |
| **Matrix (Source ID):** | **Water (546804-001)** | **Method:** | **EPA 200.8** | **Prep Method:** | **EPA 3015A** |

| QC1313964 Analyte | Result | Source Sample Result | Spiked | Units | Recovery | Qual | Limits | DF |
|---|---|---|---|---|---|---|---|---|
| Antimony | 103.4 | ND | 100.0 | ug/L | 103% | | 70-130 | 1 |
| Arsenic | 99.31 | ND | 100.0 | ug/L | 99% | | 70-130 | 1 |
| Barium | 98.05 | ND | 100.0 | ug/L | 98% | | 70-130 | 1 |
| Beryllium | 98.73 | ND | 100.0 | ug/L | 99% | | 70-130 | 1 |
| Boron | 251.1 | 178.1 | 100.0 | ug/L | 73% | | 70-130 | 10 |
| Cadmium | 97.81 | ND | 100.0 | ug/L | 98% | | 70-130 | 1 |
| Chromium | 100.9 | ND | 100.0 | ug/L | 101% | | 70-130 | 1 |
| Cobalt | 106.3 | ND | 100.0 | ug/L | 106% | | 70-130 | 1 |
| Copper | 106.1 | ND | 100.0 | ug/L | 106% | | 70-130 | 1 |
| Lead | 102.9 | ND | 100.0 | ug/L | 103% | | 70-130 | 1 |
| Manganese | 103.2 | ND | 100.0 | ug/L | 103% | | 70-130 | 1 |
| Nickel | 105.3 | ND | 100.0 | ug/L | 105% | | 70-130 | 1 |
| Selenium | 97.43 | ND | 100.0 | ug/L | 97% | | 70-130 | 1 |
| Silver | 48.60 | ND | 50.00 | ug/L | 97% | | 70-130 | 1 |
| Thallium | 103.4 | ND | 100.0 | ug/L | 103% | | 70-130 | 1 |
| Tin | 115.7 | ND | 100.0 | ug/L | 116% | | 70-130 | 1 |
| Vanadium | 101.2 | ND | 100.0 | ug/L | 101% | | 70-130 | 1 |
| Zinc | 104.8 | ND | 100.0 | ug/L | 105% | | 70-130 | 1 |

ENTHALPY ANALYTICAL

# Batch QC

| Type: | Matrix Spike Duplicate | Lab ID: | QC1313965 | Batch: | 387626 |
|---|---|---|---|---|---|
| Matrix (Source ID): | Water (546804-001) | Method: | EPA 200.8 | Prep Method: | EPA 3015A |

| QC1313965 Analyte | Result | Source Sample Result | Spiked | Units | Recovery | Qual | Limits | RPD | RPD Lim | DF |
|---|---|---|---|---|---|---|---|---|---|---|
| Antimony | 106.4 | ND | 100.0 | ug/L | 106% | | 70-130 | 3 | 20 | 1 |
| Arsenic | 101.4 | ND | 100.0 | ug/L | 101% | | 70-130 | 2 | 20 | 1 |
| Barium | 101.6 | ND | 100.0 | ug/L | 102% | | 70-130 | 4 | 20 | 1 |
| Beryllium | 101.9 | ND | 100.0 | ug/L | 102% | | 70-130 | 3 | 20 | 1 |
| Boron | 241.7 | 178.1 | 100.0 | ug/L | 64% | * | 70-130 | 4 | 20 | 10 |
| Cadmium | 100.8 | ND | 100.0 | ug/L | 101% | | 70-130 | 3 | 20 | 1 |
| Chromium | 102.1 | ND | 100.0 | ug/L | 102% | | 70-130 | 1 | 20 | 1 |
| Cobalt | 106.6 | ND | 100.0 | ug/L | 107% | | 70-130 | 0 | 20 | 1 |
| Copper | 107.0 | ND | 100.0 | ug/L | 107% | | 70-130 | 1 | 20 | 1 |
| Lead | 100.0 | ND | 100.0 | ug/L | 100% | | 70-130 | 3 | 20 | 1 |
| Manganese | 105.1 | ND | 100.0 | ug/L | 105% | | 70-130 | 2 | 20 | 1 |
| Nickel | 107.1 | ND | 100.0 | ug/L | 107% | | 70-130 | 2 | 20 | 1 |
| Selenium | 98.37 | ND | 100.0 | ug/L | 98% | | 70-130 | 1 | 20 | 1 |
| Silver | 49.91 | ND | 50.00 | ug/L | 100% | | 70-130 | 3 | 20 | 1 |
| Thallium | 100.6 | ND | 100.0 | ug/L | 101% | | 70-130 | 3 | 20 | 1 |
| Tin | 101.0 | ND | 100.0 | ug/L | 101% | | 70-130 | 14 | 20 | 1 |
| Vanadium | 102.1 | ND | 100.0 | ug/L | 102% | | 70-130 | 1 | 20 | 1 |
| Zinc | 103.0 | ND | 100.0 | ug/L | 103% | | 70-130 | 2 | 20 | 1 |

| Type: | Matrix Spike | Lab ID: | QC1313966 | Batch: | 387626 |
|---|---|---|---|---|---|
| Matrix (Source ID): | Water (546805-001) | Method: | EPA 200.8 | Prep Method: | EPA 3015A |

| QC1313966 Analyte | Result | Source Sample Result | Spiked | Units | Recovery | Qual | Limits | DF |
|---|---|---|---|---|---|---|---|---|
| Antimony | 98.43 | ND | 100.0 | ug/L | 98% | | 70-130 | 1 |
| Arsenic | 102.1 | ND | 100.0 | ug/L | 102% | | 70-130 | 1 |
| Barium | 94.04 | ND | 100.0 | ug/L | 94% | | 70-130 | 1 |
| Beryllium | 99.21 | ND | 100.0 | ug/L | 99% | | 70-130 | 1 |
| Boron | 150.1 | 97.77 | 100.0 | ug/L | 52% | * | 70-130 | 10 |
| Cadmium | 94.27 | ND | 100.0 | ug/L | 94% | | 70-130 | 1 |
| Chromium | 103.1 | ND | 100.0 | ug/L | 103% | | 70-130 | 1 |
| Cobalt | 107.7 | ND | 100.0 | ug/L | 108% | | 70-130 | 1 |
| Copper | 106.6 | ND | 100.0 | ug/L | 107% | | 70-130 | 1 |
| Lead | 99.92 | ND | 100.0 | ug/L | 100% | | 70-130 | 1 |
| Manganese | 103.8 | ND | 100.0 | ug/L | 104% | | 70-130 | 1 |
| Nickel | 107.4 | ND | 100.0 | ug/L | 107% | | 70-130 | 1 |
| Selenium | 98.84 | ND | 100.0 | ug/L | 99% | | 70-130 | 1 |
| Silver | 46.33 | ND | 50.00 | ug/L | 93% | | 70-130 | 1 |
| Thallium | 100.5 | ND | 100.0 | ug/L | 101% | | 70-130 | 1 |
| Tin | 101.7 | ND | 100.0 | ug/L | 102% | | 70-130 | 1 |
| Vanadium | 102.4 | ND | 100.0 | ug/L | 102% | | 70-130 | 1 |
| Zinc | 101.9 | ND | 100.0 | ug/L | 102% | | 70-130 | 1 |

ENTHALPY ANALYTICAL

# Batch QC

| Type: | Matrix Spike Duplicate | Lab ID: | QC1313967 | Batch: | 387626 |
|---|---|---|---|---|---|
| Matrix (Source ID): | Water (546805-001) | Method: | EPA 200.8 | Prep Method: | EPA 3015A |

| QC1313967 Analyte | Result | Source Sample Result | Spiked | Units | Recovery | Qual | Limits | RPD | RPD Lim | DF |
|---|---|---|---|---|---|---|---|---|---|---|
| Antimony | 104.2 | ND | 100.0 | ug/L | 104% | | 70-130 | 6 | 20 | 1 |
| Arsenic | 102.0 | ND | 100.0 | ug/L | 102% | | 70-130 | 0 | 20 | 1 |
| Barium | 100.1 | ND | 100.0 | ug/L | 100% | | 70-130 | 6 | 20 | 1 |
| Beryllium | 99.09 | ND | 100.0 | ug/L | 99% | | 70-130 | 0 | 20 | 1 |
| Boron | 145.1 | 97.77 | 100.0 | ug/L | 47% | * | 70-130 | 3 | 20 | 10 |
| Cadmium | 99.08 | ND | 100.0 | ug/L | 99% | | 70-130 | 5 | 20 | 1 |
| Chromium | 102.2 | ND | 100.0 | ug/L | 102% | | 70-130 | 1 | 20 | 1 |
| Cobalt | 107.6 | ND | 100.0 | ug/L | 108% | | 70-130 | 0 | 20 | 1 |
| Copper | 107.8 | ND | 100.0 | ug/L | 108% | | 70-130 | 1 | 20 | 1 |
| Lead | 100.8 | ND | 100.0 | ug/L | 101% | | 70-130 | 1 | 20 | 1 |
| Manganese | 103.9 | ND | 100.0 | ug/L | 104% | | 70-130 | 0 | 20 | 1 |
| Nickel | 107.9 | ND | 100.0 | ug/L | 108% | | 70-130 | 0 | 20 | 1 |
| Selenium | 96.42 | ND | 100.0 | ug/L | 96% | | 70-130 | 2 | 20 | 1 |
| Silver | 49.06 | ND | 50.00 | ug/L | 98% | | 70-130 | 6 | 20 | 1 |
| Thallium | 100.7 | ND | 100.0 | ug/L | 101% | | 70-130 | 0 | 20 | 1 |
| Tin | 101.2 | ND | 100.0 | ug/L | 101% | | 70-130 | 1 | 20 | 1 |
| Vanadium | 102.0 | ND | 100.0 | ug/L | 102% | | 70-130 | 0 | 20 | 1 |
| Zinc | 102.2 | ND | 100.0 | ug/L | 102% | | 70-130 | 0 | 20 | 1 |

| Type: | Blank | Lab ID: | QC1314397 | Batch: | 387753 |
|---|---|---|---|---|---|
| Matrix: | Water | Method: | EPA 245.1 | Prep Method: | EPA 245.1 |

| QC1314397 Analyte | Result | Qual | Units | RL | MDL | Prepared | Analyzed |
|---|---|---|---|---|---|---|---|
| Mercury | 0.037 | J | ug/L | 0.40 | 0.032 | 11/18/25 | 11/18/25 |

| Type: | Lab Control Sample | Lab ID: | QC1314398 | Batch: | 387753 |
|---|---|---|---|---|---|
| Matrix: | Water | Method: | EPA 245.1 | Prep Method: | EPA 245.1 |

| QC1314398 Analyte | Result | Spiked | Units | Recovery | Qual | Limits |
|---|---|---|---|---|---|---|
| Mercury | 4.825 | 5.000 | ug/L | 96% | | 85-115 |

| Type: | Matrix Spike | Lab ID: | QC1314399 | Batch: | 387753 |
|---|---|---|---|---|---|
| Matrix (Source ID): | Water (547006-002) | Method: | EPA 245.1 | Prep Method: | EPA 245.1 |

| QC1314399 Analyte | Result | Source Sample Result | Spiked | Units | Recovery | Qual | Limits | DF |
|---|---|---|---|---|---|---|---|---|
| Mercury | 4.683 | ND | 5.000 | ug/L | 94% | | 75-125 | 1 |

ENTHALPY ANALYTICAL

# Batch QC

| Type: | Matrix Spike Duplicate | Lab ID: | QC1314400 | Batch: | 387753 |
|---|---|---|---|---|---|
| Matrix (Source ID): | Water (547006-002) | Method: | EPA 245.1 | Prep Method: | EPA 245.1 |

| QC1314400 Analyte | Result | Source Sample Result | Spiked | Units | Recovery | Qual | Limits | RPD | RPD Lim | DF |
|---|---|---|---|---|---|---|---|---|---|---|
| Mercury | 4.651 | ND | 5.000 | ug/L | 93% | | 75-125 | 1 | 20 | 1 |

| Type: | Matrix Spike | Lab ID: | QC1314401 | Batch: | 387753 |
|---|---|---|---|---|---|
| Matrix (Source ID): | Water (547011-002) | Method: | EPA 245.1 | Prep Method: | EPA 245.1 |

| QC1314401 Analyte | Result | Source Sample Result | Spiked | Units | Recovery | Qual | Limits | DF |
|---|---|---|---|---|---|---|---|---|
| Mercury | 4.622 | 0.05522 | 5.000 | ug/L | 91% | | 75-125 | 1 |

| Type: | Matrix Spike Duplicate | Lab ID: | QC1314402 | Batch: | 387753 |
|---|---|---|---|---|---|
| Matrix (Source ID): | Water (547011-002) | Method: | EPA 245.1 | Prep Method: | EPA 245.1 |

| QC1314402 Analyte | Result | Source Sample Result | Spiked | Units | Recovery | Qual | Limits | RPD | RPD Lim | DF |
|---|---|---|---|---|---|---|---|---|---|---|
| Mercury | 4.700 | 0.05522 | 5.000 | ug/L | 93% | | 75-125 | 2 | 20 | 1 |

| Type: | Blank | Lab ID: | QC1313448 | Batch: | 387492 |
|---|---|---|---|---|---|
| Matrix: | Water | Method: | EPA 300.0 | Prep Method: | METHOD |

| QC1313448 Analyte | Result | Qual | Units | RL | MDL | Prepared | Analyzed |
|---|---|---|---|---|---|---|---|
| Fluoride | ND | | mg/L | 0.20 | 0.059 | 11/15/25 12:30 | 11/15/25 14:38 |
| Chloride | ND | | mg/L | 1.0 | 0.26 | 11/15/25 12:30 | 11/15/25 14:38 |
| Nitrogen, Nitrite | ND | | mg/L | 0.10 | 0.02 | 11/15/25 12:30 | 11/15/25 14:38 |
| Bromide | ND | | mg/L | 0.30 | 0.061 | 11/15/25 12:30 | 11/15/25 14:38 |
| Nitrogen, Nitrate | ND | | mg/L | 0.10 | 0.05 | 11/15/25 12:30 | 11/15/25 14:38 |
| Sulfate | ND | | mg/L | 1.0 | 0.18 | 11/15/25 12:30 | 11/15/25 14:38 |

| Type: | Lab Control Sample | Lab ID: | QC1313449 | Batch: | 387492 |
|---|---|---|---|---|---|
| Matrix: | Water | Method: | EPA 300.0 | Prep Method: | METHOD |

| QC1313449 Analyte | Result | Spiked | Units | Recovery | Qual | Limits |
|---|---|---|---|---|---|---|
| Fluoride | 9.957 | 10.00 | mg/L | 100% | | 90-110 |
| Chloride | 46.82 | 50.00 | mg/L | 94% | | 90-110 |
| Nitrogen, Nitrite | 4.431 | 4.567 | mg/L | 97% | | 90-110 |
| Bromide | 14.59 | 15.00 | mg/L | 97% | | 90-110 |
| Nitrogen, Nitrate | 4.442 | 4.518 | mg/L | 98% | | 90-110 |
| Sulfate | 25.06 | 25.00 | mg/L | 100% | | 90-110 |

ENTHALPY ANALYTICAL

# Batch QC

| Type: | Matrix Spike | Lab ID: | QC1313450 | Batch: | 387492 |
|---|---|---|---|---|---|
| Matrix (Source ID): | Water (546885-004) | Method: | EPA 300.0 | Prep Method: | METHOD |

| QC1313450 Analyte | Result | Source Sample Result | Spiked | Units | Recovery | Qual | Limits | DF |
|---|---|---|---|---|---|---|---|---|
| Fluoride | 20.57 | ND | 20.00 | mg/L | 103% | | 80-129 | 1 |
| Chloride | 116.7 | 14.81 | 100.0 | mg/L | 102% | | 80-123 | 1 |
| Nitrogen, Nitrite | 9.068 | ND | 9.134 | mg/L | 99% | | 80-122 | 1 |
| Bromide | 14.90 | 0.08338 | 15.00 | mg/L | 99% | | 80-121 | 1 |
| Nitrogen, Nitrate | 9.143 | ND | 9.036 | mg/L | 101% | | 80-123 | 1 |
| Sulfate | 51.25 | 1.007 | 50.00 | mg/L | 100% | | 79-124 | 1 |

| Type: | Matrix Spike Duplicate | Lab ID: | QC1313451 | Batch: | 387492 |
|---|---|---|---|---|---|
| Matrix (Source ID): | Water (546885-004) | Method: | EPA 300.0 | Prep Method: | METHOD |

| QC1313451 Analyte | Result | Source Sample Result | Spiked | Units | Recovery | Qual | Limits | RPD | RPD Lim | DF |
|---|---|---|---|---|---|---|---|---|---|---|
| Fluoride | 20.42 | ND | 20.00 | mg/L | 102% | | 80-129 | 1 | 21 | 1 |
| Chloride | 115.9 | 14.81 | 100.0 | mg/L | 101% | | 80-123 | 1 | 20 | 1 |
| Nitrogen, Nitrite | 9.017 | ND | 9.134 | mg/L | 99% | | 80-122 | 1 | 21 | 1 |
| Bromide | 14.78 | 0.08338 | 15.00 | mg/L | 98% | | 80-121 | 1 | 20 | 1 |
| Nitrogen, Nitrate | 9.064 | ND | 9.036 | mg/L | 100% | | 80-123 | 1 | 20 | 1 |
| Sulfate | 50.79 | 1.007 | 50.00 | mg/L | 100% | | 79-124 | 1 | 20 | 1 |

| Type: | Matrix Spike | Lab ID: | QC1313490 | Batch: | 387492 |
|---|---|---|---|---|---|
| Matrix (Source ID): | Water (546910-002) | Method: | EPA 300.0 | Prep Method: | METHOD |

| QC1313490 Analyte | Result | Source Sample Result | Spiked | Units | Recovery | Qual | Limits | DF |
|---|---|---|---|---|---|---|---|---|
| Fluoride | 20.54 | ND | 20.00 | mg/L | 103% | | 80-129 | 1 |
| Chloride | 99.67 | ND | 100.0 | mg/L | 100% | | 80-123 | 1 |
| Nitrogen, Nitrite | 9.058 | ND | 9.134 | mg/L | 99% | | 80-122 | 1 |
| Bromide | 14.71 | ND | 15.00 | mg/L | 98% | | 80-121 | 1 |
| Nitrogen, Nitrate | 9.087 | ND | 9.036 | mg/L | 101% | | 80-123 | 1 |
| Sulfate | 50.49 | ND | 50.00 | mg/L | 101% | | 79-124 | 1 |

| Type: | Matrix Spike Duplicate | Lab ID: | QC1313491 | Batch: | 387492 |
|---|---|---|---|---|---|
| Matrix (Source ID): | Water (546910-002) | Method: | EPA 300.0 | Prep Method: | METHOD |

| QC1313491 Analyte | Result | Source Sample Result | Spiked | Units | Recovery | Qual | Limits | RPD | RPD Lim | DF |
|---|---|---|---|---|---|---|---|---|---|---|
| Fluoride | 20.62 | ND | 20.00 | mg/L | 103% | | 80-129 | 0 | 21 | 1 |
| Chloride | 100.1 | ND | 100.0 | mg/L | 100% | | 80-123 | 0 | 20 | 1 |
| Nitrogen, Nitrite | 9.109 | ND | 9.134 | mg/L | 100% | | 80-122 | 1 | 21 | 1 |
| Bromide | 14.77 | ND | 15.00 | mg/L | 98% | | 80-121 | 0 | 20 | 1 |
| Nitrogen, Nitrate | 9.120 | ND | 9.036 | mg/L | 101% | | 80-123 | 0 | 20 | 1 |
| Sulfate | 50.58 | ND | 50.00 | mg/L | 101% | | 79-124 | 0 | 20 | 1 |

ENTHALPY ANALYTICAL

# Batch QC

**Type: Blank** **Lab ID: QC1314410** **Batch: 387757**
**Matrix: Water** **Method: EPA 350.1** **Prep Method: METHOD**

| QC1314410 Analyte | Result | Qual | Units | RL | MDL | Prepared | Analyzed |
|---|---|---|---|---|---|---|---|
| Ammonia-N | ND | | mg/L | 0.10 | 0.050 | 11/20/25 | 11/21/25 |

**Type: Lab Control Sample** **Lab ID: QC1314411** **Batch: 387757**
**Matrix: Water** **Method: EPA 350.1** **Prep Method: METHOD**

| QC1314411 Analyte | Result | Spiked | Units | Recovery | Qual | Limits |
|---|---|---|---|---|---|---|
| Ammonia-N | 0.9257 | 1.000 | mg/L | 93% | | 90-110 |

**Type: Matrix Spike** **Lab ID: QC1314412** **Batch: 387757**
**Matrix (Source ID): Water (547011-001)** **Method: EPA 350.1** **Prep Method: METHOD**

| QC1314412 Analyte | Result | Source Sample Result | Spiked | Units | Recovery | Qual | Limits | DF |
|---|---|---|---|---|---|---|---|---|
| Ammonia-N | 1.758 | 0.7254 | 1.000 | mg/L | 103% | | 90-110 | 1 |

**Type: Matrix Spike Duplicate** **Lab ID: QC1314413** **Batch: 387757**
**Matrix (Source ID): Water (547011-001)** **Method: EPA 350.1** **Prep Method: METHOD**

| QC1314413 Analyte | Result | Source Sample Result | Spiked | Units | Recovery | Qual | Limits | RPD | RPD Lim | DF |
|---|---|---|---|---|---|---|---|---|---|---|
| Ammonia-N | 1.666 | 0.7254 | 1.000 | mg/L | 94% | | 90-110 | 5 | 20 | 1 |

**Type: Matrix Spike** **Lab ID: QC1314414** **Batch: 387757**
**Matrix (Source ID): Water (547011-002)** **Method: EPA 350.1** **Prep Method: METHOD**

| QC1314414 Analyte | Result | Source Sample Result | Spiked | Units | Recovery | Qual | Limits | DF |
|---|---|---|---|---|---|---|---|---|
| Ammonia-N | 2.600 | 1.629 | 1.000 | mg/L | 97% | E | 90-110 | 1 |

**Type: Matrix Spike Duplicate** **Lab ID: QC1314415** **Batch: 387757**
**Matrix (Source ID): Water (547011-002)** **Method: EPA 350.1** **Prep Method: METHOD**

| QC1314415 Analyte | Result | Source Sample Result | Spiked | Units | Recovery | Qual | Limits | RPD | RPD Lim | DF |
|---|---|---|---|---|---|---|---|---|---|---|
| Ammonia-N | 2.612 | 1.629 | 1.000 | mg/L | 98% | E | 90-110 | | 20 | 1 |

**Type: Blank** **Lab ID: QC1315233** **Batch: 388006**
**Matrix: Water** **Method: EPA 420.1** **Prep Method: METHOD**

| QC1315233 Analyte | Result | Qual | Units | RL | MDL | Prepared | Analyzed |
|---|---|---|---|---|---|---|---|
| Total Phenolics | ND | | mg/L | 0.010 | 0.0065 | 11/20/25 | 11/20/25 |

ENTHALPY ANALYTICAL

# Batch QC

| | | |
|---|---|---|
| **Type:** Lab Control Sample | **Lab ID:** QC1315234 | **Batch:** 388006 |
| **Matrix:** Water | **Method:** EPA 420.1 | **Prep Method:** METHOD |

| QC1315234 Analyte | Result | Spiked | Units | Recovery | Qual | Limits |
|---|---|---|---|---|---|---|
| Total Phenolics | 0.08100 | 0.08000 | mg/L | 101% | | 80-120 |

| | | |
|---|---|---|
| **Type:** Lab Control Sample Duplicate | **Lab ID:** QC1315235 | **Batch:** 388006 |
| **Matrix:** Water | **Method:** EPA 420.1 | **Prep Method:** METHOD |

| QC1315235 Analyte | Result | Spiked | Units | Recovery | Qual | Limits | RPD | RPD Lim |
|---|---|---|---|---|---|---|---|---|
| Total Phenolics | 0.08000 | 0.08000 | mg/L | 100% | | 80-120 | 1 | 20 |

ENTHALPY ANALYTICAL

# Batch QC

| Type: Blank | Lab ID: QC1313552 | Batch: 387519 |
|---|---|---|
| Matrix: Water | | |

| QC1313552 Analyte | Result | Qual | Units | RL | MDL | Prepared | Analyzed |
|---|---|---|---|---|---|---|---|
| Method: EPA 625.1<br>Prep Method: EPA 3510C | | | | | | | |
| Pyridine | ND | | ug/L | 10 | 2.8 | 11/15/25 | 11/15/25 |
| Phenol | ND | | ug/L | 10 | 2.1 | 11/15/25 | 11/15/25 |
| 2-Methylphenol | ND | | ug/L | 10 | 3.2 | 11/15/25 | 11/15/25 |
| 3-,4-Methylphenol | ND | | ug/L | 10 | 3.0 | 11/15/25 | 11/15/25 |
| Benzoic acid | ND | | ug/L | 50 | 11 | 11/15/25 | 11/15/25 |
| Naphthalene | ND | | ug/L | 10 | 3.6 | 11/15/25 | 11/15/25 |
| Cresol | ND | | ug/L | 10 | | 11/15/25 | 11/15/25 |
| Method: EPA 8270C<br>Prep Method: EPA 3510C | | | | | | | |
| Carbazole | ND | | ug/L | 10 | 2.8 | 11/15/25 | 11/15/25 |
| N-Nitrosodimethylamine | ND | | ug/L | 10 | 2.9 | 11/15/25 | 11/15/25 |
| Aniline | ND | | ug/L | 10 | 2.8 | 11/15/25 | 11/15/25 |
| bis(2-Chloroethyl)ether | ND | | ug/L | 25 | 3.7 | 11/15/25 | 11/15/25 |
| 2-Chlorophenol | ND | | ug/L | 10 | 3.6 | 11/15/25 | 11/15/25 |
| 1,3-Dichlorobenzene | ND | | ug/L | 10 | 3.3 | 11/15/25 | 11/15/25 |
| 1,4-Dichlorobenzene | ND | | ug/L | 10 | 3.4 | 11/15/25 | 11/15/25 |
| Benzyl alcohol | ND | | ug/L | 25 | 5.8 | 11/15/25 | 11/15/25 |
| 1,2-Dichlorobenzene | ND | | ug/L | 10 | 3.3 | 11/15/25 | 11/15/25 |
| bis(2-Chloroisopropyl) ether | ND | | ug/L | 10 | 3.8 | 11/15/25 | 11/15/25 |
| N-Nitroso-di-n-propylamine | ND | | ug/L | 10 | 3.9 | 11/15/25 | 11/15/25 |
| Hexachloroethane | ND | | ug/L | 10 | 3.0 | 11/15/25 | 11/15/25 |
| Nitrobenzene | ND | | ug/L | 25 | 8.4 | 11/15/25 | 11/15/25 |
| Isophorone | ND | | ug/L | 10 | 3.7 | 11/15/25 | 11/15/25 |
| 2-Nitrophenol | ND | | ug/L | 10 | 5.4 | 11/15/25 | 11/15/25 |
| 2,4-Dimethylphenol | ND | | ug/L | 10 | 3.2 | 11/15/25 | 11/15/25 |
| bis(2-Chloroethoxy)methane | ND | | ug/L | 10 | 3.7 | 11/15/25 | 11/15/25 |
| 2,4-Dichlorophenol | ND | | ug/L | 10 | 3.7 | 11/15/25 | 11/15/25 |
| 1,2,4-Trichlorobenzene | ND | | ug/L | 10 | 3.4 | 11/15/25 | 11/15/25 |
| 4-Chloroaniline | ND | | ug/L | 10 | 3.1 | 11/15/25 | 11/15/25 |
| Hexachlorobutadiene | ND | | ug/L | 10 | 2.2 | 11/15/25 | 11/15/25 |
| 4-Chloro-3-methylphenol | ND | | ug/L | 10 | 3.6 | 11/15/25 | 11/15/25 |
| 2-Methylnaphthalene | ND | | ug/L | 10 | 3.4 | 11/15/25 | 11/15/25 |
| Hexachlorocyclopentadiene | ND | | ug/L | 25 | 7.8 | 11/15/25 | 11/15/25 |
| 2,4,6-Trichlorophenol | ND | | ug/L | 10 | 4.1 | 11/15/25 | 11/15/25 |
| 2,4,5-Trichlorophenol | ND | | ug/L | 10 | 3.7 | 11/15/25 | 11/15/25 |
| 2-Chloronaphthalene | ND | | ug/L | 10 | 3.4 | 11/15/25 | 11/15/25 |
| 2-Nitroaniline | ND | | ug/L | 50 | 4.3 | 11/15/25 | 11/15/25 |
| Dimethylphthalate | ND | | ug/L | 10 | 3.4 | 11/15/25 | 11/15/25 |
| Acenaphthylene | ND | | ug/L | 10 | 3.9 | 11/15/25 | 11/15/25 |
| 2,6-Dinitrotoluene | ND | | ug/L | 10 | 4.4 | 11/15/25 | 11/15/25 |
| 3-Nitroaniline | ND | | ug/L | 10 | 4.0 | 11/15/25 | 11/15/25 |
| Acenaphthene | ND | | ug/L | 10 | 3.2 | 11/15/25 | 11/15/25 |
| 2,4-Dinitrophenol | ND | | ug/L | 50 | 15 | 11/15/25 | 11/15/25 |
| 4-Nitrophenol | ND | | ug/L | 10 | 8.5 | 11/15/25 | 11/15/25 |
| Dibenzofuran | ND | | ug/L | 10 | 3.2 | 11/15/25 | 11/15/25 |

ENTHALPY ANALYTICAL

# Batch QC

| QC1313552 Analyte | Result | Qual | Units | RL | MDL | Prepared | Analyzed |
|---|---|---|---|---|---|---|---|
| 2,4-Dinitrotoluene | ND | | ug/L | 10 | 4.3 | 11/15/25 | 11/15/25 |
| Diethylphthalate | ND | | ug/L | 10 | 2.9 | 11/15/25 | 11/15/25 |
| Fluorene | ND | | ug/L | 10 | 3.1 | 11/15/25 | 11/15/25 |
| 4-Chlorophenyl-phenylether | ND | | ug/L | 10 | 3.1 | 11/15/25 | 11/15/25 |
| 4-Nitroaniline | ND | | ug/L | 10 | 3.3 | 11/15/25 | 11/15/25 |
| 4,6-Dinitro-2-methylphenol | ND | | ug/L | 50 | 17 | 11/15/25 | 11/15/25 |
| N-Nitrosodiphenylamine | ND | | ug/L | 10 | 4.0 | 11/15/25 | 11/15/25 |
| 1,2-diphenylhydrazine (as azobenzene) | ND | | ug/L | 10 | 2.9 | 11/15/25 | 11/15/25 |
| 4-Bromophenyl-phenylether | ND | | ug/L | 10 | 3.3 | 11/15/25 | 11/15/25 |
| Hexachlorobenzene | ND | | ug/L | 10 | 3.0 | 11/15/25 | 11/15/25 |
| Pentachlorophenol | ND | | ug/L | 25 | 5.7 | 11/15/25 | 11/15/25 |
| Phenanthrene | ND | | ug/L | 10 | 2.9 | 11/15/25 | 11/15/25 |
| Anthracene | ND | | ug/L | 10 | 2.8 | 11/15/25 | 11/15/25 |
| Di-n-butylphthalate | ND | | ug/L | 10 | 3.0 | 11/15/25 | 11/15/25 |
| Fluoranthene | ND | | ug/L | 10 | 2.8 | 11/15/25 | 11/15/25 |
| Benzidine | ND | | ug/L | 50 | 19 | 11/15/25 | 11/15/25 |
| Pyrene | ND | | ug/L | 10 | 2.7 | 11/15/25 | 11/15/25 |
| Butylbenzylphthalate | ND | | ug/L | 10 | 3.6 | 11/15/25 | 11/15/25 |
| 3,3'-Dichlorobenzidine | ND | | ug/L | 25 | 5.2 | 11/15/25 | 11/15/25 |
| Benzo(a)anthracene | ND | | ug/L | 10 | 2.4 | 11/15/25 | 11/15/25 |
| Chrysene | ND | | ug/L | 10 | 2.5 | 11/15/25 | 11/15/25 |
| bis(2-Ethylhexyl)phthalate | ND | | ug/L | 10 | 3.3 | 11/15/25 | 11/15/25 |
| Di-n-octylphthalate | ND | | ug/L | 10 | 4.7 | 11/15/25 | 11/15/25 |
| Benzo(b)fluoranthene | ND | | ug/L | 10 | 3.0 | 11/15/25 | 11/15/25 |
| Benzo(k)fluoranthene | ND | | ug/L | 10 | 3.1 | 11/15/25 | 11/15/25 |
| Benzo(a)pyrene | ND | | ug/L | 10 | 3.1 | 11/15/25 | 11/15/25 |
| Indeno(1,2,3-cd)pyrene | ND | | ug/L | 10 | 4.2 | 11/15/25 | 11/15/25 |
| Dibenz(a,h)anthracene | ND | | ug/L | 10 | 4.2 | 11/15/25 | 11/15/25 |
| Benzo(g,h,i)perylene | ND | | ug/L | 10 | 4.1 | 11/15/25 | 11/15/25 |
| **Surrogates** | | | | **Limits** | | | |
| 2-Fluorophenol | 40% | | %REC | 15-120 | | 11/15/25 | 11/15/25 |
| Phenol-d6 | 24% | | %REC | 15-120 | | 11/15/25 | 11/15/25 |
| 2,4,6-Tribromophenol | 77% | | %REC | 15-140 | | 11/15/25 | 11/15/25 |
| Nitrobenzene-d5 | 94% | | %REC | 15-123 | | 11/15/25 | 11/15/25 |
| 2-Fluorobiphenyl | 89% | | %REC | 15-120 | | 11/15/25 | 11/15/25 |
| Terphenyl-d14 | 86% | | %REC | 15-120 | | 11/15/25 | 11/15/25 |

ENTHALPY ANALYTICAL

# Batch QC

| | | | | | |
|---|---|---|---|---|---|
| **Type:** | **Lab Control Sample** | **Lab ID:** | **QC1313553** | **Batch:** | **387519** |
| **Matrix:** | **Water** | **Method:** | **EPA 8270C** | **Prep Method:** | **EPA 3510C** |

| QC1313553 Analyte | Result | Spiked | Units | Recovery | Qual | Limits |
|---|---|---|---|---|---|---|
| Phenol | 23.46 | 75.00 | ug/L | 31% | | 14-120 |
| 2-Chlorophenol | 62.45 | 75.00 | ug/L | 83% | | 46-120 |
| 1,4-Dichlorobenzene | 64.06 | 75.00 | ug/L | 85% | | 42-120 |
| 3-,4-Methylphenol | 50.35 | 75.00 | ug/L | 67% | | 40-120 |
| N-Nitroso-di-n-propylamine | 78.00 | 75.00 | ug/L | 104% | | 54-121 |
| 2,4-Dimethylphenol | 65.76 | 75.00 | ug/L | 88% | | 48-120 |
| 1,2,4-Trichlorobenzene | 68.53 | 75.00 | ug/L | 91% | | 45-120 |
| 4-Chloro-3-methylphenol | 73.81 | 75.00 | ug/L | 98% | | 60-121 |
| 2,4,5-Trichlorophenol | 72.21 | 75.00 | ug/L | 96% | | 62-124 |
| Acenaphthene | 70.26 | 75.00 | ug/L | 94% | | 56-120 |
| 4-Nitrophenol | 19.07 | 75.00 | ug/L | 25% | | 17-120 |
| 2,4-Dinitrotoluene | 80.93 | 75.00 | ug/L | 108% | | 69-127 |
| Pentachlorophenol | 64.01 | 75.00 | ug/L | 85% | | 51-120 |
| Pyrene | 82.18 | 75.00 | ug/L | 110% | | 68-123 |
| Chrysene | 74.39 | 75.00 | ug/L | 99% | | 66-120 |
| Benzo(b)fluoranthene | 83.86 | 75.00 | ug/L | 112% | | 67-120 |
| **Surrogates** | | | | | | |
| 2-Fluorophenol | 18.46 | 40.00 | ug/L | 46% | | 15-120 |
| Phenol-d6 | 11.52 | 40.00 | ug/L | 29% | | 15-120 |
| 2,4,6-Tribromophenol | 36.26 | 40.00 | ug/L | 91% | | 15-140 |
| Nitrobenzene-d5 | 40.88 | 40.00 | ug/L | 102% | | 15-123 |
| 2-Fluorobiphenyl | 36.75 | 40.00 | ug/L | 92% | | 15-120 |
| Terphenyl-d14 | 45.19 | 40.00 | ug/L | 113% | | 15-120 |

ENTHALPY ANALYTICAL

# Batch QC

| | | | | | |
|---|---|---|---|---|---|
| **Type:** | **Lab Control Sample Duplicate** | **Lab ID:** | **QC1313554** | **Batch:** | **387519** |
| **Matrix:** | **Water** | **Method:** | **EPA 8270C** | **Prep Method:** | **EPA 3510C** |

| QC1313554 Analyte | Result | Spiked | Units | Recovery | Qual | Limits | RPD | RPD Lim |
|---|---|---|---|---|---|---|---|---|
| Phenol | 25.13 | 75.00 | ug/L | 34% | | 14-120 | 7 | 52 |
| 2-Chlorophenol | 66.60 | 75.00 | ug/L | 89% | | 46-120 | 6 | 52 |
| 1,4-Dichlorobenzene | 63.98 | 75.00 | ug/L | 85% | | 42-120 | 0 | 53 |
| 3-,4-Methylphenol | 51.59 | 75.00 | ug/L | 69% | | 40-120 | 2 | 51 |
| N-Nitroso-di-n-propylamine | 80.59 | 75.00 | ug/L | 107% | | 54-121 | 3 | 52 |
| 2,4-Dimethylphenol | 69.88 | 75.00 | ug/L | 93% | | 48-120 | 6 | 52 |
| 1,2,4-Trichlorobenzene | 70.38 | 75.00 | ug/L | 94% | | 45-120 | 3 | 54 |
| 4-Chloro-3-methylphenol | 71.10 | 75.00 | ug/L | 95% | | 60-121 | 4 | 47 |
| 2,4,5-Trichlorophenol | 76.55 | 75.00 | ug/L | 102% | | 62-124 | 6 | 46 |
| Acenaphthene | 72.58 | 75.00 | ug/L | 97% | | 56-120 | 3 | 46 |
| 4-Nitrophenol | 18.88 | 75.00 | ug/L | 25% | | 17-120 | 1 | 44 |
| 2,4-Dinitrotoluene | 85.36 | 75.00 | ug/L | 114% | | 69-127 | 5 | 40 |
| Pentachlorophenol | 61.26 | 75.00 | ug/L | 82% | | 51-120 | 4 | 42 |
| Pyrene | 75.59 | 75.00 | ug/L | 101% | | 68-123 | 8 | 39 |
| Chrysene | 72.83 | 75.00 | ug/L | 97% | | 66-120 | 2 | 38 |
| Benzo(b)fluoranthene | 71.30 | 75.00 | ug/L | 95% | | 67-120 | 16 | 39 |
| **Surrogates** | | | | | | | | |
| 2-Fluorophenol | 20.02 | 40.00 | ug/L | 50% | | 15-120 | | |
| Phenol-d6 | 12.74 | 40.00 | ug/L | 32% | | 15-120 | | |
| 2,4,6-Tribromophenol | 39.20 | 40.00 | ug/L | 98% | | 15-140 | | |
| Nitrobenzene-d5 | 41.80 | 40.00 | ug/L | 105% | | 15-123 | | |
| 2-Fluorobiphenyl | 39.21 | 40.00 | ug/L | 98% | | 15-120 | | |
| Terphenyl-d14 | 42.53 | 40.00 | ug/L | 106% | | 15-120 | | |

ENTHALPY ANALYTICAL

# Batch QC

| Type: Blank | Lab ID: QC1313845 | Batch: 387596 |
|---|---|---|
| Matrix: Water | | |

| QC1313845 Analyte | Result | Qual | Units | RL | MDL | Prepared | Analyzed |
|---|---|---|---|---|---|---|---|
| Method: EPA 8081A<br>Prep Method: EPA 3510C | | | | | | | |
| alpha-BHC | ND | | ug/L | 0.05 | 0.02 | 11/16/25 | 11/23/25 |
| beta-BHC | ND | | ug/L | 0.05 | 0.02 | 11/16/25 | 11/23/25 |
| gamma-BHC | ND | | ug/L | 0.05 | 0.02 | 11/16/25 | 11/23/25 |
| delta-BHC | ND | | ug/L | 0.05 | 0.02 | 11/16/25 | 11/23/25 |
| Heptachlor | ND | | ug/L | 0.05 | 0.01 | 11/16/25 | 11/23/25 |
| Aldrin | ND | | ug/L | 0.05 | 0.02 | 11/16/25 | 11/23/25 |
| Heptachlor epoxide | ND | | ug/L | 0.05 | 0.02 | 11/16/25 | 11/23/25 |
| Endosulfan I | ND | | ug/L | 0.05 | 0.02 | 11/16/25 | 11/23/25 |
| Dieldrin | ND | | ug/L | 0.1 | 0.01 | 11/16/25 | 11/23/25 |
| 4,4'-DDE | ND | | ug/L | 0.1 | 0.02 | 11/16/25 | 11/23/25 |
| Endrin | ND | | ug/L | 0.1 | 0.02 | 11/16/25 | 11/23/25 |
| Endosulfan II | ND | | ug/L | 0.1 | 0.02 | 11/16/25 | 11/23/25 |
| Endosulfan sulfate | ND | | ug/L | 0.1 | 0.02 | 11/16/25 | 11/23/25 |
| 4,4'-DDD | ND | | ug/L | 0.1 | 0.02 | 11/16/25 | 11/23/25 |
| Endrin aldehyde | ND | | ug/L | 0.1 | 0.03 | 11/16/25 | 11/23/25 |
| Endrin ketone | ND | | ug/L | 0.1 | 0.03 | 11/16/25 | 11/23/25 |
| 4,4'-DDT | ND | | ug/L | 0.1 | 0.04 | 11/16/25 | 11/23/25 |
| Methoxychlor | ND | | ug/L | 0.1 | 0.06 | 11/16/25 | 11/23/25 |
| Toxaphene | ND | | ug/L | 2.0 | 0.8 | 11/16/25 | 11/23/25 |
| Chlordane (Technical) | ND | | ug/L | 1.0 | 0.3 | 11/16/25 | 11/23/25 |
| **Surrogates** | | | | **Limits** | | | |
| TCMX | 76% | | %REC | 29-120 | | 11/16/25 | 11/23/25 |
| Decachlorobiphenyl | 90% | | %REC | 33-132 | | 11/16/25 | 11/23/25 |
| Method: EPA 8082<br>Prep Method: EPA 3510C | | | | | | | |
| Aroclor-1016 | ND | | ug/L | 0.50 | 0.30 | 11/16/25 | 11/20/25 |
| Aroclor-1221 | ND | | ug/L | 0.50 | 0.47 | 11/16/25 | 11/20/25 |
| Aroclor-1232 | ND | | ug/L | 0.50 | 0.27 | 11/16/25 | 11/20/25 |
| Aroclor-1242 | ND | | ug/L | 0.50 | 0.29 | 11/16/25 | 11/20/25 |
| Aroclor-1248 | ND | | ug/L | 0.50 | 0.24 | 11/16/25 | 11/20/25 |
| Aroclor-1254 | ND | | ug/L | 0.50 | 0.27 | 11/16/25 | 11/20/25 |
| Aroclor-1260 | ND | | ug/L | 0.50 | 0.33 | 11/16/25 | 11/20/25 |
| Aroclor-1262 | ND | | ug/L | 0.50 | 0.29 | 11/16/25 | 11/20/25 |
| Aroclor-1268 | ND | | ug/L | 0.50 | 0.26 | 11/16/25 | 11/20/25 |
| **Surrogates** | | | | **Limits** | | | |
| Decachlorobiphenyl (PCB) | 107% | | %REC | 28-138 | | 11/16/25 | 11/20/25 |

ENTHALPY ANALYTICAL

# Batch QC

| | | | | | |
|---|---|---|---|---|---|
| **Type:** | **Lab Control Sample** | **Lab ID:** | **QC1313846** | **Batch:** | **387596** |
| **Matrix:** | **Water** | **Method:** | **EPA 8081A** | **Prep Method:** | **EPA 3510C** |

| QC1313846 Analyte | Result | Spiked | Units | Recovery | Qual | Limits |
|---|---|---|---|---|---|---|
| alpha-BHC | 0.4494 | 0.5000 | ug/L | 90% | | 66-121 |
| beta-BHC | 0.4901 | 0.5000 | ug/L | 98% | | 73-120 |
| gamma-BHC | 0.4964 | 0.5000 | ug/L | 99% | | 68-125 |
| delta-BHC | 0.5123 | 0.5000 | ug/L | 102% | | 68-131 |
| Heptachlor | 0.4813 | 0.5000 | ug/L | 96% | | 63-120 |
| Aldrin | 0.4294 | 0.5000 | ug/L | 86% | | 56-120 |
| Heptachlor epoxide | 0.4852 | 0.5000 | ug/L | 97% | | 65-120 |
| Endosulfan I | 0.5202 | 0.5000 | ug/L | 104% | | 68-124 |
| Dieldrin | 0.5128 | 0.5000 | ug/L | 103% | | 66-124 |
| 4,4'-DDE | 0.4802 | 0.5000 | ug/L | 96% | | 67-131 |
| Endrin | 0.5676 | 0.5000 | ug/L | 114% | | 68-135 |
| Endosulfan II | 0.5387 | 0.5000 | ug/L | 108% | | 71-130 |
| Endosulfan sulfate | 0.5106 | 0.5000 | ug/L | 102% | | 68-128 |
| 4,4'-DDD | 0.5113 | 0.5000 | ug/L | 102% | | 65-130 |
| Endrin aldehyde | 0.4767 | 0.5000 | ug/L | 95% | | 67-124 |
| Endrin ketone | 0.5090 | 0.5000 | ug/L | 102% | | 69-137 |
| 4,4'-DDT | 0.5499 | 0.5000 | ug/L | 110% | | 65-136 |
| Methoxychlor | 0.5430 | 0.5000 | ug/L | 109% | | 69-150 |
| **Surrogates** | | | | | | |
| TCMX | 0.3661 | 0.5000 | ug/L | 73% | | 29-120 |
| Decachlorobiphenyl | 0.4834 | 0.5000 | ug/L | 97% | | 33-132 |

ENTHALPY ANALYTICAL

# Batch QC

| Type: | Lab Control Sample Duplicate | Lab ID: | QC1313847 | Batch: | 387596 |
|---|---|---|---|---|---|
| Matrix: | Water | Method: | EPA 8081A | Prep Method: | EPA 3510C |

| QC1313847 Analyte | Result | Spiked | Units | Recovery | Qual | Limits | RPD | RPD Lim |
|---|---|---|---|---|---|---|---|---|
| alpha-BHC | 0.4690 | 0.5000 | ug/L | 94% | | 66-121 | 4 | 20 |
| beta-BHC | 0.5084 | 0.5000 | ug/L | 102% | | 73-120 | 4 | 20 |
| gamma-BHC | 0.5147 | 0.5000 | ug/L | 103% | | 68-125 | 4 | 20 |
| delta-BHC | 0.5314 | 0.5000 | ug/L | 106% | | 68-131 | 4 | 20 |
| Heptachlor | 0.4954 | 0.5000 | ug/L | 99% | | 63-120 | 3 | 24 |
| Aldrin | 0.4539 | 0.5000 | ug/L | 91% | | 56-120 | 6 | 30 |
| Heptachlor epoxide | 0.4979 | 0.5000 | ug/L | 100% | | 65-120 | 3 | 20 |
| Endosulfan I | 0.5324 | 0.5000 | ug/L | 106% | | 68-124 | 2 | 20 |
| Dieldrin | 0.5268 | 0.5000 | ug/L | 105% | | 66-124 | 3 | 22 |
| 4,4'-DDE | 0.4920 | 0.5000 | ug/L | 98% | | 67-131 | 2 | 21 |
| Endrin | 0.5847 | 0.5000 | ug/L | 117% | | 68-135 | 3 | 20 |
| Endosulfan II | 0.5551 | 0.5000 | ug/L | 111% | | 71-130 | 3 | 21 |
| Endosulfan sulfate | 0.5321 | 0.5000 | ug/L | 106% | | 68-128 | 4 | 21 |
| 4,4'-DDD | 0.5295 | 0.5000 | ug/L | 106% | | 65-130 | 4 | 22 |
| Endrin aldehyde | 0.4872 | 0.5000 | ug/L | 97% | | 67-124 | 2 | 20 |
| Endrin ketone | 0.5276 | 0.5000 | ug/L | 106% | | 69-137 | 4 | 21 |
| 4,4'-DDT | 0.5615 | 0.5000 | ug/L | 112% | | 65-136 | 2 | 23 |
| Methoxychlor | 0.5562 | 0.5000 | ug/L | 111% | | 69-150 | 2 | 23 |
| **Surrogates** | | | | | | | | |
| TCMX | 0.3702 | 0.5000 | ug/L | 74% | | 29-120 | | |
| Decachlorobiphenyl | 0.4795 | 0.5000 | ug/L | 96% | | 33-132 | | |

| Type: | Lab Control Sample | Lab ID: | QC1313848 | Batch: | 387596 |
|---|---|---|---|---|---|
| Matrix: | Water | Method: | EPA 8082 | Prep Method: | EPA 3510C |

| QC1313848 Analyte | Result | Spiked | Units | Recovery | Qual | Limits |
|---|---|---|---|---|---|---|
| Aroclor-1016 | 4.404 | 5.000 | ug/L | 88% | | 69-120 |
| Aroclor-1260 | 4.990 | 5.000 | ug/L | 100% | | 72-124 |
| **Surrogates** | | | | | | |
| Decachlorobiphenyl (PCB) | 0.5407 | 0.5000 | ug/L | 108% | | 28-138 |

| Type: | Lab Control Sample Duplicate | Lab ID: | QC1313849 | Batch: | 387596 |
|---|---|---|---|---|---|
| Matrix: | Water | Method: | EPA 8082 | Prep Method: | EPA 3510C |

| QC1313849 Analyte | Result | Spiked | Units | Recovery | Qual | Limits | RPD | RPD Lim |
|---|---|---|---|---|---|---|---|---|
| Aroclor-1016 | 4.416 | 5.000 | ug/L | 88% | | 69-120 | 0 | 22 |
| Aroclor-1260 | 4.708 | 5.000 | ug/L | 94% | | 72-124 | 6 | 25 |
| **Surrogates** | | | | | | | | |
| Decachlorobiphenyl (PCB) | 0.5225 | 0.5000 | ug/L | 105% | | 28-138 | | |

ENTHALPY ANALYTICAL

# Batch QC

| Type: Lab Control Sample | Lab ID: QC1313511 | Batch: 387507 |
|---|---|---|
| Matrix: Water | Method: EPA 8260B | Prep Method: EPA 5030B |

| QC1313511 Analyte | Result | Spiked | Units | Recovery | Qual | Limits |
|---|---|---|---|---|---|---|
| 1,1-Dichloroethene | 49.02 | 50.00 | ug/L | 98% | | 69-128 |
| MTBE | 49.74 | 50.00 | ug/L | 99% | | 66-125 |
| Benzene | 53.87 | 50.00 | ug/L | 108% | | 76-121 |
| Trichloroethene | 50.97 | 50.00 | ug/L | 102% | | 76-124 |
| Toluene | 51.54 | 50.00 | ug/L | 103% | | 76-120 |
| Chlorobenzene | 50.87 | 50.00 | ug/L | 102% | | 78-120 |
| **Surrogates** | | | | | | |
| Dibromofluoromethane | 52.98 | 50.00 | ug/L | 106% | | 70-130 |
| 1,2-Dichloroethane-d4 | 56.54 | 50.00 | ug/L | 113% | | 70-130 |
| Toluene-d8 | 49.15 | 50.00 | ug/L | 98% | | 70-130 |
| Bromofluorobenzene | 50.99 | 50.00 | ug/L | 102% | | 70-130 |

| Type: Lab Control Sample Duplicate | Lab ID: QC1313512 | Batch: 387507 |
|---|---|---|
| Matrix: Water | Method: EPA 8260B | Prep Method: EPA 5030B |

| QC1313512 Analyte | Result | Spiked | Units | Recovery | Qual | Limits | RPD | RPD Lim |
|---|---|---|---|---|---|---|---|---|
| 1,1-Dichloroethene | 48.57 | 50.00 | ug/L | 97% | | 69-128 | 1 | 23 |
| MTBE | 50.13 | 50.00 | ug/L | 100% | | 66-125 | 1 | 22 |
| Benzene | 54.07 | 50.00 | ug/L | 108% | | 76-121 | 0 | 21 |
| Trichloroethene | 51.95 | 50.00 | ug/L | 104% | | 76-124 | 2 | 22 |
| Toluene | 51.81 | 50.00 | ug/L | 104% | | 76-120 | 1 | 21 |
| Chlorobenzene | 51.16 | 50.00 | ug/L | 102% | | 78-120 | 1 | 20 |
| **Surrogates** | | | | | | | | |
| Dibromofluoromethane | 52.15 | 50.00 | ug/L | 104% | | 70-130 | | |
| 1,2-Dichloroethane-d4 | 55.47 | 50.00 | ug/L | 111% | | 70-130 | | |
| Toluene-d8 | 49.29 | 50.00 | ug/L | 99% | | 70-130 | | |
| Bromofluorobenzene | 51.15 | 50.00 | ug/L | 102% | | 70-130 | | |

ENTHALPY ANALYTICAL

# Batch QC

| | | | | | |
|---|---|---|---|---|---|
| **Type:** | **Blank** | **Lab ID:** | **QC1313518** | **Batch:** | **387507** |
| **Matrix:** | **Water** | **Method:** | **EPA 8260B** | **Prep Method:** | **EPA 5030B** |

| QC1313518 Analyte | Result | Qual | Units | RL | MDL | Prepared | Analyzed |
|---|---|---|---|---|---|---|---|
| Carbon Disulfide | ND | | ug/L | 5.0 | 0.1 | 11/15/25 | 11/15/25 |
| Chloroprene | ND | | ug/L | 200 | 0.4 | 11/15/25 | 11/15/25 |
| 3-Chloropropene | ND | | ug/L | 5.0 | 0.3 | 11/15/25 | 11/15/25 |
| Ethyl methacrylate | ND | | ug/L | 50 | 2.1 | 11/15/25 | 11/15/25 |
| Ethanol | ND | | ug/L | 500 | 110 | 11/15/25 | 11/15/25 |
| 2-Hexanone | ND | | ug/L | 5.0 | 1.1 | 11/15/25 | 11/15/25 |
| Isopropanol (IPA) | ND | | ug/L | 200 | 52 | 11/15/25 | 11/15/25 |
| Methyl acrylonitrile | ND | | ug/L | 35 | 3.7 | 11/15/25 | 11/15/25 |
| Vinyl Acetate | ND | | ug/L | 50 | 15 | 11/15/25 | 11/15/25 |
| Acrolein | ND | | ug/L | 200 | 2.7 | 11/15/25 | 11/15/25 |
| Acrylonitrile | ND | | ug/L | 10 | 0.7 | 11/15/25 | 11/15/25 |
| Freon 12 | ND | | ug/L | 5.0 | 0.08 | 11/15/25 | 11/15/25 |
| Chloromethane | ND | | ug/L | 5.0 | 0.09 | 11/15/25 | 11/15/25 |
| Vinyl Chloride | ND | | ug/L | 5.0 | 0.06 | 11/15/25 | 11/15/25 |
| Bromomethane | ND | | ug/L | 5.0 | 0.1 | 11/15/25 | 11/15/25 |
| Chloroethane | ND | | ug/L | 5.0 | 0.1 | 11/15/25 | 11/15/25 |
| Trichlorofluoromethane | ND | | ug/L | 5.0 | 0.05 | 11/15/25 | 11/15/25 |
| Iodomethane | ND | | ug/L | 5.0 | | 11/15/25 | 11/15/25 |
| Acetone | ND | | ug/L | 100 | 5.0 | 11/15/25 | 11/15/25 |
| Freon 113 | ND | | ug/L | 5.0 | 0.1 | 11/15/25 | 11/15/25 |
| 1,1-Dichloroethene | ND | | ug/L | 5.0 | 0.09 | 11/15/25 | 11/15/25 |
| Methylene Chloride | ND | | ug/L | 10 | 0.2 | 11/15/25 | 11/15/25 |
| MTBE | ND | | ug/L | 5.0 | 0.08 | 11/15/25 | 11/15/25 |
| trans-1,2-Dichloroethene | ND | | ug/L | 5.0 | 0.1 | 11/15/25 | 11/15/25 |
| 1,1-Dichloroethane | ND | | ug/L | 5.0 | 0.06 | 11/15/25 | 11/15/25 |
| 2-Butanone | ND | | ug/L | 10 | 1.5 | 11/15/25 | 11/15/25 |
| cis-1,2-Dichloroethene | ND | | ug/L | 5.0 | 0.06 | 11/15/25 | 11/15/25 |
| 2,2-Dichloropropane | ND | | ug/L | 5.0 | 0.1 | 11/15/25 | 11/15/25 |
| Chloroform | ND | | ug/L | 5.0 | 0.08 | 11/15/25 | 11/15/25 |
| Bromochloromethane | ND | | ug/L | 5.0 | 0.2 | 11/15/25 | 11/15/25 |
| 1,1,1-Trichloroethane | ND | | ug/L | 5.0 | 0.07 | 11/15/25 | 11/15/25 |
| 1,1-Dichloropropene | ND | | ug/L | 5.0 | 0.07 | 11/15/25 | 11/15/25 |
| Carbon Tetrachloride | ND | | ug/L | 5.0 | 0.07 | 11/15/25 | 11/15/25 |
| 1,2-Dichloroethane | ND | | ug/L | 5.0 | 0.1 | 11/15/25 | 11/15/25 |
| Benzene | ND | | ug/L | 1.0 | 0.03 | 11/15/25 | 11/15/25 |
| Trichloroethene | ND | | ug/L | 5.0 | 0.05 | 11/15/25 | 11/15/25 |
| 1,2-Dichloropropane | ND | | ug/L | 5.0 | 0.1 | 11/15/25 | 11/15/25 |
| Bromodichloromethane | ND | | ug/L | 5.0 | 0.09 | 11/15/25 | 11/15/25 |
| Dibromomethane | ND | | ug/L | 5.0 | 0.1 | 11/15/25 | 11/15/25 |
| 4-Methyl-2-Pentanone | ND | | ug/L | 5.0 | 1.0 | 11/15/25 | 11/15/25 |
| cis-1,3-Dichloropropene | ND | | ug/L | 5.0 | 0.06 | 11/15/25 | 11/15/25 |
| Toluene | ND | | ug/L | 5.0 | 0.06 | 11/15/25 | 11/15/25 |
| trans-1,3-Dichloropropene | ND | | ug/L | 5.0 | 0.08 | 11/15/25 | 11/15/25 |
| 1,1,2-Trichloroethane | ND | | ug/L | 5.0 | 0.2 | 11/15/25 | 11/15/25 |
| 1,3-Dichloropropane | ND | | ug/L | 5.0 | 0.1 | 11/15/25 | 11/15/25 |
| Tetrachloroethene | ND | | ug/L | 5.0 | 0.1 | 11/15/25 | 11/15/25 |
| Dibromochloromethane | ND | | ug/L | 5.0 | 0.09 | 11/15/25 | 11/15/25 |

ENTHALPY ANALYTICAL

## Batch QC

| QC1313518 Analyte | Result | Qual | Units | RL | MDL | Prepared | Analyzed |
|---|---|---|---|---|---|---|---|
| 1,2-Dibromoethane | ND | | ug/L | 5.0 | 0.1 | 11/15/25 | 11/15/25 |
| Chlorobenzene | ND | | ug/L | 5.0 | 0.09 | 11/15/25 | 11/15/25 |
| 1,1,1,2-Tetrachloroethane | ND | | ug/L | 5.0 | 0.1 | 11/15/25 | 11/15/25 |
| Ethylbenzene | ND | | ug/L | 5.0 | 0.09 | 11/15/25 | 11/15/25 |
| m,p-Xylenes | ND | | ug/L | 5.0 | 0.1 | 11/15/25 | 11/15/25 |
| o-Xylene | ND | | ug/L | 5.0 | 0.06 | 11/15/25 | 11/15/25 |
| Styrene | ND | | ug/L | 5.0 | 0.09 | 11/15/25 | 11/15/25 |
| Bromoform | ND | | ug/L | 5.0 | 0.07 | 11/15/25 | 11/15/25 |
| Isopropylbenzene | ND | | ug/L | 5.0 | 0.05 | 11/15/25 | 11/15/25 |
| 1,1,2,2-Tetrachloroethane | ND | | ug/L | 5.0 | 0.07 | 11/15/25 | 11/15/25 |
| 1,2,3-Trichloropropane | ND | | ug/L | 5.0 | 0.1 | 11/15/25 | 11/15/25 |
| Propylbenzene | ND | | ug/L | 5.0 | 0.07 | 11/15/25 | 11/15/25 |
| Bromobenzene | ND | | ug/L | 5.0 | 0.03 | 11/15/25 | 11/15/25 |
| 1,3,5-Trimethylbenzene | ND | | ug/L | 5.0 | 0.06 | 11/15/25 | 11/15/25 |
| 2-Chlorotoluene | ND | | ug/L | 5.0 | 0.05 | 11/15/25 | 11/15/25 |
| 4-Chlorotoluene | ND | | ug/L | 5.0 | 0.06 | 11/15/25 | 11/15/25 |
| tert-Butylbenzene | ND | | ug/L | 5.0 | 0.03 | 11/15/25 | 11/15/25 |
| 1,2,4-Trimethylbenzene | ND | | ug/L | 5.0 | 0.03 | 11/15/25 | 11/15/25 |
| sec-Butylbenzene | ND | | ug/L | 5.0 | 0.06 | 11/15/25 | 11/15/25 |
| para-Isopropyl Toluene | ND | | ug/L | 5.0 | 0.07 | 11/15/25 | 11/15/25 |
| 1,3-Dichlorobenzene | ND | | ug/L | 5.0 | 0.06 | 11/15/25 | 11/15/25 |
| 1,4-Dichlorobenzene | ND | | ug/L | 5.0 | 0.09 | 11/15/25 | 11/15/25 |
| n-Butylbenzene | ND | | ug/L | 5.0 | 0.06 | 11/15/25 | 11/15/25 |
| 1,2-Dichlorobenzene | ND | | ug/L | 5.0 | 0.09 | 11/15/25 | 11/15/25 |
| 1,2-Dibromo-3-Chloropropane | ND | | ug/L | 5.0 | 0.5 | 11/15/25 | 11/15/25 |
| 1,2,4-Trichlorobenzene | ND | | ug/L | 5.0 | 0.07 | 11/15/25 | 11/15/25 |
| Hexachlorobutadiene | ND | | ug/L | 5.0 | 0.2 | 11/15/25 | 11/15/25 |
| 1,2,3-Trichlorobenzene | ND | | ug/L | 5.0 | 0.08 | 11/15/25 | 11/15/25 |
| cis-1,4-Dichloro-2-butene | ND | | ug/L | 5.0 | 0.4 | 11/15/25 | 11/15/25 |
| trans-1,4-Dichloro-2-butene | ND | | ug/L | 5.0 | 0.4 | 11/15/25 | 11/15/25 |
| Xylene (total) | ND | | ug/L | 5.0 | | 11/15/25 | 11/15/25 |
| **Surrogates** | | | | **Limits** | | | |
| Dibromofluoromethane | 101% | | %REC | 70-130 | | 11/15/25 | 11/15/25 |
| 1,2-Dichloroethane-d4 | 105% | | %REC | 70-130 | | 11/15/25 | 11/15/25 |
| Toluene-d8 | 100% | | %REC | 70-130 | | 11/15/25 | 11/15/25 |
| Bromofluorobenzene | 102% | | %REC | 70-130 | | 11/15/25 | 11/15/25 |

ENTHALPY ANALYTICAL

# Batch QC

| Type: | Matrix Spike | Lab ID: | QC1313536 | Batch: | 387507 |
|---|---|---|---|---|---|
| Matrix (Source ID): | Water (546876-001) | Method: | EPA 8260B | Prep Method: | EPA 5030B |

| QC1313536 Analyte | Result | Source Sample Result | Spiked | Units | Recovery | Qual | Limits | DF |
|---|---|---|---|---|---|---|---|---|
| 1,1-Dichloroethene | 20.09 | ND | 20.00 | ug/L | 100% | | 62-131 | 1 |
| MTBE | 20.74 | ND | 20.00 | ug/L | 104% | | 61-124 | 1 |
| Benzene | 22.43 | ND | 20.00 | ug/L | 112% | | 70-123 | 1 |
| Trichloroethene | 23.27 | ND | 20.00 | ug/L | 116% | | 65-131 | 1 |
| Toluene | 21.89 | ND | 20.00 | ug/L | 109% | | 69-120 | 1 |
| Chlorobenzene | 21.80 | ND | 20.00 | ug/L | 109% | | 72-121 | 1 |
| **Surrogates** | | | | | | | | |
| Dibromofluoromethane | 50.97 | | 50.00 | ug/L | 102% | | 70-130 | 1 |
| 1,2-Dichloroethane-d4 | 52.53 | | 50.00 | ug/L | 105% | | 70-130 | 1 |
| Toluene-d8 | 49.37 | | 50.00 | ug/L | 99% | | 70-130 | 1 |
| Bromofluorobenzene | 50.58 | | 50.00 | ug/L | 101% | | 70-130 | 1 |

| Type: | Matrix Spike Duplicate | Lab ID: | QC1313537 | Batch: | 387507 |
|---|---|---|---|---|---|
| Matrix (Source ID): | Water (546876-001) | Method: | EPA 8260B | Prep Method: | EPA 5030B |

| QC1313537 Analyte | Result | Source Sample Result | Spiked | Units | Recovery | Qual | Limits | RPD | RPD Lim | DF |
|---|---|---|---|---|---|---|---|---|---|---|
| 1,1-Dichloroethene | 20.33 | ND | 20.00 | ug/L | 102% | | 62-131 | 1 | 31 | 1 |
| MTBE | 21.89 | ND | 20.00 | ug/L | 109% | | 61-124 | 5 | 30 | 1 |
| Benzene | 22.79 | ND | 20.00 | ug/L | 114% | | 70-123 | 2 | 31 | 1 |
| Trichloroethene | 23.65 | ND | 20.00 | ug/L | 118% | | 65-131 | 2 | 31 | 1 |
| Toluene | 22.43 | ND | 20.00 | ug/L | 112% | | 69-120 | 2 | 29 | 1 |
| Chlorobenzene | 22.38 | ND | 20.00 | ug/L | 112% | | 72-121 | 3 | 29 | 1 |
| **Surrogates** | | | | | | | | | | |
| Dibromofluoromethane | 51.47 | | 50.00 | ug/L | 103% | | 70-130 | | | 1 |
| 1,2-Dichloroethane-d4 | 54.53 | | 50.00 | ug/L | 109% | | 70-130 | | | 1 |
| Toluene-d8 | 49.30 | | 50.00 | ug/L | 99% | | 70-130 | | | 1 |
| Bromofluorobenzene | 50.18 | | 50.00 | ug/L | 100% | | 70-130 | | | 1 |

| Type: | Blank | Lab ID: | QC1313769 | Batch: | 387578 |
|---|---|---|---|---|---|
| Matrix: | Water | Method: | EPA 8270C-SIM | Prep Method: | EPA 3535 |

| QC1313769 Analyte | Result | Qual | Units | RL | MDL | Prepared | Analyzed |
|---|---|---|---|---|---|---|---|
| 1,4-Dioxane | ND | | ug/L | 1.0 | 0.87 | 11/16/25 | 11/18/25 |
| **Surrogates** | | | | **Limits** | | | |
| 1,4-Dioxane-d8 (SUR) | 101% | | %REC | 80-120 | | 11/16/25 | 11/18/25 |

ENTHALPY ANALYTICAL

# Batch QC

| Type: Lab Control Sample | Lab ID: QC1313770 | Batch: 387578 |
|---|---|---|
| Matrix: Water | Method: EPA 8270C-SIM | Prep Method: EPA 3535 |

| QC1313770 Analyte | Result | Spiked | Units | Recovery | Qual | Limits |
|---|---|---|---|---|---|---|
| 1,4-Dioxane | 10.15 | 10.00 | ug/L | 102% | | 79-120 |
| **Surrogates** | | | | | | |
| 1,4-Dioxane-d8 (SUR) | 9.725 | 10.00 | ug/L | 97% | | 80-120 |

| Type: Matrix Spike | Lab ID: QC1313771 | Batch: 387578 |
|---|---|---|
| Matrix (Source ID): Water (546541-006) | Method: EPA 8270C-SIM | Prep Method: EPA 3535 |

| QC1313771 Analyte | Result | Source Sample Result | Spiked | Units | Recovery | Qual | Limits | DF |
|---|---|---|---|---|---|---|---|---|
| 1,4-Dioxane | 16.53 | 9.609 | 10.00 | ug/L | 69% | | 69-120 | 1 |
| **Surrogates** | | | | | | | | |
| 1,4-Dioxane-d8 (SUR) | 10.10 | | 10.00 | ug/L | 101% | | 80-120 | 1 |

| Type: Matrix Spike Duplicate | Lab ID: QC1313772 | Batch: 387578 |
|---|---|---|
| Matrix (Source ID): Water (546541-006) | Method: EPA 8270C-SIM | Prep Method: EPA 3535 |

| QC1313772 Analyte | Result | Source Sample Result | Spiked | Units | Recovery | Qual | Limits | RPD | RPD Lim | DF |
|---|---|---|---|---|---|---|---|---|---|---|
| 1,4-Dioxane | 16.61 | 9.609 | 10.00 | ug/L | 70% | | 69-120 | 0 | 30 | 1 |
| **Surrogates** | | | | | | | | | | |
| 1,4-Dioxane-d8 (SUR) | 9.959 | | 10.00 | ug/L | 100% | | 80-120 | | | 1 |

| Type: Blank | Lab ID: QC1313582 | Batch: 387527 |
|---|---|---|
| Matrix: Water | Method: SM 4500-CN-E | Prep Method: METHOD |

| QC1313582 Analyte | Result | Qual | Units | RL | MDL | Prepared | Analyzed |
|---|---|---|---|---|---|---|---|
| Cyanide | ND | | mg/L | 0.0050 | 0.0017 | 11/15/25 | 11/17/25 |

| Type: Lab Control Sample | Lab ID: QC1313583 | Batch: 387527 |
|---|---|---|
| Matrix: Water | Method: SM 4500-CN-E | Prep Method: METHOD |

| QC1313583 Analyte | Result | Spiked | Units | Recovery | Qual | Limits |
|---|---|---|---|---|---|---|
| Cyanide | 0.09904 | 0.1000 | mg/L | 99% | | 85-115 |

| Type: Matrix Spike | Lab ID: QC1313607 | Batch: 387527 |
|---|---|---|
| Matrix (Source ID): Water (546683-001) | Method: SM 4500-CN-E | Prep Method: METHOD |

| QC1313607 Analyte | Result | Source Sample Result | Spiked | Units | Recovery | Qual | Limits | DF |
|---|---|---|---|---|---|---|---|---|
| Cyanide | 0.1003 | ND | 0.1000 | mg/L | 100% | | 80-120 | 0.5 |

ENTHALPY ANALYTICAL

# Batch QC

| Type: | Matrix Spike Duplicate | Lab ID: | QC1313608 | Batch: | 387527 |
|---|---|---|---|---|---|
| Matrix (Source ID): | Water (546683-001) | Method: | SM 4500-CN-E | Prep Method: | METHOD |

| QC1313608 Analyte | Result | Source Sample Result | Spiked | Units | Recovery | Qual | Limits | RPD | RPD Lim | DF |
|---|---|---|---|---|---|---|---|---|---|---|
| Cyanide | 0.09775 | ND | 0.1000 | mg/L | 98% | | 80-120 | 3 | 20 | 0.5 |

| Type: | Blank | Lab ID: | QC1314621 | Batch: | 387823 |
|---|---|---|---|---|---|
| Matrix: | Water | Method: | SM 4500-S2-D | Prep Method: | METHOD |

| QC1314621 Analyte | Result | Qual | Units | RL | MDL | Prepared | Analyzed |
|---|---|---|---|---|---|---|---|
| Sulfide | ND | | mg/L | 0.10 | | 11/18/25 | 11/18/25 |

| Type: | Lab Control Sample | Lab ID: | QC1314622 | Batch: | 387823 |
|---|---|---|---|---|---|
| Matrix: | Water | Method: | SM 4500-S2-D | Prep Method: | METHOD |

| QC1314622 Analyte | Result | Spiked | Units | Recovery | Qual | Limits |
|---|---|---|---|---|---|---|
| Sulfide | 0.9000 | 1.000 | mg/L | 90% | | 90-110 |

| Type: | Matrix Spike | Lab ID: | QC1314623 | Batch: | 387823 |
|---|---|---|---|---|---|
| Matrix (Source ID): | Water (547186-002) | Method: | SM 4500-S2-D | Prep Method: | METHOD |

| QC1314623 Analyte | Result | Source Sample Result | Spiked | Units | Recovery | Qual | Limits | DF |
|---|---|---|---|---|---|---|---|---|
| Sulfide | 0.9000 | ND | 1.000 | mg/L | 90% | | 80-120 | 1 |

| Type: | Matrix Spike Duplicate | Lab ID: | QC1314624 | Batch: | 387823 |
|---|---|---|---|---|---|
| Matrix (Source ID): | Water (547186-002) | Method: | SM 4500-S2-D | Prep Method: | METHOD |

| QC1314624 Analyte | Result | Source Sample Result | Spiked | Units | Recovery | Qual | Limits | RPD | RPD Lim | DF |
|---|---|---|---|---|---|---|---|---|---|---|
| Sulfide | 0.9000 | ND | 1.000 | mg/L | 90% | | 80-120 | 0 | 20 | 1 |

| Type: | Blank | Lab ID: | QC1313932 | Batch: | 387618 |
|---|---|---|---|---|---|
| Matrix: | Water | Method: | SM 5310B | Prep Method: | SM 5310B |

| QC1313932 Analyte | Result | Qual | Units | RL | MDL | Prepared | Analyzed |
|---|---|---|---|---|---|---|---|
| Total Organic Carbon | ND | | mg/L | 1.0 | 0.49 | 11/19/25 | 11/19/25 |

| Type: | Lab Control Sample | Lab ID: | QC1313933 | Batch: | 387618 |
|---|---|---|---|---|---|
| Matrix: | Water | Method: | SM 5310B | Prep Method: | SM 5310B |

| QC1313933 Analyte | Result | Spiked | Units | Recovery | Qual | Limits |
|---|---|---|---|---|---|---|
| Total Organic Carbon | 24.78 | 25.00 | mg/L | 99% | | 85-115 |

ENTHALPY ANALYTICAL

# Batch QC

| Type: | Matrix Spike | Lab ID: | QC1314849 | Batch: | 387618 |
|---|---|---|---|---|---|
| Matrix (Source ID): | Water (546799-002) | Method: | SM 5310B | Prep Method: | SM 5310B |

| QC1314849 Analyte | Result | Source Sample Result | Spiked | Units | Recovery | Qual | Limits | DF |
|---|---|---|---|---|---|---|---|---|
| Total Organic Carbon | 31.36 | 5.237 | 25.00 | mg/L | 104% | | 75-125 | 1 |

| Type: | Matrix Spike Duplicate | Lab ID: | QC1314850 | Batch: | 387618 |
|---|---|---|---|---|---|
| Matrix (Source ID): | Water (546799-002) | Method: | SM 5310B | Prep Method: | SM 5310B |

| QC1314850 Analyte | Result | Source Sample Result | Spiked | Units | Recovery | Qual | Limits | RPD | RPD Lim | DF |
|---|---|---|---|---|---|---|---|---|---|---|
| Total Organic Carbon | 33.97 | 5.237 | 25.00 | mg/L | 115% | | 75-125 | 8 | 25 | 1 |

| Type: | Sample Duplicate | Lab ID: | QC1313418 | Batch: | 387483 |
|---|---|---|---|---|---|
| Matrix (Source ID): | Water (546683-001) | Method: | SM2130B | | |

| QC1313418 Analyte | Result | Source Sample Result | Units | Qual | RPD | RPD Lim | DF |
|---|---|---|---|---|---|---|---|
| Turbidity | 1.530 | 1.670 | NTU | | 9 | 20 | 1 |

| Type: | Blank | Lab ID: | QC1316790 | Batch: | 388436 |
|---|---|---|---|---|---|
| Matrix: | Water | Method: | SM2320B | Prep Method: | METHOD |

| QC1316790 Analyte | Result | Qual | Units | RL | MDL | Prepared | Analyzed |
|---|---|---|---|---|---|---|---|
| Bicarbonate | ND | | mg/L | 2.0 | | 11/26/25 | 11/26/25 |
| Alkalinity, Total as CaCO3 | ND | | mg/L | 2.0 | | 11/26/25 | 11/26/25 |

| Type: | Lab Control Sample | Lab ID: | QC1316791 | Batch: | 388436 |
|---|---|---|---|---|---|
| Matrix: | Water | Method: | SM2320B | Prep Method: | METHOD |

| QC1316791 Analyte | Result | Spiked | Units | Recovery | Qual | Limits |
|---|---|---|---|---|---|---|
| Alkalinity, Total as CaCO3 | 899.7 | 1000 | mg/L | 90% | | 90-110 |

| Type: | Sample Duplicate | Lab ID: | QC1316802 | Batch: | 388436 |
|---|---|---|---|---|---|
| Matrix (Source ID): | Water (546876-001) | Method: | SM2320B | Prep Method: | METHOD |

| QC1316802 Analyte | Result | Source Sample Result | Units | Qual | RPD | RPD Lim | DF |
|---|---|---|---|---|---|---|---|
| Bicarbonate | 50.73 | 51.15 | mg/L | | 1 | 20 | 1 |
| Alkalinity, Total as CaCO3 | 41.58 | 41.93 | mg/L | | 1 | 20 | 1 |

ENTHALPY ANALYTICAL

# Batch QC

| Type: | Sample Duplicate | Lab ID: | QC1313703 | Batch: | 387561 |
|---|---|---|---|---|---|
| Matrix (Source ID): | Water (546689-001) | Method: | SM2510B | Prep Method: | METHOD |

| QC1313703 Analyte | Result | Source Sample Result | Units | Qual | RPD | RPD Lim | DF |
|---|---|---|---|---|---|---|---|
| Specific Conductance | 107.2 | 106.5 | umhos/cm | | 1 | 20 | 1 |

| Type: | Sample Duplicate | Lab ID: | QC1313704 | Batch: | 387561 |
|---|---|---|---|---|---|
| Matrix (Source ID): | Water (546725-001) | Method: | SM2510B | Prep Method: | METHOD |

| QC1313704 Analyte | Result | Source Sample Result | Units | Qual | RPD | RPD Lim | DF |
|---|---|---|---|---|---|---|---|
| Specific Conductance | 463.4 | 465.3 | umhos/cm | | 0 | 20 | 1 |

| Type: | Blank | Lab ID: | QC1314614 | Batch: | 387812 |
|---|---|---|---|---|---|
| Matrix: | Water | Method: | SM2540C | Prep Method: | METHOD |

| QC1314614 Analyte | Result | Qual | Units | RL | MDL | Prepared | Analyzed |
|---|---|---|---|---|---|---|---|
| Total Dissolved Solids | ND | | mg/L | 10 | | 11/18/25 | 11/19/25 |

| Type: | Lab Control Sample | Lab ID: | QC1314615 | Batch: | 387812 |
|---|---|---|---|---|---|
| Matrix: | Water | Method: | SM2540C | Prep Method: | METHOD |

| QC1314615 Analyte | Result | Spiked | Units | Recovery | Qual | Limits |
|---|---|---|---|---|---|---|
| Total Dissolved Solids | 999.0 | 1000 | mg/L | 100% | | 90-110 |

| Type: | Sample Duplicate | Lab ID: | QC1314616 | Batch: | 387812 |
|---|---|---|---|---|---|
| Matrix (Source ID): | Water (546653-001) | Method: | SM2540C | Prep Method: | METHOD |

| QC1314616 Analyte | Result | Source Sample Result | Units | Qual | RPD | RPD Lim | DF |
|---|---|---|---|---|---|---|---|
| Total Dissolved Solids | 444.0 | 416.0 | mg/L | | 7* | 5 | 2 |

| Type: | Sample Duplicate | Lab ID: | QC1314617 | Batch: | 387812 |
|---|---|---|---|---|---|
| Matrix (Source ID): | Water (547047-001) | Method: | SM2540C | Prep Method: | METHOD |

| QC1314617 Analyte | Result | Source Sample Result | Units | Qual | RPD | RPD Lim | DF |
|---|---|---|---|---|---|---|---|
| Total Dissolved Solids | 566.0 | 592.0 | mg/L | | 4 | 5 | 2 |

| Type: | Blank | Lab ID: | QC1315042 | Batch: | 387817 |
|---|---|---|---|---|---|
| Matrix: | Water | Method: | SM2540D | Prep Method: | METHOD |

| QC1315042 Analyte | Result | Qual | Units | RL | MDL | Prepared | Analyzed |
|---|---|---|---|---|---|---|---|
| Total Suspended Solids | ND | | mg/L | 0.5 | | 11/19/25 | 11/20/25 |

ENTHALPY ANALYTICAL

# Batch QC

**Type:** Lab Control Sample | **Lab ID:** QC1315043 | **Batch:** 387817
**Matrix:** Water | **Method:** SM2540D | **Prep Method:** METHOD

| QC1315043 Analyte | Result | Spiked | Units | Recovery | Qual | Limits |
|---|---|---|---|---|---|---|
| Total Suspended Solids | 100.8 | 100.0 | mg/L | 101% | | 90-110 |

**Type:** Lab Control Sample Duplicate | **Lab ID:** QC1315044 | **Batch:** 387817
**Matrix:** Water | **Method:** SM2540D | **Prep Method:** METHOD

| QC1315044 Analyte | Result | Spiked | Units | Recovery | Qual | Limits | RPD | RPD Lim |
|---|---|---|---|---|---|---|---|---|
| Total Suspended Solids | 99.75 | 100.0 | mg/L | 100% | | 90-110 | 1 | 5 |

**Type:** Sample Duplicate | **Lab ID:** QC1315045 | **Batch:** 387817
**Matrix (Source ID):** Water (546876-001) | **Method:** SM2540D | **Prep Method:** METHOD

| QC1315045 Analyte | Result | Source Sample Result | Units | Qual | RPD | RPD Lim | DF |
|---|---|---|---|---|---|---|---|
| Total Suspended Solids | 480.0 | 372.0 | mg/L | | 25* | 5 | 1 |

**Type:** Sample Duplicate | **Lab ID:** QC1315046 | **Batch:** 387817
**Matrix (Source ID):** Water (546876-002) | **Method:** SM2540D | **Prep Method:** METHOD

| QC1315046 Analyte | Result | Source Sample Result | Units | Qual | RPD | RPD Lim | DF |
|---|---|---|---|---|---|---|---|
| Total Suspended Solids | 3,240 | 3380 | mg/L | | 4 | 5 | 1 |

**Type:** Blank | **Lab ID:** QC1313284 | **Batch:** 387437
**Matrix:** Water | **Method:** SM5210B | **Prep Method:** METHOD

| QC1313284 Analyte | Result | Qual | Units | RL | MDL | Prepared | Analyzed |
|---|---|---|---|---|---|---|---|
| Biochemical Oxygen Demand | ND | | mg/L | 3.0 | | 11/14/25 10:13 | 11/19/25 15:21 |

**Type:** Lab Control Sample | **Lab ID:** QC1313285 | **Batch:** 387437
**Matrix:** Water | **Method:** SM5210B | **Prep Method:** METHOD

| QC1313285 Analyte | Result | Spiked | Units | Recovery | Qual | Limits |
|---|---|---|---|---|---|---|
| Biochemical Oxygen Demand | 188.7 | 198.0 | mg/L | 95% | | 84.6-115.4 |

**Type:** Sample Duplicate | **Lab ID:** QC1313286 | **Batch:** 387437
**Matrix (Source ID):** Water (546416-004) | **Method:** SM5210B | **Prep Method:** METHOD

| QC1313286 Analyte | Result | Source Sample Result | Units | Qual | RPD | RPD Lim | DF |
|---|---|---|---|---|---|---|---|
| Biochemical Oxygen Demand | 1,506 | 1476 | mg/L | | 2 | 30 | 1 |

ENTHALPY ANALYTICAL

# Batch QC

| Type: Blank | Lab ID: QC1314840 | Batch: 387876 |
|---|---|---|
| Matrix: Water | Method: SM5220D | Prep Method: SM 5220D |

| QC1314840 Analyte | Result | Qual | Units | RL | MDL | Prepared | Analyzed |
|---|---|---|---|---|---|---|---|
| Chemical Oxygen Demand | ND | | mg/L | 4.0 | 2.0 | 11/19/25 | 11/20/25 |

| Type: Lab Control Sample | Lab ID: QC1314841 | Batch: 387876 |
|---|---|---|
| Matrix: Water | Method: SM5220D | Prep Method: SM 5220D |

| QC1314841 Analyte | Result | Spiked | Units | Recovery | Qual | Limits |
|---|---|---|---|---|---|---|
| Chemical Oxygen Demand | 95.00 | 100.0 | mg/L | 95% | | 90-110 |

| Type: Matrix Spike | Lab ID: QC1314842 | Batch: 387876 |
|---|---|---|
| Matrix (Source ID): Water (546993-001) | Method: SM5220D | Prep Method: SM 5220D |

| QC1314842 Analyte | Result | Source Sample Result | Spiked | Units | Recovery | Qual | Limits | DF |
|---|---|---|---|---|---|---|---|---|
| Chemical Oxygen Demand | 140.0 | 36.00 | 100.0 | mg/L | 104% | | 75-125 | 2 |

| Type: Matrix Spike Duplicate | Lab ID: QC1314843 | Batch: 387876 |
|---|---|---|
| Matrix (Source ID): Water (546993-001) | Method: SM5220D | Prep Method: SM 5220D |

| QC1314843 Analyte | Result | Source Sample Result | Spiked | Units | Recovery | Qual | Limits | RPD | RPD Lim | DF |
|---|---|---|---|---|---|---|---|---|---|---|
| Chemical Oxygen Demand | 132.0 | 36.00 | 100.0 | mg/L | 96% | | 75-125 | 6 | 20 | 2 |

| Type: Blank | Lab ID: QC1315275 | Batch: 388020 |
|---|---|---|
| Matrix: Water | Method: SM5220D | Prep Method: SM 5220D |

| QC1315275 Analyte | Result | Qual | Units | RL | MDL | Prepared | Analyzed |
|---|---|---|---|---|---|---|---|
| Chemical Oxygen Demand | ND | | mg/L | 4.0 | 2.0 | 11/20/25 | 11/21/25 |

| Type: Lab Control Sample | Lab ID: QC1315276 | Batch: 388020 |
|---|---|---|
| Matrix: Water | Method: SM5220D | Prep Method: SM 5220D |

| QC1315276 Analyte | Result | Spiked | Units | Recovery | Qual | Limits |
|---|---|---|---|---|---|---|
| Chemical Oxygen Demand | 103.0 | 100.0 | mg/L | 103% | | 90-110 |

| Type: Matrix Spike | Lab ID: QC1315277 | Batch: 388020 |
|---|---|---|
| Matrix (Source ID): Water (547294-001) | Method: SM5220D | Prep Method: SM 5220D |

| QC1315277 Analyte | Result | Source Sample Result | Spiked | Units | Recovery | Qual | Limits | DF |
|---|---|---|---|---|---|---|---|---|
| Chemical Oxygen Demand | 410.0 | 10.00 | 500.0 | mg/L | 80% | | 75-125 | 10 |

ENTHALPY ANALYTICAL

# Batch QC

| | | | | | |
|---|---|---|---|---|---|
| **Type:** | **Matrix Spike Duplicate** | **Lab ID:** | **QC1315278** | **Batch:** | **388020** |
| **Matrix (Source ID):** | **Water (547294-001)** | **Method:** | **SM5220D** | **Prep Method:** | **SM 5220D** |

| QC1315278 Analyte | Result | Source Sample Result | Spiked | Units | Recovery | Qual | Limits | RPD | RPD Lim | DF |
|---|---|---|---|---|---|---|---|---|---|---|
| Chemical Oxygen Demand | 500.0 | 10.00 | 500.0 | mg/L | 98% | | 75-125 | 20 | 20 | 10 |

* Value is outside QC limits
E Response exceeds instrument's linear range
J Estimated value
ND Not Detected
NM Not Meaningful

**Laboratory Job Number 546876**

**Subcontracted Products**

**McCampbell Analytical, Inc.**

# McCampbell Analytical, Inc.

*"When Quality Counts"*

# Analytical Report

**WorkOrder:** 2511D65

**Report Created for:** Enthalpy Analytical

931 West Barkley Avenue
Orange, CA 92868

**Project Contact:** Zach Barker
**Project P.O.:** 079649
**Project:** EO-546876

**Project Location:**
**Project Received:** 11/18/2025

Analytical Report reviewed & approved for release on 11/25/2025 by:

Yen Cao

Yen Cao
Project Manager

***The report shall not be reproduced except in full, without the written approval of the laboratory. The analytical results relate only to the items tested. Results reported conform to the most current regulatory standards, where applicable, unless otherwise stated.***

1534 Willow Pass Rd. Pittsburg, CA 94565 ♦ TEL: (877) 252-9262 ♦ FAX: (925) 252-9269 ♦ www.mccampbell.com
CA ELAP 1644 ♦ ORELAP (NELAP) 4033 ♦ AIHA-LAP ID#232255 ♦ DoD-ELAP Cert # L22-757

McCampbell Analytical, Inc.
*"When Quality Counts"*

1534 Willow Pass Road, Pittsburg, CA 94565-1701
Toll Free Telephone: (877) 252-9262 / Fax: (925) 252-9269
http://www.mccampbell.com / E-mail: main@mccampbell.com

# Glossary of Terms & Qualifier Definitions

**Client:** Enthalpy Analytical **WorkOrder:** 2511D65

**Project:** EO-546876

## Glossary Abbreviation

| | |
|---|---|
| %D | Serial Dilution Percent Difference |
| 95% Interval | 95% Confident Interval |
| CCV | Continuing Calibration Verification. |
| CCV REC (%) | % recovery of Continuing Calibration Verification. |
| CPT | Consumer Product Testing not NELAP Accredited |
| DF | Dilution Factor |
| DI WET | (DISTLC) Waste Extraction Test using DI water |
| DISS | Dissolved (direct analysis of 0.45 µm filtered and acidified water sample) |
| DLT | Dilution Test (Serial Dilution) |
| DUP | Duplicate |
| EDL | Estimated Detection Limit |
| ERS | External reference sample. Second source calibration verification. |
| ITEF | International Toxicity Equivalence Factor |
| LCS | Laboratory Control Sample |
| LCS2 | Second LCS for the batch. Spike level is lower than that for the first LCS; applicable to method 1633. |
| LQL | Lowest Quantitation Level |
| MB | Method Blank |
| MB IS/SS % Rec | % Recovery of Internal Standard or Surrogate in Method Blank, if applicable |
| MB SS % Rec | % Recovery of Surrogate in Method Blank, if applicable |
| MDL | Method Detection Limit [1] |
| ML | Minimum Level of Quantitation |
| MS | Matrix Spike |
| MSD | Matrix Spike Duplicate |
| NA | Not Applicable |
| ND | Not detected at or above the indicated MDL or RL. |
| NR | Data Not Reported due to matrix interference or insufficient sample amount. |
| PDS | Post Digestion Spike |
| PF | Prep Factor |
| RD | Relative Difference |
| RL | Reporting Limit [2] |
| RPD | Relative Percent Difference |
| RRT | Relative Retention Time |
| RSD | Relative Standard Deviation |
| SNR | Surrogate is diluted out of the calibration range |

[1] MDL is the minimum measured concentration of a substance that can be reported with 99% confidence that the measured concentration is distinguishable from method blank results. Definition and Procedure for the Determination of the Method Detection Limit, Revision 2, 40CFR, Part 136, Appendix B, EPA 821-R-16-006, December 2016. Values are based upon our default extraction volume/amount and are subject to change.

[2] RL is the lowest level that can be reliably determined within specified limits of precision and accuracy during routine laboratory operating conditions. (The RL cannot be lower than the lowest calibration standard used in the initial calibration of the instrument and must be greater than the MDL.) Values are based upon our default extraction volume/amount and are subject to change.

McCampbell Analytical, Inc.
*"When Quality Counts"*

1534 Willow Pass Road, Pittsburg, CA 94565-1701
Toll Free Telephone: (877) 252-9262 / Fax: (925) 252-9269
http://www.mccampbell.com / E-mail: main@mccampbell.com

# Glossary of Terms & Qualifier Definitions

**Client:** Enthalpy Analytical **WorkOrder:** 2511D65

**Project:** EO-546876

| | |
|---|---|
| SPK Val | Spike Value |
| SPKRef Val | Spike Reference Value |
| SPLP | Synthetic Precipitation Leachate Procedure |
| ST | Sorbent Tube |
| TCLP | Toxicity Characteristic Leachate Procedure |
| TEQ | Toxicity Equivalents |
| TNTC | “Too Numerous to Count;” greater than 250 colonies observed on the plate. |
| TZA | TimeZone Net Adjustment for sample collected outside of MAI's Coordinated Universal Time (UTC). (Adjustment for Daylight Saving is not accounted.) |
| WET (STLC) | Waste Extraction Test (Soluble Threshold Limit Concentration) |

## Analytical Qualifiers

| | |
|---|---|
| a3 | Sample diluted due to high organic content interfering with quantitative/or qualitative analysis. |

## Quality Control Qualifiers

| | |
|---|---|
| F5 | LCS/LCSD recovery is outside of acceptance limits; however, the data is acceptable based upon the TNI allowable marginal exceedances. |

McCampbell Analytical, Inc.
*"When Quality Counts"*

1534 Willow Pass Road, Pittsburg, CA 94565-1701
Toll Free Telephone: (877) 252-9262 / Fax: (925) 252-9269
http://www.mccampbell.com / E-mail: main@mccampbell.com

# Analytical Report

| | | | |
|---|---|---|---|
| **Client:** | Enthalpy Analytical | **WorkOrder:** | 2511D65 |
| **Date Received:** | 11/18/2025 9:40 | **Extraction Method:** | E8151A |
| **Date Prepared:** | 11/20/2025 | **Analytical Method:** | E8151A |
| **Project:** | EO-546876 | **Unit:** | µg/L |

## Chlorinated Herbicides by GC-ECD

| Client ID | Lab ID | Matrix | Date Collected | Instrument | Batch ID |
|---|---|---|---|---|---|
| SOUTH BASIN-WESTERN INLET | 2511D65-001A | Water | 11/14/2025 10:55 | GC15A 11202509.D | 330505 |

| Analytes | Result | MDL | RL | DF | Date Analyzed |
|---|---|---|---|---|---|
| Acifluorfen | ND | 5.3 | 10 | 10 | 11/20/2025 16:12 |
| Bentazon | ND | 3.2 | 10 | 10 | 11/20/2025 16:12 |
| Chloramben | ND | 6.4 | 10 | 10 | 11/20/2025 16:12 |
| 2,4-D (Dichlorophenoxyacetic acid) | ND | 0.79 | 2.0 | 10 | 11/20/2025 16:12 |
| 2,4-DB | ND | 4.2 | 10 | 10 | 11/20/2025 16:12 |
| Dalapon | ND | 7.7 | 10 | 10 | 11/20/2025 16:12 |
| DCPA (mono & diacid) | ND | 5.0 | 10 | 10 | 11/20/2025 16:12 |
| Dicamba | ND | 0.74 | 2.0 | 10 | 11/20/2025 16:12 |
| 3,5-Dichlorobenzoic Acid | ND | 2.4 | 10 | 10 | 11/20/2025 16:12 |
| Dichloroprop | ND | 3.5 | 10 | 10 | 11/20/2025 16:12 |
| Dinoseb (DNBP) | ND | 3.0 | 10 | 10 | 11/20/2025 16:12 |
| MCPA | ND | 13 | 20 | 10 | 11/20/2025 16:12 |
| MCPP | ND | 12 | 20 | 10 | 11/20/2025 16:12 |
| 4-Nitrophenol | ND | 7.7 | 10 | 10 | 11/20/2025 16:12 |
| Pentachlorophenol (PCP) | ND | 0.55 | 2.0 | 10 | 11/20/2025 16:12 |
| Picloram | ND | 3.8 | 10 | 10 | 11/20/2025 16:12 |
| 2,4,5-T (Trichlorophenoxy acetic acid) | ND | 1.0 | 2.0 | 10 | 11/20/2025 16:12 |
| 2,4,5-TP (Silvex) | ND | 1.6 | 5.0 | 10 | 11/20/2025 16:12 |

| Surrogates | REC (%) | Limits | DF | |
|---|---|---|---|---|
| DCAA | 79 | 60-140 | 10 | 11/20/2025 16:12 |

Analyst(s): DP

Analytical Comments: a3

*(Cont.)*

CA ELAP 1644 • ORELAP (NELAP) 4033

McCampbell Analytical, Inc.
*"When Quality Counts"*

1534 Willow Pass Road, Pittsburg, CA 94565-1701
Toll Free Telephone: (877) 252-9262 / Fax: (925) 252-9269
http://www.mccampbell.com / E-mail: main@mccampbell.com

# Analytical Report

| | | | |
|---|---|---|---|
| **Client:** | Enthalpy Analytical | **WorkOrder:** | 2511D65 |
| **Date Received:** | 11/18/2025 9:40 | **Extraction Method:** | E8151A |
| **Date Prepared:** | 11/20/2025 | **Analytical Method:** | E8151A |
| **Project:** | EO-546876 | **Unit:** | µg/L |

## Chlorinated Herbicides by GC-ECD

| Client ID | Lab ID | Matrix | Date Collected | Instrument | Batch ID |
|---|---|---|---|---|---|
| SOUTH BASIN-EASTERN INLET | 2511D65-002A | Water | 11/14/2025 11:05 | GC15A 11202510.D | 330505 |

| Analytes | Result | MDL | RL | DF | Date Analyzed |
|---|---|---|---|---|---|
| Acifluorfen | ND | 5.3 | 10 | 10 | 11/20/2025 16:37 |
| Bentazon | ND | 3.2 | 10 | 10 | 11/20/2025 16:37 |
| Chloramben | ND | 6.4 | 10 | 10 | 11/20/2025 16:37 |
| 2,4-D (Dichlorophenoxyacetic acid) | ND | 0.79 | 2.0 | 10 | 11/20/2025 16:37 |
| 2,4-DB | ND | 4.2 | 10 | 10 | 11/20/2025 16:37 |
| Dalapon | ND | 7.7 | 10 | 10 | 11/20/2025 16:37 |
| DCPA (mono & diacid) | ND | 5.0 | 10 | 10 | 11/20/2025 16:37 |
| Dicamba | ND | 0.74 | 2.0 | 10 | 11/20/2025 16:37 |
| 3,5-Dichlorobenzoic Acid | ND | 2.4 | 10 | 10 | 11/20/2025 16:37 |
| Dichloroprop | ND | 3.5 | 10 | 10 | 11/20/2025 16:37 |
| Dinoseb (DNBP) | ND | 3.0 | 10 | 10 | 11/20/2025 16:37 |
| MCPA | ND | 13 | 20 | 10 | 11/20/2025 16:37 |
| MCPP | ND | 12 | 20 | 10 | 11/20/2025 16:37 |
| 4-Nitrophenol | ND | 7.7 | 10 | 10 | 11/20/2025 16:37 |
| Pentachlorophenol (PCP) | ND | 0.55 | 2.0 | 10 | 11/20/2025 16:37 |
| Picloram | ND | 3.8 | 10 | 10 | 11/20/2025 16:37 |
| 2,4,5-T (Trichlorophenoxy acetic acid) | ND | 1.0 | 2.0 | 10 | 11/20/2025 16:37 |
| 2,4,5-TP (Silvex) | ND | 1.6 | 5.0 | 10 | 11/20/2025 16:37 |

| Surrogates | REC (%) | Limits | DF | |
|---|---|---|---|---|
| DCAA | 93 | 60-140 | 10 | 11/20/2025 16:37 |

Analyst(s): DP

Analytical Comments: a3

McCampbell Analytical, Inc.
*"When Quality Counts"*

1534 Willow Pass Road, Pittsburg, CA 94565-1701
Toll Free Telephone: (877) 252-9262 / Fax: (925) 252-9269
http://www.mccampbell.com / E-mail: main@mccampbell.com

# Analytical Report

| | | | |
|---|---|---|---|
| **Client:** | Enthalpy Analytical | **WorkOrder:** | 2511D65 |
| **Date Received:** | 11/18/2025 9:40 | **Extraction Method:** | RSK175 |
| **Date Prepared:** | 11/19/2025 | **Analytical Method:** | RSK175 |
| **Project:** | EO-546876 | **Unit:** | µg/L |

## Dissolved Carbon Dioxide by RSK 175

| Client ID | Lab ID | Matrix | Date Collected | Instrument | Batch ID |
|---|---|---|---|---|---|
| SOUTH BASIN-WESTERN INLET | 2511D65-001B | Water | 11/14/2025 10:55 | GC26 1119251104.D | 330484 |

| Analytes | Result | MDL | RL | DF | Date Analyzed |
|---|---|---|---|---|---|
| Carbon Dioxide | **2100** | 100 | 100 | 2 | 11/19/2025 13:53 |

Analyst(s): CLO

| Client ID | Lab ID | Matrix | Date Collected | Instrument | Batch ID |
|---|---|---|---|---|---|
| SOUTH BASIN-EASTERN INLET | 2511D65-002B | Water | 11/14/2025 11:05 | GC26 1119251105.D | 330484 |

| Analytes | Result | MDL | RL | DF | Date Analyzed |
|---|---|---|---|---|---|
| Carbon Dioxide | **1400** | 50 | 50 | 1 | 11/19/2025 14:10 |

Analyst(s): CLO

McCampbell Analytical, Inc.
*"When Quality Counts"*

1534 Willow Pass Road, Pittsburg, CA 94565-1701
Toll Free Telephone: (877) 252-9262 / Fax: (925) 252-9269
http://www.mccampbell.com / E-mail: main@mccampbell.com

# Quality Control Report

| | | | |
|---|---|---|---|
| **Client:** | Enthalpy Analytical | **WorkOrder:** | 2511D65 |
| **Date Prepared:** | 11/20/2025 | **BatchID:** | 330505 |
| **Date Analyzed:** | 11/20/2025 | **Extraction Method:** | E8151A |
| **Instrument:** | GC15A | **Analytical Method:** | E8151A |
| **Matrix:** | Water | **Unit:** | µg/L |
| **Project:** | EO-546876 | **Sample ID:** | MB/LCS/LCSD-330505 |

## QC Summary Report for E8151A

| Analyte | MB Result | MDL | RL | SPK Val | MB IS/SS %REC | MB IS/SS Limits |
|---|---|---|---|---|---|---|
| Acifluorfen | ND | 0.53 | 1.0 | - | - | - |
| Bentazon | ND | 0.32 | 1.0 | - | - | - |
| Chloramben | ND | 0.64 | 1.0 | - | - | - |
| 2,4-D (Dichlorophenoxyacetic acid) | ND | 0.079 | 0.20 | - | - | - |
| 2,4-DB | ND | 0.42 | 1.0 | - | - | - |
| Dalapon | ND | 0.77 | 1.0 | - | - | - |
| DCPA (mono & diacid) | ND | 0.50 | 1.0 | - | - | - |
| Dicamba | ND | 0.074 | 0.20 | - | - | - |
| 3,5-Dichlorobenzoic Acid | ND | 0.24 | 1.0 | - | - | - |
| Dichloroprop | ND | 0.35 | 1.0 | - | - | - |
| Dinoseb (DNBP) | ND | 0.30 | 1.0 | - | - | - |
| MCPA | ND | 1.3 | 2.0 | - | - | - |
| MCPP | ND | 1.2 | 2.0 | - | - | - |
| 4-Nitrophenol | ND | 0.77 | 1.0 | - | - | - |
| Pentachlorophenol (PCP) | ND | 0.055 | 0.20 | - | - | - |
| Picloram | ND | 0.38 | 1.0 | - | - | - |
| 2,4,5-T (Trichlorophenoxy acetic acid) | ND | 0.10 | 0.20 | - | - | - |
| 2,4,5-TP (Silvex) | ND | 0.16 | 0.50 | - | - | - |
| **Surrogate Recovery** | | | | | | |
| DCAA | 9.0 | | | 10 | 90 | 70-130 |

*(Cont.)*

McCampbell Analytical, Inc.
*"When Quality Counts"*

1534 Willow Pass Road, Pittsburg, CA 94565-1701
Toll Free Telephone: (877) 252-9262 / Fax: (925) 252-9269
http://www.mccampbell.com / E-mail: main@mccampbell.com

# Quality Control Report

| | | | |
|---|---|---|---|
| **Client:** | Enthalpy Analytical | **WorkOrder:** | 2511D65 |
| **Date Prepared:** | 11/20/2025 | **BatchID:** | 330505 |
| **Date Analyzed:** | 11/20/2025 | **Extraction Method:** | E8151A |
| **Instrument:** | GC15A | **Analytical Method:** | E8151A |
| **Matrix:** | Water | **Unit:** | µg/L |
| **Project:** | EO-546876 | **Sample ID:** | MB/LCS/LCSD-330505 |

## QC Summary Report for E8151A

| Analyte | LCS Result | LCSD Result | SPK Val | LCS %REC | LCSD %REC | LCS/LCSD Limits | RPD | RPD Limit |
|---|---|---|---|---|---|---|---|---|
| Acifluorfen | 7.6 | 8.0 | 10 | 76 | 80 | 70-130 | 5.94 | 30 |
| Bentazon | 9.4 | 10 | 10 | 94 | 100 | 70-130 | 6.37 | 30 |
| Chloramben | 9.6 | 10 | 10 | 96 | 102 | 70-130 | 6.02 | 30 |
| 2,4-D (Dichlorophenoxyacetic acid) | 8.0 | 8.6 | 10 | 80 | 86 | 70-130 | 7.41 | 30 |
| 2,4-DB | 9.3 | 10 | 10 | 93 | 100 | 70-130 | 7.85 | 30 |
| Dalapon | 8.7 | 9.9 | 10 | 87 | 99 | 70-130 | 12.2 | 30 |
| DCPA (mono & diacid) | 7.1 | 7.7 | 10 | 71 | 77 | 70-130 | 7.94 | 30 |
| Dicamba | 8.2 | 8.9 | 10 | 82 | 89 | 70-130 | 7.31 | 30 |
| 3,5-Dichlorobenzoic Acid | 8.1 | 8.8 | 10 | 81 | 88 | 70-130 | 8.25 | 30 |
| Dichloroprop | 8.2 | 8.8 | 10 | 82 | 88 | 70-130 | 7.23 | 30 |
| Dinoseb (DNBP) | 8.5 | 9.2 | 10 | 85 | 92 | 70-130 | 7.68 | 30 |
| MCPA | 78 | 84 | 100 | 78 | 84 | 70-130 | 7.89 | 30 |
| MCPP | 77 | 84 | 100 | 77 | 84 | 70-130 | 8.66 | 30 |
| 4-Nitrophenol | 5.8 | 6.3 | 10 | 58,F5 | 63,F5 | 70-130 | 7.87 | 30 |
| Pentachlorophenol (PCP) | 8.3 | 8.9 | 10 | 83 | 89 | 70-130 | 6.95 | 30 |
| Picloram | 7.3 | 7.9 | 10 | 73 | 79 | 70-130 | 7.52 | 30 |
| 2,4,5-T (Trichlorophenoxy acetic acid) | 8.4 | 9.1 | 10 | 84 | 91 | 70-130 | 7.16 | 30 |
| 2,4,5-TP (Silvex) | 8.7 | 9.4 | 10 | 87 | 94 | 70-130 | 7.28 | 30 |
| **Surrogate Recovery** | | | | | | | | |
| DCAA | 9.0 | 9.8 | 10 | 90 | 98 | 70-130 | 9.22 | 30 |

McCampbell Analytical, Inc.
*"When Quality Counts"*

1534 Willow Pass Road, Pittsburg, CA 94565-1701
Toll Free Telephone: (877) 252-9262 / Fax: (925) 252-9269
http://www.mccampbell.com / E-mail: main@mccampbell.com

# Quality Control Report

| | | | |
|---|---|---|---|
| **Client:** | Enthalpy Analytical | **WorkOrder:** | 2511D65 |
| **Date Prepared:** | 11/19/2025 | **BatchID:** | 330484 |
| **Date Analyzed:** | 11/19/2025 | **Extraction Method:** | RSK175 |
| **Instrument:** | GC26 | **Analytical Method:** | RSK175 |
| **Matrix:** | Water | **Unit:** | µg/L |
| **Project:** | EO-546876 | **Sample ID:** | MB/LCS/LCSD-330484 |

## QC Summary Report for RSK175

| Analyte | MB Result | MDL | RL | | | |
|---|---|---|---|---|---|---|
| Carbon Dioxide | ND | 50 | 50 | - | - | - |

| Analyte | LCS Result | LCSD Result | SPK Val | LCS %REC | LCSD %REC | LCS/LCSD Limits | RPD | RPD Limit |
|---|---|---|---|---|---|---|---|---|
| Carbon Dioxide | 140 | 170 | 187.2 | 75 | 90 | 70-130 | 17.8 | 30 |

McCampbell Analytical, Inc.
*"When Quality Counts"*

1534 Willow Pass Road, Pittsburg, CA 94565-1701
Toll Free Telephone: (877) 252-9262 / Fax: (925) 252-9269
http://www.mccampbell.com / E-mail: main@mccampbell.com

# Certified Analyte List

**Client:** Enthalpy Analytical **WorkOrder:** 2511D65

**Project:** EO-546876

| Analyte | Cert 1 | Cert 2 | Cert 3 | Cert 4 | Cert 5 | Analytical Method | Matrix |
|---|---|---|---|---|---|---|---|
| 2,4,5-T (Trichlorophenoxy acetic acid) | ◉ | ◉ | ○ | ○ | ○ | E8151A | Water |
| 2,4,5-TP (Silvex) | ◉ | ◉ | ○ | ○ | ○ | E8151A | Water |
| 2,4-D (Dichlorophenoxyacetic acid) | ◉ | ◉ | ○ | ○ | ○ | E8151A | Water |
| 2,4-DB | ◉ | ◉ | ○ | ○ | ○ | E8151A | Water |
| 3,5-Dichlorobenzoic Acid | ○ | ◉ | ○ | ○ | ○ | E8151A | Water |
| 4-Nitrophenol | ◉ | ◉ | ○ | ○ | ○ | E8151A | Water |
| Acifluorfen | ○ | ◉ | ○ | ○ | ○ | E8151A | Water |
| Bentazon | ○ | ◉ | ○ | ○ | ○ | E8151A | Water |
| Chloramben | ○ | ◉ | ○ | ○ | ○ | E8151A | Water |
| Dalapon | ◉ | ◉ | ○ | ○ | ○ | E8151A | Water |
| DCPA (mono & diacid) | ○ | ◉ | ○ | ○ | ○ | E8151A | Water |
| Dicamba | ◉ | ◉ | ○ | ○ | ○ | E8151A | Water |
| Dichloroprop | ◉ | ◉ | ○ | ○ | ○ | E8151A | Water |
| Dinoseb (DNBP) | ◉ | ◉ | ○ | ○ | ○ | E8151A | Water |
| MCPA | ◉ | ◉ | ○ | ○ | ○ | E8151A | Water |
| MCPP | ◉ | ◉ | ○ | ○ | ○ | E8151A | Water |
| Pentachlorophenol (PCP) | ◉ | ◉ | ○ | ○ | ○ | E8151A | Water |
| Picloram | ○ | ◉ | ○ | ○ | ○ | E8151A | Water |

**Certifications**

| | |
|---|---|
| Cert 1 | CA ELAP 1644 |
| Cert 2 | ORELAP (NELAP) 4033 |

The Certified Analyte Report lists the compounds for which MAI is accredited at the time of issuance. Although MAI holds multiple accreditations, methods with extensive compound lists may not be fully accredited due to state agency availability.

McCampbell Analytical, Inc.
1534 Willow Pass Rd
Pittsburg, CA 94565-1701
(925) 252-9262

# CHAIN-OF-CUSTODY RECORD



**WorkOrder: 2511D65** **ClientCode: ENO** **QuoteID: 252619**

☐ WaterTrax ☐ CLIP ☐ EDF ☑ EQuIS ☑ Dry-Weight ☑ Email ☐ HardCopy ☐ ThirdParty ☑ J-flag

☑ Detection Summary ☑ **Excel** [A1_Standard _QC]

Report to:
Zach Barker
Enthalpy Analytical
931 West Barkley Avenue
Orange, CA 92868
714-771-6900 FAX:

Email: zach.barker@enthalpy.com
cc/3rd Party: incomingreports@enthalpy.com;
PO: 079649
Project: EO-546876

Bill to:
Accounts Payable/Enthalpy SoCal
Montrose Environmental Group
PO Box 842165
Boston, MA 02284-2165
003EL_ap@montrose-env.com

**Requested TATs:** **2 days; 5 days;**

*Date Received:* **11/18/2025**
*Date Logged:* **11/19/2025**

| Lab ID | ClientSampID | Matrix | Collection Date | Hold | Requested Tests (See legend below) | | | | | | | | | | | |
|---|---|---|---|---|---|---|---|---|---|---|---|---|---|---|---|---|
| | | | | | 1 | 2 | 3 | 4 | 5 | 6 | 7 | 8 | 9 | 10 | 11 | 12 |
| 2511D65-001 | SOUTH BASIN-WESTERN INLET | Water | 11/14/2025 10:55 | ☐ | A | A | B | | | | | | | | | |
| 2511D65-002 | SOUTH BASIN-EASTERN INLET | Water | 11/14/2025 11:05 | ☐ | A | A | B | | | | | | | | | |

**Test Legend:**

| | | | | | | | |
|---|---|---|---|---|---|---|---|
| 1 | 8151_W | 2 | PRDisposal Fee | 3 | RSK175_CO2_W | 4 | |
| 5 | | 6 | | 7 | | 8 | |
| 9 | | 10 | | 11 | | 12 | |

**Prepared by: Agustina Venegas**

**Comments:**

NOTE: Soil samples are discarded 60 days after receipt unless other arrangements are made (Water samples are 30 days).
Hazardous samples will be returned to client or disposed of at client expense.

McCampbell Analytical, Inc.
*"When Quality Counts"*

1534 Willow Pass Road, Pittsburg, CA 94565-1701
Toll Free Telephone: (877) 252-9262 / Fax: (925) 252-9269
http://www.mccampbell.com / E-mail: main@mccampbell.com

# WORK ORDER SUMMARY

**Client Name:** ENTHALPY ANALYTICAL **Project:** EO-546876 **Work Order:** 2511D65
**Client Contact:** Zach Barker **QC Level:** LEVEL 2
**Contact's Email:** zach.barker@enthalpy.com **Comments:** **Date Logged:** 11/19/2025

☐ WaterTrax ☐ CLIP ☐ EDF ☑ Excel ☐ EQuIS ☑ Email ☐ HardCopy ☐ ThirdParty ☑ J-flag

| LabID | ClientSampID | Matrix | Test Name | Cont./ Comp. | Bottle & Preservative | U** | Head Space | Dry-Weight | Collection Date & Time | TAT | Test Due Date | Sediment Content | Hold | Sub Out |
|---|---|---|---|---|---|---|---|---|---|---|---|---|---|---|
| 001A | SOUTH BASIN-WESTERN INLET | Water | E8151A (Chlorinated Herbicides) | 1 | 1LA Narrow Mouth, Unpres | ☐ | ☐ | ☐ | 11/14/2025 10:55 | 5 days | 11/25/2025 | Present | ☐ | ☐ |
| 001B | SOUTH BASIN-WESTERN INLET | Water | RSK175 (CO2) | 2 | VOA, Unpres | ☐ | ☐ | ☐ | 11/14/2025 10:55 | 2 days | 11/20/2025 | Present | ☐ | ☐ |
| 002A | SOUTH BASIN-EASTERN INLET | Water | E8151A (Chlorinated Herbicides) | 1 | 1LA Narrow Mouth, Unpres | ☐ | ☐ | ☐ | 11/14/2025 11:05 | 5 days | 11/25/2025 | Present | ☐ | ☐ |
| 002B | SOUTH BASIN-EASTERN INLET | Water | RSK175 (CO2) | 2 | VOA, Unpres | ☐ | ☐ | ☐ | 11/14/2025 11:05 | 2 days | 11/20/2025 | Present | ☐ | ☐ |

**NOTES: * STLC and TCLP extractions require 2 days to complete; therefore, all TATs begin after the extraction is completed (i.e., One-day TAT yields results in 3 days from sample submission).**

**- ISM prep requires 5 to 10 days to complete; therefore, all TATs begin after the extraction is completed (i.e., One-day TAT yields results in 6 to 11 days from sample submission). Due date listed on WO summary will not accurately reflect the time needed for sample preparation.**

**- Organic extracts are held for 40 days before disposal; Inorganic extract are held for 30 days.**

**- MAI assumes that all material present in the provided sampling container is considered part of the sample - MAI does not exclude any material from the sample prior to sample preparation unless requested in writing by the client.**

**U** = An unpreserved container was received for a method that suggests a preservation in order to extend hold time for analysis.**

**Cont./Comp. = Containers /Composites**

25 11D65

**HOLD TIME RUSH**

ENTHALPY ANALYTICAL

931 West Barkley Ave
Orange, CA 92868
(714) 771-6900

Subcontract Laboratory:
McCampbell Analytical, Inc.
1534 Willow Pass Rd.
Pittsburg, CA 94565
ATTN: Quote ID: 252619
PO #: PO-079649

Enthalpy Order: EO-546876
PM: Zach Barker
Email: zach.barker@enthalpy.com
CC: incomingreports@enthalpy.com
Phone: (714) 771-6900

Results Due: Standard TAT
Report Level: II
Report To: MDL
EDDs: Standard Excel EDD

Notes:

| Sample ID | Collected | Lab ID | # Cont. | Matrix | Analysis Requested | Comment |
|---|---|---|---|---|---|---|
| + SOUTH BASIN - WESTERN INLET | 14-NOV-2025 10:55 | 546876-001 | 1 | Water | EPA 8151A Chlorinated Herbicides | |
| | | | 2 | Water | RSK-175 CO2 * | |
| + SOUTH BASIN - EASTERN INLET | 14-NOV-2025 11:05 | 546876-002 | 1 | Water | EPA 8151A Chlorinated Herbicides | |
| | | | 2 | Water | RSK-175 CO2 * | |

| Notes: | Relinquished By: | Received By: |
|---|---|---|
| | | [signature] |
| | Date: | Date: 11/18/25 0940 |
| | | |
| | Date: | Date: |
| | | |
| | Date: | Date: |

* REVISED COC RECEIVED 11/18/25. RSK VOAS to be SHIPPED LATER.
- RSK VOAS RECEIVED 11/19/25

O.ACMA
1R41

1 of 1

FEDEX: 886132957710

ENTHALPY ANALYTICAL

931 West Barkley Ave
Orange, CA 92868
(714) 771-6900

Subcontract Laboratory:
Enthalpy - El Dorado Hills
1104 Windfield Way
El Dorado Hills, CA 95762
ATTN: Mark Rein
PO #: Required, to be sent via email

Enthalpy Order: EO-546876
PM: Zach Barker
Email: zach.barker@enthalpy.com
CC: incomingreports@enthalpy.com
Phone: (714) 771-6900

Results Due: Standard TAT
Report Level: II
Report To: MDL
EDDs: BLDR:Enthalpy (the normal EDD you send to Orange)

Notes:

Chiquita Canyon Landfill Stormwater

| Sample ID | Collected | Lab ID | # Cont. | Matrix | Analysis Requested | Comment |
|---|---|---|---|---|---|---|
| SOUTH BASIN - WESTERN INLET | 14-NOV-2025 10:55 | 546876-001 | 1 | Water | EPA 8290 - 2,3,7,8-TCDD Only | |
| SOUTH BASIN - EASTERN INLET | 14-NOV-2025 11:05 | 546876-002 | 1 | Water | EPA 8290 - 2,3,7,8-TCDD Only | |

| Notes: | Relinquished By: | Received By: |
|---|---|---|
| | [signature] | |
| | Date: 11-17-25 15:03 | Date: |
| | | |
| | Date: | Date: |
| | | |
| | Date: | Date: |

ENTHALPY ANALYTICAL

931 West Barkley Ave
Orange, CA 92868
(714) 771-6900

Subcontract Laboratory:
McCampbell Analytical, Inc.
1534 Willow Pass Rd.
Pittsburg, CA 94565
ATTN: Quote ID: 252619
PO #: PO-079649

Enthalpy Order: EO-546876
PM: Zach Barker
Email: zach.barker@enthalpy.com
CC: incomingreports@enthalpy.com
Phone: (714) 771-6900

Results Due: Standard TAT
Report Level: II
Report To: MDL
EDDs: Standard Excel EDD

Notes:

| Sample ID | Collected | Lab ID | # Cont. | Matrix | Analysis Requested | Comment |
|---|---|---|---|---|---|---|
| SOUTH BASIN - WESTERN INLET | 14-NOV-2025 10:55 | 546876-001 | 1 | Water | EPA 8151A Chlorinated Herbicides | |
| | | | 2 | Water | RSK-175 CO2 | |
| SOUTH BASIN - EASTERN INLET | 14-NOV-2025 11:05 | 546876-002 | 1 | Water | EPA 8151A Chlorinated Herbicides | |
| | | | 2 | Water | RSK-175 CO2 | |

| Notes: | Relinquished By: | Received By: |
|---|---|---|
| | [signature] | Kelia Wadsworth Kelia Wadsworth |
| | Date: 11-17-25 15:03 | Date: 11/18/25 0952 |
| | [signature] | [signature] NAV. |
| | Date: 11/18/25 1250 | Date: 11/19/25 0948 |
| | | |
| | Date: | Date: |

0.1 cm
1R41

1 of 1

FEDEX: 886169832114

McCampbell Analytical, Inc.
"When Quality Counts"
1534 Willow Pass Road, Pittsburg, CA 94565-1701
Toll Free Telephone: (877) 252-9262 / Fax: (925) 252-9269
http://www.mccampbell.com / E-mail: main@mccampbell.com

# Sample Receipt Checklist

| | | | |
|---|---|---|---|
| Client Name: | Enthalpy Analytical | Date and Time Received: | 11/18/2025 09:40 |
| Project: | EO-546876 | Date Logged: | 11/19/2025 |
| | | Received by: | Agustina Venegas |
| WorkOrder №: | 2511D65 Matrix: Water | Logged by: | Agustina Venegas |
| Carrier: | FedEx | | |

## Chain of Custody (COC) Information

| | | | | | | |
|---|---|---|---|---|---|---|
| Chain of custody present? | Yes | ☑ | No | ☐ | | |
| Chain of custody signed when relinquished and received? | Yes | ☑ | No | ☐ | | |
| Chain of custody agrees with sample labels? | Yes | ☑ | No | ☐ | | |
| Sample IDs noted by Client on COC? | Yes | ☑ | No | ☐ | | |
| Date and Time of collection noted by Client on COC? | Yes | ☑ | No | ☐ | | |
| Sampler's name noted on COC? | Yes | ☐ | No | ☑ | | |
| COC agrees with Quote? | Yes | ☑ | No | ☐ | NA | ☐ |
| COC quote NOT expired? | Yes | ☑ | No | ☐ | NA | ☐ |

## Sample Receipt Information

| | | | | | | |
|---|---|---|---|---|---|---|
| Custody seals intact on shipping container/cooler? | Yes | ☐ | No | ☐ | NA | ☑ |
| Custody seals intact on sample bottles? | Yes | ☐ | No | ☐ | NA | ☑ |
| Shipping container/cooler in good condition? | Yes | ☑ | No | ☐ | | |
| Samples in proper containers/bottles? | Yes | ☑ | No | ☐ | | |
| Sample containers intact? | Yes | ☑ | No | ☐ | | |
| Sufficient sample volume for indicated test? | Yes | ☑ | No | ☐ | | |

## Sample Preservation and Hold Time (HT) Information

| | | | | | | |
|---|---|---|---|---|---|---|
| All samples received within holding time? | Yes | ☑ | No | ☐ | NA | ☐ |
| Samples Received on Ice? | Yes | ☑ | No | ☐ | | |
| (Ice Type: WET ICE ) | | | | | | |
| Sample/Temp Blank temperature | Temp: 0.4°C | | | | NA | ☐ |
| ZHS conditional analyses: VOA meets zero headspace requirement (VOCs, TPHg/BTEX, RSK)? | Yes | ☐ | No | ☐ | NA | ☑ |
| Sample labels checked for correct preservation? | Yes | ☑ | No | ☐ | | |
| pH acceptable upon receipt (Metal: <2)? | Yes | ☐ | No | ☐ | NA | ☑ |

UCMR Samples:

| | | | | | | |
|---|---|---|---|---|---|---|
| pH tested and acceptable upon receipt (200.7: ≤2; 533: 6 - 8; 537.1: 6 - 8)? | Yes | ☐ | No | ☐ | NA | ☑ |
| Free Chlorine tested and acceptable upon receipt (<0.1mg/L) [not applicable to 200.7]? | Yes | ☐ | No | ☐ | NA | ☑ |

Comments:

Enthalpy Analytical
931 West Barkley Ave
Orange, CA 92868
(714) 771-6900

enthalpy.com

Lab Job Number : 546946
Report Level : II
Report Date : 12/02/2025

**Analytical Report** *prepared for:*

Kate Logan
Waste Connections
Chiquita Canyon Landfill
29201 Henry Mayo Drive
Castaic, CA 91384

Project: CCLF STORMWATER - Chiquita Canyon Stormwater

*Authorized for release by:*



Zach Barker, Project Manager
zach.barker@enthalpy.com

This data package has been reviewed for technical correctness and completeness. Release of this data has been authorized by the Laboratory Manager or the Manager's designee, as verified by the above signature which applies to this PDF file as well as any associated electronic data deliverable files. The results contained in this report meet all requirements of NELAP and pertain only to those samples which were submitted for analysis. This report may be reproduced only in its entirety.

CA ELAP# 1338, CA ELAP #1338-S1, NELAP# 4038, SCAQMD LAP# 18LA0518, LACSD ID# 10105, ORELAP# 4197

ENTHALPY ANALYTICAL

# Sample Summary

| | | | |
|---|---|---|---|
| Kate Logan<br>Waste Connections<br>Chiquita Canyon Landfill<br>29201 Henry Mayo Drive<br>Castaic, CA 91384 | | Lab Job #:<br>Project No:<br>Location:<br>Date Received: | 546946<br>CCLF STORMWATER<br>Chiquita Canyon Stormwater<br>11/15/25 |

| Sample ID | Lab ID | Collected | Matrix |
|---|---|---|---|
| SOUTH | 546946-001 | 11/15/25 13:15 | Water |

# Case Narrative

| | |
|---|---|
| Waste Connections<br>Chiquita Canyon Landfill<br>29201 Henry Mayo Drive<br>Castaic, CA 91384<br>Kate Logan | Lab Job Number: 546946<br>Project No: CCLF STORMWATER<br>Location: Chiquita Canyon Stormwater<br>Date Received: 11/15/25 |

This data package contains sample and QC results for one water sample, requested for the above referenced project on 11/15/25. The sample was received in good condition.

**Volatile Organics by GC/MS (EPA 8260B):**

- SOUTH (lab # 546946-001) had pH greater than 2.
- No other analytical problems were encountered.

**Semivolatile Organics by GC/MS (EPA 8270C):**
No analytical problems were encountered.

**Semivolatile Organics by GC/MS (EPA 625.1):**
No analytical problems were encountered.

**Semivolatile Organics by GC/MS SIM (EPA 8270C-SIM):**
No analytical problems were encountered.

**Pesticides (EPA 8081A):**
No analytical problems were encountered.

**Total Organic Carbon by IR (SM 5310B):**
No analytical problems were encountered.

**PCBs (EPA 8082):**
No analytical problems were encountered.

**Metals (EPA 200.7, EPA 200.8, and EPA 245.1):**

- Low recoveries were observed for mercury in the MS/MSD for batch 387627; the parent sample was not a project sample, the LCS was within limits, and the associated RPD was within limits.
- Low recoveries were observed for zinc in the MS/MSD for batch 387675; the parent sample was not a project sample, the LCS was within limits, and the associated RPD was within limits.
- No other analytical problems were encountered.

**Ion Chromatography (EPA 300.0):**
No analytical problems were encountered.

**Total Phosphorus as P (SM 4500-P-B5-E):**
No analytical problems were encountered.

**Conductivity (SM2510B):**
No analytical problems were encountered.

**Total Oil & Grease (HEM) (EPA 1664A):**

- Matrix spikes were not performed for this analysis due to insufficient sample volume.
- No analytical problems were encountered.

**Total Phenolics (EPA 420.1):**
No analytical problems were encountered.

**Alkalinity (SM2320B):**
No analytical problems were encountered.

**Sulfide (SM 4500-S2-D):**
No analytical problems were encountered.

**Total Dissolved Solids (TDS) (SM2540C):**

- High RPD was observed for total dissolved solids in the SDUP for batch 387812; the parent sample was not a project sample.
- No other analytical problems were encountered.

**Total Suspended Solids (TSS) (SM2540D):**
No analytical problems were encountered.

**Chemical Oxygen Demand (SM5220D):**
No analytical problems were encountered.

**Biochemical Oxygen Demand (SM5210B):**
No analytical problems were encountered.

**Turbidity (SM2130B):**
No analytical problems were encountered.

**Cyanide - Semi-Automated Method (SM 4500-CN-E and SM 4500-CN-E):**
No analytical problems were encountered.

**Coliform - 9221 Tests (SM 9221B and SM 9221F):**
No analytical problems were encountered.

**Ammonia and TKN- Semi-Automated Method (SM 4500-NH3-G):**

- Responses exceeding the instrument's linear range were observed for ammonia-N in the MS/MSD for batch 387757; affected data was qualified with "E".
- No other analytical problems were encountered.

**Organophosphorus Pesticides (EPA 8141A):**
Pace Laboratories in Bakersfield, CA performed the analysis (see sublab report section for certifications). Please see the Pace Laboratories case narrative.

**8151A Chlorinated Herbicides (EPA 8151A):**
McCampbell Analytical, Inc. in Pittsburg, CA performed the analysis (NELAP certified). Please see the McCampbell Analytical, Inc. case narrative.

**RSK-175 CO2 (RSK-175):**
McCampbell Analytical, Inc. in Pittsburg, CA performed the analysis (see sublab report section for certifications). Please see the McCampbell Analytical, Inc. case narrative.

**Dioxins & Furans (EPA 8290):**
Enthalpy - El Dorado Hills in El Dorado Hills, CA performed the analysis (see sublab report section for certifications). Please see the Enthalpy - El Dorado Hills case narrative.

**EPA 625.1 (EPA 625.1):**
Pace Analytical - Mt. Juliet in Mt. Juliet, TN performed the analysis (see sublab report section for certifications). Please see the Pace Analytical - Mt. Juliet case narrative.

# ENTHALPY ANALYTICAL

## Chain of Custody Record

Lab No:

Page: 1 of 3

**Turn Around Time (rush by advanced notice only)**

| Standard: | X | 5 Day: | | 3 Day: | |
|---|---|---|---|---|---|
| 2 Day: | | 1 Day: | | Custom TAT: | |


**Enthalpy Analytical - Orange**

931 W. Barkley Avenue, Orange, CA 92868

Phone 714-771-6900


**Matrix:** A = Air S = Soil/Solid W = Water DW = Drinking Wate SD = Sediment PP = Pure Product SEA = Sea Water SW = Swab T = Tissue WP = Wipe O = Other

**Preservatives:** 1 = $Na_2S_2O_3$ 2 = HCl 3 = $HNO_3$ 4 = $H_2SO_4$ 5 = NaOH 6 = Other

**Sample Receipt Temp:** 1/2/E 1.6/1.9 3.5/5.2 (lab use only)

| CUSTOMER INFORMATION | | PROJECT INFORMATION | |
|---|---|---|---|
| Company: | Chiquita Canyon, LLC | Name: | SW - Inlets |
| Report To: | Kate Logan | Number: | |
| Email: | kate.logan@wasteconnections.com | P.O. #: | |
| Address: | 29201 Henry Mayo Drive | Address: | 29201 Henry Mayo Drive |
| | Castaic, CA 91384 | | Castaic, CA 91384 |
| Phone: | 682-559-3880 | Global ID: | |
| Fax: | | Sampled By: | MT, CH |

| | Sample ID | Sampling Date | Sampling Time | Matrix | Container No. / Size | Pres. | 200.7/200.8 Metals (see comments) | 245.1 Mercury | 4500-CN-E Cyanide | 8081 Pesticides / 8082 PCBs | 8141 Organophosphorous Pesticides | 8151 Herbicides | 8260 VOCs | 8260 Acrolein/Acrylonitrile | 8270C | 8290 2,3,7,8-TCDD | Test Instructions / Comments |
|---|---|---|---|---|---|---|---|---|---|---|---|---|---|---|---|---|---|
| 1 | South Basin - Outlet | 11/15/25 | 1315 | W | 31 | 6,2,4,1 | X | X | X | X | X | X | X | X | X | X | Temp: 17.2°C, pH 7.18 |
| 2 | | | | | | | | | | | | | | | | | |
| 3 | | | | | | | | | | | | | | | | | |
| 4 | | | | | | | | | | | | | | | | | |
| 5 | | | | | | | | | | | | | | | | | |
| 6 | | | | | | | | | | | | | | | | | |
| 7 | | | | | | | | | | | | | | | | | |
| 8 | | | | | | | | | | | | | | | | | |
| 9 | | | | | | | | | | | | | | | | | |
| 10 | | | | | | | | | | | | | | | | | |

**Analysis Request**

**Test Instructions / Comments**

**200.8 - Ag, As, B, Ba, Be, Cd, Co, Cr, Cu, Ni, Mn, Pb, Sb, Se, Sn, Tl, V, Zn**
**200.7 - Fe, Ca, K, Mg, Na**

**Additional email recipients:**
**matt.breuer@wasteconnections.com**
**stormwater@wasteconnections.com**
**tmb@swteng.com**
**aav@swteng.com**

**Direct invoices to:**
**Maribel Bolanos**
**(661) 257-3665**

Login 546946

| | Signature | Print Name | Company / Title | Date / Time |
|---|---|---|---|---|
| [1] Relinquished By: | | Caleb Hercyk | CTEH | 11/15/25 1600 |
| [1] Received By: | | NTab | ENA | 11-15-25 1600 |
| [2] Relinquished By: | | | | |
| [2] Received By: | | | | |
| [3] Relinquished By: | | | | |
| [3] Received By: | | | | |

# ENTHALPY ANALYTICAL

## Chain of Custody Record

Lab No:

Page: 2 of 3

**Turn Around Time (rush by advanced notice only)**

| Standard: | X | 5 Day: | | 3 Day: | |
|---|---|---|---|---|---|
| 2 Day: | | 1 Day: | | Custom TAT: | |


**Enthalpy Analytical - Orange**

931 W. Barkley Avenue, Orange, CA 92868

Phone 714-771-6900


**Matrix:** A = Air S = Soil/Solid
W = Water DW = Drinking Wate SD = Sediment
PP = Pure Product SEA = Sea Water
SW = Swab T = Tissue WP = Wipe O = Other

**Preservatives:**
1 = $Na_2S_2O_3$ 2 = HCl 3 = $HNO_3$
4 = $H_2SO_4$ 5 = NaOH 6 = Other

**Sample Receipt Temp:**

(lab use only)

| CUSTOMER INFORMATION | | PROJECT INFORMATION | |
|---|---|---|---|
| Company: | Chiquita Canyon, LLC | Name: | SW - Inlets |
| Report To: | Kate Logan | Number: | |
| Email: | kate.logan@wasteconnections.com | P.O. #: | |
| Address: | 29201 Henry Mayo Drive | Address: | 29201 Henry Mayo Drive |
| | Castaic, CA 91384 | | Castaic, CA 91384 |
| Phone: | 682-559-3880 | Global ID: | |
| Fax: | | Sampled By: | MT, CH |

| | Sample ID | Sampling Date | Sampling Time | Matrix | Container No. / Size | Pres. | SM4500-S2-D Total Sulfide | 420.1 Total Phenolics | 1664A Oil and Grease | 9221B Tota Coliform | 9221F E. Coli | 300.0 Cl, Br, Fl, NO3, NO2, SO4 | 2540D TSS | 5310B TOC | 8270 SIM 1,4-Dioxane | SM2320B Alkalinity | Test Instructions / Comments |
|---|---|---|---|---|---|---|---|---|---|---|---|---|---|---|---|---|---|
| 1 | South Basin - Outlet | 11/15/25 | 1315 | W | 31 | 6,2,4,1 | X | X | X | X | X | X | X | X | X | X | Temp: 17.2°C, pH 7.18 |
| 2 | | | | | | | | | | | | | | | | | |
| 3 | | | | | | | | | | | | | | | | | |
| 4 | | | | | | | | | | | | | | | | | |
| 5 | | | | | | | | | | | | | | | | | |
| 6 | | | | | | | | | | | | | | | | | |
| 7 | | | | | | | | | | | | | | | | | |
| 8 | | | | | | | | | | | | | | | | | |
| 9 | | | | | | | | | | | | | | | | | |
| 10 | | | | | | | | | | | | | | | | | |

**Analysis Request**

**Test Instructions / Comments**

**Additional email recipients:**
**matt.breuer@wasteconnections.com**
**stormwater@wasteconnections.com**
**tmb@swteng.com**
**aav@swteng.com**

**Direct invoices to:**
**Maribel Bolanos**
**(661) 257-3665**

| | Signature | Print Name | Company / Title | Date / Time |
|---|---|---|---|---|
| [1] Relinquished By: | | Colby Hercyk | CTEH | 11/15/25 1600 |
| [1] Received By: | | | EA | 11-15-25 1600 |
| [2] Relinquished By: | | | | |
| [2] Received By: | | | | |
| [3] Relinquished By: | | | | |
| [3] Received By: | | | | |

# ENTHALPY ANALYTICAL

## Chain of Custody Record

Lab No:

Page: 3 of 3

**Turn Around Time (rush by advanced notice only)**

| Standard: | X | 5 Day: | | 3 Day: | |
|---|---|---|---|---|---|
| 2 Day: | | 1 Day: | | Custom TAT: | |


**Enthalpy Analytical - Orange**

931 W. Barkley Avenue, Orange, CA 92868

Phone 714-771-6900


**Matrix:** A = Air S = Soil/Solid
W = Water DW = Drinking Wate SD = Sediment
PP = Pure Product SEA = Sea Water
SW = Swab T = Tissue WP = Wipe O = Other

**Preservatives:**
1 = $Na_2S_2O_3$ 2 = HCl 3 = $HNO_3$
4 = $H_2SO_4$ 5 = NaOH 6 = Other

**Sample Receipt Temp:**

(lab use only)

| CUSTOMER INFORMATION | | PROJECT INFORMATION | |
|---|---|---|---|
| Company: | Chiquita Canyon, LLC | Name: | SW - Inlets |
| Report To: | Kate Logan | Number: | |
| Email: | kate.logan@wasteconnections.com | P.O. #: | |
| Address: | 29201 Henry Mayo Drive | Address: | 29201 Henry Mayo Drive |
| | Castaic, CA 91384 | | Castaic, CA 91384 |
| Phone: | 682-559-3880 | Global ID: | |
| Fax: | | Sampled By: | MT, CH |

| | Sample ID | Sampling Date | Sampling Time | Matrix | Container No. / Size | Pres. | SM5220D Chemical Oxygen Demand | SM2510B Specific Conductance | RSK-175 Carbon Dioxide | 2540E TDS | SM2130B Turbidity | 350.1 Ammonia | 625.1 - See Comments | 625.1 Alpha-Terpineol | SM5210B BOD | | Test Instructions / Comments |
|---|---|---|---|---|---|---|---|---|---|---|---|---|---|---|---|---|---|
| 1 | South Basin - Outlet | 11/15/25 | 1315 | W | 31 | 6,2,4,1 | X | X | X | X | X | X | X | X | X | | Temp: 17.2°C, pH 7.18 |
| 2 | | | | | | | | | | | | | | | | | |
| 3 | | | | | | | | | | | | | | | | | |
| 4 | | | | | | | | | | | | | | | | | |
| 5 | | | | | | | | | | | | | | | | | |
| 6 | | | | | | | | | | | | | | | | | |
| 7 | | | | | | | | | | | | | | | | | |
| 8 | | | | | | | | | | | | | | | | | |
| 9 | | | | | | | | | | | | | | | | | |
| 10 | | | | | | | | | | | | | | | | | |

**Analysis Request**

**Test Instructions / Comments**

**625.1 - Benzoic Acid, Pyridine, Phenol, 2-methylphenol, 3,4-methylphenol, Cresol, Naphthalene, alpha-terpineol**

**Additional email recipients:**
**matt.breuer@wasteconnections.com**
**stormwater@wasteconnections.com**
**tmb@swteng.com**
**aav@swteng.com**

**Direct invoices to:**
**Maribel Bolanos**
**(661) 257-3665**

| | Signature | Print Name | Company / Title | Date / Time |
|---|---|---|---|---|
| [1] Relinquished By: | | Caleb Hevron | CTEH | 11/15/25 1600 |
| [1] Received By: | | Matt | EA | 11-15-25 1600 |
| [2] Relinquished By: | | | | |
| [2] Received By: | | | | |
| [3] Relinquished By: | | | | |
| [3] Received By: | | | | |

# SAMPLE RECEIPT CHECKLIST

**Section 1: General Info**
Date Received: 11-15-25 WO# 546946 Client: Chiquita

**Section 2: Shipping / Custody** **Are custody seals present?** ☐ Yes ☒ No
Custody seals intact on arrival? ☒ N/A ☐ Yes ☐ No ☐ On cooler / box ☐ On samples
☐ Courier ☒ Walk-In ☐ Field Sampling ☐ Shipping Info: _____

**Section 3a: Condition / Packaging** ☐ **Outside 0.0 - 6.0°C (0.0 - 10.0°C for microbiology) (PM notified)**
Date Opened 11-15-25 By (initials) NB Type of ice used: ☒ Wet ☒ Blue/Gel ☐ None
☐ Samples received on ice directly from the field; cooling process had begun. (if checked, skip temperatures)
☐ Sample matrix doesn't require cooling (e.g. air, bulk PCB). (if checked, skip temperatures)
If no cooler: Observed/Adjusted Temp (°C): _____ / _____ Thermometer/IR Gun: IR18 CF: 0.3
Cooler Temp (°C) #1: 1.6 / 1.9 #2: 5.5 / 5.8 #3: ____/____ #4: ____/____ #5: ____/____ #6: ____/____

**Section 3b: Microbiology Samples** ☒ **No microbiology samples submitted (skip 3b)**
☐ Within temp range 0.0 - 10.0°C or received on ice directly from field.
☐ Adequate headspace for microbiology analysis.

**Section 3c: Air Samples** ☒ **No air samples submitted (skip 3c)**
☐ 1.4L Canisters ☐ 6L Canisters ☐ Tedlar Bags ☐ MCE Cassettes ☐ Sorbent Tubes ☐ Other _____

| Section 4: Containers / Labels / Samples | YES | NO | N/A |
|---|---|---|---|
| 1) Were custody papers present, filled properly, and legible? | X | | |
| 2) Is the sampler's name present on the CoC? | X | | |
| 3) Were containers received in good condition (unbroken / unopened / uncompromised)? | X | | |
| 4) Were the samples bagged? (required for microbiology samples; recommended for soil samples) | | | X |
| 5) Were all of, and only, the correct samples received? | X | | |
| 6) Are sample labels present, legible, and in agreement with the CoC? | X | | |
| 7) Does the container count match the CoC? | X | | |
| 8) Was sufficient sample volume / mass received for the analyses requested? | X | | |
| 9) Were samples received in proper containers for the analyses requested? | X | | |
| 10) Were samples received with > 1/2 holding time remaining? | X | | |
| 11) Are samples properly preserved as indicated by CoC / labels? | X | | |
| 12) Unpreserved VOAs received - If necessary, was the hold time changed in LIMS? | | | X |
| 13) Are VOA vials free from headspace/bubbles > 6mm? | X | | |

**Section 5: Explanations / Comments**
(If no comments are made, then no discrepancies noted.)

☐ **No additional discrepancies**

**Date Logged** 11-15-25 **By (print)** N/A **(sign)**
**Date Labeled** 11-15-25 **By (print)** N/A **(sign)**

Outlook

## [External] - Project 546946 Modification

**From** Matt Breuer <Matthew.Breuer@WasteConnections.com>
**Date** Tue 11/18/2025 3:41 PM
**To** Zachary Barker <Zach.barker@enthalpy.com>

EXTERNAL EMAIL - This email was sent by a person from outside your organization. Exercise caution when clicking links, opening attachments or taking further action, before validating its authenticity.

Hi Zach,

Can you please make the following modifications to 546946:

- Add phosphorus analysis under 4500-P-B5-E or a similar analytical method.
- Update the sample ID to "South" in place of "South Basin- Outlet".

Thank you,

**Matt Breuer, PE**
Region Environmental Manager
Waste Connections - Western Region
425-414-2903 (mobile)

CONFIDENTIALITY NOTICE: The contents of this email message and any attachments are intended solely for the addressee(s) and may contain confidential, proprietary and/or privileged information and may be legally protected from disclosure. If you are not the intended recipient of this message or their agent, or if this message has been addressed to you in error, please immediately alert the sender by reply email and then delete this message and any attachments and the reply from your system. If you are not the intended recipient, you are hereby notified that any disclosure, use, dissemination, copying, or storage of this message or its attachments is strictly prohibited.

ENTHALPY ANALYTICAL

# Analysis Results for 546946

Kate Logan
Waste Connections
Chiquita Canyon Landfill
29201 Henry Mayo Drive
Castaic, CA 91384

Lab Job #: 546946
Project No: CCLF STORMWATER
Location: Chiquita Canyon Stormwater
Date Received: 11/15/25

**Sample ID: SOUTH** **Lab ID: 546946-001** **Collected: 11/15/25 13:15**
**Matrix: Water**

| 546946-001 Analyte | Result | Qual | Units | RL | MDL | DF | Batch | Prepared | Analyzed | Chemist |
|---|---|---|---|---|---|---|---|---|---|---|
| Method: EPA 1664A<br>Prep Method: METHOD | | | | | | | | | | |
| Total Oil and Grease | ND | | mg/L | 4.9 | 0.95 | 0.98 | 388388 | 11/25/25 | 11/25/25 | JAG |
| Method: EPA 200.7<br>Prep Method: EPA 3015A | | | | | | | | | | |
| Calcium | **51** | | mg/L | 1.0 | 0.46 | 1 | 387746 | 11/18/25 | 11/18/25 | CAP |
| Iron | **12** | | mg/L | 0.10 | 0.055 | 1 | 387746 | 11/18/25 | 11/18/25 | CAP |
| Magnesium | **8.6** | | mg/L | 0.10 | 0.051 | 1 | 387746 | 11/18/25 | 11/18/25 | CAP |
| Potassium | **9.6** | | mg/L | 0.50 | 0.50 | 1 | 387746 | 11/18/25 | 11/18/25 | CAP |
| Sodium | **39** | | mg/L | 0.60 | 0.38 | 1 | 387746 | 11/18/25 | 11/18/25 | CAP |
| Method: EPA 200.8<br>Prep Method: EPA 3015A | | | | | | | | | | |
| Antimony | ND | | ug/L | 2.0 | 1.0 | 1 | 387675 | 11/17/25 | 11/19/25 | KAM |
| Arsenic | **5.8** | | ug/L | 2.0 | 0.27 | 1 | 387675 | 11/17/25 | 11/19/25 | KAM |
| Barium | **89** | | ug/L | 5.0 | 0.44 | 1 | 387675 | 11/17/25 | 11/19/25 | KAM |
| Beryllium | **0.31** | J | ug/L | 1.0 | 0.083 | 1 | 387675 | 11/17/25 | 11/19/25 | KAM |
| Boron | **120** | | ug/L | 100 | 57 | 10 | 387675 | 11/17/25 | 11/21/25 | KAM |
| Cadmium | ND | | ug/L | 1.0 | 0.26 | 1 | 387675 | 11/17/25 | 11/19/25 | KAM |
| Chromium | **11** | | ug/L | 5.0 | 0.40 | 1 | 387675 | 11/17/25 | 11/19/25 | KAM |
| Cobalt | **3.9** | | ug/L | 1.0 | 0.13 | 1 | 387675 | 11/17/25 | 11/19/25 | KAM |
| Copper | **16** | | ug/L | 5.0 | 1.4 | 1 | 387675 | 11/17/25 | 11/19/25 | KAM |
| Lead | **9.1** | | ug/L | 5.0 | 0.23 | 1 | 387675 | 11/17/25 | 11/19/25 | KAM |
| Manganese | **140** | | ug/L | 10 | 4.5 | 1 | 387675 | 11/17/25 | 11/19/25 | KAM |
| Nickel | **8.4** | | ug/L | 5.0 | 0.89 | 1 | 387675 | 11/17/25 | 11/19/25 | KAM |
| Selenium | **2.0** | J | ug/L | 4.0 | 1.8 | 1 | 387675 | 11/17/25 | 11/19/25 | KAM |
| Silver | ND | | ug/L | 5.0 | 0.36 | 1 | 387675 | 11/17/25 | 11/19/25 | KAM |
| Thallium | ND | | ug/L | 1.0 | 0.15 | 1 | 387675 | 11/17/25 | 11/19/25 | KAM |
| Tin | ND | | ug/L | 5.0 | 1.5 | 1 | 387675 | 11/17/25 | 11/19/25 | KAM |
| Vanadium | **21** | | ug/L | 5.0 | 0.36 | 1 | 387675 | 11/17/25 | 11/19/25 | KAM |
| Zinc | **83** | | ug/L | 10 | 7.4 | 1 | 387675 | 11/17/25 | 11/19/25 | KAM |
| Method: EPA 245.1<br>Prep Method: EPA 245.1 | | | | | | | | | | |
| Mercury | **0.064** | J | ug/L | 0.40 | 0.032 | 1 | 387627 | 11/17/25 | 11/17/25 | MLL |
| Method: EPA 300.0<br>Prep Method: METHOD | | | | | | | | | | |
| Fluoride | **0.19** | J | mg/L | 0.20 | 0.059 | 1 | 387492 | 11/15/25 16:30 | 11/16/25 06:53 | AJL |
| Chloride | **21** | | mg/L | 1.0 | 0.26 | 1 | 387492 | 11/15/25 16:30 | 11/16/25 06:53 | AJL |
| Nitrogen, Nitrite | **0.04** | J | mg/L | 0.10 | 0.02 | 1 | 387492 | 11/15/25 16:30 | 11/16/25 06:53 | AJL |



Results for any subcontracted analyses are not included in this section.

ENTHALPY ANALYTICAL

# Analysis Results for 546946

| 546946-001 Analyte | Result | Qual | Units | RL | MDL | DF | Batch | Prepared | Analyzed | Chemist |
|---|---|---|---|---|---|---|---|---|---|---|
| Bromide | **0.064** | J | mg/L | 0.30 | 0.061 | 1 | 387492 | 11/15/25 16:30 | 11/16/25 06:53 | AJL |
| Nitrogen, Nitrate | **1.5** | | mg/L | 0.10 | 0.05 | 1 | 387492 | 11/15/25 16:30 | 11/16/25 06:53 | AJL |
| Sulfate | **120** | | mg/L | 10 | 1.8 | 10 | 387492 | 11/15/25 16:30 | 11/16/25 07:12 | AJL |
| Method: EPA 350.1<br>Prep Method: METHOD | | | | | | | | | | |
| Ammonia-N | **0.12** | | mg/L | 0.10 | 0.050 | 1 | 387757 | 11/20/25 | 11/21/25 | JAK |
| Method: EPA 420.1<br>Prep Method: METHOD | | | | | | | | | | |
| Total Phenolics | ND | | mg/L | 0.010 | 0.0065 | 1 | 388582 | 11/26/25 | 11/26/25 | LVL |
| Method: EPA 625.1<br>Prep Method: EPA 3510C | | | | | | | | | | |
| Pyridine | ND | | ug/L | 9.4 | 2.7 | 0.94 | 387643 | 11/17/25 | 11/18/25 | TJW |
| Phenol | ND | | ug/L | 9.4 | 2.0 | 0.94 | 387643 | 11/17/25 | 11/18/25 | TJW |
| 2-Methylphenol | ND | | ug/L | 9.4 | 3.1 | 0.94 | 387643 | 11/17/25 | 11/18/25 | TJW |
| 3-,4-Methylphenol | ND | | ug/L | 9.4 | 2.8 | 0.94 | 387643 | 11/17/25 | 11/18/25 | TJW |
| Benzoic acid | ND | | ug/L | 47 | 10 | 0.94 | 387643 | 11/17/25 | 11/18/25 | TJW |
| Naphthalene | ND | | ug/L | 9.4 | 3.4 | 0.94 | 387643 | 11/17/25 | 11/18/25 | TJW |
| Cresol | ND | | ug/L | 9.4 | | 0.94 | 387643 | 11/17/25 | 11/18/25 | TJW |
| Method: EPA 8081A<br>Prep Method: EPA 3510C | | | | | | | | | | |
| alpha-BHC | ND | | ug/L | 0.05 | 0.02 | 0.94 | 387596 | 11/16/25 | 11/25/25 | XLY |
| beta-BHC | ND | | ug/L | 0.05 | 0.02 | 0.94 | 387596 | 11/16/25 | 11/25/25 | XLY |
| gamma-BHC | ND | | ug/L | 0.05 | 0.02 | 0.94 | 387596 | 11/16/25 | 11/25/25 | XLY |
| delta-BHC | ND | | ug/L | 0.05 | 0.02 | 0.94 | 387596 | 11/16/25 | 11/25/25 | XLY |
| Heptachlor | ND | | ug/L | 0.05 | 0.01 | 0.94 | 387596 | 11/16/25 | 11/25/25 | XLY |
| Aldrin | ND | | ug/L | 0.05 | 0.02 | 0.94 | 387596 | 11/16/25 | 11/25/25 | XLY |
| Heptachlor epoxide | ND | | ug/L | 0.05 | 0.02 | 0.94 | 387596 | 11/16/25 | 11/25/25 | XLY |
| Endosulfan I | ND | | ug/L | 0.05 | 0.02 | 0.94 | 387596 | 11/16/25 | 11/25/25 | XLY |
| Dieldrin | ND | | ug/L | 0.09 | 0.01 | 0.94 | 387596 | 11/16/25 | 11/25/25 | XLY |
| 4,4'-DDE | ND | | ug/L | 0.09 | 0.02 | 0.94 | 387596 | 11/16/25 | 11/25/25 | XLY |
| Endrin | ND | | ug/L | 0.09 | 0.02 | 0.94 | 387596 | 11/16/25 | 11/25/25 | XLY |
| Endosulfan II | ND | | ug/L | 0.09 | 0.02 | 0.94 | 387596 | 11/16/25 | 11/25/25 | XLY |
| Endosulfan sulfate | ND | | ug/L | 0.09 | 0.02 | 0.94 | 387596 | 11/16/25 | 11/25/25 | XLY |
| 4,4'-DDD | ND | | ug/L | 0.09 | 0.02 | 0.94 | 387596 | 11/16/25 | 11/25/25 | XLY |
| Endrin aldehyde | ND | | ug/L | 0.09 | 0.02 | 0.94 | 387596 | 11/16/25 | 11/25/25 | XLY |
| Endrin ketone | ND | | ug/L | 0.09 | 0.02 | 0.94 | 387596 | 11/16/25 | 11/25/25 | XLY |
| 4,4'-DDT | ND | | ug/L | 0.09 | 0.03 | 0.94 | 387596 | 11/16/25 | 11/25/25 | XLY |
| Methoxychlor | ND | | ug/L | 0.09 | 0.06 | 0.94 | 387596 | 11/16/25 | 11/25/25 | XLY |
| Toxaphene | ND | | ug/L | 1.9 | 0.8 | 0.94 | 387596 | 11/16/25 | 11/25/25 | XLY |
| Chlordane (Technical) | ND | | ug/L | 0.9 | 0.2 | 0.94 | 387596 | 11/16/25 | 11/25/25 | XLY |
| **Surrogates** | | | | **Limits** | | | | | | |
| TCMX | 88% | | %REC | 29-120 | | 0.94 | 387596 | 11/16/25 | 11/25/25 | XLY |
| Decachlorobiphenyl | 86% | | %REC | 33-132 | | 0.94 | 387596 | 11/16/25 | 11/25/25 | XLY |
| Method: EPA 8082<br>Prep Method: EPA 3510C | | | | | | | | | | |
| Aroclor-1016 | ND | | ug/L | 0.47 | 0.28 | 0.94 | 387596 | 11/16/25 | 11/25/25 | XLY |
| Aroclor-1221 | ND | | ug/L | 0.47 | 0.33 | 0.94 | 387596 | 11/16/25 | 11/25/25 | XLY |
| Aroclor-1232 | ND | | ug/L | 0.47 | 0.30 | 0.94 | 387596 | 11/16/25 | 11/25/25 | XLY |
| Aroclor-1242 | ND | | ug/L | 0.47 | 0.39 | 0.94 | 387596 | 11/16/25 | 11/25/25 | XLY |



Results for any subcontracted analyses are not included in this section.

ENTHALPY ANALYTICAL

# Analysis Results for 546946

| 546946-001 Analyte | Result | Qual | Units | RL | MDL | DF | Batch | Prepared | Analyzed | Chemist |
|---|---|---|---|---|---|---|---|---|---|---|
| Aroclor-1248 | ND | | ug/L | 0.47 | 0.22 | 0.94 | 387596 | 11/16/25 | 11/25/25 | XLY |
| Aroclor-1254 | ND | | ug/L | 0.47 | 0.33 | 0.94 | 387596 | 11/16/25 | 11/25/25 | XLY |
| Aroclor-1260 | ND | | ug/L | 0.47 | 0.31 | 0.94 | 387596 | 11/16/25 | 11/25/25 | XLY |
| Aroclor-1262 | ND | | ug/L | 0.47 | 0.38 | 0.94 | 387596 | 11/16/25 | 11/25/25 | XLY |
| Aroclor-1268 | ND | | ug/L | 0.47 | 0.33 | 0.94 | 387596 | 11/16/25 | 11/25/25 | XLY |
| **Surrogates** | | | | **Limits** | | | | | | |
| Decachlorobiphenyl (PCB) | 75% | | %REC | 28-138 | | 0.94 | 387596 | 11/16/25 | 11/25/25 | XLY |
| Method: EPA 8260B<br>Prep Method: EPA 5030B | | | | | | | | | | |
| Carbon Disulfide | ND | | ug/L | 5.0 | 0.1 | 1 | 387728 | 11/18/25 | 11/18/25 | HMN |
| Chloroprene | ND | | ug/L | 200 | 2.7 | 1 | 387728 | 11/18/25 | 11/18/25 | HMN |
| 3-Chloropropene | ND | | ug/L | 5.0 | 0.2 | 1 | 387728 | 11/18/25 | 11/18/25 | HMN |
| Ethyl methacrylate | ND | | ug/L | 50 | 3.9 | 1 | 387728 | 11/18/25 | 11/18/25 | HMN |
| Ethanol | ND | | ug/L | 500 | 160 | 1 | 387728 | 11/18/25 | 11/18/25 | HMN |
| 2-Hexanone | ND | | ug/L | 5.0 | 1.3 | 1 | 387728 | 11/18/25 | 11/18/25 | HMN |
| Isopropanol (IPA) | ND | | ug/L | 200 | 96 | 1 | 387728 | 11/18/25 | 11/18/25 | HMN |
| Methyl acrylonitrile | ND | | ug/L | 35 | 4.2 | 1 | 387728 | 11/18/25 | 11/18/25 | HMN |
| Vinyl Acetate | ND | | ug/L | 50 | 3.2 | 1 | 387728 | 11/18/25 | 11/18/25 | HMN |
| Acrolein | ND | | ug/L | 200 | 2.6 | 1 | 387728 | 11/18/25 | 11/18/25 | HMN |
| Acrylonitrile | ND | | ug/L | 10 | 0.7 | 1 | 387728 | 11/18/25 | 11/18/25 | HMN |
| Freon 12 | ND | | ug/L | 5.0 | 0.2 | 1 | 387728 | 11/18/25 | 11/18/25 | HMN |
| Chloromethane | ND | | ug/L | 5.0 | 0.09 | 1 | 387728 | 11/18/25 | 11/18/25 | HMN |
| Vinyl Chloride | ND | | ug/L | 5.0 | 0.1 | 1 | 387728 | 11/18/25 | 11/18/25 | HMN |
| Bromomethane | ND | | ug/L | 5.0 | 0.1 | 1 | 387728 | 11/18/25 | 11/18/25 | HMN |
| Chloroethane | ND | | ug/L | 5.0 | 0.1 | 1 | 387728 | 11/18/25 | 11/18/25 | HMN |
| Trichlorofluoromethane | ND | | ug/L | 5.0 | 0.1 | 1 | 387728 | 11/18/25 | 11/18/25 | HMN |
| Iodomethane | ND | | ug/L | 5.0 | | 1 | 387728 | 11/18/25 | 11/18/25 | HMN |
| Acetone | ND | | ug/L | 100 | 14 | 1 | 387728 | 11/18/25 | 11/18/25 | HMN |
| Freon 113 | ND | | ug/L | 5.0 | 0.1 | 1 | 387728 | 11/18/25 | 11/18/25 | HMN |
| 1,1-Dichloroethene | ND | | ug/L | 5.0 | 0.1 | 1 | 387728 | 11/18/25 | 11/18/25 | HMN |
| Methylene Chloride | ND | | ug/L | 10 | 0.2 | 1 | 387728 | 11/18/25 | 11/18/25 | HMN |
| MTBE | ND | | ug/L | 5.0 | 0.1 | 1 | 387728 | 11/18/25 | 11/18/25 | HMN |
| trans-1,2-Dichloroethene | ND | | ug/L | 5.0 | 0.1 | 1 | 387728 | 11/18/25 | 11/18/25 | HMN |
| 1,1-Dichloroethane | ND | | ug/L | 5.0 | 0.09 | 1 | 387728 | 11/18/25 | 11/18/25 | HMN |
| 2-Butanone | **3.3** | J | ug/L | 10 | 1.3 | 1 | 387728 | 11/18/25 | 11/18/25 | HMN |
| cis-1,2-Dichloroethene | ND | | ug/L | 5.0 | 0.1 | 1 | 387728 | 11/18/25 | 11/18/25 | HMN |
| 2,2-Dichloropropane | ND | | ug/L | 5.0 | 0.2 | 1 | 387728 | 11/18/25 | 11/18/25 | HMN |
| Chloroform | ND | | ug/L | 5.0 | 0.08 | 1 | 387728 | 11/18/25 | 11/18/25 | HMN |
| Bromochloromethane | ND | | ug/L | 5.0 | 0.1 | 1 | 387728 | 11/18/25 | 11/18/25 | HMN |
| 1,1,1-Trichloroethane | ND | | ug/L | 5.0 | 0.1 | 1 | 387728 | 11/18/25 | 11/18/25 | HMN |
| 1,1-Dichloropropene | ND | | ug/L | 5.0 | 0.1 | 1 | 387728 | 11/18/25 | 11/18/25 | HMN |
| Carbon Tetrachloride | ND | | ug/L | 5.0 | 0.1 | 1 | 387728 | 11/18/25 | 11/18/25 | HMN |
| 1,2-Dichloroethane | ND | | ug/L | 5.0 | 0.2 | 1 | 387728 | 11/18/25 | 11/18/25 | HMN |
| Benzene | ND | | ug/L | 1.0 | 0.1 | 1 | 387728 | 11/18/25 | 11/18/25 | HMN |
| Trichloroethene | ND | | ug/L | 5.0 | 0.1 | 1 | 387728 | 11/18/25 | 11/18/25 | HMN |
| 1,2-Dichloropropane | ND | | ug/L | 5.0 | 0.09 | 1 | 387728 | 11/18/25 | 11/18/25 | HMN |
| Bromodichloromethane | ND | | ug/L | 5.0 | 0.07 | 1 | 387728 | 11/18/25 | 11/18/25 | HMN |
| Dibromomethane | ND | | ug/L | 5.0 | 0.1 | 1 | 387728 | 11/18/25 | 11/18/25 | HMN |
| 4-Methyl-2-Pentanone | ND | | ug/L | 5.0 | 1.0 | 1 | 387728 | 11/18/25 | 11/18/25 | HMN |
| cis-1,3-Dichloropropene | ND | | ug/L | 5.0 | 0.1 | 1 | 387728 | 11/18/25 | 11/18/25 | HMN |
| Toluene | ND | | ug/L | 5.0 | 0.1 | 1 | 387728 | 11/18/25 | 11/18/25 | HMN |
| trans-1,3-Dichloropropene | ND | | ug/L | 5.0 | 0.09 | 1 | 387728 | 11/18/25 | 11/18/25 | HMN |



Results for any subcontracted analyses are not included in this section.

ENTHALPY ANALYTICAL

# Analysis Results for 546946

| 546946-001 Analyte | Result | Qual | Units | RL | MDL | DF | Batch | Prepared | Analyzed | Chemist |
|---|---|---|---|---|---|---|---|---|---|---|
| 1,1,2-Trichloroethane | ND | | ug/L | 5.0 | 0.1 | 1 | 387728 | 11/18/25 | 11/18/25 | HMN |
| 1,3-Dichloropropane | ND | | ug/L | 5.0 | 0.07 | 1 | 387728 | 11/18/25 | 11/18/25 | HMN |
| Tetrachloroethene | ND | | ug/L | 5.0 | 0.2 | 1 | 387728 | 11/18/25 | 11/18/25 | HMN |
| Dibromochloromethane | ND | | ug/L | 5.0 | 0.1 | 1 | 387728 | 11/18/25 | 11/18/25 | HMN |
| 1,2-Dibromoethane | ND | | ug/L | 5.0 | 0.1 | 1 | 387728 | 11/18/25 | 11/18/25 | HMN |
| Chlorobenzene | ND | | ug/L | 5.0 | 0.1 | 1 | 387728 | 11/18/25 | 11/18/25 | HMN |
| 1,1,1,2-Tetrachloroethane | ND | | ug/L | 5.0 | 0.07 | 1 | 387728 | 11/18/25 | 11/18/25 | HMN |
| Ethylbenzene | ND | | ug/L | 5.0 | 0.1 | 1 | 387728 | 11/18/25 | 11/18/25 | HMN |
| m,p-Xylenes | ND | | ug/L | 5.0 | 0.2 | 1 | 387728 | 11/18/25 | 11/18/25 | HMN |
| o-Xylene | ND | | ug/L | 5.0 | 0.1 | 1 | 387728 | 11/18/25 | 11/18/25 | HMN |
| Styrene | ND | | ug/L | 5.0 | 0.1 | 1 | 387728 | 11/18/25 | 11/18/25 | HMN |
| Bromoform | ND | | ug/L | 5.0 | 0.06 | 1 | 387728 | 11/18/25 | 11/18/25 | HMN |
| Isopropylbenzene | ND | | ug/L | 5.0 | 0.1 | 1 | 387728 | 11/18/25 | 11/18/25 | HMN |
| 1,1,2,2-Tetrachloroethane | ND | | ug/L | 5.0 | 0.1 | 1 | 387728 | 11/18/25 | 11/18/25 | HMN |
| 1,2,3-Trichloropropane | ND | | ug/L | 5.0 | 0.3 | 1 | 387728 | 11/18/25 | 11/18/25 | HMN |
| Propylbenzene | ND | | ug/L | 5.0 | 0.1 | 1 | 387728 | 11/18/25 | 11/18/25 | HMN |
| Bromobenzene | ND | | ug/L | 5.0 | 0.1 | 1 | 387728 | 11/18/25 | 11/18/25 | HMN |
| 1,3,5-Trimethylbenzene | ND | | ug/L | 5.0 | 0.1 | 1 | 387728 | 11/18/25 | 11/18/25 | HMN |
| 2-Chlorotoluene | ND | | ug/L | 5.0 | 0.1 | 1 | 387728 | 11/18/25 | 11/18/25 | HMN |
| 4-Chlorotoluene | ND | | ug/L | 5.0 | 0.2 | 1 | 387728 | 11/18/25 | 11/18/25 | HMN |
| tert-Butylbenzene | ND | | ug/L | 5.0 | 0.1 | 1 | 387728 | 11/18/25 | 11/18/25 | HMN |
| 1,2,4-Trimethylbenzene | ND | | ug/L | 5.0 | 0.1 | 1 | 387728 | 11/18/25 | 11/18/25 | HMN |
| sec-Butylbenzene | ND | | ug/L | 5.0 | 0.2 | 1 | 387728 | 11/18/25 | 11/18/25 | HMN |
| para-Isopropyl Toluene | ND | | ug/L | 5.0 | 0.2 | 1 | 387728 | 11/18/25 | 11/18/25 | HMN |
| 1,3-Dichlorobenzene | ND | | ug/L | 5.0 | 0.1 | 1 | 387728 | 11/18/25 | 11/18/25 | HMN |
| 1,4-Dichlorobenzene | ND | | ug/L | 5.0 | 0.2 | 1 | 387728 | 11/18/25 | 11/18/25 | HMN |
| n-Butylbenzene | ND | | ug/L | 5.0 | 0.1 | 1 | 387728 | 11/18/25 | 11/18/25 | HMN |
| 1,2-Dichlorobenzene | ND | | ug/L | 5.0 | 0.1 | 1 | 387728 | 11/18/25 | 11/18/25 | HMN |
| 1,2-Dibromo-3-Chloropropane | ND | | ug/L | 5.0 | 0.6 | 1 | 387728 | 11/18/25 | 11/18/25 | HMN |
| 1,2,4-Trichlorobenzene | ND | | ug/L | 5.0 | 0.3 | 1 | 387728 | 11/18/25 | 11/18/25 | HMN |
| Hexachlorobutadiene | ND | | ug/L | 5.0 | 0.3 | 1 | 387728 | 11/18/25 | 11/18/25 | HMN |
| 1,2,3-Trichlorobenzene | ND | | ug/L | 5.0 | 0.3 | 1 | 387728 | 11/18/25 | 11/18/25 | HMN |
| cis-1,4-Dichloro-2-butene | ND | | ug/L | 5.0 | 0.3 | 1 | 387728 | 11/18/25 | 11/18/25 | HMN |
| trans-1,4-Dichloro-2-butene | ND | | ug/L | 5.0 | 0.3 | 1 | 387728 | 11/18/25 | 11/18/25 | HMN |
| Xylene (total) | ND | | ug/L | 5.0 | | 1 | 387728 | 11/18/25 | 11/18/25 | HMN |
| **Surrogates** | | | | **Limits** | | | | | | |
| Dibromofluoromethane | 111% | | %REC | 70-130 | | 1 | 387728 | 11/18/25 | 11/18/25 | HMN |
| 1,2-Dichloroethane-d4 | 100% | | %REC | 70-130 | | 1 | 387728 | 11/18/25 | 11/18/25 | HMN |
| Toluene-d8 | 100% | | %REC | 70-130 | | 1 | 387728 | 11/18/25 | 11/18/25 | HMN |
| Bromofluorobenzene | 103% | | %REC | 70-130 | | 1 | 387728 | 11/18/25 | 11/18/25 | HMN |
| Method: EPA 8270C-SIM<br>Prep Method: EPA 3535 | | | | | | | | | | |
| 1,4-Dioxane | ND | | ug/L | 1.0 | 0.87 | 1 | 387578 | 11/16/25 | 11/18/25 | ZFA |
| **Surrogates** | | | | **Limits** | | | | | | |
| 1,4-Dioxane-d8 (SUR) | 102% | | %REC | 80-120 | | 1 | 387578 | 11/16/25 | 11/18/25 | ZFA |
| Method: EPA 8270C<br>Prep Method: EPA 3510C | | | | | | | | | | |
| Carbazole | ND | | ug/L | 9.4 | 2.6 | 0.94 | 387643 | 11/17/25 | 11/18/25 | TJW |
| N-Nitrosodimethylamine | ND | | ug/L | 9.4 | 2.7 | 0.94 | 387643 | 11/17/25 | 11/18/25 | TJW |
| Aniline | ND | | ug/L | 9.4 | 2.7 | 0.94 | 387643 | 11/17/25 | 11/18/25 | TJW |



Results for any subcontracted analyses are not included in this section.

ENTHALPY ANALYTICAL

# Analysis Results for 546946

| 546946-001 Analyte | Result | Qual | Units | RL | MDL | DF | Batch | Prepared | Analyzed | Chemist |
|---|---|---|---|---|---|---|---|---|---|---|
| bis(2-Chloroethyl)ether | ND | | ug/L | 24 | 3.5 | 0.94 | 387643 | 11/17/25 | 11/18/25 | TJW |
| 2-Chlorophenol | ND | | ug/L | 9.4 | 3.4 | 0.94 | 387643 | 11/17/25 | 11/18/25 | TJW |
| 1,3-Dichlorobenzene | ND | | ug/L | 9.4 | 3.1 | 0.94 | 387643 | 11/17/25 | 11/18/25 | TJW |
| 1,4-Dichlorobenzene | ND | | ug/L | 9.4 | 3.2 | 0.94 | 387643 | 11/17/25 | 11/18/25 | TJW |
| Benzyl alcohol | ND | | ug/L | 24 | 5.4 | 0.94 | 387643 | 11/17/25 | 11/18/25 | TJW |
| 1,2-Dichlorobenzene | ND | | ug/L | 9.4 | 3.1 | 0.94 | 387643 | 11/17/25 | 11/18/25 | TJW |
| bis(2-Chloroisopropyl) ether | ND | | ug/L | 9.4 | 3.6 | 0.94 | 387643 | 11/17/25 | 11/18/25 | TJW |
| N-Nitroso-di-n-propylamine | ND | | ug/L | 9.4 | 3.6 | 0.94 | 387643 | 11/17/25 | 11/18/25 | TJW |
| Hexachloroethane | ND | | ug/L | 9.4 | 2.8 | 0.94 | 387643 | 11/17/25 | 11/18/25 | TJW |
| Nitrobenzene | ND | | ug/L | 24 | 7.9 | 0.94 | 387643 | 11/17/25 | 11/18/25 | TJW |
| Isophorone | ND | | ug/L | 9.4 | 3.5 | 0.94 | 387643 | 11/17/25 | 11/18/25 | TJW |
| 2-Nitrophenol | ND | | ug/L | 9.4 | 5.1 | 0.94 | 387643 | 11/17/25 | 11/18/25 | TJW |
| 2,4-Dimethylphenol | ND | | ug/L | 9.4 | 3.1 | 0.94 | 387643 | 11/17/25 | 11/18/25 | TJW |
| bis(2-Chloroethoxy)methane | ND | | ug/L | 9.4 | 3.5 | 0.94 | 387643 | 11/17/25 | 11/18/25 | TJW |
| 2,4-Dichlorophenol | ND | | ug/L | 9.4 | 3.5 | 0.94 | 387643 | 11/17/25 | 11/18/25 | TJW |
| 1,2,4-Trichlorobenzene | ND | | ug/L | 9.4 | 3.2 | 0.94 | 387643 | 11/17/25 | 11/18/25 | TJW |
| 4-Chloroaniline | ND | | ug/L | 9.4 | 2.9 | 0.94 | 387643 | 11/17/25 | 11/18/25 | TJW |
| Hexachlorobutadiene | ND | | ug/L | 9.4 | 2.1 | 0.94 | 387643 | 11/17/25 | 11/18/25 | TJW |
| 4-Chloro-3-methylphenol | ND | | ug/L | 9.4 | 3.4 | 0.94 | 387643 | 11/17/25 | 11/18/25 | TJW |
| 2-Methylnaphthalene | ND | | ug/L | 9.4 | 3.2 | 0.94 | 387643 | 11/17/25 | 11/18/25 | TJW |
| Hexachlorocyclopentadiene | ND | | ug/L | 24 | 7.4 | 0.94 | 387643 | 11/17/25 | 11/18/25 | TJW |
| 2,4,6-Trichlorophenol | ND | | ug/L | 9.4 | 3.8 | 0.94 | 387643 | 11/17/25 | 11/18/25 | TJW |
| 2,4,5-Trichlorophenol | ND | | ug/L | 9.4 | 3.5 | 0.94 | 387643 | 11/17/25 | 11/18/25 | TJW |
| 2-Chloronaphthalene | ND | | ug/L | 9.4 | 3.2 | 0.94 | 387643 | 11/17/25 | 11/18/25 | TJW |
| 2-Nitroaniline | ND | | ug/L | 47 | 4.1 | 0.94 | 387643 | 11/17/25 | 11/18/25 | TJW |
| Dimethylphthalate | ND | | ug/L | 9.4 | 3.2 | 0.94 | 387643 | 11/17/25 | 11/18/25 | TJW |
| Acenaphthylene | ND | | ug/L | 9.4 | 3.6 | 0.94 | 387643 | 11/17/25 | 11/18/25 | TJW |
| 2,6-Dinitrotoluene | ND | | ug/L | 9.4 | 4.2 | 0.94 | 387643 | 11/17/25 | 11/18/25 | TJW |
| 3-Nitroaniline | ND | | ug/L | 9.4 | 3.8 | 0.94 | 387643 | 11/17/25 | 11/18/25 | TJW |
| Acenaphthene | ND | | ug/L | 9.4 | 3.1 | 0.94 | 387643 | 11/17/25 | 11/18/25 | TJW |
| 2,4-Dinitrophenol | ND | | ug/L | 47 | 14 | 0.94 | 387643 | 11/17/25 | 11/18/25 | TJW |
| 4-Nitrophenol | ND | | ug/L | 9.4 | 8.0 | 0.94 | 387643 | 11/17/25 | 11/18/25 | TJW |
| Dibenzofuran | ND | | ug/L | 9.4 | 3.0 | 0.94 | 387643 | 11/17/25 | 11/18/25 | TJW |
| 2,4-Dinitrotoluene | ND | | ug/L | 9.4 | 4.0 | 0.94 | 387643 | 11/17/25 | 11/18/25 | TJW |
| Diethylphthalate | ND | | ug/L | 9.4 | 2.8 | 0.94 | 387643 | 11/17/25 | 11/18/25 | TJW |
| Fluorene | ND | | ug/L | 9.4 | 2.9 | 0.94 | 387643 | 11/17/25 | 11/18/25 | TJW |
| 4-Chlorophenyl-phenylether | ND | | ug/L | 9.4 | 2.9 | 0.94 | 387643 | 11/17/25 | 11/18/25 | TJW |
| 4-Nitroaniline | ND | | ug/L | 9.4 | 3.2 | 0.94 | 387643 | 11/17/25 | 11/18/25 | TJW |
| 4,6-Dinitro-2-methylphenol | ND | | ug/L | 47 | 16 | 0.94 | 387643 | 11/17/25 | 11/18/25 | TJW |
| N-Nitrosodiphenylamine | ND | | ug/L | 9.4 | 3.7 | 0.94 | 387643 | 11/17/25 | 11/18/25 | TJW |
| 1,2-diphenylhydrazine (as azobenzene) | ND | | ug/L | 9.4 | 2.8 | 0.94 | 387643 | 11/17/25 | 11/18/25 | TJW |
| 4-Bromophenyl-phenylether | ND | | ug/L | 9.4 | 3.1 | 0.94 | 387643 | 11/17/25 | 11/18/25 | TJW |
| Hexachlorobenzene | ND | | ug/L | 9.4 | 2.9 | 0.94 | 387643 | 11/17/25 | 11/18/25 | TJW |
| Pentachlorophenol | ND | | ug/L | 24 | 5.4 | 0.94 | 387643 | 11/17/25 | 11/18/25 | TJW |
| Phenanthrene | ND | | ug/L | 9.4 | 2.8 | 0.94 | 387643 | 11/17/25 | 11/18/25 | TJW |
| Anthracene | ND | | ug/L | 9.4 | 2.6 | 0.94 | 387643 | 11/17/25 | 11/18/25 | TJW |
| Di-n-butylphthalate | ND | | ug/L | 9.4 | 2.8 | 0.94 | 387643 | 11/17/25 | 11/18/25 | TJW |
| Fluoranthene | ND | | ug/L | 9.4 | 2.7 | 0.94 | 387643 | 11/17/25 | 11/18/25 | TJW |
| Benzidine | ND | | ug/L | 47 | 18 | 0.94 | 387643 | 11/17/25 | 11/18/25 | TJW |
| Pyrene | ND | | ug/L | 9.4 | 2.5 | 0.94 | 387643 | 11/17/25 | 11/18/25 | TJW |
| Butylbenzylphthalate | ND | | ug/L | 9.4 | 3.4 | 0.94 | 387643 | 11/17/25 | 11/18/25 | TJW |



Results for any subcontracted analyses are not included in this section.

ENTHALPY ANALYTICAL

# Analysis Results for 546946

| 546946-001 Analyte | Result | Qual | Units | RL | MDL | DF | Batch | Prepared | Analyzed | Chemist |
|---|---|---|---|---|---|---|---|---|---|---|
| 3,3'-Dichlorobenzidine | ND | | ug/L | 24 | 4.9 | 0.94 | 387643 | 11/17/25 | 11/18/25 | TJW |
| Benzo(a)anthracene | ND | | ug/L | 9.4 | 2.3 | 0.94 | 387643 | 11/17/25 | 11/18/25 | TJW |
| Chrysene | ND | | ug/L | 9.4 | 2.3 | 0.94 | 387643 | 11/17/25 | 11/18/25 | TJW |
| bis(2-Ethylhexyl)phthalate | ND | | ug/L | 9.4 | 3.1 | 0.94 | 387643 | 11/17/25 | 11/18/25 | TJW |
| Di-n-octylphthalate | ND | | ug/L | 9.4 | 4.4 | 0.94 | 387643 | 11/17/25 | 11/18/25 | TJW |
| Benzo(b)fluoranthene | ND | | ug/L | 9.4 | 2.9 | 0.94 | 387643 | 11/17/25 | 11/18/25 | TJW |
| Benzo(k)fluoranthene | ND | | ug/L | 9.4 | 2.9 | 0.94 | 387643 | 11/17/25 | 11/18/25 | TJW |
| Benzo(a)pyrene | ND | | ug/L | 9.4 | 3.0 | 0.94 | 387643 | 11/17/25 | 11/18/25 | TJW |
| Indeno(1,2,3-cd)pyrene | ND | | ug/L | 9.4 | 4.0 | 0.94 | 387643 | 11/17/25 | 11/18/25 | TJW |
| Dibenz(a,h)anthracene | ND | | ug/L | 9.4 | 3.9 | 0.94 | 387643 | 11/17/25 | 11/18/25 | TJW |
| Benzo(g,h,i)perylene | ND | | ug/L | 9.4 | 3.9 | 0.94 | 387643 | 11/17/25 | 11/18/25 | TJW |
| **Surrogates** | | | | **Limits** | | | | | | |
| 2-Fluorophenol | 38% | | %REC | 15-120 | | 0.94 | 387643 | 11/17/25 | 11/18/25 | TJW |
| Phenol-d6 | 27% | | %REC | 15-120 | | 0.94 | 387643 | 11/17/25 | 11/18/25 | TJW |
| 2,4,6-Tribromophenol | 50% | | %REC | 15-140 | | 0.94 | 387643 | 11/17/25 | 11/18/25 | TJW |
| Nitrobenzene-d5 | 47% | | %REC | 15-123 | | 0.94 | 387643 | 11/17/25 | 11/18/25 | TJW |
| 2-Fluorobiphenyl | 43% | | %REC | 15-120 | | 0.94 | 387643 | 11/17/25 | 11/18/25 | TJW |
| Terphenyl-d14 | 45% | | %REC | 15-120 | | 0.94 | 387643 | 11/17/25 | 11/18/25 | TJW |
| Method: SM 4500-CN-E<br>Prep Method: METHOD | | | | | | | | | | |
| Cyanide | **0.0020** | J | mg/L | 0.0050 | 0.0017 | 0.5 | 388149 | 11/22/25 | 11/24/25 | JAK |
| Method: SM 4500-P-B5-E | | | | | | | | | | |
| Phosphorus | **0.61** | | mg/L | 0.020 | 0.012 | 1 | 388279 | 11/23/25 | 11/24/25 | RDL |
| Method: SM 4500-S2-D<br>Prep Method: METHOD | | | | | | | | | | |
| Sulfide | ND | | mg/L | 0.10 | | 1 | 387823 | 11/18/25 | 11/18/25 | TXC |
| Method: SM 5310B<br>Prep Method: SM 5310B | | | | | | | | | | |
| Total Organic Carbon | **16** | | mg/L | 1.0 | 0.49 | 1 | 387640 | 11/17/25 | 11/19/25 | BDR |
| Method: SM 9221B<br>Prep Method: METHOD | | | | | | | | | | |
| Coliform, Total | **>1,600** | | MPN/100ml | 1.8 | | 1 | 387584 | 11/15/25 17:37 | 11/17/25 15:46 | BLV |
| Method: SM 9221F | | | | | | | | | | |
| Coliform, E. Coli | **>1,600** | | MPN/100ml | 1.8 | | 1 | 387584 | 11/15/25 17:37 | 11/17/25 15:46 | BLV |
| Method: SM2130B | | | | | | | | | | |
| Turbidity | **380** | | NTU | 0.20 | 0.12 | 1 | 387554 | 11/15/25 18:49 | 11/15/25 18:49 | TRR |
| Method: SM2320B<br>Prep Method: METHOD | | | | | | | | | | |
| Bicarbonate | **70** | | mg/L | 2.4 | | 1 | 388436 | 11/26/25 | 11/26/25 | ARM |
| Alkalinity, Total as CaCO3 | **58** | | mg/L | 2.0 | | 1 | 388436 | 11/26/25 | 11/26/25 | ARM |
| Method: SM2510B<br>Prep Method: METHOD | | | | | | | | | | |
| Specific Conductance | **480** | | umhos/cm | 1.0 | | 1 | 387821 | 11/18/25 | 11/18/25 | AAB |
| Method: SM2540C<br>Prep Method: METHOD | | | | | | | | | | |
| Total Dissolved Solids | **440** | | mg/L | 20 | | 2 | 387812 | 11/18/25 | 11/19/25 | AAB |
| Method: SM2540D<br>Prep Method: METHOD | | | | | | | | | | |



Results for any subcontracted analyses are not included in this section.

ENTHALPY ANALYTICAL

# Analysis Results for 546946

| 546946-001 Analyte | Result | Qual | Units | RL | MDL | DF | Batch | Prepared | Analyzed | Chemist |
|---|---|---|---|---|---|---|---|---|---|---|
| Total Suspended Solids | **240** | | mg/L | 0.5 | | 1 | 388212 | 11/22/25 | 11/23/25 | TRR |
| Method: SM5210B<br>Prep Method: METHOD | | | | | | | | | | |
| Biochemical Oxygen Demand | **14** | BOD5 | mg/L | 3.0 | | 1 | 387633 | 11/17/25 10:56 | 11/22/25 15:34 | WWC |
| Method: SM5220D<br>Prep Method: SM 5220D | | | | | | | | | | |
| Chemical Oxygen Demand | **62** | | mg/L | 4.0 | 2.0 | 1 | 387876 | 11/19/25 | 11/20/25 | ARM |

| | |
|---|---|
| > | Value exceeds indicated concentration |
| BOD5 | Estimated result, under-depleted, highest volume replicate reported |
| J | Estimated value |
| ND | Not Detected |



Results for any subcontracted analyses are not included in this section.

ENTHALPY ANALYTICAL

# Batch QC

| Type: Blank | Lab ID: QC1316902 | Batch: 388388 |
|---|---|---|
| Matrix: Water | Method: EPA 1664A | Prep Method: METHOD |

| QC1316902 Analyte | Result | Qual | Units | RL | MDL | Prepared | Analyzed |
|---|---|---|---|---|---|---|---|
| Total Oil and Grease | ND | | mg/L | 5.0 | 0.97 | 11/25/25 | 11/25/25 |

| Type: Lab Control Sample | Lab ID: QC1316903 | Batch: 388388 |
|---|---|---|
| Matrix: Water | Method: EPA 1664A | Prep Method: METHOD |

| QC1316903 Analyte | Result | Spiked | Units | Recovery | Qual | Limits |
|---|---|---|---|---|---|---|
| Total Oil and Grease | 37.80 | 40.00 | mg/L | 95% | | 78-114 |

| Type: Lab Control Sample Duplicate | Lab ID: QC1316904 | Batch: 388388 |
|---|---|---|
| Matrix: Water | Method: EPA 1664A | Prep Method: METHOD |

| QC1316904 Analyte | Result | Spiked | Units | Recovery | Qual | Limits | RPD | RPD Lim |
|---|---|---|---|---|---|---|---|---|
| Total Oil and Grease | 37.60 | 40.00 | mg/L | 94% | | 78-114 | 1 | 18 |

| Type: Blank | Lab ID: QC1314388 | Batch: 387746 |
|---|---|---|
| Matrix: Water | Method: EPA 200.7 | Prep Method: EPA 3015A |

| QC1314388 Analyte | Result | Qual | Units | RL | MDL | Prepared | Analyzed |
|---|---|---|---|---|---|---|---|
| Calcium | ND | | mg/L | 0.46 | 0.46 | 11/18/25 | 11/18/25 |
| Iron | ND | | mg/L | 0.055 | 0.055 | 11/18/25 | 11/18/25 |
| Magnesium | ND | | mg/L | 0.10 | 0.051 | 11/18/25 | 11/18/25 |
| Potassium | ND | | mg/L | 0.50 | 0.50 | 11/18/25 | 11/18/25 |
| Sodium | ND | | mg/L | 0.50 | 0.38 | 11/18/25 | 11/18/25 |

| Type: Lab Control Sample | Lab ID: QC1314389 | Batch: 387746 |
|---|---|---|
| Matrix: Water | Method: EPA 200.7 | Prep Method: EPA 3015A |

| QC1314389 Analyte | Result | Spiked | Units | Recovery | Qual | Limits |
|---|---|---|---|---|---|---|
| Calcium | 19.61 | 20.40 | mg/L | 96% | | 85-115 |
| Iron | 0.3872 | 0.4000 | mg/L | 97% | | 85-115 |
| Magnesium | 20.22 | 20.40 | mg/L | 99% | | 85-115 |
| Potassium | 23.95 | 24.00 | mg/L | 100% | | 85-115 |
| Sodium | 20.15 | 20.40 | mg/L | 99% | | 85-115 |

ENTHALPY ANALYTICAL

# Batch QC

| Type: | Matrix Spike | Lab ID: | QC1314390 | Batch: | 387746 |
|---|---|---|---|---|---|
| Matrix (Source ID): | Water (546667-001) | Method: | EPA 200.7 | Prep Method: | EPA 3015A |

| QC1314390 Analyte | Result | Source Sample Result | Spiked | Units | Recovery | Qual | Limits | DF |
|---|---|---|---|---|---|---|---|---|
| Calcium | 85.91 | 67.99 | 20.40 | mg/L | 88% | | 75-125 | 1 |
| Iron | 10.97 | 11.46 | 0.4000 | mg/L | -121% | NM | 75-125 | 1 |
| Magnesium | 24.88 | 5.364 | 20.40 | mg/L | 96% | | 75-125 | 1 |
| Potassium | 30.82 | 7.291 | 24.00 | mg/L | 98% | | 75-125 | 1 |
| Sodium | 27.25 | 8.043 | 20.40 | mg/L | 94% | | 75-125 | 1 |

| Type: | Matrix Spike Duplicate | Lab ID: | QC1314391 | Batch: | 387746 |
|---|---|---|---|---|---|
| Matrix (Source ID): | Water (546667-001) | Method: | EPA 200.7 | Prep Method: | EPA 3015A |

| QC1314391 Analyte | Result | Source Sample Result | Spiked | Units | Recovery | Qual | Limits | RPD | RPD Lim | DF |
|---|---|---|---|---|---|---|---|---|---|---|
| Calcium | 86.27 | 67.99 | 20.40 | mg/L | 90% | | 75-125 | 0 | 20 | 1 |
| Iron | 10.70 | 11.46 | 0.4000 | mg/L | -190% | NM | 75-125 | 3 | 20 | 1 |
| Magnesium | 25.15 | 5.364 | 20.40 | mg/L | 97% | | 75-125 | 1 | 20 | 1 |
| Potassium | 31.34 | 7.291 | 24.00 | mg/L | 100% | | 75-125 | 2 | 20 | 1 |
| Sodium | 27.68 | 8.043 | 20.40 | mg/L | 96% | | 75-125 | 2 | 20 | 1 |

| Type: | Serial Dilution | Lab ID: | QC1314493 | Batch: | 387746 |
|---|---|---|---|---|---|
| Matrix (Source ID): | Water (546667-001) | Method: | EPA 200.7 | Prep Method: | EPA 3015A |

| QC1314493 Analyte | Result | Source Sample Result | Units | Qual | RPD | RPD Lim | DF |
|---|---|---|---|---|---|---|---|
| Calcium | 68.74 | 67.99 | mg/L | | | | 5 |
| Iron | 12.00 | 11.46 | mg/L | | | | 5 |
| Magnesium | 5.533 | 5.364 | mg/L | | | | 5 |
| Potassium | 7.230 | 7.291 | mg/L | | | | 5 |
| Sodium | 8.201 | 8.043 | mg/L | | | | 5 |

ENTHALPY ANALYTICAL

# Batch QC

| Type: Blank | Lab ID: QC1314140 | Batch: 387675 |
|---|---|---|
| Matrix: Water | Method: EPA 200.8 | Prep Method: EPA 3015A |

| QC1314140 Analyte | Result | Qual | Units | RL | MDL | Prepared | Analyzed |
|---|---|---|---|---|---|---|---|
| Antimony | ND | | ug/L | 2.0 | 1.0 | 11/17/25 | 11/19/25 |
| Arsenic | ND | | ug/L | 2.0 | 0.27 | 11/17/25 | 11/19/25 |
| Barium | ND | | ug/L | 5.0 | 0.44 | 11/17/25 | 11/19/25 |
| Beryllium | ND | | ug/L | 1.0 | 0.083 | 11/17/25 | 11/19/25 |
| Boron | ND | | ug/L | 10 | 5.7 | 11/17/25 | 11/21/25 |
| Cadmium | ND | | ug/L | 1.0 | 0.26 | 11/17/25 | 11/19/25 |
| Chromium | ND | | ug/L | 5.0 | 0.40 | 11/17/25 | 11/19/25 |
| Cobalt | ND | | ug/L | 1.0 | 0.13 | 11/17/25 | 11/19/25 |
| Copper | ND | | ug/L | 5.0 | 1.4 | 11/17/25 | 11/19/25 |
| Lead | ND | | ug/L | 5.0 | 0.23 | 11/17/25 | 11/19/25 |
| Manganese | ND | | ug/L | 10 | 4.5 | 11/17/25 | 11/19/25 |
| Nickel | ND | | ug/L | 5.0 | 0.89 | 11/17/25 | 11/19/25 |
| Selenium | ND | | ug/L | 4.0 | 1.8 | 11/17/25 | 11/19/25 |
| Silver | ND | | ug/L | 5.0 | 0.36 | 11/17/25 | 11/19/25 |
| Thallium | ND | | ug/L | 1.0 | 0.15 | 11/17/25 | 11/19/25 |
| Tin | ND | | ug/L | 5.0 | 1.5 | 11/17/25 | 11/19/25 |
| Vanadium | ND | | ug/L | 5.0 | 0.36 | 11/17/25 | 11/19/25 |
| Zinc | ND | | ug/L | 10 | 7.4 | 11/17/25 | 11/19/25 |

| Type: Lab Control Sample | Lab ID: QC1314141 | Batch: 387675 |
|---|---|---|
| Matrix: Water | Method: EPA 200.8 | Prep Method: EPA 3015A |

| QC1314141 Analyte | Result | Spiked | Units | Recovery | Qual | Limits |
|---|---|---|---|---|---|---|
| Antimony | 101.1 | 100.0 | ug/L | 101% | | 85-115 |
| Arsenic | 97.04 | 100.0 | ug/L | 97% | | 85-115 |
| Barium | 95.29 | 100.0 | ug/L | 95% | | 85-115 |
| Beryllium | 100.3 | 100.0 | ug/L | 100% | | 85-115 |
| Boron | 94.54 | 100.0 | ug/L | 95% | | 85-115 |
| Cadmium | 94.55 | 100.0 | ug/L | 95% | | 85-115 |
| Chromium | 95.54 | 100.0 | ug/L | 96% | | 85-115 |
| Cobalt | 99.45 | 100.0 | ug/L | 99% | | 85-115 |
| Copper | 97.72 | 100.0 | ug/L | 98% | | 85-115 |
| Lead | 101.7 | 100.0 | ug/L | 102% | | 85-115 |
| Manganese | 97.74 | 100.0 | ug/L | 98% | | 85-115 |
| Nickel | 98.52 | 100.0 | ug/L | 99% | | 85-115 |
| Selenium | 97.27 | 100.0 | ug/L | 97% | | 85-115 |
| Silver | 47.90 | 50.00 | ug/L | 96% | | 85-115 |
| Thallium | 112.6 | 100.0 | ug/L | 113% | | 85-115 |
| Tin | 96.31 | 100.0 | ug/L | 96% | | 85-115 |
| Vanadium | 95.94 | 100.0 | ug/L | 96% | | 85-115 |
| Zinc | 103.7 | 100.0 | ug/L | 104% | | 85-115 |

ENTHALPY ANALYTICAL

# Batch QC

| Type: | Matrix Spike | Lab ID: | QC1314144 | Batch: | 387675 |
|---|---|---|---|---|---|
| Matrix (Source ID): | Water (546903-003) | Method: | EPA 200.8 | Prep Method: | EPA 3015A |

| QC1314144 Analyte | Result | Source Sample Result | Spiked | Units | Recovery | Qual | Limits | DF |
|---|---|---|---|---|---|---|---|---|
| Antimony | 105.8 | 1.205 | 100.0 | ug/L | 105% | | 70-130 | 1 |
| Arsenic | 99.34 | 2.236 | 100.0 | ug/L | 97% | | 70-130 | 1 |
| Barium | 119.2 | 18.66 | 100.0 | ug/L | 101% | | 70-130 | 1 |
| Beryllium | 96.25 | ND | 100.0 | ug/L | 96% | | 70-130 | 1 |
| Boron | 189.9 | 104.1 | 100.0 | ug/L | 86% | | 70-130 | 10 |
| Cadmium | 98.36 | 0.3192 | 100.0 | ug/L | 98% | | 70-130 | 1 |
| Chromium | 99.85 | 1.858 | 100.0 | ug/L | 98% | | 70-130 | 1 |
| Cobalt | 103.6 | 0.5842 | 100.0 | ug/L | 103% | | 70-130 | 1 |
| Copper | 188.1 | 85.86 | 100.0 | ug/L | 102% | | 70-130 | 1 |
| Lead | 111.2 | 6.024 | 100.0 | ug/L | 105% | | 70-130 | 1 |
| Manganese | 121.4 | 23.36 | 100.0 | ug/L | 98% | | 70-130 | 1 |
| Nickel | 111.7 | 11.09 | 100.0 | ug/L | 101% | | 70-130 | 1 |
| Selenium | 99.43 | ND | 100.0 | ug/L | 99% | | 70-130 | 1 |
| Silver | 51.43 | 2.432 | 50.00 | ug/L | 98% | | 70-130 | 1 |
| Thallium | 111.9 | ND | 100.0 | ug/L | 112% | | 70-130 | 1 |
| Tin | 102.9 | 2.338 | 100.0 | ug/L | 101% | | 70-130 | 1 |
| Vanadium | 102.2 | 3.719 | 100.0 | ug/L | 99% | | 70-130 | 1 |
| Zinc | 262.8 | 162.7 | 100.0 | ug/L | 100% | | 70-130 | 1 |

| Type: | Matrix Spike Duplicate | Lab ID: | QC1314145 | Batch: | 387675 |
|---|---|---|---|---|---|
| Matrix (Source ID): | Water (546903-003) | Method: | EPA 200.8 | Prep Method: | EPA 3015A |

| QC1314145 Analyte | Result | Source Sample Result | Spiked | Units | Recovery | Qual | Limits | RPD | RPD Lim | DF |
|---|---|---|---|---|---|---|---|---|---|---|
| Antimony | 102.9 | 1.205 | 100.0 | ug/L | 102% | | 70-130 | 3 | 20 | 1 |
| Arsenic | 100.3 | 2.236 | 100.0 | ug/L | 98% | | 70-130 | 1 | 20 | 1 |
| Barium | 116.3 | 18.66 | 100.0 | ug/L | 98% | | 70-130 | 3 | 20 | 1 |
| Beryllium | 95.38 | ND | 100.0 | ug/L | 95% | | 70-130 | 1 | 20 | 1 |
| Boron | 198.7 | 104.1 | 100.0 | ug/L | 95% | | 70-130 | 5 | 20 | 10 |
| Cadmium | 96.24 | 0.3192 | 100.0 | ug/L | 96% | | 70-130 | 2 | 20 | 1 |
| Chromium | 98.65 | 1.858 | 100.0 | ug/L | 97% | | 70-130 | 1 | 20 | 1 |
| Cobalt | 101.2 | 0.5842 | 100.0 | ug/L | 101% | | 70-130 | 2 | 20 | 1 |
| Copper | 187.7 | 85.86 | 100.0 | ug/L | 102% | | 70-130 | 0 | 20 | 1 |
| Lead | 105.5 | 6.024 | 100.0 | ug/L | 99% | | 70-130 | 5 | 20 | 1 |
| Manganese | 120.9 | 23.36 | 100.0 | ug/L | 98% | | 70-130 | 0 | 20 | 1 |
| Nickel | 110.8 | 11.09 | 100.0 | ug/L | 100% | | 70-130 | 1 | 20 | 1 |
| Selenium | 97.29 | ND | 100.0 | ug/L | 97% | | 70-130 | 2 | 20 | 1 |
| Silver | 50.56 | 2.432 | 50.00 | ug/L | 96% | | 70-130 | 2 | 20 | 1 |
| Thallium | 113.0 | ND | 100.0 | ug/L | 113% | | 70-130 | 1 | 20 | 1 |
| Tin | 101.5 | 2.338 | 100.0 | ug/L | 99% | | 70-130 | 1 | 20 | 1 |
| Vanadium | 101.0 | 3.719 | 100.0 | ug/L | 97% | | 70-130 | 1 | 20 | 1 |
| Zinc | 266.2 | 162.7 | 100.0 | ug/L | 103% | | 70-130 | 1 | 20 | 1 |

ENTHALPY ANALYTICAL

# Batch QC

| Type: | Matrix Spike | Lab ID: | QC1314146 | Batch: | 387675 |
|---|---|---|---|---|---|
| Matrix (Source ID): | Water (546903-004) | Method: | EPA 200.8 | Prep Method: | EPA 3015A |

| QC1314146 Analyte | Result | Source Sample Result | Spiked | Units | Recovery | Qual | Limits | DF |
|---|---|---|---|---|---|---|---|---|
| Antimony | 108.8 | 1.228 | 100.0 | ug/L | 108% | | 70-130 | 1 |
| Arsenic | 101.8 | 2.527 | 100.0 | ug/L | 99% | | 70-130 | 1 |
| Barium | 121.1 | 19.35 | 100.0 | ug/L | 102% | | 70-130 | 1 |
| Beryllium | 99.67 | ND | 100.0 | ug/L | 100% | | 70-130 | 1 |
| Boron | 171.3 | 73.76 | 100.0 | ug/L | 98% | | 70-130 | 10 |
| Cadmium | 100.8 | ND | 100.0 | ug/L | 101% | | 70-130 | 1 |
| Chromium | 100.4 | 2.240 | 100.0 | ug/L | 98% | | 70-130 | 1 |
| Cobalt | 102.4 | 0.4312 | 100.0 | ug/L | 102% | | 70-130 | 1 |
| Copper | 147.8 | 47.61 | 100.0 | ug/L | 100% | | 70-130 | 1 |
| Lead | 108.1 | 3.528 | 100.0 | ug/L | 105% | | 70-130 | 1 |
| Manganese | 115.4 | 16.71 | 100.0 | ug/L | 99% | | 70-130 | 1 |
| Nickel | 107.3 | 5.505 | 100.0 | ug/L | 102% | | 70-130 | 1 |
| Selenium | 98.82 | ND | 100.0 | ug/L | 99% | | 70-130 | 1 |
| Silver | 50.59 | ND | 50.00 | ug/L | 101% | | 70-130 | 1 |
| Thallium | 119.9 | 0.2452 | 100.0 | ug/L | 120% | | 70-130 | 1 |
| Tin | 100.5 | ND | 100.0 | ug/L | 101% | | 70-130 | 1 |
| Vanadium | 106.5 | 7.229 | 100.0 | ug/L | 99% | | 70-130 | 1 |
| Zinc | 243.4 | 206.1 | 100.0 | ug/L | 37% | * | 70-130 | 1 |

| Type: | Matrix Spike Duplicate | Lab ID: | QC1314147 | Batch: | 387675 |
|---|---|---|---|---|---|
| Matrix (Source ID): | Water (546903-004) | Method: | EPA 200.8 | Prep Method: | EPA 3015A |

| QC1314147 Analyte | Result | Source Sample Result | Spiked | Units | Recovery | Qual | Limits | RPD | RPD Lim | DF |
|---|---|---|---|---|---|---|---|---|---|---|
| Antimony | 102.9 | 1.228 | 100.0 | ug/L | 102% | | 70-130 | 6 | 20 | 1 |
| Arsenic | 98.58 | 2.527 | 100.0 | ug/L | 96% | | 70-130 | 3 | 20 | 1 |
| Barium | 115.3 | 19.35 | 100.0 | ug/L | 96% | | 70-130 | 5 | 20 | 1 |
| Beryllium | 97.66 | ND | 100.0 | ug/L | 98% | | 70-130 | 2 | 20 | 1 |
| Boron | 169.7 | 73.76 | 100.0 | ug/L | 96% | | 70-130 | 1 | 20 | 10 |
| Cadmium | 95.51 | ND | 100.0 | ug/L | 96% | | 70-130 | 5 | 20 | 1 |
| Chromium | 96.61 | 2.240 | 100.0 | ug/L | 94% | | 70-130 | 4 | 20 | 1 |
| Cobalt | 99.62 | 0.4312 | 100.0 | ug/L | 99% | | 70-130 | 3 | 20 | 1 |
| Copper | 143.7 | 47.61 | 100.0 | ug/L | 96% | | 70-130 | 3 | 20 | 1 |
| Lead | 103.6 | 3.528 | 100.0 | ug/L | 100% | | 70-130 | 4 | 20 | 1 |
| Manganese | 112.2 | 16.71 | 100.0 | ug/L | 95% | | 70-130 | 3 | 20 | 1 |
| Nickel | 102.8 | 5.505 | 100.0 | ug/L | 97% | | 70-130 | 4 | 20 | 1 |
| Selenium | 95.67 | ND | 100.0 | ug/L | 96% | | 70-130 | 3 | 20 | 1 |
| Silver | 48.13 | ND | 50.00 | ug/L | 96% | | 70-130 | 5 | 20 | 1 |
| Thallium | 114.2 | 0.2452 | 100.0 | ug/L | 114% | | 70-130 | 5 | 20 | 1 |
| Tin | 96.79 | ND | 100.0 | ug/L | 97% | | 70-130 | 4 | 20 | 1 |
| Vanadium | 103.2 | 7.229 | 100.0 | ug/L | 96% | | 70-130 | 3 | 20 | 1 |
| Zinc | 248.1 | 206.1 | 100.0 | ug/L | 42% | * | 70-130 | 2 | 20 | 1 |

ENTHALPY ANALYTICAL

# Batch QC

| Type: Blank | Lab ID: QC1313968 | Batch: 387627 |
|---|---|---|
| Matrix: Water | Method: EPA 245.1 | Prep Method: EPA 245.1 |

| QC1313968 Analyte | Result | Qual | Units | RL | MDL | Prepared | Analyzed |
|---|---|---|---|---|---|---|---|
| Mercury | ND | | ug/L | 0.40 | 0.032 | 11/17/25 | 11/17/25 |

| Type: Lab Control Sample | Lab ID: QC1313969 | Batch: 387627 |
|---|---|---|
| Matrix: Water | Method: EPA 245.1 | Prep Method: EPA 245.1 |

| QC1313969 Analyte | Result | Spiked | Units | Recovery | Qual | Limits |
|---|---|---|---|---|---|---|
| Mercury | 5.257 | 5.000 | ug/L | 105% | | 85-115 |

| Type: Matrix Spike | Lab ID: QC1313970 | Batch: 387627 |
|---|---|---|
| Matrix (Source ID): Water (546755-001) | Method: EPA 245.1 | Prep Method: EPA 245.1 |

| QC1313970 Analyte | Result | Source Sample Result | Spiked | Units | Recovery | Qual | Limits | DF |
|---|---|---|---|---|---|---|---|---|
| Mercury | 1.826 | ND | 5.000 | ug/L | 37% | * | 75-125 | 1 |

| Type: Matrix Spike Duplicate | Lab ID: QC1313971 | Batch: 387627 |
|---|---|---|
| Matrix (Source ID): Water (546755-001) | Method: EPA 245.1 | Prep Method: EPA 245.1 |

| QC1313971 Analyte | Result | Source Sample Result | Spiked | Units | Recovery | Qual | Limits | RPD | RPD Lim | DF |
|---|---|---|---|---|---|---|---|---|---|---|
| Mercury | 1.835 | ND | 5.000 | ug/L | 37% | * | 75-125 | 0 | 20 | 1 |

| Type: Matrix Spike | Lab ID: QC1313972 | Batch: 387627 |
|---|---|---|
| Matrix (Source ID): Water (546848-001) | Method: EPA 245.1 | Prep Method: EPA 245.1 |

| QC1313972 Analyte | Result | Source Sample Result | Spiked | Units | Recovery | Qual | Limits | DF |
|---|---|---|---|---|---|---|---|---|
| Mercury | 4.909 | 0.3591 | 5.000 | ug/L | 91% | | 75-125 | 1 |

| Type: Matrix Spike Duplicate | Lab ID: QC1313973 | Batch: 387627 |
|---|---|---|
| Matrix (Source ID): Water (546848-001) | Method: EPA 245.1 | Prep Method: EPA 245.1 |

| QC1313973 Analyte | Result | Source Sample Result | Spiked | Units | Recovery | Qual | Limits | RPD | RPD Lim | DF |
|---|---|---|---|---|---|---|---|---|---|---|
| Mercury | 5.070 | 0.3591 | 5.000 | ug/L | 94% | | 75-125 | 3 | 20 | 1 |

ENTHALPY ANALYTICAL

# Batch QC

| | | | | | |
|---|---|---|---|---|---|
| **Type:** | **Blank** | **Lab ID:** | **QC1313448** | **Batch:** | **387492** |
| **Matrix:** | **Water** | **Method:** | **EPA 300.0** | **Prep Method:** | **METHOD** |

| QC1313448 Analyte | Result | Qual | Units | RL | MDL | Prepared | Analyzed |
|---|---|---|---|---|---|---|---|
| Fluoride | ND | | mg/L | 0.20 | 0.059 | 11/15/25 12:30 | 11/15/25 14:38 |
| Chloride | ND | | mg/L | 1.0 | 0.26 | 11/15/25 12:30 | 11/15/25 14:38 |
| Nitrogen, Nitrite | ND | | mg/L | 0.10 | 0.02 | 11/15/25 12:30 | 11/15/25 14:38 |
| Bromide | ND | | mg/L | 0.30 | 0.061 | 11/15/25 12:30 | 11/15/25 14:38 |
| Nitrogen, Nitrate | ND | | mg/L | 0.10 | 0.05 | 11/15/25 12:30 | 11/15/25 14:38 |
| Sulfate | ND | | mg/L | 1.0 | 0.18 | 11/15/25 12:30 | 11/15/25 14:38 |

| | | | | | |
|---|---|---|---|---|---|
| **Type:** | **Lab Control Sample** | **Lab ID:** | **QC1313449** | **Batch:** | **387492** |
| **Matrix:** | **Water** | **Method:** | **EPA 300.0** | **Prep Method:** | **METHOD** |

| QC1313449 Analyte | Result | Spiked | Units | Recovery | Qual | Limits |
|---|---|---|---|---|---|---|
| Fluoride | 9.957 | 10.00 | mg/L | 100% | | 90-110 |
| Chloride | 46.82 | 50.00 | mg/L | 94% | | 90-110 |
| Nitrogen, Nitrite | 4.431 | 4.567 | mg/L | 97% | | 90-110 |
| Bromide | 14.59 | 15.00 | mg/L | 97% | | 90-110 |
| Nitrogen, Nitrate | 4.442 | 4.518 | mg/L | 98% | | 90-110 |
| Sulfate | 25.06 | 25.00 | mg/L | 100% | | 90-110 |

| | | | | | |
|---|---|---|---|---|---|
| **Type:** | **Matrix Spike** | **Lab ID:** | **QC1313450** | **Batch:** | **387492** |
| **Matrix (Source ID):** | **Water (546885-004)** | **Method:** | **EPA 300.0** | **Prep Method:** | **METHOD** |

| QC1313450 Analyte | Result | Source Sample Result | Spiked | Units | Recovery | Qual | Limits | DF |
|---|---|---|---|---|---|---|---|---|
| Fluoride | 20.57 | ND | 20.00 | mg/L | 103% | | 80-129 | 1 |
| Chloride | 116.7 | 14.81 | 100.0 | mg/L | 102% | | 80-123 | 1 |
| Nitrogen, Nitrite | 9.068 | ND | 9.134 | mg/L | 99% | | 80-122 | 1 |
| Bromide | 14.90 | 0.08338 | 15.00 | mg/L | 99% | | 80-121 | 1 |
| Nitrogen, Nitrate | 9.143 | ND | 9.036 | mg/L | 101% | | 80-123 | 1 |
| Sulfate | 51.25 | 1.007 | 50.00 | mg/L | 100% | | 79-124 | 1 |

| | | | | | |
|---|---|---|---|---|---|
| **Type:** | **Matrix Spike Duplicate** | **Lab ID:** | **QC1313451** | **Batch:** | **387492** |
| **Matrix (Source ID):** | **Water (546885-004)** | **Method:** | **EPA 300.0** | **Prep Method:** | **METHOD** |

| QC1313451 Analyte | Result | Source Sample Result | Spiked | Units | Recovery | Qual | Limits | RPD | RPD Lim | DF |
|---|---|---|---|---|---|---|---|---|---|---|
| Fluoride | 20.42 | ND | 20.00 | mg/L | 102% | | 80-129 | 1 | 21 | 1 |
| Chloride | 115.9 | 14.81 | 100.0 | mg/L | 101% | | 80-123 | 1 | 20 | 1 |
| Nitrogen, Nitrite | 9.017 | ND | 9.134 | mg/L | 99% | | 80-122 | 1 | 21 | 1 |
| Bromide | 14.78 | 0.08338 | 15.00 | mg/L | 98% | | 80-121 | 1 | 20 | 1 |
| Nitrogen, Nitrate | 9.064 | ND | 9.036 | mg/L | 100% | | 80-123 | 1 | 20 | 1 |
| Sulfate | 50.79 | 1.007 | 50.00 | mg/L | 100% | | 79-124 | 1 | 20 | 1 |

ENTHALPY ANALYTICAL

# Batch QC

| Type: | Matrix Spike | Lab ID: | QC1313490 | Batch: | 387492 |
|---|---|---|---|---|---|
| Matrix (Source ID): | Water (546910-002) | Method: | EPA 300.0 | Prep Method: | METHOD |

| QC1313490 Analyte | Result | Source Sample Result | Spiked | Units | Recovery | Qual | Limits | DF |
|---|---|---|---|---|---|---|---|---|
| Fluoride | 20.54 | ND | 20.00 | mg/L | 103% | | 80-129 | 1 |
| Chloride | 99.67 | ND | 100.0 | mg/L | 100% | | 80-123 | 1 |
| Nitrogen, Nitrite | 9.058 | ND | 9.134 | mg/L | 99% | | 80-122 | 1 |
| Bromide | 14.71 | ND | 15.00 | mg/L | 98% | | 80-121 | 1 |
| Nitrogen, Nitrate | 9.087 | ND | 9.036 | mg/L | 101% | | 80-123 | 1 |
| Sulfate | 50.49 | ND | 50.00 | mg/L | 101% | | 79-124 | 1 |

| Type: | Matrix Spike Duplicate | Lab ID: | QC1313491 | Batch: | 387492 |
|---|---|---|---|---|---|
| Matrix (Source ID): | Water (546910-002) | Method: | EPA 300.0 | Prep Method: | METHOD |

| QC1313491 Analyte | Result | Source Sample Result | Spiked | Units | Recovery | Qual | Limits | RPD | RPD Lim | DF |
|---|---|---|---|---|---|---|---|---|---|---|
| Fluoride | 20.62 | ND | 20.00 | mg/L | 103% | | 80-129 | 0 | 21 | 1 |
| Chloride | 100.1 | ND | 100.0 | mg/L | 100% | | 80-123 | 0 | 20 | 1 |
| Nitrogen, Nitrite | 9.109 | ND | 9.134 | mg/L | 100% | | 80-122 | 1 | 21 | 1 |
| Bromide | 14.77 | ND | 15.00 | mg/L | 98% | | 80-121 | 0 | 20 | 1 |
| Nitrogen, Nitrate | 9.120 | ND | 9.036 | mg/L | 101% | | 80-123 | 0 | 20 | 1 |
| Sulfate | 50.58 | ND | 50.00 | mg/L | 101% | | 79-124 | 0 | 20 | 1 |

| Type: | Blank | Lab ID: | QC1314410 | Batch: | 387757 |
|---|---|---|---|---|---|
| Matrix: | Water | Method: | EPA 350.1 | Prep Method: | METHOD |

| QC1314410 Analyte | Result | Qual | Units | RL | MDL | Prepared | Analyzed |
|---|---|---|---|---|---|---|---|
| Ammonia-N | ND | | mg/L | 0.10 | 0.050 | 11/20/25 | 11/21/25 |

| Type: | Lab Control Sample | Lab ID: | QC1314411 | Batch: | 387757 |
|---|---|---|---|---|---|
| Matrix: | Water | Method: | EPA 350.1 | Prep Method: | METHOD |

| QC1314411 Analyte | Result | Spiked | Units | Recovery | Qual | Limits |
|---|---|---|---|---|---|---|
| Ammonia-N | 0.9257 | 1.000 | mg/L | 93% | | 90-110 |

| Type: | Matrix Spike | Lab ID: | QC1314412 | Batch: | 387757 |
|---|---|---|---|---|---|
| Matrix (Source ID): | Water (547011-001) | Method: | EPA 350.1 | Prep Method: | METHOD |

| QC1314412 Analyte | Result | Source Sample Result | Spiked | Units | Recovery | Qual | Limits | DF |
|---|---|---|---|---|---|---|---|---|
| Ammonia-N | 1.758 | 0.7254 | 1.000 | mg/L | 103% | | 90-110 | 1 |

ENTHALPY ANALYTICAL

# Batch QC

| Type: | Matrix Spike Duplicate | Lab ID: | QC1314413 | Batch: | 387757 |
|---|---|---|---|---|---|
| Matrix (Source ID): | Water (547011-001) | Method: | EPA 350.1 | Prep Method: | METHOD |

| QC1314413 Analyte | Result | Source Sample Result | Spiked | Units | Recovery | Qual | Limits | RPD | RPD Lim | DF |
|---|---|---|---|---|---|---|---|---|---|---|
| Ammonia-N | 1.666 | 0.7254 | 1.000 | mg/L | 94% | | 90-110 | 5 | 20 | 1 |

| Type: | Matrix Spike | Lab ID: | QC1314414 | Batch: | 387757 |
|---|---|---|---|---|---|
| Matrix (Source ID): | Water (547011-002) | Method: | EPA 350.1 | Prep Method: | METHOD |

| QC1314414 Analyte | Result | Source Sample Result | Spiked | Units | Recovery | Qual | Limits | DF |
|---|---|---|---|---|---|---|---|---|
| Ammonia-N | 2.600 | 1.629 | 1.000 | mg/L | 97% | E | 90-110 | 1 |

| Type: | Matrix Spike Duplicate | Lab ID: | QC1314415 | Batch: | 387757 |
|---|---|---|---|---|---|
| Matrix (Source ID): | Water (547011-002) | Method: | EPA 350.1 | Prep Method: | METHOD |

| QC1314415 Analyte | Result | Source Sample Result | Spiked | Units | Recovery | Qual | Limits | RPD | RPD Lim | DF |
|---|---|---|---|---|---|---|---|---|---|---|
| Ammonia-N | 2.612 | 1.629 | 1.000 | mg/L | 98% | E | 90-110 | | 20 | 1 |

| Type: | Blank | Lab ID: | QC1317399 | Batch: | 388582 |
|---|---|---|---|---|---|
| Matrix: | Water | Method: | EPA 420.1 | Prep Method: | METHOD |

| QC1317399 Analyte | Result | Qual | Units | RL | MDL | Prepared | Analyzed |
|---|---|---|---|---|---|---|---|
| Total Phenolics | ND | | mg/L | 0.010 | 0.0065 | 11/26/25 | 11/26/25 |

| Type: | Lab Control Sample | Lab ID: | QC1317400 | Batch: | 388582 |
|---|---|---|---|---|---|
| Matrix: | Water | Method: | EPA 420.1 | Prep Method: | METHOD |

| QC1317400 Analyte | Result | Spiked | Units | Recovery | Qual | Limits |
|---|---|---|---|---|---|---|
| Total Phenolics | 0.08000 | 0.08000 | mg/L | 100% | | 80-120 |

| Type: | Lab Control Sample Duplicate | Lab ID: | QC1317401 | Batch: | 388582 |
|---|---|---|---|---|---|
| Matrix: | Water | Method: | EPA 420.1 | Prep Method: | METHOD |

| QC1317401 Analyte | Result | Spiked | Units | Recovery | Qual | Limits | RPD | RPD Lim |
|---|---|---|---|---|---|---|---|---|
| Total Phenolics | 0.08000 | 0.08000 | mg/L | 100% | | 80-120 | 0 | 20 |

ENTHALPY ANALYTICAL

# Batch QC

| Type: Blank | Lab ID: QC1314030 | Batch: 387643 |
|---|---|---|
| Matrix: Water | | |

| QC1314030 Analyte | Result | Qual | Units | RL | MDL | Prepared | Analyzed |
|---|---|---|---|---|---|---|---|
| Method: EPA 625.1<br>Prep Method: EPA 3510C | | | | | | | |
| Pyridine | ND | | ug/L | 10 | 2.8 | 11/17/25 | 11/17/25 |
| Phenol | ND | | ug/L | 10 | 2.1 | 11/17/25 | 11/17/25 |
| 2-Methylphenol | ND | | ug/L | 10 | 3.2 | 11/17/25 | 11/17/25 |
| 3-,4-Methylphenol | ND | | ug/L | 10 | 3.0 | 11/17/25 | 11/17/25 |
| Benzoic acid | ND | | ug/L | 50 | 11 | 11/17/25 | 11/17/25 |
| Naphthalene | ND | | ug/L | 10 | 3.6 | 11/17/25 | 11/17/25 |
| Cresol | ND | | ug/L | 10 | | 11/17/25 | 11/17/25 |
| Method: EPA 8270C<br>Prep Method: EPA 3510C | | | | | | | |
| Carbazole | ND | | ug/L | 10 | 2.8 | 11/17/25 | 11/17/25 |
| N-Nitrosodimethylamine | ND | | ug/L | 10 | 2.9 | 11/17/25 | 11/17/25 |
| Aniline | ND | | ug/L | 10 | 2.8 | 11/17/25 | 11/17/25 |
| bis(2-Chloroethyl)ether | ND | | ug/L | 25 | 3.7 | 11/17/25 | 11/17/25 |
| 2-Chlorophenol | ND | | ug/L | 10 | 3.6 | 11/17/25 | 11/17/25 |
| 1,3-Dichlorobenzene | ND | | ug/L | 10 | 3.3 | 11/17/25 | 11/17/25 |
| 1,4-Dichlorobenzene | ND | | ug/L | 10 | 3.4 | 11/17/25 | 11/17/25 |
| Benzyl alcohol | ND | | ug/L | 25 | 5.8 | 11/17/25 | 11/17/25 |
| 1,2-Dichlorobenzene | ND | | ug/L | 10 | 3.3 | 11/17/25 | 11/17/25 |
| bis(2-Chloroisopropyl) ether | ND | | ug/L | 10 | 3.8 | 11/17/25 | 11/17/25 |
| N-Nitroso-di-n-propylamine | ND | | ug/L | 10 | 3.9 | 11/17/25 | 11/17/25 |
| Hexachloroethane | ND | | ug/L | 10 | 3.0 | 11/17/25 | 11/17/25 |
| Nitrobenzene | ND | | ug/L | 25 | 8.4 | 11/17/25 | 11/17/25 |
| Isophorone | ND | | ug/L | 10 | 3.7 | 11/17/25 | 11/17/25 |
| 2-Nitrophenol | ND | | ug/L | 10 | 5.4 | 11/17/25 | 11/17/25 |
| 2,4-Dimethylphenol | ND | | ug/L | 10 | 3.2 | 11/17/25 | 11/17/25 |
| bis(2-Chloroethoxy)methane | ND | | ug/L | 10 | 3.7 | 11/17/25 | 11/17/25 |
| 2,4-Dichlorophenol | ND | | ug/L | 10 | 3.7 | 11/17/25 | 11/17/25 |
| 1,2,4-Trichlorobenzene | ND | | ug/L | 10 | 3.4 | 11/17/25 | 11/17/25 |
| 4-Chloroaniline | ND | | ug/L | 10 | 3.1 | 11/17/25 | 11/17/25 |
| Hexachlorobutadiene | ND | | ug/L | 10 | 2.2 | 11/17/25 | 11/17/25 |
| 4-Chloro-3-methylphenol | ND | | ug/L | 10 | 3.6 | 11/17/25 | 11/17/25 |
| 2-Methylnaphthalene | ND | | ug/L | 10 | 3.4 | 11/17/25 | 11/17/25 |
| Hexachlorocyclopentadiene | ND | | ug/L | 25 | 7.8 | 11/17/25 | 11/17/25 |
| 2,4,6-Trichlorophenol | ND | | ug/L | 10 | 4.1 | 11/17/25 | 11/17/25 |
| 2,4,5-Trichlorophenol | ND | | ug/L | 10 | 3.7 | 11/17/25 | 11/17/25 |
| 2-Chloronaphthalene | ND | | ug/L | 10 | 3.4 | 11/17/25 | 11/17/25 |
| 2-Nitroaniline | ND | | ug/L | 50 | 4.3 | 11/17/25 | 11/17/25 |
| Dimethylphthalate | ND | | ug/L | 10 | 3.4 | 11/17/25 | 11/17/25 |
| Acenaphthylene | ND | | ug/L | 10 | 3.9 | 11/17/25 | 11/17/25 |
| 2,6-Dinitrotoluene | ND | | ug/L | 10 | 4.4 | 11/17/25 | 11/17/25 |
| 3-Nitroaniline | ND | | ug/L | 10 | 4.0 | 11/17/25 | 11/17/25 |
| Acenaphthene | ND | | ug/L | 10 | 3.2 | 11/17/25 | 11/17/25 |
| 2,4-Dinitrophenol | ND | | ug/L | 50 | 15 | 11/17/25 | 11/17/25 |
| 4-Nitrophenol | ND | | ug/L | 10 | 8.5 | 11/17/25 | 11/17/25 |
| Dibenzofuran | ND | | ug/L | 10 | 3.2 | 11/17/25 | 11/17/25 |

ENTHALPY ANALYTICAL

# Batch QC

| QC1314030 Analyte | Result | Qual | Units | RL | MDL | Prepared | Analyzed |
|---|---|---|---|---|---|---|---|
| 2,4-Dinitrotoluene | ND | | ug/L | 10 | 4.3 | 11/17/25 | 11/17/25 |
| Diethylphthalate | ND | | ug/L | 10 | 2.9 | 11/17/25 | 11/17/25 |
| Fluorene | ND | | ug/L | 10 | 3.1 | 11/17/25 | 11/17/25 |
| 4-Chlorophenyl-phenylether | ND | | ug/L | 10 | 3.1 | 11/17/25 | 11/17/25 |
| 4-Nitroaniline | ND | | ug/L | 10 | 3.3 | 11/17/25 | 11/17/25 |
| 4,6-Dinitro-2-methylphenol | ND | | ug/L | 50 | 17 | 11/17/25 | 11/17/25 |
| N-Nitrosodiphenylamine | ND | | ug/L | 10 | 4.0 | 11/17/25 | 11/17/25 |
| 1,2-diphenylhydrazine (as azobenzene) | ND | | ug/L | 10 | 2.9 | 11/17/25 | 11/17/25 |
| 4-Bromophenyl-phenylether | ND | | ug/L | 10 | 3.3 | 11/17/25 | 11/17/25 |
| Hexachlorobenzene | ND | | ug/L | 10 | 3.0 | 11/17/25 | 11/17/25 |
| Pentachlorophenol | ND | | ug/L | 25 | 5.7 | 11/17/25 | 11/17/25 |
| Phenanthrene | ND | | ug/L | 10 | 2.9 | 11/17/25 | 11/17/25 |
| Anthracene | ND | | ug/L | 10 | 2.8 | 11/17/25 | 11/17/25 |
| Di-n-butylphthalate | ND | | ug/L | 10 | 3.0 | 11/17/25 | 11/17/25 |
| Fluoranthene | ND | | ug/L | 10 | 2.8 | 11/17/25 | 11/17/25 |
| Benzidine | ND | | ug/L | 50 | 19 | 11/17/25 | 11/17/25 |
| Pyrene | ND | | ug/L | 10 | 2.7 | 11/17/25 | 11/17/25 |
| Butylbenzylphthalate | ND | | ug/L | 10 | 3.6 | 11/17/25 | 11/17/25 |
| 3,3'-Dichlorobenzidine | ND | | ug/L | 25 | 5.2 | 11/17/25 | 11/17/25 |
| Benzo(a)anthracene | ND | | ug/L | 10 | 2.4 | 11/17/25 | 11/17/25 |
| Chrysene | ND | | ug/L | 10 | 2.5 | 11/17/25 | 11/17/25 |
| bis(2-Ethylhexyl)phthalate | ND | | ug/L | 10 | 3.3 | 11/17/25 | 11/17/25 |
| Di-n-octylphthalate | ND | | ug/L | 10 | 4.7 | 11/17/25 | 11/17/25 |
| Benzo(b)fluoranthene | ND | | ug/L | 10 | 3.0 | 11/17/25 | 11/17/25 |
| Benzo(k)fluoranthene | ND | | ug/L | 10 | 3.1 | 11/17/25 | 11/17/25 |
| Benzo(a)pyrene | ND | | ug/L | 10 | 3.1 | 11/17/25 | 11/17/25 |
| Indeno(1,2,3-cd)pyrene | ND | | ug/L | 10 | 4.2 | 11/17/25 | 11/17/25 |
| Dibenz(a,h)anthracene | ND | | ug/L | 10 | 4.2 | 11/17/25 | 11/17/25 |
| Benzo(g,h,i)perylene | ND | | ug/L | 10 | 4.1 | 11/17/25 | 11/17/25 |
| **Surrogates** | | | | **Limits** | | | |
| 2-Fluorophenol | 72% | | %REC | 15-120 | | 11/17/25 | 11/17/25 |
| Phenol-d6 | 68% | | %REC | 15-120 | | 11/17/25 | 11/17/25 |
| 2,4,6-Tribromophenol | 100% | | %REC | 15-140 | | 11/17/25 | 11/17/25 |
| Nitrobenzene-d5 | 85% | | %REC | 15-123 | | 11/17/25 | 11/17/25 |
| 2-Fluorobiphenyl | 83% | | %REC | 15-120 | | 11/17/25 | 11/17/25 |
| Terphenyl-d14 | 94% | | %REC | 15-120 | | 11/17/25 | 11/17/25 |

ENTHALPY ANALYTICAL

# Batch QC

| | | | | | |
|---|---|---|---|---|---|
| **Type:** | **Lab Control Sample** | **Lab ID:** | **QC1314031** | **Batch:** | **387643** |
| **Matrix:** | **Water** | **Method:** | **EPA 8270C** | **Prep Method:** | **EPA 3510C** |

| QC1314031 Analyte | Result | Spiked | Units | Recovery | Qual | Limits |
|---|---|---|---|---|---|---|
| Phenol | 22.57 | 75.00 | ug/L | 30% | | 14-120 |
| 2-Chlorophenol | 45.81 | 75.00 | ug/L | 61% | | 46-120 |
| 1,4-Dichlorobenzene | 43.93 | 75.00 | ug/L | 59% | | 42-120 |
| 3-,4-Methylphenol | 42.66 | 75.00 | ug/L | 57% | | 40-120 |
| N-Nitroso-di-n-propylamine | 52.21 | 75.00 | ug/L | 70% | | 54-121 |
| 2,4-Dimethylphenol | 47.56 | 75.00 | ug/L | 63% | | 48-120 |
| 1,2,4-Trichlorobenzene | 43.50 | 75.00 | ug/L | 58% | | 45-120 |
| 4-Chloro-3-methylphenol | 57.54 | 75.00 | ug/L | 77% | | 60-121 |
| 2,4,5-Trichlorophenol | 56.63 | 75.00 | ug/L | 76% | | 62-124 |
| Acenaphthene | 54.42 | 75.00 | ug/L | 73% | | 56-120 |
| 4-Nitrophenol | 29.45 | 75.00 | ug/L | 39% | | 17-120 |
| 2,4-Dinitrotoluene | 65.25 | 75.00 | ug/L | 87% | | 69-127 |
| Pentachlorophenol | 56.59 | 75.00 | ug/L | 75% | | 51-120 |
| Pyrene | 55.74 | 75.00 | ug/L | 74% | | 68-123 |
| Chrysene | 60.88 | 75.00 | ug/L | 81% | | 66-120 |
| Benzo(b)fluoranthene | 70.27 | 75.00 | ug/L | 94% | | 67-120 |
| **Surrogates** | | | | | | |
| 2-Fluorophenol | 16.88 | 40.00 | ug/L | 42% | | 15-120 |
| Phenol-d6 | 11.62 | 40.00 | ug/L | 29% | | 15-120 |
| 2,4,6-Tribromophenol | 33.69 | 40.00 | ug/L | 84% | | 15-140 |
| Nitrobenzene-d5 | 25.81 | 40.00 | ug/L | 65% | | 15-123 |
| 2-Fluorobiphenyl | 27.90 | 40.00 | ug/L | 70% | | 15-120 |
| Terphenyl-d14 | 31.10 | 40.00 | ug/L | 78% | | 15-120 |

ENTHALPY ANALYTICAL

# Batch QC

| | | | | | |
|---|---|---|---|---|---|
| **Type:** | **Lab Control Sample Duplicate** | **Lab ID:** | **QC1314032** | **Batch:** | **387643** |
| **Matrix:** | **Water** | **Method:** | **EPA 8270C** | **Prep Method:** | **EPA 3510C** |

| QC1314032 Analyte | Result | Spiked | Units | Recovery | Qual | Limits | RPD | RPD Lim |
|---|---|---|---|---|---|---|---|---|
| Phenol | 27.49 | 75.00 | ug/L | 37% | | 14-120 | 20 | 52 |
| 2-Chlorophenol | 54.18 | 75.00 | ug/L | 72% | | 46-120 | 17 | 52 |
| 1,4-Dichlorobenzene | 51.52 | 75.00 | ug/L | 69% | | 42-120 | 16 | 53 |
| 3-,4-Methylphenol | 48.65 | 75.00 | ug/L | 65% | | 40-120 | 13 | 51 |
| N-Nitroso-di-n-propylamine | 62.48 | 75.00 | ug/L | 83% | | 54-121 | 18 | 52 |
| 2,4-Dimethylphenol | 58.85 | 75.00 | ug/L | 78% | | 48-120 | 21 | 52 |
| 1,2,4-Trichlorobenzene | 56.99 | 75.00 | ug/L | 76% | | 45-120 | 27 | 54 |
| 4-Chloro-3-methylphenol | 61.64 | 75.00 | ug/L | 82% | | 60-121 | 7 | 47 |
| 2,4,5-Trichlorophenol | 60.34 | 75.00 | ug/L | 80% | | 62-124 | 6 | 46 |
| Acenaphthene | 63.20 | 75.00 | ug/L | 84% | | 56-120 | 15 | 46 |
| 4-Nitrophenol | 32.47 | 75.00 | ug/L | 43% | | 17-120 | 10 | 44 |
| 2,4-Dinitrotoluene | 72.42 | 75.00 | ug/L | 97% | | 69-127 | 10 | 40 |
| Pentachlorophenol | 64.31 | 75.00 | ug/L | 86% | | 51-120 | 13 | 42 |
| Pyrene | 63.91 | 75.00 | ug/L | 85% | | 68-123 | 14 | 39 |
| Chrysene | 69.52 | 75.00 | ug/L | 93% | | 66-120 | 13 | 38 |
| Benzo(b)fluoranthene | 71.28 | 75.00 | ug/L | 95% | | 67-120 | 1 | 39 |
| **Surrogates** | | | | | | | | |
| 2-Fluorophenol | 19.46 | 40.00 | ug/L | 49% | | 15-120 | | |
| Phenol-d6 | 13.41 | 40.00 | ug/L | 34% | | 15-120 | | |
| 2,4,6-Tribromophenol | 37.94 | 40.00 | ug/L | 95% | | 15-140 | | |
| Nitrobenzene-d5 | 30.88 | 40.00 | ug/L | 77% | | 15-123 | | |
| 2-Fluorobiphenyl | 28.05 | 40.00 | ug/L | 70% | | 15-120 | | |
| Terphenyl-d14 | 30.65 | 40.00 | ug/L | 77% | | 15-120 | | |

ENTHALPY ANALYTICAL

# Batch QC

| Type: Blank | Lab ID: QC1313845 | Batch: 387596 |
|---|---|---|
| Matrix: Water | | |

| QC1313845 Analyte | Result | Qual | Units | RL | MDL | Prepared | Analyzed |
|---|---|---|---|---|---|---|---|
| Method: EPA 8081A<br>Prep Method: EPA 3510C | | | | | | | |
| alpha-BHC | ND | | ug/L | 0.05 | 0.02 | 11/16/25 | 11/23/25 |
| beta-BHC | ND | | ug/L | 0.05 | 0.02 | 11/16/25 | 11/23/25 |
| gamma-BHC | ND | | ug/L | 0.05 | 0.02 | 11/16/25 | 11/23/25 |
| delta-BHC | ND | | ug/L | 0.05 | 0.02 | 11/16/25 | 11/23/25 |
| Heptachlor | ND | | ug/L | 0.05 | 0.01 | 11/16/25 | 11/23/25 |
| Aldrin | ND | | ug/L | 0.05 | 0.02 | 11/16/25 | 11/23/25 |
| Heptachlor epoxide | ND | | ug/L | 0.05 | 0.02 | 11/16/25 | 11/23/25 |
| Endosulfan I | ND | | ug/L | 0.05 | 0.02 | 11/16/25 | 11/23/25 |
| Dieldrin | ND | | ug/L | 0.1 | 0.01 | 11/16/25 | 11/23/25 |
| 4,4'-DDE | ND | | ug/L | 0.1 | 0.02 | 11/16/25 | 11/23/25 |
| Endrin | ND | | ug/L | 0.1 | 0.02 | 11/16/25 | 11/23/25 |
| Endosulfan II | ND | | ug/L | 0.1 | 0.02 | 11/16/25 | 11/23/25 |
| Endosulfan sulfate | ND | | ug/L | 0.1 | 0.02 | 11/16/25 | 11/23/25 |
| 4,4'-DDD | ND | | ug/L | 0.1 | 0.02 | 11/16/25 | 11/23/25 |
| Endrin aldehyde | ND | | ug/L | 0.1 | 0.03 | 11/16/25 | 11/23/25 |
| Endrin ketone | ND | | ug/L | 0.1 | 0.03 | 11/16/25 | 11/23/25 |
| 4,4'-DDT | ND | | ug/L | 0.1 | 0.04 | 11/16/25 | 11/23/25 |
| Methoxychlor | ND | | ug/L | 0.1 | 0.06 | 11/16/25 | 11/23/25 |
| Toxaphene | ND | | ug/L | 2.0 | 0.8 | 11/16/25 | 11/23/25 |
| Chlordane (Technical) | ND | | ug/L | 1.0 | 0.3 | 11/16/25 | 11/23/25 |
| **Surrogates** | | | | **Limits** | | | |
| TCMX | 76% | | %REC | 29-120 | | 11/16/25 | 11/23/25 |
| Decachlorobiphenyl | 90% | | %REC | 33-132 | | 11/16/25 | 11/23/25 |
| Method: EPA 8082<br>Prep Method: EPA 3510C | | | | | | | |
| Aroclor-1016 | ND | | ug/L | 0.50 | 0.30 | 11/16/25 | 11/20/25 |
| Aroclor-1221 | ND | | ug/L | 0.50 | 0.47 | 11/16/25 | 11/20/25 |
| Aroclor-1232 | ND | | ug/L | 0.50 | 0.27 | 11/16/25 | 11/20/25 |
| Aroclor-1242 | ND | | ug/L | 0.50 | 0.29 | 11/16/25 | 11/20/25 |
| Aroclor-1248 | ND | | ug/L | 0.50 | 0.24 | 11/16/25 | 11/20/25 |
| Aroclor-1254 | ND | | ug/L | 0.50 | 0.27 | 11/16/25 | 11/20/25 |
| Aroclor-1260 | ND | | ug/L | 0.50 | 0.33 | 11/16/25 | 11/20/25 |
| Aroclor-1262 | ND | | ug/L | 0.50 | 0.29 | 11/16/25 | 11/20/25 |
| Aroclor-1268 | ND | | ug/L | 0.50 | 0.26 | 11/16/25 | 11/20/25 |
| **Surrogates** | | | | **Limits** | | | |
| Decachlorobiphenyl (PCB) | 107% | | %REC | 28-138 | | 11/16/25 | 11/20/25 |

ENTHALPY ANALYTICAL

# Batch QC

| | | | | | |
|---|---|---|---|---|---|
| **Type:** | **Lab Control Sample** | **Lab ID:** | **QC1313846** | **Batch:** | **387596** |
| **Matrix:** | **Water** | **Method:** | **EPA 8081A** | **Prep Method:** | **EPA 3510C** |

| QC1313846 Analyte | Result | Spiked | Units | Recovery | Qual | Limits |
|---|---|---|---|---|---|---|
| alpha-BHC | 0.4494 | 0.5000 | ug/L | 90% | | 66-121 |
| beta-BHC | 0.4901 | 0.5000 | ug/L | 98% | | 73-120 |
| gamma-BHC | 0.4964 | 0.5000 | ug/L | 99% | | 68-125 |
| delta-BHC | 0.5123 | 0.5000 | ug/L | 102% | | 68-131 |
| Heptachlor | 0.4813 | 0.5000 | ug/L | 96% | | 63-120 |
| Aldrin | 0.4294 | 0.5000 | ug/L | 86% | | 56-120 |
| Heptachlor epoxide | 0.4852 | 0.5000 | ug/L | 97% | | 65-120 |
| Endosulfan I | 0.5202 | 0.5000 | ug/L | 104% | | 68-124 |
| Dieldrin | 0.5128 | 0.5000 | ug/L | 103% | | 66-124 |
| 4,4'-DDE | 0.4802 | 0.5000 | ug/L | 96% | | 67-131 |
| Endrin | 0.5676 | 0.5000 | ug/L | 114% | | 68-135 |
| Endosulfan II | 0.5387 | 0.5000 | ug/L | 108% | | 71-130 |
| Endosulfan sulfate | 0.5106 | 0.5000 | ug/L | 102% | | 68-128 |
| 4,4'-DDD | 0.5113 | 0.5000 | ug/L | 102% | | 65-130 |
| Endrin aldehyde | 0.4767 | 0.5000 | ug/L | 95% | | 67-124 |
| Endrin ketone | 0.5090 | 0.5000 | ug/L | 102% | | 69-137 |
| 4,4'-DDT | 0.5499 | 0.5000 | ug/L | 110% | | 65-136 |
| Methoxychlor | 0.5430 | 0.5000 | ug/L | 109% | | 69-150 |
| **Surrogates** | | | | | | |
| TCMX | 0.3661 | 0.5000 | ug/L | 73% | | 29-120 |
| Decachlorobiphenyl | 0.4834 | 0.5000 | ug/L | 97% | | 33-132 |

ENTHALPY ANALYTICAL

# Batch QC

| Type: | Lab Control Sample Duplicate | Lab ID: | QC1313847 | Batch: | 387596 |
|---|---|---|---|---|---|
| Matrix: | Water | Method: | EPA 8081A | Prep Method: | EPA 3510C |

| QC1313847 Analyte | Result | Spiked | Units | Recovery | Qual | Limits | RPD | RPD Lim |
|---|---|---|---|---|---|---|---|---|
| alpha-BHC | 0.4690 | 0.5000 | ug/L | 94% | | 66-121 | 4 | 20 |
| beta-BHC | 0.5084 | 0.5000 | ug/L | 102% | | 73-120 | 4 | 20 |
| gamma-BHC | 0.5147 | 0.5000 | ug/L | 103% | | 68-125 | 4 | 20 |
| delta-BHC | 0.5314 | 0.5000 | ug/L | 106% | | 68-131 | 4 | 20 |
| Heptachlor | 0.4954 | 0.5000 | ug/L | 99% | | 63-120 | 3 | 24 |
| Aldrin | 0.4539 | 0.5000 | ug/L | 91% | | 56-120 | 6 | 30 |
| Heptachlor epoxide | 0.4979 | 0.5000 | ug/L | 100% | | 65-120 | 3 | 20 |
| Endosulfan I | 0.5324 | 0.5000 | ug/L | 106% | | 68-124 | 2 | 20 |
| Dieldrin | 0.5268 | 0.5000 | ug/L | 105% | | 66-124 | 3 | 22 |
| 4,4'-DDE | 0.4920 | 0.5000 | ug/L | 98% | | 67-131 | 2 | 21 |
| Endrin | 0.5847 | 0.5000 | ug/L | 117% | | 68-135 | 3 | 20 |
| Endosulfan II | 0.5551 | 0.5000 | ug/L | 111% | | 71-130 | 3 | 21 |
| Endosulfan sulfate | 0.5321 | 0.5000 | ug/L | 106% | | 68-128 | 4 | 21 |
| 4,4'-DDD | 0.5295 | 0.5000 | ug/L | 106% | | 65-130 | 4 | 22 |
| Endrin aldehyde | 0.4872 | 0.5000 | ug/L | 97% | | 67-124 | 2 | 20 |
| Endrin ketone | 0.5276 | 0.5000 | ug/L | 106% | | 69-137 | 4 | 21 |
| 4,4'-DDT | 0.5615 | 0.5000 | ug/L | 112% | | 65-136 | 2 | 23 |
| Methoxychlor | 0.5562 | 0.5000 | ug/L | 111% | | 69-150 | 2 | 23 |
| **Surrogates** | | | | | | | | |
| TCMX | 0.3702 | 0.5000 | ug/L | 74% | | 29-120 | | |
| Decachlorobiphenyl | 0.4795 | 0.5000 | ug/L | 96% | | 33-132 | | |

| Type: | Lab Control Sample | Lab ID: | QC1313848 | Batch: | 387596 |
|---|---|---|---|---|---|
| Matrix: | Water | Method: | EPA 8082 | Prep Method: | EPA 3510C |

| QC1313848 Analyte | Result | Spiked | Units | Recovery | Qual | Limits |
|---|---|---|---|---|---|---|
| Aroclor-1016 | 4.404 | 5.000 | ug/L | 88% | | 69-120 |
| Aroclor-1260 | 4.990 | 5.000 | ug/L | 100% | | 72-124 |
| **Surrogates** | | | | | | |
| Decachlorobiphenyl (PCB) | 0.5407 | 0.5000 | ug/L | 108% | | 28-138 |

| Type: | Lab Control Sample Duplicate | Lab ID: | QC1313849 | Batch: | 387596 |
|---|---|---|---|---|---|
| Matrix: | Water | Method: | EPA 8082 | Prep Method: | EPA 3510C |

| QC1313849 Analyte | Result | Spiked | Units | Recovery | Qual | Limits | RPD | RPD Lim |
|---|---|---|---|---|---|---|---|---|
| Aroclor-1016 | 4.416 | 5.000 | ug/L | 88% | | 69-120 | 0 | 22 |
| Aroclor-1260 | 4.708 | 5.000 | ug/L | 94% | | 72-124 | 6 | 25 |
| **Surrogates** | | | | | | | | |
| Decachlorobiphenyl (PCB) | 0.5225 | 0.5000 | ug/L | 105% | | 28-138 | | |

ENTHALPY ANALYTICAL

# Batch QC

| Type: Lab Control Sample | Lab ID: QC1314316 | Batch: 387728 |
|---|---|---|
| Matrix: Water | Method: EPA 8260B | Prep Method: EPA 5030B |

| QC1314316 Analyte | Result | Spiked | Units | Recovery | Qual | Limits |
|---|---|---|---|---|---|---|
| 1,1-Dichloroethene | 42.68 | 50.00 | ug/L | 85% | | 69-128 |
| MTBE | 46.37 | 50.00 | ug/L | 93% | | 66-125 |
| Benzene | 46.69 | 50.00 | ug/L | 93% | | 76-121 |
| Trichloroethene | 51.20 | 50.00 | ug/L | 102% | | 76-124 |
| Toluene | 46.86 | 50.00 | ug/L | 94% | | 76-120 |
| Chlorobenzene | 49.85 | 50.00 | ug/L | 100% | | 78-120 |
| **Surrogates** | | | | | | |
| Dibromofluoromethane | 53.59 | 50.00 | ug/L | 107% | | 70-130 |
| 1,2-Dichloroethane-d4 | 46.60 | 50.00 | ug/L | 93% | | 70-130 |
| Toluene-d8 | 50.36 | 50.00 | ug/L | 101% | | 70-130 |
| Bromofluorobenzene | 50.44 | 50.00 | ug/L | 101% | | 70-130 |

| Type: Lab Control Sample Duplicate | Lab ID: QC1314317 | Batch: 387728 |
|---|---|---|
| Matrix: Water | Method: EPA 8260B | Prep Method: EPA 5030B |

| QC1314317 Analyte | Result | Spiked | Units | Recovery | Qual | Limits | RPD | RPD Lim |
|---|---|---|---|---|---|---|---|---|
| 1,1-Dichloroethene | 40.82 | 50.00 | ug/L | 82% | | 69-128 | 4 | 23 |
| MTBE | 46.13 | 50.00 | ug/L | 92% | | 66-125 | 1 | 22 |
| Benzene | 45.09 | 50.00 | ug/L | 90% | | 76-121 | 3 | 21 |
| Trichloroethene | 50.58 | 50.00 | ug/L | 101% | | 76-124 | 1 | 22 |
| Toluene | 45.32 | 50.00 | ug/L | 91% | | 76-120 | 3 | 21 |
| Chlorobenzene | 48.37 | 50.00 | ug/L | 97% | | 78-120 | 3 | 20 |
| **Surrogates** | | | | | | | | |
| Dibromofluoromethane | 53.80 | 50.00 | ug/L | 108% | | 70-130 | | |
| 1,2-Dichloroethane-d4 | 47.21 | 50.00 | ug/L | 94% | | 70-130 | | |
| Toluene-d8 | 50.23 | 50.00 | ug/L | 100% | | 70-130 | | |
| Bromofluorobenzene | 50.75 | 50.00 | ug/L | 102% | | 70-130 | | |

ENTHALPY ANALYTICAL

# Batch QC

| | | | | | |
|---|---|---|---|---|---|
| **Type:** | **Blank** | **Lab ID:** | **QC1314321** | **Batch:** | **387728** |
| **Matrix:** | **Water** | **Method:** | **EPA 8260B** | **Prep Method:** | **EPA 5030B** |

| QC1314321 Analyte | Result | Qual | Units | RL | MDL | Prepared | Analyzed |
|---|---|---|---|---|---|---|---|
| Carbon Disulfide | ND | | ug/L | 5.0 | 0.1 | 11/18/25 | 11/18/25 |
| Chloroprene | ND | | ug/L | 200 | 2.7 | 11/18/25 | 11/18/25 |
| 3-Chloropropene | ND | | ug/L | 5.0 | 0.2 | 11/18/25 | 11/18/25 |
| Ethyl methacrylate | ND | | ug/L | 50 | 3.9 | 11/18/25 | 11/18/25 |
| Ethanol | ND | | ug/L | 500 | 160 | 11/18/25 | 11/18/25 |
| 2-Hexanone | ND | | ug/L | 5.0 | 1.3 | 11/18/25 | 11/18/25 |
| Isopropanol (IPA) | ND | | ug/L | 200 | 96 | 11/18/25 | 11/18/25 |
| Methyl acrylonitrile | ND | | ug/L | 35 | 4.2 | 11/18/25 | 11/18/25 |
| Vinyl Acetate | ND | | ug/L | 50 | 3.2 | 11/18/25 | 11/18/25 |
| Acrolein | ND | | ug/L | 200 | 2.6 | 11/18/25 | 11/18/25 |
| Acrylonitrile | ND | | ug/L | 10 | 0.7 | 11/18/25 | 11/18/25 |
| Freon 12 | ND | | ug/L | 5.0 | 0.2 | 11/18/25 | 11/18/25 |
| Chloromethane | ND | | ug/L | 5.0 | 0.09 | 11/18/25 | 11/18/25 |
| Vinyl Chloride | ND | | ug/L | 5.0 | 0.1 | 11/18/25 | 11/18/25 |
| Bromomethane | ND | | ug/L | 5.0 | 0.1 | 11/18/25 | 11/18/25 |
| Chloroethane | ND | | ug/L | 5.0 | 0.1 | 11/18/25 | 11/18/25 |
| Trichlorofluoromethane | ND | | ug/L | 5.0 | 0.1 | 11/18/25 | 11/18/25 |
| Iodomethane | ND | | ug/L | 5.0 | | 11/18/25 | 11/18/25 |
| Acetone | ND | | ug/L | 100 | 14 | 11/18/25 | 11/18/25 |
| Freon 113 | ND | | ug/L | 5.0 | 0.1 | 11/18/25 | 11/18/25 |
| 1,1-Dichloroethene | ND | | ug/L | 5.0 | 0.1 | 11/18/25 | 11/18/25 |
| Methylene Chloride | ND | | ug/L | 10 | 0.2 | 11/18/25 | 11/18/25 |
| MTBE | ND | | ug/L | 5.0 | 0.1 | 11/18/25 | 11/18/25 |
| trans-1,2-Dichloroethene | ND | | ug/L | 5.0 | 0.1 | 11/18/25 | 11/18/25 |
| 1,1-Dichloroethane | ND | | ug/L | 5.0 | 0.09 | 11/18/25 | 11/18/25 |
| 2-Butanone | ND | | ug/L | 10 | 1.3 | 11/18/25 | 11/18/25 |
| cis-1,2-Dichloroethene | ND | | ug/L | 5.0 | 0.1 | 11/18/25 | 11/18/25 |
| 2,2-Dichloropropane | ND | | ug/L | 5.0 | 0.2 | 11/18/25 | 11/18/25 |
| Chloroform | ND | | ug/L | 5.0 | 0.08 | 11/18/25 | 11/18/25 |
| Bromochloromethane | ND | | ug/L | 5.0 | 0.1 | 11/18/25 | 11/18/25 |
| 1,1,1-Trichloroethane | ND | | ug/L | 5.0 | 0.1 | 11/18/25 | 11/18/25 |
| 1,1-Dichloropropene | ND | | ug/L | 5.0 | 0.1 | 11/18/25 | 11/18/25 |
| Carbon Tetrachloride | ND | | ug/L | 5.0 | 0.1 | 11/18/25 | 11/18/25 |
| 1,2-Dichloroethane | ND | | ug/L | 5.0 | 0.2 | 11/18/25 | 11/18/25 |
| Benzene | ND | | ug/L | 1.0 | 0.1 | 11/18/25 | 11/18/25 |
| Trichloroethene | ND | | ug/L | 5.0 | 0.1 | 11/18/25 | 11/18/25 |
| 1,2-Dichloropropane | ND | | ug/L | 5.0 | 0.09 | 11/18/25 | 11/18/25 |
| Bromodichloromethane | ND | | ug/L | 5.0 | 0.07 | 11/18/25 | 11/18/25 |
| Dibromomethane | ND | | ug/L | 5.0 | 0.1 | 11/18/25 | 11/18/25 |
| 4-Methyl-2-Pentanone | ND | | ug/L | 5.0 | 1.0 | 11/18/25 | 11/18/25 |
| cis-1,3-Dichloropropene | ND | | ug/L | 5.0 | 0.1 | 11/18/25 | 11/18/25 |
| Toluene | ND | | ug/L | 5.0 | 0.1 | 11/18/25 | 11/18/25 |
| trans-1,3-Dichloropropene | ND | | ug/L | 5.0 | 0.09 | 11/18/25 | 11/18/25 |
| 1,1,2-Trichloroethane | ND | | ug/L | 5.0 | 0.1 | 11/18/25 | 11/18/25 |
| 1,3-Dichloropropane | ND | | ug/L | 5.0 | 0.07 | 11/18/25 | 11/18/25 |
| Tetrachloroethene | ND | | ug/L | 5.0 | 0.2 | 11/18/25 | 11/18/25 |
| Dibromochloromethane | ND | | ug/L | 5.0 | 0.1 | 11/18/25 | 11/18/25 |

ENTHALPY ANALYTICAL

## Batch QC

| QC1314321 Analyte | Result | Qual | Units | RL | MDL | Prepared | Analyzed |
|---|---|---|---|---|---|---|---|
| 1,2-Dibromoethane | ND | | ug/L | 5.0 | 0.1 | 11/18/25 | 11/18/25 |
| Chlorobenzene | ND | | ug/L | 5.0 | 0.1 | 11/18/25 | 11/18/25 |
| 1,1,1,2-Tetrachloroethane | ND | | ug/L | 5.0 | 0.07 | 11/18/25 | 11/18/25 |
| Ethylbenzene | ND | | ug/L | 5.0 | 0.1 | 11/18/25 | 11/18/25 |
| m,p-Xylenes | ND | | ug/L | 5.0 | 0.2 | 11/18/25 | 11/18/25 |
| o-Xylene | ND | | ug/L | 5.0 | 0.1 | 11/18/25 | 11/18/25 |
| Styrene | ND | | ug/L | 5.0 | 0.1 | 11/18/25 | 11/18/25 |
| Bromoform | ND | | ug/L | 5.0 | 0.06 | 11/18/25 | 11/18/25 |
| Isopropylbenzene | ND | | ug/L | 5.0 | 0.1 | 11/18/25 | 11/18/25 |
| 1,1,2,2-Tetrachloroethane | ND | | ug/L | 5.0 | 0.1 | 11/18/25 | 11/18/25 |
| 1,2,3-Trichloropropane | ND | | ug/L | 5.0 | 0.3 | 11/18/25 | 11/18/25 |
| Propylbenzene | ND | | ug/L | 5.0 | 0.1 | 11/18/25 | 11/18/25 |
| Bromobenzene | ND | | ug/L | 5.0 | 0.1 | 11/18/25 | 11/18/25 |
| 1,3,5-Trimethylbenzene | ND | | ug/L | 5.0 | 0.1 | 11/18/25 | 11/18/25 |
| 2-Chlorotoluene | ND | | ug/L | 5.0 | 0.1 | 11/18/25 | 11/18/25 |
| 4-Chlorotoluene | ND | | ug/L | 5.0 | 0.2 | 11/18/25 | 11/18/25 |
| tert-Butylbenzene | ND | | ug/L | 5.0 | 0.1 | 11/18/25 | 11/18/25 |
| 1,2,4-Trimethylbenzene | ND | | ug/L | 5.0 | 0.1 | 11/18/25 | 11/18/25 |
| sec-Butylbenzene | ND | | ug/L | 5.0 | 0.2 | 11/18/25 | 11/18/25 |
| para-Isopropyl Toluene | ND | | ug/L | 5.0 | 0.2 | 11/18/25 | 11/18/25 |
| 1,3-Dichlorobenzene | ND | | ug/L | 5.0 | 0.1 | 11/18/25 | 11/18/25 |
| 1,4-Dichlorobenzene | ND | | ug/L | 5.0 | 0.2 | 11/18/25 | 11/18/25 |
| n-Butylbenzene | ND | | ug/L | 5.0 | 0.1 | 11/18/25 | 11/18/25 |
| 1,2-Dichlorobenzene | ND | | ug/L | 5.0 | 0.1 | 11/18/25 | 11/18/25 |
| 1,2-Dibromo-3-Chloropropane | ND | | ug/L | 5.0 | 0.6 | 11/18/25 | 11/18/25 |
| 1,2,4-Trichlorobenzene | ND | | ug/L | 5.0 | 0.3 | 11/18/25 | 11/18/25 |
| Hexachlorobutadiene | ND | | ug/L | 5.0 | 0.3 | 11/18/25 | 11/18/25 |
| 1,2,3-Trichlorobenzene | ND | | ug/L | 5.0 | 0.3 | 11/18/25 | 11/18/25 |
| cis-1,4-Dichloro-2-butene | ND | | ug/L | 5.0 | 0.3 | 11/18/25 | 11/18/25 |
| trans-1,4-Dichloro-2-butene | ND | | ug/L | 5.0 | 0.3 | 11/18/25 | 11/18/25 |
| Xylene (total) | ND | | ug/L | 5.0 | | 11/18/25 | 11/18/25 |
| **Surrogates** | | | | **Limits** | | | |
| Dibromofluoromethane | 110% | | %REC | 70-130 | | 11/18/25 | 11/18/25 |
| 1,2-Dichloroethane-d4 | 97% | | %REC | 70-130 | | 11/18/25 | 11/18/25 |
| Toluene-d8 | 99% | | %REC | 70-130 | | 11/18/25 | 11/18/25 |
| Bromofluorobenzene | 103% | | %REC | 70-130 | | 11/18/25 | 11/18/25 |

ENTHALPY ANALYTICAL

# Batch QC

| Type: | Matrix Spike | Lab ID: | QC1314395 | Batch: | 387728 |
|---|---|---|---|---|---|
| Matrix (Source ID): | Water (546946-001) | Method: | EPA 8260B | Prep Method: | EPA 5030B |

| QC1314395 Analyte | Result | Source Sample Result | Spiked | Units | Recovery | Qual | Limits | DF |
|---|---|---|---|---|---|---|---|---|
| 1,1-Dichloroethene | 19.56 | ND | 20.00 | ug/L | 98% | | 62-131 | 1 |
| MTBE | 21.59 | ND | 20.00 | ug/L | 108% | | 61-124 | 1 |
| Benzene | 21.65 | ND | 20.00 | ug/L | 108% | | 70-123 | 1 |
| Trichloroethene | 24.54 | ND | 20.00 | ug/L | 123% | | 65-131 | 1 |
| Toluene | 21.44 | ND | 20.00 | ug/L | 107% | | 69-120 | 1 |
| Chlorobenzene | 23.22 | ND | 20.00 | ug/L | 116% | | 72-121 | 1 |
| **Surrogates** | | | | | | | | |
| Dibromofluoromethane | 53.48 | | 50.00 | ug/L | 107% | | 70-130 | 1 |
| 1,2-Dichloroethane-d4 | 46.66 | | 50.00 | ug/L | 93% | | 70-130 | 1 |
| Toluene-d8 | 49.10 | | 50.00 | ug/L | 98% | | 70-130 | 1 |
| Bromofluorobenzene | 50.78 | | 50.00 | ug/L | 102% | | 70-130 | 1 |

| Type: | Matrix Spike Duplicate | Lab ID: | QC1314396 | Batch: | 387728 |
|---|---|---|---|---|---|
| Matrix (Source ID): | Water (546946-001) | Method: | EPA 8260B | Prep Method: | EPA 5030B |

| QC1314396 Analyte | Result | Source Sample Result | Spiked | Units | Recovery | Qual | Limits | RPD | RPD Lim | DF |
|---|---|---|---|---|---|---|---|---|---|---|
| 1,1-Dichloroethene | 17.99 | ND | 20.00 | ug/L | 90% | | 62-131 | 8 | 31 | 1 |
| MTBE | 20.61 | ND | 20.00 | ug/L | 103% | | 61-124 | 5 | 30 | 1 |
| Benzene | 19.89 | ND | 20.00 | ug/L | 99% | | 70-123 | 8 | 31 | 1 |
| Trichloroethene | 22.91 | ND | 20.00 | ug/L | 115% | | 65-131 | 7 | 31 | 1 |
| Toluene | 20.00 | ND | 20.00 | ug/L | 100% | | 69-120 | 7 | 29 | 1 |
| Chlorobenzene | 21.45 | ND | 20.00 | ug/L | 107% | | 72-121 | 8 | 29 | 1 |
| **Surrogates** | | | | | | | | | | |
| Dibromofluoromethane | 53.53 | | 50.00 | ug/L | 107% | | 70-130 | | | 1 |
| 1,2-Dichloroethane-d4 | 46.85 | | 50.00 | ug/L | 94% | | 70-130 | | | 1 |
| Toluene-d8 | 50.19 | | 50.00 | ug/L | 100% | | 70-130 | | | 1 |
| Bromofluorobenzene | 51.19 | | 50.00 | ug/L | 102% | | 70-130 | | | 1 |

| Type: | Blank | Lab ID: | QC1313769 | Batch: | 387578 |
|---|---|---|---|---|---|
| Matrix: | Water | Method: | EPA 8270C-SIM | Prep Method: | EPA 3535 |

| QC1313769 Analyte | Result | Qual | Units | RL | MDL | Prepared | Analyzed |
|---|---|---|---|---|---|---|---|
| 1,4-Dioxane | ND | | ug/L | 1.0 | 0.87 | 11/16/25 | 11/18/25 |
| **Surrogates** | | | | **Limits** | | | |
| 1,4-Dioxane-d8 (SUR) | 101% | | %REC | 80-120 | | 11/16/25 | 11/18/25 |

ENTHALPY ANALYTICAL

# Batch QC

| Type: Lab Control Sample | Lab ID: QC1313770 | Batch: 387578 |
|---|---|---|
| Matrix: Water | Method: EPA 8270C-SIM | Prep Method: EPA 3535 |

| QC1313770 Analyte | Result | Spiked | Units | Recovery | Qual | Limits |
|---|---|---|---|---|---|---|
| 1,4-Dioxane | 10.15 | 10.00 | ug/L | 102% | | 79-120 |
| **Surrogates** | | | | | | |
| 1,4-Dioxane-d8 (SUR) | 9.725 | 10.00 | ug/L | 97% | | 80-120 |

| Type: Matrix Spike | Lab ID: QC1313771 | Batch: 387578 |
|---|---|---|
| Matrix (Source ID): Water (546541-006) | Method: EPA 8270C-SIM | Prep Method: EPA 3535 |

| QC1313771 Analyte | Result | Source Sample Result | Spiked | Units | Recovery | Qual | Limits | DF |
|---|---|---|---|---|---|---|---|---|
| 1,4-Dioxane | 16.53 | 9.609 | 10.00 | ug/L | 69% | | 69-120 | 1 |
| **Surrogates** | | | | | | | | |
| 1,4-Dioxane-d8 (SUR) | 10.10 | | 10.00 | ug/L | 101% | | 80-120 | 1 |

| Type: Matrix Spike Duplicate | Lab ID: QC1313772 | Batch: 387578 |
|---|---|---|
| Matrix (Source ID): Water (546541-006) | Method: EPA 8270C-SIM | Prep Method: EPA 3535 |

| QC1313772 Analyte | Result | Source Sample Result | Spiked | Units | Recovery | Qual | Limits | RPD | RPD Lim | DF |
|---|---|---|---|---|---|---|---|---|---|---|
| 1,4-Dioxane | 16.61 | 9.609 | 10.00 | ug/L | 70% | | 69-120 | 0 | 30 | 1 |
| **Surrogates** | | | | | | | | | | |
| 1,4-Dioxane-d8 (SUR) | 9.959 | | 10.00 | ug/L | 100% | | 80-120 | | | 1 |

| Type: Blank | Lab ID: QC1315719 | Batch: 388149 |
|---|---|---|
| Matrix: Water | Method: SM 4500-CN-E | Prep Method: METHOD |

| QC1315719 Analyte | Result | Qual | Units | RL | MDL | Prepared | Analyzed |
|---|---|---|---|---|---|---|---|
| Cyanide | ND | | mg/L | 0.0050 | 0.0017 | 11/22/25 | 11/24/25 |

| Type: Lab Control Sample | Lab ID: QC1315720 | Batch: 388149 |
|---|---|---|
| Matrix: Water | Method: SM 4500-CN-E | Prep Method: METHOD |

| QC1315720 Analyte | Result | Spiked | Units | Recovery | Qual | Limits |
|---|---|---|---|---|---|---|
| Cyanide | 0.09887 | 0.1000 | mg/L | 99% | | 85-115 |

| Type: Matrix Spike | Lab ID: QC1315721 | Batch: 388149 |
|---|---|---|
| Matrix (Source ID): Water (547011-001) | Method: SM 4500-CN-E | Prep Method: METHOD |

| QC1315721 Analyte | Result | Source Sample Result | Spiked | Units | Recovery | Qual | Limits | DF |
|---|---|---|---|---|---|---|---|---|
| Cyanide | 0.1018 | ND | 0.1000 | mg/L | 102% | | 80-120 | 0.5 |

ENTHALPY ANALYTICAL

# Batch QC

| | | | | | |
|---|---|---|---|---|---|
| **Type:** | **Matrix Spike Duplicate** | **Lab ID:** | **QC1315722** | **Batch:** | **388149** |
| **Matrix (Source ID):** | **Water (547011-001)** | **Method:** | **SM 4500-CN-E** | **Prep Method:** | **METHOD** |

| QC1315722 Analyte | Result | Source Sample Result | Spiked | Units | Recovery | Qual | Limits | RPD | RPD Lim | DF |
|---|---|---|---|---|---|---|---|---|---|---|
| Cyanide | 0.09604 | ND | 0.1000 | mg/L | 96% | | 80-120 | 6 | 20 | 0.5 |

| | | | | | |
|---|---|---|---|---|---|
| **Type:** | **Matrix Spike** | **Lab ID:** | **QC1315723** | **Batch:** | **388149** |
| **Matrix (Source ID):** | **Water (547011-002)** | **Method:** | **SM 4500-CN-E** | **Prep Method:** | **METHOD** |

| QC1315723 Analyte | Result | Source Sample Result | Spiked | Units | Recovery | Qual | Limits | DF |
|---|---|---|---|---|---|---|---|---|
| Cyanide | 0.09767 | 0.002134 | 0.1000 | mg/L | 96% | | 80-120 | 0.5 |

| | | | | | |
|---|---|---|---|---|---|
| **Type:** | **Matrix Spike Duplicate** | **Lab ID:** | **QC1315724** | **Batch:** | **388149** |
| **Matrix (Source ID):** | **Water (547011-002)** | **Method:** | **SM 4500-CN-E** | **Prep Method:** | **METHOD** |

| QC1315724 Analyte | Result | Source Sample Result | Spiked | Units | Recovery | Qual | Limits | RPD | RPD Lim | DF |
|---|---|---|---|---|---|---|---|---|---|---|
| Cyanide | 0.09153 | 0.002134 | 0.1000 | mg/L | 89% | | 80-120 | 6 | 20 | 0.5 |

| | | | | | |
|---|---|---|---|---|---|
| **Type:** | **Blank** | **Lab ID:** | **QC1316225** | **Batch:** | **388279** |
| **Matrix:** | **Water** | **Method:** | **SM 4500-P-B5-E** | | |

| QC1316225 Analyte | Result | Qual | Units | RL | MDL | Prepared | Analyzed |
|---|---|---|---|---|---|---|---|
| Phosphorus | ND | | mg/L | 0.020 | 0.012 | 11/23/25 | 11/24/25 |

| | | | | | |
|---|---|---|---|---|---|
| **Type:** | **Lab Control Sample** | **Lab ID:** | **QC1316226** | **Batch:** | **388279** |
| **Matrix:** | **Water** | **Method:** | **SM 4500-P-B5-E** | | |

| QC1316226 Analyte | Result | Spiked | Units | Recovery | Qual | Limits |
|---|---|---|---|---|---|---|
| Phosphorus | 0.3740 | 0.4000 | mg/L | 94% | | 80-120 |

| | | | | | |
|---|---|---|---|---|---|
| **Type:** | **Matrix Spike** | **Lab ID:** | **QC1316227** | **Batch:** | **388279** |
| **Matrix (Source ID):** | **Water (547506-008)** | **Method:** | **SM 4500-P-B5-E** | | |

| QC1316227 Analyte | Result | Source Sample Result | Spiked | Units | Recovery | Qual | Limits | DF |
|---|---|---|---|---|---|---|---|---|
| Phosphorus | 0.4100 | 0.03000 | 0.4000 | mg/L | 95% | | 75-125 | 1 |

ENTHALPY ANALYTICAL

# Batch QC

| | | | |
|---|---|---|---|
| **Type:** | **Matrix Spike Duplicate** | **Lab ID:** | **QC1316228** |
| **Batch:** | **388279** | | |
| **Matrix (Source ID):** | **Water (547506-008)** | **Method:** | **SM 4500-P-B5-E** |

| QC1316228 Analyte | Result | Source Sample Result | Spiked | Units | Recovery | Qual | Limits | RPD | RPD Lim | DF |
|---|---|---|---|---|---|---|---|---|---|---|
| Phosphorus | 0.4090 | 0.03000 | 0.4000 | mg/L | 95% | | 75-125 | 0 | 20 | 1 |

| | | | |
|---|---|---|---|
| **Type:** | **Blank** | **Lab ID:** | **QC1314621** |
| **Batch:** | **387823** | | |
| **Matrix:** | **Water** | **Method:** | **SM 4500-S2-D** |
| **Prep Method:** | **METHOD** | | |

| QC1314621 Analyte | Result | Qual | Units | RL | MDL | Prepared | Analyzed |
|---|---|---|---|---|---|---|---|
| Sulfide | ND | | mg/L | 0.10 | | 11/18/25 | 11/18/25 |

| | | | |
|---|---|---|---|
| **Type:** | **Lab Control Sample** | **Lab ID:** | **QC1314622** |
| **Batch:** | **387823** | | |
| **Matrix:** | **Water** | **Method:** | **SM 4500-S2-D** |
| **Prep Method:** | **METHOD** | | |

| QC1314622 Analyte | Result | Spiked | Units | Recovery | Qual | Limits |
|---|---|---|---|---|---|---|
| Sulfide | 0.9000 | 1.000 | mg/L | 90% | | 90-110 |

| | | | |
|---|---|---|---|
| **Type:** | **Matrix Spike** | **Lab ID:** | **QC1314623** |
| **Batch:** | **387823** | | |
| **Matrix (Source ID):** | **Water (547186-002)** | **Method:** | **SM 4500-S2-D** |
| **Prep Method:** | **METHOD** | | |

| QC1314623 Analyte | Result | Source Sample Result | Spiked | Units | Recovery | Qual | Limits | DF |
|---|---|---|---|---|---|---|---|---|
| Sulfide | 0.9000 | ND | 1.000 | mg/L | 90% | | 80-120 | 1 |

| | | | |
|---|---|---|---|
| **Type:** | **Matrix Spike Duplicate** | **Lab ID:** | **QC1314624** |
| **Batch:** | **387823** | | |
| **Matrix (Source ID):** | **Water (547186-002)** | **Method:** | **SM 4500-S2-D** |
| **Prep Method:** | **METHOD** | | |

| QC1314624 Analyte | Result | Source Sample Result | Spiked | Units | Recovery | Qual | Limits | RPD | RPD Lim | DF |
|---|---|---|---|---|---|---|---|---|---|---|
| Sulfide | 0.9000 | ND | 1.000 | mg/L | 90% | | 80-120 | 0 | 20 | 1 |

| | | | |
|---|---|---|---|
| **Type:** | **Blank** | **Lab ID:** | **QC1314015** |
| **Batch:** | **387640** | | |
| **Matrix:** | **Water** | **Method:** | **SM 5310B** |
| **Prep Method:** | **SM 5310B** | | |

| QC1314015 Analyte | Result | Qual | Units | RL | MDL | Prepared | Analyzed |
|---|---|---|---|---|---|---|---|
| Total Organic Carbon | ND | | mg/L | 1.0 | 0.49 | 11/17/25 | 11/18/25 |

| | | | |
|---|---|---|---|
| **Type:** | **Lab Control Sample** | **Lab ID:** | **QC1314016** |
| **Batch:** | **387640** | | |
| **Matrix:** | **Water** | **Method:** | **SM 5310B** |
| **Prep Method:** | **SM 5310B** | | |

| QC1314016 Analyte | Result | Spiked | Units | Recovery | Qual | Limits |
|---|---|---|---|---|---|---|
| Total Organic Carbon | 25.21 | 25.00 | mg/L | 101% | | 85-115 |

ENTHALPY ANALYTICAL

# Batch QC

| Type: | Matrix Spike | Lab ID: | QC1314017 | Batch: | 387640 |
|---|---|---|---|---|---|
| Matrix (Source ID): | Water (546764-001) | Method: | SM 5310B | Prep Method: | SM 5310B |

| QC1314017 Analyte | Result | Source Sample Result | Spiked | Units | Recovery | Qual | Limits | DF |
|---|---|---|---|---|---|---|---|---|
| Total Organic Carbon | 3,377 | 3509 | 25.00 | mg/L | -528% | NM | 75-125 | 18 |

| Type: | Matrix Spike Duplicate | Lab ID: | QC1314018 | Batch: | 387640 |
|---|---|---|---|---|---|
| Matrix (Source ID): | Water (546764-001) | Method: | SM 5310B | Prep Method: | SM 5310B |

| QC1314018 Analyte | Result | Source Sample Result | Spiked | Units | Recovery | Qual | Limits | RPD | RPD Lim | DF |
|---|---|---|---|---|---|---|---|---|---|---|
| Total Organic Carbon | 3,381 | 3509 | 25.00 | mg/L | -512% | NM | 75-125 | 0 | 25 | 18 |

| Type: | Sample Duplicate | Lab ID: | QC1313698 | Batch: | 387554 |
|---|---|---|---|---|---|
| Matrix (Source ID): | Water (546946-001) | Method: | SM2130B | | |

| QC1313698 Analyte | Result | Source Sample Result | Units | Qual | RPD | RPD Lim | DF |
|---|---|---|---|---|---|---|---|
| Turbidity | 386.0 | 382.0 | NTU | | 1 | 20 | 1 |

| Type: | Blank | Lab ID: | QC1316790 | Batch: | 388436 |
|---|---|---|---|---|---|
| Matrix: | Water | Method: | SM2320B | Prep Method: | METHOD |

| QC1316790 Analyte | Result | Qual | Units | RL | MDL | Prepared | Analyzed |
|---|---|---|---|---|---|---|---|
| Bicarbonate | ND | | mg/L | 2.0 | | 11/26/25 | 11/26/25 |
| Alkalinity, Total as CaCO3 | ND | | mg/L | 2.0 | | 11/26/25 | 11/26/25 |

| Type: | Lab Control Sample | Lab ID: | QC1316791 | Batch: | 388436 |
|---|---|---|---|---|---|
| Matrix: | Water | Method: | SM2320B | Prep Method: | METHOD |

| QC1316791 Analyte | Result | Spiked | Units | Recovery | Qual | Limits |
|---|---|---|---|---|---|---|
| Alkalinity, Total as CaCO3 | 899.7 | 1000 | mg/L | 90% | | 90-110 |

| Type: | Sample Duplicate | Lab ID: | QC1316802 | Batch: | 388436 |
|---|---|---|---|---|---|
| Matrix (Source ID): | Water (546876-001) | Method: | SM2320B | Prep Method: | METHOD |

| QC1316802 Analyte | Result | Source Sample Result | Units | Qual | RPD | RPD Lim | DF |
|---|---|---|---|---|---|---|---|
| Bicarbonate | 50.73 | 51.15 | mg/L | | 1 | 20 | 1 |
| Alkalinity, Total as CaCO3 | 41.58 | 41.93 | mg/L | | 1 | 20 | 1 |

ENTHALPY ANALYTICAL

# Batch QC

| | | | | | |
|---|---|---|---|---|---|
| **Type:** | **Sample Duplicate** | **Lab ID:** | **QC1314613** | **Batch:** | **387821** |
| **Matrix (Source ID):** | **Water (547177-001)** | **Method:** | **SM2510B** | **Prep Method:** | **METHOD** |

| QC1314613 Analyte | Result | Source Sample Result | Units | Qual | RPD | RPD Lim | DF |
|---|---|---|---|---|---|---|---|
| Specific Conductance | 31.25 | 31.34 | umhos/cm | | 0 | 20 | 1 |

| | | | | | |
|---|---|---|---|---|---|
| **Type:** | **Blank** | **Lab ID:** | **QC1314614** | **Batch:** | **387812** |
| **Matrix:** | **Water** | **Method:** | **SM2540C** | **Prep Method:** | **METHOD** |

| QC1314614 Analyte | Result | Qual | Units | RL | MDL | Prepared | Analyzed |
|---|---|---|---|---|---|---|---|
| Total Dissolved Solids | ND | | mg/L | 10 | | 11/18/25 | 11/19/25 |

| | | | | | |
|---|---|---|---|---|---|
| **Type:** | **Lab Control Sample** | **Lab ID:** | **QC1314615** | **Batch:** | **387812** |
| **Matrix:** | **Water** | **Method:** | **SM2540C** | **Prep Method:** | **METHOD** |

| QC1314615 Analyte | Result | Spiked | Units | Recovery | Qual | Limits |
|---|---|---|---|---|---|---|
| Total Dissolved Solids | 999.0 | 1000 | mg/L | 100% | | 90-110 |

| | | | | | |
|---|---|---|---|---|---|
| **Type:** | **Sample Duplicate** | **Lab ID:** | **QC1314616** | **Batch:** | **387812** |
| **Matrix (Source ID):** | **Water (546653-001)** | **Method:** | **SM2540C** | **Prep Method:** | **METHOD** |

| QC1314616 Analyte | Result | Source Sample Result | Units | Qual | RPD | RPD Lim | DF |
|---|---|---|---|---|---|---|---|
| Total Dissolved Solids | 444.0 | 416.0 | mg/L | | 7* | 5 | 2 |

| | | | | | |
|---|---|---|---|---|---|
| **Type:** | **Sample Duplicate** | **Lab ID:** | **QC1314617** | **Batch:** | **387812** |
| **Matrix (Source ID):** | **Water (547047-001)** | **Method:** | **SM2540C** | **Prep Method:** | **METHOD** |

| QC1314617 Analyte | Result | Source Sample Result | Units | Qual | RPD | RPD Lim | DF |
|---|---|---|---|---|---|---|---|
| Total Dissolved Solids | 566.0 | 592.0 | mg/L | | 4 | 5 | 2 |

| | | | | | |
|---|---|---|---|---|---|
| **Type:** | **Blank** | **Lab ID:** | **QC1315950** | **Batch:** | **388212** |
| **Matrix:** | **Water** | **Method:** | **SM2540D** | **Prep Method:** | **METHOD** |

| QC1315950 Analyte | Result | Qual | Units | RL | MDL | Prepared | Analyzed |
|---|---|---|---|---|---|---|---|
| Total Suspended Solids | ND | | mg/L | 0.5 | | 11/22/25 | 11/23/25 |

| | | | | | |
|---|---|---|---|---|---|
| **Type:** | **Lab Control Sample** | **Lab ID:** | **QC1315951** | **Batch:** | **388212** |
| **Matrix:** | **Water** | **Method:** | **SM2540D** | **Prep Method:** | **METHOD** |

| QC1315951 Analyte | Result | Spiked | Units | Recovery | Qual | Limits |
|---|---|---|---|---|---|---|
| Total Suspended Solids | 100.5 | 100.0 | mg/L | 101% | | 90-110 |

ENTHALPY ANALYTICAL

# Batch QC

**Type:** Lab Control Sample Duplicate **Lab ID:** QC1315952 **Batch:** 388212
**Matrix:** Water **Method:** SM2540D **Prep Method:** METHOD

| QC1315952 Analyte | Result | Spiked | Units | Recovery | Qual | Limits | RPD | RPD Lim |
|---|---|---|---|---|---|---|---|---|
| Total Suspended Solids | 99.25 | 100.0 | mg/L | 99% | | 90-110 | 1 | 5 |

**Type:** Sample Duplicate **Lab ID:** QC1315953 **Batch:** 388212
**Matrix (Source ID):** Water (546998-001) **Method:** SM2540D **Prep Method:** METHOD

| QC1315953 Analyte | Result | Source Sample Result | Units | Qual | RPD | RPD Lim | DF |
|---|---|---|---|---|---|---|---|
| Total Suspended Solids | 207.0 | 211.0 | mg/L | | 2 | 5 | 1 |

**Type:** Sample Duplicate **Lab ID:** QC1315954 **Batch:** 388212
**Matrix (Source ID):** Water (546998-002) **Method:** SM2540D **Prep Method:** METHOD

| QC1315954 Analyte | Result | Source Sample Result | Units | Qual | RPD | RPD Lim | DF |
|---|---|---|---|---|---|---|---|
| Total Suspended Solids | 1,204 | 1172 | mg/L | | 3 | 5 | 1 |

**Type:** Blank **Lab ID:** QC1313997 **Batch:** 387633
**Matrix:** Water **Method:** SM5210B **Prep Method:** METHOD

| QC1313997 Analyte | Result | Qual | Units | RL | MDL | Prepared | Analyzed |
|---|---|---|---|---|---|---|---|
| Biochemical Oxygen Demand | ND | | mg/L | 3.0 | | 11/17/25 10:56 | 11/22/25 15:34 |

**Type:** Lab Control Sample **Lab ID:** QC1313998 **Batch:** 387633
**Matrix:** Water **Method:** SM5210B **Prep Method:** METHOD

| QC1313998 Analyte | Result | Spiked | Units | Recovery | Qual | Limits |
|---|---|---|---|---|---|---|
| Biochemical Oxygen Demand | 207.2 | 198.0 | mg/L | 105% | | 84.6-115.4 |

**Type:** Sample Duplicate **Lab ID:** QC1313999 **Batch:** 387633
**Matrix (Source ID):** Water (546959-001) **Method:** SM5210B **Prep Method:** METHOD

| QC1313999 Analyte | Result | Source Sample Result | Units | Qual | RPD | RPD Lim | DF |
|---|---|---|---|---|---|---|---|
| Biochemical Oxygen Demand | 15.27 | 15.80 | mg/L | | 3 | 30 | 1 |

**Type:** Blank **Lab ID:** QC1314840 **Batch:** 387876
**Matrix:** Water **Method:** SM5220D **Prep Method:** SM 5220D

| QC1314840 Analyte | Result | Qual | Units | RL | MDL | Prepared | Analyzed |
|---|---|---|---|---|---|---|---|
| Chemical Oxygen Demand | ND | | mg/L | 4.0 | 2.0 | 11/19/25 | 11/20/25 |

ENTHALPY ANALYTICAL

# Batch QC

| | | |
|---|---|---|
| **Type:** Lab Control Sample | **Lab ID:** QC1314841 | **Batch:** 387876 |
| **Matrix:** Water | **Method:** SM5220D | **Prep Method:** SM 5220D |

| QC1314841 Analyte | Result | Spiked | Units | Recovery | Qual | Limits |
|---|---|---|---|---|---|---|
| Chemical Oxygen Demand | 95.00 | 100.0 | mg/L | 95% | | 90-110 |

| | | |
|---|---|---|
| **Type:** Matrix Spike | **Lab ID:** QC1314842 | **Batch:** 387876 |
| **Matrix (Source ID):** Water (546993-001) | **Method:** SM5220D | **Prep Method:** SM 5220D |

| QC1314842 Analyte | Result | Source Sample Result | Spiked | Units | Recovery | Qual | Limits | DF |
|---|---|---|---|---|---|---|---|---|
| Chemical Oxygen Demand | 140.0 | 36.00 | 100.0 | mg/L | 104% | | 75-125 | 2 |

| | | |
|---|---|---|
| **Type:** Matrix Spike Duplicate | **Lab ID:** QC1314843 | **Batch:** 387876 |
| **Matrix (Source ID):** Water (546993-001) | **Method:** SM5220D | **Prep Method:** SM 5220D |

| QC1314843 Analyte | Result | Source Sample Result | Spiked | Units | Recovery | Qual | Limits | RPD | RPD Lim | DF |
|---|---|---|---|---|---|---|---|---|---|---|
| Chemical Oxygen Demand | 132.0 | 36.00 | 100.0 | mg/L | 96% | | 75-125 | 6 | 20 | 2 |

* Value is outside QC limits

E Response exceeds instrument's linear range

ND Not Detected

NM Not Meaningful

**Laboratory Job Number 546946**

**Subcontracted Products**

**McCampbell Analytical, Inc.**

# McCampbell Analytical, Inc.

*"When Quality Counts"*

# Analytical Report

**WorkOrder:** 2511D66

**Report Created for:** Enthalpy Analytical

931 West Barkley Avenue
Orange, CA 92868

**Project Contact:** Zach Barker
**Project P.O.:** 079649
**Project:** EO-546946

**Project Location:**
**Project Received:** 11/18/2025

Analytical Report reviewed & approved for release on 11/25/2025 by:

Yen Cao

Yen Cao
Project Manager

***The report shall not be reproduced except in full, without the written approval of the laboratory. The analytical results relate only to the items tested. Results reported conform to the most current regulatory standards, where applicable, unless otherwise stated.***

1534 Willow Pass Rd. Pittsburg, CA 94565 ♦ TEL: (877) 252-9262 ♦ FAX: (925) 252-9269 ♦ www.mccampbell.com
CA ELAP 1644 ♦ ORELAP (NELAP) 4033 ♦ AIHA-LAP ID#232255 ♦ DoD-ELAP Cert # L22-757

McCampbell Analytical, Inc.
*"When Quality Counts"*

1534 Willow Pass Road, Pittsburg, CA 94565-1701
Toll Free Telephone: (877) 252-9262 / Fax: (925) 252-9269
http://www.mccampbell.com / E-mail: main@mccampbell.com

# Glossary of Terms & Qualifier Definitions

**Client:** Enthalpy Analytical **WorkOrder:** 2511D66

**Project:** EO-546946

## Glossary Abbreviation

| | |
|---|---|
| %D | Serial Dilution Percent Difference |
| 95% Interval | 95% Confident Interval |
| CCV | Continuing Calibration Verification. |
| CCV REC (%) | % recovery of Continuing Calibration Verification. |
| CPT | Consumer Product Testing not NELAP Accredited |
| DF | Dilution Factor |
| DI WET | (DISTLC) Waste Extraction Test using DI water |
| DISS | Dissolved (direct analysis of 0.45 µm filtered and acidified water sample) |
| DLT | Dilution Test (Serial Dilution) |
| DUP | Duplicate |
| EDL | Estimated Detection Limit |
| ERS | External reference sample. Second source calibration verification. |
| ITEF | International Toxicity Equivalence Factor |
| LCS | Laboratory Control Sample |
| LCS2 | Second LCS for the batch. Spike level is lower than that for the first LCS; applicable to method 1633. |
| LQL | Lowest Quantitation Level |
| MB | Method Blank |
| MB IS/SS % Rec | % Recovery of Internal Standard or Surrogate in Method Blank, if applicable |
| MB SS % Rec | % Recovery of Surrogate in Method Blank, if applicable |
| MDL | Method Detection Limit [1] |
| ML | Minimum Level of Quantitation |
| MS | Matrix Spike |
| MSD | Matrix Spike Duplicate |
| NA | Not Applicable |
| ND | Not detected at or above the indicated MDL or RL. |
| NR | Data Not Reported due to matrix interference or insufficient sample amount. |
| PDS | Post Digestion Spike |
| PF | Prep Factor |
| RD | Relative Difference |
| RL | Reporting Limit [2] |
| RPD | Relative Percent Difference |
| RRT | Relative Retention Time |
| RSD | Relative Standard Deviation |
| SNR | Surrogate is diluted out of the calibration range |

[1] MDL is the minimum measured concentration of a substance that can be reported with 99% confidence that the measured concentration is distinguishable from method blank results. Definition and Procedure for the Determination of the Method Detection Limit, Revision 2, 40CFR, Part 136, Appendix B, EPA 821-R-16-006, December 2016. Values are based upon our default extraction volume/amount and are subject to change.

[2] RL is the lowest level that can be reliably determined within specified limits of precision and accuracy during routine laboratory operating conditions. (The RL cannot be lower than the lowest calibration standard used in the initial calibration of the instrument and must be greater than the MDL.) Values are based upon our default extraction volume/amount and are subject to change.

McCampbell Analytical, Inc.
*"When Quality Counts"*

1534 Willow Pass Road, Pittsburg, CA 94565-1701
Toll Free Telephone: (877) 252-9262 / Fax: (925) 252-9269
http://www.mccampbell.com / E-mail: main@mccampbell.com

# Glossary of Terms & Qualifier Definitions

**Client:** Enthalpy Analytical **WorkOrder:** 2511D66

**Project:** EO-546946

| | |
|---|---|
| SPK Val | Spike Value |
| SPKRef Val | Spike Reference Value |
| SPLP | Synthetic Precipitation Leachate Procedure |
| ST | Sorbent Tube |
| TCLP | Toxicity Characteristic Leachate Procedure |
| TEQ | Toxicity Equivalents |
| TNTC | “Too Numerous to Count;” greater than 250 colonies observed on the plate. |
| TZA | TimeZone Net Adjustment for sample collected outside of MAI's Coordinated Universal Time (UTC). (Adjustment for Daylight Saving is not accounted.) |
| WET (STLC) | Waste Extraction Test (Soluble Threshold Limit Concentration) |

## Analytical Qualifiers

| | |
|---|---|
| a3 | Sample diluted due to high organic content interfering with quantitative/or qualitative analysis. |

## Quality Control Qualifiers

| | |
|---|---|
| F5 | LCS/LCSD recovery is outside of acceptance limits; however, the data is acceptable based upon the TNI allowable marginal exceedances. |

McCampbell Analytical, Inc.
*"When Quality Counts"*

1534 Willow Pass Road, Pittsburg, CA 94565-1701
Toll Free Telephone: (877) 252-9262 / Fax: (925) 252-9269
http://www.mccampbell.com / E-mail: main@mccampbell.com

# Analytical Report

| | | | |
|---|---|---|---|
| **Client:** | Enthalpy Analytical | **WorkOrder:** | 2511D66 |
| **Date Received:** | 11/18/2025 9:40 | **Extraction Method:** | E8151A |
| **Date Prepared:** | 11/20/2025 | **Analytical Method:** | E8151A |
| **Project:** | EO-546946 | **Unit:** | µg/L |

## Chlorinated Herbicides by GC-ECD

| Client ID | Lab ID | Matrix | Date Collected | Instrument | Batch ID |
|---|---|---|---|---|---|
| SOUTH BASIN-OUTLET | 2511D66-001A | Water | 11/15/2025 13:15 | GC15A 11202511.D | 330505 |

| Analytes | Result | MDL | RL | DF | Date Analyzed |
|---|---|---|---|---|---|
| Acifluorfen | ND | 5.3 | 10 | 10 | 11/20/2025 17:02 |
| Bentazon | ND | 3.2 | 10 | 10 | 11/20/2025 17:02 |
| Chloramben | ND | 6.4 | 10 | 10 | 11/20/2025 17:02 |
| 2,4-D (Dichlorophenoxyacetic acid) | ND | 0.79 | 2.0 | 10 | 11/20/2025 17:02 |
| 2,4-DB | ND | 4.2 | 10 | 10 | 11/20/2025 17:02 |
| Dalapon | ND | 7.7 | 10 | 10 | 11/20/2025 17:02 |
| DCPA (mono & diacid) | ND | 5.0 | 10 | 10 | 11/20/2025 17:02 |
| Dicamba | ND | 0.74 | 2.0 | 10 | 11/20/2025 17:02 |
| 3,5-Dichlorobenzoic Acid | ND | 2.4 | 10 | 10 | 11/20/2025 17:02 |
| Dichloroprop | ND | 3.5 | 10 | 10 | 11/20/2025 17:02 |
| Dinoseb (DNBP) | ND | 3.0 | 10 | 10 | 11/20/2025 17:02 |
| MCPA | ND | 13 | 20 | 10 | 11/20/2025 17:02 |
| MCPP | ND | 12 | 20 | 10 | 11/20/2025 17:02 |
| 4-Nitrophenol | ND | 7.7 | 10 | 10 | 11/20/2025 17:02 |
| Pentachlorophenol (PCP) | ND | 0.55 | 2.0 | 10 | 11/20/2025 17:02 |
| Picloram | ND | 3.8 | 10 | 10 | 11/20/2025 17:02 |
| 2,4,5-T (Trichlorophenoxy acetic acid) | ND | 1.0 | 2.0 | 10 | 11/20/2025 17:02 |
| 2,4,5-TP (Silvex) | ND | 1.6 | 5.0 | 10 | 11/20/2025 17:02 |

| Surrogates | REC (%) | Limits | DF | |
|---|---|---|---|---|
| DCAA | 83 | 60-140 | 10 | 11/20/2025 17:02 |

Analyst(s): DP

Analytical Comments: a3

McCampbell Analytical, Inc.
*"When Quality Counts"*

1534 Willow Pass Road, Pittsburg, CA 94565-1701
Toll Free Telephone: (877) 252-9262 / Fax: (925) 252-9269
http://www.mccampbell.com / E-mail: main@mccampbell.com

# Analytical Report

| | | | |
|---|---|---|---|
| **Client:** | Enthalpy Analytical | **WorkOrder:** | 2511D66 |
| **Date Received:** | 11/18/2025 9:40 | **Extraction Method:** | RSK175 |
| **Date Prepared:** | 11/19/2025 | **Analytical Method:** | RSK175 |
| **Project:** | EO-546946 | **Unit:** | µg/L |

## Dissolved Carbon Dioxide by RSK 175

| Client ID | Lab ID | Matrix | Date Collected | Instrument | Batch ID |
|---|---|---|---|---|---|
| SOUTH BASIN-OUTLET | 2511D66-001B | Water | 11/15/2025 13:15 | GC26 1119251106.D | 330484 |

| Analytes | Result | MDL | RL | DF | Date Analyzed |
|---|---|---|---|---|---|
| Carbon Dioxide | **580** | 50 | 50 | 1 | 11/19/2025 14:21 |

Analyst(s): CLO

McCampbell Analytical, Inc.
*"When Quality Counts"*

1534 Willow Pass Road, Pittsburg, CA 94565-1701
Toll Free Telephone: (877) 252-9262 / Fax: (925) 252-9269
http://www.mccampbell.com / E-mail: main@mccampbell.com

# Quality Control Report

| | | | |
|---|---|---|---|
| **Client:** | Enthalpy Analytical | **WorkOrder:** | 2511D66 |
| **Date Prepared:** | 11/20/2025 | **BatchID:** | 330505 |
| **Date Analyzed:** | 11/20/2025 | **Extraction Method:** | E8151A |
| **Instrument:** | GC15A | **Analytical Method:** | E8151A |
| **Matrix:** | Water | **Unit:** | µg/L |
| **Project:** | EO-546946 | **Sample ID:** | MB/LCS/LCSD-330505 |

## QC Summary Report for E8151A

| Analyte | MB Result | MDL | RL | SPK Val | MB IS/SS %REC | MB IS/SS Limits |
|---|---|---|---|---|---|---|
| Acifluorfen | ND | 0.53 | 1.0 | - | - | - |
| Bentazon | ND | 0.32 | 1.0 | - | - | - |
| Chloramben | ND | 0.64 | 1.0 | - | - | - |
| 2,4-D (Dichlorophenoxyacetic acid) | ND | 0.079 | 0.20 | - | - | - |
| 2,4-DB | ND | 0.42 | 1.0 | - | - | - |
| Dalapon | ND | 0.77 | 1.0 | - | - | - |
| DCPA (mono & diacid) | ND | 0.50 | 1.0 | - | - | - |
| Dicamba | ND | 0.074 | 0.20 | - | - | - |
| 3,5-Dichlorobenzoic Acid | ND | 0.24 | 1.0 | - | - | - |
| Dichloroprop | ND | 0.35 | 1.0 | - | - | - |
| Dinoseb (DNBP) | ND | 0.30 | 1.0 | - | - | - |
| MCPA | ND | 1.3 | 2.0 | - | - | - |
| MCPP | ND | 1.2 | 2.0 | - | - | - |
| 4-Nitrophenol | ND | 0.77 | 1.0 | - | - | - |
| Pentachlorophenol (PCP) | ND | 0.055 | 0.20 | - | - | - |
| Picloram | ND | 0.38 | 1.0 | - | - | - |
| 2,4,5-T (Trichlorophenoxy acetic acid) | ND | 0.10 | 0.20 | - | - | - |
| 2,4,5-TP (Silvex) | ND | 0.16 | 0.50 | - | - | - |
| **Surrogate Recovery** | | | | | | |
| DCAA | 9.0 | | | 10 | 90 | 70-130 |

*(Cont.)*

McCampbell Analytical, Inc.
*"When Quality Counts"*

1534 Willow Pass Road, Pittsburg, CA 94565-1701
Toll Free Telephone: (877) 252-9262 / Fax: (925) 252-9269
http://www.mccampbell.com / E-mail: main@mccampbell.com

# Quality Control Report

| | | | |
|---|---|---|---|
| **Client:** | Enthalpy Analytical | **WorkOrder:** | 2511D66 |
| **Date Prepared:** | 11/20/2025 | **BatchID:** | 330505 |
| **Date Analyzed:** | 11/20/2025 | **Extraction Method:** | E8151A |
| **Instrument:** | GC15A | **Analytical Method:** | E8151A |
| **Matrix:** | Water | **Unit:** | µg/L |
| **Project:** | EO-546946 | **Sample ID:** | MB/LCS/LCSD-330505 |

## QC Summary Report for E8151A

| Analyte | LCS Result | LCSD Result | SPK Val | LCS %REC | LCSD %REC | LCS/LCSD Limits | RPD | RPD Limit |
|---|---|---|---|---|---|---|---|---|
| Acifluorfen | 7.6 | 8.0 | 10 | 76 | 80 | 70-130 | 5.94 | 30 |
| Bentazon | 9.4 | 10 | 10 | 94 | 100 | 70-130 | 6.37 | 30 |
| Chloramben | 9.6 | 10 | 10 | 96 | 102 | 70-130 | 6.02 | 30 |
| 2,4-D (Dichlorophenoxyacetic acid) | 8.0 | 8.6 | 10 | 80 | 86 | 70-130 | 7.41 | 30 |
| 2,4-DB | 9.3 | 10 | 10 | 93 | 100 | 70-130 | 7.85 | 30 |
| Dalapon | 8.7 | 9.9 | 10 | 87 | 99 | 70-130 | 12.2 | 30 |
| DCPA (mono & diacid) | 7.1 | 7.7 | 10 | 71 | 77 | 70-130 | 7.94 | 30 |
| Dicamba | 8.2 | 8.9 | 10 | 82 | 89 | 70-130 | 7.31 | 30 |
| 3,5-Dichlorobenzoic Acid | 8.1 | 8.8 | 10 | 81 | 88 | 70-130 | 8.25 | 30 |
| Dichloroprop | 8.2 | 8.8 | 10 | 82 | 88 | 70-130 | 7.23 | 30 |
| Dinoseb (DNBP) | 8.5 | 9.2 | 10 | 85 | 92 | 70-130 | 7.68 | 30 |
| MCPA | 78 | 84 | 100 | 78 | 84 | 70-130 | 7.89 | 30 |
| MCPP | 77 | 84 | 100 | 77 | 84 | 70-130 | 8.66 | 30 |
| 4-Nitrophenol | 5.8 | 6.3 | 10 | 58,F5 | 63,F5 | 70-130 | 7.87 | 30 |
| Pentachlorophenol (PCP) | 8.3 | 8.9 | 10 | 83 | 89 | 70-130 | 6.95 | 30 |
| Picloram | 7.3 | 7.9 | 10 | 73 | 79 | 70-130 | 7.52 | 30 |
| 2,4,5-T (Trichlorophenoxy acetic acid) | 8.4 | 9.1 | 10 | 84 | 91 | 70-130 | 7.16 | 30 |
| 2,4,5-TP (Silvex) | 8.7 | 9.4 | 10 | 87 | 94 | 70-130 | 7.28 | 30 |
| **Surrogate Recovery** | | | | | | | | |
| DCAA | 9.0 | 9.8 | 10 | 90 | 98 | 70-130 | 9.22 | 30 |

McCampbell Analytical, Inc.
*"When Quality Counts"*

1534 Willow Pass Road, Pittsburg, CA 94565-1701
Toll Free Telephone: (877) 252-9262 / Fax: (925) 252-9269
http://www.mccampbell.com / E-mail: main@mccampbell.com

# Quality Control Report

| | | | |
|---|---|---|---|
| **Client:** | Enthalpy Analytical | **WorkOrder:** | 2511D66 |
| **Date Prepared:** | 11/19/2025 | **BatchID:** | 330484 |
| **Date Analyzed:** | 11/19/2025 | **Extraction Method:** | RSK175 |
| **Instrument:** | GC26 | **Analytical Method:** | RSK175 |
| **Matrix:** | Water | **Unit:** | µg/L |
| **Project:** | EO-546946 | **Sample ID:** | MB/LCS/LCSD-330484 |

## QC Summary Report for RSK175

| Analyte | MB Result | MDL | RL | | | |
|---|---|---|---|---|---|---|
| Carbon Dioxide | ND | 50 | 50 | - | - | - |

| Analyte | LCS Result | LCSD Result | SPK Val | LCS %REC | LCSD %REC | LCS/LCSD Limits | RPD | RPD Limit |
|---|---|---|---|---|---|---|---|---|
| Carbon Dioxide | 140 | 170 | 187.2 | 75 | 90 | 70-130 | 17.8 | 30 |

McCampbell Analytical, Inc.
*"When Quality Counts"*

1534 Willow Pass Road, Pittsburg, CA 94565-1701
Toll Free Telephone: (877) 252-9262 / Fax: (925) 252-9269
http://www.mccampbell.com / E-mail: main@mccampbell.com

# Certified Analyte List

**Client:** Enthalpy Analytical **WorkOrder:** 2511D66

**Project:** EO-546946

| Analyte | Cert 1 | Cert 2 | Cert 3 | Cert 4 | Cert 5 | Analytical Method | Matrix |
|---|---|---|---|---|---|---|---|
| 2,4,5-T (Trichlorophenoxy acetic acid) | ◉ | ◉ | ○ | ○ | ○ | E8151A | Water |
| 2,4,5-TP (Silvex) | ◉ | ◉ | ○ | ○ | ○ | E8151A | Water |
| 2,4-D (Dichlorophenoxyacetic acid) | ◉ | ◉ | ○ | ○ | ○ | E8151A | Water |
| 2,4-DB | ◉ | ◉ | ○ | ○ | ○ | E8151A | Water |
| 3,5-Dichlorobenzoic Acid | ○ | ◉ | ○ | ○ | ○ | E8151A | Water |
| 4-Nitrophenol | ◉ | ◉ | ○ | ○ | ○ | E8151A | Water |
| Acifluorfen | ○ | ◉ | ○ | ○ | ○ | E8151A | Water |
| Bentazon | ○ | ◉ | ○ | ○ | ○ | E8151A | Water |
| Chloramben | ○ | ◉ | ○ | ○ | ○ | E8151A | Water |
| Dalapon | ◉ | ◉ | ○ | ○ | ○ | E8151A | Water |
| DCPA (mono & diacid) | ○ | ◉ | ○ | ○ | ○ | E8151A | Water |
| Dicamba | ◉ | ◉ | ○ | ○ | ○ | E8151A | Water |
| Dichloroprop | ◉ | ◉ | ○ | ○ | ○ | E8151A | Water |
| Dinoseb (DNBP) | ◉ | ◉ | ○ | ○ | ○ | E8151A | Water |
| MCPA | ◉ | ◉ | ○ | ○ | ○ | E8151A | Water |
| MCPP | ◉ | ◉ | ○ | ○ | ○ | E8151A | Water |
| Pentachlorophenol (PCP) | ◉ | ◉ | ○ | ○ | ○ | E8151A | Water |
| Picloram | ○ | ◉ | ○ | ○ | ○ | E8151A | Water |

**Certifications**

| | |
|---|---|
| Cert 1 | CA ELAP 1644 |
| Cert 2 | ORELAP (NELAP) 4033 |

The Certified Analyte Report lists the compounds for which MAI is accredited at the time of issuance. Although MAI holds multiple accreditations, methods with extensive compound lists may not be fully accredited due to state agency availability.

McCampbell Analytical, Inc.
1534 Willow Pass Rd
Pittsburg, CA 94565-1701
(925) 252-9262

# CHAIN-OF-CUSTODY RECORD



**WorkOrder: 2511D66** **ClientCode: ENO** **QuoteID: 252619**

☐ WaterTrax ☐ CLIP ☐ EDF ☑ EQuIS ☑ Dry-Weight ☑ Email ☐ HardCopy ☐ ThirdParty ☑ J-flag
☑ Detection Summary ☑ **Excel** [A1_Standard _QC]

Report to:
Zach Barker
Enthalpy Analytical
931 West Barkley Avenue
Orange, CA 92868
714-771-6900 FAX:

Email: zach.barker@enthalpy.com
cc/3rd Party: incomingreports@enthalpy.com;
PO: 079649
Project: EO-546946

Bill to:
Accounts Payable/Enthalpy SoCal
Montrose Environmental Group
PO Box 842165
Boston, MA 02284-2165
003EL_ap@montrose-env.com

**Requested TATs:** **2 days; 5 days;**

*Date Received:* **11/18/2025**
*Date Logged:* **11/19/2025**

| Lab ID | ClientSampID | Matrix | Collection Date | Hold | Requested Tests (See legend below) | | | | | | | | | | | |
|---|---|---|---|---|---|---|---|---|---|---|---|---|---|---|---|---|
| | | | | | 1 | 2 | 3 | 4 | 5 | 6 | 7 | 8 | 9 | 10 | 11 | 12 |
| 2511D66-001 | SOUTH BASIN-OUTLET | Water | 11/15/2025 13:15 | ☐ | A | A | B | | | | | | | | | |

**Test Legend:**

| | | | | | | | |
|---|---|---|---|---|---|---|---|
| 1 | 8151_W | 2 | PRDisposal Fee | 3 | RSK175_CO2_W | 4 | |
| 5 | | 6 | | 7 | | 8 | |
| 9 | | 10 | | 11 | | 12 | |

**Prepared by: Agustina Venegas**

**Comments:**

NOTE: Soil samples are discarded 60 days after receipt unless other arrangements are made (Water samples are 30 days).
Hazardous samples will be returned to client or disposed of at client expense.

McCampbell Analytical, Inc.
*"When Quality Counts"*

1534 Willow Pass Road, Pittsburg, CA 94565-1701
Toll Free Telephone: (877) 252-9262 / Fax: (925) 252-9269
http://www.mccampbell.com / E-mail: main@mccampbell.com

# WORK ORDER SUMMARY

**Client Name:** ENTHALPY ANALYTICAL **Project:** EO-546946 **Work Order:** 2511D66
**Client Contact:** Zach Barker **QC Level:** LEVEL 2
**Contact's Email:** zach.barker@enthalpy.com **Comments:** **Date Logged:** 11/19/2025

☐ WaterTrax ☐ CLIP ☐ EDF ☑ Excel ☑ EQuIS ☑ Email ☐ HardCopy ☐ ThirdParty ☑ J-flag

| LabID | ClientSampID | Matrix | Test Name | Cont./ Comp. | Bottle & Preservative | U** | Head Space | Dry-Weight | Collection Date & Time | TAT | Test Due Date | Sediment Content | Hold | Sub Out |
|---|---|---|---|---|---|---|---|---|---|---|---|---|---|---|
| 001A | SOUTH BASIN-OUTLET | Water | E8151A (Chlorinated Herbicides) | 1 | 1LA Narrow Mouth, Unpres | ☐ | ☐ | ☐ | 11/15/2025 13:15 | 5 days | 11/25/2025 | Present | ☐ | ☐ |
| 001B | SOUTH BASIN-OUTLET | Water | RSK175 (CO2) | 2 | VOA, Unpres | ☐ | ☐ | ☐ | 11/15/2025 13:15 | 2 days | 11/20/2025 | Present | ☐ | ☐ |

**NOTES: * STLC and TCLP extractions require 2 days to complete; therefore, all TATs begin after the extraction is completed (i.e., One-day TAT yields results in 3 days from sample submission).**

**- ISM prep requires 5 to 10 days to complete; therefore, all TATs begin after the extraction is completed (i.e., One-day TAT yields results in 6 to 11 days from sample submission). Due date listed on WO summary will not accurately reflect the time needed for sample preparation.**

**- Organic extracts are held for 40 days before disposal; Inorganic extract are held for 30 days.**

**- MAI assumes that all material present in the provided sampling container is considered part of the sample - MAI does not exclude any material from the sample prior to sample preparation unless requested in writing by the client.**

**U** = An unpreserved container was received for a method that suggests a preservation in order to extend hold time for analysis.**

**Cont./Comp. = Containers /Composites**

**HOLD TIME RUSH**

2511D66

ENTHALPY ANALYTICAL

931 West Barkley Ave
Orange, CA 92868
(714) 771-6900

Subcontract Laboratory:
McCampbell Analytical, Inc.
1534 Willow Pass Rd.
Pittsburg, CA 94565
ATTN: Quote ID: 252619
PO #: PO-079649

Enthalpy Order: EO-546946
PM: Zach Barker
Email: zach.barker@enthalpy.com
CC: incomingreports@enthalpy.com
Phone: (714) 771-6900

Results Due: Standard TAT
Report Level: II
Report To: MDL
EDDs: Standard Excel EDD

Notes:

| Sample ID | Collected | Lab ID | # Cont. | Matrix | Analysis Requested | Comment |
|---|---|---|---|---|---|---|
| + SOUTH BASIN-OUTLET | 15-NOV-2025 13:15 | 546946-001 | 1 | Water | EPA 8151A Chlorinated Herbicides | |
| | | | 2 | Water | RSK-175 CO2 * | |

| Notes: | Relinquished By: | Received By: |
|---|---|---|
| | | |
| | Date: | Date: 11/18/25 0940 |
| | | |
| | Date: | Date: |
| | | |
| | Date: | Date: |

*REVISED COC RECEIVED 11/18/25. RSK VOAS to be SHIPPED LATER.
-RSK VOAS RECEIVED 11/19/25

0.4C WET IRA

1 of 1
FEDEX: 886132957710

ENTHALPY ANALYTICAL

931 West Barkley Ave
Orange, CA 92868
(714) 771-6900

Subcontract Laboratory:
Enthalpy - El Dorado Hills
1104 Windfield Way
El Dorado Hills, CA 95762
ATTN: Mark Rein
PO #: Required, to be sent via email

Enthalpy Order: EO-546946
PM: Zach Barker
Email: zach.barker@enthalpy.com
CC: incomingreports@enthalpy.com
Phone: (714) 771-6900

Results Due: Standard TAT
Report Level: II
Report To: MDL
EDDs: BLDR:Enthalpy (the normal EDD you send to Orange)

Notes:
Chiquita Canyon Stormwater

| Sample ID | Collected | Lab ID | # Cont. | Matrix | Analysis Requested | Comment |
|---|---|---|---|---|---|---|
| SOUTH BASIN-OUTLET | 15-NOV-2025 13:15 | 546946-001 | 1 | Water | EPA 8290 - 2,3,7,8-TCDD Only | |

| Notes: | Relinquished By: | Received By: |
|---|---|---|
| | [signature] | |
| | Date: 11-17-25 15:03 | Date: |
| | | |
| | Date: | Date: |
| | | |
| | Date: | Date: |

ENTHALPY ANALYTICAL

931 West Barkley Ave
Orange, CA 92868
(714) 771-6900

Subcontract Laboratory:
McCampbell Analytical, Inc.
1534 Willow Pass Rd.
Pittsburg, CA 94565
ATTN: Quote ID: 252619
PO #: PO-079649

Enthalpy Order: EO-546946
PM: Zach Barker
Email: zach.barker@enthalpy.com
CC: incomingreports@enthalpy.com
Phone: (714) 771-6900

Results Due: Standard TAT
Report Level: II
Report To: MDL
EDDs: Standard Excel EDD

Notes:

| Sample ID | Collected | Lab ID | # Cont. | Matrix | Analysis Requested | Comment |
|---|---|---|---|---|---|---|
| SOUTH BASIN-OUTLET | 15-NOV-2025 13:15 | 546946-001 | 1 | Water | EPA 8151A Chlorinated Herbicides | |
| | | | 2 | Water | RSK-175 CO2 | |

| Notes: | Relinquished By: | Received By: |
|---|---|---|
| | [signature] | Kelia Wadsworth Kelia Wadsworth |
| | Date: 11-17-25 15:03 | Date: 11/18/25 0952 |
| | [signature] | [signature] |
| | Date: 11/18/25 1250 | Date: 11/19/25 0948 |
| | | |
| | Date: | Date: |

0.1c wet
IR41

1 of 1

FEDEX: 886169832114

McCampbell Analytical, Inc.
"When Quality Counts"
1534 Willow Pass Road, Pittsburg, CA 94565-1701
Toll Free Telephone: (877) 252-9262 / Fax: (925) 252-9269
http://www.mccampbell.com / E-mail: main@mccampbell.com

# Sample Receipt Checklist

| | | | |
|---|---|---|---|
| Client Name: | Enthalpy Analytical | Date and Time Received: | 11/18/2025 09:40 |
| Project: | EO-546946 | Date Logged: | 11/19/2025 |
| | | Received by: | Agustina Venegas |
| WorkOrder №: | 2511D66 Matrix: Water | Logged by: | Agustina Venegas |
| Carrier: | FedEx | | |

## Chain of Custody (COC) Information

| | | | | | | |
|---|---|---|---|---|---|---|
| Chain of custody present? | Yes | ☑ | No | ☐ | | |
| Chain of custody signed when relinquished and received? | Yes | ☑ | No | ☐ | | |
| Chain of custody agrees with sample labels? | Yes | ☑ | No | ☐ | | |
| Sample IDs noted by Client on COC? | Yes | ☑ | No | ☐ | | |
| Date and Time of collection noted by Client on COC? | Yes | ☑ | No | ☐ | | |
| Sampler's name noted on COC? | Yes | ☐ | No | ☑ | | |
| COC agrees with Quote? | Yes | ☑ | No | ☐ | NA | ☐ |
| COC quote NOT expired? | Yes | ☑ | No | ☐ | NA | ☐ |

## Sample Receipt Information

| | | | | | | |
|---|---|---|---|---|---|---|
| Custody seals intact on shipping container/cooler? | Yes | ☐ | No | ☐ | NA | ☑ |
| Custody seals intact on sample bottles? | Yes | ☐ | No | ☐ | NA | ☑ |
| Shipping container/cooler in good condition? | Yes | ☑ | No | ☐ | | |
| Samples in proper containers/bottles? | Yes | ☑ | No | ☐ | | |
| Sample containers intact? | Yes | ☑ | No | ☐ | | |
| Sufficient sample volume for indicated test? | Yes | ☑ | No | ☐ | | |

## Sample Preservation and Hold Time (HT) Information

| | | | | | | |
|---|---|---|---|---|---|---|
| All samples received within holding time? | Yes | ☑ | No | ☐ | NA | ☐ |
| Samples Received on Ice? | Yes | ☑ | No | ☐ | | |
| (Ice Type: WET ICE ) | | | | | | |
| Sample/Temp Blank temperature | Temp: 0.4°C | | | | NA | ☐ |
| ZHS conditional analyses: VOA meets zero headspace requirement (VOCs, TPHg/BTEX, RSK)? | Yes | ☐ | No | ☐ | NA | ☑ |
| Sample labels checked for correct preservation? | Yes | ☑ | No | ☐ | | |
| pH acceptable upon receipt (Metal: <2)? | Yes | ☐ | No | ☐ | NA | ☑ |

UCMR Samples:

| | | | | | | |
|---|---|---|---|---|---|---|
| pH tested and acceptable upon receipt (200.7: ≤2; 533: 6 - 8; 537.1: 6 - 8)? | Yes | ☐ | No | ☐ | NA | ☑ |
| Free Chlorine tested and acceptable upon receipt (<0.1mg/L) [not applicable to 200.7]? | Yes | ☐ | No | ☐ | NA | ☑ |

Comments:

Enthalpy Analytical
931 West Barkley Ave
Orange, CA 92868
(714) 771-6900

enthalpy.com

Lab Job Number : 547509
Report Level : II
Report Date : 12/09/2025

**Analytical Report** *prepared for:*

Kate Logan
Waste Connections
Chiquita Canyon Landfill
29201 Henry Mayo Drive
Castaic, CA 91384

Project: CCLF STORMWATER - Chiquita Canyon Stormwater

*Authorized for release by:*



Zach Barker, Project Manager
zach.barker@enthalpy.com

This data package has been reviewed for technical correctness and completeness. Release of this data has been authorized by the Laboratory Manager or the Manager's designee, as verified by the above signature which applies to this PDF file as well as any associated electronic data deliverable files. The results contained in this report meet all requirements of NELAP and pertain only to those samples which were submitted for analysis. This report may be reproduced only in its entirety.

CA ELAP# 1338, CA ELAP #1338-S1, NELAP# 4038, SCAQMD LAP# 18LA0518, LACSD ID# 10105, ORELAP# 4197

ENTHALPY ANALYTICAL

# Sample Summary

| | | |
|---|---|---|
| Kate Logan<br>Waste Connections<br>Chiquita Canyon Landfill<br>29201 Henry Mayo Drive<br>Castaic, CA 91384 | Lab Job #:<br>Project No:<br>Location:<br>Date Received: | 547509<br>CCLF STORMWATER<br>Chiquita Canyon Stormwater<br>11/20/25 |

| Sample ID | Lab ID | Collected | Matrix |
|---|---|---|---|
| SOUTH BASIN - WESTERN INLET | 547509-001 | 11/20/25 12:35 | Water |
| SOUTH BASIN - EASTERN INLET | 547509-002 | 11/20/25 13:35 | Water |

# Case Narrative

| | |
|---|---|
| Waste Connections<br>Chiquita Canyon Landfill<br>29201 Henry Mayo Drive<br>Castaic, CA 91384<br>Kate Logan | Lab Job Number: 547509<br>Project No: CCLF STORMWATER<br>Location: Chiquita Canyon Stormwater<br>Date Received: 11/20/25 |

This data package contains sample and QC results for two water samples, requested for the above referenced project on 11/20/25. The samples were received in good condition.

**Volatile Organics by GC/MS (EPA 8260B):**

- High responses were observed for acetone and MTBE in the CCV analyzed 11/22/25 12:55; these analytes were not detected at or above the RL in the associated samples, and affected data was qualified with "b".
- High recovery was observed for MTBE in the LCS for batch 388227; this analyte was not detected at or above the RL in the associated samples.
- SOUTH BASIN - WESTERN INLET (lab # 547509-001) and SOUTH BASIN - EASTERN INLET (lab # 547509-002) had pH greater than 2.
- No other analytical problems were encountered.

**Semivolatile Organics by GC/MS (EPA 8270C):**

- Low surrogate recovery was observed for 2-fluorophenol in SOUTH BASIN - WESTERN INLET (lab # 547509-001).
- Low surrogate recovery was observed for phenol-d6 in SOUTH BASIN - WESTERN INLET (lab # 547509-001).
- SOUTH BASIN - EASTERN INLET (lab # 547509-002) was diluted due to the dark and viscous nature of the sample extract.
- No other analytical problems were encountered.

**Semivolatile Organics by GC/MS (EPA 625.1):**

- Low surrogate recovery was observed for 2-fluorophenol in SOUTH BASIN - WESTERN INLET (lab # 547509-001).
- Low surrogate recovery was observed for phenol-d6 in SOUTH BASIN - WESTERN INLET (lab # 547509-001).
- SOUTH BASIN - EASTERN INLET (lab # 547509-002) was diluted due to the dark and viscous nature of the sample extract.
- No other analytical problems were encountered.

**Semivolatile Organics by GC/MS SIM (EPA 8270C-SIM):**

No analytical problems were encountered.

**Pesticides (EPA 8081A):**

- SOUTH BASIN - EASTERN INLET (lab # 547509-002) was diluted due to the dark color of the sample extract.
- No other analytical problems were encountered.

**Total Organic Carbon by IR (SM 5310B):**

No analytical problems were encountered.

**PCBs (EPA 8082):**

- SOUTH BASIN - EASTERN INLET (lab # 547509-002) was diluted due to the dark color of the sample extract.
- SOUTH BASIN - EASTERN INLET (lab # 547509-002) was treated with sulfuric acid to reduce analytical interferences or due to the presence of color.
- No other analytical problems were encountered.

**Metals (EPA 200.7, EPA 200.8, and EPA 245.1):**

- High recovery was observed for iron in the MSD for batch 388161; the parent sample was not a project sample, the LCS was within limits, and the associated RPD was within limits.
- High recoveries were observed for boron in the MS/MSD for batch 388174; the parent sample was not a project sample, the LCS was within limits, and the associated RPD was within limits.
- High recovery was observed for boron in the MS for batch 388174; the parent sample was not a project sample, the LCS was within limits, and the associated RPD was within limits.
- No other analytical problems were encountered.

**Ion Chromatography (EPA 300.0):**
No analytical problems were encountered.

**Conductivity (SM2510B):**
No analytical problems were encountered.

**Total Oil & Grease (HEM) (EPA 1664A):**

- Matrix spikes were not performed for this analysis due to insufficient sample volume.
- No analytical problems were encountered.

**Total Phenolics (EPA 420.1):**
No analytical problems were encountered.

**Alkalinity (SM2320B):**
No analytical problems were encountered.

**Sulfide (SM 4500-S2-D):**
No analytical problems were encountered.

**Total Dissolved Solids (TDS) (SM2540C):**
No analytical problems were encountered.

**Total Suspended Solids (TSS) (SM2540D):**

- High RPD was observed for total suspended solids in the SDUP for batch 388521; the parent sample was not a project sample.
- No other analytical problems were encountered.

**Chemical Oxygen Demand (SM5220D):**
No analytical problems were encountered.

**Biochemical Oxygen Demand (SM5210B):**
No analytical problems were encountered.

**Turbidity (SM2130B):**
No analytical problems were encountered.

**Cyanide - Semi-Automated Method (SM 4500-CN-E and SM 4500-CN-E):**
No analytical problems were encountered.

**Coliform - 9221 Tests (SM 9221B and SM 9221F):**
No analytical problems were encountered.

**Ammonia and TKN- Semi-Automated Method (SM 4500-NH3-G):**

- High recovery was observed for ammonia-N in the MSD for batch 389023; the parent sample was not a project sample, and the LCS was within limits. High RPD was also observed for ammonia-N in the MS/MSD for batch 389023.
- No other analytical problems were encountered.

**Organophosphorus Pesticides (EPA 8141A):**
Pace Laboratories in Bakersfield, CA performed the analysis (see sublab report section for certifications). Please see the Pace Laboratories case narrative.

**8151A Chlorinated Herbicides (EPA 8151A):**
McCampbell Analytical, Inc. in Pittsburg, CA performed the analysis (NELAP certified). Please see the McCampbell Analytical, Inc. case narrative.

**RSK-175 CO2 (RSK-175):**
McCampbell Analytical, Inc. in Pittsburg, CA performed the analysis (see sublab report section for certifications). Please see the McCampbell Analytical, Inc. case narrative.

**Dioxins & Furans (EPA 8290):**
Enthalpy - El Dorado Hills in El Dorado Hills, CA performed the analysis (see sublab report section for certifications). Please see the Enthalpy - El Dorado Hills case narrative.

**EPA 625.1 (EPA 625.1):**
Pace Analytical - Mt. Juliet in Mt. Juliet, TN performed the analysis (see sublab report section for certifications). Please see the Pace Analytical - Mt. Juliet case narrative.

# ENTHALPY ANALYTICAL

## Chain of Custody Record

Lab No: 547509

Page: 1 of 3

## Turn Around Time (rush by advanced notice only)

| Standard: | X | 5 Day: | | 3 Day: | |
|---|---|---|---|---|---|
| 2 Day: | | 1 Day: | | Custom TAT: | |


**Enthalpy Analytical - Orange**

931 W. Barkley Avenue, Orange, CA 92868

Phone 714-771-6900


**Matrix:** A = Air S = Soil/Solid W = Water DW = Drinking Wate SD = Sediment PP = Pure Product SEA = Sea Water SW = Swab T = Tissue WP = Wipe O = Other

**Preservatives:** 1 = $Na_2S_2O_3$ 2 = HCl 3 = $HNO_3$ 4 = $H_2SO_4$ 5 = NaOH 6 = Other

**Sample Receipt Temp:** IR 10 2.9/3.1 3.1/3.3 5.5/5.7 5.6/5.8 5.2/5.4 (lab use only) 4.0/4.2

| CUSTOMER INFORMATION | | PROJECT INFORMATION | |
|---|---|---|---|
| Company: | Chiquita Canyon, LLC | Name: | SW - Inlets |
| Report To: | Kate Logan | Number: | |
| Email: | kate.logan@wasteconnections.com | P.O. #: | |
| Address: | 29201 Henry Mayo Drive | Address: | 29201 Henry Mayo Drive |
| | Castaic, CA 91384 | | Castaic, CA 91384 |
| Phone: | 682-559-3880 | Global ID: | |
| Fax: | | Sampled By: | CH, MT |

| | Sample ID | Sampling Date | Sampling Time | Matrix | Container No. / Size | Pres. | 200.7/200.8 Metals (see comments) | 245.1 Mercury | 4500-CN-E Cyanide | 8081 Pesticides / 8082 PCBs | 8141 Organophosphorous Pesticides | 8151 Herbicides | 8260 VOCs | 8260 Acrolein/Acrylonitrile | 8270C | 8290 2,3,7,8-TCDD | Test Instructions / Comments |
|---|---|---|---|---|---|---|---|---|---|---|---|---|---|---|---|---|---|
| 1 | South Basin - Western Inlet | 11/20/25 | 1235 | W | 31 | 6,2,4,1 | X | X | X | X | X | X | X | X | X | X | Temp: 14.8°C, pH 7.82 |
| 2 | South Basin - Eastern Inlet | 11/20/25 | 1335 | W | 31 | 6,2,4,1 | X | X | X | X | X | X | X | X | X | X | Temp: 14.9°C, pH 7.92 |
| 3 | | | | | | | | | | | | | | | | | |
| 4 | | | | | | | | | | | | | | | | | |
| 5 | | | | | | | | | | | | | | | | | |
| 6 | | | | | | | | | | | | | | | | | |
| 7 | | | | | | | | | | | | | | | | | |
| 8 | | | | | | | | | | | | | | | | | |
| 9 | | | | | | | | | | | | | | | | | |
| 10 | | | | | | | | | | | | | | | | | |

**Analysis Request**

**Test Instructions / Comments**

**200.8 - Ag, As, B, Ba, Be, Cd, Co, Cr, Cu, Ni, Mn, Pb, Sb, Se, Sn, Tl, V, Zn**
**200.7 - Fe, Ca, K, Mg, Na**

**Additional email recipients:**
matt.breuer@wasteconnections.com
stormwater@wasteconnections.com
tmb@swteng.com
aav@swteng.com

**Direct invoices to:**
Maribel Bolanos
(661) 257-3665

Login 547509

| | Signature | Print Name | Company / Title | Date / Time |
|---|---|---|---|---|
| [1] Relinquished By: | | Caleb Keagle | CTEH | 11/20/25 1820 |
| [1] Received By: | | Anna Roberts | EA | 11-20-25 18:20 |
| [2] Relinquished By: | | | | |
| [2] Received By: | | | | |
| [3] Relinquished By: | | | | |
| [3] Received By: | | | | |

# ENTHALPY ANALYTICAL

## Chain of Custody Record

Lab No: 547509

Page: 2 of 3

## Turn Around Time (rush by advanced notice only)

| Standard: | X | 5 Day: | | 3 Day: | |
|---|---|---|---|---|---|
| 2 Day: | | 1 Day: | | Custom TAT: | |


**Enthalpy Analytical - Orange**

931 W. Barkley Avenue, Orange, CA 92868

Phone 714-771-6900


**Matrix:** A = Air S = Soil/Solid W = Water DW = Drinking Wate SD = Sediment PP = Pure Product SEA = Sea Water SW = Swab T = Tissue WP = Wipe O = Other

**Preservatives:** 1 = $Na_2S_2O_3$ 2 = HCl 3 = $HNO_3$ 4 = $H_2SO_4$ 5 = NaOH 6 = Other

**Sample Receipt Temp:** (lab use only)

| CUSTOMER INFORMATION | | PROJECT INFORMATION | |
|---|---|---|---|
| Company: | Chiquita Canyon, LLC | Name: | SW - Inlets |
| Report To: | Kate Logan | Number: | |
| Email: | kate.logan@wasteconnections.com | P.O. #: | |
| Address: | 29201 Henry Mayo Drive | Address: | 29201 Henry Mayo Drive |
| | Castaic, CA 91384 | | Castaic, CA 91384 |
| Phone: | 682-559-3880 | Global ID: | |
| Fax: | | Sampled By: | CH, MT |

| | Sample ID | Sampling Date | Sampling Time | Matrix | Container No. / Size | Pres. | SM4500-S2-D Total Sulfide | 420.1 Total Phenolics | 1664A Oil and Grease | 9221B Tota Coliform | 9221F E. Coli | 300.0 Cl, Br, Fl, NO3, NO2, SO4 | 2540D TSS | 5310B TOC | 8270 SIM 1,4-Dioxane | SM2320B Alkalinity | Test Instructions / Comments |
|---|---|---|---|---|---|---|---|---|---|---|---|---|---|---|---|---|---|
| 1 | South Basin - Western Inlet | 11/20/25 | 1235 | W | 31 | 6,2,4,1 | X | X | X | X | X | X | X | X | X | X | Temp: 14.8°C, pH 7.82 |
| 2 | South Basin - Eastern Inlet | 11/20/25 | 1335 | W | 31 | 6,2,4,1 | X | X | X | X | X | X | X | X | X | X | Temp: 14.9°C, pH 7.92 |
| 3 | | | | | | | | | | | | | | | | | |
| 4 | | | | | | | | | | | | | | | | | |
| 5 | | | | | | | | | | | | | | | | | |
| 6 | | | | | | | | | | | | | | | | | |
| 7 | | | | | | | | | | | | | | | | | |
| 8 | | | | | | | | | | | | | | | | | |
| 9 | | | | | | | | | | | | | | | | | |
| 10 | | | | | | | | | | | | | | | | | |

**Additional email recipients:**
matt.breuer@wasteconnections.com
stormwater@wasteconnections.com
tmb@swteng.com
aav@swteng.com

**Direct invoices to:**
Maribel Bolanos
(661) 257-3665

| | Signature | Print Name | Company / Title | Date / Time |
|---|---|---|---|---|
| [1] Relinquished By: | | Caleb Herath | CTEH | 11/20/25 1820 |
| [1] Received By: | | Anna Roberts | EA | 11-20-25 18:20 |
| [2] Relinquished By: | | | | |
| [2] Received By: | | | | |
| [3] Relinquished By: | | | | |
| [3] Received By: | | | | |

# ENTHALPY ANALYTICAL

## Chain of Custody Record

Lab No: 547509

Page: 3 of 3

## Turn Around Time (rush by advanced notice only)

| Standard: | X | 5 Day: | | 3 Day: | |
|---|---|---|---|---|---|
| 2 Day: | | 1 Day: | | Custom TAT: | |


**Enthalpy Analytical - Orange**

931 W. Barkley Avenue, Orange, CA 92868

Phone 714-771-6900


**Matrix:** A = Air S = Soil/Solid W = Water DW = Drinking Wate SD = Sediment PP = Pure Product SEA = Sea Water SW = Swab T = Tissue WP = Wipe O = Other

**Preservatives:** 1 = $Na_2S_2O_3$ 2 = HCl 3 = $HNO_3$ 4 = $H_2SO_4$ 5 = NaOH 6 = Other

**Sample Receipt Temp:** (lab use only)

| CUSTOMER INFORMATION | | PROJECT INFORMATION | |
|---|---|---|---|
| Company: | Chiquita Canyon, LLC | Name: | SW - Inlets |
| Report To: | Kate Logan | Number: | |
| Email: | kate.logan@wasteconnections.com | P.O. #: | |
| Address: | 29201 Henry Mayo Drive | Address: | 29201 Henry Mayo Drive |
| | Castaic, CA 91384 | | Castaic, CA 91384 |
| Phone: | 682-559-3880 | Global ID: | |
| Fax: | | Sampled By: | CH, MT |

| | Sample ID | Sampling Date | Sampling Time | Matrix | Container No. / Size | Pres. | SM5220D Chemical Oxygen Demand | SM2510B Specific Conductance | RSK-175 Carbon Dioxide | 2540E TDS | SM2130B Turbidity | 350.1 Ammonia | 625.1 - See Comments | 625.1 Alpha-Terpineol | SM5210B BOD | | Test Instructions / Comments |
|---|---|---|---|---|---|---|---|---|---|---|---|---|---|---|---|---|---|
| 1 | South Basin - Western Inlet | 11/20/25 | 1235 | W | 31 | 6,2,4,1 | X | X | X | X | X | X | X | X | X | X | Temp: 14.8°C, pH 7.82 |
| 2 | South Basin - Eastern Inlet | 11/20/25 | 1335 | W | 31 | 6,2,4,1 | X | X | X | X | X | X | X | X | X | X | Temp: 14.9°C, pH 7.92 |
| 3 | | | | | | | | | | | | | | | | | |
| 4 | | | | | | | | | | | | | | | | | |
| 5 | | | | | | | | | | | | | | | | | |
| 6 | | | | | | | | | | | | | | | | | |
| 7 | | | | | | | | | | | | | | | | | |
| 8 | | | | | | | | | | | | | | | | | |
| 9 | | | | | | | | | | | | | | | | | |
| 10 | | | | | | | | | | | | | | | | | |

**Analysis Request**

**Test Instructions / Comments**

625.1 - Benzoic Acid, Pyridine, Phenol, 2-methylphenol, 3,4-methylphenol, Cresol, Naphthalene, alpha-terpineol

Additional email recipients:
matt.breuer@wasteconnections.com
stormwater@wasteconnections.com
tmb@swteng.com
aav@swteng.com

Direct invoices to:
Maribel Bolanos
(661) 257-3665

| | Signature | Print Name | Company / Title | Date / Time |
|---|---|---|---|---|
| [1] Relinquished By: | | Caleb Hervey | CT&H | 11/20/25 1620 |
| [1] Received By: | | Anna Roberts | EA | 11-20-25 18:20 |
| [2] Relinquished By: | | | | |
| [2] Received By: | | | | |
| [3] Relinquished By: | | | | |
| [3] Received By: | | | | |

## SAMPLE RECEIPT CHECKLIST

**Section 1: General Info**

Date Received: 11/20/25 WO# 547509 Client: Waste Connections

**Section 2: Shipping / Custody** **Are custody seals present?** ☐ Yes ☒ No

Custody seals intact on arrival? ■ N/A ☐ Yes ☐ No ☐ On cooler / box ☐ On samples

☐ Courier ■ Walk-In ☐ Field Sampling ☐ Shipping Info: _____

**Section 3a: Condition / Packaging** ☐ **Outside 0.0 - 6.0°C (0.0 - 10.0°C for microbiology) (PM notified)**

Date Opened 11/20/25 By (initials) AGR Type of ice used: ■ Wet ☐ Blue/Gel ☐ None

☐ Samples received on ice directly from the field; cooling process had begun. (if checked, skip temperatures)

☐ Sample matrix doesn't require cooling (e.g. air, bulk PCB). (if checked, skip temperatures)

If no cooler: Observed/Adjusted Temp (°C): _____ / _____ Thermometer/IR Gun: IR10 CF: +0.2

Cooler Temp (°C) #1: 3.1 / 3.3 #2: 5.6 / 5.8 #3: 2.9 / 3.1 #4: 5.5 / 5.7 #5: 5.5 / 5.4 #6: 4.0 / 4.2

**Section 3b: Microbiology Samples** ☐ **No microbiology samples submitted (skip 3b)**

■ Within temp range 0.0 - 10.0°C or received on ice directly from field.

■ Adequate headspace for microbiology analysis.

**Section 3c: Air Samples** ■ **No air samples submitted (skip 3c)**

☐ 1.4L Canisters ☐ 6L Canisters ☐ Tedlar Bags ☐ MCE Cassettes ☐ Sorbent Tubes ☐ Other _____

| Section 4: Containers / Labels / Samples | YES | NO | N/A |
|---|---|---|---|
| 1) Were custody papers present, filled properly, and legible? | X | | |
| 2) Is the sampler's name present on the CoC? | X | | |
| 3) Were containers received in good condition (unbroken / unopened / uncompromised)? | X | | |
| 4) Were the samples bagged? (required for microbiology samples; recommended for soil samples) | X | | |
| 5) Were all of, and only, the correct samples received? | X | | |
| 6) Are sample labels present, legible, and in agreement with the CoC? | | X | |
| 7) Does the container count match the CoC? | X | | |
| 8) Was sufficient sample volume / mass received for the analyses requested? | X | | |
| 9) Were samples received in proper containers for the analyses requested? | X | | |
| 10) Were samples received with > 1/2 holding time remaining? | | X | |
| 11) Are samples properly preserved as indicated by CoC / labels? | X | | |
| 12) Unpreserved VOAs received - If necessary, was the hold time changed in LIMS? | | X | |
| 13) Are VOA vials free from headspace/bubbles > 6mm? | X | | |

**Section 5: Explanations / Comments**

(If no comments are made, then no discrepancies noted.)

4.6: Sampling times on containers are switched compared to the COC.
Sample -001 has time 1335 on the containers but 1235 on the COC.
Sample -002 has time 1235 on the containers but 1335 on the COC.

☐ **No additional discrepancies**

**Date Logged** 11/20/25 **By (print)** ABD **(sign)** ADJ

**Date Labeled** 11/20/25 **By (print)** AGR / NCM **(sign)** ADJ for AGR / NCM

ENTHALPY ANALYTICAL

# Analysis Results for 547509

Kate Logan
Waste Connections
Chiquita Canyon Landfill
29201 Henry Mayo Drive
Castaic, CA 91384

Lab Job #: 547509
Project No: CCLF STORMWATER
Location: Chiquita Canyon Stormwater
Date Received: 11/20/25

**Sample ID:** SOUTH BASIN - WESTERN INLET | **Lab ID:** 547509-001 | **Matrix:** Water | **Collected:** 11/20/25 12:35

| 547509-001 Analyte | Result | Qual | Units | RL | MDL | DF | Batch | Prepared | Analyzed | Chemist |
|---|---|---|---|---|---|---|---|---|---|---|
| Method: EPA 1664A<br>Prep Method: METHOD | | | | | | | | | | |
| Total Oil and Grease | **2.2** | J | mg/L | 5.0 | 0.97 | 1 | 388822 | 12/02/25 | 12/02/25 | CKN |
| Method: EPA 200.7<br>Prep Method: EPA 3015A | | | | | | | | | | |
| Calcium | **120** | | mg/L | 10 | 4.6 | 10 | 388161 | 11/21/25 | 11/24/25 | SBW |
| Iron | **35** | | mg/L | 1.0 | 0.55 | 10 | 388161 | 11/21/25 | 11/24/25 | SBW |
| Magnesium | **18** | | mg/L | 0.10 | 0.051 | 1 | 388161 | 11/21/25 | 11/21/25 | SBW |
| Potassium | **12** | | mg/L | 0.50 | 0.50 | 1 | 388161 | 11/21/25 | 11/21/25 | SBW |
| Sodium | **28** | | mg/L | 0.60 | 0.38 | 1 | 388161 | 11/21/25 | 11/21/25 | SBW |
| Method: EPA 200.8<br>Prep Method: EPA 3015A | | | | | | | | | | |
| Antimony | **0.72** | J | ug/L | 2.0 | 0.31 | 1 | 388174 | 11/21/25 | 12/03/25 | KAM |
| Arsenic | **8.1** | | ug/L | 2.0 | 0.21 | 1 | 388174 | 11/21/25 | 11/22/25 | KAM |
| Barium | **450** | | ug/L | 50 | 3.3 | 10 | 388174 | 11/21/25 | 11/26/25 | KAM |
| Beryllium | **2.1** | | ug/L | 1.0 | 0.062 | 1 | 388174 | 11/21/25 | 11/22/25 | KAM |
| Boron | **71** | | ug/L | 10 | 6.0 | 1 | 388174 | 11/21/25 | 12/03/25 | KAM |
| Cadmium | **0.73** | J | ug/L | 1.0 | 0.11 | 1 | 388174 | 11/21/25 | 11/22/25 | KAM |
| Chromium | **36** | | ug/L | 5.0 | 0.34 | 1 | 388174 | 11/21/25 | 11/22/25 | KAM |
| Cobalt | **21** | | ug/L | 1.0 | 0.068 | 1 | 388174 | 11/21/25 | 11/22/25 | KAM |
| Copper | **49** | | ug/L | 3.0 | 0.71 | 1 | 388174 | 11/21/25 | 11/22/25 | KAM |
| Lead | **32** | | ug/L | 5.0 | 0.16 | 1 | 388174 | 11/21/25 | 11/22/25 | KAM |
| Manganese | **890** | | ug/L | 10 | 1.7 | 1 | 388174 | 11/21/25 | 11/22/25 | KAM |
| Nickel | **38** | | ug/L | 5.0 | 1.3 | 1 | 388174 | 11/21/25 | 11/22/25 | KAM |
| Selenium | **3.9** | J | ug/L | 4.0 | 1.6 | 1 | 388174 | 11/21/25 | 11/22/25 | KAM |
| Silver | ND | | ug/L | 5.0 | 0.50 | 1 | 388174 | 11/21/25 | 11/22/25 | KAM |
| Thallium | ND | | ug/L | 1.0 | 0.42 | 1 | 388174 | 11/21/25 | 11/22/25 | KAM |
| Tin | ND | | ug/L | 5.0 | 0.33 | 1 | 388174 | 11/21/25 | 11/22/25 | KAM |
| Vanadium | **67** | | ug/L | 5.0 | 0.26 | 1 | 388174 | 11/21/25 | 11/22/25 | KAM |
| Zinc | **150** | | ug/L | 10 | 7.6 | 1 | 388174 | 11/21/25 | 11/22/25 | KAM |
| Method: EPA 245.1<br>Prep Method: EPA 245.1 | | | | | | | | | | |
| Mercury | ND | | ug/L | 0.40 | 0.032 | 1 | 388336 | 11/24/25 | 11/24/25 | DXC |
| Method: EPA 300.0<br>Prep Method: METHOD | | | | | | | | | | |
| Fluoride | **0.069** | J | mg/L | 0.20 | 0.059 | 1 | 388072 | 11/20/25 17:02 | 11/20/25 22:06 | KUM |
| Chloride | **14** | | mg/L | 1.0 | 0.26 | 1 | 388072 | 11/20/25 17:02 | 11/20/25 22:06 | KUM |
| Nitrogen, Nitrite | **0.03** | J | mg/L | 0.10 | 0.02 | 1 | 388072 | 11/20/25 17:02 | 11/20/25 22:06 | KUM |



Results for any subcontracted analyses are not included in this section.

ENTHALPY ANALYTICAL

# Analysis Results for 547509

| 547509-001 Analyte | Result | Qual | Units | RL | MDL | DF | Batch | Prepared | Analyzed | Chemist |
|---|---|---|---|---|---|---|---|---|---|---|
| Bromide | ND | | mg/L | 0.30 | 0.061 | 1 | 388072 | 11/20/25 17:02 | 11/20/25 22:06 | KUM |
| Nitrogen, Nitrate | **0.63** | | mg/L | 0.10 | 0.05 | 1 | 388072 | 11/20/25 17:02 | 11/20/25 22:06 | KUM |
| Sulfate | **59** | | mg/L | 1.0 | 0.18 | 1 | 388072 | 11/20/25 17:02 | 11/20/25 22:06 | KUM |
| Method: EPA 350.1<br>Prep Method: METHOD | | | | | | | | | | |
| Ammonia-N | **15** | | mg/L | 2.0 | 1.0 | 20 | 389131 | 12/04/25 | 12/04/25 | JAK |
| Method: EPA 420.1<br>Prep Method: METHOD | | | | | | | | | | |
| Total Phenolics | **0.0080** | J | mg/L | 0.010 | 0.0065 | 1 | 388905 | 12/02/25 | 12/02/25 | LVL |
| Method: EPA 625.1<br>Prep Method: EPA 3510C | | | | | | | | | | |
| Pyridine | ND | | ug/L | 9.4 | 2.7 | 0.94 | 388120 | 11/22/25 | 11/22/25 | ZFA |
| Phenol | ND | | ug/L | 9.4 | 2.0 | 0.94 | 388120 | 11/22/25 | 11/22/25 | ZFA |
| 2-Methylphenol | ND | | ug/L | 9.4 | 3.1 | 0.94 | 388120 | 11/22/25 | 11/22/25 | ZFA |
| 3-,4-Methylphenol | ND | | ug/L | 9.4 | 2.8 | 0.94 | 388120 | 11/22/25 | 11/22/25 | ZFA |
| Benzoic acid | ND | | ug/L | 47 | 10 | 0.94 | 388120 | 11/22/25 | 11/22/25 | ZFA |
| Naphthalene | ND | | ug/L | 9.4 | 3.4 | 0.94 | 388120 | 11/22/25 | 11/22/25 | ZFA |
| Cresol | ND | | ug/L | 9.4 | | 0.94 | 388120 | 11/22/25 | 11/22/25 | ZFA |
| Method: EPA 8081A<br>Prep Method: EPA 3510C | | | | | | | | | | |
| alpha-BHC | ND | | ug/L | 0.05 | 0.02 | 0.99 | 388247 | 11/22/25 | 11/25/25 | XLY |
| beta-BHC | ND | | ug/L | 0.05 | 0.02 | 0.99 | 388247 | 11/22/25 | 11/25/25 | XLY |
| gamma-BHC | ND | | ug/L | 0.05 | 0.02 | 0.99 | 388247 | 11/22/25 | 11/25/25 | XLY |
| delta-BHC | ND | | ug/L | 0.05 | 0.02 | 0.99 | 388247 | 11/22/25 | 11/25/25 | XLY |
| Heptachlor | ND | | ug/L | 0.05 | 0.01 | 0.99 | 388247 | 11/22/25 | 11/25/25 | XLY |
| Aldrin | ND | | ug/L | 0.05 | 0.02 | 0.99 | 388247 | 11/22/25 | 11/25/25 | XLY |
| Heptachlor epoxide | ND | | ug/L | 0.05 | 0.02 | 0.99 | 388247 | 11/22/25 | 11/25/25 | XLY |
| Endosulfan I | ND | | ug/L | 0.05 | 0.02 | 0.99 | 388247 | 11/22/25 | 11/25/25 | XLY |
| Dieldrin | ND | | ug/L | 0.1 | 0.01 | 0.99 | 388247 | 11/22/25 | 11/25/25 | XLY |
| 4,4'-DDE | ND | | ug/L | 0.1 | 0.02 | 0.99 | 388247 | 11/22/25 | 11/25/25 | XLY |
| Endrin | ND | | ug/L | 0.1 | 0.02 | 0.99 | 388247 | 11/22/25 | 11/25/25 | XLY |
| Endosulfan II | ND | | ug/L | 0.1 | 0.02 | 0.99 | 388247 | 11/22/25 | 11/25/25 | XLY |
| Endosulfan sulfate | ND | | ug/L | 0.1 | 0.02 | 0.99 | 388247 | 11/22/25 | 11/25/25 | XLY |
| 4,4'-DDD | ND | | ug/L | 0.1 | 0.02 | 0.99 | 388247 | 11/22/25 | 11/25/25 | XLY |
| Endrin aldehyde | ND | | ug/L | 0.1 | 0.03 | 0.99 | 388247 | 11/22/25 | 11/25/25 | XLY |
| Endrin ketone | ND | | ug/L | 0.1 | 0.03 | 0.99 | 388247 | 11/22/25 | 11/25/25 | XLY |
| 4,4'-DDT | ND | | ug/L | 0.1 | 0.04 | 0.99 | 388247 | 11/22/25 | 11/25/25 | XLY |
| Methoxychlor | ND | | ug/L | 0.1 | 0.06 | 0.99 | 388247 | 11/22/25 | 11/25/25 | XLY |
| Toxaphene | ND | | ug/L | 2.0 | 0.8 | 0.99 | 388247 | 11/22/25 | 11/25/25 | XLY |
| Chlordane (Technical) | ND | | ug/L | 1.0 | 0.3 | 0.99 | 388247 | 11/22/25 | 11/25/25 | XLY |
| **Surrogates** | | | | **Limits** | | | | | | |
| TCMX | 85% | | %REC | 29-120 | | 0.99 | 388247 | 11/22/25 | 11/25/25 | XLY |
| Decachlorobiphenyl | 83% | | %REC | 33-132 | | 0.99 | 388247 | 11/22/25 | 11/25/25 | XLY |
| Method: EPA 8082<br>Prep Method: EPA 3510C | | | | | | | | | | |
| Aroclor-1016 | ND | | ug/L | 0.50 | 0.30 | 0.99 | 388247 | 11/22/25 | 11/25/25 | XLY |
| Aroclor-1221 | ND | | ug/L | 0.50 | 0.35 | 0.99 | 388247 | 11/22/25 | 11/25/25 | XLY |
| Aroclor-1232 | ND | | ug/L | 0.50 | 0.31 | 0.99 | 388247 | 11/22/25 | 11/25/25 | XLY |
| Aroclor-1242 | ND | | ug/L | 0.50 | 0.41 | 0.99 | 388247 | 11/22/25 | 11/25/25 | XLY |



Results for any subcontracted analyses are not included in this section.

ENTHALPY ANALYTICAL

# Analysis Results for 547509

| 547509-001 Analyte | Result | Qual | Units | RL | MDL | DF | Batch | Prepared | Analyzed | Chemist |
|---|---|---|---|---|---|---|---|---|---|---|
| Aroclor-1248 | ND | | ug/L | 0.50 | 0.23 | 0.99 | 388247 | 11/22/25 | 11/25/25 | XLY |
| Aroclor-1254 | ND | | ug/L | 0.50 | 0.34 | 0.99 | 388247 | 11/22/25 | 11/25/25 | XLY |
| Aroclor-1260 | ND | | ug/L | 0.50 | 0.33 | 0.99 | 388247 | 11/22/25 | 11/25/25 | XLY |
| Aroclor-1262 | ND | | ug/L | 0.50 | 0.39 | 0.99 | 388247 | 11/22/25 | 11/25/25 | XLY |
| Aroclor-1268 | ND | | ug/L | 0.50 | 0.35 | 0.99 | 388247 | 11/22/25 | 11/25/25 | XLY |
| **Surrogates** | | | | **Limits** | | | | | | |
| Decachlorobiphenyl (PCB) | 73% | | %REC | 28-138 | | 0.99 | 388247 | 11/22/25 | 11/25/25 | XLY |
| Method: EPA 8260B<br>Prep Method: EPA 5030B | | | | | | | | | | |
| Carbon Disulfide | ND | | ug/L | 5.0 | 0.3 | 1 | 388227 | 11/22/25 | 11/22/25 | EJB |
| Chloroprene | ND | | ug/L | 200 | 1.5 | 1 | 388227 | 11/22/25 | 11/22/25 | EJB |
| 3-Chloropropene | ND | | ug/L | 5.0 | 0.2 | 1 | 388227 | 11/22/25 | 11/22/25 | EJB |
| Ethyl methacrylate | ND | | ug/L | 50 | 1.0 | 1 | 388227 | 11/22/25 | 11/22/25 | EJB |
| Ethanol | ND | | ug/L | 500 | 180 | 1 | 388227 | 11/22/25 | 11/22/25 | EJB |
| 2-Hexanone | ND | | ug/L | 5.0 | 0.6 | 1 | 388227 | 11/22/25 | 11/22/25 | EJB |
| Isopropanol (IPA) | ND | | ug/L | 200 | 90 | 1 | 388227 | 11/22/25 | 11/22/25 | EJB |
| Methyl acrylonitrile | ND | | ug/L | 35 | 1.3 | 1 | 388227 | 11/22/25 | 11/22/25 | EJB |
| Vinyl Acetate | ND | | ug/L | 50 | 1.6 | 1 | 388227 | 11/22/25 | 11/22/25 | EJB |
| Acrolein | ND | | ug/L | 200 | 1.2 | 1 | 388227 | 11/22/25 | 11/22/25 | EJB |
| Acrylonitrile | ND | | ug/L | 10 | 0.2 | 1 | 388227 | 11/22/25 | 11/22/25 | EJB |
| Freon 12 | ND | | ug/L | 5.0 | 0.2 | 1 | 388227 | 11/22/25 | 11/22/25 | EJB |
| Chloromethane | ND | | ug/L | 5.0 | 0.1 | 1 | 388227 | 11/22/25 | 11/22/25 | EJB |
| Vinyl Chloride | ND | | ug/L | 5.0 | 0.2 | 1 | 388227 | 11/22/25 | 11/22/25 | EJB |
| Bromomethane | ND | | ug/L | 5.0 | 0.3 | 1 | 388227 | 11/22/25 | 11/22/25 | EJB |
| Chloroethane | ND | | ug/L | 5.0 | 0.3 | 1 | 388227 | 11/22/25 | 11/22/25 | EJB |
| Trichlorofluoromethane | ND | | ug/L | 5.0 | 0.2 | 1 | 388227 | 11/22/25 | 11/22/25 | EJB |
| Iodomethane | ND | | ug/L | 5.0 | | 1 | 388227 | 11/22/25 | 11/22/25 | EJB |
| Acetone | **40** | J,b | ug/L | 100 | 2.1 | 1 | 388227 | 11/22/25 | 11/22/25 | EJB |
| Freon 113 | ND | | ug/L | 5.0 | 0.1 | 1 | 388227 | 11/22/25 | 11/22/25 | EJB |
| 1,1-Dichloroethene | ND | | ug/L | 5.0 | 0.2 | 1 | 388227 | 11/22/25 | 11/22/25 | EJB |
| Methylene Chloride | ND | | ug/L | 10 | 0.4 | 1 | 388227 | 11/22/25 | 11/22/25 | EJB |
| MTBE | ND | | ug/L | 5.0 | 0.1 | 1 | 388227 | 11/22/25 | 11/22/25 | EJB |
| trans-1,2-Dichloroethene | ND | | ug/L | 5.0 | 0.2 | 1 | 388227 | 11/22/25 | 11/22/25 | EJB |
| 1,1-Dichloroethane | ND | | ug/L | 5.0 | 0.1 | 1 | 388227 | 11/22/25 | 11/22/25 | EJB |
| 2-Butanone | **6.0** | J | ug/L | 10 | 0.6 | 1 | 388227 | 11/22/25 | 11/22/25 | EJB |
| cis-1,2-Dichloroethene | ND | | ug/L | 5.0 | 0.2 | 1 | 388227 | 11/22/25 | 11/22/25 | EJB |
| 2,2-Dichloropropane | ND | | ug/L | 5.0 | 0.2 | 1 | 388227 | 11/22/25 | 11/22/25 | EJB |
| Chloroform | ND | | ug/L | 5.0 | 0.1 | 1 | 388227 | 11/22/25 | 11/22/25 | EJB |
| Bromochloromethane | ND | | ug/L | 5.0 | 0.2 | 1 | 388227 | 11/22/25 | 11/22/25 | EJB |
| 1,1,1-Trichloroethane | ND | | ug/L | 5.0 | 0.1 | 1 | 388227 | 11/22/25 | 11/22/25 | EJB |
| 1,1-Dichloropropene | ND | | ug/L | 5.0 | 0.1 | 1 | 388227 | 11/22/25 | 11/22/25 | EJB |
| Carbon Tetrachloride | ND | | ug/L | 5.0 | 0.1 | 1 | 388227 | 11/22/25 | 11/22/25 | EJB |
| 1,2-Dichloroethane | ND | | ug/L | 5.0 | 0.1 | 1 | 388227 | 11/22/25 | 11/22/25 | EJB |
| Benzene | ND | | ug/L | 1.0 | 0.1 | 1 | 388227 | 11/22/25 | 11/22/25 | EJB |
| Trichloroethene | ND | | ug/L | 5.0 | 0.1 | 1 | 388227 | 11/22/25 | 11/22/25 | EJB |
| 1,2-Dichloropropane | ND | | ug/L | 5.0 | 0.1 | 1 | 388227 | 11/22/25 | 11/22/25 | EJB |
| Bromodichloromethane | ND | | ug/L | 5.0 | 0.2 | 1 | 388227 | 11/22/25 | 11/22/25 | EJB |
| Dibromomethane | ND | | ug/L | 5.0 | 0.2 | 1 | 388227 | 11/22/25 | 11/22/25 | EJB |
| 4-Methyl-2-Pentanone | ND | | ug/L | 5.0 | 0.5 | 1 | 388227 | 11/22/25 | 11/22/25 | EJB |
| cis-1,3-Dichloropropene | ND | | ug/L | 5.0 | 0.1 | 1 | 388227 | 11/22/25 | 11/22/25 | EJB |
| Toluene | ND | | ug/L | 5.0 | 0.2 | 1 | 388227 | 11/22/25 | 11/22/25 | EJB |
| trans-1,3-Dichloropropene | ND | | ug/L | 5.0 | 0.1 | 1 | 388227 | 11/22/25 | 11/22/25 | EJB |



Results for any subcontracted analyses are not included in this section.

ENTHALPY ANALYTICAL

# Analysis Results for 547509

| 547509-001 Analyte | Result | Qual | Units | RL | MDL | DF | Batch | Prepared | Analyzed | Chemist |
|---|---|---|---|---|---|---|---|---|---|---|
| 1,1,2-Trichloroethane | ND | | ug/L | 5.0 | 0.1 | 1 | 388227 | 11/22/25 | 11/22/25 | EJB |
| 1,3-Dichloropropane | ND | | ug/L | 5.0 | 0.1 | 1 | 388227 | 11/22/25 | 11/22/25 | EJB |
| Tetrachloroethene | ND | | ug/L | 5.0 | 0.09 | 1 | 388227 | 11/22/25 | 11/22/25 | EJB |
| Dibromochloromethane | ND | | ug/L | 5.0 | 0.09 | 1 | 388227 | 11/22/25 | 11/22/25 | EJB |
| 1,2-Dibromoethane | ND | | ug/L | 5.0 | 0.09 | 1 | 388227 | 11/22/25 | 11/22/25 | EJB |
| Chlorobenzene | ND | | ug/L | 5.0 | 0.1 | 1 | 388227 | 11/22/25 | 11/22/25 | EJB |
| 1,1,1,2-Tetrachloroethane | ND | | ug/L | 5.0 | 0.09 | 1 | 388227 | 11/22/25 | 11/22/25 | EJB |
| Ethylbenzene | ND | | ug/L | 5.0 | 0.1 | 1 | 388227 | 11/22/25 | 11/22/25 | EJB |
| m,p-Xylenes | ND | | ug/L | 5.0 | 0.3 | 1 | 388227 | 11/22/25 | 11/22/25 | EJB |
| o-Xylene | ND | | ug/L | 5.0 | 0.1 | 1 | 388227 | 11/22/25 | 11/22/25 | EJB |
| Styrene | ND | | ug/L | 5.0 | 0.2 | 1 | 388227 | 11/22/25 | 11/22/25 | EJB |
| Bromoform | ND | | ug/L | 5.0 | 0.1 | 1 | 388227 | 11/22/25 | 11/22/25 | EJB |
| Isopropylbenzene | ND | | ug/L | 5.0 | 0.1 | 1 | 388227 | 11/22/25 | 11/22/25 | EJB |
| 1,1,2,2-Tetrachloroethane | ND | | ug/L | 5.0 | 0.09 | 1 | 388227 | 11/22/25 | 11/22/25 | EJB |
| 1,2,3-Trichloropropane | ND | | ug/L | 5.0 | 0.1 | 1 | 388227 | 11/22/25 | 11/22/25 | EJB |
| Propylbenzene | ND | | ug/L | 5.0 | 0.1 | 1 | 388227 | 11/22/25 | 11/22/25 | EJB |
| Bromobenzene | ND | | ug/L | 5.0 | 0.1 | 1 | 388227 | 11/22/25 | 11/22/25 | EJB |
| 1,3,5-Trimethylbenzene | ND | | ug/L | 5.0 | 0.1 | 1 | 388227 | 11/22/25 | 11/22/25 | EJB |
| 2-Chlorotoluene | ND | | ug/L | 5.0 | 0.1 | 1 | 388227 | 11/22/25 | 11/22/25 | EJB |
| 4-Chlorotoluene | ND | | ug/L | 5.0 | 0.1 | 1 | 388227 | 11/22/25 | 11/22/25 | EJB |
| tert-Butylbenzene | ND | | ug/L | 5.0 | 0.1 | 1 | 388227 | 11/22/25 | 11/22/25 | EJB |
| 1,2,4-Trimethylbenzene | ND | | ug/L | 5.0 | 0.1 | 1 | 388227 | 11/22/25 | 11/22/25 | EJB |
| sec-Butylbenzene | ND | | ug/L | 5.0 | 0.1 | 1 | 388227 | 11/22/25 | 11/22/25 | EJB |
| para-Isopropyl Toluene | ND | | ug/L | 5.0 | 0.1 | 1 | 388227 | 11/22/25 | 11/22/25 | EJB |
| 1,3-Dichlorobenzene | ND | | ug/L | 5.0 | 0.1 | 1 | 388227 | 11/22/25 | 11/22/25 | EJB |
| 1,4-Dichlorobenzene | ND | | ug/L | 5.0 | 0.1 | 1 | 388227 | 11/22/25 | 11/22/25 | EJB |
| n-Butylbenzene | ND | | ug/L | 5.0 | 0.1 | 1 | 388227 | 11/22/25 | 11/22/25 | EJB |
| 1,2-Dichlorobenzene | ND | | ug/L | 5.0 | 0.1 | 1 | 388227 | 11/22/25 | 11/22/25 | EJB |
| 1,2-Dibromo-3-Chloropropane | ND | | ug/L | 5.0 | 0.2 | 1 | 388227 | 11/22/25 | 11/22/25 | EJB |
| 1,2,4-Trichlorobenzene | ND | | ug/L | 5.0 | 0.1 | 1 | 388227 | 11/22/25 | 11/22/25 | EJB |
| Hexachlorobutadiene | ND | | ug/L | 5.0 | 0.2 | 1 | 388227 | 11/22/25 | 11/22/25 | EJB |
| 1,2,3-Trichlorobenzene | ND | | ug/L | 5.0 | 0.1 | 1 | 388227 | 11/22/25 | 11/22/25 | EJB |
| cis-1,4-Dichloro-2-butene | ND | | ug/L | 5.0 | 0.2 | 1 | 388227 | 11/22/25 | 11/22/25 | EJB |
| trans-1,4-Dichloro-2-butene | ND | | ug/L | 5.0 | 0.3 | 1 | 388227 | 11/22/25 | 11/22/25 | EJB |
| Xylene (total) | ND | | ug/L | 5.0 | | 1 | 388227 | 11/22/25 | 11/22/25 | EJB |
| **Surrogates** | | | | **Limits** | | | | | | |
| Dibromofluoromethane | 106% | | %REC | 70-130 | | 1 | 388227 | 11/22/25 | 11/22/25 | EJB |
| 1,2-Dichloroethane-d4 | 100% | | %REC | 70-130 | | 1 | 388227 | 11/22/25 | 11/22/25 | EJB |
| Toluene-d8 | 99% | | %REC | 70-130 | | 1 | 388227 | 11/22/25 | 11/22/25 | EJB |
| Bromofluorobenzene | 100% | | %REC | 70-130 | | 1 | 388227 | 11/22/25 | 11/22/25 | EJB |
| Method: EPA 8270C-SIM<br>Prep Method: EPA 3535 | | | | | | | | | | |
| 1,4-Dioxane | **1.0** | | ug/L | 1.0 | 0.84 | 1 | 388265 | 11/23/25 | 11/24/25 | MSS |
| **Surrogates** | | | | **Limits** | | | | | | |
| 1,4-Dioxane-d8 (SUR) | 99% | | %REC | 80-120 | | 1 | 388265 | 11/23/25 | 11/24/25 | MSS |
| Method: EPA 8270C<br>Prep Method: EPA 3510C | | | | | | | | | | |
| Carbazole | ND | | ug/L | 9.4 | 2.6 | 0.94 | 388120 | 11/22/25 | 11/22/25 | ZFA |
| N-Nitrosodimethylamine | ND | | ug/L | 9.4 | 2.7 | 0.94 | 388120 | 11/22/25 | 11/22/25 | ZFA |
| Aniline | ND | | ug/L | 9.4 | 2.7 | 0.94 | 388120 | 11/22/25 | 11/22/25 | ZFA |



Results for any subcontracted analyses are not included in this section.

ENTHALPY ANALYTICAL

# Analysis Results for 547509

| 547509-001 Analyte | Result | Qual | Units | RL | MDL | DF | Batch | Prepared | Analyzed | Chemist |
|---|---|---|---|---|---|---|---|---|---|---|
| bis(2-Chloroethyl)ether | ND | | ug/L | 24 | 3.5 | 0.94 | 388120 | 11/22/25 | 11/22/25 | ZFA |
| 2-Chlorophenol | ND | | ug/L | 9.4 | 3.4 | 0.94 | 388120 | 11/22/25 | 11/22/25 | ZFA |
| 1,3-Dichlorobenzene | ND | | ug/L | 9.4 | 3.1 | 0.94 | 388120 | 11/22/25 | 11/22/25 | ZFA |
| 1,4-Dichlorobenzene | ND | | ug/L | 9.4 | 3.2 | 0.94 | 388120 | 11/22/25 | 11/22/25 | ZFA |
| Benzyl alcohol | ND | | ug/L | 24 | 5.4 | 0.94 | 388120 | 11/22/25 | 11/22/25 | ZFA |
| 1,2-Dichlorobenzene | ND | | ug/L | 9.4 | 3.1 | 0.94 | 388120 | 11/22/25 | 11/22/25 | ZFA |
| bis(2-Chloroisopropyl) ether | ND | | ug/L | 9.4 | 3.6 | 0.94 | 388120 | 11/22/25 | 11/22/25 | ZFA |
| N-Nitroso-di-n-propylamine | ND | | ug/L | 9.4 | 3.6 | 0.94 | 388120 | 11/22/25 | 11/22/25 | ZFA |
| Hexachloroethane | ND | | ug/L | 9.4 | 2.8 | 0.94 | 388120 | 11/22/25 | 11/22/25 | ZFA |
| Nitrobenzene | ND | | ug/L | 24 | 7.9 | 0.94 | 388120 | 11/22/25 | 11/22/25 | ZFA |
| Isophorone | ND | | ug/L | 9.4 | 3.5 | 0.94 | 388120 | 11/22/25 | 11/22/25 | ZFA |
| 2-Nitrophenol | ND | | ug/L | 9.4 | 5.1 | 0.94 | 388120 | 11/22/25 | 11/22/25 | ZFA |
| 2,4-Dimethylphenol | ND | | ug/L | 9.4 | 3.1 | 0.94 | 388120 | 11/22/25 | 11/22/25 | ZFA |
| bis(2-Chloroethoxy)methane | ND | | ug/L | 9.4 | 3.5 | 0.94 | 388120 | 11/22/25 | 11/22/25 | ZFA |
| 2,4-Dichlorophenol | ND | | ug/L | 9.4 | 3.5 | 0.94 | 388120 | 11/22/25 | 11/22/25 | ZFA |
| 1,2,4-Trichlorobenzene | ND | | ug/L | 9.4 | 3.2 | 0.94 | 388120 | 11/22/25 | 11/22/25 | ZFA |
| 4-Chloroaniline | ND | | ug/L | 9.4 | 2.9 | 0.94 | 388120 | 11/22/25 | 11/22/25 | ZFA |
| Hexachlorobutadiene | ND | | ug/L | 9.4 | 2.1 | 0.94 | 388120 | 11/22/25 | 11/22/25 | ZFA |
| 4-Chloro-3-methylphenol | ND | | ug/L | 9.4 | 3.4 | 0.94 | 388120 | 11/22/25 | 11/22/25 | ZFA |
| 2-Methylnaphthalene | ND | | ug/L | 9.4 | 3.2 | 0.94 | 388120 | 11/22/25 | 11/22/25 | ZFA |
| Hexachlorocyclopentadiene | ND | | ug/L | 24 | 7.4 | 0.94 | 388120 | 11/22/25 | 11/22/25 | ZFA |
| 2,4,6-Trichlorophenol | ND | | ug/L | 9.4 | 3.8 | 0.94 | 388120 | 11/22/25 | 11/22/25 | ZFA |
| 2,4,5-Trichlorophenol | ND | | ug/L | 9.4 | 3.5 | 0.94 | 388120 | 11/22/25 | 11/22/25 | ZFA |
| 2-Chloronaphthalene | ND | | ug/L | 9.4 | 3.2 | 0.94 | 388120 | 11/22/25 | 11/22/25 | ZFA |
| 2-Nitroaniline | ND | | ug/L | 47 | 4.1 | 0.94 | 388120 | 11/22/25 | 11/22/25 | ZFA |
| Dimethylphthalate | ND | | ug/L | 9.4 | 3.2 | 0.94 | 388120 | 11/22/25 | 11/22/25 | ZFA |
| Acenaphthylene | ND | | ug/L | 9.4 | 3.6 | 0.94 | 388120 | 11/22/25 | 11/22/25 | ZFA |
| 2,6-Dinitrotoluene | ND | | ug/L | 9.4 | 4.2 | 0.94 | 388120 | 11/22/25 | 11/22/25 | ZFA |
| 3-Nitroaniline | ND | | ug/L | 9.4 | 3.8 | 0.94 | 388120 | 11/22/25 | 11/22/25 | ZFA |
| Acenaphthene | ND | | ug/L | 9.4 | 3.1 | 0.94 | 388120 | 11/22/25 | 11/22/25 | ZFA |
| 2,4-Dinitrophenol | ND | | ug/L | 47 | 14 | 0.94 | 388120 | 11/22/25 | 11/22/25 | ZFA |
| 4-Nitrophenol | ND | | ug/L | 9.4 | 8.0 | 0.94 | 388120 | 11/22/25 | 11/22/25 | ZFA |
| Dibenzofuran | ND | | ug/L | 9.4 | 3.0 | 0.94 | 388120 | 11/22/25 | 11/22/25 | ZFA |
| 2,4-Dinitrotoluene | ND | | ug/L | 9.4 | 4.0 | 0.94 | 388120 | 11/22/25 | 11/22/25 | ZFA |
| Diethylphthalate | ND | | ug/L | 9.4 | 2.8 | 0.94 | 388120 | 11/22/25 | 11/22/25 | ZFA |
| Fluorene | ND | | ug/L | 9.4 | 2.9 | 0.94 | 388120 | 11/22/25 | 11/22/25 | ZFA |
| 4-Chlorophenyl-phenylether | ND | | ug/L | 9.4 | 2.9 | 0.94 | 388120 | 11/22/25 | 11/22/25 | ZFA |
| 4-Nitroaniline | ND | | ug/L | 9.4 | 3.2 | 0.94 | 388120 | 11/22/25 | 11/22/25 | ZFA |
| 4,6-Dinitro-2-methylphenol | ND | | ug/L | 47 | 16 | 0.94 | 388120 | 11/22/25 | 11/22/25 | ZFA |
| N-Nitrosodiphenylamine | ND | | ug/L | 9.4 | 3.7 | 0.94 | 388120 | 11/22/25 | 11/22/25 | ZFA |
| 1,2-diphenylhydrazine (as azobenzene) | ND | | ug/L | 9.4 | 2.8 | 0.94 | 388120 | 11/22/25 | 11/22/25 | ZFA |
| 4-Bromophenyl-phenylether | ND | | ug/L | 9.4 | 3.1 | 0.94 | 388120 | 11/22/25 | 11/22/25 | ZFA |
| Hexachlorobenzene | ND | | ug/L | 9.4 | 2.9 | 0.94 | 388120 | 11/22/25 | 11/22/25 | ZFA |
| Pentachlorophenol | ND | | ug/L | 24 | 5.4 | 0.94 | 388120 | 11/22/25 | 11/22/25 | ZFA |
| Phenanthrene | ND | | ug/L | 9.4 | 2.8 | 0.94 | 388120 | 11/22/25 | 11/22/25 | ZFA |
| Anthracene | ND | | ug/L | 9.4 | 2.6 | 0.94 | 388120 | 11/22/25 | 11/22/25 | ZFA |
| Di-n-butylphthalate | ND | | ug/L | 9.4 | 2.8 | 0.94 | 388120 | 11/22/25 | 11/22/25 | ZFA |
| Fluoranthene | ND | | ug/L | 9.4 | 2.7 | 0.94 | 388120 | 11/22/25 | 11/22/25 | ZFA |
| Benzidine | ND | | ug/L | 47 | 18 | 0.94 | 388120 | 11/22/25 | 11/22/25 | ZFA |
| Pyrene | ND | | ug/L | 9.4 | 2.5 | 0.94 | 388120 | 11/22/25 | 11/22/25 | ZFA |
| Butylbenzylphthalate | ND | | ug/L | 9.4 | 3.4 | 0.94 | 388120 | 11/22/25 | 11/22/25 | ZFA |



Results for any subcontracted analyses are not included in this section.

ENTHALPY ANALYTICAL

# Analysis Results for 547509

| 547509-001 Analyte | Result | Qual | Units | RL | MDL | DF | Batch | Prepared | Analyzed | Chemist |
|---|---|---|---|---|---|---|---|---|---|---|
| 3,3'-Dichlorobenzidine | ND | | ug/L | 24 | 4.9 | 0.94 | 388120 | 11/22/25 | 11/22/25 | ZFA |
| Benzo(a)anthracene | ND | | ug/L | 9.4 | 2.3 | 0.94 | 388120 | 11/22/25 | 11/22/25 | ZFA |
| Chrysene | ND | | ug/L | 9.4 | 2.3 | 0.94 | 388120 | 11/22/25 | 11/22/25 | ZFA |
| bis(2-Ethylhexyl)phthalate | ND | | ug/L | 9.4 | 3.1 | 0.94 | 388120 | 11/22/25 | 11/22/25 | ZFA |
| Di-n-octylphthalate | ND | | ug/L | 9.4 | 4.4 | 0.94 | 388120 | 11/22/25 | 11/22/25 | ZFA |
| Benzo(b)fluoranthene | ND | | ug/L | 9.4 | 2.9 | 0.94 | 388120 | 11/22/25 | 11/22/25 | ZFA |
| Benzo(k)fluoranthene | ND | | ug/L | 9.4 | 2.9 | 0.94 | 388120 | 11/22/25 | 11/22/25 | ZFA |
| Benzo(a)pyrene | ND | | ug/L | 9.4 | 3.0 | 0.94 | 388120 | 11/22/25 | 11/22/25 | ZFA |
| Indeno(1,2,3-cd)pyrene | ND | | ug/L | 9.4 | 4.0 | 0.94 | 388120 | 11/22/25 | 11/22/25 | ZFA |
| Dibenz(a,h)anthracene | ND | | ug/L | 9.4 | 3.9 | 0.94 | 388120 | 11/22/25 | 11/22/25 | ZFA |
| Benzo(g,h,i)perylene | ND | | ug/L | 9.4 | 3.9 | 0.94 | 388120 | 11/22/25 | 11/22/25 | ZFA |
| **Surrogates** | | | | **Limits** | | | | | | |
| 2-Fluorophenol | 12% | * | %REC | 15-120 | | 0.94 | 388120 | 11/22/25 | 11/22/25 | ZFA |
| Phenol-d6 | 8% | * | %REC | 15-120 | | 0.94 | 388120 | 11/22/25 | 11/22/25 | ZFA |
| 2,4,6-Tribromophenol | 44% | | %REC | 15-140 | | 0.94 | 388120 | 11/22/25 | 11/22/25 | ZFA |
| Nitrobenzene-d5 | 25% | | %REC | 15-123 | | 0.94 | 388120 | 11/22/25 | 11/22/25 | ZFA |
| 2-Fluorobiphenyl | 23% | | %REC | 15-120 | | 0.94 | 388120 | 11/22/25 | 11/22/25 | ZFA |
| Terphenyl-d14 | 50% | | %REC | 15-120 | | 0.94 | 388120 | 11/22/25 | 11/22/25 | ZFA |
| Method: SM 4500-CN-E<br>Prep Method: METHOD | | | | | | | | | | |
| Cyanide | ND | | mg/L | 0.0050 | 0.0017 | 0.5 | 388626 | 11/26/25 | 12/01/25 | JAK |
| Method: SM 4500-S2-D<br>Prep Method: METHOD | | | | | | | | | | |
| Sulfide | ND | | mg/L | 0.10 | | 1 | 388182 | 11/21/25 | 11/21/25 | TXC |
| Method: SM 5310B<br>Prep Method: SM 5310B | | | | | | | | | | |
| Total Organic Carbon | **11** | | mg/L | 1.0 | 0.49 | 1 | 388309 | 11/24/25 | 11/24/25 | BDR |
| Method: SM 9221B<br>Prep Method: METHOD | | | | | | | | | | |
| Coliform, Total | **>1,600** | | MPN/100ml | 1.8 | | 1 | 388089 | 11/20/25 18:57 | 11/22/25 15:35 | BPH |
| Method: SM 9221F | | | | | | | | | | |
| Coliform, E. Coli | **>1,600** | | MPN/100ml | 1.8 | | 1 | 388089 | 11/20/25 18:57 | 11/22/25 15:35 | BPH |
| Method: SM2130B | | | | | | | | | | |
| Turbidity | **1,600** | | NTU | 0.20 | 0.12 | 1 | 388036 | 11/20/25 19:21 | 11/20/25 19:21 | CDR |
| Method: SM2320B<br>Prep Method: METHOD | | | | | | | | | | |
| Bicarbonate | **71** | | mg/L | 2.4 | | 1 | 389163 | 12/04/25 | 12/04/25 | ARM |
| Alkalinity, Total as CaCO3 | **58** | | mg/L | 2.0 | | 1 | 389163 | 12/04/25 | 12/04/25 | ARM |
| Method: SM2510B<br>Prep Method: METHOD | | | | | | | | | | |
| Specific Conductance | **300** | | umhos/cm | 1.0 | | 1 | 389081 | 12/03/25 | 12/03/25 | RDL |
| Method: SM2540C<br>Prep Method: METHOD | | | | | | | | | | |
| Total Dissolved Solids | **270** | | mg/L | 20 | | 2 | 388469 | 11/25/25 | 11/30/25 | RDL |
| Method: SM2540D<br>Prep Method: METHOD | | | | | | | | | | |
| Total Suspended Solids | **3,300** | | mg/L | 0.5 | | 1 | 388521 | 11/25/25 | 11/26/25 | CDR |



Results for any subcontracted analyses are not included in this section.

ENTHALPY ANALYTICAL

# Analysis Results for 547509

| 547509-001 Analyte | Result | Qual | Units | RL | MDL | DF | Batch | Prepared | Analyzed | Chemist |
|---|---|---|---|---|---|---|---|---|---|---|
| Method: SM5210B<br>Prep Method: METHOD | | | | | | | | | | |
| Biochemical Oxygen Demand | **8.6** | | mg/L | 3.0 | | 1 | 388133 | 11/21/25 11:50 | 11/26/25 13:31 | ARM |
| Method: SM5220D<br>Prep Method: SM 5220D | | | | | | | | | | |
| Chemical Oxygen Demand | **41** | | mg/L | 4.0 | 2.0 | 1 | 388890 | 12/02/25 | 12/03/25 | ARM |



Results for any subcontracted analyses are not included in this section.

ENTHALPY ANALYTICAL

# Analysis Results for 547509

| Sample ID: | Lab ID: 547509-002 | Collected: 11/20/25 13:35 |
|---|---|---|
| SOUTH BASIN - EASTERN INLET | Matrix: Water | |

| 547509-002 Analyte | Result | Qual | Units | RL | MDL | DF | Batch | Prepared | Analyzed | Chemist |
|---|---|---|---|---|---|---|---|---|---|---|
| Method: EPA 1664A<br>Prep Method: METHOD | | | | | | | | | | |
| Total Oil and Grease | **46** | | mg/L | 5.1 | 0.98 | 1 | 388822 | 12/02/25 | 12/02/25 | CKN |
| Method: EPA 200.7<br>Prep Method: EPA 3015A | | | | | | | | | | |
| Calcium | **250** | | mg/L | 10 | 4.6 | 10 | 388161 | 11/21/25 | 11/24/25 | SBW |
| Iron | **64** | | mg/L | 1.0 | 0.55 | 10 | 388161 | 11/21/25 | 11/24/25 | SBW |
| Magnesium | **38** | | mg/L | 0.10 | 0.051 | 1 | 388161 | 11/21/25 | 11/21/25 | SBW |
| Potassium | **33** | | mg/L | 0.50 | 0.50 | 1 | 388161 | 11/21/25 | 11/21/25 | SBW |
| Sodium | **92** | | mg/L | 0.60 | 0.38 | 1 | 388161 | 11/21/25 | 11/21/25 | SBW |
| Method: EPA 200.8<br>Prep Method: EPA 3015A | | | | | | | | | | |
| Antimony | **7.6** | | ug/L | 2.0 | 1.3 | 1 | 388174 | 11/21/25 | 12/03/25 | KAM |
| Arsenic | **25** | | ug/L | 2.0 | 0.21 | 1 | 388174 | 11/21/25 | 11/22/25 | KAM |
| Barium | **760** | | ug/L | 50 | 3.3 | 10 | 388174 | 11/21/25 | 11/26/25 | KAM |
| Beryllium | **1.6** | | ug/L | 1.0 | 0.062 | 1 | 388174 | 11/21/25 | 11/22/25 | KAM |
| Boron | **280** | | ug/L | 100 | 60 | 10 | 388174 | 11/21/25 | 11/26/25 | KAM |
| Cadmium | **1.8** | | ug/L | 1.0 | 0.11 | 1 | 388174 | 11/21/25 | 11/22/25 | KAM |
| Chromium | **52** | | ug/L | 5.0 | 0.34 | 1 | 388174 | 11/21/25 | 11/22/25 | KAM |
| Cobalt | **26** | | ug/L | 1.0 | 0.068 | 1 | 388174 | 11/21/25 | 11/22/25 | KAM |
| Copper | **95** | | ug/L | 3.0 | 0.71 | 1 | 388174 | 11/21/25 | 11/22/25 | KAM |
| Lead | **59** | | ug/L | 5.0 | 0.16 | 1 | 388174 | 11/21/25 | 11/22/25 | KAM |
| Manganese | **1,200** | | ug/L | 100 | 17 | 10 | 388174 | 11/21/25 | 11/26/25 | KAM |
| Nickel | **47** | | ug/L | 5.0 | 1.3 | 1 | 388174 | 11/21/25 | 11/22/25 | KAM |
| Selenium | **2.1** | J | ug/L | 4.0 | 1.6 | 1 | 388174 | 11/21/25 | 11/22/25 | KAM |
| Silver | ND | | ug/L | 5.0 | 0.50 | 1 | 388174 | 11/21/25 | 11/22/25 | KAM |
| Thallium | ND | | ug/L | 1.0 | 0.42 | 1 | 388174 | 11/21/25 | 11/22/25 | KAM |
| Tin | ND | | ug/L | 5.0 | 0.33 | 1 | 388174 | 11/21/25 | 11/22/25 | KAM |
| Vanadium | **83** | | ug/L | 5.0 | 0.26 | 1 | 388174 | 11/21/25 | 11/22/25 | KAM |
| Zinc | **350** | | ug/L | 10 | 7.6 | 1 | 388174 | 11/21/25 | 11/22/25 | KAM |
| Method: EPA 245.1<br>Prep Method: EPA 245.1 | | | | | | | | | | |
| Mercury | ND | | ug/L | 0.40 | 0.032 | 1 | 388336 | 11/24/25 | 11/24/25 | DXC |
| Method: EPA 300.0<br>Prep Method: METHOD | | | | | | | | | | |
| Fluoride | **0.13** | J | mg/L | 0.20 | 0.059 | 1 | 388072 | 11/20/25 17:02 | 11/20/25 22:26 | KUM |
| Chloride | **76** | | mg/L | 1.0 | 0.26 | 1 | 388072 | 11/20/25 17:02 | 11/20/25 22:26 | KUM |
| Nitrogen, Nitrite | **0.27** | | mg/L | 0.10 | 0.02 | 1 | 388072 | 11/20/25 17:02 | 11/20/25 22:26 | KUM |
| Bromide | **0.22** | J | mg/L | 0.30 | 0.061 | 1 | 388072 | 11/20/25 17:02 | 11/20/25 22:26 | KUM |
| Nitrogen, Nitrate | **10** | | mg/L | 0.10 | 0.05 | 1 | 388072 | 11/20/25 17:02 | 11/20/25 22:26 | KUM |
| Sulfate | **240** | | mg/L | 10 | 1.8 | 10 | 388072 | 11/20/25 17:02 | 11/20/25 22:45 | KUM |



Results for any subcontracted analyses are not included in this section.

ENTHALPY ANALYTICAL

# Analysis Results for 547509

| 547509-002 Analyte | Result | Qual | Units | RL | MDL | DF | Batch | Prepared | Analyzed | Chemist |
|---|---|---|---|---|---|---|---|---|---|---|
| Method: EPA 350.1<br>Prep Method: METHOD | | | | | | | | | | |
| Ammonia-N | **0.49** | | mg/L | 0.10 | 0.050 | 1 | 389023 | 12/03/25 | 12/04/25 | JAK |
| Method: EPA 420.1<br>Prep Method: METHOD | | | | | | | | | | |
| Total Phenolics | **0.016** | | mg/L | 0.010 | 0.0065 | 1 | 388905 | 12/02/25 | 12/02/25 | LVL |
| Method: EPA 625.1<br>Prep Method: EPA 3510C | | | | | | | | | | |
| Pyridine | ND | | ug/L | 63 | 18 | 6.3 | 388319 | 11/25/25 | 11/25/25 | ZFA |
| Phenol | ND | | ug/L | 63 | 13 | 6.3 | 388319 | 11/25/25 | 11/25/25 | ZFA |
| 2-Methylphenol | ND | | ug/L | 63 | 20 | 6.3 | 388319 | 11/25/25 | 11/25/25 | ZFA |
| 3-,4-Methylphenol | ND | | ug/L | 63 | 19 | 6.3 | 388319 | 11/25/25 | 11/25/25 | ZFA |
| Benzoic acid | ND | | ug/L | 310 | 68 | 6.3 | 388319 | 11/25/25 | 11/25/25 | ZFA |
| Naphthalene | ND | | ug/L | 63 | 22 | 6.3 | 388319 | 11/25/25 | 11/25/25 | ZFA |
| Cresol | ND | | ug/L | 63 | | 6.3 | 388319 | 11/25/25 | 11/25/25 | ZFA |
| Method: EPA 8081A<br>Prep Method: EPA 3510C | | | | | | | | | | |
| alpha-BHC | ND | | ug/L | 0.2 | 0.1 | 4.8 | 388247 | 11/22/25 | 11/25/25 | XLY |
| beta-BHC | ND | | ug/L | 0.2 | 0.1 | 4.8 | 388247 | 11/22/25 | 11/25/25 | XLY |
| gamma-BHC | ND | | ug/L | 0.2 | 0.08 | 4.8 | 388247 | 11/22/25 | 11/25/25 | XLY |
| delta-BHC | ND | | ug/L | 0.2 | 0.08 | 4.8 | 388247 | 11/22/25 | 11/25/25 | XLY |
| Heptachlor | ND | | ug/L | 0.2 | 0.06 | 4.8 | 388247 | 11/22/25 | 11/25/25 | XLY |
| Aldrin | ND | | ug/L | 0.2 | 0.1 | 4.8 | 388247 | 11/22/25 | 11/25/25 | XLY |
| Heptachlor epoxide | ND | | ug/L | 0.2 | 0.09 | 4.8 | 388247 | 11/22/25 | 11/25/25 | XLY |
| Endosulfan I | ND | | ug/L | 0.2 | 0.09 | 4.8 | 388247 | 11/22/25 | 11/25/25 | XLY |
| Dieldrin | ND | | ug/L | 0.5 | 0.06 | 4.8 | 388247 | 11/22/25 | 11/25/25 | XLY |
| 4,4'-DDE | ND | | ug/L | 0.5 | 0.06 | 4.8 | 388247 | 11/22/25 | 11/25/25 | XLY |
| Endrin | ND | | ug/L | 0.5 | 0.08 | 4.8 | 388247 | 11/22/25 | 11/25/25 | XLY |
| Endosulfan II | ND | | ug/L | 0.5 | 0.1 | 4.8 | 388247 | 11/22/25 | 11/25/25 | XLY |
| Endosulfan sulfate | ND | | ug/L | 0.5 | 0.09 | 4.8 | 388247 | 11/22/25 | 11/25/25 | XLY |
| 4,4'-DDD | ND | | ug/L | 0.5 | 0.1 | 4.8 | 388247 | 11/22/25 | 11/25/25 | XLY |
| Endrin aldehyde | ND | | ug/L | 0.5 | 0.1 | 4.8 | 388247 | 11/22/25 | 11/25/25 | XLY |
| Endrin ketone | ND | | ug/L | 0.5 | 0.1 | 4.8 | 388247 | 11/22/25 | 11/25/25 | XLY |
| 4,4'-DDT | ND | | ug/L | 0.5 | 0.2 | 4.8 | 388247 | 11/22/25 | 11/25/25 | XLY |
| Methoxychlor | ND | | ug/L | 0.5 | 0.3 | 4.8 | 388247 | 11/22/25 | 11/25/25 | XLY |
| Toxaphene | ND | | ug/L | 9.7 | 3.9 | 4.8 | 388247 | 11/22/25 | 11/25/25 | XLY |
| Chlordane (Technical) | ND | | ug/L | 4.8 | 1.2 | 4.8 | 388247 | 11/22/25 | 11/25/25 | XLY |
| **Surrogates** | | | | **Limits** | | | | | | |
| TCMX | 87% | | %REC | 29-120 | | 4.8 | 388247 | 11/22/25 | 11/25/25 | XLY |
| Decachlorobiphenyl | 79% | | %REC | 33-132 | | 4.8 | 388247 | 11/22/25 | 11/25/25 | XLY |
| Method: EPA 8082<br>Prep Method: EPA 3510C | | | | | | | | | | |
| Aroclor-1016 | ND | | ug/L | 0.97 | 0.58 | 1.9 | 388247 | 11/22/25 | 11/25/25 | XLY |
| Aroclor-1221 | ND | | ug/L | 0.97 | 0.68 | 1.9 | 388247 | 11/22/25 | 11/25/25 | XLY |
| Aroclor-1232 | ND | | ug/L | 0.97 | 0.61 | 1.9 | 388247 | 11/22/25 | 11/25/25 | XLY |
| Aroclor-1242 | ND | | ug/L | 0.97 | 0.80 | 1.9 | 388247 | 11/22/25 | 11/25/25 | XLY |
| Aroclor-1248 | ND | | ug/L | 0.97 | 0.45 | 1.9 | 388247 | 11/22/25 | 11/25/25 | XLY |
| Aroclor-1254 | ND | | ug/L | 0.97 | 0.67 | 1.9 | 388247 | 11/22/25 | 11/25/25 | XLY |
| Aroclor-1260 | ND | | ug/L | 0.97 | 0.64 | 1.9 | 388247 | 11/22/25 | 11/25/25 | XLY |
| Aroclor-1262 | ND | | ug/L | 0.97 | 0.77 | 1.9 | 388247 | 11/22/25 | 11/25/25 | XLY |
| Aroclor-1268 | ND | | ug/L | 0.97 | 0.67 | 1.9 | 388247 | 11/22/25 | 11/25/25 | XLY |



Results for any subcontracted analyses are not included in this section.

ENTHALPY ANALYTICAL

# Analysis Results for 547509

| 547509-002 Analyte | Result | Qual | Units | RL | MDL | DF | Batch | Prepared | Analyzed | Chemist |
|---|---|---|---|---|---|---|---|---|---|---|
| **Surrogates** | | | | **Limits** | | | | | | |
| Decachlorobiphenyl (PCB) | 63% | | %REC | 28-138 | | 1.9 | 388247 | 11/22/25 | 11/25/25 | XLY |
| Method: EPA 8260B<br>Prep Method: EPA 5030B | | | | | | | | | | |
| Carbon Disulfide | ND | | ug/L | 5.0 | 0.3 | 1 | 388227 | 11/22/25 | 11/22/25 | EJB |
| Chloroprene | ND | | ug/L | 200 | 1.5 | 1 | 388227 | 11/22/25 | 11/22/25 | EJB |
| 3-Chloropropene | ND | | ug/L | 5.0 | 0.2 | 1 | 388227 | 11/22/25 | 11/22/25 | EJB |
| Ethyl methacrylate | ND | | ug/L | 50 | 1.0 | 1 | 388227 | 11/22/25 | 11/22/25 | EJB |
| Ethanol | ND | | ug/L | 500 | 180 | 1 | 388227 | 11/22/25 | 11/22/25 | EJB |
| 2-Hexanone | ND | | ug/L | 5.0 | 0.6 | 1 | 388227 | 11/22/25 | 11/22/25 | EJB |
| Isopropanol (IPA) | ND | | ug/L | 200 | 90 | 1 | 388227 | 11/22/25 | 11/22/25 | EJB |
| Methyl acrylonitrile | ND | | ug/L | 35 | 1.3 | 1 | 388227 | 11/22/25 | 11/22/25 | EJB |
| Vinyl Acetate | ND | | ug/L | 50 | 1.6 | 1 | 388227 | 11/22/25 | 11/22/25 | EJB |
| Acrolein | ND | | ug/L | 200 | 1.2 | 1 | 388227 | 11/22/25 | 11/22/25 | EJB |
| Acrylonitrile | ND | | ug/L | 10 | 0.2 | 1 | 388227 | 11/22/25 | 11/22/25 | EJB |
| Freon 12 | ND | | ug/L | 5.0 | 0.2 | 1 | 388227 | 11/22/25 | 11/22/25 | EJB |
| Chloromethane | ND | | ug/L | 5.0 | 0.1 | 1 | 388227 | 11/22/25 | 11/22/25 | EJB |
| Vinyl Chloride | ND | | ug/L | 5.0 | 0.2 | 1 | 388227 | 11/22/25 | 11/22/25 | EJB |
| Bromomethane | ND | | ug/L | 5.0 | 0.3 | 1 | 388227 | 11/22/25 | 11/22/25 | EJB |
| Chloroethane | ND | | ug/L | 5.0 | 0.3 | 1 | 388227 | 11/22/25 | 11/22/25 | EJB |
| Trichlorofluoromethane | ND | | ug/L | 5.0 | 0.2 | 1 | 388227 | 11/22/25 | 11/22/25 | EJB |
| Iodomethane | ND | | ug/L | 5.0 | | 1 | 388227 | 11/22/25 | 11/22/25 | EJB |
| Acetone | **34** | J,b | ug/L | 100 | 2.1 | 1 | 388227 | 11/22/25 | 11/22/25 | EJB |
| Freon 113 | ND | | ug/L | 5.0 | 0.1 | 1 | 388227 | 11/22/25 | 11/22/25 | EJB |
| 1,1-Dichloroethene | ND | | ug/L | 5.0 | 0.2 | 1 | 388227 | 11/22/25 | 11/22/25 | EJB |
| Methylene Chloride | ND | | ug/L | 10 | 0.4 | 1 | 388227 | 11/22/25 | 11/22/25 | EJB |
| MTBE | ND | | ug/L | 5.0 | 0.1 | 1 | 388227 | 11/22/25 | 11/22/25 | EJB |
| trans-1,2-Dichloroethene | ND | | ug/L | 5.0 | 0.2 | 1 | 388227 | 11/22/25 | 11/22/25 | EJB |
| 1,1-Dichloroethane | ND | | ug/L | 5.0 | 0.1 | 1 | 388227 | 11/22/25 | 11/22/25 | EJB |
| 2-Butanone | **3.5** | J | ug/L | 10 | 0.6 | 1 | 388227 | 11/22/25 | 11/22/25 | EJB |
| cis-1,2-Dichloroethene | ND | | ug/L | 5.0 | 0.2 | 1 | 388227 | 11/22/25 | 11/22/25 | EJB |
| 2,2-Dichloropropane | ND | | ug/L | 5.0 | 0.2 | 1 | 388227 | 11/22/25 | 11/22/25 | EJB |
| Chloroform | ND | | ug/L | 5.0 | 0.1 | 1 | 388227 | 11/22/25 | 11/22/25 | EJB |
| Bromochloromethane | ND | | ug/L | 5.0 | 0.2 | 1 | 388227 | 11/22/25 | 11/22/25 | EJB |
| 1,1,1-Trichloroethane | ND | | ug/L | 5.0 | 0.1 | 1 | 388227 | 11/22/25 | 11/22/25 | EJB |
| 1,1-Dichloropropene | ND | | ug/L | 5.0 | 0.1 | 1 | 388227 | 11/22/25 | 11/22/25 | EJB |
| Carbon Tetrachloride | ND | | ug/L | 5.0 | 0.1 | 1 | 388227 | 11/22/25 | 11/22/25 | EJB |
| 1,2-Dichloroethane | ND | | ug/L | 5.0 | 0.1 | 1 | 388227 | 11/22/25 | 11/22/25 | EJB |
| Benzene | ND | | ug/L | 1.0 | 0.1 | 1 | 388227 | 11/22/25 | 11/22/25 | EJB |
| Trichloroethene | ND | | ug/L | 5.0 | 0.1 | 1 | 388227 | 11/22/25 | 11/22/25 | EJB |
| 1,2-Dichloropropane | ND | | ug/L | 5.0 | 0.1 | 1 | 388227 | 11/22/25 | 11/22/25 | EJB |
| Bromodichloromethane | ND | | ug/L | 5.0 | 0.2 | 1 | 388227 | 11/22/25 | 11/22/25 | EJB |
| Dibromomethane | ND | | ug/L | 5.0 | 0.2 | 1 | 388227 | 11/22/25 | 11/22/25 | EJB |
| 4-Methyl-2-Pentanone | **0.7** | J | ug/L | 5.0 | 0.5 | 1 | 388227 | 11/22/25 | 11/22/25 | EJB |
| cis-1,3-Dichloropropene | ND | | ug/L | 5.0 | 0.1 | 1 | 388227 | 11/22/25 | 11/22/25 | EJB |
| Toluene | ND | | ug/L | 5.0 | 0.2 | 1 | 388227 | 11/22/25 | 11/22/25 | EJB |
| trans-1,3-Dichloropropene | ND | | ug/L | 5.0 | 0.1 | 1 | 388227 | 11/22/25 | 11/22/25 | EJB |
| 1,1,2-Trichloroethane | ND | | ug/L | 5.0 | 0.1 | 1 | 388227 | 11/22/25 | 11/22/25 | EJB |
| 1,3-Dichloropropane | ND | | ug/L | 5.0 | 0.1 | 1 | 388227 | 11/22/25 | 11/22/25 | EJB |
| Tetrachloroethene | ND | | ug/L | 5.0 | 0.09 | 1 | 388227 | 11/22/25 | 11/22/25 | EJB |
| Dibromochloromethane | ND | | ug/L | 5.0 | 0.09 | 1 | 388227 | 11/22/25 | 11/22/25 | EJB |
| 1,2-Dibromoethane | ND | | ug/L | 5.0 | 0.09 | 1 | 388227 | 11/22/25 | 11/22/25 | EJB |



Results for any subcontracted analyses are not included in this section.

ENTHALPY ANALYTICAL

# Analysis Results for 547509

| 547509-002 Analyte | Result | Qual | Units | RL | MDL | DF | Batch | Prepared | Analyzed | Chemist |
|---|---|---|---|---|---|---|---|---|---|---|
| Chlorobenzene | ND | | ug/L | 5.0 | 0.1 | 1 | 388227 | 11/22/25 | 11/22/25 | EJB |
| 1,1,1,2-Tetrachloroethane | ND | | ug/L | 5.0 | 0.09 | 1 | 388227 | 11/22/25 | 11/22/25 | EJB |
| Ethylbenzene | ND | | ug/L | 5.0 | 0.1 | 1 | 388227 | 11/22/25 | 11/22/25 | EJB |
| m,p-Xylenes | ND | | ug/L | 5.0 | 0.3 | 1 | 388227 | 11/22/25 | 11/22/25 | EJB |
| o-Xylene | ND | | ug/L | 5.0 | 0.1 | 1 | 388227 | 11/22/25 | 11/22/25 | EJB |
| Styrene | ND | | ug/L | 5.0 | 0.2 | 1 | 388227 | 11/22/25 | 11/22/25 | EJB |
| Bromoform | ND | | ug/L | 5.0 | 0.1 | 1 | 388227 | 11/22/25 | 11/22/25 | EJB |
| Isopropylbenzene | ND | | ug/L | 5.0 | 0.1 | 1 | 388227 | 11/22/25 | 11/22/25 | EJB |
| 1,1,2,2-Tetrachloroethane | ND | | ug/L | 5.0 | 0.09 | 1 | 388227 | 11/22/25 | 11/22/25 | EJB |
| 1,2,3-Trichloropropane | ND | | ug/L | 5.0 | 0.1 | 1 | 388227 | 11/22/25 | 11/22/25 | EJB |
| Propylbenzene | ND | | ug/L | 5.0 | 0.1 | 1 | 388227 | 11/22/25 | 11/22/25 | EJB |
| Bromobenzene | ND | | ug/L | 5.0 | 0.1 | 1 | 388227 | 11/22/25 | 11/22/25 | EJB |
| 1,3,5-Trimethylbenzene | ND | | ug/L | 5.0 | 0.1 | 1 | 388227 | 11/22/25 | 11/22/25 | EJB |
| 2-Chlorotoluene | ND | | ug/L | 5.0 | 0.1 | 1 | 388227 | 11/22/25 | 11/22/25 | EJB |
| 4-Chlorotoluene | ND | | ug/L | 5.0 | 0.1 | 1 | 388227 | 11/22/25 | 11/22/25 | EJB |
| tert-Butylbenzene | ND | | ug/L | 5.0 | 0.1 | 1 | 388227 | 11/22/25 | 11/22/25 | EJB |
| 1,2,4-Trimethylbenzene | ND | | ug/L | 5.0 | 0.1 | 1 | 388227 | 11/22/25 | 11/22/25 | EJB |
| sec-Butylbenzene | ND | | ug/L | 5.0 | 0.1 | 1 | 388227 | 11/22/25 | 11/22/25 | EJB |
| para-Isopropyl Toluene | ND | | ug/L | 5.0 | 0.1 | 1 | 388227 | 11/22/25 | 11/22/25 | EJB |
| 1,3-Dichlorobenzene | ND | | ug/L | 5.0 | 0.1 | 1 | 388227 | 11/22/25 | 11/22/25 | EJB |
| 1,4-Dichlorobenzene | ND | | ug/L | 5.0 | 0.1 | 1 | 388227 | 11/22/25 | 11/22/25 | EJB |
| n-Butylbenzene | ND | | ug/L | 5.0 | 0.1 | 1 | 388227 | 11/22/25 | 11/22/25 | EJB |
| 1,2-Dichlorobenzene | ND | | ug/L | 5.0 | 0.1 | 1 | 388227 | 11/22/25 | 11/22/25 | EJB |
| 1,2-Dibromo-3-Chloropropane | ND | | ug/L | 5.0 | 0.2 | 1 | 388227 | 11/22/25 | 11/22/25 | EJB |
| 1,2,4-Trichlorobenzene | ND | | ug/L | 5.0 | 0.1 | 1 | 388227 | 11/22/25 | 11/22/25 | EJB |
| Hexachlorobutadiene | ND | | ug/L | 5.0 | 0.2 | 1 | 388227 | 11/22/25 | 11/22/25 | EJB |
| 1,2,3-Trichlorobenzene | ND | | ug/L | 5.0 | 0.1 | 1 | 388227 | 11/22/25 | 11/22/25 | EJB |
| cis-1,4-Dichloro-2-butene | ND | | ug/L | 5.0 | 0.2 | 1 | 388227 | 11/22/25 | 11/22/25 | EJB |
| trans-1,4-Dichloro-2-butene | ND | | ug/L | 5.0 | 0.3 | 1 | 388227 | 11/22/25 | 11/22/25 | EJB |
| Xylene (total) | ND | | ug/L | 5.0 | | 1 | 388227 | 11/22/25 | 11/22/25 | EJB |
| **Surrogates** | | | | **Limits** | | | | | | |
| Dibromofluoromethane | 107% | | %REC | 70-130 | | 1 | 388227 | 11/22/25 | 11/22/25 | EJB |
| 1,2-Dichloroethane-d4 | 99% | | %REC | 70-130 | | 1 | 388227 | 11/22/25 | 11/22/25 | EJB |
| Toluene-d8 | 98% | | %REC | 70-130 | | 1 | 388227 | 11/22/25 | 11/22/25 | EJB |
| Bromofluorobenzene | 100% | | %REC | 70-130 | | 1 | 388227 | 11/22/25 | 11/22/25 | EJB |
| Method: EPA 8270C-SIM<br>Prep Method: EPA 3535 | | | | | | | | | | |
| 1,4-Dioxane | ND | | ug/L | 1.0 | 0.84 | 1 | 388265 | 11/23/25 | 11/24/25 | MSS |
| **Surrogates** | | | | **Limits** | | | | | | |
| 1,4-Dioxane-d8 (SUR) | 99% | | %REC | 80-120 | | 1 | 388265 | 11/23/25 | 11/24/25 | MSS |
| Method: EPA 8270C<br>Prep Method: EPA 3510C | | | | | | | | | | |
| Carbazole | ND | | ug/L | 63 | 17 | 6.3 | 388319 | 11/25/25 | 11/25/25 | ZFA |
| N-Nitrosodimethylamine | ND | | ug/L | 63 | 18 | 6.3 | 388319 | 11/25/25 | 11/25/25 | ZFA |
| Aniline | ND | | ug/L | 63 | 18 | 6.3 | 388319 | 11/25/25 | 11/25/25 | ZFA |
| bis(2-Chloroethyl)ether | ND | | ug/L | 160 | 23 | 6.3 | 388319 | 11/25/25 | 11/25/25 | ZFA |
| 2-Chlorophenol | ND | | ug/L | 63 | 23 | 6.3 | 388319 | 11/25/25 | 11/25/25 | ZFA |
| 1,3-Dichlorobenzene | ND | | ug/L | 63 | 20 | 6.3 | 388319 | 11/25/25 | 11/25/25 | ZFA |
| 1,4-Dichlorobenzene | ND | | ug/L | 63 | 21 | 6.3 | 388319 | 11/25/25 | 11/25/25 | ZFA |
| Benzyl alcohol | ND | | ug/L | 160 | 36 | 6.3 | 388319 | 11/25/25 | 11/25/25 | ZFA |



Results for any subcontracted analyses are not included in this section.

ENTHALPY ANALYTICAL

# Analysis Results for 547509

| 547509-002 Analyte | Result | Qual | Units | RL | MDL | DF | Batch | Prepared | Analyzed | Chemist |
|---|---|---|---|---|---|---|---|---|---|---|
| 1,2-Dichlorobenzene | ND | | ug/L | 63 | 21 | 6.3 | 388319 | 11/25/25 | 11/25/25 | ZFA |
| bis(2-Chloroisopropyl) ether | ND | | ug/L | 63 | 24 | 6.3 | 388319 | 11/25/25 | 11/25/25 | ZFA |
| N-Nitroso-di-n-propylamine | ND | | ug/L | 63 | 24 | 6.3 | 388319 | 11/25/25 | 11/25/25 | ZFA |
| Hexachloroethane | ND | | ug/L | 63 | 19 | 6.3 | 388319 | 11/25/25 | 11/25/25 | ZFA |
| Nitrobenzene | ND | | ug/L | 160 | 53 | 6.3 | 388319 | 11/25/25 | 11/25/25 | ZFA |
| Isophorone | ND | | ug/L | 63 | 23 | 6.3 | 388319 | 11/25/25 | 11/25/25 | ZFA |
| 2-Nitrophenol | ND | | ug/L | 63 | 34 | 6.3 | 388319 | 11/25/25 | 11/25/25 | ZFA |
| 2,4-Dimethylphenol | ND | | ug/L | 63 | 20 | 6.3 | 388319 | 11/25/25 | 11/25/25 | ZFA |
| bis(2-Chloroethoxy)methane | ND | | ug/L | 63 | 23 | 6.3 | 388319 | 11/25/25 | 11/25/25 | ZFA |
| 2,4-Dichlorophenol | ND | | ug/L | 63 | 23 | 6.3 | 388319 | 11/25/25 | 11/25/25 | ZFA |
| 1,2,4-Trichlorobenzene | ND | | ug/L | 63 | 22 | 6.3 | 388319 | 11/25/25 | 11/25/25 | ZFA |
| 4-Chloroaniline | ND | | ug/L | 63 | 19 | 6.3 | 388319 | 11/25/25 | 11/25/25 | ZFA |
| Hexachlorobutadiene | ND | | ug/L | 63 | 14 | 6.3 | 388319 | 11/25/25 | 11/25/25 | ZFA |
| 4-Chloro-3-methylphenol | ND | | ug/L | 63 | 22 | 6.3 | 388319 | 11/25/25 | 11/25/25 | ZFA |
| 2-Methylnaphthalene | ND | | ug/L | 63 | 21 | 6.3 | 388319 | 11/25/25 | 11/25/25 | ZFA |
| Hexachlorocyclopentadiene | ND | | ug/L | 160 | 49 | 6.3 | 388319 | 11/25/25 | 11/25/25 | ZFA |
| 2,4,6-Trichlorophenol | ND | | ug/L | 63 | 25 | 6.3 | 388319 | 11/25/25 | 11/25/25 | ZFA |
| 2,4,5-Trichlorophenol | ND | | ug/L | 63 | 23 | 6.3 | 388319 | 11/25/25 | 11/25/25 | ZFA |
| 2-Chloronaphthalene | ND | | ug/L | 63 | 21 | 6.3 | 388319 | 11/25/25 | 11/25/25 | ZFA |
| 2-Nitroaniline | ND | | ug/L | 310 | 27 | 6.3 | 388319 | 11/25/25 | 11/25/25 | ZFA |
| Dimethylphthalate | ND | | ug/L | 63 | 21 | 6.3 | 388319 | 11/25/25 | 11/25/25 | ZFA |
| Acenaphthylene | ND | | ug/L | 63 | 24 | 6.3 | 388319 | 11/25/25 | 11/25/25 | ZFA |
| 2,6-Dinitrotoluene | ND | | ug/L | 63 | 28 | 6.3 | 388319 | 11/25/25 | 11/25/25 | ZFA |
| 3-Nitroaniline | ND | | ug/L | 63 | 25 | 6.3 | 388319 | 11/25/25 | 11/25/25 | ZFA |
| Acenaphthene | ND | | ug/L | 63 | 20 | 6.3 | 388319 | 11/25/25 | 11/25/25 | ZFA |
| 2,4-Dinitrophenol | ND | | ug/L | 310 | 93 | 6.3 | 388319 | 11/25/25 | 11/25/25 | ZFA |
| 4-Nitrophenol | ND | | ug/L | 63 | 53 | 6.3 | 388319 | 11/25/25 | 11/25/25 | ZFA |
| Dibenzofuran | ND | | ug/L | 63 | 20 | 6.3 | 388319 | 11/25/25 | 11/25/25 | ZFA |
| 2,4-Dinitrotoluene | ND | | ug/L | 63 | 27 | 6.3 | 388319 | 11/25/25 | 11/25/25 | ZFA |
| Diethylphthalate | ND | | ug/L | 63 | 18 | 6.3 | 388319 | 11/25/25 | 11/25/25 | ZFA |
| Fluorene | ND | | ug/L | 63 | 19 | 6.3 | 388319 | 11/25/25 | 11/25/25 | ZFA |
| 4-Chlorophenyl-phenylether | ND | | ug/L | 63 | 19 | 6.3 | 388319 | 11/25/25 | 11/25/25 | ZFA |
| 4-Nitroaniline | ND | | ug/L | 63 | 21 | 6.3 | 388319 | 11/25/25 | 11/25/25 | ZFA |
| 4,6-Dinitro-2-methylphenol | ND | | ug/L | 310 | 110 | 6.3 | 388319 | 11/25/25 | 11/25/25 | ZFA |
| N-Nitrosodiphenylamine | ND | | ug/L | 63 | 25 | 6.3 | 388319 | 11/25/25 | 11/25/25 | ZFA |
| 1,2-diphenylhydrazine (as azobenzene) | ND | | ug/L | 63 | 18 | 6.3 | 388319 | 11/25/25 | 11/25/25 | ZFA |
| 4-Bromophenyl-phenylether | ND | | ug/L | 63 | 21 | 6.3 | 388319 | 11/25/25 | 11/25/25 | ZFA |
| Hexachlorobenzene | ND | | ug/L | 63 | 19 | 6.3 | 388319 | 11/25/25 | 11/25/25 | ZFA |
| Pentachlorophenol | ND | | ug/L | 160 | 36 | 6.3 | 388319 | 11/25/25 | 11/25/25 | ZFA |
| Phenanthrene | ND | | ug/L | 63 | 18 | 6.3 | 388319 | 11/25/25 | 11/25/25 | ZFA |
| Anthracene | ND | | ug/L | 63 | 18 | 6.3 | 388319 | 11/25/25 | 11/25/25 | ZFA |
| Di-n-butylphthalate | ND | | ug/L | 63 | 19 | 6.3 | 388319 | 11/25/25 | 11/25/25 | ZFA |
| Fluoranthene | ND | | ug/L | 63 | 18 | 6.3 | 388319 | 11/25/25 | 11/25/25 | ZFA |
| Benzidine | ND | | ug/L | 310 | 120 | 6.3 | 388319 | 11/25/25 | 11/25/25 | ZFA |
| Pyrene | ND | | ug/L | 63 | 17 | 6.3 | 388319 | 11/25/25 | 11/25/25 | ZFA |
| Butylbenzylphthalate | ND | | ug/L | 63 | 23 | 6.3 | 388319 | 11/25/25 | 11/25/25 | ZFA |
| 3,3'-Dichlorobenzidine | ND | | ug/L | 160 | 32 | 6.3 | 388319 | 11/25/25 | 11/25/25 | ZFA |
| Benzo(a)anthracene | ND | | ug/L | 63 | 15 | 6.3 | 388319 | 11/25/25 | 11/25/25 | ZFA |
| Chrysene | ND | | ug/L | 63 | 15 | 6.3 | 388319 | 11/25/25 | 11/25/25 | ZFA |
| bis(2-Ethylhexyl)phthalate | ND | | ug/L | 63 | 21 | 6.3 | 388319 | 11/25/25 | 11/25/25 | ZFA |
| Di-n-octylphthalate | ND | | ug/L | 63 | 29 | 6.3 | 388319 | 11/25/25 | 11/25/25 | ZFA |



Results for any subcontracted analyses are not included in this section.

ENTHALPY ANALYTICAL

# Analysis Results for 547509

| 547509-002 Analyte | Result | Qual | Units | RL | MDL | DF | Batch | Prepared | Analyzed | Chemist |
|---|---|---|---|---|---|---|---|---|---|---|
| Benzo(b)fluoranthene | ND | | ug/L | 63 | 19 | 6.3 | 388319 | 11/25/25 | 11/25/25 | ZFA |
| Benzo(k)fluoranthene | ND | | ug/L | 63 | 19 | 6.3 | 388319 | 11/25/25 | 11/25/25 | ZFA |
| Benzo(a)pyrene | ND | | ug/L | 63 | 20 | 6.3 | 388319 | 11/25/25 | 11/25/25 | ZFA |
| Indeno(1,2,3-cd)pyrene | ND | | ug/L | 63 | 26 | 6.3 | 388319 | 11/25/25 | 11/25/25 | ZFA |
| Dibenz(a,h)anthracene | ND | | ug/L | 63 | 26 | 6.3 | 388319 | 11/25/25 | 11/25/25 | ZFA |
| Benzo(g,h,i)perylene | ND | | ug/L | 63 | 26 | 6.3 | 388319 | 11/25/25 | 11/25/25 | ZFA |
| **Surrogates** | | | | **Limits** | | | | | | |
| 2-Fluorophenol | 45% | | %REC | 15-120 | | 6.3 | 388319 | 11/25/25 | 11/25/25 | ZFA |
| Phenol-d6 | 31% | | %REC | 15-120 | | 6.3 | 388319 | 11/25/25 | 11/25/25 | ZFA |
| 2,4,6-Tribromophenol | 54% | | %REC | 15-140 | | 6.3 | 388319 | 11/25/25 | 11/25/25 | ZFA |
| Nitrobenzene-d5 | 59% | | %REC | 15-123 | | 6.3 | 388319 | 11/25/25 | 11/25/25 | ZFA |
| 2-Fluorobiphenyl | 56% | | %REC | 15-120 | | 6.3 | 388319 | 11/25/25 | 11/25/25 | ZFA |
| Terphenyl-d14 | 61% | | %REC | 15-120 | | 6.3 | 388319 | 11/25/25 | 11/25/25 | ZFA |
| Method: SM 4500-CN-E<br>Prep Method: METHOD | | | | | | | | | | |
| Cyanide | **0.0023** | J | mg/L | 0.0050 | 0.0017 | 0.5 | 389051 | 12/03/25 | 12/03/25 | CKN |
| Method: SM 4500-S2-D<br>Prep Method: METHOD | | | | | | | | | | |
| Sulfide | ND | | mg/L | 0.10 | | 1 | 388182 | 11/21/25 | 11/21/25 | TXC |
| Method: SM 5310B<br>Prep Method: SM 5310B | | | | | | | | | | |
| Total Organic Carbon | **51** | | mg/L | 1.0 | 0.49 | 1 | 388309 | 11/24/25 | 11/24/25 | BDR |
| Method: SM 9221B<br>Prep Method: METHOD | | | | | | | | | | |
| Coliform, Total | **>1,600** | | MPN/100ml | 1.8 | | 1 | 388089 | 11/20/25 18:57 | 11/22/25 15:35 | BPH |
| Method: SM 9221F | | | | | | | | | | |
| Coliform, E. Coli | **>1,600** | | MPN/100ml | 1.8 | | 1 | 388089 | 11/20/25 18:57 | 11/22/25 15:35 | BPH |
| Method: SM2130B | | | | | | | | | | |
| Turbidity | **11,000** | | NTU | 2.0 | 1.2 | 10 | 388036 | 11/20/25 19:21 | 11/20/25 19:21 | CDR |
| Method: SM2320B<br>Prep Method: METHOD | | | | | | | | | | |
| Bicarbonate | **75** | | mg/L | 2.4 | | 1 | 389163 | 12/04/25 | 12/04/25 | ARM |
| Alkalinity, Total as CaCO3 | **90** | | mg/L | 2.0 | | 1 | 389163 | 12/04/25 | 12/04/25 | ARM |
| Method: SM2510B<br>Prep Method: METHOD | | | | | | | | | | |
| Specific Conductance | **1,020** | | umhos/cm | 1.0 | | 1 | 389081 | 12/03/25 | 12/03/25 | RDL |
| Method: SM2540C<br>Prep Method: METHOD | | | | | | | | | | |
| Total Dissolved Solids | **810** | | mg/L | 20 | | 2 | 388469 | 11/25/25 | 11/30/25 | RDL |
| Method: SM2540D<br>Prep Method: METHOD | | | | | | | | | | |
| Total Suspended Solids | **9,500** | | mg/L | 0.5 | | 1 | 388521 | 11/25/25 | 11/26/25 | CDR |
| Method: SM5210B<br>Prep Method: METHOD | | | | | | | | | | |
| Biochemical Oxygen Demand | **21** | | mg/L | 3.0 | | 1 | 388133 | 11/21/25 11:50 | 11/26/25 13:31 | ARM |
| Method: SM5220D<br>Prep Method: SM 5220D | | | | | | | | | | |



Results for any subcontracted analyses are not included in this section.

# Analysis Results for 547509

| 547509-002 Analyte | Result | Qual | Units | RL | MDL | DF | Batch | Prepared | Analyzed | Chemist |
|---|---|---|---|---|---|---|---|---|---|---|
| Chemical Oxygen Demand | **290** | | mg/L | 8.0 | 3.9 | 2 | 388890 | 12/02/25 | 12/03/25 | ARM |

* Value is outside QC limits
> Value exceeds indicated concentration
J Estimated value
ND Not Detected
b See narrative



Results for any subcontracted analyses are not included in this section.

ENTHALPY ANALYTICAL

# Batch QC

| | | |
|---|---|---|
| **Type: Blank** | **Lab ID: QC1318154** | **Batch: 388822** |
| **Matrix: Water** | **Method: EPA 1664A** | **Prep Method: METHOD** |

| QC1318154 Analyte | Result | Qual | Units | RL | MDL | Prepared | Analyzed |
|---|---|---|---|---|---|---|---|
| Total Oil and Grease | ND | | mg/L | 5.0 | 0.97 | 12/02/25 | 12/02/25 |

| | | |
|---|---|---|
| **Type: Lab Control Sample** | **Lab ID: QC1318155** | **Batch: 388822** |
| **Matrix: Water** | **Method: EPA 1664A** | **Prep Method: METHOD** |

| QC1318155 Analyte | Result | Spiked | Units | Recovery | Qual | Limits |
|---|---|---|---|---|---|---|
| Total Oil and Grease | 37.10 | 40.00 | mg/L | 93% | | 78-114 |

| | | |
|---|---|---|
| **Type: Lab Control Sample Duplicate** | **Lab ID: QC1318156** | **Batch: 388822** |
| **Matrix: Water** | **Method: EPA 1664A** | **Prep Method: METHOD** |

| QC1318156 Analyte | Result | Spiked | Units | Recovery | Qual | Limits | RPD | RPD Lim |
|---|---|---|---|---|---|---|---|---|
| Total Oil and Grease | 36.70 | 40.00 | mg/L | 92% | | 78-114 | 1 | 18 |

| | | |
|---|---|---|
| **Type: Blank** | **Lab ID: QC1315775** | **Batch: 388161** |
| **Matrix: Water** | **Method: EPA 200.7** | **Prep Method: EPA 3015A** |

| QC1315775 Analyte | Result | Qual | Units | RL | MDL | Prepared | Analyzed |
|---|---|---|---|---|---|---|---|
| Calcium | ND | | mg/L | 0.46 | 0.46 | 11/21/25 | 11/21/25 |
| Iron | ND | | mg/L | 0.055 | 0.055 | 11/21/25 | 11/21/25 |
| Magnesium | ND | | mg/L | 0.10 | 0.051 | 11/21/25 | 11/21/25 |
| Potassium | ND | | mg/L | 0.50 | 0.50 | 11/21/25 | 11/21/25 |
| Sodium | ND | | mg/L | 0.50 | 0.38 | 11/21/25 | 11/21/25 |

| | | |
|---|---|---|
| **Type: Lab Control Sample** | **Lab ID: QC1315776** | **Batch: 388161** |
| **Matrix: Water** | **Method: EPA 200.7** | **Prep Method: EPA 3015A** |

| QC1315776 Analyte | Result | Spiked | Units | Recovery | Qual | Limits |
|---|---|---|---|---|---|---|
| Calcium | 21.05 | 20.40 | mg/L | 103% | | 85-115 |
| Iron | 0.4097 | 0.4000 | mg/L | 102% | | 85-115 |
| Magnesium | 21.79 | 20.40 | mg/L | 107% | | 85-115 |
| Potassium | 24.88 | 24.00 | mg/L | 104% | | 85-115 |
| Sodium | 21.33 | 20.40 | mg/L | 105% | | 85-115 |

ENTHALPY ANALYTICAL

# Batch QC

| Type: | Matrix Spike | Lab ID: | QC1315777 | Batch: | 388161 |
|---|---|---|---|---|---|
| Matrix (Source ID): | Water (547153-002) | Method: | EPA 200.7 | Prep Method: | EPA 3015A |

| QC1315777 Analyte | Result | Source Sample Result | Spiked | Units | Recovery | Qual | Limits | DF |
|---|---|---|---|---|---|---|---|---|
| Calcium | 21.23 | ND | 20.40 | mg/L | 104% | | 75-125 | 1 |
| Iron | 0.9306 | 0.5815 | 0.4000 | mg/L | 87% | | 75-125 | 1 |
| Magnesium | 21.72 | 0.1075 | 20.40 | mg/L | 106% | | 75-125 | 1 |
| Potassium | 25.85 | 1.209 | 24.00 | mg/L | 103% | | 75-125 | 1 |
| Sodium | 25.97 | 5.191 | 20.40 | mg/L | 102% | | 75-125 | 1 |

| Type: | Matrix Spike Duplicate | Lab ID: | QC1315778 | Batch: | 388161 |
|---|---|---|---|---|---|
| Matrix (Source ID): | Water (547153-002) | Method: | EPA 200.7 | Prep Method: | EPA 3015A |

| QC1315778 Analyte | Result | Source Sample Result | Spiked | Units | Recovery | Qual | Limits | RPD | RPD Lim | DF |
|---|---|---|---|---|---|---|---|---|---|---|
| Calcium | 20.29 | ND | 20.40 | mg/L | 99% | | 75-125 | 5 | 20 | 1 |
| Iron | 1.098 | 0.5815 | 0.4000 | mg/L | 129% | * | 75-125 | 16 | 20 | 1 |
| Magnesium | 20.75 | 0.1075 | 20.40 | mg/L | 101% | | 75-125 | 5 | 20 | 1 |
| Potassium | 24.66 | 1.209 | 24.00 | mg/L | 98% | | 75-125 | 5 | 20 | 1 |
| Sodium | 24.95 | 5.191 | 20.40 | mg/L | 97% | | 75-125 | 4 | 20 | 1 |

| Type: | Serial Dilution | Lab ID: | QC1315858 | Batch: | 388161 |
|---|---|---|---|---|---|
| Matrix (Source ID): | Water (547153-002) | Method: | EPA 200.7 | Prep Method: | EPA 3015A |

| QC1315858 Analyte | Result | Source Sample Result | Units | Qual | RPD | RPD Lim | DF |
|---|---|---|---|---|---|---|---|
| Calcium | ND | ND | mg/L | | | | 5 |
| Iron | 0.5926 | 0.5815 | mg/L | | | | 5 |
| Magnesium | ND | 0.1075 | mg/L | | | | 5 |
| Potassium | ND | 1.209 | mg/L | | | | 5 |
| Sodium | 5.690 | 5.191 | mg/L | | | | 5 |

ENTHALPY ANALYTICAL

# Batch QC

| Type: Blank | Lab ID: QC1315822 | Batch: 388174 |
|---|---|---|
| Matrix: Water | Method: EPA 200.8 | Prep Method: EPA 3015A |

| QC1315822 Analyte | Result | Qual | Units | RL | MDL | Prepared | Analyzed |
|---|---|---|---|---|---|---|---|
| Antimony | ND | | ug/L | 2.0 | 1.3 | 11/21/25 | 12/03/25 |
| Arsenic | ND | | ug/L | 2.0 | 0.21 | 11/21/25 | 11/22/25 |
| Barium | ND | | ug/L | 5.0 | 0.33 | 11/21/25 | 11/22/25 |
| Beryllium | ND | | ug/L | 1.0 | 0.062 | 11/21/25 | 11/22/25 |
| Boron | ND | | ug/L | 10 | 6.0 | 11/21/25 | 11/26/25 |
| Cadmium | ND | | ug/L | 1.0 | 0.11 | 11/21/25 | 11/22/25 |
| Chromium | ND | | ug/L | 5.0 | 0.34 | 11/21/25 | 11/22/25 |
| Cobalt | ND | | ug/L | 1.0 | 0.068 | 11/21/25 | 11/22/25 |
| Copper | ND | | ug/L | 3.0 | 0.71 | 11/21/25 | 11/22/25 |
| Lead | ND | | ug/L | 5.0 | 0.16 | 11/21/25 | 11/22/25 |
| Manganese | ND | | ug/L | 10 | 1.7 | 11/21/25 | 11/22/25 |
| Nickel | ND | | ug/L | 5.0 | 1.3 | 11/21/25 | 11/22/25 |
| Selenium | ND | | ug/L | 4.0 | 1.6 | 11/21/25 | 11/22/25 |
| Silver | ND | | ug/L | 5.0 | 0.50 | 11/21/25 | 11/22/25 |
| Thallium | ND | | ug/L | 1.0 | 0.42 | 11/21/25 | 11/22/25 |
| Tin | ND | | ug/L | 5.0 | 0.33 | 11/21/25 | 11/22/25 |
| Vanadium | ND | | ug/L | 5.0 | 0.26 | 11/21/25 | 11/22/25 |
| Zinc | ND | | ug/L | 10 | 7.6 | 11/21/25 | 11/22/25 |

| Type: Lab Control Sample | Lab ID: QC1315823 | Batch: 388174 |
|---|---|---|
| Matrix: Water | Method: EPA 200.8 | Prep Method: EPA 3015A |

| QC1315823 Analyte | Result | Spiked | Units | Recovery | Qual | Limits |
|---|---|---|---|---|---|---|
| Antimony | 113.7 | 100.0 | ug/L | 114% | | 85-115 |
| Arsenic | 97.31 | 100.0 | ug/L | 97% | | 85-115 |
| Barium | 97.92 | 100.0 | ug/L | 98% | | 85-115 |
| Beryllium | 100.3 | 100.0 | ug/L | 100% | | 85-115 |
| Boron | 100.1 | 100.0 | ug/L | 100% | | 85-115 |
| Cadmium | 98.92 | 100.0 | ug/L | 99% | | 85-115 |
| Chromium | 97.98 | 100.0 | ug/L | 98% | | 85-115 |
| Cobalt | 102.2 | 100.0 | ug/L | 102% | | 85-115 |
| Copper | 103.2 | 100.0 | ug/L | 103% | | 85-115 |
| Lead | 96.64 | 100.0 | ug/L | 97% | | 85-115 |
| Manganese | 97.12 | 100.0 | ug/L | 97% | | 85-115 |
| Nickel | 103.0 | 100.0 | ug/L | 103% | | 85-115 |
| Selenium | 90.23 | 100.0 | ug/L | 90% | | 85-115 |
| Silver | 47.99 | 50.00 | ug/L | 96% | | 85-115 |
| Thallium | 92.97 | 100.0 | ug/L | 93% | | 85-115 |
| Tin | 92.13 | 100.0 | ug/L | 92% | | 85-115 |
| Vanadium | 100.2 | 100.0 | ug/L | 100% | | 85-115 |
| Zinc | 98.78 | 100.0 | ug/L | 99% | | 85-115 |

ENTHALPY ANALYTICAL

# Batch QC

| Type: | Matrix Spike | Lab ID: | QC1315825 | Batch: | 388174 |
|---|---|---|---|---|---|
| Matrix (Source ID): | Water (547290-001) | Method: | EPA 200.8 | Prep Method: | EPA 3015A |

| QC1315825 Analyte | Result | Source Sample Result | Spiked | Units | Recovery | Qual | Limits | DF |
|---|---|---|---|---|---|---|---|---|
| Antimony | 109.9 | 0.7370 | 100.0 | ug/L | 109% | | 70-130 | 1 |
| Arsenic | 102.3 | 2.038 | 100.0 | ug/L | 100% | | 70-130 | 1 |
| Barium | 133.3 | 31.99 | 100.0 | ug/L | 101% | | 70-130 | 1 |
| Beryllium | 105.9 | ND | 100.0 | ug/L | 106% | | 70-130 | 1 |
| Boron | 339.0 | 139.2 | 100.0 | ug/L | 200% | * | 70-130 | 20 |
| Cadmium | 96.74 | 0.7910 | 100.0 | ug/L | 96% | | 70-130 | 1 |
| Chromium | 100.2 | 0.9360 | 100.0 | ug/L | 99% | | 70-130 | 1 |
| Cobalt | 102.1 | 0.4160 | 100.0 | ug/L | 102% | | 70-130 | 1 |
| Copper | 106.6 | 3.681 | 100.0 | ug/L | 103% | | 70-130 | 1 |
| Lead | 95.89 | ND | 100.0 | ug/L | 96% | | 70-130 | 1 |
| Manganese | 143.5 | 45.12 | 100.0 | ug/L | 98% | | 70-130 | 1 |
| Nickel | 107.9 | 6.691 | 100.0 | ug/L | 101% | | 70-130 | 1 |
| Selenium | 99.99 | 5.396 | 100.0 | ug/L | 95% | | 70-130 | 1 |
| Silver | 46.19 | ND | 50.00 | ug/L | 92% | | 70-130 | 1 |
| Thallium | 91.83 | ND | 100.0 | ug/L | 92% | | 70-130 | 1 |
| Tin | 96.06 | 0.6700 | 100.0 | ug/L | 95% | | 70-130 | 1 |
| Vanadium | 103.5 | 3.107 | 100.0 | ug/L | 100% | | 70-130 | 1 |
| Zinc | 115.3 | 13.60 | 100.0 | ug/L | 102% | | 70-130 | 1 |

| Type: | Matrix Spike Duplicate | Lab ID: | QC1315826 | Batch: | 388174 |
|---|---|---|---|---|---|
| Matrix (Source ID): | Water (547290-001) | Method: | EPA 200.8 | Prep Method: | EPA 3015A |

| QC1315826 Analyte | Result | Source Sample Result | Spiked | Units | Recovery | Qual | Limits | RPD | RPD Lim | DF |
|---|---|---|---|---|---|---|---|---|---|---|
| Antimony | 107.2 | 0.7370 | 100.0 | ug/L | 106% | | 70-130 | 3 | 20 | 1 |
| Arsenic | 98.03 | 2.038 | 100.0 | ug/L | 96% | | 70-130 | 4 | 20 | 1 |
| Barium | 128.8 | 31.99 | 100.0 | ug/L | 97% | | 70-130 | 3 | 20 | 1 |
| Beryllium | 103.2 | ND | 100.0 | ug/L | 103% | | 70-130 | 3 | 20 | 1 |
| Boron | 317.4 | 139.2 | 100.0 | ug/L | 178% | * | 70-130 | 7 | 20 | 20 |
| Cadmium | 94.54 | 0.7910 | 100.0 | ug/L | 94% | | 70-130 | 2 | 20 | 1 |
| Chromium | 96.87 | 0.9360 | 100.0 | ug/L | 96% | | 70-130 | 3 | 20 | 1 |
| Cobalt | 100.9 | 0.4160 | 100.0 | ug/L | 100% | | 70-130 | 1 | 20 | 1 |
| Copper | 105.5 | 3.681 | 100.0 | ug/L | 102% | | 70-130 | 1 | 20 | 1 |
| Lead | 92.25 | ND | 100.0 | ug/L | 92% | | 70-130 | 4 | 20 | 1 |
| Manganese | 142.5 | 45.12 | 100.0 | ug/L | 97% | | 70-130 | 1 | 20 | 1 |
| Nickel | 106.1 | 6.691 | 100.0 | ug/L | 99% | | 70-130 | 2 | 20 | 1 |
| Selenium | 93.55 | 5.396 | 100.0 | ug/L | 88% | | 70-130 | 7 | 20 | 1 |
| Silver | 44.97 | ND | 50.00 | ug/L | 90% | | 70-130 | 3 | 20 | 1 |
| Thallium | 88.47 | ND | 100.0 | ug/L | 88% | | 70-130 | 4 | 20 | 1 |
| Tin | 95.69 | 0.6700 | 100.0 | ug/L | 95% | | 70-130 | 0 | 20 | 1 |
| Vanadium | 101.2 | 3.107 | 100.0 | ug/L | 98% | | 70-130 | 2 | 20 | 1 |
| Zinc | 109.9 | 13.60 | 100.0 | ug/L | 96% | | 70-130 | 5 | 20 | 1 |

ENTHALPY ANALYTICAL

# Batch QC

| Type: | Matrix Spike | Lab ID: | QC1315827 | Batch: | 388174 |
|---|---|---|---|---|---|
| Matrix (Source ID): | Water (547407-001) | Method: | EPA 200.8 | Prep Method: | EPA 3015A |

| QC1315827 Analyte | Result | Source Sample Result | Spiked | Units | Recovery | Qual | Limits | DF |
|---|---|---|---|---|---|---|---|---|
| Antimony | 99.05 | 1.911 | 100.0 | ug/L | 97% | | 70-130 | 1 |
| Arsenic | 96.65 | ND | 100.0 | ug/L | 97% | | 70-130 | 1 |
| Barium | 101.3 | 0.6610 | 100.0 | ug/L | 101% | | 70-130 | 1 |
| Beryllium | 108.1 | ND | 100.0 | ug/L | 108% | | 70-130 | 1 |
| Boron | 161.1 | 23.64 | 100.0 | ug/L | 137% | * | 70-130 | 20 |
| Cadmium | 96.88 | ND | 100.0 | ug/L | 97% | | 70-130 | 1 |
| Chromium | 101.2 | ND | 100.0 | ug/L | 101% | | 70-130 | 1 |
| Cobalt | 104.6 | 0.1050 | 100.0 | ug/L | 104% | | 70-130 | 1 |
| Copper | 107.7 | 1.261 | 100.0 | ug/L | 106% | | 70-130 | 1 |
| Lead | 95.25 | ND | 100.0 | ug/L | 95% | | 70-130 | 1 |
| Manganese | 101.4 | ND | 100.0 | ug/L | 101% | | 70-130 | 1 |
| Nickel | 105.3 | ND | 100.0 | ug/L | 105% | | 70-130 | 1 |
| Selenium | 90.79 | ND | 100.0 | ug/L | 91% | | 70-130 | 1 |
| Silver | 47.84 | ND | 50.00 | ug/L | 96% | | 70-130 | 1 |
| Thallium | 90.99 | ND | 100.0 | ug/L | 91% | | 70-130 | 1 |
| Tin | 96.59 | 2.614 | 100.0 | ug/L | 94% | | 70-130 | 1 |
| Vanadium | 102.5 | 0.2980 | 100.0 | ug/L | 102% | | 70-130 | 1 |
| Zinc | 110.4 | 12.81 | 100.0 | ug/L | 98% | | 70-130 | 1 |

| Type: | Matrix Spike Duplicate | Lab ID: | QC1315828 | Batch: | 388174 |
|---|---|---|---|---|---|
| Matrix (Source ID): | Water (547407-001) | Method: | EPA 200.8 | Prep Method: | EPA 3015A |

| QC1315828 Analyte | Result | Source Sample Result | Spiked | Units | Recovery | Qual | Limits | RPD | RPD Lim | DF |
|---|---|---|---|---|---|---|---|---|---|---|
| Antimony | 104.6 | 1.911 | 100.0 | ug/L | 103% | | 70-130 | 5 | 20 | 1 |
| Arsenic | 98.75 | ND | 100.0 | ug/L | 99% | | 70-130 | 2 | 20 | 1 |
| Barium | 102.0 | 0.6610 | 100.0 | ug/L | 101% | | 70-130 | 1 | 20 | 1 |
| Beryllium | 105.3 | ND | 100.0 | ug/L | 105% | | 70-130 | 3 | 20 | 1 |
| Boron | 149.2 | 23.64 | 100.0 | ug/L | 126% | | 70-130 | 8 | 20 | 20 |
| Cadmium | 97.19 | ND | 100.0 | ug/L | 97% | | 70-130 | 0 | 20 | 1 |
| Chromium | 98.28 | ND | 100.0 | ug/L | 98% | | 70-130 | 3 | 20 | 1 |
| Cobalt | 102.1 | 0.1050 | 100.0 | ug/L | 102% | | 70-130 | 2 | 20 | 1 |
| Copper | 103.1 | 1.261 | 100.0 | ug/L | 102% | | 70-130 | 4 | 20 | 1 |
| Lead | 96.95 | ND | 100.0 | ug/L | 97% | | 70-130 | 2 | 20 | 1 |
| Manganese | 98.56 | ND | 100.0 | ug/L | 99% | | 70-130 | 3 | 20 | 1 |
| Nickel | 103.1 | ND | 100.0 | ug/L | 103% | | 70-130 | 2 | 20 | 1 |
| Selenium | 94.18 | ND | 100.0 | ug/L | 94% | | 70-130 | 4 | 20 | 1 |
| Silver | 47.06 | ND | 50.00 | ug/L | 94% | | 70-130 | 2 | 20 | 1 |
| Thallium | 91.02 | ND | 100.0 | ug/L | 91% | | 70-130 | 0 | 20 | 1 |
| Tin | 98.15 | 2.614 | 100.0 | ug/L | 96% | | 70-130 | 2 | 20 | 1 |
| Vanadium | 99.53 | 0.2980 | 100.0 | ug/L | 99% | | 70-130 | 3 | 20 | 1 |
| Zinc | 115.0 | 12.81 | 100.0 | ug/L | 102% | | 70-130 | 4 | 20 | 1 |

ENTHALPY ANALYTICAL

# Batch QC

| Type: Blank | Lab ID: QC1316451 | Batch: 388336 |
|---|---|---|
| Matrix: Water | Method: EPA 245.1 | Prep Method: EPA 245.1 |

| QC1316451 Analyte | Result | Qual | Units | RL | MDL | Prepared | Analyzed |
|---|---|---|---|---|---|---|---|
| Mercury | ND | | ug/L | 0.40 | 0.032 | 11/24/25 | 11/24/25 |

| Type: Lab Control Sample | Lab ID: QC1316452 | Batch: 388336 |
|---|---|---|
| Matrix: Water | Method: EPA 245.1 | Prep Method: EPA 245.1 |

| QC1316452 Analyte | Result | Spiked | Units | Recovery | Qual | Limits |
|---|---|---|---|---|---|---|
| Mercury | 5.024 | 5.000 | ug/L | 100% | | 85-115 |

| Type: Matrix Spike | Lab ID: QC1316453 | Batch: 388336 |
|---|---|---|
| Matrix (Source ID): Water (547378-002) | Method: EPA 245.1 | Prep Method: EPA 245.1 |

| QC1316453 Analyte | Result | Source Sample Result | Spiked | Units | Recovery | Qual | Limits | DF |
|---|---|---|---|---|---|---|---|---|
| Mercury | 5.080 | ND | 5.000 | ug/L | 102% | | 75-125 | 1 |

| Type: Matrix Spike Duplicate | Lab ID: QC1316454 | Batch: 388336 |
|---|---|---|
| Matrix (Source ID): Water (547378-002) | Method: EPA 245.1 | Prep Method: EPA 245.1 |

| QC1316454 Analyte | Result | Source Sample Result | Spiked | Units | Recovery | Qual | Limits | RPD | RPD Lim | DF |
|---|---|---|---|---|---|---|---|---|---|---|
| Mercury | 5.201 | ND | 5.000 | ug/L | 104% | | 75-125 | 2 | 20 | 1 |

| Type: Matrix Spike | Lab ID: QC1316455 | Batch: 388336 |
|---|---|---|
| Matrix (Source ID): Water (547378-003) | Method: EPA 245.1 | Prep Method: EPA 245.1 |

| QC1316455 Analyte | Result | Source Sample Result | Spiked | Units | Recovery | Qual | Limits | DF |
|---|---|---|---|---|---|---|---|---|
| Mercury | 5.295 | ND | 5.000 | ug/L | 106% | | 75-125 | 1 |

| Type: Matrix Spike Duplicate | Lab ID: QC1316456 | Batch: 388336 |
|---|---|---|
| Matrix (Source ID): Water (547378-003) | Method: EPA 245.1 | Prep Method: EPA 245.1 |

| QC1316456 Analyte | Result | Source Sample Result | Spiked | Units | Recovery | Qual | Limits | RPD | RPD Lim | DF |
|---|---|---|---|---|---|---|---|---|---|---|
| Mercury | 5.063 | ND | 5.000 | ug/L | 101% | | 75-125 | 4 | 20 | 1 |

ENTHALPY ANALYTICAL

# Batch QC

| | | | | | |
|---|---|---|---|---|---|
| **Type:** | **Blank** | **Lab ID:** | **QC1315447** | **Batch:** | **388072** |
| **Matrix:** | **Water** | **Method:** | **EPA 300.0** | **Prep Method:** | **METHOD** |

| QC1315447 Analyte | Result | Qual | Units | RL | MDL | Prepared | Analyzed |
|---|---|---|---|---|---|---|---|
| Fluoride | ND | | mg/L | 0.20 | 0.059 | 11/20/25 17:02 | 11/20/25 18:12 |
| Chloride | ND | | mg/L | 1.0 | 0.26 | 11/20/25 17:02 | 11/20/25 18:12 |
| Nitrogen, Nitrite | ND | | mg/L | 0.10 | 0.02 | 11/20/25 17:02 | 11/20/25 18:12 |
| Bromide | ND | | mg/L | 0.30 | 0.061 | 11/20/25 17:02 | 11/20/25 18:12 |
| Nitrogen, Nitrate | ND | | mg/L | 0.10 | 0.05 | 11/20/25 17:02 | 11/20/25 18:12 |
| Sulfate | ND | | mg/L | 1.0 | 0.18 | 11/20/25 17:02 | 11/20/25 18:12 |

| | | | | | |
|---|---|---|---|---|---|
| **Type:** | **Lab Control Sample** | **Lab ID:** | **QC1315448** | **Batch:** | **388072** |
| **Matrix:** | **Water** | **Method:** | **EPA 300.0** | **Prep Method:** | **METHOD** |

| QC1315448 Analyte | Result | Spiked | Units | Recovery | Qual | Limits |
|---|---|---|---|---|---|---|
| Fluoride | 9.992 | 10.00 | mg/L | 100% | | 90-110 |
| Chloride | 47.20 | 50.00 | mg/L | 94% | | 90-110 |
| Nitrogen, Nitrite | 4.430 | 4.567 | mg/L | 97% | | 90-110 |
| Bromide | 14.57 | 15.00 | mg/L | 97% | | 90-110 |
| Nitrogen, Nitrate | 4.461 | 4.518 | mg/L | 99% | | 90-110 |
| Sulfate | 25.01 | 25.00 | mg/L | 100% | | 90-110 |

| | | | | | |
|---|---|---|---|---|---|
| **Type:** | **Matrix Spike** | **Lab ID:** | **QC1315449** | **Batch:** | **388072** |
| **Matrix (Source ID):** | **Drinking Water (547428-001)** | **Method:** | **EPA 300.0** | **Prep Method:** | **METHOD** |

| QC1315449 Analyte | Result | Source Sample Result | Spiked | Units | Recovery | Qual | Limits | DF |
|---|---|---|---|---|---|---|---|---|
| Fluoride | 20.87 | 0.5459 | 20.00 | mg/L | 102% | | 80-129 | 1 |
| Chloride | 176.0 | 81.06 | 100.0 | mg/L | 95% | | 80-123 | 1 |
| Nitrogen, Nitrite | 8.917 | ND | 9.134 | mg/L | 98% | | 80-122 | 1 |
| Bromide | 14.79 | 0.09643 | 15.00 | mg/L | 98% | | 80-121 | 1 |
| Nitrogen, Nitrate | 10.31 | 1.238 | 9.036 | mg/L | 100% | | 80-123 | 1 |
| Sulfate | 144.8 | 101.0 | 50.00 | mg/L | 88% | E,NM | 79-124 | 1 |

| | | | | | |
|---|---|---|---|---|---|
| **Type:** | **Matrix Spike Duplicate** | **Lab ID:** | **QC1315450** | **Batch:** | **388072** |
| **Matrix (Source ID):** | **Drinking Water (547428-001)** | **Method:** | **EPA 300.0** | **Prep Method:** | **METHOD** |

| QC1315450 Analyte | Result | Source Sample Result | Spiked | Units | Recovery | Qual | Limits | RPD | RPD Lim | DF |
|---|---|---|---|---|---|---|---|---|---|---|
| Fluoride | 20.96 | 0.5459 | 20.00 | mg/L | 102% | | 80-129 | 0 | 21 | 1 |
| Chloride | 176.3 | 81.06 | 100.0 | mg/L | 95% | | 80-123 | 0 | 20 | 1 |
| Nitrogen, Nitrite | 8.965 | ND | 9.134 | mg/L | 98% | | 80-122 | 1 | 21 | 1 |
| Bromide | 14.85 | 0.09643 | 15.00 | mg/L | 98% | | 80-121 | 0 | 20 | 1 |
| Nitrogen, Nitrate | 10.35 | 1.238 | 9.036 | mg/L | 101% | | 80-123 | 0 | 20 | 1 |
| Sulfate | 145.0 | 101.0 | 50.00 | mg/L | 88% | E,NM | 79-124 | | 20 | 1 |

ENTHALPY ANALYTICAL

# Batch QC

**Type:** Blank **Lab ID:** QC1318799 **Batch:** 389023
**Matrix:** Water **Method:** EPA 350.1 **Prep Method:** METHOD

| QC1318799 Analyte | Result | Qual | Units | RL | MDL | Prepared | Analyzed |
|---|---|---|---|---|---|---|---|
| Ammonia-N | ND | | mg/L | 0.10 | 0.050 | 12/03/25 | 12/04/25 |

**Type:** Lab Control Sample **Lab ID:** QC1318800 **Batch:** 389023
**Matrix:** Water **Method:** EPA 350.1 **Prep Method:** METHOD

| QC1318800 Analyte | Result | Spiked | Units | Recovery | Qual | Limits |
|---|---|---|---|---|---|---|
| Ammonia-N | 1.086 | 1.000 | mg/L | 109% | | 90-110 |

**Type:** Matrix Spike **Lab ID:** QC1318819 **Batch:** 389023
**Matrix (Source ID):** Water (547422-001) **Method:** EPA 350.1 **Prep Method:** METHOD

| QC1318819 Analyte | Result | Source Sample Result | Spiked | Units | Recovery | Qual | Limits | DF |
|---|---|---|---|---|---|---|---|---|
| Ammonia-N | 1.010 | ND | 1.000 | mg/L | 101% | | 90-110 | 1 |

**Type:** Matrix Spike Duplicate **Lab ID:** QC1318820 **Batch:** 389023
**Matrix (Source ID):** Water (547422-001) **Method:** EPA 350.1 **Prep Method:** METHOD

| QC1318820 Analyte | Result | Source Sample Result | Spiked | Units | Recovery | Qual | Limits | RPD | RPD Lim | DF |
|---|---|---|---|---|---|---|---|---|---|---|
| Ammonia-N | 1.544 | ND | 1.000 | mg/L | 154% | * | 90-110 | 42* | 20 | 1 |

**Type:** Matrix Spike **Lab ID:** QC1318821 **Batch:** 389023
**Matrix (Source ID):** Water (547422-002) **Method:** EPA 350.1 **Prep Method:** METHOD

| QC1318821 Analyte | Result | Source Sample Result | Spiked | Units | Recovery | Qual | Limits | DF |
|---|---|---|---|---|---|---|---|---|
| Ammonia-N | 0.9951 | ND | 1.000 | mg/L | 100% | | 90-110 | 1 |

**Type:** Matrix Spike Duplicate **Lab ID:** QC1318822 **Batch:** 389023
**Matrix (Source ID):** Water (547422-002) **Method:** EPA 350.1 **Prep Method:** METHOD

| QC1318822 Analyte | Result | Source Sample Result | Spiked | Units | Recovery | Qual | Limits | RPD | RPD Lim | DF |
|---|---|---|---|---|---|---|---|---|---|---|
| Ammonia-N | 0.9477 | ND | 1.000 | mg/L | 95% | | 90-110 | 5 | 20 | 1 |

**Type:** Blank **Lab ID:** QC1319120 **Batch:** 389131
**Matrix:** Water **Method:** EPA 350.1 **Prep Method:** METHOD

| QC1319120 Analyte | Result | Qual | Units | RL | MDL | Prepared | Analyzed |
|---|---|---|---|---|---|---|---|
| Ammonia-N | ND | | mg/L | 0.10 | 0.050 | 12/04/25 | 12/04/25 |

ENTHALPY ANALYTICAL

# Batch QC

**Type:** Lab Control Sample **Lab ID:** QC1319121 **Batch:** 389131
**Matrix:** Water **Method:** EPA 350.1 **Prep Method:** METHOD

| QC1319121 Analyte | Result | Spiked | Units | Recovery | Qual | Limits |
|---|---|---|---|---|---|---|
| Ammonia-N | 1.051 | 1.000 | mg/L | 105% | | 90-110 |

**Type:** Matrix Spike **Lab ID:** QC1319122 **Batch:** 389131
**Matrix (Source ID):** Drinking Water (548314-001) **Method:** EPA 350.1 **Prep Method:** METHOD

| QC1319122 Analyte | Result | Source Sample Result | Spiked | Units | Recovery | Qual | Limits | DF |
|---|---|---|---|---|---|---|---|---|
| Ammonia-N | 1.158 | 0.1299 | 1.000 | mg/L | 103% | | 90-110 | 1 |

**Type:** Matrix Spike Duplicate **Lab ID:** QC1319123 **Batch:** 389131
**Matrix (Source ID):** Drinking Water (548314-001) **Method:** EPA 350.1 **Prep Method:** METHOD

| QC1319123 Analyte | Result | Source Sample Result | Spiked | Units | Recovery | Qual | Limits | RPD | RPD Lim | DF |
|---|---|---|---|---|---|---|---|---|---|---|
| Ammonia-N | 1.072 | 0.1299 | 1.000 | mg/L | 94% | | 90-110 | 8 | 20 | 1 |

**Type:** Blank **Lab ID:** QC1318444 **Batch:** 388905
**Matrix:** Water **Method:** EPA 420.1 **Prep Method:** METHOD

| QC1318444 Analyte | Result | Qual | Units | RL | MDL | Prepared | Analyzed |
|---|---|---|---|---|---|---|---|
| Total Phenolics | ND | | mg/L | 0.010 | 0.0065 | 12/02/25 | 12/02/25 |

**Type:** Lab Control Sample **Lab ID:** QC1318445 **Batch:** 388905
**Matrix:** Water **Method:** EPA 420.1 **Prep Method:** METHOD

| QC1318445 Analyte | Result | Spiked | Units | Recovery | Qual | Limits |
|---|---|---|---|---|---|---|
| Total Phenolics | 0.07900 | 0.08000 | mg/L | 99% | | 80-120 |

**Type:** Lab Control Sample Duplicate **Lab ID:** QC1318446 **Batch:** 388905
**Matrix:** Water **Method:** EPA 420.1 **Prep Method:** METHOD

| QC1318446 Analyte | Result | Spiked | Units | Recovery | Qual | Limits | RPD | RPD Lim |
|---|---|---|---|---|---|---|---|---|
| Total Phenolics | 0.07800 | 0.08000 | mg/L | 98% | | 80-120 | 1 | 20 |

ENTHALPY ANALYTICAL

# Batch QC

| Type: Blank | Lab ID: QC1315594 | Batch: 388120 |
|---|---|---|
| Matrix: Water | | |

| QC1315594 Analyte | Result | Qual | Units | RL | MDL | Prepared | Analyzed |
|---|---|---|---|---|---|---|---|
| Method: EPA 625.1<br>Prep Method: EPA 3510C | | | | | | | |
| Pyridine | ND | | ug/L | 10 | 2.8 | 11/21/25 | 11/21/25 |
| Phenol | ND | | ug/L | 10 | 2.1 | 11/21/25 | 11/21/25 |
| 2-Methylphenol | ND | | ug/L | 10 | 3.2 | 11/21/25 | 11/21/25 |
| 3-,4-Methylphenol | ND | | ug/L | 10 | 3.0 | 11/21/25 | 11/21/25 |
| Benzoic acid | ND | | ug/L | 50 | 11 | 11/21/25 | 11/21/25 |
| Naphthalene | ND | | ug/L | 10 | 3.6 | 11/21/25 | 11/21/25 |
| Cresol | ND | | ug/L | 10 | | 11/21/25 | 11/21/25 |
| Method: EPA 8270C<br>Prep Method: EPA 3510C | | | | | | | |
| Carbazole | ND | | ug/L | 10 | 2.8 | 11/21/25 | 11/21/25 |
| N-Nitrosodimethylamine | ND | | ug/L | 10 | 2.9 | 11/21/25 | 11/21/25 |
| Aniline | ND | | ug/L | 10 | 2.8 | 11/21/25 | 11/21/25 |
| bis(2-Chloroethyl)ether | ND | | ug/L | 25 | 3.7 | 11/21/25 | 11/21/25 |
| 2-Chlorophenol | ND | | ug/L | 10 | 3.6 | 11/21/25 | 11/21/25 |
| 1,3-Dichlorobenzene | ND | | ug/L | 10 | 3.3 | 11/21/25 | 11/21/25 |
| 1,4-Dichlorobenzene | ND | | ug/L | 10 | 3.4 | 11/21/25 | 11/21/25 |
| Benzyl alcohol | ND | | ug/L | 25 | 5.8 | 11/21/25 | 11/21/25 |
| 1,2-Dichlorobenzene | ND | | ug/L | 10 | 3.3 | 11/21/25 | 11/21/25 |
| bis(2-Chloroisopropyl) ether | ND | | ug/L | 10 | 3.8 | 11/21/25 | 11/21/25 |
| N-Nitroso-di-n-propylamine | ND | | ug/L | 10 | 3.9 | 11/21/25 | 11/21/25 |
| Hexachloroethane | ND | | ug/L | 10 | 3.0 | 11/21/25 | 11/21/25 |
| Nitrobenzene | ND | | ug/L | 25 | 8.4 | 11/21/25 | 11/21/25 |
| Isophorone | ND | | ug/L | 10 | 3.7 | 11/21/25 | 11/21/25 |
| 2-Nitrophenol | ND | | ug/L | 10 | 5.4 | 11/21/25 | 11/21/25 |
| 2,4-Dimethylphenol | ND | | ug/L | 10 | 3.2 | 11/21/25 | 11/21/25 |
| bis(2-Chloroethoxy)methane | ND | | ug/L | 10 | 3.7 | 11/21/25 | 11/21/25 |
| 2,4-Dichlorophenol | ND | | ug/L | 10 | 3.7 | 11/21/25 | 11/21/25 |
| 1,2,4-Trichlorobenzene | ND | | ug/L | 10 | 3.4 | 11/21/25 | 11/21/25 |
| 4-Chloroaniline | ND | | ug/L | 10 | 3.1 | 11/21/25 | 11/21/25 |
| Hexachlorobutadiene | ND | | ug/L | 10 | 2.2 | 11/21/25 | 11/21/25 |
| 4-Chloro-3-methylphenol | ND | | ug/L | 10 | 3.6 | 11/21/25 | 11/21/25 |
| 2-Methylnaphthalene | ND | | ug/L | 10 | 3.4 | 11/21/25 | 11/21/25 |
| Hexachlorocyclopentadiene | ND | | ug/L | 25 | 7.8 | 11/21/25 | 11/21/25 |
| 2,4,6-Trichlorophenol | ND | | ug/L | 10 | 4.1 | 11/21/25 | 11/21/25 |
| 2,4,5-Trichlorophenol | ND | | ug/L | 10 | 3.7 | 11/21/25 | 11/21/25 |
| 2-Chloronaphthalene | ND | | ug/L | 10 | 3.4 | 11/21/25 | 11/21/25 |
| 2-Nitroaniline | ND | | ug/L | 50 | 4.3 | 11/21/25 | 11/21/25 |
| Dimethylphthalate | ND | | ug/L | 10 | 3.4 | 11/21/25 | 11/21/25 |
| Acenaphthylene | ND | | ug/L | 10 | 3.9 | 11/21/25 | 11/21/25 |
| 2,6-Dinitrotoluene | ND | | ug/L | 10 | 4.4 | 11/21/25 | 11/21/25 |
| 3-Nitroaniline | ND | | ug/L | 10 | 4.0 | 11/21/25 | 11/21/25 |
| Acenaphthene | ND | | ug/L | 10 | 3.2 | 11/21/25 | 11/21/25 |
| 2,4-Dinitrophenol | ND | | ug/L | 50 | 15 | 11/21/25 | 11/21/25 |
| 4-Nitrophenol | ND | | ug/L | 10 | 8.5 | 11/21/25 | 11/21/25 |
| Dibenzofuran | ND | | ug/L | 10 | 3.2 | 11/21/25 | 11/21/25 |

ENTHALPY ANALYTICAL

# Batch QC

| QC1315594 Analyte | Result | Qual | Units | RL | MDL | Prepared | Analyzed |
|---|---|---|---|---|---|---|---|
| 2,4-Dinitrotoluene | ND | | ug/L | 10 | 4.3 | 11/21/25 | 11/21/25 |
| Diethylphthalate | ND | | ug/L | 10 | 2.9 | 11/21/25 | 11/21/25 |
| Fluorene | ND | | ug/L | 10 | 3.1 | 11/21/25 | 11/21/25 |
| 4-Chlorophenyl-phenylether | ND | | ug/L | 10 | 3.1 | 11/21/25 | 11/21/25 |
| 4-Nitroaniline | ND | | ug/L | 10 | 3.3 | 11/21/25 | 11/21/25 |
| 4,6-Dinitro-2-methylphenol | ND | | ug/L | 50 | 17 | 11/21/25 | 11/21/25 |
| N-Nitrosodiphenylamine | ND | | ug/L | 10 | 4.0 | 11/21/25 | 11/21/25 |
| 1,2-diphenylhydrazine (as azobenzene) | ND | | ug/L | 10 | 2.9 | 11/21/25 | 11/21/25 |
| 4-Bromophenyl-phenylether | ND | | ug/L | 10 | 3.3 | 11/21/25 | 11/21/25 |
| Hexachlorobenzene | ND | | ug/L | 10 | 3.0 | 11/21/25 | 11/21/25 |
| Pentachlorophenol | ND | | ug/L | 25 | 5.7 | 11/21/25 | 11/21/25 |
| Phenanthrene | ND | | ug/L | 10 | 2.9 | 11/21/25 | 11/21/25 |
| Anthracene | ND | | ug/L | 10 | 2.8 | 11/21/25 | 11/21/25 |
| Di-n-butylphthalate | ND | | ug/L | 10 | 3.0 | 11/21/25 | 11/21/25 |
| Fluoranthene | ND | | ug/L | 10 | 2.8 | 11/21/25 | 11/21/25 |
| Benzidine | ND | | ug/L | 50 | 19 | 11/21/25 | 11/21/25 |
| Pyrene | ND | | ug/L | 10 | 2.7 | 11/21/25 | 11/21/25 |
| Butylbenzylphthalate | ND | | ug/L | 10 | 3.6 | 11/21/25 | 11/21/25 |
| 3,3'-Dichlorobenzidine | ND | | ug/L | 25 | 5.2 | 11/21/25 | 11/21/25 |
| Benzo(a)anthracene | ND | | ug/L | 10 | 2.4 | 11/21/25 | 11/21/25 |
| Chrysene | ND | | ug/L | 10 | 2.5 | 11/21/25 | 11/21/25 |
| bis(2-Ethylhexyl)phthalate | ND | | ug/L | 10 | 3.3 | 11/21/25 | 11/21/25 |
| Di-n-octylphthalate | ND | | ug/L | 10 | 4.7 | 11/21/25 | 11/21/25 |
| Benzo(b)fluoranthene | ND | | ug/L | 10 | 3.0 | 11/21/25 | 11/21/25 |
| Benzo(k)fluoranthene | ND | | ug/L | 10 | 3.1 | 11/21/25 | 11/21/25 |
| Benzo(a)pyrene | ND | | ug/L | 10 | 3.1 | 11/21/25 | 11/21/25 |
| Indeno(1,2,3-cd)pyrene | ND | | ug/L | 10 | 4.2 | 11/21/25 | 11/21/25 |
| Dibenz(a,h)anthracene | ND | | ug/L | 10 | 4.2 | 11/21/25 | 11/21/25 |
| Benzo(g,h,i)perylene | ND | | ug/L | 10 | 4.1 | 11/21/25 | 11/21/25 |
| **Surrogates** | | | | **Limits** | | | |
| 2-Fluorophenol | 33% | | %REC | 15-120 | | 11/21/25 | 11/21/25 |
| Phenol-d6 | 21% | | %REC | 15-120 | | 11/21/25 | 11/21/25 |
| 2,4,6-Tribromophenol | 65% | | %REC | 15-140 | | 11/21/25 | 11/21/25 |
| Nitrobenzene-d5 | 61% | | %REC | 15-123 | | 11/21/25 | 11/21/25 |
| 2-Fluorobiphenyl | 66% | | %REC | 15-120 | | 11/21/25 | 11/21/25 |
| Terphenyl-d14 | 74% | | %REC | 15-120 | | 11/21/25 | 11/21/25 |

ENTHALPY ANALYTICAL

# Batch QC

| | | | | | |
|---|---|---|---|---|---|
| **Type:** | **Lab Control Sample** | **Lab ID:** | **QC1315596** | **Batch:** | **388120** |
| **Matrix:** | **Water** | **Method:** | **EPA 8270C** | **Prep Method:** | **EPA 3510C** |

| QC1315596 Analyte | Result | Spiked | Units | Recovery | Qual | Limits |
|---|---|---|---|---|---|---|
| Phenol | 22.03 | 75.00 | ug/L | 29% | | 14-120 |
| 2-Chlorophenol | 48.22 | 75.00 | ug/L | 64% | | 46-120 |
| 1,4-Dichlorobenzene | 48.51 | 75.00 | ug/L | 65% | | 42-120 |
| 3-,4-Methylphenol | 40.73 | 75.00 | ug/L | 54% | | 40-120 |
| N-Nitroso-di-n-propylamine | 55.37 | 75.00 | ug/L | 74% | | 54-121 |
| 2,4-Dimethylphenol | 54.95 | 75.00 | ug/L | 73% | | 48-120 |
| 1,2,4-Trichlorobenzene | 53.24 | 75.00 | ug/L | 71% | | 45-120 |
| 4-Chloro-3-methylphenol | 55.46 | 75.00 | ug/L | 74% | | 60-121 |
| 2,4,5-Trichlorophenol | 59.97 | 75.00 | ug/L | 80% | | 62-124 |
| Acenaphthene | 51.10 | 75.00 | ug/L | 68% | | 56-120 |
| 4-Nitrophenol | 28.15 | 75.00 | ug/L | 38% | | 17-120 |
| 2,4-Dinitrotoluene | 61.93 | 75.00 | ug/L | 83% | | 69-127 |
| Pentachlorophenol | 49.03 | 75.00 | ug/L | 65% | | 51-120 |
| Pyrene | 54.14 | 75.00 | ug/L | 72% | | 68-123 |
| Chrysene | 54.74 | 75.00 | ug/L | 73% | | 66-120 |
| Benzo(b)fluoranthene | 55.62 | 75.00 | ug/L | 74% | | 67-120 |
| **Surrogates** | | | | | | |
| 2-Fluorophenol | 16.72 | 40.00 | ug/L | 42% | | 15-120 |
| Phenol-d6 | 10.47 | 40.00 | ug/L | 26% | | 15-120 |
| 2,4,6-Tribromophenol | 30.20 | 40.00 | ug/L | 75% | | 15-140 |
| Nitrobenzene-d5 | 26.82 | 40.00 | ug/L | 67% | | 15-123 |
| 2-Fluorobiphenyl | 29.91 | 40.00 | ug/L | 75% | | 15-120 |
| Terphenyl-d14 | 27.43 | 40.00 | ug/L | 69% | | 15-120 |

ENTHALPY ANALYTICAL

# Batch QC

| | | | | | |
|---|---|---|---|---|---|
| **Type:** | **Lab Control Sample Duplicate** | **Lab ID:** | **QC1315597** | **Batch:** | **388120** |
| **Matrix:** | **Water** | **Method:** | **EPA 8270C** | **Prep Method:** | **EPA 3510C** |

| QC1315597 Analyte | Result | Spiked | Units | Recovery | Qual | Limits | RPD | RPD Lim |
|---|---|---|---|---|---|---|---|---|
| Phenol | 19.41 | 75.00 | ug/L | 26% | | 14-120 | 13 | 52 |
| 2-Chlorophenol | 49.02 | 75.00 | ug/L | 65% | | 46-120 | 2 | 52 |
| 1,4-Dichlorobenzene | 49.73 | 75.00 | ug/L | 66% | | 42-120 | 2 | 53 |
| 3-,4-Methylphenol | 40.48 | 75.00 | ug/L | 54% | | 40-120 | 1 | 51 |
| N-Nitroso-di-n-propylamine | 54.28 | 75.00 | ug/L | 72% | | 54-121 | 2 | 52 |
| 2,4-Dimethylphenol | 55.30 | 75.00 | ug/L | 74% | | 48-120 | 1 | 52 |
| 1,2,4-Trichlorobenzene | 53.48 | 75.00 | ug/L | 71% | | 45-120 | 0 | 54 |
| 4-Chloro-3-methylphenol | 52.57 | 75.00 | ug/L | 70% | | 60-121 | 5 | 47 |
| 2,4,5-Trichlorophenol | 60.76 | 75.00 | ug/L | 81% | | 62-124 | 1 | 46 |
| Acenaphthene | 49.19 | 75.00 | ug/L | 66% | | 56-120 | 4 | 46 |
| 4-Nitrophenol | 27.26 | 75.00 | ug/L | 36% | | 17-120 | 3 | 44 |
| 2,4-Dinitrotoluene | 61.77 | 75.00 | ug/L | 82% | | 69-127 | 0 | 40 |
| Pentachlorophenol | 49.87 | 75.00 | ug/L | 66% | | 51-120 | 2 | 42 |
| Pyrene | 53.84 | 75.00 | ug/L | 72% | | 68-123 | 1 | 39 |
| Chrysene | 54.04 | 75.00 | ug/L | 72% | | 66-120 | 1 | 38 |
| Benzo(b)fluoranthene | 53.40 | 75.00 | ug/L | 71% | | 67-120 | 4 | 39 |
| **Surrogates** | | | | | | | | |
| 2-Fluorophenol | 15.80 | 40.00 | ug/L | 40% | | 15-120 | | |
| Phenol-d6 | 9.867 | 40.00 | ug/L | 25% | | 15-120 | | |
| 2,4,6-Tribromophenol | 32.33 | 40.00 | ug/L | 81% | | 15-140 | | |
| Nitrobenzene-d5 | 27.68 | 40.00 | ug/L | 69% | | 15-123 | | |
| 2-Fluorobiphenyl | 28.95 | 40.00 | ug/L | 72% | | 15-120 | | |
| Terphenyl-d14 | 28.80 | 40.00 | ug/L | 72% | | 15-120 | | |

ENTHALPY ANALYTICAL

# Batch QC

| Type: Blank | Lab ID: QC1316396 | Batch: 388319 |
|---|---|---|
| Matrix: Water | | |

| QC1316396 Analyte | Result | Qual | Units | RL | MDL | Prepared | Analyzed |
|---|---|---|---|---|---|---|---|
| Method: EPA 625.1<br>Prep Method: EPA 3510C | | | | | | | |
| Pyridine | ND | | ug/L | 10 | 2.8 | 11/24/25 | 11/24/25 |
| Phenol | ND | | ug/L | 10 | 2.1 | 11/24/25 | 11/24/25 |
| 2-Methylphenol | ND | | ug/L | 10 | 3.2 | 11/24/25 | 11/24/25 |
| 3-,4-Methylphenol | ND | | ug/L | 10 | 3.0 | 11/24/25 | 11/24/25 |
| Benzoic acid | ND | | ug/L | 50 | 11 | 11/24/25 | 11/24/25 |
| Naphthalene | ND | | ug/L | 10 | 3.6 | 11/24/25 | 11/24/25 |
| Cresol | ND | | ug/L | 10 | | 11/24/25 | 11/24/25 |
| Method: EPA 8270C<br>Prep Method: EPA 3510C | | | | | | | |
| Carbazole | ND | | ug/L | 10 | 2.8 | 11/24/25 | 11/24/25 |
| N-Nitrosodimethylamine | ND | | ug/L | 10 | 2.9 | 11/24/25 | 11/24/25 |
| Aniline | ND | | ug/L | 10 | 2.8 | 11/24/25 | 11/24/25 |
| bis(2-Chloroethyl)ether | ND | | ug/L | 25 | 3.7 | 11/24/25 | 11/24/25 |
| 2-Chlorophenol | ND | | ug/L | 10 | 3.6 | 11/24/25 | 11/24/25 |
| 1,3-Dichlorobenzene | ND | | ug/L | 10 | 3.3 | 11/24/25 | 11/24/25 |
| 1,4-Dichlorobenzene | ND | | ug/L | 10 | 3.4 | 11/24/25 | 11/24/25 |
| Benzyl alcohol | ND | | ug/L | 25 | 5.8 | 11/24/25 | 11/24/25 |
| 1,2-Dichlorobenzene | ND | | ug/L | 10 | 3.3 | 11/24/25 | 11/24/25 |
| bis(2-Chloroisopropyl) ether | ND | | ug/L | 10 | 3.8 | 11/24/25 | 11/24/25 |
| N-Nitroso-di-n-propylamine | ND | | ug/L | 10 | 3.9 | 11/24/25 | 11/24/25 |
| Hexachloroethane | ND | | ug/L | 10 | 3.0 | 11/24/25 | 11/24/25 |
| Nitrobenzene | ND | | ug/L | 25 | 8.4 | 11/24/25 | 11/24/25 |
| Isophorone | ND | | ug/L | 10 | 3.7 | 11/24/25 | 11/24/25 |
| 2-Nitrophenol | ND | | ug/L | 10 | 5.4 | 11/24/25 | 11/24/25 |
| 2,4-Dimethylphenol | ND | | ug/L | 10 | 3.2 | 11/24/25 | 11/24/25 |
| bis(2-Chloroethoxy)methane | ND | | ug/L | 10 | 3.7 | 11/24/25 | 11/24/25 |
| 2,4-Dichlorophenol | ND | | ug/L | 10 | 3.7 | 11/24/25 | 11/24/25 |
| 1,2,4-Trichlorobenzene | ND | | ug/L | 10 | 3.4 | 11/24/25 | 11/24/25 |
| 4-Chloroaniline | ND | | ug/L | 10 | 3.1 | 11/24/25 | 11/24/25 |
| Hexachlorobutadiene | ND | | ug/L | 10 | 2.2 | 11/24/25 | 11/24/25 |
| 4-Chloro-3-methylphenol | ND | | ug/L | 10 | 3.6 | 11/24/25 | 11/24/25 |
| 2-Methylnaphthalene | ND | | ug/L | 10 | 3.4 | 11/24/25 | 11/24/25 |
| Hexachlorocyclopentadiene | ND | | ug/L | 25 | 7.8 | 11/24/25 | 11/24/25 |
| 2,4,6-Trichlorophenol | ND | | ug/L | 10 | 4.1 | 11/24/25 | 11/24/25 |
| 2,4,5-Trichlorophenol | ND | | ug/L | 10 | 3.7 | 11/24/25 | 11/24/25 |
| 2-Chloronaphthalene | ND | | ug/L | 10 | 3.4 | 11/24/25 | 11/24/25 |
| 2-Nitroaniline | ND | | ug/L | 50 | 4.3 | 11/24/25 | 11/24/25 |
| Dimethylphthalate | ND | | ug/L | 10 | 3.4 | 11/24/25 | 11/24/25 |
| Acenaphthylene | ND | | ug/L | 10 | 3.9 | 11/24/25 | 11/24/25 |
| 2,6-Dinitrotoluene | ND | | ug/L | 10 | 4.4 | 11/24/25 | 11/24/25 |
| 3-Nitroaniline | ND | | ug/L | 10 | 4.0 | 11/24/25 | 11/24/25 |
| Acenaphthene | ND | | ug/L | 10 | 3.2 | 11/24/25 | 11/24/25 |
| 2,4-Dinitrophenol | ND | | ug/L | 50 | 15 | 11/24/25 | 11/24/25 |
| 4-Nitrophenol | ND | | ug/L | 10 | 8.5 | 11/24/25 | 11/24/25 |
| Dibenzofuran | ND | | ug/L | 10 | 3.2 | 11/24/25 | 11/24/25 |

ENTHALPY ANALYTICAL

# Batch QC

| QC1316396 Analyte | Result | Qual | Units | RL | MDL | Prepared | Analyzed |
|---|---|---|---|---|---|---|---|
| 2,4-Dinitrotoluene | ND | | ug/L | 10 | 4.3 | 11/24/25 | 11/24/25 |
| Diethylphthalate | ND | | ug/L | 10 | 2.9 | 11/24/25 | 11/24/25 |
| Fluorene | ND | | ug/L | 10 | 3.1 | 11/24/25 | 11/24/25 |
| 4-Chlorophenyl-phenylether | ND | | ug/L | 10 | 3.1 | 11/24/25 | 11/24/25 |
| 4-Nitroaniline | ND | | ug/L | 10 | 3.3 | 11/24/25 | 11/24/25 |
| 4,6-Dinitro-2-methylphenol | ND | | ug/L | 50 | 17 | 11/24/25 | 11/24/25 |
| N-Nitrosodiphenylamine | ND | | ug/L | 10 | 4.0 | 11/24/25 | 11/24/25 |
| 1,2-diphenylhydrazine (as azobenzene) | ND | | ug/L | 10 | 2.9 | 11/24/25 | 11/24/25 |
| 4-Bromophenyl-phenylether | ND | | ug/L | 10 | 3.3 | 11/24/25 | 11/24/25 |
| Hexachlorobenzene | ND | | ug/L | 10 | 3.0 | 11/24/25 | 11/24/25 |
| Pentachlorophenol | ND | | ug/L | 25 | 5.7 | 11/24/25 | 11/24/25 |
| Phenanthrene | ND | | ug/L | 10 | 2.9 | 11/24/25 | 11/24/25 |
| Anthracene | ND | | ug/L | 10 | 2.8 | 11/24/25 | 11/24/25 |
| Di-n-butylphthalate | ND | | ug/L | 10 | 3.0 | 11/24/25 | 11/24/25 |
| Fluoranthene | ND | | ug/L | 10 | 2.8 | 11/24/25 | 11/24/25 |
| Benzidine | ND | | ug/L | 50 | 19 | 11/24/25 | 11/24/25 |
| Pyrene | ND | | ug/L | 10 | 2.7 | 11/24/25 | 11/24/25 |
| Butylbenzylphthalate | ND | | ug/L | 10 | 3.6 | 11/24/25 | 11/24/25 |
| 3,3'-Dichlorobenzidine | ND | | ug/L | 25 | 5.2 | 11/24/25 | 11/24/25 |
| Benzo(a)anthracene | ND | | ug/L | 10 | 2.4 | 11/24/25 | 11/24/25 |
| Chrysene | ND | | ug/L | 10 | 2.5 | 11/24/25 | 11/24/25 |
| bis(2-Ethylhexyl)phthalate | ND | | ug/L | 10 | 3.3 | 11/24/25 | 11/24/25 |
| Di-n-octylphthalate | ND | | ug/L | 10 | 4.7 | 11/24/25 | 11/24/25 |
| Benzo(b)fluoranthene | ND | | ug/L | 10 | 3.0 | 11/24/25 | 11/24/25 |
| Benzo(k)fluoranthene | ND | | ug/L | 10 | 3.1 | 11/24/25 | 11/24/25 |
| Benzo(a)pyrene | ND | | ug/L | 10 | 3.1 | 11/24/25 | 11/24/25 |
| Indeno(1,2,3-cd)pyrene | ND | | ug/L | 10 | 4.2 | 11/24/25 | 11/24/25 |
| Dibenz(a,h)anthracene | ND | | ug/L | 10 | 4.2 | 11/24/25 | 11/24/25 |
| Benzo(g,h,i)perylene | ND | | ug/L | 10 | 4.1 | 11/24/25 | 11/24/25 |
| **Surrogates** | | | | **Limits** | | | |
| 2-Fluorophenol | 49% | | %REC | 15-120 | | 11/24/25 | 11/24/25 |
| Phenol-d6 | 32% | | %REC | 15-120 | | 11/24/25 | 11/24/25 |
| 2,4,6-Tribromophenol | 76% | | %REC | 15-140 | | 11/24/25 | 11/24/25 |
| Nitrobenzene-d5 | 69% | | %REC | 15-123 | | 11/24/25 | 11/24/25 |
| 2-Fluorobiphenyl | 71% | | %REC | 15-120 | | 11/24/25 | 11/24/25 |
| Terphenyl-d14 | 102% | | %REC | 15-120 | | 11/24/25 | 11/24/25 |

ENTHALPY ANALYTICAL

# Batch QC

| | | | | | |
|---|---|---|---|---|---|
| **Type:** | **Lab Control Sample** | **Lab ID:** | **QC1316397** | **Batch:** | **388319** |
| **Matrix:** | **Water** | **Method:** | **EPA 8270C** | **Prep Method:** | **EPA 3510C** |

| QC1316397 Analyte | Result | Spiked | Units | Recovery | Qual | Limits |
|---|---|---|---|---|---|---|
| Phenol | 23.00 | 75.00 | ug/L | 31% | | 14-120 |
| 2-Chlorophenol | 43.49 | 75.00 | ug/L | 58% | | 46-120 |
| 1,4-Dichlorobenzene | 38.33 | 75.00 | ug/L | 51% | | 42-120 |
| 3-,4-Methylphenol | 45.53 | 75.00 | ug/L | 61% | | 40-120 |
| N-Nitroso-di-n-propylamine | 55.23 | 75.00 | ug/L | 74% | | 54-121 |
| 2,4-Dimethylphenol | 49.18 | 75.00 | ug/L | 66% | | 48-120 |
| 1,2,4-Trichlorobenzene | 43.87 | 75.00 | ug/L | 58% | | 45-120 |
| 4-Chloro-3-methylphenol | 61.18 | 75.00 | ug/L | 82% | | 60-121 |
| 2,4,5-Trichlorophenol | 60.26 | 75.00 | ug/L | 80% | | 62-124 |
| Acenaphthene | 55.11 | 75.00 | ug/L | 73% | | 56-120 |
| 4-Nitrophenol | 27.08 | 75.00 | ug/L | 36% | | 17-120 |
| 2,4-Dinitrotoluene | 66.22 | 75.00 | ug/L | 88% | | 69-127 |
| Pentachlorophenol | 52.20 | 75.00 | ug/L | 70% | | 51-120 |
| Pyrene | 64.79 | 75.00 | ug/L | 86% | | 68-123 |
| Chrysene | 64.07 | 75.00 | ug/L | 85% | | 66-120 |
| Benzo(b)fluoranthene | 66.56 | 75.00 | ug/L | 89% | | 67-120 |
| **Surrogates** | | | | | | |
| 2-Fluorophenol | 16.74 | 40.00 | ug/L | 42% | | 15-120 |
| Phenol-d6 | 11.42 | 40.00 | ug/L | 29% | | 15-120 |
| 2,4,6-Tribromophenol | 32.24 | 40.00 | ug/L | 81% | | 15-140 |
| Nitrobenzene-d5 | 25.49 | 40.00 | ug/L | 64% | | 15-123 |
| 2-Fluorobiphenyl | 26.68 | 40.00 | ug/L | 67% | | 15-120 |
| Terphenyl-d14 | 30.85 | 40.00 | ug/L | 77% | | 15-120 |

ENTHALPY ANALYTICAL

# Batch QC

| | | | | | |
|---|---|---|---|---|---|
| **Type:** | **Lab Control Sample Duplicate** | **Lab ID:** | **QC1316398** | **Batch:** | **388319** |
| **Matrix:** | **Water** | **Method:** | **EPA 8270C** | **Prep Method:** | **EPA 3510C** |

| QC1316398 Analyte | Result | Spiked | Units | Recovery | Qual | Limits | RPD | RPD Lim |
|---|---|---|---|---|---|---|---|---|
| Phenol | 23.09 | 75.00 | ug/L | 31% | | 14-120 | 0 | 52 |
| 2-Chlorophenol | 43.28 | 75.00 | ug/L | 58% | | 46-120 | 0 | 52 |
| 1,4-Dichlorobenzene | 37.84 | 75.00 | ug/L | 50% | | 42-120 | 1 | 53 |
| 3-,4-Methylphenol | 45.54 | 75.00 | ug/L | 61% | | 40-120 | 0 | 51 |
| N-Nitroso-di-n-propylamine | 55.03 | 75.00 | ug/L | 73% | | 54-121 | 0 | 52 |
| 2,4-Dimethylphenol | 49.93 | 75.00 | ug/L | 67% | | 48-120 | 2 | 52 |
| 1,2,4-Trichlorobenzene | 42.82 | 75.00 | ug/L | 57% | | 45-120 | 2 | 54 |
| 4-Chloro-3-methylphenol | 63.14 | 75.00 | ug/L | 84% | | 60-121 | 3 | 47 |
| 2,4,5-Trichlorophenol | 61.62 | 75.00 | ug/L | 82% | | 62-124 | 2 | 46 |
| Acenaphthene | 53.85 | 75.00 | ug/L | 72% | | 56-120 | 2 | 46 |
| 4-Nitrophenol | 27.53 | 75.00 | ug/L | 37% | | 17-120 | 2 | 44 |
| 2,4-Dinitrotoluene | 66.00 | 75.00 | ug/L | 88% | | 69-127 | 0 | 40 |
| Pentachlorophenol | 53.02 | 75.00 | ug/L | 71% | | 51-120 | 2 | 42 |
| Pyrene | 63.91 | 75.00 | ug/L | 85% | | 68-123 | 1 | 39 |
| Chrysene | 62.20 | 75.00 | ug/L | 83% | | 66-120 | 3 | 38 |
| Benzo(b)fluoranthene | 64.47 | 75.00 | ug/L | 86% | | 67-120 | 3 | 39 |
| **Surrogates** | | | | | | | | |
| 2-Fluorophenol | 17.50 | 40.00 | ug/L | 44% | | 15-120 | | |
| Phenol-d6 | 11.12 | 40.00 | ug/L | 28% | | 15-120 | | |
| 2,4,6-Tribromophenol | 33.40 | 40.00 | ug/L | 83% | | 15-140 | | |
| Nitrobenzene-d5 | 25.16 | 40.00 | ug/L | 63% | | 15-123 | | |
| 2-Fluorobiphenyl | 26.33 | 40.00 | ug/L | 66% | | 15-120 | | |
| Terphenyl-d14 | 34.16 | 40.00 | ug/L | 85% | | 15-120 | | |

# Batch QC

| Type: Blank | Lab ID: QC1316076 | Batch: 388247 |
|---|---|---|
| Matrix: Water | | |

| QC1316076 Analyte | Result | Qual | Units | RL | MDL | Prepared | Analyzed |
|---|---|---|---|---|---|---|---|
| Method: EPA 8081A<br>Prep Method: EPA 3510C | | | | | | | |
| alpha-BHC | ND | | ug/L | 0.05 | 0.01 | 11/22/25 | 11/25/25 |
| beta-BHC | ND | | ug/L | 0.05 | 0.01 | 11/22/25 | 11/25/25 |
| gamma-BHC | ND | | ug/L | 0.05 | 0.009 | 11/22/25 | 11/25/25 |
| delta-BHC | ND | | ug/L | 0.05 | 0.01 | 11/22/25 | 11/25/25 |
| Heptachlor | ND | | ug/L | 0.05 | 0.01 | 11/22/25 | 11/25/25 |
| Aldrin | ND | | ug/L | 0.05 | 0.01 | 11/22/25 | 11/25/25 |
| Heptachlor epoxide | ND | | ug/L | 0.05 | 0.01 | 11/22/25 | 11/25/25 |
| Endosulfan I | ND | | ug/L | 0.05 | 0.01 | 11/22/25 | 11/25/25 |
| Dieldrin | ND | | ug/L | 0.1 | 0.01 | 11/22/25 | 11/25/25 |
| 4,4'-DDE | ND | | ug/L | 0.1 | 0.01 | 11/22/25 | 11/25/25 |
| Endrin | ND | | ug/L | 0.1 | 0.01 | 11/22/25 | 11/25/25 |
| Endosulfan II | ND | | ug/L | 0.1 | 0.02 | 11/22/25 | 11/25/25 |
| Endosulfan sulfate | ND | | ug/L | 0.1 | 0.01 | 11/22/25 | 11/25/25 |
| 4,4'-DDD | ND | | ug/L | 0.1 | 0.01 | 11/22/25 | 11/25/25 |
| Endrin aldehyde | ND | | ug/L | 0.1 | 0.02 | 11/22/25 | 11/25/25 |
| Endrin ketone | ND | | ug/L | 0.1 | 0.02 | 11/22/25 | 11/25/25 |
| 4,4'-DDT | ND | | ug/L | 0.1 | 0.04 | 11/22/25 | 11/25/25 |
| Methoxychlor | ND | | ug/L | 0.1 | 0.03 | 11/22/25 | 11/25/25 |
| Toxaphene | ND | | ug/L | 2.0 | 0.4 | 11/22/25 | 11/25/25 |
| Chlordane (Technical) | ND | | ug/L | 1.0 | 0.2 | 11/22/25 | 11/25/25 |
| **Surrogates** | | | | **Limits** | | | |
| TCMX | 73% | | %REC | 29-120 | | 11/22/25 | 11/25/25 |
| Decachlorobiphenyl | 95% | | %REC | 33-132 | | 11/22/25 | 11/25/25 |
| Method: EPA 8082<br>Prep Method: EPA 3510C | | | | | | | |
| Aroclor-1016 | ND | | ug/L | 0.50 | 0.30 | 11/22/25 | 11/24/25 |
| Aroclor-1221 | ND | | ug/L | 0.50 | 0.47 | 11/22/25 | 11/24/25 |
| Aroclor-1232 | ND | | ug/L | 0.50 | 0.27 | 11/22/25 | 11/24/25 |
| Aroclor-1242 | ND | | ug/L | 0.50 | 0.29 | 11/22/25 | 11/24/25 |
| Aroclor-1248 | ND | | ug/L | 0.50 | 0.24 | 11/22/25 | 11/24/25 |
| Aroclor-1254 | ND | | ug/L | 0.50 | 0.27 | 11/22/25 | 11/24/25 |
| Aroclor-1260 | ND | | ug/L | 0.50 | 0.33 | 11/22/25 | 11/24/25 |
| Aroclor-1262 | ND | | ug/L | 0.50 | 0.29 | 11/22/25 | 11/24/25 |
| Aroclor-1268 | ND | | ug/L | 0.50 | 0.26 | 11/22/25 | 11/24/25 |
| **Surrogates** | | | | **Limits** | | | |
| Decachlorobiphenyl (PCB) | 80% | | %REC | 28-138 | | 11/22/25 | 11/24/25 |

ENTHALPY ANALYTICAL

# Batch QC

| | | | | | |
|---|---|---|---|---|---|
| **Type:** | **Lab Control Sample** | **Lab ID:** | **QC1316077** | **Batch:** | **388247** |
| **Matrix:** | **Water** | **Method:** | **EPA 8081A** | **Prep Method:** | **EPA 3510C** |

| QC1316077 Analyte | Result | Spiked | Units | Recovery | Qual | Limits |
|---|---|---|---|---|---|---|
| alpha-BHC | 0.5498 | 0.5000 | ug/L | 110% | | 66-121 |
| beta-BHC | 0.5066 | 0.5000 | ug/L | 101% | | 73-120 |
| gamma-BHC | 0.5785 | 0.5000 | ug/L | 116% | | 68-125 |
| delta-BHC | 0.5670 | 0.5000 | ug/L | 113% | | 68-131 |
| Heptachlor | 0.5692 | 0.5000 | ug/L | 114% | | 63-120 |
| Aldrin | 0.5365 | 0.5000 | ug/L | 107% | | 56-120 |
| Heptachlor epoxide | 0.5132 | 0.5000 | ug/L | 103% | | 65-120 |
| Endosulfan I | 0.5563 | 0.5000 | ug/L | 111% | | 68-124 |
| Dieldrin | 0.5322 | 0.5000 | ug/L | 106% | | 66-124 |
| 4,4'-DDE | 0.5425 | 0.5000 | ug/L | 109% | | 67-131 |
| Endrin | 0.6000 | 0.5000 | ug/L | 120% | | 68-135 |
| Endosulfan II | 0.5461 | 0.5000 | ug/L | 109% | | 71-130 |
| Endosulfan sulfate | 0.5260 | 0.5000 | ug/L | 105% | | 68-128 |
| 4,4'-DDD | 0.5041 | 0.5000 | ug/L | 101% | | 65-130 |
| Endrin aldehyde | 0.4823 | 0.5000 | ug/L | 96% | | 67-124 |
| Endrin ketone | 0.5420 | 0.5000 | ug/L | 108% | | 69-137 |
| 4,4'-DDT | 0.6144 | 0.5000 | ug/L | 123% | | 65-136 |
| Methoxychlor | 0.6053 | 0.5000 | ug/L | 121% | | 69-150 |
| **Surrogates** | | | | | | |
| TCMX | 0.4207 | 0.5000 | ug/L | 84% | | 29-120 |
| Decachlorobiphenyl | 0.4803 | 0.5000 | ug/L | 96% | | 33-132 |

# Batch QC

| Type: | Lab Control Sample Duplicate | Lab ID: | QC1316078 | Batch: | 388247 |
|---|---|---|---|---|---|
| Matrix: | Water | Method: | EPA 8081A | Prep Method: | EPA 3510C |

| QC1316078 Analyte | Result | Spiked | Units | Recovery | Qual | Limits | RPD | RPD Lim |
|---|---|---|---|---|---|---|---|---|
| alpha-BHC | 0.5537 | 0.5000 | ug/L | 111% | | 66-121 | 1 | 20 |
| beta-BHC | 0.5067 | 0.5000 | ug/L | 101% | | 73-120 | 0 | 20 |
| gamma-BHC | 0.5802 | 0.5000 | ug/L | 116% | | 68-125 | 0 | 20 |
| delta-BHC | 0.5702 | 0.5000 | ug/L | 114% | | 68-131 | 1 | 20 |
| Heptachlor | 0.5726 | 0.5000 | ug/L | 115% | | 63-120 | 1 | 24 |
| Aldrin | 0.5425 | 0.5000 | ug/L | 108% | | 56-120 | 1 | 30 |
| Heptachlor epoxide | 0.5170 | 0.5000 | ug/L | 103% | | 65-120 | 1 | 20 |
| Endosulfan I | 0.5621 | 0.5000 | ug/L | 112% | | 68-124 | 1 | 20 |
| Dieldrin | 0.5394 | 0.5000 | ug/L | 108% | | 66-124 | 1 | 22 |
| 4,4'-DDE | 0.5454 | 0.5000 | ug/L | 109% | | 67-131 | 1 | 21 |
| Endrin | 0.6043 | 0.5000 | ug/L | 121% | | 68-135 | 1 | 20 |
| Endosulfan II | 0.5587 | 0.5000 | ug/L | 112% | | 71-130 | 2 | 21 |
| Endosulfan sulfate | 0.5306 | 0.5000 | ug/L | 106% | | 68-128 | 1 | 21 |
| 4,4'-DDD | 0.5055 | 0.5000 | ug/L | 101% | | 65-130 | 0 | 22 |
| Endrin aldehyde | 0.4864 | 0.5000 | ug/L | 97% | | 67-124 | 1 | 20 |
| Endrin ketone | 0.5487 | 0.5000 | ug/L | 110% | | 69-137 | 1 | 21 |
| 4,4'-DDT | 0.6207 | 0.5000 | ug/L | 124% | | 65-136 | 1 | 23 |
| Methoxychlor | 0.6072 | 0.5000 | ug/L | 121% | | 69-150 | 0 | 23 |
| **Surrogates** | | | | | | | | |
| TCMX | 0.4265 | 0.5000 | ug/L | 85% | | 29-120 | | |
| Decachlorobiphenyl | 0.4863 | 0.5000 | ug/L | 97% | | 33-132 | | |

| Type: | Lab Control Sample | Lab ID: | QC1316079 | Batch: | 388247 |
|---|---|---|---|---|---|
| Matrix: | Water | Method: | EPA 8082 | Prep Method: | EPA 3510C |

| QC1316079 Analyte | Result | Spiked | Units | Recovery | Qual | Limits |
|---|---|---|---|---|---|---|
| Aroclor-1016 | 4.631 | 5.000 | ug/L | 93% | | 69-120 |
| Aroclor-1260 | 4.659 | 5.000 | ug/L | 93% | | 72-124 |
| **Surrogates** | | | | | | |
| Decachlorobiphenyl (PCB) | 0.4703 | 0.5000 | ug/L | 94% | | 28-138 |

| Type: | Lab Control Sample Duplicate | Lab ID: | QC1316080 | Batch: | 388247 |
|---|---|---|---|---|---|
| Matrix: | Water | Method: | EPA 8082 | Prep Method: | EPA 3510C |

| QC1316080 Analyte | Result | Spiked | Units | Recovery | Qual | Limits | RPD | RPD Lim |
|---|---|---|---|---|---|---|---|---|
| Aroclor-1016 | 4.545 | 5.000 | ug/L | 91% | | 69-120 | 2 | 22 |
| Aroclor-1260 | 4.492 | 5.000 | ug/L | 90% | | 72-124 | 4 | 25 |
| **Surrogates** | | | | | | | | |
| Decachlorobiphenyl (PCB) | 0.4502 | 0.5000 | ug/L | 90% | | 28-138 | | |

ENTHALPY ANALYTICAL

# Batch QC

| | | | | | |
|---|---|---|---|---|---|
| **Type:** | **Lab Control Sample** | **Lab ID:** | **QC1316004** | **Batch:** | **388227** |
| **Matrix:** | **Water** | **Method:** | **EPA 8260B** | **Prep Method:** | **EPA 5030B** |

| QC1316004 Analyte | Result | Spiked | Units | Recovery | Qual | Limits |
|---|---|---|---|---|---|---|
| 1,1-Dichloroethene | 57.22 | 50.00 | ug/L | 114% | | 69-128 |
| MTBE | 65.59 | 50.00 | ug/L | 131% | b,* | 66-125 |
| Benzene | 53.16 | 50.00 | ug/L | 106% | | 76-121 |
| Trichloroethene | 51.58 | 50.00 | ug/L | 103% | | 76-124 |
| Toluene | 49.37 | 50.00 | ug/L | 99% | | 76-120 |
| Chlorobenzene | 52.67 | 50.00 | ug/L | 105% | | 78-120 |
| **Surrogates** | | | | | | |
| Dibromofluoromethane | 49.84 | 50.00 | ug/L | 100% | | 70-130 |
| 1,2-Dichloroethane-d4 | 46.50 | 50.00 | ug/L | 93% | | 70-130 |
| Toluene-d8 | 47.09 | 50.00 | ug/L | 94% | | 70-130 |
| Bromofluorobenzene | 49.40 | 50.00 | ug/L | 99% | | 70-130 |

ENTHALPY ANALYTICAL

# Batch QC

| | | | |
|---|---|---|---|
| **Type:** Blank | **Lab ID:** QC1316006 | **Batch:** 388227 | |
| **Matrix:** Water | **Method:** EPA 8260B | **Prep Method:** EPA 5030B | |

| QC1316006 Analyte | Result | Qual | Units | RL | MDL | Prepared | Analyzed |
|---|---|---|---|---|---|---|---|
| Carbon Disulfide | ND | | ug/L | 5.0 | 0.3 | 11/22/25 | 11/22/25 |
| Chloroprene | ND | | ug/L | 200 | 1.5 | 11/22/25 | 11/22/25 |
| 3-Chloropropene | ND | | ug/L | 5.0 | 0.2 | 11/22/25 | 11/22/25 |
| Ethyl methacrylate | ND | | ug/L | 50 | 1.0 | 11/22/25 | 11/22/25 |
| Ethanol | ND | | ug/L | 500 | 180 | 11/22/25 | 11/22/25 |
| 2-Hexanone | ND | | ug/L | 5.0 | 0.6 | 11/22/25 | 11/22/25 |
| Isopropanol (IPA) | ND | | ug/L | 200 | 90 | 11/22/25 | 11/22/25 |
| Methyl acrylonitrile | ND | | ug/L | 35 | 1.3 | 11/22/25 | 11/22/25 |
| Vinyl Acetate | ND | | ug/L | 50 | 1.6 | 11/22/25 | 11/22/25 |
| Acrolein | ND | | ug/L | 200 | 1.2 | 11/22/25 | 11/22/25 |
| Acrylonitrile | ND | | ug/L | 10 | 0.2 | 11/22/25 | 11/22/25 |
| Freon 12 | ND | | ug/L | 5.0 | 0.2 | 11/22/25 | 11/22/25 |
| Chloromethane | ND | | ug/L | 5.0 | 0.1 | 11/22/25 | 11/22/25 |
| Vinyl Chloride | ND | | ug/L | 5.0 | 0.2 | 11/22/25 | 11/22/25 |
| Bromomethane | ND | | ug/L | 5.0 | 0.3 | 11/22/25 | 11/22/25 |
| Chloroethane | ND | | ug/L | 5.0 | 0.3 | 11/22/25 | 11/22/25 |
| Trichlorofluoromethane | ND | | ug/L | 5.0 | 0.2 | 11/22/25 | 11/22/25 |
| Iodomethane | ND | | ug/L | 5.0 | | 11/22/25 | 11/22/25 |
| Acetone | ND | | ug/L | 100 | 2.1 | 11/22/25 | 11/22/25 |
| Freon 113 | ND | | ug/L | 5.0 | 0.1 | 11/22/25 | 11/22/25 |
| 1,1-Dichloroethene | ND | | ug/L | 5.0 | 0.2 | 11/22/25 | 11/22/25 |
| Methylene Chloride | ND | | ug/L | 10 | 0.4 | 11/22/25 | 11/22/25 |
| MTBE | ND | | ug/L | 5.0 | 0.1 | 11/22/25 | 11/22/25 |
| trans-1,2-Dichloroethene | ND | | ug/L | 5.0 | 0.2 | 11/22/25 | 11/22/25 |
| 1,1-Dichloroethane | ND | | ug/L | 5.0 | 0.1 | 11/22/25 | 11/22/25 |
| 2-Butanone | ND | | ug/L | 10 | 0.6 | 11/22/25 | 11/22/25 |
| cis-1,2-Dichloroethene | ND | | ug/L | 5.0 | 0.2 | 11/22/25 | 11/22/25 |
| 2,2-Dichloropropane | ND | | ug/L | 5.0 | 0.2 | 11/22/25 | 11/22/25 |
| Chloroform | ND | | ug/L | 5.0 | 0.1 | 11/22/25 | 11/22/25 |
| Bromochloromethane | ND | | ug/L | 5.0 | 0.2 | 11/22/25 | 11/22/25 |
| 1,1,1-Trichloroethane | ND | | ug/L | 5.0 | 0.1 | 11/22/25 | 11/22/25 |
| 1,1-Dichloropropene | ND | | ug/L | 5.0 | 0.1 | 11/22/25 | 11/22/25 |
| Carbon Tetrachloride | ND | | ug/L | 5.0 | 0.1 | 11/22/25 | 11/22/25 |
| 1,2-Dichloroethane | ND | | ug/L | 5.0 | 0.1 | 11/22/25 | 11/22/25 |
| Benzene | ND | | ug/L | 1.0 | 0.1 | 11/22/25 | 11/22/25 |
| Trichloroethene | ND | | ug/L | 5.0 | 0.1 | 11/22/25 | 11/22/25 |
| 1,2-Dichloropropane | ND | | ug/L | 5.0 | 0.1 | 11/22/25 | 11/22/25 |
| Bromodichloromethane | ND | | ug/L | 5.0 | 0.2 | 11/22/25 | 11/22/25 |
| Dibromomethane | ND | | ug/L | 5.0 | 0.2 | 11/22/25 | 11/22/25 |
| 4-Methyl-2-Pentanone | ND | | ug/L | 5.0 | 0.5 | 11/22/25 | 11/22/25 |
| cis-1,3-Dichloropropene | ND | | ug/L | 5.0 | 0.1 | 11/22/25 | 11/22/25 |
| Toluene | ND | | ug/L | 5.0 | 0.2 | 11/22/25 | 11/22/25 |
| trans-1,3-Dichloropropene | ND | | ug/L | 5.0 | 0.1 | 11/22/25 | 11/22/25 |
| 1,1,2-Trichloroethane | ND | | ug/L | 5.0 | 0.1 | 11/22/25 | 11/22/25 |
| 1,3-Dichloropropane | ND | | ug/L | 5.0 | 0.1 | 11/22/25 | 11/22/25 |
| Tetrachloroethene | ND | | ug/L | 5.0 | 0.09 | 11/22/25 | 11/22/25 |
| Dibromochloromethane | ND | | ug/L | 5.0 | 0.09 | 11/22/25 | 11/22/25 |

ENTHALPY ANALYTICAL

## Batch QC

| QC1316006 Analyte | Result | Qual | Units | RL | MDL | Prepared | Analyzed |
|---|---|---|---|---|---|---|---|
| 1,2-Dibromoethane | ND | | ug/L | 5.0 | 0.09 | 11/22/25 | 11/22/25 |
| Chlorobenzene | ND | | ug/L | 5.0 | 0.1 | 11/22/25 | 11/22/25 |
| 1,1,1,2-Tetrachloroethane | ND | | ug/L | 5.0 | 0.09 | 11/22/25 | 11/22/25 |
| Ethylbenzene | ND | | ug/L | 5.0 | 0.1 | 11/22/25 | 11/22/25 |
| m,p-Xylenes | ND | | ug/L | 5.0 | 0.3 | 11/22/25 | 11/22/25 |
| o-Xylene | ND | | ug/L | 5.0 | 0.1 | 11/22/25 | 11/22/25 |
| Styrene | ND | | ug/L | 5.0 | 0.2 | 11/22/25 | 11/22/25 |
| Bromoform | ND | | ug/L | 5.0 | 0.1 | 11/22/25 | 11/22/25 |
| Isopropylbenzene | ND | | ug/L | 5.0 | 0.1 | 11/22/25 | 11/22/25 |
| 1,1,2,2-Tetrachloroethane | ND | | ug/L | 5.0 | 0.09 | 11/22/25 | 11/22/25 |
| 1,2,3-Trichloropropane | ND | | ug/L | 5.0 | 0.1 | 11/22/25 | 11/22/25 |
| Propylbenzene | ND | | ug/L | 5.0 | 0.1 | 11/22/25 | 11/22/25 |
| Bromobenzene | ND | | ug/L | 5.0 | 0.1 | 11/22/25 | 11/22/25 |
| 1,3,5-Trimethylbenzene | ND | | ug/L | 5.0 | 0.1 | 11/22/25 | 11/22/25 |
| 2-Chlorotoluene | ND | | ug/L | 5.0 | 0.1 | 11/22/25 | 11/22/25 |
| 4-Chlorotoluene | ND | | ug/L | 5.0 | 0.1 | 11/22/25 | 11/22/25 |
| tert-Butylbenzene | ND | | ug/L | 5.0 | 0.1 | 11/22/25 | 11/22/25 |
| 1,2,4-Trimethylbenzene | ND | | ug/L | 5.0 | 0.1 | 11/22/25 | 11/22/25 |
| sec-Butylbenzene | ND | | ug/L | 5.0 | 0.1 | 11/22/25 | 11/22/25 |
| para-Isopropyl Toluene | ND | | ug/L | 5.0 | 0.1 | 11/22/25 | 11/22/25 |
| 1,3-Dichlorobenzene | ND | | ug/L | 5.0 | 0.1 | 11/22/25 | 11/22/25 |
| 1,4-Dichlorobenzene | ND | | ug/L | 5.0 | 0.1 | 11/22/25 | 11/22/25 |
| n-Butylbenzene | ND | | ug/L | 5.0 | 0.1 | 11/22/25 | 11/22/25 |
| 1,2-Dichlorobenzene | ND | | ug/L | 5.0 | 0.1 | 11/22/25 | 11/22/25 |
| 1,2-Dibromo-3-Chloropropane | ND | | ug/L | 5.0 | 0.2 | 11/22/25 | 11/22/25 |
| 1,2,4-Trichlorobenzene | ND | | ug/L | 5.0 | 0.1 | 11/22/25 | 11/22/25 |
| Hexachlorobutadiene | ND | | ug/L | 5.0 | 0.2 | 11/22/25 | 11/22/25 |
| 1,2,3-Trichlorobenzene | ND | | ug/L | 5.0 | 0.1 | 11/22/25 | 11/22/25 |
| cis-1,4-Dichloro-2-butene | ND | | ug/L | 5.0 | 0.2 | 11/22/25 | 11/22/25 |
| trans-1,4-Dichloro-2-butene | ND | | ug/L | 5.0 | 0.3 | 11/22/25 | 11/22/25 |
| Xylene (total) | ND | | ug/L | 5.0 | | 11/22/25 | 11/22/25 |
| **Surrogates** | | | | **Limits** | | | |
| Dibromofluoromethane | 102% | | %REC | 70-130 | | 11/22/25 | 11/22/25 |
| 1,2-Dichloroethane-d4 | 97% | | %REC | 70-130 | | 11/22/25 | 11/22/25 |
| Toluene-d8 | 99% | | %REC | 70-130 | | 11/22/25 | 11/22/25 |
| Bromofluorobenzene | 102% | | %REC | 70-130 | | 11/22/25 | 11/22/25 |

ENTHALPY ANALYTICAL

# Batch QC

| Type: | Matrix Spike | Lab ID: | QC1316103 | Batch: | 388227 |
|---|---|---|---|---|---|
| Matrix (Source ID): | Water (547356-001) | Method: | EPA 8260B | Prep Method: | EPA 5030B |

| QC1316103 Analyte | Result | Source Sample Result | Spiked | Units | Recovery | Qual | Limits | DF |
|---|---|---|---|---|---|---|---|---|
| 1,1-Dichloroethene | 22.98 | ND | 20.00 | ug/L | 115% | | 62-131 | 1 |
| MTBE | 24.66 | ND | 20.00 | ug/L | 123% | b | 61-124 | 1 |
| Benzene | 22.10 | ND | 20.00 | ug/L | 111% | | 70-123 | 1 |
| Trichloroethene | 24.32 | ND | 20.00 | ug/L | 122% | | 65-131 | 1 |
| Toluene | 21.70 | 0.3236 | 20.00 | ug/L | 107% | | 69-120 | 1 |
| Chlorobenzene | 21.92 | ND | 20.00 | ug/L | 110% | | 72-121 | 1 |
| **Surrogates** | | | | | | | | |
| Dibromofluoromethane | 50.14 | | 50.00 | ug/L | 100% | | 70-130 | 1 |
| 1,2-Dichloroethane-d4 | 48.82 | | 50.00 | ug/L | 98% | | 70-130 | 1 |
| Toluene-d8 | 50.36 | | 50.00 | ug/L | 101% | | 70-130 | 1 |
| Bromofluorobenzene | 52.22 | | 50.00 | ug/L | 104% | | 70-130 | 1 |

| Type: | Matrix Spike Duplicate | Lab ID: | QC1316104 | Batch: | 388227 |
|---|---|---|---|---|---|
| Matrix (Source ID): | Water (547356-001) | Method: | EPA 8260B | Prep Method: | EPA 5030B |

| QC1316104 Analyte | Result | Source Sample Result | Spiked | Units | Recovery | Qual | Limits | RPD | RPD Lim | DF |
|---|---|---|---|---|---|---|---|---|---|---|
| 1,1-Dichloroethene | 22.65 | ND | 20.00 | ug/L | 113% | | 62-131 | 1 | 31 | 1 |
| MTBE | 24.43 | ND | 20.00 | ug/L | 122% | b | 61-124 | 1 | 30 | 1 |
| Benzene | 21.52 | ND | 20.00 | ug/L | 108% | | 70-123 | 3 | 31 | 1 |
| Trichloroethene | 22.47 | ND | 20.00 | ug/L | 112% | | 65-131 | 8 | 31 | 1 |
| Toluene | 20.16 | 0.3236 | 20.00 | ug/L | 99% | | 69-120 | 7 | 29 | 1 |
| Chlorobenzene | 21.41 | ND | 20.00 | ug/L | 107% | | 72-121 | 2 | 29 | 1 |
| **Surrogates** | | | | | | | | | | |
| Dibromofluoromethane | 50.92 | | 50.00 | ug/L | 102% | | 70-130 | | | 1 |
| 1,2-Dichloroethane-d4 | 49.55 | | 50.00 | ug/L | 99% | | 70-130 | | | 1 |
| Toluene-d8 | 49.12 | | 50.00 | ug/L | 98% | | 70-130 | | | 1 |
| Bromofluorobenzene | 50.11 | | 50.00 | ug/L | 100% | | 70-130 | | | 1 |

| Type: | Blank | Lab ID: | QC1316168 | Batch: | 388265 |
|---|---|---|---|---|---|
| Matrix: | Water | Method: | EPA 8270C-SIM | Prep Method: | EPA 3535 |

| QC1316168 Analyte | Result | Qual | Units | RL | MDL | Prepared | Analyzed |
|---|---|---|---|---|---|---|---|
| 1,4-Dioxane | ND | | ug/L | 1.0 | 0.84 | 11/23/25 | 11/24/25 |
| **Surrogates** | | | | **Limits** | | | |
| 1,4-Dioxane-d8 (SUR) | 100% | | %REC | 80-120 | | 11/23/25 | 11/24/25 |

ENTHALPY ANALYTICAL

# Batch QC

| | | | | | |
|---|---|---|---|---|---|
| **Type:** | **Lab Control Sample** | **Lab ID:** | **QC1316169** | **Batch:** | **388265** |
| **Matrix:** | **Water** | **Method:** | **EPA 8270C-SIM** | **Prep Method:** | **EPA 3535** |

| QC1316169 Analyte | Result | Spiked | Units | Recovery | Qual | Limits |
|---|---|---|---|---|---|---|
| 1,4-Dioxane | 9.438 | 10.00 | ug/L | 94% | | 79-120 |
| **Surrogates** | | | | | | |
| 1,4-Dioxane-d8 (SUR) | 9.913 | 10.00 | ug/L | 99% | | 80-120 |

| | | | | | |
|---|---|---|---|---|---|
| **Type:** | **Lab Control Sample Duplicate** | **Lab ID:** | **QC1316170** | **Batch:** | **388265** |
| **Matrix:** | **Water** | **Method:** | **EPA 8270C-SIM** | **Prep Method:** | **EPA 3535** |

| QC1316170 Analyte | Result | Spiked | Units | Recovery | Qual | Limits | RPD | RPD Lim |
|---|---|---|---|---|---|---|---|---|
| 1,4-Dioxane | 9.407 | 10.00 | ug/L | 94% | | 79-120 | 0 | 20 |
| **Surrogates** | | | | | | | | |
| 1,4-Dioxane-d8 (SUR) | 10.37 | 10.00 | ug/L | 104% | | 80-120 | | |

| | | | | | |
|---|---|---|---|---|---|
| **Type:** | **Blank** | **Lab ID:** | **QC1317454** | **Batch:** | **388626** |
| **Matrix:** | **Water** | **Method:** | **SM 4500-CN-E** | **Prep Method:** | **METHOD** |

| QC1317454 Analyte | Result | Qual | Units | RL | MDL | Prepared | Analyzed |
|---|---|---|---|---|---|---|---|
| Cyanide | ND | | mg/L | 0.0050 | 0.0017 | 11/26/25 | 12/01/25 |

| | | | | | |
|---|---|---|---|---|---|
| **Type:** | **Lab Control Sample** | **Lab ID:** | **QC1317455** | **Batch:** | **388626** |
| **Matrix:** | **Water** | **Method:** | **SM 4500-CN-E** | **Prep Method:** | **METHOD** |

| QC1317455 Analyte | Result | Spiked | Units | Recovery | Qual | Limits |
|---|---|---|---|---|---|---|
| Cyanide | 0.1034 | 0.1000 | mg/L | 103% | | 85-115 |

| | | | | | |
|---|---|---|---|---|---|
| **Type:** | **Matrix Spike** | **Lab ID:** | **QC1317469** | **Batch:** | **388626** |
| **Matrix (Source ID):** | **Water (547505-001)** | **Method:** | **SM 4500-CN-E** | **Prep Method:** | **METHOD** |

| QC1317469 Analyte | Result | Source Sample Result | Spiked | Units | Recovery | Qual | Limits | DF |
|---|---|---|---|---|---|---|---|---|
| Cyanide | 0.1025 | ND | 0.1000 | mg/L | 102% | | 80-120 | 0.5 |

| | | | | | |
|---|---|---|---|---|---|
| **Type:** | **Matrix Spike Duplicate** | **Lab ID:** | **QC1317470** | **Batch:** | **388626** |
| **Matrix (Source ID):** | **Water (547505-001)** | **Method:** | **SM 4500-CN-E** | **Prep Method:** | **METHOD** |

| QC1317470 Analyte | Result | Source Sample Result | Spiked | Units | Recovery | Qual | Limits | RPD | RPD Lim | DF |
|---|---|---|---|---|---|---|---|---|---|---|
| Cyanide | 0.1053 | ND | 0.1000 | mg/L | 105% | | 80-120 | 3 | 20 | 0.5 |

ENTHALPY ANALYTICAL

# Batch QC

| | | | | | |
|---|---|---|---|---|---|
| **Type:** | **Blank** | **Lab ID:** | **QC1318844** | **Batch:** | **389051** |
| **Matrix:** | **Water** | **Method:** | **SM 4500-CN-E** | **Prep Method:** | **METHOD** |

| QC1318844 Analyte | Result | Qual | Units | RL | MDL | Prepared | Analyzed |
|---|---|---|---|---|---|---|---|
| Cyanide | ND | | mg/L | 0.0050 | 0.0017 | 12/03/25 | 12/03/25 |

| | | | | | |
|---|---|---|---|---|---|
| **Type:** | **Lab Control Sample** | **Lab ID:** | **QC1318845** | **Batch:** | **389051** |
| **Matrix:** | **Water** | **Method:** | **SM 4500-CN-E** | **Prep Method:** | **METHOD** |

| QC1318845 Analyte | Result | Spiked | Units | Recovery | Qual | Limits |
|---|---|---|---|---|---|---|
| Cyanide | 0.09981 | 0.1000 | mg/L | 100% | | 85-115 |

| | | | | | |
|---|---|---|---|---|---|
| **Type:** | **Matrix Spike** | **Lab ID:** | **QC1318849** | **Batch:** | **389051** |
| **Matrix (Source ID):** | **Water (547399-001)** | **Method:** | **SM 4500-CN-E** | **Prep Method:** | **METHOD** |

| QC1318849 Analyte | Result | Source Sample Result | Spiked | Units | Recovery | Qual | Limits | DF |
|---|---|---|---|---|---|---|---|---|
| Cyanide | 0.1018 | ND | 0.1000 | mg/L | 102% | | 80-120 | 0.5 |

| | | | | | |
|---|---|---|---|---|---|
| **Type:** | **Matrix Spike Duplicate** | **Lab ID:** | **QC1318850** | **Batch:** | **389051** |
| **Matrix (Source ID):** | **Water (547399-001)** | **Method:** | **SM 4500-CN-E** | **Prep Method:** | **METHOD** |

| QC1318850 Analyte | Result | Source Sample Result | Spiked | Units | Recovery | Qual | Limits | RPD | RPD Lim | DF |
|---|---|---|---|---|---|---|---|---|---|---|
| Cyanide | 0.1010 | ND | 0.1000 | mg/L | 101% | | 80-120 | 1 | 20 | 0.5 |

| | | | | | |
|---|---|---|---|---|---|
| **Type:** | **Matrix Spike** | **Lab ID:** | **QC1318851** | **Batch:** | **389051** |
| **Matrix (Source ID):** | **Water (547506-001)** | **Method:** | **SM 4500-CN-E** | **Prep Method:** | **METHOD** |

| QC1318851 Analyte | Result | Source Sample Result | Spiked | Units | Recovery | Qual | Limits | DF |
|---|---|---|---|---|---|---|---|---|
| Cyanide | 0.09940 | ND | 0.1000 | mg/L | 99% | | 80-120 | 0.5 |

| | | | | | |
|---|---|---|---|---|---|
| **Type:** | **Matrix Spike Duplicate** | **Lab ID:** | **QC1318852** | **Batch:** | **389051** |
| **Matrix (Source ID):** | **Water (547506-001)** | **Method:** | **SM 4500-CN-E** | **Prep Method:** | **METHOD** |

| QC1318852 Analyte | Result | Source Sample Result | Spiked | Units | Recovery | Qual | Limits | RPD | RPD Lim | DF |
|---|---|---|---|---|---|---|---|---|---|---|
| Cyanide | 0.1029 | ND | 0.1000 | mg/L | 103% | | 80-120 | 3 | 20 | 0.5 |

| | | | | | |
|---|---|---|---|---|---|
| **Type:** | **Blank** | **Lab ID:** | **QC1315850** | **Batch:** | **388182** |
| **Matrix:** | **Water** | **Method:** | **SM 4500-S2-D** | **Prep Method:** | **METHOD** |

| QC1315850 Analyte | Result | Qual | Units | RL | MDL | Prepared | Analyzed |
|---|---|---|---|---|---|---|---|
| Sulfide | ND | | mg/L | 0.10 | | 11/21/25 | 11/21/25 |

ENTHALPY ANALYTICAL

# Batch QC

**Type:** Lab Control Sample **Lab ID:** QC1315851 **Batch:** 388182
**Matrix:** Water **Method:** SM 4500-S2-D **Prep Method:** METHOD

| QC1315851 Analyte | Result | Spiked | Units | Recovery | Qual | Limits |
|---|---|---|---|---|---|---|
| Sulfide | 0.9000 | 1.000 | mg/L | 90% | | 90-110 |

**Type:** Matrix Spike **Lab ID:** QC1315852 **Batch:** 388182
**Matrix (Source ID):** Water (547242-001) **Method:** SM 4500-S2-D **Prep Method:** METHOD

| QC1315852 Analyte | Result | Source Sample Result | Spiked | Units | Recovery | Qual | Limits | DF |
|---|---|---|---|---|---|---|---|---|
| Sulfide | 0.9000 | ND | 1.000 | mg/L | 90% | | 80-120 | 1 |

**Type:** Matrix Spike Duplicate **Lab ID:** QC1315853 **Batch:** 388182
**Matrix (Source ID):** Water (547242-001) **Method:** SM 4500-S2-D **Prep Method:** METHOD

| QC1315853 Analyte | Result | Source Sample Result | Spiked | Units | Recovery | Qual | Limits | RPD | RPD Lim | DF |
|---|---|---|---|---|---|---|---|---|---|---|
| Sulfide | 0.9000 | ND | 1.000 | mg/L | 90% | | 80-120 | 0 | 20 | 1 |

**Type:** Blank **Lab ID:** QC1316355 **Batch:** 388309
**Matrix:** Water **Method:** SM 5310B **Prep Method:** SM 5310B

| QC1316355 Analyte | Result | Qual | Units | RL | MDL | Prepared | Analyzed |
|---|---|---|---|---|---|---|---|
| Total Organic Carbon | ND | | mg/L | 1.0 | 0.49 | 11/24/25 | 11/24/25 |

**Type:** Lab Control Sample **Lab ID:** QC1316356 **Batch:** 388309
**Matrix:** Water **Method:** SM 5310B **Prep Method:** SM 5310B

| QC1316356 Analyte | Result | Spiked | Units | Recovery | Qual | Limits |
|---|---|---|---|---|---|---|
| Total Organic Carbon | 23.13 | 25.00 | mg/L | 93% | | 85-115 |

**Type:** Matrix Spike **Lab ID:** QC1316371 **Batch:** 388309
**Matrix (Source ID):** Water (547308-001) **Method:** SM 5310B **Prep Method:** SM 5310B

| QC1316371 Analyte | Result | Source Sample Result | Spiked | Units | Recovery | Qual | Limits | DF |
|---|---|---|---|---|---|---|---|---|
| Total Organic Carbon | 28.25 | 4.658 | 25.00 | mg/L | 94% | | 75-125 | 1 |

**Type:** Matrix Spike Duplicate **Lab ID:** QC1316372 **Batch:** 388309
**Matrix (Source ID):** Water (547308-001) **Method:** SM 5310B **Prep Method:** SM 5310B

| QC1316372 Analyte | Result | Source Sample Result | Spiked | Units | Recovery | Qual | Limits | RPD | RPD Lim | DF |
|---|---|---|---|---|---|---|---|---|---|---|
| Total Organic Carbon | 29.41 | 4.658 | 25.00 | mg/L | 99% | | 75-125 | 4 | 25 | 1 |

ENTHALPY ANALYTICAL

# Batch QC

| Type: | Sample Duplicate | Lab ID: | QC1315390 | Batch: | 388036 |
|---|---|---|---|---|---|
| Matrix (Source ID): | Water (547308-001) | Method: | SM2130B | | |

| QC1315390 Analyte | Result | Source Sample Result | Units | Qual | RPD | RPD Lim | DF |
|---|---|---|---|---|---|---|---|
| Turbidity | 7.860 | 8.130 | NTU | | 3 | 20 | 1 |

| Type: | Sample Duplicate | Lab ID: | QC1315440 | Batch: | 388036 |
|---|---|---|---|---|---|
| Matrix (Source ID): | Water (547395-001) | Method: | SM2130B | | |

| QC1315440 Analyte | Result | Source Sample Result | Units | Qual | RPD | RPD Lim | DF |
|---|---|---|---|---|---|---|---|
| Turbidity | ND | ND | NTU | | | 20 | 1 |

| Type: | Sample Duplicate | Lab ID: | QC1319242 | Batch: | 389163 |
|---|---|---|---|---|---|
| Matrix (Source ID): | Water (547382-008) | Method: | SM2320B | Prep Method: | METHOD |

| QC1319242 Analyte | Result | Source Sample Result | Units | Qual | RPD | RPD Lim | DF |
|---|---|---|---|---|---|---|---|
| Bicarbonate | 323.7 | 326.7 | mg/L | | 1 | 20 | 2.5 |
| Alkalinity, Total as CaCO3 | 265.3 | 267.8 | mg/L | | 1 | 20 | 2.5 |

| Type: | Blank | Lab ID: | QC1319243 | Batch: | 389163 |
|---|---|---|---|---|---|
| Matrix: | Water | Method: | SM2320B | Prep Method: | METHOD |

| QC1319243 Analyte | Result | Qual | Units | RL | MDL | Prepared | Analyzed |
|---|---|---|---|---|---|---|---|
| Bicarbonate | ND | | mg/L | 2.4 | | 12/04/25 | 12/04/25 |
| Alkalinity, Total as CaCO3 | ND | | mg/L | 2.0 | | 12/04/25 | 12/04/25 |

| Type: | Lab Control Sample | Lab ID: | QC1319244 | Batch: | 389163 |
|---|---|---|---|---|---|
| Matrix: | Water | Method: | SM2320B | Prep Method: | METHOD |

| QC1319244 Analyte | Result | Spiked | Units | Recovery | Qual | Limits |
|---|---|---|---|---|---|---|
| Alkalinity, Total as CaCO3 | 1,032 | 1000 | mg/L | 103% | | 90-110 |

| Type: | Sample Duplicate | Lab ID: | QC1318943 | Batch: | 389081 |
|---|---|---|---|---|---|
| Matrix (Source ID): | Water (547320-001) | Method: | SM2510B | Prep Method: | METHOD |

| QC1318943 Analyte | Result | Source Sample Result | Units | Qual | RPD | RPD Lim | DF |
|---|---|---|---|---|---|---|---|
| Specific Conductance | 617.3 | 606.4 | umhos/cm | | 2 | 20 | 1 |

ENTHALPY ANALYTICAL

# Batch QC

| | | |
|---|---|---|
| **Type:** Blank | **Lab ID:** QC1316896 | **Batch:** 388469 |
| **Matrix:** Water | **Method:** SM2540C | **Prep Method:** METHOD |

| QC1316896 Analyte | Result | Qual | Units | RL | MDL | Prepared | Analyzed |
|---|---|---|---|---|---|---|---|
| Total Dissolved Solids | ND | | mg/L | 10 | | 11/25/25 | 11/30/25 |

| | | |
|---|---|---|
| **Type:** Lab Control Sample | **Lab ID:** QC1316897 | **Batch:** 388469 |
| **Matrix:** Water | **Method:** SM2540C | **Prep Method:** METHOD |

| QC1316897 Analyte | Result | Spiked | Units | Recovery | Qual | Limits |
|---|---|---|---|---|---|---|
| Total Dissolved Solids | 1,017 | 1000 | mg/L | 102% | | 90-110 |

| | | |
|---|---|---|
| **Type:** Sample Duplicate | **Lab ID:** QC1316898 | **Batch:** 388469 |
| **Matrix (Source ID):** Water (547320-001) | **Method:** SM2540C | **Prep Method:** METHOD |

| QC1316898 Analyte | Result | Source Sample Result | Units | Qual | RPD | RPD Lim | DF |
|---|---|---|---|---|---|---|---|
| Total Dissolved Solids | 442.0 | 456.0 | mg/L | | 3 | 5 | 2 |

| | | |
|---|---|---|
| **Type:** Sample Duplicate | **Lab ID:** QC1316899 | **Batch:** 388469 |
| **Matrix (Source ID):** Water (547434-004) | **Method:** SM2540C | **Prep Method:** METHOD |

| QC1316899 Analyte | Result | Source Sample Result | Units | Qual | RPD | RPD Lim | DF |
|---|---|---|---|---|---|---|---|
| Total Dissolved Solids | 750.0 | 786.0 | mg/L | | 5 | 5 | 2 |

| | | |
|---|---|---|
| **Type:** Blank | **Lab ID:** QC1317071 | **Batch:** 388521 |
| **Matrix:** Water | **Method:** SM2540D | **Prep Method:** METHOD |

| QC1317071 Analyte | Result | Qual | Units | RL | MDL | Prepared | Analyzed |
|---|---|---|---|---|---|---|---|
| Total Suspended Solids | ND | | mg/L | 0.5 | | 11/25/25 | 11/26/25 |

| | | |
|---|---|---|
| **Type:** Lab Control Sample | **Lab ID:** QC1317072 | **Batch:** 388521 |
| **Matrix:** Water | **Method:** SM2540D | **Prep Method:** METHOD |

| QC1317072 Analyte | Result | Spiked | Units | Recovery | Qual | Limits |
|---|---|---|---|---|---|---|
| Total Suspended Solids | 99.25 | 100.0 | mg/L | 99% | | 90-110 |

| | | |
|---|---|---|
| **Type:** Lab Control Sample Duplicate | **Lab ID:** QC1317073 | **Batch:** 388521 |
| **Matrix:** Water | **Method:** SM2540D | **Prep Method:** METHOD |

| QC1317073 Analyte | Result | Spiked | Units | Recovery | Qual | Limits | RPD | RPD Lim |
|---|---|---|---|---|---|---|---|---|
| Total Suspended Solids | 101.0 | 100.0 | mg/L | 101% | | 90-110 | 2 | 5 |

ENTHALPY ANALYTICAL

# Batch QC

| Type: | Sample Duplicate | Lab ID: | QC1317075 | Batch: | 388521 |
|---|---|---|---|---|---|
| Matrix (Source ID): | Water (547452-001) | Method: | SM2540D | Prep Method: | METHOD |

| QC1317075 Analyte | Result | Source Sample Result | Units | Qual | RPD | RPD Lim | DF |
|---|---|---|---|---|---|---|---|
| Total Suspended Solids | 2,560 | 2710 | mg/L | | 6* | 5 | 1 |

| Type: | Sample Duplicate | Lab ID: | QC1317076 | Batch: | 388521 |
|---|---|---|---|---|---|
| Matrix (Source ID): | Water (547509-002) | Method: | SM2540D | Prep Method: | METHOD |

| QC1317076 Analyte | Result | Source Sample Result | Units | Qual | RPD | RPD Lim | DF |
|---|---|---|---|---|---|---|---|
| Total Suspended Solids | 9,100 | 9500 | mg/L | | 4 | 5 | 1 |

| Type: | Blank | Lab ID: | QC1315656 | Batch: | 388133 |
|---|---|---|---|---|---|
| Matrix: | Water | Method: | SM5210B | Prep Method: | METHOD |

| QC1315656 Analyte | Result | Qual | Units | RL | MDL | Prepared | Analyzed |
|---|---|---|---|---|---|---|---|
| Biochemical Oxygen Demand | ND | | mg/L | 3.0 | | 11/21/25 11:50 | 11/26/25 13:31 |

| Type: | Lab Control Sample | Lab ID: | QC1315657 | Batch: | 388133 |
|---|---|---|---|---|---|
| Matrix: | Water | Method: | SM5210B | Prep Method: | METHOD |

| QC1315657 Analyte | Result | Spiked | Units | Recovery | Qual | Limits |
|---|---|---|---|---|---|---|
| Biochemical Oxygen Demand | 201.8 | 198.0 | mg/L | 102% | | 84.6-115.4 |

| Type: | Sample Duplicate | Lab ID: | QC1315658 | Batch: | 388133 |
|---|---|---|---|---|---|
| Matrix (Source ID): | Water (547001-004) | Method: | SM5210B | Prep Method: | METHOD |

| QC1315658 Analyte | Result | Source Sample Result | Units | Qual | RPD | RPD Lim | DF |
|---|---|---|---|---|---|---|---|
| Biochemical Oxygen Demand | 2,636 | 2776 | mg/L | | 5 | 30 | 1 |

| Type: | Blank | Lab ID: | QC1318388 | Batch: | 388890 |
|---|---|---|---|---|---|
| Matrix: | Water | Method: | SM5220D | Prep Method: | SM 5220D |

| QC1318388 Analyte | Result | Qual | Units | RL | MDL | Prepared | Analyzed |
|---|---|---|---|---|---|---|---|
| Chemical Oxygen Demand | ND | | mg/L | 4.0 | 2.0 | 12/02/25 | 12/03/25 |

| Type: | Lab Control Sample | Lab ID: | QC1318389 | Batch: | 388890 |
|---|---|---|---|---|---|
| Matrix: | Water | Method: | SM5220D | Prep Method: | SM 5220D |

| QC1318389 Analyte | Result | Spiked | Units | Recovery | Qual | Limits |
|---|---|---|---|---|---|---|
| Chemical Oxygen Demand | 99.00 | 100.0 | mg/L | 99% | | 90-110 |

ENTHALPY ANALYTICAL

# Batch QC

| | | | | | |
|---|---|---|---|---|---|
| **Type:** | **Matrix Spike** | **Lab ID:** | **QC1318392** | **Batch:** | **388890** |
| **Matrix (Source ID):** | **Water (547833-001)** | **Method:** | **SM5220D** | **Prep Method:** | **SM 5220D** |

| QC1318392 Analyte | Result | Source Sample Result | Spiked | Units | Recovery | Qual | Limits | DF |
|---|---|---|---|---|---|---|---|---|
| Chemical Oxygen Demand | 276.0 | 76.00 | 200.0 | mg/L | 100% | | 75-125 | 4 |

| | | | | | |
|---|---|---|---|---|---|
| **Type:** | **Matrix Spike Duplicate** | **Lab ID:** | **QC1318393** | **Batch:** | **388890** |
| **Matrix (Source ID):** | **Water (547833-001)** | **Method:** | **SM5220D** | **Prep Method:** | **SM 5220D** |

| QC1318393 Analyte | Result | Source Sample Result | Spiked | Units | Recovery | Qual | Limits | RPD | RPD Lim | DF |
|---|---|---|---|---|---|---|---|---|---|---|
| Chemical Oxygen Demand | 272.0 | 76.00 | 200.0 | mg/L | 98% | | 75-125 | 1 | 20 | 4 |

* Value is outside QC limits

E Response exceeds instrument's linear range

ND Not Detected

NM Not Meaningful

b See narrative

**Laboratory Job Number 547509**

**Subcontracted Products**

**Pace Laboratories**

**Pace Analytical Services, LLC**
1638 Roseytown Road - Suites 2,3,4
Greensburg, PA 15601
(724)850-5600

December 09, 2025

Zach Barker
Enthalpy Analytical
931 W Barkley Ave
Orange, CA 92868

RE: Project: 547509
Pace Project No.: 30829324

Dear Zach Barker:

Enclosed are the analytical results for sample(s) received by the laboratory on November 25, 2025. The results relate only to the samples included in this report. Results reported herein conform to the applicable TNI/NELAC Standards and the laboratory's Quality Manual, where applicable, unless otherwise noted in the body of the report.

The test results provided in this final report were generated by each of the following laboratories within the Pace Network:

The samples were subcontracted to Pace Analytical - Bakersfield, 4100 Atlas Court Bakersfield, CA 93308 for orthophosphorus pesticides analysis. The results of this analysis are reported on the Pace Analytical - Altoona data tables attached.

If you have any questions concerning this report, please feel free to contact me.

Sincerely,

Nikayla M. Yasurek
nikayla.yasurek@pacelabs.com
(724)850-5600
Project Manager

Enclosures

cc: Sophia Baughman, Enthalpy Analytical
Diane Galvan, Enthalpy Analytical
Brenda Hamilton, Enthalpy Analytical
Ms. Patricia Mata, Enthalpy Analytical
Taylor Nasu, Enthalpy Analytical
Jocelyn Nguyen, Enthalpy Analytical
Incoming Reports, Enthalpy Analytical
David Tripp, Enthalpy Analytical

**REPORT OF LABORATORY ANALYSIS**

This report shall not be reproduced, except in full,
without the written consent of Pace Analytical Services, LLC.

**Pace Analytical Services, LLC**
1638 Roseytown Road - Suites 2,3,4
Greensburg, PA 15601
(724)850-5600

## SAMPLE SUMMARY

Project: 547509
Pace Project No.: 30829324

| Lab ID | Sample ID | Matrix | Date Collected | Date Received |
|---|---|---|---|---|
| **30829324001** | **SOUTH BASIN-WESTERN INLET** | Water | 11/20/25 12:35 | 11/25/25 11:12 |
| **30829324002** | **SOUTH BASIN-EASTERN INLET** | Water | 11/20/25 13:35 | 11/25/25 11:12 |

**REPORT OF LABORATORY ANALYSIS**

This report shall not be reproduced, except in full,
without the written consent of Pace Analytical Services, LLC.

30829324

ENTHALPY ANALYTICAL

931 West Barkley Ave
Orange, CA 92868
(714) 771-6900

2520471

Subcontract Laboratory:
Pace Laboratories
4100 Atlas Court
Bakersfield, CA 93308
ATTN: Ragen Schallock
PO #: Required, to be sent via email

2520471

Enthalpy Order: EO-547509
PM: Zach Barker
Email: zach.barker@enthalpy.com
CC: incomingreports@enthalpy.com
Phone: (714) 771-6900

Results Due: Standard TAT
Report Level: II
Report To: MDL
EDDs: ELM_TransferOut (Standard Excel Transfer EDD, 3 tabs)

Notes:
Chiquita Canyon Stormwater

| Sample ID | Collected | Lab ID | # Cont. | Matrix | Analysis Requested | Comment |
|---|---|---|---|---|---|---|
| SOUTH BASIN - WESTERN INLET | 20-NOV-2025 12:35 | 547509-001 | 1 | Water | Organophosphorus Pesticides | -1 |
| SOUTH BASIN - EASTERN INLET | 20-NOV-2025 13:35 | 547509-002 | 1 | Water | Organophosphorus Pesticides | -2 |

| Notes: | Relinquished By: | Received By: |
|---|---|---|
| | | |
| | Date: 11-24-25 15:00 | Date: 11/25/25 1112 |
| | | |
| | Date: | Date: |
| | | |
| | Date: | Date: |

| PACE ANALYTICAL | COOLER RECEIPT FORM | Page 1 Of 1 |
|---|---|---|
| Submission #: | | |

**SHIPPING INFORMATION**
Fed Ex ☒ UPS ☐ GSO / GLS ☐ Hand Delivery ☐
Pace Lab Field Service ☐ Other ☐ (Specify)_____

**SHIPPING CONTAINER**
Ice Chest ☒ None ☐ Box ☐
Other ☐ (Specify)_____

**FREE LIQUID**
YES ☒ NO ☐
(W) / S

Refrigerant: Ice ☒ Blue Ice ☐ None ☐ Other ☐ Comments:

Custody Seals: Ice Chest ☐ Intact? Yes ☐ No ☐ | Containers ☐ Intact? Yes ☐ No ☐ | None ☒ Comments:

All samples received? Yes ☒ No ☐ All samples containers intact? Yes ☒ No ☐ Description(s) match COC? Yes ☒ No ☐

COC Received ☒ YES ☐ NO

Emissivity: 0.97 Container: N/A Thermometer ID: 366

Temperature: (A) 3.5 °C / (C) 3.6 °C

Date/Time 11/25/25 1112

Analyst Init KIB

| SAMPLE CONTAINERS | SAMPLE NUMBERS 1 | 2 | 3 | 4 | 5 | 6 | 7 | 8 | 9 | 10 |
|---|---|---|---|---|---|---|---|---|---|---|
| QT PE UNPRES | | | | | | | | | | |
| 4oz / 8oz / 16oz PE UNPRES | | | | | | | | | | |
| 2oz $Cr^{+6}$ | | | | | | | | | | |
| QT INORGANIC CHEMICAL METALS | | | | | | | | | | |
| INORGANIC CHEMICAL METALS 4oz / 8oz / 16oz | | | | | | | | | | |
| PT CYANIDE | | | | | | | | | | |
| PT NITROGEN FORMS | | | | | | | | | | |
| PT TOTAL SULFIDE | | | | | | | | | | |
| 2oz. NITRATE / NITRITE | | | | | | | | | | |
| PT TOTAL ORGANIC CARBON | | | | | | | | | | |
| PT CHEMICAL OXYGEN DEMAND | | | | | | | | | | |
| PtA PHENOLICS | | | | | | | | | | |
| 40ml VOA VIAL TRAVEL BLANK | | | | | | | | | | |
| 40ml VOA VIAL | | | | | | | | | | |
| QT EPA 1664B | | | | | | | | | | |
| PT ODOR | | | | | | | | | | |
| RADIOLOGICAL | | | | | | | | | | |
| BACTERIOLOGICAL | | | | | | | | | | |
| 40 ml VOA VIAL- 504 | | | | | | | | | | |
| QT EPA 508/608.3/8081A | | | | | | | | | | |
| QT EPA 515.1/8151A | | | | | | | | | | |
| QT EPA 525.2 | | | | | | | | | | |
| QT EPA 525.2 TRAVEL BLANK | | | | | | | | | | |
| 40ml EPA 547 | | | | | | | | | | |
| 40ml EPA 531.1 | | | | | | | | | | |
| 8oz EPA 548.1 | | | | | | | | | | |
| QT EPA 549.2 | | | | | | | | | | |
| QT EPA 8015M | | | | | | | | | | |
| QT EPA 8270C | | | | | | | | | | |
| 8oz / 16oz / 32oz AMBER | A | A | | | | | | | | |
| 8oz / 16oz / 32oz JAR | | | | | | | | | | |
| SOIL SLEEVE | | | | | | | | | | |
| PCB VIAL | | | | | | | | | | |
| PLASTIC BAG | | | | | | | | | | |
| TEDLAR BAG | | | | | | | | | | |
| FERROUS IRON | | | | | | | | | | |
| ENCORE | | | | | | | | | | |
| SMART KIT | | | | | | | | | | |
| SUMMA CANISTER | | | | | | | | | | |

CHK BY DISTRIBUTION SUB OUT ☐

Comments:
Sample Numbering Completed By: TOT Date/Time: 11-25-25 11:55
A = Actual / C = Corrected

Rev 23 05/20/22
[S:\WPDoc\WordPerfect\LAB_DOCS\FORMS\SAMRECrev 20]

Date of Report: 12/08/2025

Nikayla Yasurek

PACE Analytical - PA
1638 Roseytown Road, Ste 2,3 &4
Greensburg, PA 15601

| | |
|---|---|
| Client Project: | EO-547509 |
| Pace Project: | Chiquita Canyon Landfill Stormwater |
| Pace Work Order: | 2520471 |
| Invoice ID: | B527926 |

Enclosed are the results of analyses for samples received by the laboratory on 11/25/2025. If you have any questions concerning this report, please feel free to contact me.

Sincerely,

Contact Person: Ragen Williams
Client Service Rep

Steven Bennett
Operations Manager

# Table of Contents


**Sample Information**

Chain of Custody and Cooler Receipt form ..... 3
Laboratory / Client Sample Cross Reference ..... 6

**Sample Results**

**2520471-01 - SOUTH BASIN - WESTERN INLET**

Organo-Phosphorus Pesticide Analysis (EPA Method 8141A) ..... 7

**2520471-02 - SOUTH BASIN - EASTERN INLET**

Organo-Phosphorus Pesticide Analysis (EPA Method 8141A) ..... 8

**Quality Control Reports**

**Organo-Phosphorus Pesticide Analysis (EPA Method 8141A)**

Method Blank Analysis ..... 9
Laboratory Control Sample ..... 10

**Notes**

Notes and Definitions ..... 11

**Chain of Custody and Cooler Receipt Form for 2520471 Page 1 of 3**

# Internal Transfer Chain of Custody

Rush Multiplier____X
Samples Pre-Logged into eCOC

State Of Origin: CA
Cert. Needed: ☐ Yes ☐ No

**Workorder:** 30829324 **Workorder Name:** 547509 **Owner Received Date:** 11/25/2025 **Results Requested By:** 12/11/2025

| Report To | Subcontract To |
|---|---|
| Nikayla M. Yasurek<br>Pace Analytical Pittsburgh<br>1638 Roseytown Road<br>Suites 2,3,4<br>Greensburg, PA 15601<br>Phone (724)850-5600 | Pace Analytical Bakersfield<br>4100 Atlas Court<br>Bakersfield, CA 93313<br>Phone (661)327-4911 |

| Item | Sample ID | Sample Type | Collect Date/Time | Lab ID | Matrix | Preserved Containers: HCL | Requested Analysis: Organophosphorus Pesticides | LAB USE ONLY |
|---|---|---|---|---|---|---|---|---|
| 1 | SOUTH BASIN-WESTERN INLET | PS | 11/20/2025 12:35 | 30829324001 | Water | 1 | X | |
| 2 | SOUTH BASIN-EASTERN INLET | PS | 11/20/2025 13:35 | 30829324002 | Water | 1 | X | |
| 3 | | | | | | | | |
| 4 | | | | | | | | |
| 5 | | | | | | | | |

Comments

| Transfers | Released By | Date/Time | Received By | Date/Time |
|---|---|---|---|---|
| 1 | | | | |
| 2 | | | | |
| 3 | | | | |

**Cooler Temperature on Receipt ____ °C** **Custody Seal Y or N** **Received on Ice Y or N** **Samples Intact Y or N**

****In order to maintain client confidentiality, location/name of the sampling site, sampler's name and signature may not be provided on this COC document.*

*This chain of custody is considered complete as is since this information is available in the owner laboratory.*

Wednesday, November 26, 2025 2:51:17 PM FMT-ALL-C-002rev.00 24March2009 Page 1 of 1

*The results in this report apply to the samples analyzed in accordance with the chain of custody document. This analytical report must be reproduced in its entirety.*
All results listed in this report are for the exclusive use of the submitting party. Pace Analytical assumes no responsibility for report alteration, separation, detachment or third party interpretation.

ENTHALPY ANALYTICAL

931 West Barkley Ave
Orange, CA 92868
(714) 771-6900

**2520471**

Subcontract Laboratory:
Pace Laboratories
4100 Atlas Court
Bakersfield, CA 93308
ATTN: Ragen Schallock
PO #: Required, to be sent via email

2520471

Enthalpy Order: EO-547509
PM: Zach Barker
Email: zach.barker@enthalpy.com
CC: incomingreports@enthalpy.com
Phone: (714) 771-6900

Results Due: Standard TAT
Report Level: II
Report To: MDL
EDDs: ELM_TransferOut (Standard Excel Transfer EDD, 3 tabs)

Notes:
Chiquita Canyon Stormwater

| Sample ID | Collected | Lab ID | # Cont. | Matrix | Analysis Requested | Comment |
|---|---|---|---|---|---|---|
| SOUTH BASIN - WESTERN INLET | 20-NOV-2025 12:35 | 547509-001 | 1 | Water | Organophosphorus Pesticides | -1 |
| SOUTH BASIN - EASTERN INLET | 20-NOV-2025 13:35 | 547509-002 | 1 | Water | Organophosphorus Pesticides | -2 |

| Notes: | Relinquished By: | Received By: |
|---|---|---|
| | [signature] | [signature] |
| | Date: 11-24-25 1500 | Date: 11/25/25 1112 |
| | | |
| | Date: | Date: |
| | | |
| | Date: | Date: |

1 of 1

PACE ANALYTICAL — COOLER RECEIPT FORM — Page 1 Of 1

Submission #:

**SHIPPING INFORMATION**
Fed Ex [X] UPS ☐ GSO / GLS ☐ Hand Delivery ☐
Pace Lab Field Service ☐ Other ☐ (Specify)_____

**SHIPPING CONTAINER**
Ice Chest [X] None ☐ Box ☐
Other ☐ (Specify)_____

**FREE LIQUID**
YES [X] NO ☐
(W) / S

Refrigerant: Ice [X] Blue Ice ☐ None ☐ Other ☐ Comments:

Custody Seals: Ice Chest ☐ (Intact? Yes ☐ No ☐) Containers ☐ (Intact? Yes ☐ No ☐) None [X] Comments:

All samples received? Yes [X] No ☐ All samples containers intact? Yes [X] No ☐ Description(s) match COC? Yes [X] No ☐

[X] COC Received YES ☐ NO

Emissivity: 0.97 Container: N/A Thermometer ID: 366

Temperature: (A) 3.5 °C / (C) 3.6 °C

Date/Time 11/25/25 1112

Analyst Init KIB

| SAMPLE CONTAINERS | SAMPLE NUMBERS 1 | 2 | 3 | 4 | 5 | 6 | 7 | 8 | 9 | 10 |
|---|---|---|---|---|---|---|---|---|---|---|
| QT PE UNPRES | | | | | | | | | | |
| 4oz / 8oz / 16oz PE UNPRES | | | | | | | | | | |
| 2oz $Cr^{+6}$ | | | | | | | | | | |
| QT INORGANIC CHEMICAL METALS | | | | | | | | | | |
| INORGANIC CHEMICAL METALS 4oz / 8oz / 16oz | | | | | | | | | | |
| PT CYANIDE | | | | | | | | | | |
| PT NITROGEN FORMS | | | | | | | | | | |
| PT TOTAL SULFIDE | | | | | | | | | | |
| 2oz. NITRATE / NITRITE | | | | | | | | | | |
| PT TOTAL ORGANIC CARBON | | | | | | | | | | |
| PT CHEMICAL OXYGEN DEMAND | | | | | | | | | | |
| PtA PHENOLICS | | | | | | | | | | |
| 40ml VOA VIAL TRAVEL BLANK | | | | | | | | | | |
| 40ml VOA VIAL | | | | | | | | | | |
| QT EPA 1664B | | | | | | | | | | |
| PT ODOR | | | | | | | | | | |
| RADIOLOGICAL | | | | | | | | | | |
| BACTERIOLOGICAL | | | | | | | | | | |
| 40 ml VOA VIAL- 504 | | | | | | | | | | |
| QT EPA 508/608.3/8081A | | | | | | | | | | |
| QT EPA 515.1/8151A | | | | | | | | | | |
| QT EPA 525.2 | | | | | | | | | | |
| QT EPA 525.2 TRAVEL BLANK | | | | | | | | | | |
| 40ml EPA 547 | | | | | | | | | | |
| 40ml EPA 531.1 | | | | | | | | | | |
| 8oz EPA 548.1 | | | | | | | | | | |
| QT EPA 549.2 | | | | | | | | | | |
| QT EPA 8015M | | | | | | | | | | |
| QT EPA 8270C | | | | | | | | | | |
| 8oz / 16oz / 32oz AMBER | A | A | | | | | | | | |
| 8oz / 16oz / 32oz JAR | | | | | | | | | | |
| SOIL SLEEVE | | | | | | | | | | |
| PCB VIAL | | | | | | | | | | |
| PLASTIC BAG | | | | | | | | | | |
| TEDLAR BAG | | | | | | | | | | |
| FERROUS IRON | | | | | | | | | | |
| ENCORE | | | | | | | | | | |
| SMART KIT | | | | | | | | | | |
| SUMMA CANISTER | | | | | | | | | | |

CHK BY KIB

DISTRIBUTION DM SUB OUT ☐

Comments:

Sample Numbering Completed By: TOT Date/Time: 11-25-25 1135

A = Actual / C = Corrected

Rev 23 05/20/22
[S:\WPDoc\WordPerfect\LAB_DOCS\FORMS\SAMRECrev 20]

*The results in this report apply to the samples analyzed in accordance with the chain of custody document. This analytical report must be reproduced in its entirety.*
All results listed in this report are for the exclusive use of the submitting party. Pace Analytical assumes no responsibility for report alteration, separation, detachment or third party interpretation.

PACE Analytical - PA
1638 Roseytown Road, Ste 2,3 &4
Greensburg, PA 15601

**Reported:** 12/08/2025 10:15
Project: Chiquita Canyon Landfill Stormwater
Project Number: EO-547509
Project Manager: Nikayla Yasurek

# Laboratory / Client Sample Cross Reference

| Laboratory | Client Sample Information | | | |
|---|---|---|---|---|
| **2520471-01** | **COC Number:** | --- | **Receive Date:** | 11/25/2025 11:12 |
| | **Project Number:** | --- | **Sampling Date:** | 11/20/2025 12:35 |
| | **Sampling Location:** | --- | **Sample Depth:** | --- |
| | **Sampling Point:** | SOUTH BASIN - WESTERN INLET | **Lab Matrix:** | Water |
| | **Sampled By:** | client | **Sample Type:** | Water |
| **2520471-02** | **COC Number:** | --- | **Receive Date:** | 11/25/2025 11:12 |
| | **Project Number:** | --- | **Sampling Date:** | 11/20/2025 13:35 |
| | **Sampling Location:** | --- | **Sample Depth:** | --- |
| | **Sampling Point:** | SOUTH BASIN - EASTERN INLET | **Lab Matrix:** | Water |
| | **Sampled By:** | client | **Sample Type:** | Water |

*The results in this report apply to the samples analyzed in accordance with the chain of custody document. This analytical report must be reproduced in its entirety.*
All results listed in this report are for the exclusive use of the submitting party. Pace Analytical assumes no responsibility for report alteration, separation, detachment or third party interpretation.

PACE Analytical - PA
1638 Roseytown Road, Ste 2,3 &4
Greensburg, PA 15601

**Reported:** 12/08/2025 10:15
Project: Chiquita Canyon Landfill Stormwater
Project Number: EO-547509
Project Manager: Nikayla Yasurek

# Organo-Phosphorus Pesticide Analysis (EPA Method 8141A)

**Pace Sample ID:** 2520471-01 | **Client Sample Name:** SOUTH BASIN - WESTERN INLET, 11/20/2025 12:35:00PM, client

| Constituent | Result | Units | PQL | MDL | Method | MB Bias | Lab Quals | DCN |
|---|---|---|---|---|---|---|---|---|
| Azinphos methyl | ND | ug/L | 0.50 | 0.12 | EPA-8141A | ND | | 1 |
| Bolstar | ND | ug/L | 0.20 | 0.050 | EPA-8141A | ND | | 1 |
| Chlorpyrifos | ND | ug/L | 0.20 | 0.050 | EPA-8141A | ND | | 1 |
| Coumaphos | ND | ug/L | 0.50 | 0.11 | EPA-8141A | ND | | 1 |
| Demeton O/S | ND | ug/L | 0.20 | 0.056 | EPA-8141A | ND | | 1 |
| Diazinon | ND | ug/L | 0.20 | 0.050 | EPA-8141A | ND | | 1 |
| Dichlorvos | ND | ug/L | 0.20 | 0.050 | EPA-8141A | ND | | 1 |
| Disulfoton | ND | ug/L | 0.20 | 0.050 | EPA-8141A | ND | | 1 |
| Ethoprop | ND | ug/L | 0.20 | 0.052 | EPA-8141A | ND | | 1 |
| Fensulfothion | ND | ug/L | 0.20 | 0.051 | EPA-8141A | ND | | 1 |
| Fenthion | ND | ug/L | 0.20 | 0.050 | EPA-8141A | ND | | 1 |
| Merphos | ND | ug/L | 0.20 | 0.050 | EPA-8141A | ND | | 1 |
| Methyl parathion | ND | ug/L | 0.20 | 0.050 | EPA-8141A | ND | | 1 |
| Mevinphos | ND | ug/L | 0.20 | 0.050 | EPA-8141A | ND | | 1 |
| Naled | ND | ug/L | 0.50 | 0.17 | EPA-8141A | ND | | 1 |
| Phorate | ND | ug/L | 0.20 | 0.066 | EPA-8141A | ND | | 1 |
| Ronnel (Fenchlorphos) | ND | ug/L | 0.20 | 0.050 | EPA-8141A | ND | | 1 |
| Stirophos (Tetrachlorvinphos) | ND | ug/L | 0.20 | 0.082 | EPA-8141A | ND | | 1 |
| Tokuthion (Prothiofos) | ND | ug/L | 0.20 | 0.050 | EPA-8141A | ND | | 1 |
| Trichloronate | ND | ug/L | 0.20 | 0.050 | EPA-8141A | ND | | 1 |
| Triphenylphosphate (Surrogate) | 44.4 | % | 50 - 130 (LCL - UCL) | | EPA-8141A | | S09 | 1 |

| DCN | Method | Prep Date | Run Date/Time | Analyst | Instrument | Dilution | QC Batch ID | Prep Method |
|---|---|---|---|---|---|---|---|---|
| 1 | EPA-8141A | 11/25/25 16:00 | 12/05/25 00:48 | OLH | GC-18 | 1 | B223348 | EPA 3510C |

DCN = Data Continuation Number

*The results in this report apply to the samples analyzed in accordance with the chain of custody document. This analytical report must be reproduced in its entirety.*
All results listed in this report are for the exclusive use of the submitting party. Pace Analytical assumes no responsibility for report alteration, separation, detachment or third party interpretation.

PACE Analytical - PA
1638 Roseytown Road, Ste 2,3 &4
Greensburg, PA 15601

**Reported:** 12/08/2025 10:15
Project: Chiquita Canyon Landfill Stormwater
Project Number: EO-547509
Project Manager: Nikayla Yasurek

# Organo-Phosphorus Pesticide Analysis (EPA Method 8141A)

**Pace Sample ID:** 2520471-02 | **Client Sample Name:** SOUTH BASIN - EASTERN INLET, 11/20/2025 1:35:00PM, client

| Constituent | Result | Units | PQL | MDL | Method | MB Bias | Lab Quals | DCN |
|---|---|---|---|---|---|---|---|---|
| Azinphos methyl | ND | ug/L | 2.5 | 0.60 | EPA-8141A | ND | A10 | 1 |
| Bolstar | ND | ug/L | 1.0 | 0.25 | EPA-8141A | ND | A10 | 1 |
| Chlorpyrifos | ND | ug/L | 1.0 | 0.25 | EPA-8141A | ND | A10 | 1 |
| Coumaphos | ND | ug/L | 2.5 | 0.55 | EPA-8141A | ND | A10 | 1 |
| Demeton O/S | ND | ug/L | 1.0 | 0.28 | EPA-8141A | ND | A10 | 1 |
| Diazinon | ND | ug/L | 1.0 | 0.25 | EPA-8141A | ND | A10 | 1 |
| Dichlorvos | ND | ug/L | 1.0 | 0.25 | EPA-8141A | ND | A10 | 1 |
| Disulfoton | ND | ug/L | 1.0 | 0.25 | EPA-8141A | ND | A10 | 1 |
| Ethoprop | ND | ug/L | 1.0 | 0.26 | EPA-8141A | ND | A10 | 1 |
| Fensulfothion | ND | ug/L | 1.0 | 0.26 | EPA-8141A | ND | A10 | 1 |
| Fenthion | ND | ug/L | 1.0 | 0.25 | EPA-8141A | ND | A10 | 1 |
| Merphos | ND | ug/L | 1.0 | 0.25 | EPA-8141A | ND | A10 | 1 |
| Methyl parathion | ND | ug/L | 1.0 | 0.25 | EPA-8141A | ND | A10 | 1 |
| Mevinphos | ND | ug/L | 1.0 | 0.25 | EPA-8141A | ND | A10 | 1 |
| Naled | ND | ug/L | 2.5 | 0.85 | EPA-8141A | ND | A10 | 1 |
| Phorate | ND | ug/L | 1.0 | 0.33 | EPA-8141A | ND | A10 | 1 |
| Ronnel (Fenchlorphos) | ND | ug/L | 1.0 | 0.25 | EPA-8141A | ND | A10 | 1 |
| Stirophos (Tetrachlorvinphos) | ND | ug/L | 1.0 | 0.41 | EPA-8141A | ND | A10 | 1 |
| Tokuthion (Prothiofos) | ND | ug/L | 1.0 | 0.25 | EPA-8141A | ND | A10 | 1 |
| Trichloronate | ND | ug/L | 1.0 | 0.25 | EPA-8141A | ND | A10 | 1 |
| Triphenylphosphate (Surrogate) | 38.0 | % | 50 - 130 (LCL - UCL) | | EPA-8141A | | S09 | 1 |

| DCN | Method | Prep Date | Run Date/Time | Analyst | Instrument | Dilution | QC Batch ID | Prep Method |
|---|---|---|---|---|---|---|---|---|
| 1 | EPA-8141A | 11/25/25 16:00 | 12/05/25 01:17 | OLH | GC-18 | 5 | B223348 | EPA 3510C |

DCN = Data Continuation Number

*The results in this report apply to the samples analyzed in accordance with the chain of custody document. This analytical report must be reproduced in its entirety.*
All results listed in this report are for the exclusive use of the submitting party. Pace Analytical assumes no responsibility for report alteration, separation, detachment or third party interpretation.

PACE Analytical - PA
1638 Roseytown Road, Ste 2,3 &4
Greensburg, PA 15601

**Reported:** 12/08/2025 10:15
Project: Chiquita Canyon Landfill Stormwater
Project Number: EO-547509
Project Manager: Nikayla Yasurek

# Organo-Phosphorus Pesticide Analysis (EPA Method 8141A)

## Quality Control Report - Method Blank Analysis

| Constituent | QC Sample ID | MB Result | Units | PQL | MDL | Lab Quals | Run # |
|---|---|---|---|---|---|---|---|
| **QC Batch ID: B223348** | | | | | | | |
| Azinphos methyl | B223348-BLK1 | ND | ug/L | 0.50 | 0.12 | | 1 |
| Bolstar | B223348-BLK1 | ND | ug/L | 0.20 | 0.050 | | 1 |
| Chlorpyrifos | B223348-BLK1 | ND | ug/L | 0.20 | 0.050 | | 1 |
| Coumaphos | B223348-BLK1 | ND | ug/L | 0.50 | 0.11 | | 1 |
| Demeton O/S | B223348-BLK1 | ND | ug/L | 0.20 | 0.056 | | 1 |
| Diazinon | B223348-BLK1 | ND | ug/L | 0.20 | 0.050 | | 1 |
| Dichlorvos | B223348-BLK1 | ND | ug/L | 0.20 | 0.050 | | 1 |
| Disulfoton | B223348-BLK1 | ND | ug/L | 0.20 | 0.050 | | 1 |
| Ethoprop | B223348-BLK1 | ND | ug/L | 0.20 | 0.052 | | 1 |
| Fensulfothion | B223348-BLK1 | ND | ug/L | 0.20 | 0.051 | | 1 |
| Fenthion | B223348-BLK1 | ND | ug/L | 0.20 | 0.050 | | 1 |
| Merphos | B223348-BLK1 | ND | ug/L | 0.20 | 0.050 | | 1 |
| Methyl parathion | B223348-BLK1 | ND | ug/L | 0.20 | 0.050 | | 1 |
| Mevinphos | B223348-BLK1 | ND | ug/L | 0.20 | 0.050 | | 1 |
| Naled | B223348-BLK1 | ND | ug/L | 0.50 | 0.17 | | 1 |
| Phorate | B223348-BLK1 | ND | ug/L | 0.20 | 0.066 | | 1 |
| Ronnel (Fenchlorphos) | B223348-BLK1 | ND | ug/L | 0.20 | 0.050 | | 1 |
| Stirophos (Tetrachlorvinphos) | B223348-BLK1 | ND | ug/L | 0.20 | 0.082 | | 1 |
| Tokuthion (Prothiofos) | B223348-BLK1 | ND | ug/L | 0.20 | 0.050 | | 1 |
| Trichloronate | B223348-BLK1 | ND | ug/L | 0.20 | 0.050 | | 1 |
| **Triphenylphosphate (Surrogate)** | **B223348-BLK1** | **62.0** | % | **50 - 130 (LCL - UCL)** | | | 1 |

| Run # | QC Sample ID | QC Type | Method | Prep Date | Run Date Time | Analyst | Instrument | Dilution |
|---|---|---|---|---|---|---|---|---|
| 1 | B223348-BLK1 | PB | EPA-8141A | 11/25/25 | 12/04/25 15:51 | OLH | GC-18 | 1 |

*The results in this report apply to the samples analyzed in accordance with the chain of custody document. This analytical report must be reproduced in its entirety.*
All results listed in this report are for the exclusive use of the submitting party. Pace Analytical assumes no responsibility for report alteration, separation, detachment or third party interpretation.

PACE Analytical - PA
1638 Roseytown Road, Ste 2,3 &4
Greensburg, PA 15601

**Reported:** 12/08/2025 10:15
Project: Chiquita Canyon Landfill Stormwater
Project Number: EO-547509
Project Manager: Nikayla Yasurek

# Organo-Phosphorus Pesticide Analysis (EPA Method 8141A)

## Quality Control Report - Laboratory Control Sample

| Constituent | QC Sample ID | Type | Result | Spike Level | Units | Percent Recovery | RPD | Control Limits Percent Recovery | Control Limits RPD | Lab Quals | Run # |
|---|---|---|---|---|---|---|---|---|---|---|---|
| **QC Batch ID: B223348** | | | | | | | | | | | |
| Bolstar | B223348-BS1 | LCS | 1.4500 | 2.0000 | ug/L | 72.5 | | 50 - 130 | | | 1 |
| | B223348-BSD1 | LCSD | 1.5000 | 2.0000 | ug/L | 75.0 | 3.4 | 50 - 130 | 30 | | 2 |
| Chlorpyrifos | B223348-BS1 | LCS | 1.7350 | 2.0000 | ug/L | 86.8 | | 60 - 120 | | | 1 |
| | B223348-BSD1 | LCSD | 1.7500 | 2.0000 | ug/L | 87.5 | 0.9 | 60 - 120 | 30 | | 2 |
| Diazinon | B223348-BS1 | LCS | 1.6400 | 2.0000 | ug/L | 82.0 | | 60 - 130 | | | 1 |
| | B223348-BSD1 | LCSD | 1.6500 | 2.0000 | ug/L | 82.5 | 0.6 | 60 - 130 | 30 | | 2 |
| Methyl parathion | B223348-BS1 | LCS | 1.5700 | 2.0000 | ug/L | 78.5 | | 60 - 120 | | | 1 |
| | B223348-BSD1 | LCSD | 1.6000 | 2.0000 | ug/L | 80.0 | 1.9 | 60 - 120 | 30 | | 2 |
| Mevinphos | B223348-BS1 | LCS | 1.6050 | 2.0000 | ug/L | 80.2 | | 50 - 120 | | | 1 |
| | B223348-BSD1 | LCSD | 1.6150 | 2.0000 | ug/L | 80.8 | 0.6 | 50 - 120 | 30 | | 2 |
| Ronnel (Fenchlorphos) | B223348-BS1 | LCS | 1.5600 | 2.0000 | ug/L | 78.0 | | 50 - 120 | | | 1 |
| | B223348-BSD1 | LCSD | 1.6050 | 2.0000 | ug/L | 80.2 | 2.8 | 50 - 120 | 30 | | 2 |
| Stirophos (Tetrachlorvinphos) | B223348-BS1 | LCS | 1.6900 | 2.0000 | ug/L | 84.5 | | 50 - 120 | | | 1 |
| | B223348-BSD1 | LCSD | 1.7000 | 2.0000 | ug/L | 85.0 | 0.6 | 50 - 120 | 30 | | 2 |
| Triphenylphosphate (Surrogate) | B223348-BS1 | LCS | 2.2550 | 2.5000 | ug/L | 90.2 | | 50 - 130 | | | 1 |
| | B223348-BSD1 | LCSD | 2.3150 | 2.5000 | ug/L | 92.6 | 2.6 | 50 - 130 | | | 2 |

| Run # | QC Sample ID | QC Type | Method | Prep Date | Run Date Time | Analyst | Instrument | Dilution |
|---|---|---|---|---|---|---|---|---|
| 1 | B223348-BS1 | LCS | EPA-8141A | 11/25/25 | 12/04/25 18:20 | OLH | GC-18 | 1 |
| 2 | B223348-BSD1 | LCSD | EPA-8141A | 11/25/25 | 12/04/25 18:50 | OLH | GC-18 | 1 |

*The results in this report apply to the samples analyzed in accordance with the chain of custody document. This analytical report must be reproduced in its entirety.*
All results listed in this report are for the exclusive use of the submitting party. Pace Analytical assumes no responsibility for report alteration, separation, detachment or third party interpretation.

PACE Analytical - PA
1638 Roseytown Road, Ste 2,3 &4
Greensburg, PA 15601

**Reported:** 12/08/2025 10:15
Project: Chiquita Canyon Landfill Stormwater
Project Number: EO-547509
Project Manager: Nikayla Yasurek

## Notes And Definitions

| | |
|---|---|
| MDL | Method Detection Limit |
| ND | Analyte Not Detected |
| PQL | Practical Quantitation Limit |
| A10 | Detection and quantitation limits were raised due to matrix interference. |
| S09 | The surrogate recovery for this compound was not within the control limits. |

*The results in this report apply to the samples analyzed in accordance with the chain of custody document. This analytical report must be reproduced in its entirety.*
All results listed in this report are for the exclusive use of the submitting party. Pace Analytical assumes no responsibility for report alteration, separation, detachment or third party interpretation.

**Laboratory Job Number 547509**

**Subcontracted Products**

**McCampbell Analytical, Inc.**

# McCampbell Analytical, Inc.

*"When Quality Counts"*

# Analytical Report

**WorkOrder:** 2511K15

**Report Created for:** Enthalpy Analytical

931 West Barkley Avenue
Orange, CA 92868

**Project Contact:** Zach Barker
**Project P.O.:** 079649
**Project:** EO-547509

**Project Location:**
**Project Received:** 11/26/2025

Analytical Report reviewed & approved for release on 12/04/2025 by:

Jena Alfaro
Project Manager

***The report shall not be reproduced except in full, without the written approval of the laboratory. The analytical results relate only to the items tested. Results reported conform to the most current regulatory standards, where applicable, unless otherwise stated.***

1534 Willow Pass Rd. Pittsburg, CA 94565 ♦ TEL: (877) 252-9262 ♦ FAX: (925) 252-9269 ♦ www.mccampbell.com
CA ELAP 1644 ♦ ORELAP (NELAP) 4033 ♦ AIHA-LAP ID#232255 ♦ DoD-ELAP Cert # L22-757

McCampbell Analytical, Inc.
*"When Quality Counts"*

1534 Willow Pass Road, Pittsburg, CA 94565-1701
Toll Free Telephone: (877) 252-9262 / Fax: (925) 252-9269
http://www.mccampbell.com / E-mail: main@mccampbell.com

# Glossary of Terms & Qualifier Definitions

**Client:** Enthalpy Analytical **WorkOrder:** 2511K15

**Project:** EO-547509

## Glossary Abbreviation

| | |
|---|---|
| %D | Serial Dilution Percent Difference |
| 95% Interval | 95% Confident Interval |
| CCV | Continuing Calibration Verification. |
| CCV REC (%) | % recovery of Continuing Calibration Verification. |
| CPT | Consumer Product Testing not NELAP Accredited |
| DF | Dilution Factor |
| DI WET | (DISTLC) Waste Extraction Test using DI water |
| DISS | Dissolved (direct analysis of 0.45 µm filtered and acidified water sample) |
| DLT | Dilution Test (Serial Dilution) |
| DUP | Duplicate |
| EDL | Estimated Detection Limit |
| ERS | External reference sample. Second source calibration verification. |
| ITEF | International Toxicity Equivalence Factor |
| LCS | Laboratory Control Sample |
| LCS2 | Second LCS for the batch. Spike level is lower than that for the first LCS; applicable to method 1633. |
| LQL | Lowest Quantitation Level |
| MB | Method Blank |
| MB IS/SS % Rec | % Recovery of Internal Standard or Surrogate in Method Blank, if applicable |
| MB SS % Rec | % Recovery of Surrogate in Method Blank, if applicable |
| MDL | Method Detection Limit [1] |
| ML | Minimum Level of Quantitation |
| MS | Matrix Spike |
| MSD | Matrix Spike Duplicate |
| NA | Not Applicable |
| ND | Not detected at or above the indicated MDL or RL. |
| NR | Data Not Reported due to matrix interference or insufficient sample amount. |
| PDS | Post Digestion Spike |
| PF | Prep Factor |
| RD | Relative Difference |
| RL | Reporting Limit [2] |
| RPD | Relative Percent Difference |
| RRT | Relative Retention Time |
| RSD | Relative Standard Deviation |
| SNR | Surrogate is diluted out of the calibration range |

[1] MDL is the minimum measured concentration of a substance that can be reported with 99% confidence that the measured concentration is distinguishable from method blank results. Definition and Procedure for the Determination of the Method Detection Limit, Revision 2, 40CFR, Part 136, Appendix B, EPA 821-R-16-006, December 2016. Values are based upon our default extraction volume/amount and are subject to change.

[2] RL is the lowest level that can be reliably determined within specified limits of precision and accuracy during routine laboratory operating conditions. (The RL cannot be lower than the lowest calibration standard used in the initial calibration of the instrument and must be greater than the MDL.) Values are based upon our default extraction volume/amount and are subject to change.

McCampbell Analytical, Inc.
*"When Quality Counts"*

1534 Willow Pass Road, Pittsburg, CA 94565-1701
Toll Free Telephone: (877) 252-9262 / Fax: (925) 252-9269
http://www.mccampbell.com / E-mail: main@mccampbell.com

# Glossary of Terms & Qualifier Definitions

**Client:** Enthalpy Analytical **WorkOrder:** 2511K15

**Project:** EO-547509

| | |
|---|---|
| SPK Val | Spike Value |
| SPKRef Val | Spike Reference Value |
| SPLP | Synthetic Precipitation Leachate Procedure |
| ST | Sorbent Tube |
| TCLP | Toxicity Characteristic Leachate Procedure |
| TEQ | Toxicity Equivalents |
| TNTC | “Too Numerous to Count;” greater than 250 colonies observed on the plate. |
| TPH-Diesel | Sample results for semi-volatile TPH (diesel, kerosene, oil, etc) were calculated using a background subtraction procedure to correct for instrument baseline rise (column bleed) as described in Sec 7.7.2.2 of EPA 8015 B, C. |
| TZA | TimeZone Net Adjustment for sample collected outside of MAI's Coordinated Universal Time (UTC). (Adjustment for Daylight Saving is not accounted.) |
| WET (STLC) | Waste Extraction Test (Soluble Threshold Limit Concentration) |

## Analytical Qualifiers

| | |
|---|---|
| H | Sample was analyzed out of hold time |
| a3 | Sample diluted due to high organic content interfering with quantitative/or qualitative analysis. |
| b1 | Aqueous sample that contains greater than ~1 vol. % sediment |

McCampbell Analytical, Inc.
*"When Quality Counts"*

1534 Willow Pass Road, Pittsburg, CA 94565-1701
Toll Free Telephone: (877) 252-9262 / Fax: (925) 252-9269
http://www.mccampbell.com / E-mail: main@mccampbell.com

# Analytical Report

| | | | |
|---|---|---|---|
| **Client:** | Enthalpy Analytical | **WorkOrder:** | 2511K15 |
| **Date Received:** | 11/26/2025 9:53 | **Extraction Method:** | E8151A |
| **Date Prepared:** | 12/01/2025 | **Analytical Method:** | E8151A |
| **Project:** | EO-547509 | **Unit:** | µg/L |

## Chlorinated Herbicides by GC-ECD

| Client ID | Lab ID | Matrix | Date Collected | Instrument FileID | Batch ID |
|---|---|---|---|---|---|
| SOUTH BASIN - WESTERN INLET | 2511K15-001A | Water | 11/20/2025 12:35 | GC15A 12032506.D | 331017 |

| Analytes | Result | Qualifiers | MDL | RL | DF | Date Analyzed |
|---|---|---|---|---|---|---|
| Acifluorfen | ND | H | 5.3 | 10 | 10 | 12/03/2025 15:28 |
| Bentazon | ND | H | 3.2 | 10 | 10 | 12/03/2025 15:28 |
| Chloramben | ND | H | 6.4 | 10 | 10 | 12/03/2025 15:28 |
| 2,4-D (Dichlorophenoxyacetic acid) | ND | H | 0.79 | 2.0 | 10 | 12/03/2025 15:28 |
| 2,4-DB | ND | H | 4.2 | 10 | 10 | 12/03/2025 15:28 |
| Dalapon | ND | H | 7.7 | 10 | 10 | 12/03/2025 15:28 |
| DCPA (mono & diacid) | ND | H | 5.0 | 10 | 10 | 12/03/2025 15:28 |
| Dicamba | ND | H | 0.74 | 2.0 | 10 | 12/03/2025 15:28 |
| 3,5-Dichlorobenzoic Acid | ND | H | 2.4 | 10 | 10 | 12/03/2025 15:28 |
| Dichloroprop | ND | H | 3.5 | 10 | 10 | 12/03/2025 15:28 |
| Dinoseb (DNBP) | ND | H | 3.0 | 10 | 10 | 12/03/2025 15:28 |
| MCPA | ND | H | 13 | 20 | 10 | 12/03/2025 15:28 |
| MCPP | ND | H | 12 | 20 | 10 | 12/03/2025 15:28 |
| 4-Nitrophenol | ND | H | 7.7 | 10 | 10 | 12/03/2025 15:28 |
| Pentachlorophenol (PCP) | ND | H | 0.55 | 2.0 | 10 | 12/03/2025 15:28 |
| Picloram | ND | H | 3.8 | 10 | 10 | 12/03/2025 15:28 |
| 2,4,5-T (Trichlorophenoxy acetic acid) | ND | H | 1.0 | 2.0 | 10 | 12/03/2025 15:28 |
| 2,4,5-TP (Silvex) | ND | H | 1.6 | 5.0 | 10 | 12/03/2025 15:28 |

| Surrogates | REC (%) | Qualifiers | Limits | DF | |
|---|---|---|---|---|---|
| DCAA | 85 | H | 60-140 | 10 | 12/03/2025 15:28 |

Analyst(s): DP

Analytical Comments: a3,b1

*(Cont.)*

CA ELAP 1644 • ORELAP (NELAP) 4033

McCampbell Analytical, Inc.
*"When Quality Counts"*

1534 Willow Pass Road, Pittsburg, CA 94565-1701
Toll Free Telephone: (877) 252-9262 / Fax: (925) 252-9269
http://www.mccampbell.com / E-mail: main@mccampbell.com

# Analytical Report

| | | | |
|---|---|---|---|
| **Client:** | Enthalpy Analytical | **WorkOrder:** | 2511K15 |
| **Date Received:** | 11/26/2025 9:53 | **Extraction Method:** | E8151A |
| **Date Prepared:** | 12/01/2025 | **Analytical Method:** | E8151A |
| **Project:** | EO-547509 | **Unit:** | µg/L |

## Chlorinated Herbicides by GC-ECD

| Client ID | Lab ID | Matrix | Date Collected | Instrument FileID | Batch ID |
|---|---|---|---|---|---|
| SOUTH BASIN - EASTERN INLET | 2511K15-002A | Water | 11/20/2025 13:35 | GC15A 12022553.D | 331017 |

| Analytes | Result | Qualifiers | MDL | RL | DF | Date Analyzed |
|---|---|---|---|---|---|---|
| Acifluorfen | ND | H | 5.3 | 10 | 10 | 12/03/2025 06:20 |
| Bentazon | ND | H | 3.2 | 10 | 10 | 12/03/2025 06:20 |
| Chloramben | ND | H | 6.4 | 10 | 10 | 12/03/2025 06:20 |
| 2,4-D (Dichlorophenoxyacetic acid) | ND | H | 0.79 | 2.0 | 10 | 12/03/2025 06:20 |
| 2,4-DB | ND | H | 4.2 | 10 | 10 | 12/03/2025 06:20 |
| Dalapon | ND | H | 7.7 | 10 | 10 | 12/03/2025 06:20 |
| DCPA (mono & diacid) | ND | H | 5.0 | 10 | 10 | 12/03/2025 06:20 |
| Dicamba | ND | H | 0.74 | 2.0 | 10 | 12/03/2025 06:20 |
| 3,5-Dichlorobenzoic Acid | ND | H | 2.4 | 10 | 10 | 12/03/2025 06:20 |
| Dichloroprop | ND | H | 3.5 | 10 | 10 | 12/03/2025 06:20 |
| Dinoseb (DNBP) | ND | H | 3.0 | 10 | 10 | 12/03/2025 06:20 |
| MCPA | ND | H | 13 | 20 | 10 | 12/03/2025 06:20 |
| MCPP | ND | H | 12 | 20 | 10 | 12/03/2025 06:20 |
| 4-Nitrophenol | ND | H | 7.7 | 10 | 10 | 12/03/2025 06:20 |
| Pentachlorophenol (PCP) | ND | H | 0.55 | 2.0 | 10 | 12/03/2025 06:20 |
| Picloram | ND | H | 3.8 | 10 | 10 | 12/03/2025 06:20 |
| 2,4,5-T (Trichlorophenoxy acetic acid) | ND | H | 1.0 | 2.0 | 10 | 12/03/2025 06:20 |
| 2,4,5-TP (Silvex) | ND | H | 1.6 | 5.0 | 10 | 12/03/2025 06:20 |

| Surrogates | REC (%) | Qualifiers | Limits | DF | |
|---|---|---|---|---|---|
| DCAA | 96 | H | 60-140 | 10 | 12/03/2025 06:20 |

Analyst(s): DP

Analytical Comments: a3,b1

McCampbell Analytical, Inc.
*"When Quality Counts"*

1534 Willow Pass Road, Pittsburg, CA 94565-1701
Toll Free Telephone: (877) 252-9262 / Fax: (925) 252-9269
http://www.mccampbell.com / E-mail: main@mccampbell.com

# Analytical Report

| | | | |
|---|---|---|---|
| **Client:** | Enthalpy Analytical | **WorkOrder:** | 2511K15 |
| **Date Received:** | 11/26/2025 9:53 | **Extraction Method:** | RSK175 |
| **Date Prepared:** | 12/01/2025 | **Analytical Method:** | RSK175 |
| **Project:** | EO-547509 | **Unit:** | µg/L |

## Dissolved Carbon Dioxide by RSK 175

| Client ID | Lab ID | Matrix | Date Collected | Instrument FileID | Batch ID |
|---|---|---|---|---|---|
| SOUTH BASIN - WESTERN INLET | 2511K15-001B | Water | 11/20/2025 12:35 | GC26 1201251005.D | 331130 |

| Analytes | Result | Qualifiers | MDL | RL | DF | Date Analyzed |
|---|---|---|---|---|---|---|
| Carbon Dioxide | **510** | H | 50 | 50 | 1 | 12/01/2025 17:12 |

Analyst(s): CLO  Analytical Comments: b1

| Client ID | Lab ID | Matrix | Date Collected | Instrument FileID | Batch ID |
|---|---|---|---|---|---|
| SOUTH BASIN - EASTERN INLET | 2511K15-002B | Water | 11/20/2025 13:35 | GC26 1201251006.D | 331130 |

| Analytes | Result | Qualifiers | MDL | RL | DF | Date Analyzed |
|---|---|---|---|---|---|---|
| Carbon Dioxide | **370** | H | 50 | 50 | 1 | 12/01/2025 17:25 |

Analyst(s): CLO  Analytical Comments: b1

McCampbell Analytical, Inc.
*"When Quality Counts"*

1534 Willow Pass Road, Pittsburg, CA 94565-1701
Toll Free Telephone: (877) 252-9262 / Fax: (925) 252-9269
http://www.mccampbell.com / E-mail: main@mccampbell.com

# Quality Control Report

| | | | |
|---|---|---|---|
| **Client:** | Enthalpy Analytical | **WorkOrder:** | 2511K15 |
| **Date Prepared:** | 12/01/2025 | **BatchID:** | 331017 |
| **Date Analyzed:** | 12/03/2025 | **Extraction Method:** | E8151A |
| **Instrument:** | GC15A | **Analytical Method:** | E8151A |
| **Matrix:** | Water | **Unit:** | µg/L |
| **Project:** | EO-547509 | **Sample ID:** | MB/LCS/LCSD-331017 |

## QC Summary Report for E8151A

| Analyte | MB Result | MDL | RL | SPK Val | MB IS/SS %REC | MB IS/SS Limits |
|---|---|---|---|---|---|---|
| Acifluorfen | ND | 0.53 | 1.0 | - | - | - |
| Bentazon | ND | 0.32 | 1.0 | - | - | - |
| Chloramben | ND | 0.64 | 1.0 | - | - | - |
| 2,4-D (Dichlorophenoxyacetic acid) | ND | 0.079 | 0.20 | - | - | - |
| 2,4-DB | ND | 0.42 | 1.0 | - | - | - |
| Dalapon | ND | 0.77 | 1.0 | - | - | - |
| DCPA (mono & diacid) | ND | 0.50 | 1.0 | - | - | - |
| Dicamba | ND | 0.074 | 0.20 | - | - | - |
| 3,5-Dichlorobenzoic Acid | ND | 0.24 | 1.0 | - | - | - |
| Dichloroprop | ND | 0.35 | 1.0 | - | - | - |
| Dinoseb (DNBP) | ND | 0.30 | 1.0 | - | - | - |
| MCPA | ND | 1.3 | 2.0 | - | - | - |
| MCPP | ND | 1.2 | 2.0 | - | - | - |
| 4-Nitrophenol | ND | 0.77 | 1.0 | - | - | - |
| Pentachlorophenol (PCP) | ND | 0.055 | 0.20 | - | - | - |
| Picloram | ND | 0.38 | 1.0 | - | - | - |
| 2,4,5-T (Trichlorophenoxy acetic acid) | ND | 0.10 | 0.20 | - | - | - |
| 2,4,5-TP (Silvex) | ND | 0.16 | 0.50 | - | - | - |
| **Surrogate Recovery** | | | | | | |
| DCAA | 8.0 | | | 10 | 80 | 70-130 |

*(Cont.)*

McCampbell Analytical, Inc.
*"When Quality Counts"*

1534 Willow Pass Road, Pittsburg, CA 94565-1701
Toll Free Telephone: (877) 252-9262 / Fax: (925) 252-9269
http://www.mccampbell.com / E-mail: main@mccampbell.com

# Quality Control Report

| | | | |
|---|---|---|---|
| **Client:** | Enthalpy Analytical | **WorkOrder:** | 2511K15 |
| **Date Prepared:** | 12/01/2025 | **BatchID:** | 331017 |
| **Date Analyzed:** | 12/03/2025 | **Extraction Method:** | E8151A |
| **Instrument:** | GC15A | **Analytical Method:** | E8151A |
| **Matrix:** | Water | **Unit:** | µg/L |
| **Project:** | EO-547509 | **Sample ID:** | MB/LCS/LCSD-331017 |

## QC Summary Report for E8151A

| Analyte | LCS Result | LCSD Result | SPK Val | LCS %REC | LCSD %REC | LCS/LCSD Limits | RPD | RPD Limit |
|---|---|---|---|---|---|---|---|---|
| Acifluorfen | 9.9 | 11 | 10 | 99 | 106 | 70-130 | 6.04 | 30 |
| Bentazon | 9.9 | 10 | 10 | 99 | 100 | 70-130 | 1.03 | 30 |
| Chloramben | 11 | 11 | 10 | 108 | 106 | 70-130 | 1.82 | 30 |
| 2,4-D (Dichlorophenoxyacetic acid) | 9.6 | 9.7 | 10 | 96 | 97 | 70-130 | 0.591 | 30 |
| 2,4-DB | 9.8 | 10 | 10 | 98 | 100 | 70-130 | 1.58 | 30 |
| Dalapon | 10 | 10 | 10 | 104 | 105 | 70-130 | 1.27 | 30 |
| DCPA (mono & diacid) | 9.9 | 10 | 10 | 99 | 102 | 70-130 | 2.79 | 30 |
| Dicamba | 9.8 | 9.7 | 10 | 98 | 97 | 70-130 | 1.25 | 30 |
| 3,5-Dichlorobenzoic Acid | 9.6 | 9.7 | 10 | 96 | 97 | 70-130 | 0.671 | 30 |
| Dichloroprop | 9.6 | 9.6 | 10 | 96 | 96 | 70-130 | 0.313 | 30 |
| Dinoseb (DNBP) | 11 | 10 | 10 | 107 | 102 | 70-130 | 4.21 | 30 |
| MCPA | 91 | 93 | 100 | 91 | 93 | 70-130 | 1.89 | 30 |
| MCPP | 100 | 100 | 100 | 102 | 102 | 70-130 | 0.424 | 30 |
| 4-Nitrophenol | 10 | 10 | 10 | 102 | 105 | 70-130 | 2.67 | 30 |
| Pentachlorophenol (PCP) | 10 | 9.8 | 10 | 100 | 98 | 70-130 | 2.06 | 30 |
| Picloram | 10 | 10 | 10 | 100 | 103 | 70-130 | 2.81 | 30 |
| 2,4,5-T (Trichlorophenoxy acetic acid) | 10 | 10 | 10 | 102 | 102 | 70-130 | 0.115 | 30 |
| 2,4,5-TP (Silvex) | 10 | 9.9 | 10 | 101 | 99 | 70-130 | 2.59 | 30 |
| **Surrogate Recovery** | | | | | | | | |
| DCAA | 8.6 | 8.6 | 10 | 86 | 86 | 70-130 | 0.561 | 30 |

McCampbell Analytical, Inc.
*"When Quality Counts"*

1534 Willow Pass Road, Pittsburg, CA 94565-1701
Toll Free Telephone: (877) 252-9262 / Fax: (925) 252-9269
http://www.mccampbell.com / E-mail: main@mccampbell.com

# Quality Control Report

| | | | |
|---|---|---|---|
| **Client:** | Enthalpy Analytical | **WorkOrder:** | 2511K15 |
| **Date Prepared:** | 12/01/2025 | **BatchID:** | 331130 |
| **Date Analyzed:** | 12/01/2025 | **Extraction Method:** | RSK175 |
| **Instrument:** | GC26 | **Analytical Method:** | RSK175 |
| **Matrix:** | Water | **Unit:** | µg/L |
| **Project:** | EO-547509 | **Sample ID:** | MB/LCS/LCSD-331130 |

## QC Summary Report for RSK175

| Analyte | MB Result | MDL | RL | | | |
|---|---|---|---|---|---|---|
| Carbon Dioxide | ND | 50 | 50 | - | - | - |

| Analyte | LCS Result | LCSD Result | SPK Val | LCS %REC | LCSD %REC | LCS/LCSD Limits | RPD | RPD Limit |
|---|---|---|---|---|---|---|---|---|
| Carbon Dioxide | 200 | 180 | 187.2 | 109 | 95 | 70-130 | 13.7 | 30 |

McCampbell Analytical, Inc.
*"When Quality Counts"*

1534 Willow Pass Road, Pittsburg, CA 94565-1701
Toll Free Telephone: (877) 252-9262 / Fax: (925) 252-9269
http://www.mccampbell.com / E-mail: main@mccampbell.com

# Certified Analyte List

**Client:** Enthalpy Analytical **WorkOrder:** 2511K15

**Project:** EO-547509

| Analyte | Cert 1 | Cert 2 | Cert 3 | Cert 4 | Cert 5 | Analytical Method | Matrix |
|---|---|---|---|---|---|---|---|
| 2,4,5-T (Trichlorophenoxy acetic acid) | ◉ | ◉ | ○ | ○ | ○ | E8151A | Water |
| 2,4,5-TP (Silvex) | ◉ | ◉ | ○ | ○ | ○ | E8151A | Water |
| 2,4-D (Dichlorophenoxyacetic acid) | ◉ | ◉ | ○ | ○ | ○ | E8151A | Water |
| 2,4-DB | ◉ | ◉ | ○ | ○ | ○ | E8151A | Water |
| 3,5-Dichlorobenzoic Acid | ○ | ◉ | ○ | ○ | ○ | E8151A | Water |
| 4-Nitrophenol | ◉ | ◉ | ○ | ○ | ○ | E8151A | Water |
| Acifluorfen | ○ | ◉ | ○ | ○ | ○ | E8151A | Water |
| Bentazon | ○ | ◉ | ○ | ○ | ○ | E8151A | Water |
| Chloramben | ○ | ◉ | ○ | ○ | ○ | E8151A | Water |
| Dalapon | ◉ | ◉ | ○ | ○ | ○ | E8151A | Water |
| DCPA (mono & diacid) | ○ | ◉ | ○ | ○ | ○ | E8151A | Water |
| Dicamba | ◉ | ◉ | ○ | ○ | ○ | E8151A | Water |
| Dichloroprop | ◉ | ◉ | ○ | ○ | ○ | E8151A | Water |
| Dinoseb (DNBP) | ◉ | ◉ | ○ | ○ | ○ | E8151A | Water |
| MCPA | ◉ | ◉ | ○ | ○ | ○ | E8151A | Water |
| MCPP | ◉ | ◉ | ○ | ○ | ○ | E8151A | Water |
| Pentachlorophenol (PCP) | ◉ | ◉ | ○ | ○ | ○ | E8151A | Water |
| Picloram | ○ | ◉ | ○ | ○ | ○ | E8151A | Water |

**Certifications**

| | |
|---|---|
| Cert 1 | CA ELAP 1644 |
| Cert 2 | ORELAP (NELAP) 4033 |

The Certified Analyte Report lists the compounds for which MAI is accredited at the time of issuance. Although MAI holds multiple accreditations, methods with extensive compound lists may not be fully accredited due to state agency availability.

McCampbell Analytical, Inc.
1534 Willow Pass Rd
Pittsburg, CA 94565-1701
(925) 252-9262

# CHAIN-OF-CUSTODY RECORD



**WorkOrder: 2511K15** **ClientCode: ENO** **QuoteID: 252619**

☐ WaterTrax ☐ CLIP ☐ EDF ☑ EQuIS ☑ Dry-Weight ☑ Email ☐ HardCopy ☐ ThirdParty ☐ J-flag

☑ Detection Summary ☑ **Excel** [A1_Standard _QC]

Report to:
Zach Barker
Enthalpy Analytical
931 West Barkley Avenue
Orange, CA 92868
714-771-6900 FAX:

Email: zach.barker@enthalpy.com
cc/3rd Party:
PO: 079649
Project: EO-547509

Bill to:
Accounts Payable/Enthalpy SoCal
Montrose Environmental Group
PO Box 842165
Boston, MA 02284-2165
003EL_ap@montrose-env.com

**Requested TAT: 5 days;**

*Date Received:* **11/26/2025**
*Date Logged:* **11/26/2025**

| Lab ID | ClientSampID | Matrix | Collection Date | Hold | Requested Tests (See legend below) | | | | | | | | | | | |
|---|---|---|---|---|---|---|---|---|---|---|---|---|---|---|---|---|
| | | | | | 1 | 2 | 3 | 4 | 5 | 6 | 7 | 8 | 9 | 10 | 11 | 12 |
| 2511K15-001 | SOUTH BASIN - WESTERN INTLET | Water | 11/20/2025 12:35 | ☐ | A | A | B | | | | | | | | | |
| 2511K15-002 | SOUTH BASIN - EASTERN INTLET | Water | 11/20/2025 13:35 | ☐ | A | A | B | | | | | | | | | |

**Test Legend:**

| | | | | | | | |
|---|---|---|---|---|---|---|---|
| 1 | 8151_W | 2 | PRDisposal Fee | 3 | RSK175_CO2_W | 4 | |
| 5 | | 6 | | 7 | | 8 | |
| 9 | | 10 | | 11 | | 12 | |

**Prepared by: Chyna Thomas**

**Comments:**

NOTE: Soil samples are discarded 60 days after receipt unless other arrangements are made (Water samples are 30 days).
Hazardous samples will be returned to client or disposed of at client expense.

McCampbell Analytical, Inc.
*"When Quality Counts"*

1534 Willow Pass Road, Pittsburg, CA 94565-1701
Toll Free Telephone: (877) 252-9262 / Fax: (925) 252-9269
http://www.mccampbell.com / E-mail: main@mccampbell.com

# WORK ORDER SUMMARY

**Client Name:** ENTHALPY ANALYTICAL **Project:** EO-547509 **Work Order:** 2511K15
**Client Contact:** Zach Barker **QC Level:** LEVEL 2
**Contact's Email:** zach.barker@enthalpy.com **Comments:** **Date Logged:** 11/26/2025

☐ WaterTrax ☐ CLIP ☐ EDF ☑ Excel ☐ EQuIS ☑ Email ☐ HardCopy ☐ ThirdParty ☐ J-flag

| LabID | ClientSampID | Matrix | Test Name | Cont./ Comp. | Bottle & Preservative | U** | Head Space | Dry-Weight | Collection Date & Time | TAT | Test Due Date | Sediment Content | Hold | Sub Out |
|---|---|---|---|---|---|---|---|---|---|---|---|---|---|---|
| 001A | SOUTH BASIN - WESTERN INTLET | Water | E8151A (Chlorinated Herbicides) | 1 | 1LA Narrow Mouth, Unpres | ☐ | ☐ | ☐ | 11/20/2025 12:35 | 5 days | 12/5/2025 | 5%+ | ☐ | ☐ |
| 001B | SOUTH BASIN - WESTERN INTLET | Water | RSK175 (CO2) | 2 | VOA, Unpres | ☐ | ☐ | ☐ | 11/20/2025 12:35 | 5 days | 12/5/2025 | 5%+ | ☐ | ☐ |
| 002A | SOUTH BASIN - EASTERN INTLET | Water | E8151A (Chlorinated Herbicides) | 1 | 1LA Narrow Mouth, Unpres | ☐ | ☐ | ☐ | 11/20/2025 13:35 | 5 days | 12/5/2025 | 5%+ | ☐ | ☐ |
| 002B | SOUTH BASIN - EASTERN INTLET | Water | RSK175 (CO2) | 2 | VOA, Unpres | ☐ | ☐ | ☐ | 11/20/2025 13:35 | 5 days | 12/5/2025 | 5%+ | ☐ | ☐ |

**NOTES: * STLC and TCLP extractions require 2 days to complete; therefore, all TATs begin after the extraction is completed (i.e., One-day TAT yields results in 3 days from sample submission).**

**- ISM prep requires 5 to 10 days to complete; therefore, all TATs begin after the extraction is completed (i.e., One-day TAT yields results in 6 to 11 days from sample submission). Due date listed on WO summary will not accurately reflect the time needed for sample preparation.**

**- Organic extracts are held for 40 days before disposal; Inorganic extract are held for 30 days.**

**- MAI assumes that all material present in the provided sampling container is considered part of the sample - MAI does not exclude any material from the sample prior to sample preparation unless requested in writing by the client.**

**U** = An unpreserved container was received for a method that suggests a preservation in order to extend hold time for analysis.**

**Cont./Comp. = Containers /Composites**

2511K15

ENTHALPY ANALYTICAL

931 West Barkley Ave
Orange, CA 92868
(714) 771-6900

Subcontract Laboratory:
McCampbell Analytical, Inc.
1534 Willow Pass Rd.
Pittsburg, CA 94565
ATTN: Quote ID: 252619
PO #: PO-079649

Enthalpy Order: EO-547509
PM: Zach Barker
Email: zach.barker@enthalpy.com
CC: incomingreports@enthalpy.com
Phone: (714) 771-6900

Results Due: Standard TAT
Report Level: II
Report To: MDL
EDDs: Standard Excel EDD

Notes:

| Sample ID | Collected | Lab ID | # Cont. | Matrix | Analysis Requested | Comment |
|---|---|---|---|---|---|---|
| SOUTH BASIN - WESTERN INLET | 20-NOV-2025 12:35 | 547509-001 | 1 | Water | EPA 8151A Chlorinated Herbicides | |
| | | | 2 | Water | RSK-175 CO2 | |
| SOUTH BASIN - EASTERN INLET | 20-NOV-2025 13:35 | 547509-002 | 1 | Water | EPA 8151A Chlorinated Herbicides | |
| | | | 2 | Water | RSK-175 CO2 | |

| Notes: | Relinquished By: | Received By: |
|---|---|---|
| | | |
| | Date: 11-24-25 15:00 | Date: |
| | | |
| | Date: | Date: 11/24/25 0953 |
| FEDEX:886365576170 | | |
| | Date: | Date: |

McCampbell Analytical, Inc.
*"When Quality Counts"*

1534 Willow Pass Road, Pittsburg, CA 94565-1701
Toll Free Telephone: (877) 252-9262 / Fax: (925) 252-9269
http://www.mccampbell.com / E-mail: main@mccampbell.com

# Sample Receipt Checklist

| | | | |
|---|---|---|---|
| Client Name: | Enthalpy Analytical | Date and Time Received: | 11/26/2025 09:53 |
| Project: | EO-547509 | Date Logged: | 11/26/2025 |
| | | Received by: | Chyna Thomas |
| WorkOrder №: | 2511K15 Matrix: Water | Logged by: | Chyna Thomas |
| Carrier: | FedEx | | |

## Chain of Custody (COC) Information

| | | | | | | |
|---|---|---|---|---|---|---|
| Chain of custody present? | Yes | ☑ | No | ☐ | | |
| Chain of custody signed when relinquished and received? | Yes | ☑ | No | ☐ | | |
| Chain of custody agrees with sample labels? | Yes | ☑ | No | ☐ | | |
| Sample IDs noted by Client on COC? | Yes | ☑ | No | ☐ | | |
| Date and Time of collection noted by Client on COC? | Yes | ☑ | No | ☐ | | |
| Sampler's name noted on COC? | Yes | ☑ | No | ☐ | | |
| COC agrees with Quote? | Yes | ☑ | No | ☐ | NA | ☐ |
| COC quote NOT expired? | Yes | ☑ | No | ☐ | NA | ☐ |

## Sample Receipt Information

| | | | | | | |
|---|---|---|---|---|---|---|
| Custody seals intact on shipping container/cooler? | Yes | ☐ | No | ☐ | NA | ☑ |
| Custody seals intact on sample bottles? | Yes | ☐ | No | ☐ | NA | ☑ |
| Shipping container/cooler in good condition? | Yes | ☑ | No | ☐ | | |
| Samples in proper containers/bottles? | Yes | ☑ | No | ☐ | | |
| Sample containers intact? | Yes | ☑ | No | ☐ | | |
| Sufficient sample volume for indicated test? | Yes | ☑ | No | ☐ | | |

## Sample Preservation and Hold Time (HT) Information

| | | | | | | |
|---|---|---|---|---|---|---|
| All samples received within holding time? | Yes | ☑ | No | ☐ | NA | ☐ |
| Samples Received on Ice? | Yes | ☑ | No | ☐ | | |
| (Ice Type: WET ICE ) | | | | | | |
| Sample/Temp Blank temperature | Temp: 0.1°C | | | | NA | ☐ |
| ZHS conditional analyses: VOA meets zero headspace requirement (VOCs, TPHg/BTEX, RSK)? | Yes | ☐ | No | ☐ | NA | ☑ |
| Sample labels checked for correct preservation? | Yes | ☑ | No | ☐ | | |
| pH acceptable upon receipt (Metal: <2)? | Yes | ☐ | No | ☐ | NA | ☑ |

UCMR Samples:

| | | | | | | |
|---|---|---|---|---|---|---|
| pH tested and acceptable upon receipt (200.7: ≤2; 533: 6 - 8; 537.1: 6 - 8)? | Yes | ☐ | No | ☐ | NA | ☑ |
| Free Chlorine tested and acceptable upon receipt (<0.1mg/L) [not applicable to 200.7]? | Yes | ☐ | No | ☐ | NA | ☑ |

Comments:

**Laboratory Job Number 547509**

**Subcontracted Products**

**Pace Analytical - Mt. Juliet**

# ANALYTICAL REPORT

December 03, 2025



## Enthalpy Analytical - Berkeley, CA

| | |
|---|---|
| Sample Delivery Group: | L1921432 |
| Samples Received: | 11/22/2025 |
| Project Number: | |
| Description: | Chiquita Canyon Stormwater |

Report To:

Zach Barker
2323 Fifth Street
Berkeley, CA 94710

Entire Report Reviewed By:

Jennifer Gambill
Project Manager

Results relate only to the items tested or calibrated and are reported as rounded values. This test report shall not be reproduced, except in full, without written approval of the laboratory. Where applicable, sampling conducted by Pace Analytical National is performed per guidance provided in laboratory standard operating procedures ENV-SOP-MTJL-0067 and ENV-SOP-MTJL-0068. Where sampling conducted by the customer, results relate to the accuracy of the information provided, and as the samples are received.

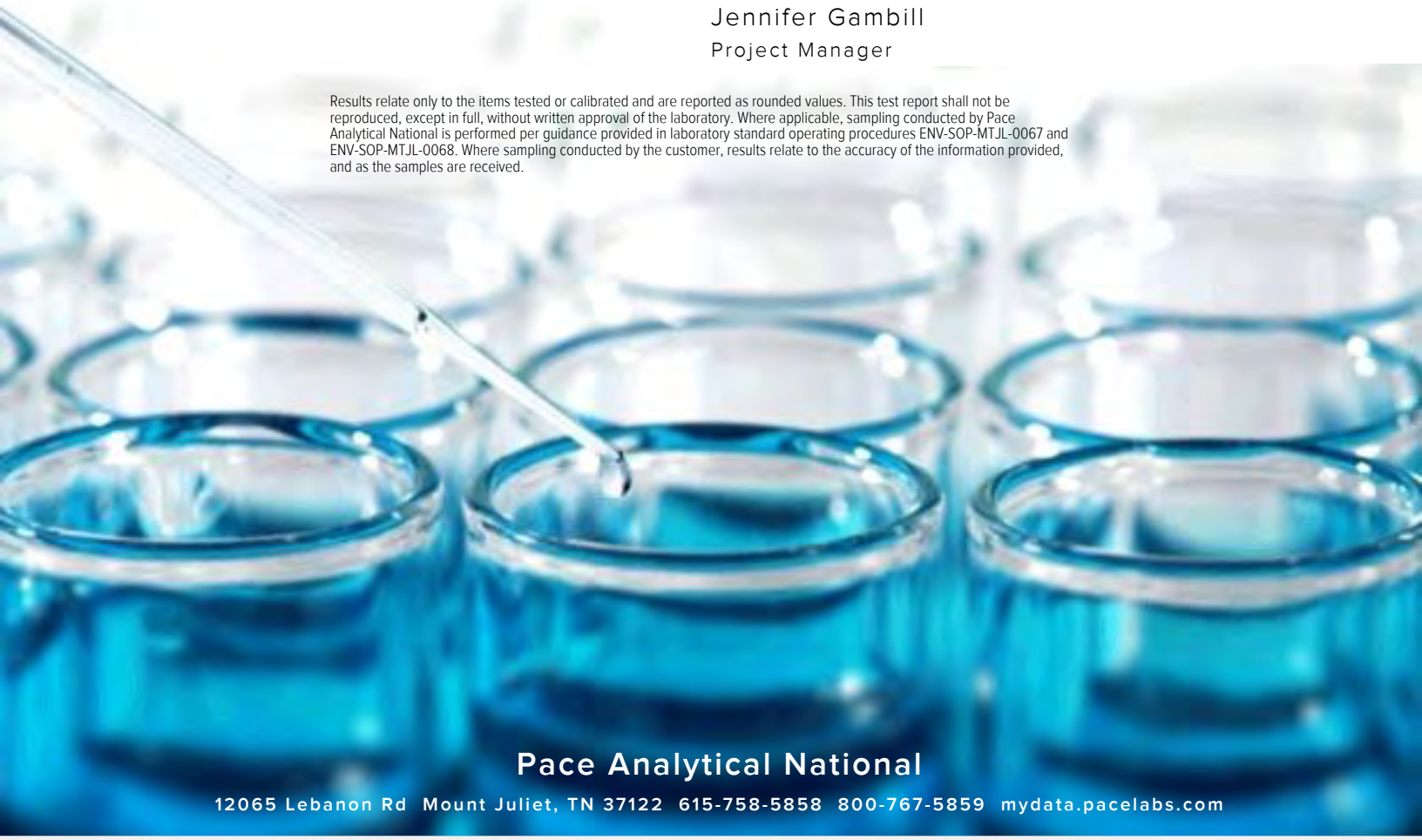

Pace Analytical National
12065 Lebanon Rd Mount Juliet, TN 37122 615-758-5858 800-767-5859 mydata.pacelabs.com

# TABLE OF CONTENTS


Cp: Cover Page 1

Tc: Table of Contents 2

Ss: Sample Summary 3

Cn: Case Narrative 4

Sr: Sample Results 5

SOUTH BASIN-WESTERN INLET L1921432-01 5

SOUTH BASIN-EASTERN INLET L1921432-02 6

Qc: Quality Control Summary 7

Semi Volatile Organic Compounds (GC/MS) by Method 625.1 7

Gl: Glossary of Terms 9

Al: Accreditations & Locations 10

Sc: Sample Chain of Custody 11

## SOUTH BASIN-WESTERN INLET L1921432-01

| Collected by | Collected date/time | Received date/time |
|---|---|---|
| | 11/20/25 12:35 | 11/22/25 09:00 |

| Method | Batch | Dilution | Preparation date/time | Analysis date/time | Analyst | Location |
|---|---|---|---|---|---|---|
| Semi Volatile Organic Compounds (GC/MS) by Method 625.1 | WG2646145 | 1 | 11/25/25 06:26 | 11/25/25 23:15 | VDR | Mt. Juliet, TN |

## SOUTH BASIN-EASTERN INLET L1921432-02

| Collected by | Collected date/time | Received date/time |
|---|---|---|
| | 11/20/25 13:35 | 11/22/25 09:00 |

| Method | Batch | Dilution | Preparation date/time | Analysis date/time | Analyst | Location |
|---|---|---|---|---|---|---|
| Semi Volatile Organic Compounds (GC/MS) by Method 625.1 | WG2646145 | 1 | 11/25/25 06:26 | 12/02/25 06:32 | KB | Mt. Juliet, TN |

# CASE NARRATIVE

All sample aliquots were received at the correct temperature, in the proper containers, with the appropriate preservatives, and within method specified holding times, unless qualified or notated within the report. Where applicable, all MDL (LOD) and RDL (LOQ) values reported for environmental samples have been corrected for the dilution factor used in the analysis. All Method and Batch Quality Control are within established criteria except where addressed in this case narrative, a non-conformance form or properly qualified within the sample results. By my digital signature below, I affirm to the best of my knowledge, all problems/anomalies observed by the laboratory as having the potential to affect the quality of the data have been identified by the laboratory, and no information or data have been knowingly withheld that would affect the quality of the data.



Jennifer Gambill
Project Manager

## Sample Delivery Group (SDG) Narrative

**An aliquot for analysis was taken from the original container received due to volume requirements of the laboratory's procedure. Rinsing of the original sample container for inclusion in the sample extraction was not performed.**

| Lab Sample ID | Project Sample ID | Method |
|---|---|---|
| L1921432-01 | SOUTH BASIN-WESTERN INLET | 625.1 |
| L1921432-02 | SOUTH BASIN-EASTERN INLET | 625.1 |

## Semi Volatile Organic Compounds (GC/MS) by Method 625.1

| Analyte | Result mg/l | Qualifier | MDL mg/l | RDL mg/l | Dilution | Analysis date / time | Batch |
|---|---|---|---|---|---|---|---|
| Alpha-Terpineol | U | J4 | 0.000405 | 0.0100 | 1 | 11/25/2025 23:15 | WG2646145 |
| *(S) Nitrobenzene-d5* | *143* | | | *15.0-314* | | *11/25/2025 23:15* | WG2646145 |
| *(S) 2-Fluorobiphenyl* | *91.5* | | | *22.0-127* | | *11/25/2025 23:15* | WG2646145 |
| *(S) p-Terphenyl-d14* | *85.9* | | | *29.0-141* | | *11/25/2025 23:15* | WG2646145 |
| *(S) Phenol-d5* | *40.6* | | | *8.00-424* | | *11/25/2025 23:15* | WG2646145 |
| *(S) 2-Fluorophenol* | *52.0* | | | *10.0-120* | | *11/25/2025 23:15* | WG2646145 |
| *(S) 2,4,6-Tribromophenol* | *93.0* | | | *10.0-153* | | *11/25/2025 23:15* | WG2646145 |

## Semi Volatile Organic Compounds (GC/MS) by Method 625.1

| Analyte | Result | Qualifier | MDL | RDL | Dilution | Analysis | Batch |
|---|---|---|---|---|---|---|---|
| | mg/l | | mg/l | mg/l | | date / time | |
| Alpha-Terpineol | U | J4 | 0.000405 | 0.0100 | 1 | 12/02/2025 06:32 | WG2646145 |
| *(S) Nitrobenzene-d5* | *93.7* | | | *15.0-314* | | *12/02/2025 06:32* | WG2646145 |
| *(S) 2-Fluorobiphenyl* | *82.6* | | | *22.0-127* | | *12/02/2025 06:32* | WG2646145 |
| *(S) p-Terphenyl-d14* | *71.1* | | | *29.0-141* | | *12/02/2025 06:32* | WG2646145 |
| *(S) Phenol-d5* | *30.7* | | | *8.00-424* | | *12/02/2025 06:32* | WG2646145 |
| *(S) 2-Fluorophenol* | *44.5* | | | *10.0-120* | | *12/02/2025 06:32* | WG2646145 |
| *(S) 2,4,6-Tribromophenol* | *91.5* | | | *10.0-153* | | *12/02/2025 06:32* | WG2646145 |

## Method Blank (MB)

(MB) R4307145-2 11/25/25 21:28

| Analyte | MB Result mg/l | MB Qualifier | MB MDL mg/l | MB RDL mg/l |
|---|---|---|---|---|
| Alpha-Terpineol | U | | 0.000405 | 0.0100 |
| *(S) Nitrobenzene-d5* | *110* | | | *15.0-314* |
| *(S) 2-Fluorobiphenyl* | *72.2* | | | *22.0-127* |
| *(S) p-Terphenyl-d14* | *71.6* | | | *29.0-141* |
| *(S) Phenol-d5* | *20.2* | | | *8.00-424* |
| *(S) 2-Fluorophenol* | *32.9* | | | *10.0-120* |
| *(S) 2,4,6-Tribromophenol* | *66.0* | | | *10.0-153* |

## Method Blank (MB)

(MB) R4308802-2 11/26/25 16:47

| Analyte | MB Result mg/l | MB Qualifier | MB MDL mg/l | MB RDL mg/l |
|---|---|---|---|---|
| Alpha-Terpineol | U | | 0.000405 | 0.0100 |

## Laboratory Control Sample (LCS)

(LCS) R4307145-1 11/25/25 21:06

| Analyte | Spike Amount mg/l | LCS Result mg/l | LCS Rec. % | Rec. Limits % | LCS Qualifier |
|---|---|---|---|---|---|
| Alpha-Terpineol | 0.0500 | 0.0685 | 137 | 30.0-120 | J4 |
| *(S) Nitrobenzene-d5* | | | *112* | *15.0-314* | |
| *(S) 2-Fluorobiphenyl* | | | *83.0* | *22.0-127* | |
| *(S) p-Terphenyl-d14* | | | *76.9* | *29.0-141* | |
| *(S) Phenol-d5* | | | *26.9* | *8.00-424* | |
| *(S) 2-Fluorophenol* | | | *36.1* | *10.0-120* | |
| *(S) 2,4,6-Tribromophenol* | | | *92.0* | *10.0-153* | |

## Laboratory Control Sample (LCS)

(LCS) R4308802-1 11/26/25 16:30

| Analyte | Spike Amount mg/l | LCS Result mg/l | LCS Rec. % | Rec. Limits % | LCS Qualifier |
|---|---|---|---|---|---|
| Alpha-Terpineol | 0.0500 | 0.0343 | 68.6 | 30.0-120 | |

## L1921430-01 Original Sample (OS) • Matrix Spike (MS) • Matrix Spike Duplicate (MSD)

(OS) L1921430-01 11/28/25 16:25 • (MS) R4307623-1 11/28/25 16:46 • (MSD) R4307623-2 11/28/25 17:07

| Analyte | Spike Amount mg/l | Original Result mg/l | MS Result mg/l | MSD Result mg/l | MS Rec. % | MSD Rec. % | Dilution | Rec. Limits % | MS Qualifier | MSD Qualifier | RPD % | RPD Limits % |
|---|---|---|---|---|---|---|---|---|---|---|---|---|
| Alpha-Terpineol | 0.0500 | 0.000406 | 0.0243 | 0.0256 | 48.6 | 51.2 | 1 | 30.0-120 | | | 5.21 | 30 |
| *(S) Nitrobenzene-d5* | | | | | *50.3* | *58.7* | | *15.0-314* | | | | |
| *(S) 2-Fluorobiphenyl* | | | | | *74.9* | *78.8* | | *22.0-127* | | | | |
| *(S) p-Terphenyl-d14* | | | | | *76.4* | *79.1* | | *29.0-141* | | | | |
| *(S) Phenol-d5* | | | | | *23.2* | *28.2* | | *8.00-424* | | | | |
| *(S) 2-Fluorophenol* | | | | | *36.2* | *37.4* | | *10.0-120* | | | | |
| *(S) 2,4,6-Tribromophenol* | | | | | *94.0* | *107* | | *10.0-153* | | | | |

# GLOSSARY OF TERMS

## Guide to Reading and Understanding Your Laboratory Report

The information below is designed to better explain the various terms used in your report of analytical results from the Laboratory. This is not intended as a comprehensive explanation, and if you have additional questions please contact your project representative.

Results Disclaimer - Information that may be provided by the customer, and contained within this report, include Permit Limits, Project Name, Sample ID, Sample Matrix, Sample Preservation, Field Blanks, Field Spikes, Field Duplicates, On-Site Data, Sampling Collection Dates/Times, and Sampling Location. Results relate to the accuracy of this information provided, and as the samples are received.

## Abbreviations and Definitions

| | |
|---|---|
| MDL | Method Detection Limit. |
| RDL | Reported Detection Limit. |
| Rec. | Recovery. |
| RPD | Relative Percent Difference. |
| SDG | Sample Delivery Group. |
| (S) | Surrogate (Surrogate Standard) - Analytes added to every blank, sample, Laboratory Control Sample/Duplicate and Matrix Spike/Duplicate; used to evaluate analytical efficiency by measuring recovery. Surrogates are not expected to be detected in all environmental media. |
| U | Not detected at the Reporting Limit (or MDL where applicable). |
| Analyte | The name of the particular compound or analysis performed. Some Analyses and Methods will have multiple analytes reported. |
| Dilution | If the sample matrix contains an interfering material, the sample preparation volume or weight values differ from the standard, or if concentrations of analytes in the sample are higher than the highest limit of concentration that the laboratory can accurately report, the sample may be diluted for analysis. If a value different than 1 is used in this field, the result reported has already been corrected for this factor. |
| Limits | These are the target % recovery ranges or % difference value that the laboratory has historically determined as normal for the method and analyte being reported. Successful QC Sample analysis will target all analytes recovered or duplicated within these ranges. |
| Original Sample | The non-spiked sample in the prep batch used to determine the Relative Percent Difference (RPD) from a quality control sample. The Original Sample may not be included within the reported SDG. |
| Qualifier | This column provides a letter and/or number designation that corresponds to additional information concerning the result reported. If a Qualifier is present, a definition per Qualifier is provided within the Glossary and Definitions page and potentially a discussion of possible implications of the Qualifier in the Case Narrative if applicable. |
| Result | The actual analytical final result (corrected for any sample specific characteristics) reported for your sample. If there was no measurable result returned for a specific analyte, the result in this column may state “ND” (Not Detected) or “BDL” (Below Detectable Levels). The information in the results column should always be accompanied by either an MDL (Method Detection Limit) or RDL (Reporting Detection Limit) that defines the lowest value that the laboratory could detect or report for this analyte. |
| Uncertainty (Radiochemistry) | Confidence level of 2 sigma. |
| U (Radiochemistry) | Result + Error < MDA. |
| J (Radiochemistry) | Result < MDA; Result + Error > MDA. |
| Case Narrative (Cn) | A brief discussion about the included sample results, including a discussion of any non-conformances to protocol observed either at sample receipt by the laboratory from the field or during the analytical process. If present, there will be a section in the Case Narrative to discuss the meaning of any data qualifiers used in the report. |
| Quality Control Summary (Qc) | This section of the report includes the results of the laboratory quality control analyses required by procedure or analytical methods to assist in evaluating the validity of the results reported for your samples. These analyses are not being performed on your samples typically, but on laboratory generated material. |
| Sample Chain of Custody (Sc) | This is the document created in the field when your samples were initially collected. This is used to verify the time and date of collection, the person collecting the samples, and the analyses that the laboratory is requested to perform. This chain of custody also documents all persons (excluding commercial shippers) that have had control or possession of the samples from the time of collection until delivery to the laboratory for analysis. |
| Sample Results (Sr) | This section of your report will provide the results of all testing performed on your samples. These results are provided by sample ID and are separated by the analyses performed on each sample. The header line of each analysis section for each sample will provide the name and method number for the analysis reported. |
| Sample Summary (Ss) | This section of the Analytical Report defines the specific analyses performed for each sample ID, including the dates and times of preparation and/or analysis. |

| Qualifier | Description |
|---|---|
| J4 | The associated batch QC was outside the established quality control range for accuracy. |

# ACCREDITATIONS & LOCATIONS

## Pace Analytical National 12065 Lebanon Rd Mount Juliet, TN 37122

| | | | |
|---|---|---|---|
| Alabama | 40660 | Nebraska | NE-OS-15-05 |
| Alaska | 17-026 | Nevada | TN000032021-1 |
| Arizona | AZ0612 | New Hampshire | 2975 |
| Arkansas | 88-0469 | New Jersey–NELAP | TN002 |
| California | 2932 | New Mexico [1] | TN00003 |
| Colorado | TN00003 | New York | 11742 |
| Connecticut | PH-0197 | North Carolina | Env375 |
| Florida | E87487 | North Carolina [1] | DW21704 |
| Georgia | NELAP | North Carolina [3] | 41 |
| Georgia [1] | 923 | North Dakota | R-140 |
| Idaho | TN00003 | Ohio–VAP | CL0069 |
| Illinois | 200008 | Oklahoma | 9915 |
| Indiana | C-TN-01 | Oregon | TN200002 |
| Iowa | 364 | Pennsylvania | 68-02979 |
| Kansas | E-10277 | Rhode Island | LAO000356 |
| Kentucky [1 6] | KY90010 | South Carolina | 84004002 |
| Kentucky [2] | 16 | South Dakota | n/a |
| Louisiana | AI30792 | Tennessee [1 4] | 2006 |
| Louisiana | LA018 | Texas | T104704245-20-18 |
| Maine | TN00003 | Texas [5] | LAB0152 |
| Maryland | 324 | Utah | TN000032021-11 |
| Massachusetts | M-TN003 | Vermont | VT2006 |
| Michigan | 9958 | Virginia | 110033 |
| Minnesota | 047-999-395 | Washington | C847 |
| Mississippi | TN00003 | West Virginia | 233 |
| Missouri | 340 | Wisconsin | 998093910 |
| Montana | CERT0086 | Wyoming | A2LA |
| A2LA – ISO 17025 | 1461.01 | AIHA-LAP,LLC EMLAP | 100789 |
| A2LA – ISO 17025 [5] | 1461.02 | DOD | 1461.01 |
| Canada | 1461.01 | USDA | P330-15-00234 |
| EPA–Crypto | TN00003 | | |

[1] Drinking Water [2] Underground Storage Tanks [3] Aquatic Toxicity [4] Chemical/Microbiological [5] Mold [6] Wastewater n/a Accreditation not applicable

* Not all certifications held by the laboratory are applicable to the results reported in the attached report.

* Accreditation is only applicable to the test methods specified on each scope of accreditation held by Pace Analytical.

ENTHALPY ANALYTICAL

931 West Barkley Ave
Orange, CA 92868
(714) 771-6900

**F096**

Subcontract Laboratory:
Pace Analytical - Mt. Juliet
12065 Lebanon Road
Mt. Juliet, TN 37122
ATTN: Jennifer Gambill
PO #: Required, to be sent via email

Enthalpy Order: EO-547509
PM: Zach Barker
Email: zach.barker@enthalpy.com
CC: incomingreports@enthalpy.com
Phone: (714) 771-6900

4921432

Results Due: Standard
TAT
Report Level: II
Report To: MDL
EDDs:

Notes:
Chiquita Canyon Stormwater

| Sample ID | Collected | Lab ID | # Cont. | Matrix | Analysis Requested | Comment | |
|---|---|---|---|---|---|---|---|
| SOUTH BASIN - WESTERN INLET | 20-NOV-2025 12:35 | 547509-001 | 1 | Water | EPA 625.1 Alpha Terpineol | Report alpha-terpineol only | -01 |
| SOUTH BASIN - EASTERN INLET | 20-NOV-2025 13:35 | 547509-002 | 1 | Water | EPA 625.1 Alpha Terpineol | Report alpha-terpineol only | -02 |

| Notes: | Relinquished By: | Received By: |
|---|---|---|
| | [signature] | CRoberto |
| | Date: 11.21.25 15:08 | Date: 11.22.25 0900 |
| | | |
| | Date: | Date: |
| | | |
| | Date: | Date: |

8862 8820 5042

2.1±0.2.1 TUA9

Sample Receipt Checklist

COC Seal Present/Intact: __Y__N ✓NP
COC Signed/Accurate: ✓Y__N
Bottles arrive intact: ✓Y__N
Correct bottles used: ✓Y__N
Sufficient volume sent: ✓Y__N
RA Screen <0.5 mR/hr: ✓Y__N

If Applicable
VOA Zero Headspace: __Y__N
Pres. Correct/Check: __Y__N
Condition: __NCF ✓OK

Enthalpy Analytical
931 West Barkley Ave
Orange, CA 92868
(714) 771-6900

enthalpy.com

Lab Job Number : 547508
Report Level : II
Report Date : 12/09/2025

**Analytical Report** *prepared for:*

Kate Logan
Waste Connections
Chiquita Canyon Landfill
29201 Henry Mayo Drive
Castaic, CA 91384

Project: CCLF STORMWATER - Chiquita Canyon Stormwater

*Authorized for release by:*



Zach Barker, Project Manager
zach.barker@enthalpy.com

This data package has been reviewed for technical correctness and completeness. Release of this data has been authorized by the Laboratory Manager or the Manager's designee, as verified by the above signature which applies to this PDF file as well as any associated electronic data deliverable files. The results contained in this report meet all requirements of NELAP and pertain only to those samples which were submitted for analysis. This report may be reproduced only in its entirety.

CA ELAP# 1338, CA ELAP #1338-S1, NELAP# 4038, SCAQMD LAP# 18LA0518, LACSD ID# 10105, ORELAP# 4197

ENTHALPY ANALYTICAL

# Sample Summary

| | | | |
|---|---|---|---|
| Kate Logan<br>Waste Connections<br>Chiquita Canyon Landfill<br>29201 Henry Mayo Drive<br>Castaic, CA 91384 | | Lab Job #:<br>Project No:<br>Location:<br>Date Received: | 547508<br>CCLF STORMWATER<br>Chiquita Canyon Stormwater<br>11/20/25 |

| Sample ID | Lab ID | Collected | Matrix |
|---|---|---|---|
| SOUTH | 547508-001 | 11/20/25 14:15 | Water |

# Case Narrative

| | |
|---|---|
| Waste Connections<br>Chiquita Canyon Landfill<br>29201 Henry Mayo Drive<br>Castaic, CA 91384<br>Kate Logan | Lab Job Number: 547508<br>Project No: CCLF STORMWATER<br>Location: Chiquita Canyon Stormwater<br>Date Received: 11/20/25 |

This data package contains sample and QC results for one water sample, requested for the above referenced project on 11/20/25. The sample was received in good condition.

**Volatile Organics by GC/MS (EPA 8260B):**

- High RPD was observed for chlorobenzene in the MS/MSD for batch 388225; the parent sample was not a project sample, the RPD was acceptable in the BS/BSD, and this analyte was not detected at or above the RL in the associated sample.
- SOUTH (lab # 547508-001) had pH greater than 2.
- No other analytical problems were encountered.

**Semivolatile Organics by GC/MS (EPA 8270C):**
No analytical problems were encountered.

**Semivolatile Organics by GC/MS (EPA 625.1):**
No analytical problems were encountered.

**Semivolatile Organics by GC/MS SIM (EPA 8270C-SIM):**
No analytical problems were encountered.

**Pesticides (EPA 8081A):**
No analytical problems were encountered.

**Total Organic Carbon by IR (SM 5310B):**
No analytical problems were encountered.

**PCBs (EPA 8082):**
No analytical problems were encountered.

**Metals (EPA 200.7, EPA 200.8, and EPA 245.1):**

- High recovery was observed for iron in the MSD for batch 388161; the parent sample was not a project sample, the LCS was within limits, and the associated RPD was within limits.
- High recoveries were observed for boron in the MS/MSD for batch 388174; the parent sample was not a project sample, the LCS was within limits, and the associated RPD was within limits.
- High recovery was observed for boron in the MS for batch 388174; the parent sample was not a project sample, the LCS was within limits, and the associated RPD was within limits.
- No other analytical problems were encountered.

**Ion Chromatography (EPA 300.0):**
No analytical problems were encountered.

**Conductivity (SM2510B):**
No analytical problems were encountered.

**Total Oil & Grease (HEM) (EPA 1664A):**

- Matrix spikes were not performed for this analysis due to insufficient sample volume.
- No analytical problems were encountered.

**Total Phenolics (EPA 420.1):**
No analytical problems were encountered.

**Alkalinity (SM2320B):**
No analytical problems were encountered.

**Sulfide (SM 4500-S2-D):**
No analytical problems were encountered.

**Total Dissolved Solids (TDS) (SM2540C):**
No analytical problems were encountered.

**Total Suspended Solids (TSS) (SM2540D):**

- High RPD was observed for total suspended solids in the SDUP for batch 388520; the parent sample was not a project sample.
- No other analytical problems were encountered.

**Chemical Oxygen Demand (SM5220D):**
No analytical problems were encountered.

**Biochemical Oxygen Demand (SM5210B):**
No analytical problems were encountered.

**Turbidity (SM2130B):**
No analytical problems were encountered.

**Cyanide - Semi-Automated Method (SM 4500-CN-E and SM 4500-CN-E):**
No analytical problems were encountered.

**Coliform - 9221 Tests (SM 9221B and SM 9221F):**
No analytical problems were encountered.

**Ammonia and TKN- Semi-Automated Method (SM 4500-NH3-G):**

- High recovery was observed for ammonia-N in the MSD for batch 389023; the parent sample was not a project sample, and the LCS was within limits. High RPD was also observed for ammonia-N in the MS/MSD for batch 389023.
- No other analytical problems were encountered.

**Organophosphorus Pesticides (EPA 8141A):**
Pace Laboratories in Bakersfield, CA performed the analysis (see sublab report section for certifications). Please see the Pace Laboratories case narrative.

**8151A Chlorinated Herbicides (EPA 8151A):**
McCampbell Analytical, Inc. in Pittsburg, CA performed the analysis (NELAP certified). Please see the McCampbell Analytical, Inc. case narrative.

**RSK-175 CO2 (RSK-175):**
McCampbell Analytical, Inc. in Pittsburg, CA performed the analysis (see sublab report section for certifications). Please see the McCampbell Analytical, Inc. case narrative.

**Dioxins & Furans (EPA 8290):**
Enthalpy - El Dorado Hills in El Dorado Hills, CA performed the analysis (see sublab report section for certifications). Please see the Enthalpy - El Dorado Hills case narrative.

**EPA 625.1 (EPA 625.1):**
Pace Analytical - Mt. Juliet in Mt. Juliet, TN performed the analysis (see sublab report section for certifications). Please see the Pace Analytical - Mt. Juliet case narrative.

# ENTHALPY ANALYTICAL

## Chain of Custody Record

Lab No: 547508

Page: 1 of 3

**Turn Around Time (rush by advanced notice only)**

| Standard: | X | 5 Day: | | 3 Day: | |
|---|---|---|---|---|---|
| 2 Day: | | 1 Day: | | Custom TAT: | |


**Enthalpy Analytical - Orange**

931 W. Barkley Avenue, Orange, CA 92868

Phone 714-771-6900


**Matrix:** A = Air S = Soil/Solid W = Water DW = Drinking Wate SD = Sediment PP = Pure Product SEA = Sea Water SW = Swab T = Tissue WP = Wipe O = Other

**Preservatives:** 1 = $Na_2S_2O_3$ 2 = HCl 3 = $HNO_3$ 4 = $H_2SO_4$ 5 = NaOH 6 = Other

**Sample Receipt Temp:** (lab use only)

| CUSTOMER INFORMATION | | PROJECT INFORMATION | |
|---|---|---|---|
| Company: | Chiquita Canyon, LLC | Name: | SW - Inlets |
| Report To: | Kate Logan | Number: | |
| Email: | kate.logan@wasteconnections.com | P.O. #: | |
| Address: | 29201 Henry Mayo Drive | Address: | 29201 Henry Mayo Drive |
| | Castaic, CA 91384 | | Castaic, CA 91384 |
| Phone: | 682-559-3880 | Global ID: | |
| Fax: | | Sampled By: | CH, MT |

| | Sample ID | Sampling Date | Sampling Time | Matrix | Container No. / Size | Pres. | 200.7/200.8 Metals (see comments) | 245.1 Mercury | 4500-CN-E Cyanide | 8081 Pesticides / 8082 PCBs | 8141 Organophosphorous Pesticides | 8151 Herbicides | 8260 VOCs | 8260 Acrolein/Acrylonitrile | 8270C | 8290 2,3,7,8-TCDD | Test Instructions / Comments |
|---|---|---|---|---|---|---|---|---|---|---|---|---|---|---|---|---|---|
| 1 | South | 11/20/25 | 1415 | W | 31 | 6,2,4,1 | X | X | X | X | X | X | X | X | X | X | Temp: 15.3°C, pH 7.33 |
| 2 | | | | | | | | | | | | | | | | | |
| 3 | | | | | | | | | | | | | | | | | |
| 4 | | | | | | | | | | | | | | | | | |
| 5 | | | | | | | | | | | | | | | | | |
| 6 | | | | | | | | | | | | | | | | | |
| 7 | | | | | | | | | | | | | | | | | |
| 8 | | | | | | | | | | | | | | | | | |
| 9 | | | | | | | | | | | | | | | | | |
| 10 | | | | | | | | | | | | | | | | | |

**Test Instructions / Comments**

**200.8 - Ag, As, B, Ba, Be, Cd, Co, Cr, Cu, Ni, Mn, Pb, Sb, Se, Sn, Tl, V, Zn**
**200.7 - Fe, Ca, K, Mg, Na**

**Additional email recipients:**
**matt.breuer@wasteconnections.com**
**stormwater@wasteconnections.com**
**tmb@swteng.com**
**aav@swteng.com**

**Direct invoices to:**
**Maribel Bolanos**
**(661) 257-3665**

Login 547508

| | Signature | Print Name | Company / Title | Date / Time |
|---|---|---|---|---|
| [1] Relinquished By: | | Corey Hercyk | CTEH | 11/20/25 1820 |
| [1] Received By: | | Anna Roberts | EA | 11-20-25 18:20 |
| [2] Relinquished By: | | | | |
| [2] Received By: | | | | |
| [3] Relinquished By: | | | | |
| [3] Received By: | | | | |

# ENTHALPY ANALYTICAL

## Chain of Custody Record

Lab No: 547508

Page: 2 of 3

**Turn Around Time (rush by advanced notice only)**

| Standard: | X | 5 Day: | | 3 Day: | |
|---|---|---|---|---|---|
| 2 Day: | | 1 Day: | | Custom TAT: | |


**Enthalpy Analytical - Orange**

931 W. Barkley Avenue, Orange, CA 92868

Phone 714-771-6900


**Matrix:** A = Air S = Soil/Solid W = Water DW = Drinking Wate SD = Sediment PP = Pure Product SEA = Sea Water SW = Swab T = Tissue WP = Wipe O = Other

**Preservatives:** 1 = $Na_2S_2O_3$ 2 = HCl 3 = $HNO_3$ 4 = $H_2SO_4$ 5 = NaOH 6 = Other

**Sample Receipt Temp:** (lab use only)

| CUSTOMER INFORMATION | | PROJECT INFORMATION | |
|---|---|---|---|
| Company: | Chiquita Canyon, LLC | Name: | SW - Inlets |
| Report To: | Kate Logan | Number: | |
| Email: | kate.logan@wasteconnections.com | P.O. #: | |
| Address: | 29201 Henry Mayo Drive | Address: | 29201 Henry Mayo Drive |
| | Castaic, CA 91384 | | Castaic, CA 91384 |
| Phone: | 682-559-3880 | Global ID: | |
| Fax: | | Sampled By: | CH, MT |

| | Sample ID | Sampling Date | Sampling Time | Matrix | Container No. / Size | Pres. | SM4500-S2-D Total Sulfide | 420.1 Total Phenolics | 1664A Oil and Grease | 9221B Tota Coliform | 9221F E. Coli | 300.0 Cl, Br, Fl, NO3, NO2, SO4 | 2540D TSS | 5310B TOC | 8270 SIM 1,4-Dioxane | SM2320B Alkalinity | Test Instructions / Comments |
|---|---|---|---|---|---|---|---|---|---|---|---|---|---|---|---|---|---|
| 1 | South | 11/20/25 | 1415 | W | 31 | 6,2,4,1 | X | X | X | X | X | X | X | X | X | X | Temp: 15.3°C, pH 7.33 |
| 2 | | | | | | | | | | | | | | | | | |
| 3 | | | | | | | | | | | | | | | | | |
| 4 | | | | | | | | | | | | | | | | | |
| 5 | | | | | | | | | | | | | | | | | |
| 6 | | | | | | | | | | | | | | | | | |
| 7 | | | | | | | | | | | | | | | | | |
| 8 | | | | | | | | | | | | | | | | | |
| 9 | | | | | | | | | | | | | | | | | |
| 10 | | | | | | | | | | | | | | | | | |

**Analysis Request**

**Test Instructions / Comments**

**Additional email recipients:**
matt.breuer@wasteconnections.com
stormwater@wasteconnections.com
tmb@swteng.com
aav@swteng.com

**Direct invoices to:**
Maribel Bolanos
(661) 257-3665

| | Signature | Print Name | Company / Title | Date / Time |
|---|---|---|---|---|
| [1] Relinquished By: | [signature] | Collelz Hercyh | CTEH | 11/20/25 1820 |
| [1] Received By: | [signature] | Anna Roberts | EA | 11-20-25 18:20 |
| [2] Relinquished By: | | | | |
| [2] Received By: | | | | |
| [3] Relinquished By: | | | | |
| [3] Received By: | | | | |

# ENTHALPY ANALYTICAL

## Chain of Custody Record

Lab No: 547508

Page: 3 of 3

**Turn Around Time (rush by advanced notice only)**

| Standard: | X | 5 Day: | | 3 Day: | |
|---|---|---|---|---|---|
| 2 Day: | | 1 Day: | | Custom TAT: | |


**Enthalpy Analytical - Orange**

931 W. Barkley Avenue, Orange, CA 92868

Phone 714-771-6900


**Matrix:** A = Air S = Soil/Solid W = Water DW = Drinking Wate SD = Sediment PP = Pure Product SEA = Sea Water SW = Swab T = Tissue WP = Wipe O = Other

**Preservatives:** 1 = $Na_2S_2O_3$ 2 = HCl 3 = $HNO_3$ 4 = $H_2SO_4$ 5 = NaOH 6 = Other

**Sample Receipt Temp:** (lab use only)

| CUSTOMER INFORMATION | | PROJECT INFORMATION | |
|---|---|---|---|
| Company: | Chiquita Canyon, LLC | Name: | SW - Inlets |
| Report To: | Kate Logan | Number: | |
| Email: | kate.logan@wasteconnections.com | P.O. #: | |
| Address: | 29201 Henry Mayo Drive | Address: | 29201 Henry Mayo Drive |
| | Castaic, CA 91384 | | Castaic, CA 91384 |
| Phone: | 682-559-3880 | Global ID: | |
| Fax: | | Sampled By: | CH, MT |

| | Sample ID | Sampling Date | Sampling Time | Matrix | Container No. / Size | Pres. | SM5220D Chemical Oxygen Demand | SM2510B Specific Conductance | RSK-175 Carbon Dioxide | 2540E TDS | SM2130B Turbidity | 350.1 Ammonia | 625.1 - See Comments | 625.1 Alpha-Terpineol | SM5210B BOD | | Test Instructions / Comments |
|---|---|---|---|---|---|---|---|---|---|---|---|---|---|---|---|---|---|
| 1 | South | 11/20/25 | 1415 | W | 31 | 6,2,4,1 | X | X | X | X | X | X | X | X | X | X | Temp: 15.3°C, pH 7.33 |
| 2 | | | | | | | | | | | | | | | | | |
| 3 | | | | | | | | | | | | | | | | | |
| 4 | | | | | | | | | | | | | | | | | |
| 5 | | | | | | | | | | | | | | | | | |
| 6 | | | | | | | | | | | | | | | | | |
| 7 | | | | | | | | | | | | | | | | | |
| 8 | | | | | | | | | | | | | | | | | |
| 9 | | | | | | | | | | | | | | | | | |
| 10 | | | | | | | | | | | | | | | | | |

**Analysis Request**

**Test Instructions / Comments**

625.1 - Benzoic Acid, Pyridine, Phenol, 2-methylphenol, 3,4-methylphenol, Cresol, Naphthalene, alpha-terpineol

Additional email recipients:
matt.breuer@wasteconnections.com
stormwater@wasteconnections.com
tmb@swteng.com
aav@swteng.com

Direct invoices to:
Maribel Bolanos
(661) 257-3665

| | Signature | Print Name | Company / Title | Date / Time |
|---|---|---|---|---|
| [1] Relinquished By: | | Caleb Herrgh | CTH | 11/20/25 1820 |
| [1] Received By: | | Anna Roberts | ENTHALPY | 11-20-25 18:20 |
| [2] Relinquished By: | | | | |
| [2] Received By: | | | | |
| [3] Relinquished By: | | | | |
| [3] Received By: | | | | |

# SAMPLE RECEIPT CHECKLIST

**Section 1: General Info**

Date Received: 11/20/25 WO# 547508 Client: Waste Connections

**Section 2: Shipping / Custody** **Are custody seals present?** ☐ Yes ☒ No

Custody seals intact on arrival? ■ N/A ☐ Yes ☐ No ☐ On cooler / box ☐ On samples

☐ Courier ■ Walk-In ☐ Field Sampling ☐ Shipping Info: _____

**Section 3a: Condition / Packaging** ☐ **Outside 0.0 - 6.0°C (0.0 - 10.0°C for microbiology) (PM notified)**

Date Opened 11/20/25 By (initials) AGR Type of ice used: ■ Wet ☐ Blue/Gel ☐ None

☐ Samples received on ice directly from the field; cooling process had begun. (if checked, skip temperatures)

☐ Sample matrix doesn't require cooling (e.g. air, bulk PCB). (if checked, skip temperatures)

If no cooler: Observed/Adjusted Temp (°C): _____ / _____ Thermometer/IR Gun: IR10 CF: +0.2

Cooler Temp (°C) #1: 3.1 / 3.3 #2: 5.6 / 5.8 #3: 2.9 / 3.1 #4: 5.5 / 5.7 #5: 5.5 / 5.4 #6: 4.0 / 4.2

**Section 3b: Microbiology Samples** ☐ **No microbiology samples submitted (skip 3b)**

■ Within temp range 0.0 - 10.0°C or received on ice directly from field.

■ Adequate headspace for microbiology analysis.

**Section 3c: Air Samples** ■ **No air samples submitted (skip 3c)**

☐ 1.4L Canisters ☐ 6L Canisters ☐ Tedlar Bags ☐ MCE Cassettes ☐ Sorbent Tubes ☐ Other _____

| Section 4: Containers / Labels / Samples | YES | NO | N/A |
|---|---|---|---|
| 1) Were custody papers present, filled properly, and legible? | X | | |
| 2) Is the sampler's name present on the CoC? | X | | |
| 3) Were containers received in good condition (unbroken / unopened / uncompromised)? | X | | |
| 4) Were the samples bagged? (required for microbiology samples; recommended for soil samples) | X | | |
| 5) Were all of, and only, the correct samples received? | X | | |
| 6) Are sample labels present, legible, and in agreement with the CoC? | X | | |
| 7) Does the container count match the CoC? | X | | |
| 8) Was sufficient sample volume / mass received for the analyses requested? | X | | |
| 9) Were samples received in proper containers for the analyses requested? | X | | |
| 10) Were samples received with > 1/2 holding time remaining? | | X | |
| 11) Are samples properly preserved as indicated by CoC / labels? | X | | |
| 12) Unpreserved VOAs received - If necessary, was the hold time changed in LIMS? | | X | |
| 13) Are VOA vials free from headspace/bubbles > 6mm? | X | | |

**Section 5: Explanations / Comments**

(If no comments are made, then no discrepancies noted.)

☐ **No additional discrepancies**

**Date Logged** 11/20/25 **By (print)** ABD **(sign)** ADW

**Date Labeled** 11/20/25 **By (print)** AGR **(sign)** ADW for AGR

ENTHALPY ANALYTICAL

# Analysis Results for 547508

Kate Logan
Waste Connections
Chiquita Canyon Landfill
29201 Henry Mayo Drive
Castaic, CA 91384

Lab Job #: 547508
Project No: CCLF STORMWATER
Location: Chiquita Canyon Stormwater
Date Received: 11/20/25

**Sample ID: SOUTH** **Lab ID: 547508-001** **Collected: 11/20/25 14:15**
**Matrix: Water**

| 547508-001 Analyte | Result | Qual | Units | RL | MDL | DF | Batch | Prepared | Analyzed | Chemist |
|---|---|---|---|---|---|---|---|---|---|---|
| Method: EPA 1664A<br>Prep Method: METHOD | | | | | | | | | | |
| Total Oil and Grease | ND | | mg/L | 5.2 | 1.0 | 1 | 388822 | 12/02/25 | 12/02/25 | CKN |
| Method: EPA 200.7<br>Prep Method: EPA 3015A | | | | | | | | | | |
| Calcium | **110** | | mg/L | 10 | 4.6 | 10 | 388161 | 11/21/25 | 11/24/25 | SBW |
| Iron | **6.3** | | mg/L | 0.10 | 0.055 | 1 | 388161 | 11/21/25 | 11/21/25 | SBW |
| Magnesium | **20** | | mg/L | 0.10 | 0.051 | 1 | 388161 | 11/21/25 | 11/21/25 | SBW |
| Potassium | **40** | | mg/L | 0.50 | 0.50 | 1 | 388161 | 11/21/25 | 11/21/25 | SBW |
| Sodium | **82** | | mg/L | 0.60 | 0.38 | 1 | 388161 | 11/21/25 | 11/21/25 | SBW |
| Method: EPA 200.8<br>Prep Method: EPA 3015A | | | | | | | | | | |
| Antimony | **2.0** | | ug/L | 2.0 | 1.3 | 1 | 388174 | 11/21/25 | 12/03/25 | KAM |
| Arsenic | **13** | | ug/L | 2.0 | 0.21 | 1 | 388174 | 11/21/25 | 11/22/25 | KAM |
| Barium | **98** | | ug/L | 5.0 | 0.33 | 1 | 388174 | 11/21/25 | 11/22/25 | KAM |
| Beryllium | **0.13** | J | ug/L | 1.0 | 0.062 | 1 | 388174 | 11/21/25 | 11/22/25 | KAM |
| Boron | **340** | | ug/L | 100 | 60 | 10 | 388174 | 11/21/25 | 11/26/25 | KAM |
| Cadmium | **0.29** | J | ug/L | 1.0 | 0.11 | 1 | 388174 | 11/21/25 | 11/22/25 | KAM |
| Chromium | **8.3** | | ug/L | 5.0 | 0.34 | 1 | 388174 | 11/21/25 | 11/22/25 | KAM |
| Cobalt | **3.6** | | ug/L | 1.0 | 0.068 | 1 | 388174 | 11/21/25 | 11/22/25 | KAM |
| Copper | **22** | | ug/L | 3.0 | 0.71 | 1 | 388174 | 11/21/25 | 11/22/25 | KAM |
| Lead | **5.9** | | ug/L | 5.0 | 0.16 | 1 | 388174 | 11/21/25 | 11/22/25 | KAM |
| Manganese | **110** | | ug/L | 10 | 1.7 | 1 | 388174 | 11/21/25 | 11/22/25 | KAM |
| Nickel | **9.7** | | ug/L | 5.0 | 1.3 | 1 | 388174 | 11/21/25 | 11/22/25 | KAM |
| Selenium | **2.0** | J | ug/L | 4.0 | 1.6 | 1 | 388174 | 11/21/25 | 11/22/25 | KAM |
| Silver | ND | | ug/L | 5.0 | 0.50 | 1 | 388174 | 11/21/25 | 11/22/25 | KAM |
| Thallium | ND | | ug/L | 1.0 | 0.42 | 1 | 388174 | 11/21/25 | 11/22/25 | KAM |
| Tin | ND | | ug/L | 5.0 | 0.33 | 1 | 388174 | 11/21/25 | 11/22/25 | KAM |
| Vanadium | **16** | | ug/L | 5.0 | 0.26 | 1 | 388174 | 11/21/25 | 11/22/25 | KAM |
| Zinc | **36** | | ug/L | 10 | 7.6 | 1 | 388174 | 11/21/25 | 11/22/25 | KAM |
| Method: EPA 245.1<br>Prep Method: EPA 245.1 | | | | | | | | | | |
| Mercury | ND | | ug/L | 0.40 | 0.032 | 1 | 388336 | 11/24/25 | 11/24/25 | DXC |
| Method: EPA 300.0<br>Prep Method: METHOD | | | | | | | | | | |
| Fluoride | **0.23** | | mg/L | 0.20 | 0.059 | 1 | 388072 | 11/20/25 17:02 | 11/20/25 23:05 | KUM |
| Chloride | **75** | | mg/L | 1.0 | 0.26 | 1 | 388072 | 11/20/25 17:02 | 11/20/25 23:05 | KUM |
| Nitrogen, Nitrite | **0.58** | | mg/L | 0.10 | 0.02 | 1 | 388072 | 11/20/25 17:02 | 11/20/25 23:05 | KUM |



Results for any subcontracted analyses are not included in this section.

ENTHALPY ANALYTICAL

# Analysis Results for 547508

| 547508-001 Analyte | Result | Qual | Units | RL | MDL | DF | Batch | Prepared | Analyzed | Chemist |
|---|---|---|---|---|---|---|---|---|---|---|
| Bromide | **0.13** | J | mg/L | 0.30 | 0.061 | 1 | 388072 | 11/20/25 17:02 | 11/20/25 23:05 | KUM |
| Nitrogen, Nitrate | **6.2** | | mg/L | 0.10 | 0.05 | 1 | 388072 | 11/20/25 17:02 | 11/20/25 23:05 | KUM |
| Sulfate | **250** | | mg/L | 5.0 | 0.91 | 5 | 388072 | 11/20/25 17:02 | 11/20/25 23:24 | KUM |
| Method: EPA 350.1<br>Prep Method: METHOD | | | | | | | | | | |
| Ammonia-N | **0.98** | | mg/L | 0.10 | 0.050 | 1 | 389023 | 12/03/25 | 12/04/25 | JAK |
| Method: EPA 420.1<br>Prep Method: METHOD | | | | | | | | | | |
| Total Phenolics | **0.045** | | mg/L | 0.010 | 0.0065 | 1 | 388905 | 12/02/25 | 12/02/25 | LVL |
| Method: EPA 625.1<br>Prep Method: EPA 3510C | | | | | | | | | | |
| Pyridine | ND | | ug/L | 10 | 2.9 | 1 | 388120 | 11/22/25 | 11/22/25 | ZFA |
| Phenol | ND | | ug/L | 10 | 2.2 | 1 | 388120 | 11/22/25 | 11/22/25 | ZFA |
| 2-Methylphenol | ND | | ug/L | 10 | 3.3 | 1 | 388120 | 11/22/25 | 11/22/25 | ZFA |
| 3-,4-Methylphenol | ND | | ug/L | 10 | 3.1 | 1 | 388120 | 11/22/25 | 11/22/25 | ZFA |
| Benzoic acid | ND | | ug/L | 51 | 11 | 1 | 388120 | 11/22/25 | 11/22/25 | ZFA |
| Naphthalene | ND | | ug/L | 10 | 3.7 | 1 | 388120 | 11/22/25 | 11/22/25 | ZFA |
| Cresol | ND | | ug/L | 10 | | 1 | 388120 | 11/22/25 | 11/22/25 | ZFA |
| Method: EPA 8081A<br>Prep Method: EPA 3510C | | | | | | | | | | |
| alpha-BHC | ND | | ug/L | 0.05 | 0.02 | 0.96 | 388247 | 11/22/25 | 11/25/25 | XLY |
| beta-BHC | ND | | ug/L | 0.05 | 0.02 | 0.96 | 388247 | 11/22/25 | 11/25/25 | XLY |
| gamma-BHC | ND | | ug/L | 0.05 | 0.02 | 0.96 | 388247 | 11/22/25 | 11/25/25 | XLY |
| delta-BHC | ND | | ug/L | 0.05 | 0.02 | 0.96 | 388247 | 11/22/25 | 11/25/25 | XLY |
| Heptachlor | ND | | ug/L | 0.05 | 0.01 | 0.96 | 388247 | 11/22/25 | 11/25/25 | XLY |
| Aldrin | ND | | ug/L | 0.05 | 0.02 | 0.96 | 388247 | 11/22/25 | 11/25/25 | XLY |
| Heptachlor epoxide | ND | | ug/L | 0.05 | 0.02 | 0.96 | 388247 | 11/22/25 | 11/25/25 | XLY |
| Endosulfan I | ND | | ug/L | 0.05 | 0.02 | 0.96 | 388247 | 11/22/25 | 11/25/25 | XLY |
| Dieldrin | ND | | ug/L | 0.1 | 0.01 | 0.96 | 388247 | 11/22/25 | 11/25/25 | XLY |
| 4,4'-DDE | ND | | ug/L | 0.1 | 0.02 | 0.96 | 388247 | 11/22/25 | 11/25/25 | XLY |
| Endrin | ND | | ug/L | 0.1 | 0.02 | 0.96 | 388247 | 11/22/25 | 11/25/25 | XLY |
| Endosulfan II | ND | | ug/L | 0.1 | 0.02 | 0.96 | 388247 | 11/22/25 | 11/25/25 | XLY |
| Endosulfan sulfate | ND | | ug/L | 0.1 | 0.02 | 0.96 | 388247 | 11/22/25 | 11/25/25 | XLY |
| 4,4'-DDD | ND | | ug/L | 0.1 | 0.02 | 0.96 | 388247 | 11/22/25 | 11/25/25 | XLY |
| Endrin aldehyde | ND | | ug/L | 0.1 | 0.02 | 0.96 | 388247 | 11/22/25 | 11/25/25 | XLY |
| Endrin ketone | ND | | ug/L | 0.1 | 0.02 | 0.96 | 388247 | 11/22/25 | 11/25/25 | XLY |
| 4,4'-DDT | ND | | ug/L | 0.1 | 0.04 | 0.96 | 388247 | 11/22/25 | 11/25/25 | XLY |
| Methoxychlor | ND | | ug/L | 0.1 | 0.06 | 0.96 | 388247 | 11/22/25 | 11/25/25 | XLY |
| Toxaphene | ND | | ug/L | 1.9 | 0.8 | 0.96 | 388247 | 11/22/25 | 11/25/25 | XLY |
| Chlordane (Technical) | ND | | ug/L | 1.0 | 0.2 | 0.96 | 388247 | 11/22/25 | 11/25/25 | XLY |
| **Surrogates** | | | | **Limits** | | | | | | |
| TCMX | 80% | | %REC | 29-120 | | 0.96 | 388247 | 11/22/25 | 11/25/25 | XLY |
| Decachlorobiphenyl | 80% | | %REC | 33-132 | | 0.96 | 388247 | 11/22/25 | 11/25/25 | XLY |
| Method: EPA 8082<br>Prep Method: EPA 3510C | | | | | | | | | | |
| Aroclor-1016 | ND | | ug/L | 0.48 | 0.29 | 0.96 | 388247 | 11/22/25 | 11/25/25 | XLY |
| Aroclor-1221 | ND | | ug/L | 0.48 | 0.34 | 0.96 | 388247 | 11/22/25 | 11/25/25 | XLY |
| Aroclor-1232 | ND | | ug/L | 0.48 | 0.30 | 0.96 | 388247 | 11/22/25 | 11/25/25 | XLY |
| Aroclor-1242 | ND | | ug/L | 0.48 | 0.40 | 0.96 | 388247 | 11/22/25 | 11/25/25 | XLY |



Results for any subcontracted analyses are not included in this section.

ENTHALPY ANALYTICAL

# Analysis Results for 547508

| 547508-001 Analyte | Result | Qual | Units | RL | MDL | DF | Batch | Prepared | Analyzed | Chemist |
|---|---|---|---|---|---|---|---|---|---|---|
| Aroclor-1248 | ND | | ug/L | 0.48 | 0.22 | 0.96 | 388247 | 11/22/25 | 11/25/25 | XLY |
| Aroclor-1254 | ND | | ug/L | 0.48 | 0.33 | 0.96 | 388247 | 11/22/25 | 11/25/25 | XLY |
| Aroclor-1260 | ND | | ug/L | 0.48 | 0.32 | 0.96 | 388247 | 11/22/25 | 11/25/25 | XLY |
| Aroclor-1262 | ND | | ug/L | 0.48 | 0.38 | 0.96 | 388247 | 11/22/25 | 11/25/25 | XLY |
| Aroclor-1268 | ND | | ug/L | 0.48 | 0.33 | 0.96 | 388247 | 11/22/25 | 11/25/25 | XLY |
| **Surrogates** | | | | **Limits** | | | | | | |
| Decachlorobiphenyl (PCB) | 73% | | %REC | 28-138 | | 0.96 | 388247 | 11/22/25 | 11/25/25 | XLY |
| Method: EPA 8260B<br>Prep Method: EPA 5030B | | | | | | | | | | |
| Carbon Disulfide | ND | | ug/L | 5.0 | 0.3 | 1 | 388225 | 11/22/25 | 11/22/25 | ZST |
| Chloroprene | ND | | ug/L | 200 | 0.3 | 1 | 388225 | 11/22/25 | 11/22/25 | ZST |
| 3-Chloropropene | ND | | ug/L | 5.0 | 0.2 | 1 | 388225 | 11/22/25 | 11/22/25 | ZST |
| Ethyl methacrylate | ND | | ug/L | 50 | 2.4 | 1 | 388225 | 11/22/25 | 11/22/25 | ZST |
| Ethanol | ND | | ug/L | 500 | 130 | 1 | 388225 | 11/22/25 | 11/22/25 | ZST |
| 2-Hexanone | ND | | ug/L | 5.0 | 0.6 | 1 | 388225 | 11/22/25 | 11/22/25 | ZST |
| Isopropanol (IPA) | ND | | ug/L | 200 | 40 | 1 | 388225 | 11/22/25 | 11/22/25 | ZST |
| Methyl acrylonitrile | ND | | ug/L | 35 | 1.3 | 1 | 388225 | 11/22/25 | 11/22/25 | ZST |
| Vinyl Acetate | ND | | ug/L | 50 | 2.4 | 1 | 388225 | 11/22/25 | 11/22/25 | ZST |
| Acrolein | ND | | ug/L | 200 | 2.0 | 1 | 388225 | 11/22/25 | 11/22/25 | ZST |
| Acrylonitrile | ND | | ug/L | 10 | 0.3 | 1 | 388225 | 11/22/25 | 11/22/25 | ZST |
| Freon 12 | ND | | ug/L | 5.0 | 0.2 | 1 | 388225 | 11/22/25 | 11/22/25 | ZST |
| Chloromethane | ND | | ug/L | 5.0 | 0.1 | 1 | 388225 | 11/22/25 | 11/22/25 | ZST |
| Vinyl Chloride | ND | | ug/L | 5.0 | 0.1 | 1 | 388225 | 11/22/25 | 11/22/25 | ZST |
| Bromomethane | ND | | ug/L | 5.0 | 0.3 | 1 | 388225 | 11/22/25 | 11/22/25 | ZST |
| Chloroethane | ND | | ug/L | 5.0 | 0.05 | 1 | 388225 | 11/22/25 | 11/22/25 | ZST |
| Trichlorofluoromethane | ND | | ug/L | 5.0 | 0.08 | 1 | 388225 | 11/22/25 | 11/22/25 | ZST |
| Iodomethane | ND | | ug/L | 5.0 | | 1 | 388225 | 11/22/25 | 11/22/25 | ZST |
| Acetone | ND | | ug/L | 100 | 8.8 | 1 | 388225 | 11/22/25 | 11/22/25 | ZST |
| Freon 113 | ND | | ug/L | 5.0 | 0.1 | 1 | 388225 | 11/22/25 | 11/22/25 | ZST |
| 1,1-Dichloroethene | ND | | ug/L | 5.0 | 0.1 | 1 | 388225 | 11/22/25 | 11/22/25 | ZST |
| Methylene Chloride | ND | | ug/L | 10 | 0.2 | 1 | 388225 | 11/22/25 | 11/22/25 | ZST |
| MTBE | ND | | ug/L | 5.0 | 0.1 | 1 | 388225 | 11/22/25 | 11/22/25 | ZST |
| trans-1,2-Dichloroethene | ND | | ug/L | 5.0 | 0.1 | 1 | 388225 | 11/22/25 | 11/22/25 | ZST |
| 1,1-Dichloroethane | ND | | ug/L | 5.0 | 0.07 | 1 | 388225 | 11/22/25 | 11/22/25 | ZST |
| 2-Butanone | **1.6** | J | ug/L | 10 | 0.9 | 1 | 388225 | 11/22/25 | 11/22/25 | ZST |
| cis-1,2-Dichloroethene | ND | | ug/L | 5.0 | 0.09 | 1 | 388225 | 11/22/25 | 11/22/25 | ZST |
| 2,2-Dichloropropane | ND | | ug/L | 5.0 | 0.09 | 1 | 388225 | 11/22/25 | 11/22/25 | ZST |
| Chloroform | **0.09** | J | ug/L | 5.0 | 0.07 | 1 | 388225 | 11/22/25 | 11/22/25 | ZST |
| Bromochloromethane | ND | | ug/L | 5.0 | 0.1 | 1 | 388225 | 11/22/25 | 11/22/25 | ZST |
| 1,1,1-Trichloroethane | ND | | ug/L | 5.0 | 0.03 | 1 | 388225 | 11/22/25 | 11/22/25 | ZST |
| 1,1-Dichloropropene | ND | | ug/L | 5.0 | 0.08 | 1 | 388225 | 11/22/25 | 11/22/25 | ZST |
| Carbon Tetrachloride | ND | | ug/L | 5.0 | 0.07 | 1 | 388225 | 11/22/25 | 11/22/25 | ZST |
| 1,2-Dichloroethane | ND | | ug/L | 5.0 | 0.09 | 1 | 388225 | 11/22/25 | 11/22/25 | ZST |
| Benzene | ND | | ug/L | 1.0 | 0.07 | 1 | 388225 | 11/22/25 | 11/22/25 | ZST |
| Trichloroethene | ND | | ug/L | 5.0 | 0.05 | 1 | 388225 | 11/22/25 | 11/22/25 | ZST |
| 1,2-Dichloropropane | ND | | ug/L | 5.0 | 0.07 | 1 | 388225 | 11/22/25 | 11/22/25 | ZST |
| Bromodichloromethane | ND | | ug/L | 5.0 | 0.05 | 1 | 388225 | 11/22/25 | 11/22/25 | ZST |
| Dibromomethane | ND | | ug/L | 5.0 | 0.1 | 1 | 388225 | 11/22/25 | 11/22/25 | ZST |
| 4-Methyl-2-Pentanone | ND | | ug/L | 5.0 | 0.5 | 1 | 388225 | 11/22/25 | 11/22/25 | ZST |
| cis-1,3-Dichloropropene | ND | | ug/L | 5.0 | 0.08 | 1 | 388225 | 11/22/25 | 11/22/25 | ZST |
| Toluene | ND | | ug/L | 5.0 | 0.05 | 1 | 388225 | 11/22/25 | 11/22/25 | ZST |
| trans-1,3-Dichloropropene | ND | | ug/L | 5.0 | 0.03 | 1 | 388225 | 11/22/25 | 11/22/25 | ZST |



Results for any subcontracted analyses are not included in this section.

ENTHALPY ANALYTICAL

# Analysis Results for 547508

| 547508-001 Analyte | Result | Qual | Units | RL | MDL | DF | Batch | Prepared | Analyzed | Chemist |
|---|---|---|---|---|---|---|---|---|---|---|
| 1,1,2-Trichloroethane | ND | | ug/L | 5.0 | 0.06 | 1 | 388225 | 11/22/25 | 11/22/25 | ZST |
| 1,3-Dichloropropane | ND | | ug/L | 5.0 | 0.1 | 1 | 388225 | 11/22/25 | 11/22/25 | ZST |
| Tetrachloroethene | ND | | ug/L | 5.0 | 0.09 | 1 | 388225 | 11/22/25 | 11/22/25 | ZST |
| Dibromochloromethane | ND | | ug/L | 5.0 | 0.07 | 1 | 388225 | 11/22/25 | 11/22/25 | ZST |
| 1,2-Dibromoethane | ND | | ug/L | 5.0 | 0.07 | 1 | 388225 | 11/22/25 | 11/22/25 | ZST |
| Chlorobenzene | ND | | ug/L | 5.0 | 0.05 | 1 | 388225 | 11/22/25 | 11/22/25 | ZST |
| 1,1,1,2-Tetrachloroethane | ND | | ug/L | 5.0 | 0.06 | 1 | 388225 | 11/22/25 | 11/22/25 | ZST |
| Ethylbenzene | ND | | ug/L | 5.0 | 0.04 | 1 | 388225 | 11/22/25 | 11/22/25 | ZST |
| m,p-Xylenes | ND | | ug/L | 5.0 | 0.1 | 1 | 388225 | 11/22/25 | 11/22/25 | ZST |
| o-Xylene | ND | | ug/L | 5.0 | 0.06 | 1 | 388225 | 11/22/25 | 11/22/25 | ZST |
| Styrene | ND | | ug/L | 5.0 | 0.06 | 1 | 388225 | 11/22/25 | 11/22/25 | ZST |
| Bromoform | ND | | ug/L | 5.0 | 0.08 | 1 | 388225 | 11/22/25 | 11/22/25 | ZST |
| Isopropylbenzene | ND | | ug/L | 5.0 | 0.06 | 1 | 388225 | 11/22/25 | 11/22/25 | ZST |
| 1,1,2,2-Tetrachloroethane | ND | | ug/L | 5.0 | 0.06 | 1 | 388225 | 11/22/25 | 11/22/25 | ZST |
| 1,2,3-Trichloropropane | ND | | ug/L | 5.0 | 0.09 | 1 | 388225 | 11/22/25 | 11/22/25 | ZST |
| Propylbenzene | ND | | ug/L | 5.0 | 0.05 | 1 | 388225 | 11/22/25 | 11/22/25 | ZST |
| Bromobenzene | ND | | ug/L | 5.0 | 0.06 | 1 | 388225 | 11/22/25 | 11/22/25 | ZST |
| 1,3,5-Trimethylbenzene | ND | | ug/L | 5.0 | 0.08 | 1 | 388225 | 11/22/25 | 11/22/25 | ZST |
| 2-Chlorotoluene | ND | | ug/L | 5.0 | 0.07 | 1 | 388225 | 11/22/25 | 11/22/25 | ZST |
| 4-Chlorotoluene | ND | | ug/L | 5.0 | 0.08 | 1 | 388225 | 11/22/25 | 11/22/25 | ZST |
| tert-Butylbenzene | ND | | ug/L | 5.0 | 0.07 | 1 | 388225 | 11/22/25 | 11/22/25 | ZST |
| 1,2,4-Trimethylbenzene | ND | | ug/L | 5.0 | 0.07 | 1 | 388225 | 11/22/25 | 11/22/25 | ZST |
| sec-Butylbenzene | ND | | ug/L | 5.0 | 0.06 | 1 | 388225 | 11/22/25 | 11/22/25 | ZST |
| para-Isopropyl Toluene | ND | | ug/L | 5.0 | 0.05 | 1 | 388225 | 11/22/25 | 11/22/25 | ZST |
| 1,3-Dichlorobenzene | ND | | ug/L | 5.0 | 0.06 | 1 | 388225 | 11/22/25 | 11/22/25 | ZST |
| 1,4-Dichlorobenzene | **0.09** | J | ug/L | 5.0 | 0.07 | 1 | 388225 | 11/22/25 | 11/22/25 | ZST |
| n-Butylbenzene | ND | | ug/L | 5.0 | 0.08 | 1 | 388225 | 11/22/25 | 11/22/25 | ZST |
| 1,2-Dichlorobenzene | ND | | ug/L | 5.0 | 0.04 | 1 | 388225 | 11/22/25 | 11/22/25 | ZST |
| 1,2-Dibromo-3-Chloropropane | ND | | ug/L | 5.0 | 0.3 | 1 | 388225 | 11/22/25 | 11/22/25 | ZST |
| 1,2,4-Trichlorobenzene | ND | | ug/L | 5.0 | 0.1 | 1 | 388225 | 11/22/25 | 11/22/25 | ZST |
| Hexachlorobutadiene | ND | | ug/L | 5.0 | 0.06 | 1 | 388225 | 11/22/25 | 11/22/25 | ZST |
| 1,2,3-Trichlorobenzene | ND | | ug/L | 5.0 | 0.09 | 1 | 388225 | 11/22/25 | 11/22/25 | ZST |
| cis-1,4-Dichloro-2-butene | ND | | ug/L | 5.0 | 0.3 | 1 | 388225 | 11/22/25 | 11/22/25 | ZST |
| trans-1,4-Dichloro-2-butene | ND | | ug/L | 5.0 | 0.2 | 1 | 388225 | 11/22/25 | 11/22/25 | ZST |
| Xylene (total) | ND | | ug/L | 5.0 | | 1 | 388225 | 11/22/25 | 11/22/25 | ZST |
| **Surrogates** | | | | **Limits** | | | | | | |
| Dibromofluoromethane | 103% | | %REC | 70-130 | | 1 | 388225 | 11/22/25 | 11/22/25 | ZST |
| 1,2-Dichloroethane-d4 | 99% | | %REC | 70-130 | | 1 | 388225 | 11/22/25 | 11/22/25 | ZST |
| Toluene-d8 | 100% | | %REC | 70-130 | | 1 | 388225 | 11/22/25 | 11/22/25 | ZST |
| Bromofluorobenzene | 100% | | %REC | 70-130 | | 1 | 388225 | 11/22/25 | 11/22/25 | ZST |
| Method: EPA 8270C-SIM<br>Prep Method: EPA 3535 | | | | | | | | | | |
| 1,4-Dioxane | ND | | ug/L | 1.0 | 0.84 | 1 | 388265 | 11/23/25 | 11/24/25 | MSS |
| **Surrogates** | | | | **Limits** | | | | | | |
| 1,4-Dioxane-d8 (SUR) | 99% | | %REC | 80-120 | | 1 | 388265 | 11/23/25 | 11/24/25 | MSS |
| Method: EPA 8270C<br>Prep Method: EPA 3510C | | | | | | | | | | |
| Carbazole | ND | | ug/L | 10 | 2.8 | 1 | 388120 | 11/22/25 | 11/22/25 | ZFA |
| N-Nitrosodimethylamine | ND | | ug/L | 10 | 2.9 | 1 | 388120 | 11/22/25 | 11/22/25 | ZFA |
| Aniline | ND | | ug/L | 10 | 2.9 | 1 | 388120 | 11/22/25 | 11/22/25 | ZFA |



Results for any subcontracted analyses are not included in this section.

ENTHALPY ANALYTICAL

# Analysis Results for 547508

| 547508-001 Analyte | Result | Qual | Units | RL | MDL | DF | Batch | Prepared | Analyzed | Chemist |
|---|---|---|---|---|---|---|---|---|---|---|
| bis(2-Chloroethyl)ether | ND | | ug/L | 26 | 3.8 | 1 | 388120 | 11/22/25 | 11/22/25 | ZFA |
| 2-Chlorophenol | ND | | ug/L | 10 | 3.7 | 1 | 388120 | 11/22/25 | 11/22/25 | ZFA |
| 1,3-Dichlorobenzene | ND | | ug/L | 10 | 3.3 | 1 | 388120 | 11/22/25 | 11/22/25 | ZFA |
| 1,4-Dichlorobenzene | ND | | ug/L | 10 | 3.4 | 1 | 388120 | 11/22/25 | 11/22/25 | ZFA |
| Benzyl alcohol | ND | | ug/L | 26 | 5.9 | 1 | 388120 | 11/22/25 | 11/22/25 | ZFA |
| 1,2-Dichlorobenzene | ND | | ug/L | 10 | 3.4 | 1 | 388120 | 11/22/25 | 11/22/25 | ZFA |
| bis(2-Chloroisopropyl) ether | ND | | ug/L | 10 | 3.9 | 1 | 388120 | 11/22/25 | 11/22/25 | ZFA |
| N-Nitroso-di-n-propylamine | ND | | ug/L | 10 | 3.9 | 1 | 388120 | 11/22/25 | 11/22/25 | ZFA |
| Hexachloroethane | ND | | ug/L | 10 | 3.1 | 1 | 388120 | 11/22/25 | 11/22/25 | ZFA |
| Nitrobenzene | ND | | ug/L | 26 | 8.6 | 1 | 388120 | 11/22/25 | 11/22/25 | ZFA |
| Isophorone | ND | | ug/L | 10 | 3.8 | 1 | 388120 | 11/22/25 | 11/22/25 | ZFA |
| 2-Nitrophenol | ND | | ug/L | 10 | 5.5 | 1 | 388120 | 11/22/25 | 11/22/25 | ZFA |
| 2,4-Dimethylphenol | ND | | ug/L | 10 | 3.3 | 1 | 388120 | 11/22/25 | 11/22/25 | ZFA |
| bis(2-Chloroethoxy)methane | ND | | ug/L | 10 | 3.7 | 1 | 388120 | 11/22/25 | 11/22/25 | ZFA |
| 2,4-Dichlorophenol | ND | | ug/L | 10 | 3.8 | 1 | 388120 | 11/22/25 | 11/22/25 | ZFA |
| 1,2,4-Trichlorobenzene | ND | | ug/L | 10 | 3.5 | 1 | 388120 | 11/22/25 | 11/22/25 | ZFA |
| 4-Chloroaniline | ND | | ug/L | 10 | 3.1 | 1 | 388120 | 11/22/25 | 11/22/25 | ZFA |
| Hexachlorobutadiene | ND | | ug/L | 10 | 2.3 | 1 | 388120 | 11/22/25 | 11/22/25 | ZFA |
| 4-Chloro-3-methylphenol | ND | | ug/L | 10 | 3.7 | 1 | 388120 | 11/22/25 | 11/22/25 | ZFA |
| 2-Methylnaphthalene | ND | | ug/L | 10 | 3.4 | 1 | 388120 | 11/22/25 | 11/22/25 | ZFA |
| Hexachlorocyclopentadiene | ND | | ug/L | 26 | 8.0 | 1 | 388120 | 11/22/25 | 11/22/25 | ZFA |
| 2,4,6-Trichlorophenol | ND | | ug/L | 10 | 4.1 | 1 | 388120 | 11/22/25 | 11/22/25 | ZFA |
| 2,4,5-Trichlorophenol | ND | | ug/L | 10 | 3.8 | 1 | 388120 | 11/22/25 | 11/22/25 | ZFA |
| 2-Chloronaphthalene | ND | | ug/L | 10 | 3.5 | 1 | 388120 | 11/22/25 | 11/22/25 | ZFA |
| 2-Nitroaniline | ND | | ug/L | 51 | 4.4 | 1 | 388120 | 11/22/25 | 11/22/25 | ZFA |
| Dimethylphthalate | ND | | ug/L | 10 | 3.5 | 1 | 388120 | 11/22/25 | 11/22/25 | ZFA |
| Acenaphthylene | ND | | ug/L | 10 | 3.9 | 1 | 388120 | 11/22/25 | 11/22/25 | ZFA |
| 2,6-Dinitrotoluene | ND | | ug/L | 10 | 4.5 | 1 | 388120 | 11/22/25 | 11/22/25 | ZFA |
| 3-Nitroaniline | ND | | ug/L | 10 | 4.1 | 1 | 388120 | 11/22/25 | 11/22/25 | ZFA |
| Acenaphthene | ND | | ug/L | 10 | 3.3 | 1 | 388120 | 11/22/25 | 11/22/25 | ZFA |
| 2,4-Dinitrophenol | ND | | ug/L | 51 | 15 | 1 | 388120 | 11/22/25 | 11/22/25 | ZFA |
| 4-Nitrophenol | ND | | ug/L | 10 | 8.6 | 1 | 388120 | 11/22/25 | 11/22/25 | ZFA |
| Dibenzofuran | ND | | ug/L | 10 | 3.3 | 1 | 388120 | 11/22/25 | 11/22/25 | ZFA |
| 2,4-Dinitrotoluene | ND | | ug/L | 10 | 4.3 | 1 | 388120 | 11/22/25 | 11/22/25 | ZFA |
| Diethylphthalate | ND | | ug/L | 10 | 3.0 | 1 | 388120 | 11/22/25 | 11/22/25 | ZFA |
| Fluorene | ND | | ug/L | 10 | 3.2 | 1 | 388120 | 11/22/25 | 11/22/25 | ZFA |
| 4-Chlorophenyl-phenylether | ND | | ug/L | 10 | 3.1 | 1 | 388120 | 11/22/25 | 11/22/25 | ZFA |
| 4-Nitroaniline | ND | | ug/L | 10 | 3.4 | 1 | 388120 | 11/22/25 | 11/22/25 | ZFA |
| 4,6-Dinitro-2-methylphenol | ND | | ug/L | 51 | 17 | 1 | 388120 | 11/22/25 | 11/22/25 | ZFA |
| N-Nitrosodiphenylamine | ND | | ug/L | 10 | 4.0 | 1 | 388120 | 11/22/25 | 11/22/25 | ZFA |
| 1,2-diphenylhydrazine (as azobenzene) | ND | | ug/L | 10 | 3.0 | 1 | 388120 | 11/22/25 | 11/22/25 | ZFA |
| 4-Bromophenyl-phenylether | ND | | ug/L | 10 | 3.4 | 1 | 388120 | 11/22/25 | 11/22/25 | ZFA |
| Hexachlorobenzene | ND | | ug/L | 10 | 3.1 | 1 | 388120 | 11/22/25 | 11/22/25 | ZFA |
| Pentachlorophenol | ND | | ug/L | 26 | 5.8 | 1 | 388120 | 11/22/25 | 11/22/25 | ZFA |
| Phenanthrene | ND | | ug/L | 10 | 3.0 | 1 | 388120 | 11/22/25 | 11/22/25 | ZFA |
| Anthracene | ND | | ug/L | 10 | 2.9 | 1 | 388120 | 11/22/25 | 11/22/25 | ZFA |
| Di-n-butylphthalate | ND | | ug/L | 10 | 3.1 | 1 | 388120 | 11/22/25 | 11/22/25 | ZFA |
| Fluoranthene | ND | | ug/L | 10 | 2.9 | 1 | 388120 | 11/22/25 | 11/22/25 | ZFA |
| Benzidine | ND | | ug/L | 51 | 19 | 1 | 388120 | 11/22/25 | 11/22/25 | ZFA |
| Pyrene | ND | | ug/L | 10 | 2.7 | 1 | 388120 | 11/22/25 | 11/22/25 | ZFA |
| Butylbenzylphthalate | ND | | ug/L | 10 | 3.7 | 1 | 388120 | 11/22/25 | 11/22/25 | ZFA |



Results for any subcontracted analyses are not included in this section.

ENTHALPY ANALYTICAL

# Analysis Results for 547508

| 547508-001 Analyte | Result | Qual | Units | RL | MDL | DF | Batch | Prepared | Analyzed | Chemist |
|---|---|---|---|---|---|---|---|---|---|---|
| 3,3'-Dichlorobenzidine | ND | | ug/L | 26 | 5.3 | 1 | 388120 | 11/22/25 | 11/22/25 | ZFA |
| Benzo(a)anthracene | ND | | ug/L | 10 | 2.5 | 1 | 388120 | 11/22/25 | 11/22/25 | ZFA |
| Chrysene | ND | | ug/L | 10 | 2.5 | 1 | 388120 | 11/22/25 | 11/22/25 | ZFA |
| bis(2-Ethylhexyl)phthalate | ND | | ug/L | 10 | 3.4 | 1 | 388120 | 11/22/25 | 11/22/25 | ZFA |
| Di-n-octylphthalate | ND | | ug/L | 10 | 4.8 | 1 | 388120 | 11/22/25 | 11/22/25 | ZFA |
| Benzo(b)fluoranthene | ND | | ug/L | 10 | 3.1 | 1 | 388120 | 11/22/25 | 11/22/25 | ZFA |
| Benzo(k)fluoranthene | ND | | ug/L | 10 | 3.2 | 1 | 388120 | 11/22/25 | 11/22/25 | ZFA |
| Benzo(a)pyrene | ND | | ug/L | 10 | 3.2 | 1 | 388120 | 11/22/25 | 11/22/25 | ZFA |
| Indeno(1,2,3-cd)pyrene | ND | | ug/L | 10 | 4.3 | 1 | 388120 | 11/22/25 | 11/22/25 | ZFA |
| Dibenz(a,h)anthracene | ND | | ug/L | 10 | 4.2 | 1 | 388120 | 11/22/25 | 11/22/25 | ZFA |
| Benzo(g,h,i)perylene | ND | | ug/L | 10 | 4.2 | 1 | 388120 | 11/22/25 | 11/22/25 | ZFA |
| **Surrogates** | | | | **Limits** | | | | | | |
| 2-Fluorophenol | 22% | | %REC | 15-120 | | 1 | 388120 | 11/22/25 | 11/22/25 | ZFA |
| Phenol-d6 | 15% | | %REC | 15-120 | | 1 | 388120 | 11/22/25 | 11/22/25 | ZFA |
| 2,4,6-Tribromophenol | 58% | | %REC | 15-140 | | 1 | 388120 | 11/22/25 | 11/22/25 | ZFA |
| Nitrobenzene-d5 | 53% | | %REC | 15-123 | | 1 | 388120 | 11/22/25 | 11/22/25 | ZFA |
| 2-Fluorobiphenyl | 52% | | %REC | 15-120 | | 1 | 388120 | 11/22/25 | 11/22/25 | ZFA |
| Terphenyl-d14 | 56% | | %REC | 15-120 | | 1 | 388120 | 11/22/25 | 11/22/25 | ZFA |
| Method: SM 4500-CN-E<br>Prep Method: METHOD | | | | | | | | | | |
| Cyanide | **0.0025** | J | mg/L | 0.0050 | 0.0017 | 0.5 | 388626 | 11/26/25 | 12/01/25 | JAK |
| Method: SM 4500-S2-D<br>Prep Method: METHOD | | | | | | | | | | |
| Sulfide | ND | | mg/L | 0.10 | | 1 | 388182 | 11/21/25 | 11/21/25 | TXC |
| Method: SM 5310B<br>Prep Method: SM 5310B | | | | | | | | | | |
| Total Organic Carbon | **78** | | mg/L | 1.0 | 0.49 | 1 | 388309 | 11/24/25 | 11/24/25 | BDR |
| Method: SM 9221B<br>Prep Method: METHOD | | | | | | | | | | |
| Coliform, Total | **>1,600** | | MPN/100ml | 1.8 | | 1 | 388089 | 11/20/25 18:57 | 11/22/25 15:35 | BPH |
| Method: SM 9221F | | | | | | | | | | |
| Coliform, E. Coli | **>1,600** | | MPN/100ml | 1.8 | | 1 | 388089 | 11/20/25 18:57 | 11/22/25 15:35 | BPH |
| Method: SM2130B | | | | | | | | | | |
| Turbidity | **210** | | NTU | 0.20 | 0.12 | 1 | 388036 | 11/20/25 19:21 | 11/20/25 19:21 | CDR |
| Method: SM2320B<br>Prep Method: METHOD | | | | | | | | | | |
| Bicarbonate | **150** | | mg/L | 2.4 | | 1 | 389047 | 12/03/25 | 12/03/25 | WWC |
| Alkalinity, Total as CaCO3 | **120** | | mg/L | 2.0 | | 1 | 389047 | 12/03/25 | 12/03/25 | WWC |
| Method: SM2510B<br>Prep Method: METHOD | | | | | | | | | | |
| Specific Conductance | **1,120** | | umhos/cm | 1.0 | | 1 | 389081 | 12/03/25 | 12/03/25 | RDL |
| Method: SM2540C<br>Prep Method: METHOD | | | | | | | | | | |
| Total Dissolved Solids | **920** | | mg/L | 20 | | 2 | 388469 | 11/25/25 | 11/30/25 | RDL |
| Method: SM2540D<br>Prep Method: METHOD | | | | | | | | | | |
| Total Suspended Solids | **110** | | mg/L | 0.5 | | 1 | 388520 | 11/25/25 | 11/26/25 | CDR |



Results for any subcontracted analyses are not included in this section.

ENTHALPY ANALYTICAL

# Analysis Results for 547508

| 547508-001 Analyte | Result | Qual | Units | RL | MDL | DF | Batch | Prepared | Analyzed | Chemist |
|---|---|---|---|---|---|---|---|---|---|---|
| Method: SM5210B<br>Prep Method: METHOD | | | | | | | | | | |
| Biochemical Oxygen Demand | **17** | | mg/L | 3.0 | | 1 | 388133 | 11/21/25 11:50 | 11/26/25 13:31 | ARM |
| Method: SM5220D<br>Prep Method: SM 5220D | | | | | | | | | | |
| Chemical Oxygen Demand | **240** | | mg/L | 4.0 | 2.0 | 1 | 389052 | 12/03/25 | 12/04/25 | RDL |

> Value exceeds indicated concentration
J Estimated value
ND Not Detected



Results for any subcontracted analyses are not included in this section.

ENTHALPY ANALYTICAL

# Batch QC

| Type: Blank | Lab ID: QC1318154 | Batch: 388822 |
|---|---|---|
| Matrix: Water | Method: EPA 1664A | Prep Method: METHOD |

| QC1318154 Analyte | Result | Qual | Units | RL | MDL | Prepared | Analyzed |
|---|---|---|---|---|---|---|---|
| Total Oil and Grease | ND | | mg/L | 5.0 | 0.97 | 12/02/25 | 12/02/25 |

| Type: Lab Control Sample | Lab ID: QC1318155 | Batch: 388822 |
|---|---|---|
| Matrix: Water | Method: EPA 1664A | Prep Method: METHOD |

| QC1318155 Analyte | Result | Spiked | Units | Recovery | Qual | Limits |
|---|---|---|---|---|---|---|
| Total Oil and Grease | 37.10 | 40.00 | mg/L | 93% | | 78-114 |

| Type: Lab Control Sample Duplicate | Lab ID: QC1318156 | Batch: 388822 |
|---|---|---|
| Matrix: Water | Method: EPA 1664A | Prep Method: METHOD |

| QC1318156 Analyte | Result | Spiked | Units | Recovery | Qual | Limits | RPD | RPD Lim |
|---|---|---|---|---|---|---|---|---|
| Total Oil and Grease | 36.70 | 40.00 | mg/L | 92% | | 78-114 | 1 | 18 |

| Type: Blank | Lab ID: QC1315775 | Batch: 388161 |
|---|---|---|
| Matrix: Water | Method: EPA 200.7 | Prep Method: EPA 3015A |

| QC1315775 Analyte | Result | Qual | Units | RL | MDL | Prepared | Analyzed |
|---|---|---|---|---|---|---|---|
| Calcium | ND | | mg/L | 0.46 | 0.46 | 11/21/25 | 11/21/25 |
| Iron | ND | | mg/L | 0.055 | 0.055 | 11/21/25 | 11/21/25 |
| Magnesium | ND | | mg/L | 0.10 | 0.051 | 11/21/25 | 11/21/25 |
| Potassium | ND | | mg/L | 0.50 | 0.50 | 11/21/25 | 11/21/25 |
| Sodium | ND | | mg/L | 0.50 | 0.38 | 11/21/25 | 11/21/25 |

| Type: Lab Control Sample | Lab ID: QC1315776 | Batch: 388161 |
|---|---|---|
| Matrix: Water | Method: EPA 200.7 | Prep Method: EPA 3015A |

| QC1315776 Analyte | Result | Spiked | Units | Recovery | Qual | Limits |
|---|---|---|---|---|---|---|
| Calcium | 21.05 | 20.40 | mg/L | 103% | | 85-115 |
| Iron | 0.4097 | 0.4000 | mg/L | 102% | | 85-115 |
| Magnesium | 21.79 | 20.40 | mg/L | 107% | | 85-115 |
| Potassium | 24.88 | 24.00 | mg/L | 104% | | 85-115 |
| Sodium | 21.33 | 20.40 | mg/L | 105% | | 85-115 |

ENTHALPY ANALYTICAL

# Batch QC

| Type: | Matrix Spike | Lab ID: | QC1315777 | Batch: | 388161 |
|---|---|---|---|---|---|
| Matrix (Source ID): | Water (547153-002) | Method: | EPA 200.7 | Prep Method: | EPA 3015A |

| QC1315777 Analyte | Result | Source Sample Result | Spiked | Units | Recovery | Qual | Limits | DF |
|---|---|---|---|---|---|---|---|---|
| Calcium | 21.23 | ND | 20.40 | mg/L | 104% | | 75-125 | 1 |
| Iron | 0.9306 | 0.5815 | 0.4000 | mg/L | 87% | | 75-125 | 1 |
| Magnesium | 21.72 | 0.1075 | 20.40 | mg/L | 106% | | 75-125 | 1 |
| Potassium | 25.85 | 1.209 | 24.00 | mg/L | 103% | | 75-125 | 1 |
| Sodium | 25.97 | 5.191 | 20.40 | mg/L | 102% | | 75-125 | 1 |

| Type: | Matrix Spike Duplicate | Lab ID: | QC1315778 | Batch: | 388161 |
|---|---|---|---|---|---|
| Matrix (Source ID): | Water (547153-002) | Method: | EPA 200.7 | Prep Method: | EPA 3015A |

| QC1315778 Analyte | Result | Source Sample Result | Spiked | Units | Recovery | Qual | Limits | RPD | RPD Lim | DF |
|---|---|---|---|---|---|---|---|---|---|---|
| Calcium | 20.29 | ND | 20.40 | mg/L | 99% | | 75-125 | 5 | 20 | 1 |
| Iron | 1.098 | 0.5815 | 0.4000 | mg/L | 129% | * | 75-125 | 16 | 20 | 1 |
| Magnesium | 20.75 | 0.1075 | 20.40 | mg/L | 101% | | 75-125 | 5 | 20 | 1 |
| Potassium | 24.66 | 1.209 | 24.00 | mg/L | 98% | | 75-125 | 5 | 20 | 1 |
| Sodium | 24.95 | 5.191 | 20.40 | mg/L | 97% | | 75-125 | 4 | 20 | 1 |

| Type: | Serial Dilution | Lab ID: | QC1315858 | Batch: | 388161 |
|---|---|---|---|---|---|
| Matrix (Source ID): | Water (547153-002) | Method: | EPA 200.7 | Prep Method: | EPA 3015A |

| QC1315858 Analyte | Result | Source Sample Result | Units | Qual | RPD | RPD Lim | DF |
|---|---|---|---|---|---|---|---|
| Calcium | ND | ND | mg/L | | | | 5 |
| Iron | 0.5926 | 0.5815 | mg/L | | | | 5 |
| Magnesium | ND | 0.1075 | mg/L | | | | 5 |
| Potassium | ND | 1.209 | mg/L | | | | 5 |
| Sodium | 5.690 | 5.191 | mg/L | | | | 5 |

ENTHALPY ANALYTICAL

# Batch QC

| Type: Blank | Lab ID: QC1315822 | Batch: 388174 |
|---|---|---|
| Matrix: Water | Method: EPA 200.8 | Prep Method: EPA 3015A |

| QC1315822 Analyte | Result | Qual | Units | RL | MDL | Prepared | Analyzed |
|---|---|---|---|---|---|---|---|
| Antimony | ND | | ug/L | 2.0 | 1.3 | 11/21/25 | 12/03/25 |
| Arsenic | ND | | ug/L | 2.0 | 0.21 | 11/21/25 | 11/22/25 |
| Barium | ND | | ug/L | 5.0 | 0.33 | 11/21/25 | 11/22/25 |
| Beryllium | ND | | ug/L | 1.0 | 0.062 | 11/21/25 | 11/22/25 |
| Boron | ND | | ug/L | 10 | 6.0 | 11/21/25 | 11/26/25 |
| Cadmium | ND | | ug/L | 1.0 | 0.11 | 11/21/25 | 11/22/25 |
| Chromium | ND | | ug/L | 5.0 | 0.34 | 11/21/25 | 11/22/25 |
| Cobalt | ND | | ug/L | 1.0 | 0.068 | 11/21/25 | 11/22/25 |
| Copper | ND | | ug/L | 3.0 | 0.71 | 11/21/25 | 11/22/25 |
| Lead | ND | | ug/L | 5.0 | 0.16 | 11/21/25 | 11/22/25 |
| Manganese | ND | | ug/L | 10 | 1.7 | 11/21/25 | 11/22/25 |
| Nickel | ND | | ug/L | 5.0 | 1.3 | 11/21/25 | 11/22/25 |
| Selenium | ND | | ug/L | 4.0 | 1.6 | 11/21/25 | 11/22/25 |
| Silver | ND | | ug/L | 5.0 | 0.50 | 11/21/25 | 11/22/25 |
| Thallium | ND | | ug/L | 1.0 | 0.42 | 11/21/25 | 11/22/25 |
| Tin | ND | | ug/L | 5.0 | 0.33 | 11/21/25 | 11/22/25 |
| Vanadium | ND | | ug/L | 5.0 | 0.26 | 11/21/25 | 11/22/25 |
| Zinc | ND | | ug/L | 10 | 7.6 | 11/21/25 | 11/22/25 |

| Type: Lab Control Sample | Lab ID: QC1315823 | Batch: 388174 |
|---|---|---|
| Matrix: Water | Method: EPA 200.8 | Prep Method: EPA 3015A |

| QC1315823 Analyte | Result | Spiked | Units | Recovery | Qual | Limits |
|---|---|---|---|---|---|---|
| Antimony | 113.7 | 100.0 | ug/L | 114% | | 85-115 |
| Arsenic | 97.31 | 100.0 | ug/L | 97% | | 85-115 |
| Barium | 97.92 | 100.0 | ug/L | 98% | | 85-115 |
| Beryllium | 100.3 | 100.0 | ug/L | 100% | | 85-115 |
| Boron | 100.1 | 100.0 | ug/L | 100% | | 85-115 |
| Cadmium | 98.92 | 100.0 | ug/L | 99% | | 85-115 |
| Chromium | 97.98 | 100.0 | ug/L | 98% | | 85-115 |
| Cobalt | 102.2 | 100.0 | ug/L | 102% | | 85-115 |
| Copper | 103.2 | 100.0 | ug/L | 103% | | 85-115 |
| Lead | 96.64 | 100.0 | ug/L | 97% | | 85-115 |
| Manganese | 97.12 | 100.0 | ug/L | 97% | | 85-115 |
| Nickel | 103.0 | 100.0 | ug/L | 103% | | 85-115 |
| Selenium | 90.23 | 100.0 | ug/L | 90% | | 85-115 |
| Silver | 47.99 | 50.00 | ug/L | 96% | | 85-115 |
| Thallium | 92.97 | 100.0 | ug/L | 93% | | 85-115 |
| Tin | 92.13 | 100.0 | ug/L | 92% | | 85-115 |
| Vanadium | 100.2 | 100.0 | ug/L | 100% | | 85-115 |
| Zinc | 98.78 | 100.0 | ug/L | 99% | | 85-115 |

ENTHALPY ANALYTICAL

# Batch QC

| Type: | Matrix Spike | Lab ID: | QC1315825 | Batch: | 388174 |
|---|---|---|---|---|---|
| Matrix (Source ID): | Water (547290-001) | Method: | EPA 200.8 | Prep Method: | EPA 3015A |

| QC1315825 Analyte | Result | Source Sample Result | Spiked | Units | Recovery | Qual | Limits | DF |
|---|---|---|---|---|---|---|---|---|
| Antimony | 109.9 | 0.7370 | 100.0 | ug/L | 109% | | 70-130 | 1 |
| Arsenic | 102.3 | 2.038 | 100.0 | ug/L | 100% | | 70-130 | 1 |
| Barium | 133.3 | 31.99 | 100.0 | ug/L | 101% | | 70-130 | 1 |
| Beryllium | 105.9 | ND | 100.0 | ug/L | 106% | | 70-130 | 1 |
| Boron | 339.0 | 139.2 | 100.0 | ug/L | 200% | * | 70-130 | 20 |
| Cadmium | 96.74 | 0.7910 | 100.0 | ug/L | 96% | | 70-130 | 1 |
| Chromium | 100.2 | 0.9360 | 100.0 | ug/L | 99% | | 70-130 | 1 |
| Cobalt | 102.1 | 0.4160 | 100.0 | ug/L | 102% | | 70-130 | 1 |
| Copper | 106.6 | 3.681 | 100.0 | ug/L | 103% | | 70-130 | 1 |
| Lead | 95.89 | ND | 100.0 | ug/L | 96% | | 70-130 | 1 |
| Manganese | 143.5 | 45.12 | 100.0 | ug/L | 98% | | 70-130 | 1 |
| Nickel | 107.9 | 6.691 | 100.0 | ug/L | 101% | | 70-130 | 1 |
| Selenium | 99.99 | 5.396 | 100.0 | ug/L | 95% | | 70-130 | 1 |
| Silver | 46.19 | ND | 50.00 | ug/L | 92% | | 70-130 | 1 |
| Thallium | 91.83 | ND | 100.0 | ug/L | 92% | | 70-130 | 1 |
| Tin | 96.06 | 0.6700 | 100.0 | ug/L | 95% | | 70-130 | 1 |
| Vanadium | 103.5 | 3.107 | 100.0 | ug/L | 100% | | 70-130 | 1 |
| Zinc | 115.3 | 13.60 | 100.0 | ug/L | 102% | | 70-130 | 1 |

| Type: | Matrix Spike Duplicate | Lab ID: | QC1315826 | Batch: | 388174 |
|---|---|---|---|---|---|
| Matrix (Source ID): | Water (547290-001) | Method: | EPA 200.8 | Prep Method: | EPA 3015A |

| QC1315826 Analyte | Result | Source Sample Result | Spiked | Units | Recovery | Qual | Limits | RPD | RPD Lim | DF |
|---|---|---|---|---|---|---|---|---|---|---|
| Antimony | 107.2 | 0.7370 | 100.0 | ug/L | 106% | | 70-130 | 3 | 20 | 1 |
| Arsenic | 98.03 | 2.038 | 100.0 | ug/L | 96% | | 70-130 | 4 | 20 | 1 |
| Barium | 128.8 | 31.99 | 100.0 | ug/L | 97% | | 70-130 | 3 | 20 | 1 |
| Beryllium | 103.2 | ND | 100.0 | ug/L | 103% | | 70-130 | 3 | 20 | 1 |
| Boron | 317.4 | 139.2 | 100.0 | ug/L | 178% | * | 70-130 | 7 | 20 | 20 |
| Cadmium | 94.54 | 0.7910 | 100.0 | ug/L | 94% | | 70-130 | 2 | 20 | 1 |
| Chromium | 96.87 | 0.9360 | 100.0 | ug/L | 96% | | 70-130 | 3 | 20 | 1 |
| Cobalt | 100.9 | 0.4160 | 100.0 | ug/L | 100% | | 70-130 | 1 | 20 | 1 |
| Copper | 105.5 | 3.681 | 100.0 | ug/L | 102% | | 70-130 | 1 | 20 | 1 |
| Lead | 92.25 | ND | 100.0 | ug/L | 92% | | 70-130 | 4 | 20 | 1 |
| Manganese | 142.5 | 45.12 | 100.0 | ug/L | 97% | | 70-130 | 1 | 20 | 1 |
| Nickel | 106.1 | 6.691 | 100.0 | ug/L | 99% | | 70-130 | 2 | 20 | 1 |
| Selenium | 93.55 | 5.396 | 100.0 | ug/L | 88% | | 70-130 | 7 | 20 | 1 |
| Silver | 44.97 | ND | 50.00 | ug/L | 90% | | 70-130 | 3 | 20 | 1 |
| Thallium | 88.47 | ND | 100.0 | ug/L | 88% | | 70-130 | 4 | 20 | 1 |
| Tin | 95.69 | 0.6700 | 100.0 | ug/L | 95% | | 70-130 | 0 | 20 | 1 |
| Vanadium | 101.2 | 3.107 | 100.0 | ug/L | 98% | | 70-130 | 2 | 20 | 1 |
| Zinc | 109.9 | 13.60 | 100.0 | ug/L | 96% | | 70-130 | 5 | 20 | 1 |

ENTHALPY ANALYTICAL

# Batch QC

| Type: | Matrix Spike | Lab ID: | QC1315827 | Batch: | 388174 |
|---|---|---|---|---|---|
| Matrix (Source ID): | Water (547407-001) | Method: | EPA 200.8 | Prep Method: | EPA 3015A |

| QC1315827 Analyte | Result | Source Sample Result | Spiked | Units | Recovery | Qual | Limits | DF |
|---|---|---|---|---|---|---|---|---|
| Antimony | 99.05 | 1.911 | 100.0 | ug/L | 97% | | 70-130 | 1 |
| Arsenic | 96.65 | ND | 100.0 | ug/L | 97% | | 70-130 | 1 |
| Barium | 101.3 | 0.6610 | 100.0 | ug/L | 101% | | 70-130 | 1 |
| Beryllium | 108.1 | ND | 100.0 | ug/L | 108% | | 70-130 | 1 |
| Boron | 161.1 | 23.64 | 100.0 | ug/L | 137% | * | 70-130 | 20 |
| Cadmium | 96.88 | ND | 100.0 | ug/L | 97% | | 70-130 | 1 |
| Chromium | 101.2 | ND | 100.0 | ug/L | 101% | | 70-130 | 1 |
| Cobalt | 104.6 | 0.1050 | 100.0 | ug/L | 104% | | 70-130 | 1 |
| Copper | 107.7 | 1.261 | 100.0 | ug/L | 106% | | 70-130 | 1 |
| Lead | 95.25 | ND | 100.0 | ug/L | 95% | | 70-130 | 1 |
| Manganese | 101.4 | ND | 100.0 | ug/L | 101% | | 70-130 | 1 |
| Nickel | 105.3 | ND | 100.0 | ug/L | 105% | | 70-130 | 1 |
| Selenium | 90.79 | ND | 100.0 | ug/L | 91% | | 70-130 | 1 |
| Silver | 47.84 | ND | 50.00 | ug/L | 96% | | 70-130 | 1 |
| Thallium | 90.99 | ND | 100.0 | ug/L | 91% | | 70-130 | 1 |
| Tin | 96.59 | 2.614 | 100.0 | ug/L | 94% | | 70-130 | 1 |
| Vanadium | 102.5 | 0.2980 | 100.0 | ug/L | 102% | | 70-130 | 1 |
| Zinc | 110.4 | 12.81 | 100.0 | ug/L | 98% | | 70-130 | 1 |

| Type: | Matrix Spike Duplicate | Lab ID: | QC1315828 | Batch: | 388174 |
|---|---|---|---|---|---|
| Matrix (Source ID): | Water (547407-001) | Method: | EPA 200.8 | Prep Method: | EPA 3015A |

| QC1315828 Analyte | Result | Source Sample Result | Spiked | Units | Recovery | Qual | Limits | RPD | RPD Lim | DF |
|---|---|---|---|---|---|---|---|---|---|---|
| Antimony | 104.6 | 1.911 | 100.0 | ug/L | 103% | | 70-130 | 5 | 20 | 1 |
| Arsenic | 98.75 | ND | 100.0 | ug/L | 99% | | 70-130 | 2 | 20 | 1 |
| Barium | 102.0 | 0.6610 | 100.0 | ug/L | 101% | | 70-130 | 1 | 20 | 1 |
| Beryllium | 105.3 | ND | 100.0 | ug/L | 105% | | 70-130 | 3 | 20 | 1 |
| Boron | 149.2 | 23.64 | 100.0 | ug/L | 126% | | 70-130 | 8 | 20 | 20 |
| Cadmium | 97.19 | ND | 100.0 | ug/L | 97% | | 70-130 | 0 | 20 | 1 |
| Chromium | 98.28 | ND | 100.0 | ug/L | 98% | | 70-130 | 3 | 20 | 1 |
| Cobalt | 102.1 | 0.1050 | 100.0 | ug/L | 102% | | 70-130 | 2 | 20 | 1 |
| Copper | 103.1 | 1.261 | 100.0 | ug/L | 102% | | 70-130 | 4 | 20 | 1 |
| Lead | 96.95 | ND | 100.0 | ug/L | 97% | | 70-130 | 2 | 20 | 1 |
| Manganese | 98.56 | ND | 100.0 | ug/L | 99% | | 70-130 | 3 | 20 | 1 |
| Nickel | 103.1 | ND | 100.0 | ug/L | 103% | | 70-130 | 2 | 20 | 1 |
| Selenium | 94.18 | ND | 100.0 | ug/L | 94% | | 70-130 | 4 | 20 | 1 |
| Silver | 47.06 | ND | 50.00 | ug/L | 94% | | 70-130 | 2 | 20 | 1 |
| Thallium | 91.02 | ND | 100.0 | ug/L | 91% | | 70-130 | 0 | 20 | 1 |
| Tin | 98.15 | 2.614 | 100.0 | ug/L | 96% | | 70-130 | 2 | 20 | 1 |
| Vanadium | 99.53 | 0.2980 | 100.0 | ug/L | 99% | | 70-130 | 3 | 20 | 1 |
| Zinc | 115.0 | 12.81 | 100.0 | ug/L | 102% | | 70-130 | 4 | 20 | 1 |

ENTHALPY ANALYTICAL

# Batch QC

| Type: Blank | Lab ID: QC1316451 | Batch: 388336 |
|---|---|---|
| Matrix: Water | Method: EPA 245.1 | Prep Method: EPA 245.1 |

| QC1316451 Analyte | Result | Qual | Units | RL | MDL | Prepared | Analyzed |
|---|---|---|---|---|---|---|---|
| Mercury | ND | | ug/L | 0.40 | 0.032 | 11/24/25 | 11/24/25 |

| Type: Lab Control Sample | Lab ID: QC1316452 | Batch: 388336 |
|---|---|---|
| Matrix: Water | Method: EPA 245.1 | Prep Method: EPA 245.1 |

| QC1316452 Analyte | Result | Spiked | Units | Recovery | Qual | Limits |
|---|---|---|---|---|---|---|
| Mercury | 5.024 | 5.000 | ug/L | 100% | | 85-115 |

| Type: Matrix Spike | Lab ID: QC1316453 | Batch: 388336 |
|---|---|---|
| Matrix (Source ID): Water (547378-002) | Method: EPA 245.1 | Prep Method: EPA 245.1 |

| QC1316453 Analyte | Result | Source Sample Result | Spiked | Units | Recovery | Qual | Limits | DF |
|---|---|---|---|---|---|---|---|---|
| Mercury | 5.080 | ND | 5.000 | ug/L | 102% | | 75-125 | 1 |

| Type: Matrix Spike Duplicate | Lab ID: QC1316454 | Batch: 388336 |
|---|---|---|
| Matrix (Source ID): Water (547378-002) | Method: EPA 245.1 | Prep Method: EPA 245.1 |

| QC1316454 Analyte | Result | Source Sample Result | Spiked | Units | Recovery | Qual | Limits | RPD | RPD Lim | DF |
|---|---|---|---|---|---|---|---|---|---|---|
| Mercury | 5.201 | ND | 5.000 | ug/L | 104% | | 75-125 | 2 | 20 | 1 |

| Type: Matrix Spike | Lab ID: QC1316455 | Batch: 388336 |
|---|---|---|
| Matrix (Source ID): Water (547378-003) | Method: EPA 245.1 | Prep Method: EPA 245.1 |

| QC1316455 Analyte | Result | Source Sample Result | Spiked | Units | Recovery | Qual | Limits | DF |
|---|---|---|---|---|---|---|---|---|
| Mercury | 5.295 | ND | 5.000 | ug/L | 106% | | 75-125 | 1 |

| Type: Matrix Spike Duplicate | Lab ID: QC1316456 | Batch: 388336 |
|---|---|---|
| Matrix (Source ID): Water (547378-003) | Method: EPA 245.1 | Prep Method: EPA 245.1 |

| QC1316456 Analyte | Result | Source Sample Result | Spiked | Units | Recovery | Qual | Limits | RPD | RPD Lim | DF |
|---|---|---|---|---|---|---|---|---|---|---|
| Mercury | 5.063 | ND | 5.000 | ug/L | 101% | | 75-125 | 4 | 20 | 1 |

ENTHALPY ANALYTICAL

# Batch QC

| | | | | | |
|---|---|---|---|---|---|
| **Type:** | **Blank** | **Lab ID:** | **QC1315447** | **Batch:** | **388072** |
| **Matrix:** | **Water** | **Method:** | **EPA 300.0** | **Prep Method:** | **METHOD** |

| QC1315447 Analyte | Result | Qual | Units | RL | MDL | Prepared | Analyzed |
|---|---|---|---|---|---|---|---|
| Fluoride | ND | | mg/L | 0.20 | 0.059 | 11/20/25 17:02 | 11/20/25 18:12 |
| Chloride | ND | | mg/L | 1.0 | 0.26 | 11/20/25 17:02 | 11/20/25 18:12 |
| Nitrogen, Nitrite | ND | | mg/L | 0.10 | 0.02 | 11/20/25 17:02 | 11/20/25 18:12 |
| Bromide | ND | | mg/L | 0.30 | 0.061 | 11/20/25 17:02 | 11/20/25 18:12 |
| Nitrogen, Nitrate | ND | | mg/L | 0.10 | 0.05 | 11/20/25 17:02 | 11/20/25 18:12 |
| Sulfate | ND | | mg/L | 1.0 | 0.18 | 11/20/25 17:02 | 11/20/25 18:12 |

| | | | | | |
|---|---|---|---|---|---|
| **Type:** | **Lab Control Sample** | **Lab ID:** | **QC1315448** | **Batch:** | **388072** |
| **Matrix:** | **Water** | **Method:** | **EPA 300.0** | **Prep Method:** | **METHOD** |

| QC1315448 Analyte | Result | Spiked | Units | Recovery | Qual | Limits |
|---|---|---|---|---|---|---|
| Fluoride | 9.992 | 10.00 | mg/L | 100% | | 90-110 |
| Chloride | 47.20 | 50.00 | mg/L | 94% | | 90-110 |
| Nitrogen, Nitrite | 4.430 | 4.567 | mg/L | 97% | | 90-110 |
| Bromide | 14.57 | 15.00 | mg/L | 97% | | 90-110 |
| Nitrogen, Nitrate | 4.461 | 4.518 | mg/L | 99% | | 90-110 |
| Sulfate | 25.01 | 25.00 | mg/L | 100% | | 90-110 |

| | | | | | |
|---|---|---|---|---|---|
| **Type:** | **Matrix Spike** | **Lab ID:** | **QC1315449** | **Batch:** | **388072** |
| **Matrix (Source ID):** | **Drinking Water (547428-001)** | **Method:** | **EPA 300.0** | **Prep Method:** | **METHOD** |

| QC1315449 Analyte | Result | Source Sample Result | Spiked | Units | Recovery | Qual | Limits | DF |
|---|---|---|---|---|---|---|---|---|
| Fluoride | 20.87 | 0.5459 | 20.00 | mg/L | 102% | | 80-129 | 1 |
| Chloride | 176.0 | 81.06 | 100.0 | mg/L | 95% | | 80-123 | 1 |
| Nitrogen, Nitrite | 8.917 | ND | 9.134 | mg/L | 98% | | 80-122 | 1 |
| Bromide | 14.79 | 0.09643 | 15.00 | mg/L | 98% | | 80-121 | 1 |
| Nitrogen, Nitrate | 10.31 | 1.238 | 9.036 | mg/L | 100% | | 80-123 | 1 |
| Sulfate | 144.8 | 101.0 | 50.00 | mg/L | 88% | E,NM | 79-124 | 1 |

| | | | | | |
|---|---|---|---|---|---|
| **Type:** | **Matrix Spike Duplicate** | **Lab ID:** | **QC1315450** | **Batch:** | **388072** |
| **Matrix (Source ID):** | **Drinking Water (547428-001)** | **Method:** | **EPA 300.0** | **Prep Method:** | **METHOD** |

| QC1315450 Analyte | Result | Source Sample Result | Spiked | Units | Recovery | Qual | Limits | RPD | RPD Lim | DF |
|---|---|---|---|---|---|---|---|---|---|---|
| Fluoride | 20.96 | 0.5459 | 20.00 | mg/L | 102% | | 80-129 | 0 | 21 | 1 |
| Chloride | 176.3 | 81.06 | 100.0 | mg/L | 95% | | 80-123 | 0 | 20 | 1 |
| Nitrogen, Nitrite | 8.965 | ND | 9.134 | mg/L | 98% | | 80-122 | 1 | 21 | 1 |
| Bromide | 14.85 | 0.09643 | 15.00 | mg/L | 98% | | 80-121 | 0 | 20 | 1 |
| Nitrogen, Nitrate | 10.35 | 1.238 | 9.036 | mg/L | 101% | | 80-123 | 0 | 20 | 1 |
| Sulfate | 145.0 | 101.0 | 50.00 | mg/L | 88% | E,NM | 79-124 | | 20 | 1 |

ENTHALPY ANALYTICAL

# Batch QC

**Type:** Blank **Lab ID:** QC1318799 **Batch:** 389023
**Matrix:** Water **Method:** EPA 350.1 **Prep Method:** METHOD

| QC1318799 Analyte | Result | Qual | Units | RL | MDL | Prepared | Analyzed |
|---|---|---|---|---|---|---|---|
| Ammonia-N | ND | | mg/L | 0.10 | 0.050 | 12/03/25 | 12/04/25 |

**Type:** Lab Control Sample **Lab ID:** QC1318800 **Batch:** 389023
**Matrix:** Water **Method:** EPA 350.1 **Prep Method:** METHOD

| QC1318800 Analyte | Result | Spiked | Units | Recovery | Qual | Limits |
|---|---|---|---|---|---|---|
| Ammonia-N | 1.086 | 1.000 | mg/L | 109% | | 90-110 |

**Type:** Matrix Spike **Lab ID:** QC1318819 **Batch:** 389023
**Matrix (Source ID):** Water (547422-001) **Method:** EPA 350.1 **Prep Method:** METHOD

| QC1318819 Analyte | Result | Source Sample Result | Spiked | Units | Recovery | Qual | Limits | DF |
|---|---|---|---|---|---|---|---|---|
| Ammonia-N | 1.010 | ND | 1.000 | mg/L | 101% | | 90-110 | 1 |

**Type:** Matrix Spike Duplicate **Lab ID:** QC1318820 **Batch:** 389023
**Matrix (Source ID):** Water (547422-001) **Method:** EPA 350.1 **Prep Method:** METHOD

| QC1318820 Analyte | Result | Source Sample Result | Spiked | Units | Recovery | Qual | Limits | RPD | RPD Lim | DF |
|---|---|---|---|---|---|---|---|---|---|---|
| Ammonia-N | 1.544 | ND | 1.000 | mg/L | 154% | * | 90-110 | 42* | 20 | 1 |

**Type:** Matrix Spike **Lab ID:** QC1318821 **Batch:** 389023
**Matrix (Source ID):** Water (547422-002) **Method:** EPA 350.1 **Prep Method:** METHOD

| QC1318821 Analyte | Result | Source Sample Result | Spiked | Units | Recovery | Qual | Limits | DF |
|---|---|---|---|---|---|---|---|---|
| Ammonia-N | 0.9951 | ND | 1.000 | mg/L | 100% | | 90-110 | 1 |

**Type:** Matrix Spike Duplicate **Lab ID:** QC1318822 **Batch:** 389023
**Matrix (Source ID):** Water (547422-002) **Method:** EPA 350.1 **Prep Method:** METHOD

| QC1318822 Analyte | Result | Source Sample Result | Spiked | Units | Recovery | Qual | Limits | RPD | RPD Lim | DF |
|---|---|---|---|---|---|---|---|---|---|---|
| Ammonia-N | 0.9477 | ND | 1.000 | mg/L | 95% | | 90-110 | 5 | 20 | 1 |

**Type:** Blank **Lab ID:** QC1318444 **Batch:** 388905
**Matrix:** Water **Method:** EPA 420.1 **Prep Method:** METHOD

| QC1318444 Analyte | Result | Qual | Units | RL | MDL | Prepared | Analyzed |
|---|---|---|---|---|---|---|---|
| Total Phenolics | ND | | mg/L | 0.010 | 0.0065 | 12/02/25 | 12/02/25 |

ENTHALPY ANALYTICAL

# Batch QC

| | | |
|---|---|---|
| **Type:** Lab Control Sample | **Lab ID:** QC1318445 | **Batch:** 388905 |
| **Matrix:** Water | **Method:** EPA 420.1 | **Prep Method:** METHOD |

| QC1318445 Analyte | Result | Spiked | Units | Recovery | Qual | Limits |
|---|---|---|---|---|---|---|
| Total Phenolics | 0.07900 | 0.08000 | mg/L | 99% | | 80-120 |

| | | |
|---|---|---|
| **Type:** Lab Control Sample Duplicate | **Lab ID:** QC1318446 | **Batch:** 388905 |
| **Matrix:** Water | **Method:** EPA 420.1 | **Prep Method:** METHOD |

| QC1318446 Analyte | Result | Spiked | Units | Recovery | Qual | Limits | RPD | RPD Lim |
|---|---|---|---|---|---|---|---|---|
| Total Phenolics | 0.07800 | 0.08000 | mg/L | 98% | | 80-120 | 1 | 20 |

ENTHALPY ANALYTICAL

# Batch QC

| Type: Blank | Lab ID: QC1315594 | Batch: 388120 |
|---|---|---|
| Matrix: Water | | |

| QC1315594 Analyte | Result | Qual | Units | RL | MDL | Prepared | Analyzed |
|---|---|---|---|---|---|---|---|
| Method: EPA 625.1<br>Prep Method: EPA 3510C | | | | | | | |
| Pyridine | ND | | ug/L | 10 | 2.8 | 11/21/25 | 11/21/25 |
| Phenol | ND | | ug/L | 10 | 2.1 | 11/21/25 | 11/21/25 |
| 2-Methylphenol | ND | | ug/L | 10 | 3.2 | 11/21/25 | 11/21/25 |
| 3-,4-Methylphenol | ND | | ug/L | 10 | 3.0 | 11/21/25 | 11/21/25 |
| Benzoic acid | ND | | ug/L | 50 | 11 | 11/21/25 | 11/21/25 |
| Naphthalene | ND | | ug/L | 10 | 3.6 | 11/21/25 | 11/21/25 |
| Cresol | ND | | ug/L | 10 | | 11/21/25 | 11/21/25 |
| Method: EPA 8270C<br>Prep Method: EPA 3510C | | | | | | | |
| Carbazole | ND | | ug/L | 10 | 2.8 | 11/21/25 | 11/21/25 |
| N-Nitrosodimethylamine | ND | | ug/L | 10 | 2.9 | 11/21/25 | 11/21/25 |
| Aniline | ND | | ug/L | 10 | 2.8 | 11/21/25 | 11/21/25 |
| bis(2-Chloroethyl)ether | ND | | ug/L | 25 | 3.7 | 11/21/25 | 11/21/25 |
| 2-Chlorophenol | ND | | ug/L | 10 | 3.6 | 11/21/25 | 11/21/25 |
| 1,3-Dichlorobenzene | ND | | ug/L | 10 | 3.3 | 11/21/25 | 11/21/25 |
| 1,4-Dichlorobenzene | ND | | ug/L | 10 | 3.4 | 11/21/25 | 11/21/25 |
| Benzyl alcohol | ND | | ug/L | 25 | 5.8 | 11/21/25 | 11/21/25 |
| 1,2-Dichlorobenzene | ND | | ug/L | 10 | 3.3 | 11/21/25 | 11/21/25 |
| bis(2-Chloroisopropyl) ether | ND | | ug/L | 10 | 3.8 | 11/21/25 | 11/21/25 |
| N-Nitroso-di-n-propylamine | ND | | ug/L | 10 | 3.9 | 11/21/25 | 11/21/25 |
| Hexachloroethane | ND | | ug/L | 10 | 3.0 | 11/21/25 | 11/21/25 |
| Nitrobenzene | ND | | ug/L | 25 | 8.4 | 11/21/25 | 11/21/25 |
| Isophorone | ND | | ug/L | 10 | 3.7 | 11/21/25 | 11/21/25 |
| 2-Nitrophenol | ND | | ug/L | 10 | 5.4 | 11/21/25 | 11/21/25 |
| 2,4-Dimethylphenol | ND | | ug/L | 10 | 3.2 | 11/21/25 | 11/21/25 |
| bis(2-Chloroethoxy)methane | ND | | ug/L | 10 | 3.7 | 11/21/25 | 11/21/25 |
| 2,4-Dichlorophenol | ND | | ug/L | 10 | 3.7 | 11/21/25 | 11/21/25 |
| 1,2,4-Trichlorobenzene | ND | | ug/L | 10 | 3.4 | 11/21/25 | 11/21/25 |
| 4-Chloroaniline | ND | | ug/L | 10 | 3.1 | 11/21/25 | 11/21/25 |
| Hexachlorobutadiene | ND | | ug/L | 10 | 2.2 | 11/21/25 | 11/21/25 |
| 4-Chloro-3-methylphenol | ND | | ug/L | 10 | 3.6 | 11/21/25 | 11/21/25 |
| 2-Methylnaphthalene | ND | | ug/L | 10 | 3.4 | 11/21/25 | 11/21/25 |
| Hexachlorocyclopentadiene | ND | | ug/L | 25 | 7.8 | 11/21/25 | 11/21/25 |
| 2,4,6-Trichlorophenol | ND | | ug/L | 10 | 4.1 | 11/21/25 | 11/21/25 |
| 2,4,5-Trichlorophenol | ND | | ug/L | 10 | 3.7 | 11/21/25 | 11/21/25 |
| 2-Chloronaphthalene | ND | | ug/L | 10 | 3.4 | 11/21/25 | 11/21/25 |
| 2-Nitroaniline | ND | | ug/L | 50 | 4.3 | 11/21/25 | 11/21/25 |
| Dimethylphthalate | ND | | ug/L | 10 | 3.4 | 11/21/25 | 11/21/25 |
| Acenaphthylene | ND | | ug/L | 10 | 3.9 | 11/21/25 | 11/21/25 |
| 2,6-Dinitrotoluene | ND | | ug/L | 10 | 4.4 | 11/21/25 | 11/21/25 |
| 3-Nitroaniline | ND | | ug/L | 10 | 4.0 | 11/21/25 | 11/21/25 |
| Acenaphthene | ND | | ug/L | 10 | 3.2 | 11/21/25 | 11/21/25 |
| 2,4-Dinitrophenol | ND | | ug/L | 50 | 15 | 11/21/25 | 11/21/25 |
| 4-Nitrophenol | ND | | ug/L | 10 | 8.5 | 11/21/25 | 11/21/25 |
| Dibenzofuran | ND | | ug/L | 10 | 3.2 | 11/21/25 | 11/21/25 |

ENTHALPY ANALYTICAL

# Batch QC

| QC1315594 Analyte | Result | Qual | Units | RL | MDL | Prepared | Analyzed |
|---|---|---|---|---|---|---|---|
| 2,4-Dinitrotoluene | ND | | ug/L | 10 | 4.3 | 11/21/25 | 11/21/25 |
| Diethylphthalate | ND | | ug/L | 10 | 2.9 | 11/21/25 | 11/21/25 |
| Fluorene | ND | | ug/L | 10 | 3.1 | 11/21/25 | 11/21/25 |
| 4-Chlorophenyl-phenylether | ND | | ug/L | 10 | 3.1 | 11/21/25 | 11/21/25 |
| 4-Nitroaniline | ND | | ug/L | 10 | 3.3 | 11/21/25 | 11/21/25 |
| 4,6-Dinitro-2-methylphenol | ND | | ug/L | 50 | 17 | 11/21/25 | 11/21/25 |
| N-Nitrosodiphenylamine | ND | | ug/L | 10 | 4.0 | 11/21/25 | 11/21/25 |
| 1,2-diphenylhydrazine (as azobenzene) | ND | | ug/L | 10 | 2.9 | 11/21/25 | 11/21/25 |
| 4-Bromophenyl-phenylether | ND | | ug/L | 10 | 3.3 | 11/21/25 | 11/21/25 |
| Hexachlorobenzene | ND | | ug/L | 10 | 3.0 | 11/21/25 | 11/21/25 |
| Pentachlorophenol | ND | | ug/L | 25 | 5.7 | 11/21/25 | 11/21/25 |
| Phenanthrene | ND | | ug/L | 10 | 2.9 | 11/21/25 | 11/21/25 |
| Anthracene | ND | | ug/L | 10 | 2.8 | 11/21/25 | 11/21/25 |
| Di-n-butylphthalate | ND | | ug/L | 10 | 3.0 | 11/21/25 | 11/21/25 |
| Fluoranthene | ND | | ug/L | 10 | 2.8 | 11/21/25 | 11/21/25 |
| Benzidine | ND | | ug/L | 50 | 19 | 11/21/25 | 11/21/25 |
| Pyrene | ND | | ug/L | 10 | 2.7 | 11/21/25 | 11/21/25 |
| Butylbenzylphthalate | ND | | ug/L | 10 | 3.6 | 11/21/25 | 11/21/25 |
| 3,3'-Dichlorobenzidine | ND | | ug/L | 25 | 5.2 | 11/21/25 | 11/21/25 |
| Benzo(a)anthracene | ND | | ug/L | 10 | 2.4 | 11/21/25 | 11/21/25 |
| Chrysene | ND | | ug/L | 10 | 2.5 | 11/21/25 | 11/21/25 |
| bis(2-Ethylhexyl)phthalate | ND | | ug/L | 10 | 3.3 | 11/21/25 | 11/21/25 |
| Di-n-octylphthalate | ND | | ug/L | 10 | 4.7 | 11/21/25 | 11/21/25 |
| Benzo(b)fluoranthene | ND | | ug/L | 10 | 3.0 | 11/21/25 | 11/21/25 |
| Benzo(k)fluoranthene | ND | | ug/L | 10 | 3.1 | 11/21/25 | 11/21/25 |
| Benzo(a)pyrene | ND | | ug/L | 10 | 3.1 | 11/21/25 | 11/21/25 |
| Indeno(1,2,3-cd)pyrene | ND | | ug/L | 10 | 4.2 | 11/21/25 | 11/21/25 |
| Dibenz(a,h)anthracene | ND | | ug/L | 10 | 4.2 | 11/21/25 | 11/21/25 |
| Benzo(g,h,i)perylene | ND | | ug/L | 10 | 4.1 | 11/21/25 | 11/21/25 |
| **Surrogates** | | | | **Limits** | | | |
| 2-Fluorophenol | 33% | | %REC | 15-120 | | 11/21/25 | 11/21/25 |
| Phenol-d6 | 21% | | %REC | 15-120 | | 11/21/25 | 11/21/25 |
| 2,4,6-Tribromophenol | 65% | | %REC | 15-140 | | 11/21/25 | 11/21/25 |
| Nitrobenzene-d5 | 61% | | %REC | 15-123 | | 11/21/25 | 11/21/25 |
| 2-Fluorobiphenyl | 66% | | %REC | 15-120 | | 11/21/25 | 11/21/25 |
| Terphenyl-d14 | 74% | | %REC | 15-120 | | 11/21/25 | 11/21/25 |

ENTHALPY ANALYTICAL

# Batch QC

| | | | | | |
|---|---|---|---|---|---|
| **Type:** | **Lab Control Sample** | **Lab ID:** | **QC1315596** | **Batch:** | **388120** |
| **Matrix:** | **Water** | **Method:** | **EPA 8270C** | **Prep Method:** | **EPA 3510C** |

| QC1315596 Analyte | Result | Spiked | Units | Recovery | Qual | Limits |
|---|---|---|---|---|---|---|
| Phenol | 22.03 | 75.00 | ug/L | 29% | | 14-120 |
| 2-Chlorophenol | 48.22 | 75.00 | ug/L | 64% | | 46-120 |
| 1,4-Dichlorobenzene | 48.51 | 75.00 | ug/L | 65% | | 42-120 |
| 3-,4-Methylphenol | 40.73 | 75.00 | ug/L | 54% | | 40-120 |
| N-Nitroso-di-n-propylamine | 55.37 | 75.00 | ug/L | 74% | | 54-121 |
| 2,4-Dimethylphenol | 54.95 | 75.00 | ug/L | 73% | | 48-120 |
| 1,2,4-Trichlorobenzene | 53.24 | 75.00 | ug/L | 71% | | 45-120 |
| 4-Chloro-3-methylphenol | 55.46 | 75.00 | ug/L | 74% | | 60-121 |
| 2,4,5-Trichlorophenol | 59.97 | 75.00 | ug/L | 80% | | 62-124 |
| Acenaphthene | 51.10 | 75.00 | ug/L | 68% | | 56-120 |
| 4-Nitrophenol | 28.15 | 75.00 | ug/L | 38% | | 17-120 |
| 2,4-Dinitrotoluene | 61.93 | 75.00 | ug/L | 83% | | 69-127 |
| Pentachlorophenol | 49.03 | 75.00 | ug/L | 65% | | 51-120 |
| Pyrene | 54.14 | 75.00 | ug/L | 72% | | 68-123 |
| Chrysene | 54.74 | 75.00 | ug/L | 73% | | 66-120 |
| Benzo(b)fluoranthene | 55.62 | 75.00 | ug/L | 74% | | 67-120 |
| **Surrogates** | | | | | | |
| 2-Fluorophenol | 16.72 | 40.00 | ug/L | 42% | | 15-120 |
| Phenol-d6 | 10.47 | 40.00 | ug/L | 26% | | 15-120 |
| 2,4,6-Tribromophenol | 30.20 | 40.00 | ug/L | 75% | | 15-140 |
| Nitrobenzene-d5 | 26.82 | 40.00 | ug/L | 67% | | 15-123 |
| 2-Fluorobiphenyl | 29.91 | 40.00 | ug/L | 75% | | 15-120 |
| Terphenyl-d14 | 27.43 | 40.00 | ug/L | 69% | | 15-120 |

# Batch QC

| | | | | | |
|---|---|---|---|---|---|
| **Type:** | **Lab Control Sample Duplicate** | **Lab ID:** | **QC1315597** | **Batch:** | **388120** |
| **Matrix:** | **Water** | **Method:** | **EPA 8270C** | **Prep Method:** | **EPA 3510C** |

| QC1315597 Analyte | Result | Spiked | Units | Recovery | Qual | Limits | RPD | RPD Lim |
|---|---|---|---|---|---|---|---|---|
| Phenol | 19.41 | 75.00 | ug/L | 26% | | 14-120 | 13 | 52 |
| 2-Chlorophenol | 49.02 | 75.00 | ug/L | 65% | | 46-120 | 2 | 52 |
| 1,4-Dichlorobenzene | 49.73 | 75.00 | ug/L | 66% | | 42-120 | 2 | 53 |
| 3-,4-Methylphenol | 40.48 | 75.00 | ug/L | 54% | | 40-120 | 1 | 51 |
| N-Nitroso-di-n-propylamine | 54.28 | 75.00 | ug/L | 72% | | 54-121 | 2 | 52 |
| 2,4-Dimethylphenol | 55.30 | 75.00 | ug/L | 74% | | 48-120 | 1 | 52 |
| 1,2,4-Trichlorobenzene | 53.48 | 75.00 | ug/L | 71% | | 45-120 | 0 | 54 |
| 4-Chloro-3-methylphenol | 52.57 | 75.00 | ug/L | 70% | | 60-121 | 5 | 47 |
| 2,4,5-Trichlorophenol | 60.76 | 75.00 | ug/L | 81% | | 62-124 | 1 | 46 |
| Acenaphthene | 49.19 | 75.00 | ug/L | 66% | | 56-120 | 4 | 46 |
| 4-Nitrophenol | 27.26 | 75.00 | ug/L | 36% | | 17-120 | 3 | 44 |
| 2,4-Dinitrotoluene | 61.77 | 75.00 | ug/L | 82% | | 69-127 | 0 | 40 |
| Pentachlorophenol | 49.87 | 75.00 | ug/L | 66% | | 51-120 | 2 | 42 |
| Pyrene | 53.84 | 75.00 | ug/L | 72% | | 68-123 | 1 | 39 |
| Chrysene | 54.04 | 75.00 | ug/L | 72% | | 66-120 | 1 | 38 |
| Benzo(b)fluoranthene | 53.40 | 75.00 | ug/L | 71% | | 67-120 | 4 | 39 |
| **Surrogates** | | | | | | | | |
| 2-Fluorophenol | 15.80 | 40.00 | ug/L | 40% | | 15-120 | | |
| Phenol-d6 | 9.867 | 40.00 | ug/L | 25% | | 15-120 | | |
| 2,4,6-Tribromophenol | 32.33 | 40.00 | ug/L | 81% | | 15-140 | | |
| Nitrobenzene-d5 | 27.68 | 40.00 | ug/L | 69% | | 15-123 | | |
| 2-Fluorobiphenyl | 28.95 | 40.00 | ug/L | 72% | | 15-120 | | |
| Terphenyl-d14 | 28.80 | 40.00 | ug/L | 72% | | 15-120 | | |

ENTHALPY ANALYTICAL

# Batch QC

| Type: Blank | Lab ID: QC1316076 | Batch: 388247 |
|---|---|---|
| Matrix: Water | | |

| QC1316076 Analyte | Result | Qual | Units | RL | MDL | Prepared | Analyzed |
|---|---|---|---|---|---|---|---|
| Method: EPA 8081A<br>Prep Method: EPA 3510C | | | | | | | |
| alpha-BHC | ND | | ug/L | 0.05 | 0.01 | 11/22/25 | 11/25/25 |
| beta-BHC | ND | | ug/L | 0.05 | 0.01 | 11/22/25 | 11/25/25 |
| gamma-BHC | ND | | ug/L | 0.05 | 0.009 | 11/22/25 | 11/25/25 |
| delta-BHC | ND | | ug/L | 0.05 | 0.01 | 11/22/25 | 11/25/25 |
| Heptachlor | ND | | ug/L | 0.05 | 0.01 | 11/22/25 | 11/25/25 |
| Aldrin | ND | | ug/L | 0.05 | 0.01 | 11/22/25 | 11/25/25 |
| Heptachlor epoxide | ND | | ug/L | 0.05 | 0.01 | 11/22/25 | 11/25/25 |
| Endosulfan I | ND | | ug/L | 0.05 | 0.01 | 11/22/25 | 11/25/25 |
| Dieldrin | ND | | ug/L | 0.1 | 0.01 | 11/22/25 | 11/25/25 |
| 4,4'-DDE | ND | | ug/L | 0.1 | 0.01 | 11/22/25 | 11/25/25 |
| Endrin | ND | | ug/L | 0.1 | 0.01 | 11/22/25 | 11/25/25 |
| Endosulfan II | ND | | ug/L | 0.1 | 0.02 | 11/22/25 | 11/25/25 |
| Endosulfan sulfate | ND | | ug/L | 0.1 | 0.01 | 11/22/25 | 11/25/25 |
| 4,4'-DDD | ND | | ug/L | 0.1 | 0.01 | 11/22/25 | 11/25/25 |
| Endrin aldehyde | ND | | ug/L | 0.1 | 0.02 | 11/22/25 | 11/25/25 |
| Endrin ketone | ND | | ug/L | 0.1 | 0.02 | 11/22/25 | 11/25/25 |
| 4,4'-DDT | ND | | ug/L | 0.1 | 0.04 | 11/22/25 | 11/25/25 |
| Methoxychlor | ND | | ug/L | 0.1 | 0.03 | 11/22/25 | 11/25/25 |
| Toxaphene | ND | | ug/L | 2.0 | 0.4 | 11/22/25 | 11/25/25 |
| Chlordane (Technical) | ND | | ug/L | 1.0 | 0.2 | 11/22/25 | 11/25/25 |
| **Surrogates** | | | | **Limits** | | | |
| TCMX | 73% | | %REC | 29-120 | | 11/22/25 | 11/25/25 |
| Decachlorobiphenyl | 95% | | %REC | 33-132 | | 11/22/25 | 11/25/25 |
| Method: EPA 8082<br>Prep Method: EPA 3510C | | | | | | | |
| Aroclor-1016 | ND | | ug/L | 0.50 | 0.30 | 11/22/25 | 11/25/25 |
| Aroclor-1221 | ND | | ug/L | 0.50 | 0.47 | 11/22/25 | 11/25/25 |
| Aroclor-1232 | ND | | ug/L | 0.50 | 0.27 | 11/22/25 | 11/25/25 |
| Aroclor-1242 | ND | | ug/L | 0.50 | 0.29 | 11/22/25 | 11/25/25 |
| Aroclor-1248 | ND | | ug/L | 0.50 | 0.24 | 11/22/25 | 11/25/25 |
| Aroclor-1254 | ND | | ug/L | 0.50 | 0.27 | 11/22/25 | 11/25/25 |
| Aroclor-1260 | ND | | ug/L | 0.50 | 0.33 | 11/22/25 | 11/25/25 |
| Aroclor-1262 | ND | | ug/L | 0.50 | 0.29 | 11/22/25 | 11/25/25 |
| Aroclor-1268 | ND | | ug/L | 0.50 | 0.26 | 11/22/25 | 11/25/25 |
| **Surrogates** | | | | **Limits** | | | |
| Decachlorobiphenyl (PCB) | 99% | | %REC | 28-138 | | 11/22/25 | 11/25/25 |

ENTHALPY ANALYTICAL

# Batch QC

| | | | | | |
|---|---|---|---|---|---|
| **Type:** | **Lab Control Sample** | **Lab ID:** | **QC1316077** | **Batch:** | **388247** |
| **Matrix:** | **Water** | **Method:** | **EPA 8081A** | **Prep Method:** | **EPA 3510C** |

| QC1316077 Analyte | Result | Spiked | Units | Recovery | Qual | Limits |
|---|---|---|---|---|---|---|
| alpha-BHC | 0.5498 | 0.5000 | ug/L | 110% | | 66-121 |
| beta-BHC | 0.5066 | 0.5000 | ug/L | 101% | | 73-120 |
| gamma-BHC | 0.5785 | 0.5000 | ug/L | 116% | | 68-125 |
| delta-BHC | 0.5670 | 0.5000 | ug/L | 113% | | 68-131 |
| Heptachlor | 0.5692 | 0.5000 | ug/L | 114% | | 63-120 |
| Aldrin | 0.5365 | 0.5000 | ug/L | 107% | | 56-120 |
| Heptachlor epoxide | 0.5132 | 0.5000 | ug/L | 103% | | 65-120 |
| Endosulfan I | 0.5563 | 0.5000 | ug/L | 111% | | 68-124 |
| Dieldrin | 0.5322 | 0.5000 | ug/L | 106% | | 66-124 |
| 4,4'-DDE | 0.5425 | 0.5000 | ug/L | 109% | | 67-131 |
| Endrin | 0.6000 | 0.5000 | ug/L | 120% | | 68-135 |
| Endosulfan II | 0.5461 | 0.5000 | ug/L | 109% | | 71-130 |
| Endosulfan sulfate | 0.5260 | 0.5000 | ug/L | 105% | | 68-128 |
| 4,4'-DDD | 0.5041 | 0.5000 | ug/L | 101% | | 65-130 |
| Endrin aldehyde | 0.4823 | 0.5000 | ug/L | 96% | | 67-124 |
| Endrin ketone | 0.5420 | 0.5000 | ug/L | 108% | | 69-137 |
| 4,4'-DDT | 0.6144 | 0.5000 | ug/L | 123% | | 65-136 |
| Methoxychlor | 0.6053 | 0.5000 | ug/L | 121% | | 69-150 |
| **Surrogates** | | | | | | |
| TCMX | 0.4207 | 0.5000 | ug/L | 84% | | 29-120 |
| Decachlorobiphenyl | 0.4803 | 0.5000 | ug/L | 96% | | 33-132 |

# Batch QC

| Type: | Lab Control Sample Duplicate | Lab ID: | QC1316078 | Batch: | 388247 |
|---|---|---|---|---|---|
| Matrix: | Water | Method: | EPA 8081A | Prep Method: | EPA 3510C |

| QC1316078 Analyte | Result | Spiked | Units | Recovery | Qual | Limits | RPD | RPD Lim |
|---|---|---|---|---|---|---|---|---|
| alpha-BHC | 0.5537 | 0.5000 | ug/L | 111% | | 66-121 | 1 | 20 |
| beta-BHC | 0.5067 | 0.5000 | ug/L | 101% | | 73-120 | 0 | 20 |
| gamma-BHC | 0.5802 | 0.5000 | ug/L | 116% | | 68-125 | 0 | 20 |
| delta-BHC | 0.5702 | 0.5000 | ug/L | 114% | | 68-131 | 1 | 20 |
| Heptachlor | 0.5726 | 0.5000 | ug/L | 115% | | 63-120 | 1 | 24 |
| Aldrin | 0.5425 | 0.5000 | ug/L | 108% | | 56-120 | 1 | 30 |
| Heptachlor epoxide | 0.5170 | 0.5000 | ug/L | 103% | | 65-120 | 1 | 20 |
| Endosulfan I | 0.5621 | 0.5000 | ug/L | 112% | | 68-124 | 1 | 20 |
| Dieldrin | 0.5394 | 0.5000 | ug/L | 108% | | 66-124 | 1 | 22 |
| 4,4'-DDE | 0.5454 | 0.5000 | ug/L | 109% | | 67-131 | 1 | 21 |
| Endrin | 0.6043 | 0.5000 | ug/L | 121% | | 68-135 | 1 | 20 |
| Endosulfan II | 0.5587 | 0.5000 | ug/L | 112% | | 71-130 | 2 | 21 |
| Endosulfan sulfate | 0.5306 | 0.5000 | ug/L | 106% | | 68-128 | 1 | 21 |
| 4,4'-DDD | 0.5055 | 0.5000 | ug/L | 101% | | 65-130 | 0 | 22 |
| Endrin aldehyde | 0.4864 | 0.5000 | ug/L | 97% | | 67-124 | 1 | 20 |
| Endrin ketone | 0.5487 | 0.5000 | ug/L | 110% | | 69-137 | 1 | 21 |
| 4,4'-DDT | 0.6207 | 0.5000 | ug/L | 124% | | 65-136 | 1 | 23 |
| Methoxychlor | 0.6072 | 0.5000 | ug/L | 121% | | 69-150 | 0 | 23 |
| **Surrogates** | | | | | | | | |
| TCMX | 0.4265 | 0.5000 | ug/L | 85% | | 29-120 | | |
| Decachlorobiphenyl | 0.4863 | 0.5000 | ug/L | 97% | | 33-132 | | |

| Type: | Lab Control Sample | Lab ID: | QC1316079 | Batch: | 388247 |
|---|---|---|---|---|---|
| Matrix: | Water | Method: | EPA 8082 | Prep Method: | EPA 3510C |

| QC1316079 Analyte | Result | Spiked | Units | Recovery | Qual | Limits |
|---|---|---|---|---|---|---|
| Aroclor-1016 | 4.369 | 5.000 | ug/L | 87% | | 69-120 |
| Aroclor-1260 | 4.129 | 5.000 | ug/L | 83% | | 72-124 |
| **Surrogates** | | | | | | |
| Decachlorobiphenyl (PCB) | 0.4014 | 0.5000 | ug/L | 80% | | 28-138 |

| Type: | Lab Control Sample Duplicate | Lab ID: | QC1316080 | Batch: | 388247 |
|---|---|---|---|---|---|
| Matrix: | Water | Method: | EPA 8082 | Prep Method: | EPA 3510C |

| QC1316080 Analyte | Result | Spiked | Units | Recovery | Qual | Limits | RPD | RPD Lim |
|---|---|---|---|---|---|---|---|---|
| Aroclor-1016 | 4.620 | 5.000 | ug/L | 92% | | 69-120 | 6 | 22 |
| Aroclor-1260 | 4.557 | 5.000 | ug/L | 91% | | 72-124 | 10 | 25 |
| **Surrogates** | | | | | | | | |
| Decachlorobiphenyl (PCB) | 0.4584 | 0.5000 | ug/L | 92% | | 28-138 | | |

ENTHALPY ANALYTICAL

# Batch QC

| Type: Lab Control Sample | Lab ID: QC1315994 | Batch: 388225 |
|---|---|---|
| Matrix: Water | Method: EPA 8260B | Prep Method: EPA 5030B |

| QC1315994 Analyte | Result | Spiked | Units | Recovery | Qual | Limits |
|---|---|---|---|---|---|---|
| 1,1-Dichloroethene | 51.88 | 50.00 | ug/L | 104% | | 69-128 |
| MTBE | 50.67 | 50.00 | ug/L | 101% | | 66-125 |
| Benzene | 48.24 | 50.00 | ug/L | 96% | | 76-121 |
| Trichloroethene | 51.86 | 50.00 | ug/L | 104% | | 76-124 |
| Toluene | 47.57 | 50.00 | ug/L | 95% | | 76-120 |
| Chlorobenzene | 48.96 | 50.00 | ug/L | 98% | | 78-120 |
| **Surrogates** | | | | | | |
| Dibromofluoromethane | 48.75 | 50.00 | ug/L | 98% | | 70-130 |
| 1,2-Dichloroethane-d4 | 46.48 | 50.00 | ug/L | 93% | | 70-130 |
| Toluene-d8 | 50.43 | 50.00 | ug/L | 101% | | 70-130 |
| Bromofluorobenzene | 51.97 | 50.00 | ug/L | 104% | | 70-130 |

| Type: Lab Control Sample Duplicate | Lab ID: QC1315995 | Batch: 388225 |
|---|---|---|
| Matrix: Water | Method: EPA 8260B | Prep Method: EPA 5030B |

| QC1315995 Analyte | Result | Spiked | Units | Recovery | Qual | Limits | RPD | RPD Lim |
|---|---|---|---|---|---|---|---|---|
| 1,1-Dichloroethene | 52.80 | 50.00 | ug/L | 106% | | 69-128 | 2 | 23 |
| MTBE | 52.55 | 50.00 | ug/L | 105% | | 66-125 | 4 | 22 |
| Benzene | 49.88 | 50.00 | ug/L | 100% | | 76-121 | 3 | 21 |
| Trichloroethene | 54.63 | 50.00 | ug/L | 109% | | 76-124 | 5 | 22 |
| Toluene | 49.41 | 50.00 | ug/L | 99% | | 76-120 | 4 | 21 |
| Chlorobenzene | 51.16 | 50.00 | ug/L | 102% | | 78-120 | 4 | 20 |
| **Surrogates** | | | | | | | | |
| Dibromofluoromethane | 48.05 | 50.00 | ug/L | 96% | | 70-130 | | |
| 1,2-Dichloroethane-d4 | 46.25 | 50.00 | ug/L | 92% | | 70-130 | | |
| Toluene-d8 | 50.40 | 50.00 | ug/L | 101% | | 70-130 | | |
| Bromofluorobenzene | 51.70 | 50.00 | ug/L | 103% | | 70-130 | | |

ENTHALPY ANALYTICAL

# Batch QC

| | | | |
|---|---|---|---|
| **Type:** Blank | **Lab ID:** QC1315999 | **Batch:** 388225 | |
| **Matrix:** Water | **Method:** EPA 8260B | **Prep Method:** EPA 5030B | |

| QC1315999 Analyte | Result | Qual | Units | RL | MDL | Prepared | Analyzed |
|---|---|---|---|---|---|---|---|
| Carbon Disulfide | ND | | ug/L | 5.0 | 0.3 | 11/22/25 | 11/22/25 |
| Chloroprene | ND | | ug/L | 200 | 0.3 | 11/22/25 | 11/22/25 |
| 3-Chloropropene | ND | | ug/L | 5.0 | 0.2 | 11/22/25 | 11/22/25 |
| Ethyl methacrylate | ND | | ug/L | 50 | 2.4 | 11/22/25 | 11/22/25 |
| Ethanol | ND | | ug/L | 500 | 130 | 11/22/25 | 11/22/25 |
| 2-Hexanone | ND | | ug/L | 5.0 | 0.6 | 11/22/25 | 11/22/25 |
| Isopropanol (IPA) | ND | | ug/L | 200 | 40 | 11/22/25 | 11/22/25 |
| Methyl acrylonitrile | ND | | ug/L | 35 | 1.3 | 11/22/25 | 11/22/25 |
| Vinyl Acetate | ND | | ug/L | 50 | 2.4 | 11/22/25 | 11/22/25 |
| Acrolein | ND | | ug/L | 200 | 2.0 | 11/22/25 | 11/22/25 |
| Acrylonitrile | ND | | ug/L | 10 | 0.3 | 11/22/25 | 11/22/25 |
| Freon 12 | ND | | ug/L | 5.0 | 0.2 | 11/22/25 | 11/22/25 |
| Chloromethane | ND | | ug/L | 5.0 | 0.1 | 11/22/25 | 11/22/25 |
| Vinyl Chloride | ND | | ug/L | 5.0 | 0.1 | 11/22/25 | 11/22/25 |
| Bromomethane | ND | | ug/L | 5.0 | 0.3 | 11/22/25 | 11/22/25 |
| Chloroethane | ND | | ug/L | 5.0 | 0.05 | 11/22/25 | 11/22/25 |
| Trichlorofluoromethane | ND | | ug/L | 5.0 | 0.08 | 11/22/25 | 11/22/25 |
| Iodomethane | ND | | ug/L | 5.0 | | 11/22/25 | 11/22/25 |
| Acetone | ND | | ug/L | 100 | 8.8 | 11/22/25 | 11/22/25 |
| Freon 113 | ND | | ug/L | 5.0 | 0.1 | 11/22/25 | 11/22/25 |
| 1,1-Dichloroethene | ND | | ug/L | 5.0 | 0.1 | 11/22/25 | 11/22/25 |
| Methylene Chloride | ND | | ug/L | 10 | 0.2 | 11/22/25 | 11/22/25 |
| MTBE | ND | | ug/L | 5.0 | 0.1 | 11/22/25 | 11/22/25 |
| trans-1,2-Dichloroethene | ND | | ug/L | 5.0 | 0.1 | 11/22/25 | 11/22/25 |
| 1,1-Dichloroethane | ND | | ug/L | 5.0 | 0.07 | 11/22/25 | 11/22/25 |
| 2-Butanone | ND | | ug/L | 10 | 0.9 | 11/22/25 | 11/22/25 |
| cis-1,2-Dichloroethene | ND | | ug/L | 5.0 | 0.09 | 11/22/25 | 11/22/25 |
| 2,2-Dichloropropane | ND | | ug/L | 5.0 | 0.09 | 11/22/25 | 11/22/25 |
| Chloroform | ND | | ug/L | 5.0 | 0.07 | 11/22/25 | 11/22/25 |
| Bromochloromethane | ND | | ug/L | 5.0 | 0.1 | 11/22/25 | 11/22/25 |
| 1,1,1-Trichloroethane | ND | | ug/L | 5.0 | 0.03 | 11/22/25 | 11/22/25 |
| 1,1-Dichloropropene | ND | | ug/L | 5.0 | 0.08 | 11/22/25 | 11/22/25 |
| Carbon Tetrachloride | ND | | ug/L | 5.0 | 0.07 | 11/22/25 | 11/22/25 |
| 1,2-Dichloroethane | ND | | ug/L | 5.0 | 0.09 | 11/22/25 | 11/22/25 |
| Benzene | ND | | ug/L | 1.0 | 0.07 | 11/22/25 | 11/22/25 |
| Trichloroethene | ND | | ug/L | 5.0 | 0.05 | 11/22/25 | 11/22/25 |
| 1,2-Dichloropropane | ND | | ug/L | 5.0 | 0.07 | 11/22/25 | 11/22/25 |
| Bromodichloromethane | ND | | ug/L | 5.0 | 0.05 | 11/22/25 | 11/22/25 |
| Dibromomethane | ND | | ug/L | 5.0 | 0.1 | 11/22/25 | 11/22/25 |
| 4-Methyl-2-Pentanone | ND | | ug/L | 5.0 | 0.5 | 11/22/25 | 11/22/25 |
| cis-1,3-Dichloropropene | ND | | ug/L | 5.0 | 0.08 | 11/22/25 | 11/22/25 |
| Toluene | ND | | ug/L | 5.0 | 0.05 | 11/22/25 | 11/22/25 |
| trans-1,3-Dichloropropene | ND | | ug/L | 5.0 | 0.03 | 11/22/25 | 11/22/25 |
| 1,1,2-Trichloroethane | ND | | ug/L | 5.0 | 0.06 | 11/22/25 | 11/22/25 |
| 1,3-Dichloropropane | ND | | ug/L | 5.0 | 0.1 | 11/22/25 | 11/22/25 |
| Tetrachloroethene | ND | | ug/L | 5.0 | 0.09 | 11/22/25 | 11/22/25 |
| Dibromochloromethane | ND | | ug/L | 5.0 | 0.07 | 11/22/25 | 11/22/25 |

ENTHALPY ANALYTICAL

## Batch QC

| QC1315999 Analyte | Result | Qual | Units | RL | MDL | Prepared | Analyzed |
|---|---|---|---|---|---|---|---|
| 1,2-Dibromoethane | ND | | ug/L | 5.0 | 0.07 | 11/22/25 | 11/22/25 |
| Chlorobenzene | ND | | ug/L | 5.0 | 0.05 | 11/22/25 | 11/22/25 |
| 1,1,1,2-Tetrachloroethane | ND | | ug/L | 5.0 | 0.06 | 11/22/25 | 11/22/25 |
| Ethylbenzene | ND | | ug/L | 5.0 | 0.04 | 11/22/25 | 11/22/25 |
| m,p-Xylenes | ND | | ug/L | 5.0 | 0.1 | 11/22/25 | 11/22/25 |
| o-Xylene | ND | | ug/L | 5.0 | 0.06 | 11/22/25 | 11/22/25 |
| Styrene | ND | | ug/L | 5.0 | 0.06 | 11/22/25 | 11/22/25 |
| Bromoform | ND | | ug/L | 5.0 | 0.08 | 11/22/25 | 11/22/25 |
| Isopropylbenzene | ND | | ug/L | 5.0 | 0.06 | 11/22/25 | 11/22/25 |
| 1,1,2,2-Tetrachloroethane | ND | | ug/L | 5.0 | 0.06 | 11/22/25 | 11/22/25 |
| 1,2,3-Trichloropropane | ND | | ug/L | 5.0 | 0.09 | 11/22/25 | 11/22/25 |
| Propylbenzene | ND | | ug/L | 5.0 | 0.05 | 11/22/25 | 11/22/25 |
| Bromobenzene | ND | | ug/L | 5.0 | 0.06 | 11/22/25 | 11/22/25 |
| 1,3,5-Trimethylbenzene | ND | | ug/L | 5.0 | 0.08 | 11/22/25 | 11/22/25 |
| 2-Chlorotoluene | ND | | ug/L | 5.0 | 0.07 | 11/22/25 | 11/22/25 |
| 4-Chlorotoluene | ND | | ug/L | 5.0 | 0.08 | 11/22/25 | 11/22/25 |
| tert-Butylbenzene | ND | | ug/L | 5.0 | 0.07 | 11/22/25 | 11/22/25 |
| 1,2,4-Trimethylbenzene | ND | | ug/L | 5.0 | 0.07 | 11/22/25 | 11/22/25 |
| sec-Butylbenzene | ND | | ug/L | 5.0 | 0.06 | 11/22/25 | 11/22/25 |
| para-Isopropyl Toluene | ND | | ug/L | 5.0 | 0.05 | 11/22/25 | 11/22/25 |
| 1,3-Dichlorobenzene | ND | | ug/L | 5.0 | 0.06 | 11/22/25 | 11/22/25 |
| 1,4-Dichlorobenzene | ND | | ug/L | 5.0 | 0.07 | 11/22/25 | 11/22/25 |
| n-Butylbenzene | ND | | ug/L | 5.0 | 0.08 | 11/22/25 | 11/22/25 |
| 1,2-Dichlorobenzene | ND | | ug/L | 5.0 | 0.04 | 11/22/25 | 11/22/25 |
| 1,2-Dibromo-3-Chloropropane | ND | | ug/L | 5.0 | 0.3 | 11/22/25 | 11/22/25 |
| 1,2,4-Trichlorobenzene | ND | | ug/L | 5.0 | 0.1 | 11/22/25 | 11/22/25 |
| Hexachlorobutadiene | ND | | ug/L | 5.0 | 0.06 | 11/22/25 | 11/22/25 |
| 1,2,3-Trichlorobenzene | ND | | ug/L | 5.0 | 0.09 | 11/22/25 | 11/22/25 |
| cis-1,4-Dichloro-2-butene | ND | | ug/L | 5.0 | 0.3 | 11/22/25 | 11/22/25 |
| trans-1,4-Dichloro-2-butene | ND | | ug/L | 5.0 | 0.2 | 11/22/25 | 11/22/25 |
| Xylene (total) | ND | | ug/L | 5.0 | | 11/22/25 | 11/22/25 |
| **Surrogates** | | | | **Limits** | | | |
| Dibromofluoromethane | 107% | | %REC | 70-130 | | 11/22/25 | 11/22/25 |
| 1,2-Dichloroethane-d4 | 102% | | %REC | 70-130 | | 11/22/25 | 11/22/25 |
| Toluene-d8 | 101% | | %REC | 70-130 | | 11/22/25 | 11/22/25 |
| Bromofluorobenzene | 99% | | %REC | 70-130 | | 11/22/25 | 11/22/25 |

ENTHALPY ANALYTICAL

# Batch QC

| Type: | Matrix Spike | Lab ID: | QC1316074 | Batch: | 388225 |
|---|---|---|---|---|---|
| Matrix (Source ID): | Water (546454-004) | Method: | EPA 8260B | Prep Method: | EPA 5030B |

| QC1316074 Analyte | Result | Source Sample Result | Spiked | Units | Recovery | Qual | Limits | DF |
|---|---|---|---|---|---|---|---|---|
| 1,1-Dichloroethene | 16.66 | ND | 20.00 | ug/L | 83% | | 62-131 | 1 |
| MTBE | 16.77 | ND | 20.00 | ug/L | 84% | | 61-124 | 1 |
| Benzene | 15.71 | ND | 20.00 | ug/L | 79% | | 70-123 | 1 |
| Trichloroethene | 16.54 | 0.1227 | 20.00 | ug/L | 82% | | 65-131 | 1 |
| Toluene | 14.68 | ND | 20.00 | ug/L | 73% | | 69-120 | 1 |
| Chlorobenzene | 15.29 | ND | 20.00 | ug/L | 76% | | 72-121 | 1 |
| **Surrogates** | | | | | | | | |
| Dibromofluoromethane | 48.94 | | 50.00 | ug/L | 98% | | 70-130 | 1 |
| 1,2-Dichloroethane-d4 | 48.97 | | 50.00 | ug/L | 98% | | 70-130 | 1 |
| Toluene-d8 | 49.96 | | 50.00 | ug/L | 100% | | 70-130 | 1 |
| Bromofluorobenzene | 51.06 | | 50.00 | ug/L | 102% | | 70-130 | 1 |

| Type: | Matrix Spike Duplicate | Lab ID: | QC1316075 | Batch: | 388225 |
|---|---|---|---|---|---|
| Matrix (Source ID): | Water (546454-004) | Method: | EPA 8260B | Prep Method: | EPA 5030B |

| QC1316075 Analyte | Result | Source Sample Result | Spiked | Units | Recovery | Qual | Limits | RPD | RPD Lim | DF |
|---|---|---|---|---|---|---|---|---|---|---|
| 1,1-Dichloroethene | 22.12 | ND | 20.00 | ug/L | 111% | | 62-131 | 28 | 31 | 1 |
| MTBE | 21.70 | ND | 20.00 | ug/L | 108% | | 61-124 | 26 | 30 | 1 |
| Benzene | 20.01 | ND | 20.00 | ug/L | 100% | | 70-123 | 24 | 31 | 1 |
| Trichloroethene | 21.26 | 0.1227 | 20.00 | ug/L | 106% | | 65-131 | 25 | 31 | 1 |
| Toluene | 19.35 | ND | 20.00 | ug/L | 97% | | 69-120 | 27 | 29 | 1 |
| Chlorobenzene | 20.62 | ND | 20.00 | ug/L | 103% | | 72-121 | 30* | 29 | 1 |
| **Surrogates** | | | | | | | | | | |
| Dibromofluoromethane | 49.82 | | 50.00 | ug/L | 100% | | 70-130 | | | 1 |
| 1,2-Dichloroethane-d4 | 49.09 | | 50.00 | ug/L | 98% | | 70-130 | | | 1 |
| Toluene-d8 | 50.25 | | 50.00 | ug/L | 100% | | 70-130 | | | 1 |
| Bromofluorobenzene | 50.37 | | 50.00 | ug/L | 101% | | 70-130 | | | 1 |

| Type: | Blank | Lab ID: | QC1316168 | Batch: | 388265 |
|---|---|---|---|---|---|
| Matrix: | Water | Method: | EPA 8270C-SIM | Prep Method: | EPA 3535 |

| QC1316168 Analyte | Result | Qual | Units | RL | MDL | Prepared | Analyzed |
|---|---|---|---|---|---|---|---|
| 1,4-Dioxane | ND | | ug/L | 1.0 | 0.84 | 11/23/25 | 11/24/25 |
| **Surrogates** | | | | **Limits** | | | |
| 1,4-Dioxane-d8 (SUR) | 100% | | %REC | 80-120 | | 11/23/25 | 11/24/25 |

ENTHALPY ANALYTICAL

# Batch QC

| Type: | Lab Control Sample | Lab ID: | QC1316169 | Batch: | 388265 |
|---|---|---|---|---|---|
| Matrix: | Water | Method: | EPA 8270C-SIM | Prep Method: | EPA 3535 |

| QC1316169 Analyte | Result | Spiked | Units | Recovery | Qual | Limits |
|---|---|---|---|---|---|---|
| 1,4-Dioxane | 9.438 | 10.00 | ug/L | 94% | | 79-120 |
| **Surrogates** | | | | | | |
| 1,4-Dioxane-d8 (SUR) | 9.913 | 10.00 | ug/L | 99% | | 80-120 |

| Type: | Lab Control Sample Duplicate | Lab ID: | QC1316170 | Batch: | 388265 |
|---|---|---|---|---|---|
| Matrix: | Water | Method: | EPA 8270C-SIM | Prep Method: | EPA 3535 |

| QC1316170 Analyte | Result | Spiked | Units | Recovery | Qual | Limits | RPD | RPD Lim |
|---|---|---|---|---|---|---|---|---|
| 1,4-Dioxane | 9.407 | 10.00 | ug/L | 94% | | 79-120 | 0 | 20 |
| **Surrogates** | | | | | | | | |
| 1,4-Dioxane-d8 (SUR) | 10.37 | 10.00 | ug/L | 104% | | 80-120 | | |

| Type: | Blank | Lab ID: | QC1317454 | Batch: | 388626 |
|---|---|---|---|---|---|
| Matrix: | Water | Method: | SM 4500-CN-E | Prep Method: | METHOD |

| QC1317454 Analyte | Result | Qual | Units | RL | MDL | Prepared | Analyzed |
|---|---|---|---|---|---|---|---|
| Cyanide | ND | | mg/L | 0.0050 | 0.0017 | 11/26/25 | 12/01/25 |

| Type: | Lab Control Sample | Lab ID: | QC1317455 | Batch: | 388626 |
|---|---|---|---|---|---|
| Matrix: | Water | Method: | SM 4500-CN-E | Prep Method: | METHOD |

| QC1317455 Analyte | Result | Spiked | Units | Recovery | Qual | Limits |
|---|---|---|---|---|---|---|
| Cyanide | 0.1034 | 0.1000 | mg/L | 103% | | 85-115 |

| Type: | Matrix Spike | Lab ID: | QC1317469 | Batch: | 388626 |
|---|---|---|---|---|---|
| Matrix (Source ID): | Water (547505-001) | Method: | SM 4500-CN-E | Prep Method: | METHOD |

| QC1317469 Analyte | Result | Source Sample Result | Spiked | Units | Recovery | Qual | Limits | DF |
|---|---|---|---|---|---|---|---|---|
| Cyanide | 0.1025 | ND | 0.1000 | mg/L | 102% | | 80-120 | 0.5 |

| Type: | Matrix Spike Duplicate | Lab ID: | QC1317470 | Batch: | 388626 |
|---|---|---|---|---|---|
| Matrix (Source ID): | Water (547505-001) | Method: | SM 4500-CN-E | Prep Method: | METHOD |

| QC1317470 Analyte | Result | Source Sample Result | Spiked | Units | Recovery | Qual | Limits | RPD | RPD Lim | DF |
|---|---|---|---|---|---|---|---|---|---|---|
| Cyanide | 0.1053 | ND | 0.1000 | mg/L | 105% | | 80-120 | 3 | 20 | 0.5 |

ENTHALPY ANALYTICAL

# Batch QC

| Type: Blank | Lab ID: QC1315850 | Batch: 388182 |
|---|---|---|
| Matrix: Water | Method: SM 4500-S2-D | Prep Method: METHOD |

| QC1315850 Analyte | Result | Qual | Units | RL | MDL | Prepared | Analyzed |
|---|---|---|---|---|---|---|---|
| Sulfide | ND | | mg/L | 0.10 | | 11/21/25 | 11/21/25 |

| Type: Lab Control Sample | Lab ID: QC1315851 | Batch: 388182 |
|---|---|---|
| Matrix: Water | Method: SM 4500-S2-D | Prep Method: METHOD |

| QC1315851 Analyte | Result | Spiked | Units | Recovery | Qual | Limits |
|---|---|---|---|---|---|---|
| Sulfide | 0.9000 | 1.000 | mg/L | 90% | | 90-110 |

| Type: Matrix Spike | Lab ID: QC1315852 | Batch: 388182 |
|---|---|---|
| Matrix (Source ID): Water (547242-001) | Method: SM 4500-S2-D | Prep Method: METHOD |

| QC1315852 Analyte | Result | Source Sample Result | Spiked | Units | Recovery | Qual | Limits | DF |
|---|---|---|---|---|---|---|---|---|
| Sulfide | 0.9000 | ND | 1.000 | mg/L | 90% | | 80-120 | 1 |

| Type: Matrix Spike Duplicate | Lab ID: QC1315853 | Batch: 388182 |
|---|---|---|
| Matrix (Source ID): Water (547242-001) | Method: SM 4500-S2-D | Prep Method: METHOD |

| QC1315853 Analyte | Result | Source Sample Result | Spiked | Units | Recovery | Qual | Limits | RPD | RPD Lim | DF |
|---|---|---|---|---|---|---|---|---|---|---|
| Sulfide | 0.9000 | ND | 1.000 | mg/L | 90% | | 80-120 | 0 | 20 | 1 |

| Type: Blank | Lab ID: QC1316355 | Batch: 388309 |
|---|---|---|
| Matrix: Water | Method: SM 5310B | Prep Method: SM 5310B |

| QC1316355 Analyte | Result | Qual | Units | RL | MDL | Prepared | Analyzed |
|---|---|---|---|---|---|---|---|
| Total Organic Carbon | ND | | mg/L | 1.0 | 0.49 | 11/24/25 | 11/24/25 |

| Type: Lab Control Sample | Lab ID: QC1316356 | Batch: 388309 |
|---|---|---|
| Matrix: Water | Method: SM 5310B | Prep Method: SM 5310B |

| QC1316356 Analyte | Result | Spiked | Units | Recovery | Qual | Limits |
|---|---|---|---|---|---|---|
| Total Organic Carbon | 23.13 | 25.00 | mg/L | 93% | | 85-115 |

| Type: Matrix Spike | Lab ID: QC1316371 | Batch: 388309 |
|---|---|---|
| Matrix (Source ID): Water (547308-001) | Method: SM 5310B | Prep Method: SM 5310B |

| QC1316371 Analyte | Result | Source Sample Result | Spiked | Units | Recovery | Qual | Limits | DF |
|---|---|---|---|---|---|---|---|---|
| Total Organic Carbon | 28.25 | 4.658 | 25.00 | mg/L | 94% | | 75-125 | 1 |

ENTHALPY ANALYTICAL

# Batch QC

| Type: | Matrix Spike Duplicate | Lab ID: | QC1316372 | Batch: | 388309 |
|---|---|---|---|---|---|
| Matrix (Source ID): | Water (547308-001) | Method: | SM 5310B | Prep Method: | SM 5310B |

| QC1316372 Analyte | Result | Source Sample Result | Spiked | Units | Recovery | Qual | Limits | RPD | RPD Lim | DF |
|---|---|---|---|---|---|---|---|---|---|---|
| Total Organic Carbon | 29.41 | 4.658 | 25.00 | mg/L | 99% | | 75-125 | 4 | 25 | 1 |

| Type: | Sample Duplicate | Lab ID: | QC1315390 | Batch: | 388036 |
|---|---|---|---|---|---|
| Matrix (Source ID): | Water (547308-001) | Method: | SM2130B | | |

| QC1315390 Analyte | Result | Source Sample Result | Units | Qual | RPD | RPD Lim | DF |
|---|---|---|---|---|---|---|---|
| Turbidity | 7.860 | 8.130 | NTU | | 3 | 20 | 1 |

| Type: | Sample Duplicate | Lab ID: | QC1315440 | Batch: | 388036 |
|---|---|---|---|---|---|
| Matrix (Source ID): | Water (547395-001) | Method: | SM2130B | | |

| QC1315440 Analyte | Result | Source Sample Result | Units | Qual | RPD | RPD Lim | DF |
|---|---|---|---|---|---|---|---|
| Turbidity | ND | ND | NTU | | | 20 | 1 |

| Type: | Blank | Lab ID: | QC1318837 | Batch: | 389047 |
|---|---|---|---|---|---|
| Matrix: | Water | Method: | SM2320B | Prep Method: | METHOD |

| QC1318837 Analyte | Result | Qual | Units | RL | MDL | Prepared | Analyzed |
|---|---|---|---|---|---|---|---|
| Bicarbonate | ND | | mg/L | 2.0 | | 12/03/25 | 12/03/25 |
| Alkalinity, Total as CaCO3 | ND | | mg/L | 2.0 | | 12/03/25 | 12/03/25 |

| Type: | Lab Control Sample | Lab ID: | QC1318838 | Batch: | 389047 |
|---|---|---|---|---|---|
| Matrix: | Water | Method: | SM2320B | Prep Method: | METHOD |

| QC1318838 Analyte | Result | Spiked | Units | Recovery | Qual | Limits |
|---|---|---|---|---|---|---|
| Alkalinity, Total as CaCO3 | 956.5 | 1000 | mg/L | 96% | | 90-110 |

| Type: | Sample Duplicate | Lab ID: | QC1318839 | Batch: | 389047 |
|---|---|---|---|---|---|
| Matrix (Source ID): | Water (547508-001) | Method: | SM2320B | Prep Method: | METHOD |

| QC1318839 Analyte | Result | Source Sample Result | Units | Qual | RPD | RPD Lim | DF |
|---|---|---|---|---|---|---|---|
| Bicarbonate | 148.4 | 146.2 | mg/L | | 2 | 20 | 1 |
| Alkalinity, Total as CaCO3 | 121.7 | 119.8 | mg/L | | 2 | 20 | 1 |

ENTHALPY ANALYTICAL

# Batch QC

| Type: | Sample Duplicate | Lab ID: | QC1318943 | Batch: | 389081 |
|---|---|---|---|---|---|
| Matrix (Source ID): | Water (547320-001) | Method: | SM2510B | Prep Method: | METHOD |

| QC1318943 Analyte | Result | Source Sample Result | Units | Qual | RPD | RPD Lim | DF |
|---|---|---|---|---|---|---|---|
| Specific Conductance | 617.3 | 606.4 | umhos/cm | | 2 | 20 | 1 |

| Type: | Blank | Lab ID: | QC1316896 | Batch: | 388469 |
|---|---|---|---|---|---|
| Matrix: | Water | Method: | SM2540C | Prep Method: | METHOD |

| QC1316896 Analyte | Result | Qual | Units | RL | MDL | Prepared | Analyzed |
|---|---|---|---|---|---|---|---|
| Total Dissolved Solids | ND | | mg/L | 10 | | 11/25/25 | 11/30/25 |

| Type: | Lab Control Sample | Lab ID: | QC1316897 | Batch: | 388469 |
|---|---|---|---|---|---|
| Matrix: | Water | Method: | SM2540C | Prep Method: | METHOD |

| QC1316897 Analyte | Result | Spiked | Units | Recovery | Qual | Limits |
|---|---|---|---|---|---|---|
| Total Dissolved Solids | 1,017 | 1000 | mg/L | 102% | | 90-110 |

| Type: | Sample Duplicate | Lab ID: | QC1316898 | Batch: | 388469 |
|---|---|---|---|---|---|
| Matrix (Source ID): | Water (547320-001) | Method: | SM2540C | Prep Method: | METHOD |

| QC1316898 Analyte | Result | Source Sample Result | Units | Qual | RPD | RPD Lim | DF |
|---|---|---|---|---|---|---|---|
| Total Dissolved Solids | 442.0 | 456.0 | mg/L | | 3 | 5 | 2 |

| Type: | Sample Duplicate | Lab ID: | QC1316899 | Batch: | 388469 |
|---|---|---|---|---|---|
| Matrix (Source ID): | Water (547434-004) | Method: | SM2540C | Prep Method: | METHOD |

| QC1316899 Analyte | Result | Source Sample Result | Units | Qual | RPD | RPD Lim | DF |
|---|---|---|---|---|---|---|---|
| Total Dissolved Solids | 750.0 | 786.0 | mg/L | | 5 | 5 | 2 |

| Type: | Blank | Lab ID: | QC1317077 | Batch: | 388520 |
|---|---|---|---|---|---|
| Matrix: | Water | Method: | SM2540D | Prep Method: | METHOD |

| QC1317077 Analyte | Result | Qual | Units | RL | MDL | Prepared | Analyzed |
|---|---|---|---|---|---|---|---|
| Total Suspended Solids | ND | | mg/L | 0.5 | | 11/25/25 | 11/26/25 |

| Type: | Lab Control Sample | Lab ID: | QC1317078 | Batch: | 388520 |
|---|---|---|---|---|---|
| Matrix: | Water | Method: | SM2540D | Prep Method: | METHOD |

| QC1317078 Analyte | Result | Spiked | Units | Recovery | Qual | Limits |
|---|---|---|---|---|---|---|
| Total Suspended Solids | 100.4 | 100.0 | mg/L | 100% | | 90-110 |

ENTHALPY ANALYTICAL

# Batch QC

| Type: | Lab Control Sample Duplicate | Lab ID: | QC1317079 | Batch: | 388520 |
|---|---|---|---|---|---|
| Matrix: | Water | Method: | SM2540D | Prep Method: | METHOD |

| QC1317079 Analyte | Result | Spiked | Units | Recovery | Qual | Limits | RPD | RPD Lim |
|---|---|---|---|---|---|---|---|---|
| Total Suspended Solids | 100.1 | 100.0 | mg/L | 100% | | 90-110 | 0 | 5 |

| Type: | Sample Duplicate | Lab ID: | QC1317080 | Batch: | 388520 |
|---|---|---|---|---|---|
| Matrix (Source ID): | Water (547001-004) | Method: | SM2540D | Prep Method: | METHOD |

| QC1317080 Analyte | Result | Source Sample Result | Units | Qual | RPD | RPD Lim | DF |
|---|---|---|---|---|---|---|---|
| Total Suspended Solids | 432.0 | 392.0 | mg/L | | 10* | 5 | 1 |

| Type: | Sample Duplicate | Lab ID: | QC1317081 | Batch: | 388520 |
|---|---|---|---|---|---|
| Matrix (Source ID): | Water (547517-002) | Method: | SM2540D | Prep Method: | METHOD |

| QC1317081 Analyte | Result | Source Sample Result | Units | Qual | RPD | RPD Lim | DF |
|---|---|---|---|---|---|---|---|
| Total Suspended Solids | 272.4 | 293.4 | mg/L | | 7* | 5 | 1 |

| Type: | Blank | Lab ID: | QC1315656 | Batch: | 388133 |
|---|---|---|---|---|---|
| Matrix: | Water | Method: | SM5210B | Prep Method: | METHOD |

| QC1315656 Analyte | Result | Qual | Units | RL | MDL | Prepared | Analyzed |
|---|---|---|---|---|---|---|---|
| Biochemical Oxygen Demand | ND | | mg/L | 3.0 | | 11/21/25 11:50 | 11/26/25 13:31 |

| Type: | Lab Control Sample | Lab ID: | QC1315657 | Batch: | 388133 |
|---|---|---|---|---|---|
| Matrix: | Water | Method: | SM5210B | Prep Method: | METHOD |

| QC1315657 Analyte | Result | Spiked | Units | Recovery | Qual | Limits |
|---|---|---|---|---|---|---|
| Biochemical Oxygen Demand | 201.8 | 198.0 | mg/L | 102% | | 84.6-115.4 |

| Type: | Sample Duplicate | Lab ID: | QC1315658 | Batch: | 388133 |
|---|---|---|---|---|---|
| Matrix (Source ID): | Water (547001-004) | Method: | SM5210B | Prep Method: | METHOD |

| QC1315658 Analyte | Result | Source Sample Result | Units | Qual | RPD | RPD Lim | DF |
|---|---|---|---|---|---|---|---|
| Biochemical Oxygen Demand | 2,636 | 2776 | mg/L | | 5 | 30 | 1 |

| Type: | Blank | Lab ID: | QC1318853 | Batch: | 389052 |
|---|---|---|---|---|---|
| Matrix: | Water | Method: | SM5220D | Prep Method: | SM 5220D |

| QC1318853 Analyte | Result | Qual | Units | RL | MDL | Prepared | Analyzed |
|---|---|---|---|---|---|---|---|
| Chemical Oxygen Demand | ND | | mg/L | 4.0 | 2.0 | 12/03/25 | 12/04/25 |

ENTHALPY ANALYTICAL

# Batch QC

| | | |
|---|---|---|
| **Type:** Lab Control Sample | **Lab ID:** QC1318854 | **Batch:** 389052 |
| **Matrix:** Water | **Method:** SM5220D | **Prep Method:** SM 5220D |

| QC1318854 Analyte | Result | Spiked | Units | Recovery | Qual | Limits |
|---|---|---|---|---|---|---|
| Chemical Oxygen Demand | 990.0 | 1000 | mg/L | 99% | | 90-110 |

| | | |
|---|---|---|
| **Type:** Matrix Spike | **Lab ID:** QC1318858 | **Batch:** 389052 |
| **Matrix (Source ID):** Water (548169-001) | **Method:** SM5220D | **Prep Method:** SM 5220D |

| QC1318858 Analyte | Result | Source Sample Result | Spiked | Units | Recovery | Qual | Limits | DF |
|---|---|---|---|---|---|---|---|---|
| Chemical Oxygen Demand | 1,322 | 349.0 | 1000 | mg/L | 97% | | 75-125 | 1 |

| | | |
|---|---|---|
| **Type:** Matrix Spike Duplicate | **Lab ID:** QC1318859 | **Batch:** 389052 |
| **Matrix (Source ID):** Water (548169-001) | **Method:** SM5220D | **Prep Method:** SM 5220D |

| QC1318859 Analyte | Result | Source Sample Result | Spiked | Units | Recovery | Qual | Limits | RPD | RPD Lim | DF |
|---|---|---|---|---|---|---|---|---|---|---|
| Chemical Oxygen Demand | 1,322 | 349.0 | 1000 | mg/L | 97% | | 75-125 | 0 | 20 | 1 |

* Value is outside QC limits

E Response exceeds instrument's linear range

ND Not Detected

NM Not Meaningful

**Laboratory Job Number 547508**

**Subcontracted Products**

**Pace Laboratories**

**Pace Analytical Services, LLC**
1638 Roseytown Road - Suites 2,3,4
Greensburg, PA 15601
(724)850-5600

December 09, 2025

Zach Barker
Enthalpy Analytical
931 W Barkley Ave
Orange, CA 92868

RE: Project: 547508
Pace Project No.: 30829321

Dear Zach Barker:

Enclosed are the analytical results for sample(s) received by the laboratory on November 25, 2025. The results relate only to the samples included in this report. Results reported herein conform to the applicable TNI/NELAC Standards and the laboratory's Quality Manual, where applicable, unless otherwise noted in the body of the report.

The test results provided in this final report were generated by each of the following laboratories within the Pace Network:

The samples were subcontracted to Pace Analytical - Bakersfield, 4100 Atlas Court Bakersfield, CA 93308 for orthophosphorus pesticides analysis. The results of this analysis are reported on the Pace Analytical - Altoona data tables attached.

If you have any questions concerning this report, please feel free to contact me.

Sincerely,

Nikayla M. Yasurek
nikayla.yasurek@pacelabs.com
(724)850-5600
Project Manager

Enclosures

cc: Sophia Baughman, Enthalpy Analytical
Diane Galvan, Enthalpy Analytical
Brenda Hamilton, Enthalpy Analytical
Ms. Patricia Mata, Enthalpy Analytical
Taylor Nasu, Enthalpy Analytical
Jocelyn Nguyen, Enthalpy Analytical
Incoming Reports, Enthalpy Analytical
David Tripp, Enthalpy Analytical

**REPORT OF LABORATORY ANALYSIS**

This report shall not be reproduced, except in full,
without the written consent of Pace Analytical Services, LLC.

**Pace Analytical Services, LLC**
1638 Roseytown Road - Suites 2,3,4
Greensburg, PA 15601
(724)850-5600

## SAMPLE SUMMARY

Project: 547508
Pace Project No.: 30829321

| Lab ID | Sample ID | Matrix | Date Collected | Date Received |
|---|---|---|---|---|
| **30829321001** | **SOUTH** | Water | 11/20/25 14:15 | 11/25/25 11:12 |

**REPORT OF LABORATORY ANALYSIS**

This report shall not be reproduced, except in full,
without the written consent of Pace Analytical Services, LLC.

ENTHALPY ANALYTICAL
931 West Barkley Ave
Orange, CA 92868
(714) 771-6900

2520470

Subcontract Laboratory:
Pace Laboratories
4100 Atlas Court
Bakersfield, CA 93308
ATTN: Ragen Schallock
PO #: Required, to be sent via email

2520470

Enthalpy Order: EO-547508
PM: Zach Barker
Email: zach.barker@enthalpy.com
CC: incomingreports@enthalpy.com
Phone: (714) 771-6900

Results Due: Standard TAT
Report Level: II
Report To: MDL
EDDs: ELM_TransferOut (Standard Excel Transfer EDD, 3 tabs)

Notes:
Chiquita Canyon Stormwater

| Sample ID | Collected | Lab ID | # Cont. | Matrix | Analysis Requested | Comment |
|---|---|---|---|---|---|---|
| SOUTH | 20-NOV-2025 14:15 | 547508-001 | 1 | Water | Organophosphorus Pesticides | -1 |

| Notes: | Relinquished By: | Received By: |
|---|---|---|
| | [signature] | [signature] |
| | Date: 11-24-25 15:00 | Date: 11/25/25 1117 |
| | | |
| | Date: | Date: |
| | | |
| | Date: | Date: |

PACE ANALYTICAL

# COOLER RECEIPT FORM

Page 1 Of 1

Submission #: 7520470

**SHIPPING INFORMATION**
Fed Ex ☒ UPS ☐ GSO / GLS ☐ Hand Delivery ☐
Pace Lab Field Service ☐ Other ☐ (Specify)_____

**SHIPPING CONTAINER**
Ice Chest ☒ None ☐ Box ☐
Other ☐ (Specify)_____

**FREE LIQUID**
YES ☒ NO ☐
(W) / S

Refrigerant: Ice ☒ Blue Ice ☐ None ☐ Other ☐ Comments:

Custody Seals: Ice Chest ☐ Intact? Yes ☐ No ☐ | Containers ☐ Intact? Yes ☐ No ☐ | None ☒ Comments:

All samples received? Yes ☒ No ☐ All samples containers intact? Yes ☒ No ☐ Description(s) match COC? Yes ☒ No ☐

☒ COC Received YES ☐ NO

Emissivity: 0.97 Container: N/A Thermometer ID: 366

Temperature: (A) 3.5 °C / (C) 3.6 °C

Date/Time 11/25/25 1112

Analyst Init KIB

| SAMPLE CONTAINERS | SAMPLE NUMBERS 1 | 2 | 3 | 4 | 5 | 6 | 7 | 8 | 9 | 10 |
|---|---|---|---|---|---|---|---|---|---|---|
| QT PE UNPRES | | | | | | | | | | |
| 4oz / 8oz / 16oz PE UNPRES | | | | | | | | | | |
| 2oz $Cr^{+6}$ | | | | | | | | | | |
| QT INORGANIC CHEMICAL METALS | | | | | | | | | | |
| INORGANIC CHEMICAL METALS 4oz / 8oz / 16oz | | | | | | | | | | |
| PT CYANIDE | | | | | | | | | | |
| PT NITROGEN FORMS | | | | | | | | | | |
| PT TOTAL SULFIDE | | | | | | | | | | |
| 2oz. NITRATE / NITRITE | | | | | | | | | | |
| PT TOTAL ORGANIC CARBON | | | | | | | | | | |
| PT CHEMICAL OXYGEN DEMAND | | | | | | | | | | |
| PtA PHENOLICS | | | | | | | | | | |
| 40ml VOA VIAL TRAVEL BLANK | | | | | | | | | | |
| 40ml VOA VIAL | | | | | | | | | | |
| QT EPA 1664B | | | | | | | | | | |
| PT ODOR | | | | | | | | | | |
| RADIOLOGICAL | | | | | | | | | | |
| BACTERIOLOGICAL | | | | | | | | | | |
| 40 ml VOA VIAL- 504 | | | | | | | | | | |
| QT EPA 508/608.3/8081A | | | | | | | | | | |
| QT EPA 515.1/8151A | | | | | | | | | | |
| QT EPA 525.2 | | | | | | | | | | |
| QT EPA 525.2 TRAVEL BLANK | | | | | | | | | | |
| 40ml EPA 547 | | | | | | | | | | |
| 40ml EPA 531.1 | | | | | | | | | | |
| 8oz EPA 548.1 | | | | | | | | | | |
| QT EPA 549.2 | | | | | | | | | | |
| QT EPA 8015M | | | | | | | | | | |
| QT EPA 8270C | | | | | | | | | | |
| 8oz / 16oz / 32oz AMBER (2) (2) | A | | | | | | | | | |
| 8oz / 16oz / 32oz JAR | | | | | | | | | | |
| SOIL SLEEVE | | | | | | | | | | |
| PCB VIAL | | | | | | | | | | |
| PLASTIC BAG | | | | | | | | | | |
| TEDLAR BAG | | | | | | | | | | |
| FERROUS IRON | | | | | | | | | | |
| ENCORE | | | | | | | | | | |
| SMART KIT | | | | | | | | | | |
| SUMMA CANISTER | | | | | | | | | | |

CHK BY SV DISTRIBUTION SUB OUT

Comments:

Sample Numbering Completed By: TOT Date/Time: 11-25-25 11:55

A = Actual / C = Corrected

Rev 23 05/20/22
[S:\WPDoc\WordPerfect\LAB_DOCS\FORMS\SAMRECrev 20]

Date of Report: 12/08/2025

Nikayla Yasurek

PACE Analytical - PA
1638 Roseytown Road, Ste 2,3 &4
Greensburg, PA 15601

| | |
|---|---|
| Client Project: | EO-547508 |
| Pace Project: | Chiquita Canyon Landfill Stormwater |
| Pace Work Order: | 2520470 |
| Invoice ID: | B527925 |

Enclosed are the results of analyses for samples received by the laboratory on 11/25/2025. If you have any questions concerning this report, please feel free to contact me.

Sincerely,

Contact Person: Ragen Williams
Client Service Rep

Steven Bennett
Operations Manager

# Table of Contents


**Sample Information**

Chain of Custody and Cooler Receipt form ..... 3

Laboratory / Client Sample Cross Reference ..... 6

**Sample Results**

**2520470-01 - SOUTH**

Organo-Phosphorus Pesticide Analysis (EPA Method 8141A) ..... 7

**Quality Control Reports**

**Organo-Phosphorus Pesticide Analysis (EPA Method 8141A)**

Method Blank Analysis ..... 8

Laboratory Control Sample ..... 9

**Notes**

Notes and Definitions ..... 10

**Chain of Custody and Cooler Receipt Form for 2520470 Page 1 of 3**

# Internal Transfer Chain of Custody

Rush Multiplier____X
Samples Pre-Logged into eCOC

State Of Origin: CA
Cert. Needed: ☐ Yes ☐ No

Workorder: 30829321 Workorder Name: 547508 Owner Received Date: 11/25/2025 Results Requested By: 12/11/2025

**Report To**

Nikayla M. Yasurek
Pace Analytical Pittsburgh
1638 Roseytown Road
Suites 2,3,4
Greensburg, PA 15601
Phone (724)850-5600

**Subcontract To**

Pace Analytical Bakersfield
4100 Atlas Court
Bakersfield, CA 93313
Phone (661)327-4911

| Item | Sample ID | Sample Type | Collect Date/Time | Lab ID | Matrix | Preserved Containers: HCL | Requested Analysis: Organophosphorus Pesticides | LAB USE ONLY |
|---|---|---|---|---|---|---|---|---|
| 1 | SOUTH | PS | 11/20/2025 14:15 | 30829321001 | Water | 1 | X | |
| 2 | | | | | | | | |
| 3 | | | | | | | | |
| 4 | | | | | | | | |
| 5 | | | | | | | | |

Comments

| Transfers | Released By | Date/Time | Received By | Date/Time |
|---|---|---|---|---|
| 1 | | | | |
| 2 | | | | |
| 3 | | | | |

Cooler Temperature on Receipt ____°C | Custody Seal Y or N | Received on Ice Y or N | Samples Intact Y or N

****In order to maintain client confidentiality, location/name of the sampling site, sampler's name and signature may not be provided on this COC document. This chain of custody is considered complete as is since this information is available in the owner laboratory.*

Wednesday, November 26, 2025 2:45:34 PM FMT-ALL-C-002rev.00 24March2009 Page 1 of 1

ENTHALPY ANALYTICAL

931 West Barkley Ave
Orange, CA 92868
(714) 771-6900

2520470

Subcontract Laboratory:
Pace Laboratories
4100 Atlas Court
Bakersfield, CA 93308
ATTN: Ragen Schallock
PO #: Required, to be sent via email

2520470

Enthalpy Order: EO-547508
PM: Zach Barker
Email: zach.barker@enthalpy.com
CC: incomingreports@enthalpy.com
Phone: (714) 771-6900

Results Due: Standard TAT
Report Level: II
Report To: MDL
EDDs: ELM_TransferOut (Standard Excel Transfer EDD, 3 tabs)

Notes:
Chiquita Canyon Stormwater

| Sample ID | Collected | Lab ID | # Cont. | Matrix | Analysis Requested | Comment |
|---|---|---|---|---|---|---|
| SOUTH | 20-NOV-2025 14:15 | 547508-001 | 1 | Water | Organophosphorus Pesticides | ~1 |

| Notes: | Relinquished By: | Received By: |
|---|---|---|
| | [signature] | [signature] |
| | Date: 11-24-25 15:00 | Date: 11/25/25 1117 |
| | | |
| | Date: | Date: |
| | | |
| | Date: | Date: |

1 of 1

PACE ANALYTICAL — COOLER RECEIPT FORM — Page 1 Of 1

Submission #: 2520470

**SHIPPING INFORMATION**
Fed Ex [X] UPS ☐ GSO / GLS ☐ Hand Delivery ☐
Pace Lab Field Service ☐ Other ☐ (Specify)_____

**SHIPPING CONTAINER**
Ice Chest [X] None ☐ Box ☐
Other ☐ (Specify)_____

**FREE LIQUID**
YES [X] NO ☐
(W) / S

Refrigerant: Ice [X] Blue Ice ☐ None ☐ Other ☐ Comments:

Custody Seals: Ice Chest ☐ Intact? Yes ☐ No ☐ | Containers ☐ Intact? Yes ☐ No ☐ | None [X] Comments:

All samples received? Yes [X] No ☐ All samples containers intact? Yes [X] No ☐ Description(s) match COC? Yes [X] No ☐

COC Received [X] YES ☐ NO

Emissivity: 0.97 Container: N/A Thermometer ID: 366

Temperature: (A) 3.5 °C / (C) 3.6 °C

Date/Time 11/25/25 1112

Analyst Init KIB

| SAMPLE CONTAINERS | SAMPLE NUMBERS 1 | 2 | 3 | 4 | 5 | 6 | 7 | 8 | 9 | 10 |
|---|---|---|---|---|---|---|---|---|---|---|
| QT PE UNPRES | | | | | | | | | | |
| 4oz / 8oz / 16oz PE UNPRES | | | | | | | | | | |
| 2oz $Cr^{+6}$ | | | | | | | | | | |
| QT INORGANIC CHEMICAL METALS | | | | | | | | | | |
| INORGANIC CHEMICAL METALS 4oz / 8oz / 16oz | | | | | | | | | | |
| PT CYANIDE | | | | | | | | | | |
| PT NITROGEN FORMS | | | | | | | | | | |
| PT TOTAL SULFIDE | | | | | | | | | | |
| 2oz. NITRATE / NITRITE | | | | | | | | | | |
| PT TOTAL ORGANIC CARBON | | | | | | | | | | |
| PT CHEMICAL OXYGEN DEMAND | | | | | | | | | | |
| PtA PHENOLICS | | | | | | | | | | |
| 40ml VOA VIAL TRAVEL BLANK | | | | | | | | | | |
| 40ml VOA VIAL | | | | | | | | | | |
| QT EPA 1664B | | | | | | | | | | |
| PT ODOR | | | | | | | | | | |
| RADIOLOGICAL | | | | | | | | | | |
| BACTERIOLOGICAL | | | | | | | | | | |
| 40 ml VOA VIAL- 504 | | | | | | | | | | |
| QT EPA 508/608.3/8081A | | | | | | | | | | |
| QT EPA 515.1/8151A | | | | | | | | | | |
| QT EPA 525.2 | | | | | | | | | | |
| QT EPA 525.2 TRAVEL BLANK | | | | | | | | | | |
| 40ml EPA 547 | | | | | | | | | | |
| 40ml EPA 531.1 | | | | | | | | | | |
| 8oz EPA 548.1 | | | | | | | | | | |
| QT EPA 549.2 | | | | | | | | | | |
| QT EPA 8015M | | | | | | | | | | |
| QT EPA 8270C | | | | | | | | | | |
| 8oz / 16oz / 32oz AMBER | A | | | | | | | | | |
| 8oz / 16oz / 32oz JAR | | | | | | | | | | |
| SOIL SLEEVE | | | | | | | | | | |
| PCB VIAL | | | | | | | | | | |
| PLASTIC BAG | | | | | | | | | | |
| TEDLAR BAG | | | | | | | | | | |
| FERROUS IRON | | | | | | | | | | |
| ENCORE | | | | | | | | | | |
| SMART KIT | | | | | | | | | | |
| SUMMA CANISTER | | | | | | | | | | |

CHK BY [KIB] DISTRIBUTION [SV] SUB OUT ☐

Comments:
Sample Numbering Completed By: TDT Date/Time: 11-25-25 11:55
A = Actual / C = Corrected

Rev 23 05/20/22
[S:\WPDocWordPerfect\LAB_DOCS\FORMS\SAMRECrev 20]

*The results in this report apply to the samples analyzed in accordance with the chain of custody document. This analytical report must be reproduced in its entirety.*
All results listed in this report are for the exclusive use of the submitting party. Pace Analytical assumes no responsibility for report alteration, separation, detachment or third party interpretation.

PACE Analytical - PA
1638 Roseytown Road, Ste 2,3 &4
Greensburg, PA 15601

**Reported:** 12/08/2025 10:15
Project: Chiquita Canyon Landfill Stormwater
Project Number: EO-547508
Project Manager: Nikayla Yasurek

# Laboratory / Client Sample Cross Reference

| Laboratory | Client Sample Information | | | |
|---|---|---|---|---|
| **2520470-01** | **COC Number:** | --- | **Receive Date:** | 11/25/2025 11:12 |
| | **Project Number:** | --- | **Sampling Date:** | 11/20/2025 14:15 |
| | **Sampling Location:** | --- | **Sample Depth:** | --- |
| | **Sampling Point:** | SOUTH | **Lab Matrix:** | Water |
| | **Sampled By:** | client | **Sample Type:** | Water |

*The results in this report apply to the samples analyzed in accordance with the chain of custody document. This analytical report must be reproduced in its entirety.*
All results listed in this report are for the exclusive use of the submitting party. Pace Analytical assumes no responsibility for report alteration, separation, detachment or third party interpretation.

PACE Analytical - PA
1638 Roseytown Road, Ste 2,3 &4
Greensburg, PA 15601

**Reported:** 12/08/2025 10:15
Project: Chiquita Canyon Landfill Stormwater
Project Number: EO-547508
Project Manager: Nikayla Yasurek

# Organo-Phosphorus Pesticide Analysis (EPA Method 8141A)

**Pace Sample ID:** 2520470-01 | **Client Sample Name:** SOUTH, 11/20/2025 2:15:00PM, client

| Constituent | Result | Units | PQL | MDL | Method | MB Bias | Lab Quals | DCN |
|---|---|---|---|---|---|---|---|---|
| Azinphos methyl | ND | ug/L | 0.50 | 0.12 | EPA-8141A | ND | | 1 |
| Bolstar | ND | ug/L | 0.20 | 0.050 | EPA-8141A | ND | | 1 |
| Chlorpyrifos | ND | ug/L | 0.20 | 0.050 | EPA-8141A | ND | | 1 |
| Coumaphos | ND | ug/L | 0.50 | 0.11 | EPA-8141A | ND | | 1 |
| Demeton O/S | ND | ug/L | 0.20 | 0.056 | EPA-8141A | ND | | 1 |
| Diazinon | ND | ug/L | 0.20 | 0.050 | EPA-8141A | ND | | 1 |
| Dichlorvos | ND | ug/L | 0.20 | 0.050 | EPA-8141A | ND | | 1 |
| Disulfoton | ND | ug/L | 0.20 | 0.050 | EPA-8141A | ND | | 1 |
| Ethoprop | ND | ug/L | 0.20 | 0.052 | EPA-8141A | ND | | 1 |
| Fensulfothion | ND | ug/L | 0.20 | 0.051 | EPA-8141A | ND | | 1 |
| Fenthion | ND | ug/L | 0.20 | 0.050 | EPA-8141A | ND | | 1 |
| Merphos | ND | ug/L | 0.20 | 0.050 | EPA-8141A | ND | | 1 |
| Methyl parathion | ND | ug/L | 0.20 | 0.050 | EPA-8141A | ND | | 1 |
| Mevinphos | ND | ug/L | 0.20 | 0.050 | EPA-8141A | ND | | 1 |
| Naled | ND | ug/L | 0.50 | 0.17 | EPA-8141A | ND | | 1 |
| Phorate | ND | ug/L | 0.20 | 0.066 | EPA-8141A | ND | | 1 |
| Ronnel (Fenchlorphos) | ND | ug/L | 0.20 | 0.050 | EPA-8141A | ND | | 1 |
| Stirophos (Tetrachlorvinphos) | ND | ug/L | 0.20 | 0.082 | EPA-8141A | ND | | 1 |
| Tokuthion (Prothiofos) | ND | ug/L | 0.20 | 0.050 | EPA-8141A | ND | | 1 |
| Trichloronate | ND | ug/L | 0.20 | 0.050 | EPA-8141A | ND | | 1 |
| Triphenylphosphate (Surrogate) | 81.6 | % | 50 - 130 (LCL - UCL) | | EPA-8141A | | | 1 |

| DCN | Method | Prep Date | Run Date/Time | Analyst | Instrument | Dilution | QC Batch ID | Prep Method |
|---|---|---|---|---|---|---|---|---|
| 1 | EPA-8141A | 11/25/25 16:00 | 12/05/25 00:18 | OLH | GC-18 | 1 | B223348 | EPA 3510C |

DCN = Data Continuation Number

*The results in this report apply to the samples analyzed in accordance with the chain of custody document. This analytical report must be reproduced in its entirety.*
All results listed in this report are for the exclusive use of the submitting party. Pace Analytical assumes no responsibility for report alteration, separation, detachment or third party interpretation.

PACE Analytical - PA
1638 Roseytown Road, Ste 2,3 &4
Greensburg, PA 15601

**Reported:** 12/08/2025 10:15
Project: Chiquita Canyon Landfill Stormwater
Project Number: EO-547508
Project Manager: Nikayla Yasurek

# Organo-Phosphorus Pesticide Analysis (EPA Method 8141A)

## Quality Control Report - Method Blank Analysis

| Constituent | QC Sample ID | MB Result | Units | PQL | MDL | Lab Quals | Run # |
|---|---|---|---|---|---|---|---|
| **QC Batch ID: B223348** | | | | | | | |
| Azinphos methyl | B223348-BLK1 | ND | ug/L | 0.50 | 0.12 | | 1 |
| Bolstar | B223348-BLK1 | ND | ug/L | 0.20 | 0.050 | | 1 |
| Chlorpyrifos | B223348-BLK1 | ND | ug/L | 0.20 | 0.050 | | 1 |
| Coumaphos | B223348-BLK1 | ND | ug/L | 0.50 | 0.11 | | 1 |
| Demeton O/S | B223348-BLK1 | ND | ug/L | 0.20 | 0.056 | | 1 |
| Diazinon | B223348-BLK1 | ND | ug/L | 0.20 | 0.050 | | 1 |
| Dichlorvos | B223348-BLK1 | ND | ug/L | 0.20 | 0.050 | | 1 |
| Disulfoton | B223348-BLK1 | ND | ug/L | 0.20 | 0.050 | | 1 |
| Ethoprop | B223348-BLK1 | ND | ug/L | 0.20 | 0.052 | | 1 |
| Fensulfothion | B223348-BLK1 | ND | ug/L | 0.20 | 0.051 | | 1 |
| Fenthion | B223348-BLK1 | ND | ug/L | 0.20 | 0.050 | | 1 |
| Merphos | B223348-BLK1 | ND | ug/L | 0.20 | 0.050 | | 1 |
| Methyl parathion | B223348-BLK1 | ND | ug/L | 0.20 | 0.050 | | 1 |
| Mevinphos | B223348-BLK1 | ND | ug/L | 0.20 | 0.050 | | 1 |
| Naled | B223348-BLK1 | ND | ug/L | 0.50 | 0.17 | | 1 |
| Phorate | B223348-BLK1 | ND | ug/L | 0.20 | 0.066 | | 1 |
| Ronnel (Fenchlorphos) | B223348-BLK1 | ND | ug/L | 0.20 | 0.050 | | 1 |
| Stirophos (Tetrachlorvinphos) | B223348-BLK1 | ND | ug/L | 0.20 | 0.082 | | 1 |
| Tokuthion (Prothiofos) | B223348-BLK1 | ND | ug/L | 0.20 | 0.050 | | 1 |
| Trichloronate | B223348-BLK1 | ND | ug/L | 0.20 | 0.050 | | 1 |
| **Triphenylphosphate (Surrogate)** | **B223348-BLK1** | **62.0** | % | **50 - 130 (LCL - UCL)** | | | 1 |

| Run # | QC Sample ID | QC Type | Method | Prep Date | Run Date Time | Analyst | Instrument | Dilution |
|---|---|---|---|---|---|---|---|---|
| 1 | B223348-BLK1 | PB | EPA-8141A | 11/25/25 | 12/04/25 15:51 | OLH | GC-18 | 1 |

*The results in this report apply to the samples analyzed in accordance with the chain of custody document. This analytical report must be reproduced in its entirety.*
All results listed in this report are for the exclusive use of the submitting party. Pace Analytical assumes no responsibility for report alteration, separation, detachment or third party interpretation.

PACE Analytical - PA
1638 Roseytown Road, Ste 2,3 &4
Greensburg, PA 15601

**Reported:** 12/08/2025 10:15
Project: Chiquita Canyon Landfill Stormwater
Project Number: EO-547508
Project Manager: Nikayla Yasurek

# Organo-Phosphorus Pesticide Analysis (EPA Method 8141A)

## Quality Control Report - Laboratory Control Sample

| Constituent | QC Sample ID | Type | Result | Spike Level | Units | Percent Recovery | RPD | Control Limits Percent Recovery | Control Limits RPD | Lab Quals | Run # |
|---|---|---|---|---|---|---|---|---|---|---|---|
| **QC Batch ID: B223348** | | | | | | | | | | | |
| Bolstar | B223348-BS1 | LCS | 1.4500 | 2.0000 | ug/L | 72.5 | | 50 - 130 | | | 1 |
| | B223348-BSD1 | LCSD | 1.5000 | 2.0000 | ug/L | 75.0 | 3.4 | 50 - 130 | 30 | | 2 |
| Chlorpyrifos | B223348-BS1 | LCS | 1.7350 | 2.0000 | ug/L | 86.8 | | 60 - 120 | | | 1 |
| | B223348-BSD1 | LCSD | 1.7500 | 2.0000 | ug/L | 87.5 | 0.9 | 60 - 120 | 30 | | 2 |
| Diazinon | B223348-BS1 | LCS | 1.6400 | 2.0000 | ug/L | 82.0 | | 60 - 130 | | | 1 |
| | B223348-BSD1 | LCSD | 1.6500 | 2.0000 | ug/L | 82.5 | 0.6 | 60 - 130 | 30 | | 2 |
| Methyl parathion | B223348-BS1 | LCS | 1.5700 | 2.0000 | ug/L | 78.5 | | 60 - 120 | | | 1 |
| | B223348-BSD1 | LCSD | 1.6000 | 2.0000 | ug/L | 80.0 | 1.9 | 60 - 120 | 30 | | 2 |
| Mevinphos | B223348-BS1 | LCS | 1.6050 | 2.0000 | ug/L | 80.2 | | 50 - 120 | | | 1 |
| | B223348-BSD1 | LCSD | 1.6150 | 2.0000 | ug/L | 80.8 | 0.6 | 50 - 120 | 30 | | 2 |
| Ronnel (Fenchlorphos) | B223348-BS1 | LCS | 1.5600 | 2.0000 | ug/L | 78.0 | | 50 - 120 | | | 1 |
| | B223348-BSD1 | LCSD | 1.6050 | 2.0000 | ug/L | 80.2 | 2.8 | 50 - 120 | 30 | | 2 |
| Stirophos (Tetrachlorvinphos) | B223348-BS1 | LCS | 1.6900 | 2.0000 | ug/L | 84.5 | | 50 - 120 | | | 1 |
| | B223348-BSD1 | LCSD | 1.7000 | 2.0000 | ug/L | 85.0 | 0.6 | 50 - 120 | 30 | | 2 |
| Triphenylphosphate (Surrogate) | B223348-BS1 | LCS | 2.2550 | 2.5000 | ug/L | 90.2 | | 50 - 130 | | | 1 |
| | B223348-BSD1 | LCSD | 2.3150 | 2.5000 | ug/L | 92.6 | 2.6 | 50 - 130 | | | 2 |

| Run # | QC Sample ID | QC Type | Method | Prep Date | Run Date Time | Analyst | Instrument | Dilution |
|---|---|---|---|---|---|---|---|---|
| 1 | B223348-BS1 | LCS | EPA-8141A | 11/25/25 | 12/04/25 18:20 | OLH | GC-18 | 1 |
| 2 | B223348-BSD1 | LCSD | EPA-8141A | 11/25/25 | 12/04/25 18:50 | OLH | GC-18 | 1 |

*The results in this report apply to the samples analyzed in accordance with the chain of custody document. This analytical report must be reproduced in its entirety.*
All results listed in this report are for the exclusive use of the submitting party. Pace Analytical assumes no responsibility for report alteration, separation, detachment or third party interpretation.

PACE Analytical - PA
1638 Roseytown Road, Ste 2,3 &4
Greensburg, PA 15601

**Reported:** 12/08/2025 10:15
Project: Chiquita Canyon Landfill Stormwater
Project Number: EO-547508
Project Manager: Nikayla Yasurek

## Notes And Definitions

| | |
|---|---|
| MDL | Method Detection Limit |
| ND | Analyte Not Detected |
| PQL | Practical Quantitation Limit |

*The results in this report apply to the samples analyzed in accordance with the chain of custody document. This analytical report must be reproduced in its entirety.*
All results listed in this report are for the exclusive use of the submitting party. Pace Analytical assumes no responsibility for report alteration, separation, detachment or third party interpretation.

**Laboratory Job Number 547508**

**Subcontracted Products**

**McCampbell Analytical, Inc.**

# McCampbell Analytical, Inc.

*"When Quality Counts"*

# Analytical Report

**WorkOrder:** 2511K18

**Report Created for:** Enthalpy Analytical

931 West Barkley Avenue
Orange, CA 92868

**Project Contact:** Zach Barker
**Project P.O.:** 079649
**Project:** EO-547508

**Project Location:**
**Project Received:** 11/26/2025

Analytical Report reviewed & approved for release on 12/04/2025 by:

Jena Alfaro
Project Manager

***The report shall not be reproduced except in full, without the written approval of the laboratory. The analytical results relate only to the items tested. Results reported conform to the most current regulatory standards, where applicable, unless otherwise stated.***

1534 Willow Pass Rd. Pittsburg, CA 94565 ♦ TEL: (877) 252-9262 ♦ FAX: (925) 252-9269 ♦ www.mccampbell.com
CA ELAP 1644 ♦ ORELAP (NELAP) 4033 ♦ AIHA-LAP ID#232255 ♦ DoD-ELAP Cert # L22-757

McCampbell Analytical, Inc.
*"When Quality Counts"*

1534 Willow Pass Road, Pittsburg, CA 94565-1701
Toll Free Telephone: (877) 252-9262 / Fax: (925) 252-9269
http://www.mccampbell.com / E-mail: main@mccampbell.com

# Glossary of Terms & Qualifier Definitions

**Client:** Enthalpy Analytical **WorkOrder:** 2511K18

**Project:** EO-547508

## Glossary Abbreviation

| | |
|---|---|
| %D | Serial Dilution Percent Difference |
| 95% Interval | 95% Confident Interval |
| CCV | Continuing Calibration Verification. |
| CCV REC (%) | % recovery of Continuing Calibration Verification. |
| CPT | Consumer Product Testing not NELAP Accredited |
| DF | Dilution Factor |
| DI WET | (DISTLC) Waste Extraction Test using DI water |
| DISS | Dissolved (direct analysis of 0.45 µm filtered and acidified water sample) |
| DLT | Dilution Test (Serial Dilution) |
| DUP | Duplicate |
| EDL | Estimated Detection Limit |
| ERS | External reference sample. Second source calibration verification. |
| ITEF | International Toxicity Equivalence Factor |
| LCS | Laboratory Control Sample |
| LCS2 | Second LCS for the batch. Spike level is lower than that for the first LCS; applicable to method 1633. |
| LQL | Lowest Quantitation Level |
| MB | Method Blank |
| MB IS/SS % Rec | % Recovery of Internal Standard or Surrogate in Method Blank, if applicable |
| MB SS % Rec | % Recovery of Surrogate in Method Blank, if applicable |
| MDL | Method Detection Limit [1] |
| ML | Minimum Level of Quantitation |
| MS | Matrix Spike |
| MSD | Matrix Spike Duplicate |
| NA | Not Applicable |
| ND | Not detected at or above the indicated MDL or RL. |
| NR | Data Not Reported due to matrix interference or insufficient sample amount. |
| PDS | Post Digestion Spike |
| PF | Prep Factor |
| RD | Relative Difference |
| RL | Reporting Limit [2] |
| RPD | Relative Percent Difference |
| RRT | Relative Retention Time |
| RSD | Relative Standard Deviation |
| SNR | Surrogate is diluted out of the calibration range |

[1] MDL is the minimum measured concentration of a substance that can be reported with 99% confidence that the measured concentration is distinguishable from method blank results. Definition and Procedure for the Determination of the Method Detection Limit, Revision 2, 40CFR, Part 136, Appendix B, EPA 821-R-16-006, December 2016. Values are based upon our default extraction volume/amount and are subject to change.

[2] RL is the lowest level that can be reliably determined within specified limits of precision and accuracy during routine laboratory operating conditions. (The RL cannot be lower than the lowest calibration standard used in the initial calibration of the instrument and must be greater than the MDL.) Values are based upon our default extraction volume/amount and are subject to change.

McCampbell Analytical, Inc.
*"When Quality Counts"*

1534 Willow Pass Road, Pittsburg, CA 94565-1701
Toll Free Telephone: (877) 252-9262 / Fax: (925) 252-9269
http://www.mccampbell.com / E-mail: main@mccampbell.com

# Glossary of Terms & Qualifier Definitions

**Client:** Enthalpy Analytical **WorkOrder:** 2511K18

**Project:** EO-547508

| | |
|---|---|
| SPK Val | Spike Value |
| SPKRef Val | Spike Reference Value |
| SPLP | Synthetic Precipitation Leachate Procedure |
| ST | Sorbent Tube |
| TCLP | Toxicity Characteristic Leachate Procedure |
| TEQ | Toxicity Equivalents |
| TNTC | “Too Numerous to Count;” greater than 250 colonies observed on the plate. |
| TPH-Diesel | Sample results for semi-volatile TPH (diesel, kerosene, oil, etc) were calculated using a background subtraction procedure to correct for instrument baseline rise (column bleed) as described in Sec 7.7.2.2 of EPA 8015 B, C. |
| TZA | TimeZone Net Adjustment for sample collected outside of MAI's Coordinated Universal Time (UTC). (Adjustment for Daylight Saving is not accounted.) |
| WET (STLC) | Waste Extraction Test (Soluble Threshold Limit Concentration) |

## Analytical Qualifiers

| | |
|---|---|
| H | Sample was analyzed out of hold time |
| a3 | Sample diluted due to high organic content interfering with quantitative/or qualitative analysis. |

McCampbell Analytical, Inc.
*"When Quality Counts"*

1534 Willow Pass Road, Pittsburg, CA 94565-1701
Toll Free Telephone: (877) 252-9262 / Fax: (925) 252-9269
http://www.mccampbell.com / E-mail: main@mccampbell.com

# Analytical Report

| | | | |
|---|---|---|---|
| **Client:** | Enthalpy Analytical | **WorkOrder:** | 2511K18 |
| **Date Received:** | 11/26/2025 9:53 | **Extraction Method:** | E8151A |
| **Date Prepared:** | 12/01/2025 | **Analytical Method:** | E8151A |
| **Project:** | EO-547508 | **Unit:** | µg/L |

## Chlorinated Herbicides by GC-ECD

| Client ID | Lab ID | Matrix | Date Collected | Instrument FileID | Batch ID |
|---|---|---|---|---|---|
| SOUTH | 2511K18-001A | Water | 11/20/2025 14:15 | GC15A 12022554.D | 331017 |

| Analytes | Result | Qualifiers | MDL | RL | DF | Date Analyzed |
|---|---|---|---|---|---|---|
| Acifluorfen | ND | H | 5.3 | 10 | 10 | 12/03/2025 06:45 |
| Bentazon | ND | H | 3.2 | 10 | 10 | 12/03/2025 06:45 |
| Chloramben | ND | H | 6.4 | 10 | 10 | 12/03/2025 06:45 |
| 2,4-D (Dichlorophenoxyacetic acid) | ND | H | 0.79 | 2.0 | 10 | 12/03/2025 06:45 |
| 2,4-DB | ND | H | 4.2 | 10 | 10 | 12/03/2025 06:45 |
| Dalapon | ND | H | 7.7 | 10 | 10 | 12/03/2025 06:45 |
| DCPA (mono & diacid) | ND | H | 5.0 | 10 | 10 | 12/03/2025 06:45 |
| Dicamba | ND | H | 0.74 | 2.0 | 10 | 12/03/2025 06:45 |
| 3,5-Dichlorobenzoic Acid | ND | H | 2.4 | 10 | 10 | 12/03/2025 06:45 |
| Dichloroprop | ND | H | 3.5 | 10 | 10 | 12/03/2025 06:45 |
| Dinoseb (DNBP) | ND | H | 3.0 | 10 | 10 | 12/03/2025 06:45 |
| MCPA | ND | H | 13 | 20 | 10 | 12/03/2025 06:45 |
| MCPP | ND | H | 12 | 20 | 10 | 12/03/2025 06:45 |
| 4-Nitrophenol | ND | H | 7.7 | 10 | 10 | 12/03/2025 06:45 |
| Pentachlorophenol (PCP) | ND | H | 0.55 | 2.0 | 10 | 12/03/2025 06:45 |
| Picloram | ND | H | 3.8 | 10 | 10 | 12/03/2025 06:45 |
| 2,4,5-T (Trichlorophenoxy acetic acid) | ND | H | 1.0 | 2.0 | 10 | 12/03/2025 06:45 |
| 2,4,5-TP (Silvex) | ND | H | 1.6 | 5.0 | 10 | 12/03/2025 06:45 |

| Surrogates | REC (%) | Qualifiers | Limits | DF | |
|---|---|---|---|---|---|
| DCAA | 99 | H | 60-140 | 10 | 12/03/2025 06:45 |

Analyst(s): DP  Analytical Comments: a3

McCampbell Analytical, Inc.
*"When Quality Counts"*

1534 Willow Pass Road, Pittsburg, CA 94565-1701
Toll Free Telephone: (877) 252-9262 / Fax: (925) 252-9269
http://www.mccampbell.com / E-mail: main@mccampbell.com

# Analytical Report

| | | | |
|---|---|---|---|
| **Client:** | Enthalpy Analytical | **WorkOrder:** | 2511K18 |
| **Date Received:** | 11/26/2025 9:53 | **Extraction Method:** | RSK175 |
| **Date Prepared:** | 12/01/2025 | **Analytical Method:** | RSK175 |
| **Project:** | EO-547508 | **Unit:** | µg/L |

## Dissolved Carbon Dioxide by RSK 175

| Client ID | Lab ID | Matrix | Date Collected | Instrument FileID | Batch ID |
|---|---|---|---|---|---|
| SOUTH | 2511K18-001B | Water | 11/20/2025 14:15 | GC26 1201251007.D | 331130 |

| Analytes | Result | Qualifiers | MDL | RL | DF | Date Analyzed |
|---|---|---|---|---|---|---|
| Carbon Dioxide | **2100** | H | 100 | 100 | 2 | 12/01/2025 17:48 |

Analyst(s): CLO

McCampbell Analytical, Inc.
*"When Quality Counts"*

1534 Willow Pass Road, Pittsburg, CA 94565-1701
Toll Free Telephone: (877) 252-9262 / Fax: (925) 252-9269
http://www.mccampbell.com / E-mail: main@mccampbell.com

# Quality Control Report

| | | | |
|---|---|---|---|
| **Client:** | Enthalpy Analytical | **WorkOrder:** | 2511K18 |
| **Date Prepared:** | 12/01/2025 | **BatchID:** | 331017 |
| **Date Analyzed:** | 12/03/2025 | **Extraction Method:** | E8151A |
| **Instrument:** | GC15A | **Analytical Method:** | E8151A |
| **Matrix:** | Water | **Unit:** | µg/L |
| **Project:** | EO-547508 | **Sample ID:** | MB/LCS/LCSD-331017 |

## QC Summary Report for E8151A

| Analyte | MB Result | MDL | RL | SPK Val | MB IS/SS %REC | MB IS/SS Limits |
|---|---|---|---|---|---|---|
| Acifluorfen | ND | 0.53 | 1.0 | - | - | - |
| Bentazon | ND | 0.32 | 1.0 | - | - | - |
| Chloramben | ND | 0.64 | 1.0 | - | - | - |
| 2,4-D (Dichlorophenoxyacetic acid) | ND | 0.079 | 0.20 | - | - | - |
| 2,4-DB | ND | 0.42 | 1.0 | - | - | - |
| Dalapon | ND | 0.77 | 1.0 | - | - | - |
| DCPA (mono & diacid) | ND | 0.50 | 1.0 | - | - | - |
| Dicamba | ND | 0.074 | 0.20 | - | - | - |
| 3,5-Dichlorobenzoic Acid | ND | 0.24 | 1.0 | - | - | - |
| Dichloroprop | ND | 0.35 | 1.0 | - | - | - |
| Dinoseb (DNBP) | ND | 0.30 | 1.0 | - | - | - |
| MCPA | ND | 1.3 | 2.0 | - | - | - |
| MCPP | ND | 1.2 | 2.0 | - | - | - |
| 4-Nitrophenol | ND | 0.77 | 1.0 | - | - | - |
| Pentachlorophenol (PCP) | ND | 0.055 | 0.20 | - | - | - |
| Picloram | ND | 0.38 | 1.0 | - | - | - |
| 2,4,5-T (Trichlorophenoxy acetic acid) | ND | 0.10 | 0.20 | - | - | - |
| 2,4,5-TP (Silvex) | ND | 0.16 | 0.50 | - | - | - |
| **Surrogate Recovery** | | | | | | |
| DCAA | 8.0 | | | 10 | 80 | 70-130 |

*(Cont.)*

McCampbell Analytical, Inc.
*"When Quality Counts"*

1534 Willow Pass Road, Pittsburg, CA 94565-1701
Toll Free Telephone: (877) 252-9262 / Fax: (925) 252-9269
http://www.mccampbell.com / E-mail: main@mccampbell.com

# Quality Control Report

| | | | |
|---|---|---|---|
| **Client:** | Enthalpy Analytical | **WorkOrder:** | 2511K18 |
| **Date Prepared:** | 12/01/2025 | **BatchID:** | 331017 |
| **Date Analyzed:** | 12/03/2025 | **Extraction Method:** | E8151A |
| **Instrument:** | GC15A | **Analytical Method:** | E8151A |
| **Matrix:** | Water | **Unit:** | µg/L |
| **Project:** | EO-547508 | **Sample ID:** | MB/LCS/LCSD-331017 |

## QC Summary Report for E8151A

| Analyte | LCS Result | LCSD Result | SPK Val | LCS %REC | LCSD %REC | LCS/LCSD Limits | RPD | RPD Limit |
|---|---|---|---|---|---|---|---|---|
| Acifluorfen | 9.9 | 11 | 10 | 99 | 106 | 70-130 | 6.04 | 30 |
| Bentazon | 9.9 | 10 | 10 | 99 | 100 | 70-130 | 1.03 | 30 |
| Chloramben | 11 | 11 | 10 | 108 | 106 | 70-130 | 1.82 | 30 |
| 2,4-D (Dichlorophenoxyacetic acid) | 9.6 | 9.7 | 10 | 96 | 97 | 70-130 | 0.591 | 30 |
| 2,4-DB | 9.8 | 10 | 10 | 98 | 100 | 70-130 | 1.58 | 30 |
| Dalapon | 10 | 10 | 10 | 104 | 105 | 70-130 | 1.27 | 30 |
| DCPA (mono & diacid) | 9.9 | 10 | 10 | 99 | 102 | 70-130 | 2.79 | 30 |
| Dicamba | 9.8 | 9.7 | 10 | 98 | 97 | 70-130 | 1.25 | 30 |
| 3,5-Dichlorobenzoic Acid | 9.6 | 9.7 | 10 | 96 | 97 | 70-130 | 0.671 | 30 |
| Dichloroprop | 9.6 | 9.6 | 10 | 96 | 96 | 70-130 | 0.313 | 30 |
| Dinoseb (DNBP) | 11 | 10 | 10 | 107 | 102 | 70-130 | 4.21 | 30 |
| MCPA | 91 | 93 | 100 | 91 | 93 | 70-130 | 1.89 | 30 |
| MCPP | 100 | 100 | 100 | 102 | 102 | 70-130 | 0.424 | 30 |
| 4-Nitrophenol | 10 | 10 | 10 | 102 | 105 | 70-130 | 2.67 | 30 |
| Pentachlorophenol (PCP) | 10 | 9.8 | 10 | 100 | 98 | 70-130 | 2.06 | 30 |
| Picloram | 10 | 10 | 10 | 100 | 103 | 70-130 | 2.81 | 30 |
| 2,4,5-T (Trichlorophenoxy acetic acid) | 10 | 10 | 10 | 102 | 102 | 70-130 | 0.115 | 30 |
| 2,4,5-TP (Silvex) | 10 | 9.9 | 10 | 101 | 99 | 70-130 | 2.59 | 30 |
| **Surrogate Recovery** | | | | | | | | |
| DCAA | 8.6 | 8.6 | 10 | 86 | 86 | 70-130 | 0.561 | 30 |

McCampbell Analytical, Inc.
*"When Quality Counts"*

1534 Willow Pass Road, Pittsburg, CA 94565-1701
Toll Free Telephone: (877) 252-9262 / Fax: (925) 252-9269
http://www.mccampbell.com / E-mail: main@mccampbell.com

# Quality Control Report

| | | | |
|---|---|---|---|
| **Client:** | Enthalpy Analytical | **WorkOrder:** | 2511K18 |
| **Date Prepared:** | 12/01/2025 | **BatchID:** | 331130 |
| **Date Analyzed:** | 12/01/2025 | **Extraction Method:** | RSK175 |
| **Instrument:** | GC26 | **Analytical Method:** | RSK175 |
| **Matrix:** | Water | **Unit:** | µg/L |
| **Project:** | EO-547508 | **Sample ID:** | MB/LCS/LCSD-331130 |

## QC Summary Report for RSK175

| Analyte | MB Result | MDL | RL | | | |
|---|---|---|---|---|---|---|
| Carbon Dioxide | ND | 50 | 50 | - | - | - |

| Analyte | LCS Result | LCSD Result | SPK Val | LCS %REC | LCSD %REC | LCS/LCSD Limits | RPD | RPD Limit |
|---|---|---|---|---|---|---|---|---|
| Carbon Dioxide | 200 | 180 | 187.2 | 109 | 95 | 70-130 | 13.7 | 30 |

McCampbell Analytical, Inc.
*"When Quality Counts"*

1534 Willow Pass Road, Pittsburg, CA 94565-1701
Toll Free Telephone: (877) 252-9262 / Fax: (925) 252-9269
http://www.mccampbell.com / E-mail: main@mccampbell.com

# Certified Analyte List

**Client:** Enthalpy Analytical **WorkOrder:** 2511K18

**Project:** EO-547508

| Analyte | Cert 1 | Cert 2 | Cert 3 | Cert 4 | Cert 5 | Analytical Method | Matrix |
|---|---|---|---|---|---|---|---|
| 2,4,5-T (Trichlorophenoxy acetic acid) | ◉ | ◉ | ○ | ○ | ○ | E8151A | Water |
| 2,4,5-TP (Silvex) | ◉ | ◉ | ○ | ○ | ○ | E8151A | Water |
| 2,4-D (Dichlorophenoxyacetic acid) | ◉ | ◉ | ○ | ○ | ○ | E8151A | Water |
| 2,4-DB | ◉ | ◉ | ○ | ○ | ○ | E8151A | Water |
| 3,5-Dichlorobenzoic Acid | ○ | ◉ | ○ | ○ | ○ | E8151A | Water |
| 4-Nitrophenol | ◉ | ◉ | ○ | ○ | ○ | E8151A | Water |
| Acifluorfen | ○ | ◉ | ○ | ○ | ○ | E8151A | Water |
| Bentazon | ○ | ◉ | ○ | ○ | ○ | E8151A | Water |
| Chloramben | ○ | ◉ | ○ | ○ | ○ | E8151A | Water |
| Dalapon | ◉ | ◉ | ○ | ○ | ○ | E8151A | Water |
| DCPA (mono & diacid) | ○ | ◉ | ○ | ○ | ○ | E8151A | Water |
| Dicamba | ◉ | ◉ | ○ | ○ | ○ | E8151A | Water |
| Dichloroprop | ◉ | ◉ | ○ | ○ | ○ | E8151A | Water |
| Dinoseb (DNBP) | ◉ | ◉ | ○ | ○ | ○ | E8151A | Water |
| MCPA | ◉ | ◉ | ○ | ○ | ○ | E8151A | Water |
| MCPP | ◉ | ◉ | ○ | ○ | ○ | E8151A | Water |
| Pentachlorophenol (PCP) | ◉ | ◉ | ○ | ○ | ○ | E8151A | Water |
| Picloram | ○ | ◉ | ○ | ○ | ○ | E8151A | Water |

**Certifications**

| | |
|---|---|
| Cert 1 | CA ELAP 1644 |
| Cert 2 | ORELAP (NELAP) 4033 |

The Certified Analyte Report lists the compounds for which MAI is accredited at the time of issuance. Although MAI holds multiple accreditations, methods with extensive compound lists may not be fully accredited due to state agency availability.

McCampbell Analytical, Inc.
1534 Willow Pass Rd
Pittsburg, CA 94565-1701
(925) 252-9262

# CHAIN-OF-CUSTODY RECORD



**WorkOrder: 2511K18** **ClientCode: ENO** **QuoteID: 252619**

☐ WaterTrax ☐ CLIP ☐ EDF ☑ EQuIS ☑ Dry-Weight ☑ Email ☐ HardCopy ☐ ThirdParty ☐ J-flag

☑ Detection Summary ☑ **Excel** [A1_Standard _QC]

Report to:
Zach Barker
Enthalpy Analytical
931 West Barkley Avenue
Orange, CA 92868
714-771-6900 FAX:

Email: zach.barker@enthalpy.com
cc/3rd Party:
PO: 079649
Project: EO-547508

Bill to:
Accounts Payable/Enthalpy SoCal
Montrose Environmental Group
PO Box 842165
Boston, MA 02284-2165
003EL_ap@montrose-env.com

**Requested TAT: 5 days;**

*Date Received:* **11/26/2025**
*Date Logged:* **11/26/2025**

| Lab ID | ClientSampID | Matrix | Collection Date | Hold | Requested Tests (See legend below) | | | | | | | | | | | |
|---|---|---|---|---|---|---|---|---|---|---|---|---|---|---|---|---|
| | | | | | 1 | 2 | 3 | 4 | 5 | 6 | 7 | 8 | 9 | 10 | 11 | 12 |
| 2511K18-001 | SOUTH | Water | 11/20/2025 14:15 | ☐ | A | A | B | | | | | | | | | |

**Test Legend:**

| | | | | | | | |
|---|---|---|---|---|---|---|---|
| 1 | 8151_W | 2 | PRDisposal Fee | 3 | RSK175_CO2_W | 4 | |
| 5 | | 6 | | 7 | | 8 | |
| 9 | | 10 | | 11 | | 12 | |

**Prepared by: Chyna Thomas**

**Comments:**

NOTE: Soil samples are discarded 60 days after receipt unless other arrangements are made (Water samples are 30 days).
Hazardous samples will be returned to client or disposed of at client expense.

McCampbell Analytical, Inc.
*"When Quality Counts"*

1534 Willow Pass Road, Pittsburg, CA 94565-1701
Toll Free Telephone: (877) 252-9262 / Fax: (925) 252-9269
http://www.mccampbell.com / E-mail: main@mccampbell.com

# WORK ORDER SUMMARY

**Client Name:** ENTHALPY ANALYTICAL **Project:** EO-547508 **Work Order:** 2511K18
**Client Contact:** Zach Barker **QC Level:** LEVEL 2
**Contact's Email:** zach.barker@enthalpy.com **Comments:** **Date Logged:** 11/26/2025

☐ WaterTrax ☐ CLIP ☐ EDF ☑ Excel ☐ EQuIS ☑ Email ☐ HardCopy ☐ ThirdParty ☐ J-flag

| LabID | ClientSampID | Matrix | Test Name | Cont./ Comp. | Bottle & Preservative | U** | Head Space | Dry-Weight | Collection Date & Time | TAT | Test Due Date | Sediment Content | Hold | Sub Out |
|---|---|---|---|---|---|---|---|---|---|---|---|---|---|---|
| 001A | SOUTH | Water | E8151A (Chlorinated Herbicides) | 1 | 1LA Narrow Mouth, Unpres | ☐ | ☐ | ☐ | 11/20/2025 14:15 | 5 days | 12/5/2025 | Present | ☐ | ☐ |
| 001B | SOUTH | Water | RSK175 (CO2) | 2 | VOA, Unpres | ☐ | ☐ | ☐ | 11/20/2025 14:15 | 5 days | 12/5/2025 | Present | ☐ | ☐ |

**NOTES: * STLC and TCLP extractions require 2 days to complete; therefore, all TATs begin after the extraction is completed (i.e., One-day TAT yields results in 3 days from sample submission).**

**- ISM prep requires 5 to 10 days to complete; therefore, all TATs begin after the extraction is completed (i.e., One-day TAT yields results in 6 to 11 days from sample submission). Due date listed on WO summary will not accurately reflect the time needed for sample preparation.**

**- Organic extracts are held for 40 days before disposal; Inorganic extract are held for 30 days.**

**- MAI assumes that all material present in the provided sampling container is considered part of the sample - MAI does not exclude any material from the sample prior to sample preparation unless requested in writing by the client.**

**U** = An unpreserved container was received for a method that suggests a preservation in order to extend hold time for analysis.**

**Cont./Comp. = Containers /Composites**

2511K18

ENTHALPY ANALYTICAL

931 West Barkley Ave
Orange, CA 92868
(714) 771-6900

Subcontract Laboratory:
McCampbell Analytical, Inc.
1534 Willow Pass Rd.
Pittsburg, CA 94565
ATTN: Quote ID: 252619
PO #: PO-079649

Enthalpy Order: EO-547508
PM: Zach Barker
Email: zach.barker@enthalpy.com
CC: incomingreports@enthalpy.com
Phone: (714) 771-6900

Results Due: Standard TAT
Report Level: II
Report To: MDL
EDDs: Standard Excel EDD

Notes:

| Sample ID | Collected | Lab ID | # Cont. | Matrix | Analysis Requested | Comment |
|---|---|---|---|---|---|---|
| SOUTH | 20-NOV-2025 14:15 | 547508-001 | 1 | Water | EPA 8151A Chlorinated Herbicides | |
| | | | 2 | Water | RSK-175 CO2 | |

| Notes: | Relinquished By: | Received By: |
|---|---|---|
| | | |
| | Date: 11-24-25 15:00 | Date: |
| | | |
| | Date: | Date: 11/24/25 0953 |
| | | |
| FEDEX:886365576170 | Date: | Date: |

McCampbell Analytical, Inc.
"When Quality Counts"
1534 Willow Pass Road, Pittsburg, CA 94565-1701
Toll Free Telephone: (877) 252-9262 / Fax: (925) 252-9269
http://www.mccampbell.com / E-mail: main@mccampbell.com

# Sample Receipt Checklist

| | | | |
|---|---|---|---|
| Client Name: | Enthalpy Analytical | Date and Time Received: | 11/26/2025 09:53 |
| Project: | EO-547508 | Date Logged: | 11/26/2025 |
| | | Received by: | Chyna Thomas |
| WorkOrder №: | 2511K18 Matrix: Water | Logged by: | Chyna Thomas |
| Carrier: | FedEx | | |

## Chain of Custody (COC) Information

| | | | | | | |
|---|---|---|---|---|---|---|
| Chain of custody present? | Yes | ☑ | No | ☐ | | |
| Chain of custody signed when relinquished and received? | Yes | ☑ | No | ☐ | | |
| Chain of custody agrees with sample labels? | Yes | ☑ | No | ☐ | | |
| Sample IDs noted by Client on COC? | Yes | ☑ | No | ☐ | | |
| Date and Time of collection noted by Client on COC? | Yes | ☑ | No | ☐ | | |
| Sampler's name noted on COC? | Yes | ☑ | No | ☐ | | |
| COC agrees with Quote? | Yes | ☑ | No | ☐ | NA | ☐ |
| COC quote NOT expired? | Yes | ☑ | No | ☐ | NA | ☐ |

## Sample Receipt Information

| | | | | | | |
|---|---|---|---|---|---|---|
| Custody seals intact on shipping container/cooler? | Yes | ☐ | No | ☐ | NA | ☑ |
| Custody seals intact on sample bottles? | Yes | ☐ | No | ☐ | NA | ☑ |
| Shipping container/cooler in good condition? | Yes | ☑ | No | ☐ | | |
| Samples in proper containers/bottles? | Yes | ☑ | No | ☐ | | |
| Sample containers intact? | Yes | ☑ | No | ☐ | | |
| Sufficient sample volume for indicated test? | Yes | ☑ | No | ☐ | | |

## Sample Preservation and Hold Time (HT) Information

| | | | | | | |
|---|---|---|---|---|---|---|
| All samples received within holding time? | Yes | ☑ | No | ☐ | NA | ☐ |
| Samples Received on Ice? | Yes | ☑ | No | ☐ | | |
| (Ice Type: WET ICE ) | | | | | | |
| Sample/Temp Blank temperature | Temp: 0.1°C | | | | NA | ☐ |
| ZHS conditional analyses: VOA meets zero headspace requirement (VOCs, TPHg/BTEX, RSK)? | Yes | ☐ | No | ☐ | NA | ☑ |
| Sample labels checked for correct preservation? | Yes | ☑ | No | ☐ | | |
| pH acceptable upon receipt (Metal: <2)? | Yes | ☐ | No | ☐ | NA | ☑ |

UCMR Samples:

| | | | | | | |
|---|---|---|---|---|---|---|
| pH tested and acceptable upon receipt (200.7: ≤2; 533: 6 - 8; 537.1: 6 - 8)? | Yes | ☐ | No | ☐ | NA | ☑ |
| Free Chlorine tested and acceptable upon receipt (<0.1mg/L) [not applicable to 200.7]? | Yes | ☐ | No | ☐ | NA | ☑ |

Comments:

**Laboratory Job Number 547508**

**Subcontracted Products**

**Pace Analytical - Mt. Juliet**

# ANALYTICAL REPORT

December 03, 2025



## Enthalpy Analytical - Berkeley, CA

| | |
|---|---|
| Sample Delivery Group: | L1921430 |
| Samples Received: | 11/22/2025 |
| Project Number: | |
| Description: | Chiquita Canyon Stormwater |

Report To:

Zach Barker
2323 Fifth Street
Berkeley, CA 94710

Entire Report Reviewed By:

Jennifer Gambill
Project Manager

Results relate only to the items tested or calibrated and are reported as rounded values. This test report shall not be reproduced, except in full, without written approval of the laboratory. Where applicable, sampling conducted by Pace Analytical National is performed per guidance provided in laboratory standard operating procedures ENV-SOP-MTJL-0067 and ENV-SOP-MTJL-0068. Where sampling conducted by the customer, results relate to the accuracy of the information provided, and as the samples are received.

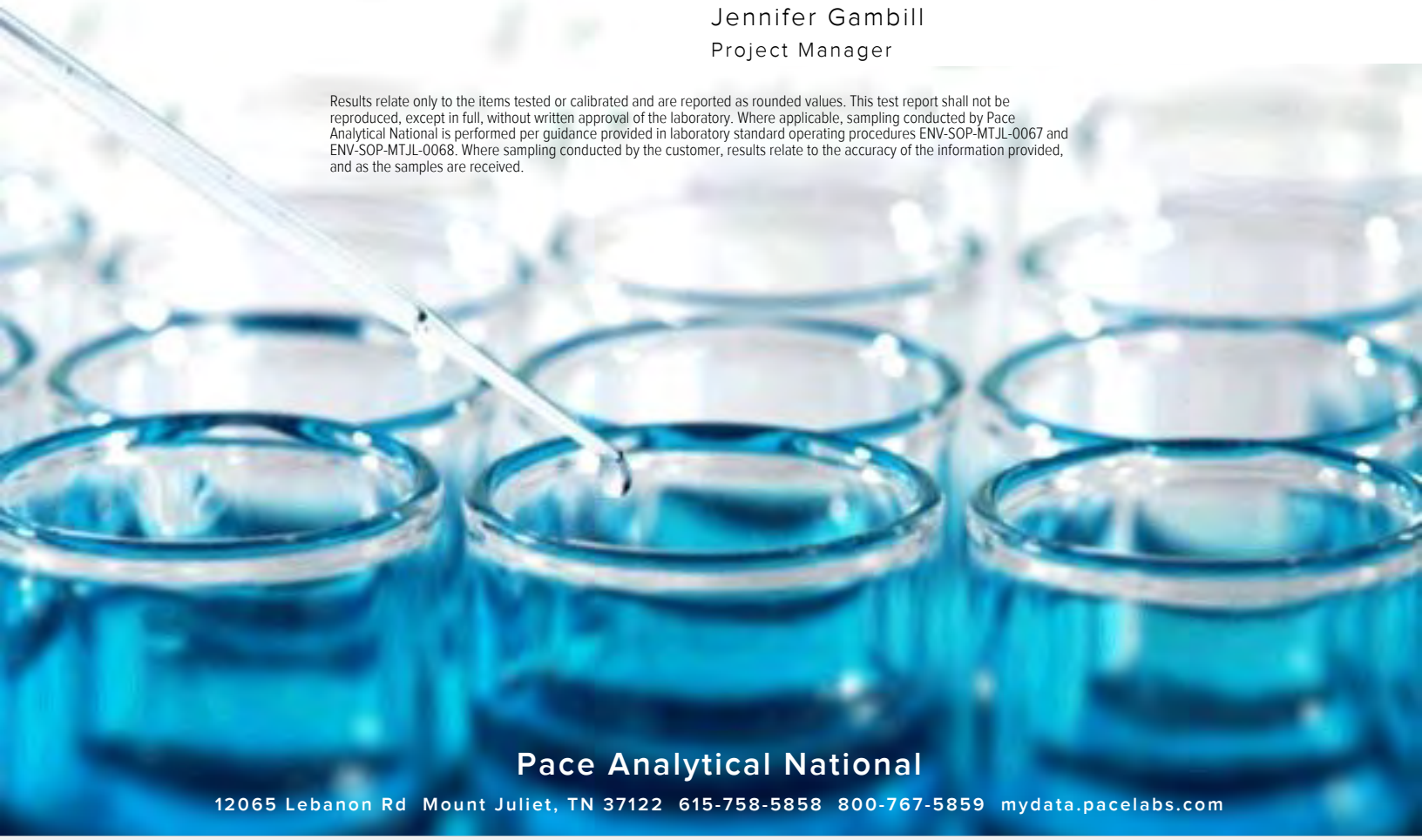

Pace Analytical National
12065 Lebanon Rd Mount Juliet, TN 37122 615-758-5858 800-767-5859 mydata.pacelabs.com

# TABLE OF CONTENTS


Cp: Cover Page 1

Tc: Table of Contents 2

Ss: Sample Summary 3

Cn: Case Narrative 4

Sr: Sample Results 5

SOUTH L1921430-01 5

Qc: Quality Control Summary 6

Semi Volatile Organic Compounds (GC/MS) by Method 625.1 6

Gl: Glossary of Terms 8

Al: Accreditations & Locations 9

Sc: Sample Chain of Custody 10

# SAMPLE SUMMARY

## SOUTH L1921430-01

| | | | Collected by | Collected date/time | Received date/time |
|---|---|---|---|---|---|
| | | | | 11/20/25 14:15 | 11/22/25 09:00 |

| Method | Batch | Dilution | Preparation date/time | Analysis date/time | Analyst | Location |
|---|---|---|---|---|---|---|
| Semi Volatile Organic Compounds (GC/MS) by Method 625.1 | WG2646145 | 1 | 11/25/25 06:26 | 11/28/25 16:25 | VDR | Mt. Juliet, TN |

# CASE NARRATIVE

All sample aliquots were received at the correct temperature, in the proper containers, with the appropriate preservatives, and within method specified holding times, unless qualified or notated within the report. Where applicable, all MDL (LOD) and RDL (LOQ) values reported for environmental samples have been corrected for the dilution factor used in the analysis. All Method and Batch Quality Control are within established criteria except where addressed in this case narrative, a non-conformance form or properly qualified within the sample results. By my digital signature below, I affirm to the best of my knowledge, all problems/anomalies observed by the laboratory as having the potential to affect the quality of the data have been identified by the laboratory, and no information or data have been knowingly withheld that would affect the quality of the data.



Jennifer Gambill
Project Manager

## Sample Delivery Group (SDG) Narrative

**An aliquot for analysis was taken from the original container received due to volume requirements of the laboratory's procedure. Rinsing of the original sample container for inclusion in the sample extraction was not performed.**

| Lab Sample ID | Project Sample ID | Method |
|---|---|---|
| L1921430-01 | SOUTH | 625.1 |

## Semi Volatile Organic Compounds (GC/MS) by Method 625.1

| Analyte | Result mg/l | Qualifier | MDL mg/l | RDL mg/l | Dilution | Analysis date / time | Batch |
|---|---|---|---|---|---|---|---|
| Alpha-Terpineol | 0.000406 | J J4 | 0.000405 | 0.0100 | 1 | 11/28/2025 16:25 | WG2646145 |
| *(S) Nitrobenzene-d5* | *61.9* | | | *15.0-314* | | *11/28/2025 16:25* | WG2646145 |
| *(S) 2-Fluorobiphenyl* | *84.5* | | | *22.0-127* | | *11/28/2025 16:25* | WG2646145 |
| *(S) p-Terphenyl-d14* | *89.2* | | | *29.0-141* | | *11/28/2025 16:25* | WG2646145 |
| *(S) Phenol-d5* | *33.0* | | | *8.00-424* | | *11/28/2025 16:25* | WG2646145 |
| *(S) 2-Fluorophenol* | *48.2* | | | *10.0-120* | | *11/28/2025 16:25* | WG2646145 |
| *(S) 2,4,6-Tribromophenol* | *97.5* | | | *10.0-153* | | *11/28/2025 16:25* | WG2646145 |

## Method Blank (MB)

(MB) R4307145-2 11/25/25 21:28

| Analyte | MB Result mg/l | MB Qualifier | MB MDL mg/l | MB RDL mg/l |
|---|---|---|---|---|
| Alpha-Terpineol | U | | 0.000405 | 0.0100 |
| *(S) Nitrobenzene-d5* | *110* | | | *15.0-314* |
| *(S) 2-Fluorobiphenyl* | *72.2* | | | *22.0-127* |
| *(S) p-Terphenyl-d14* | *71.6* | | | *29.0-141* |
| *(S) Phenol-d5* | *20.2* | | | *8.00-424* |
| *(S) 2-Fluorophenol* | *32.9* | | | *10.0-120* |
| *(S) 2,4,6-Tribromophenol* | *66.0* | | | *10.0-153* |

## Method Blank (MB)

(MB) R4308802-2 11/26/25 16:47

| Analyte | MB Result mg/l | MB Qualifier | MB MDL mg/l | MB RDL mg/l |
|---|---|---|---|---|
| Alpha-Terpineol | U | | 0.000405 | 0.0100 |

## Laboratory Control Sample (LCS)

(LCS) R4307145-1 11/25/25 21:06

| Analyte | Spike Amount mg/l | LCS Result mg/l | LCS Rec. % | Rec. Limits % | LCS Qualifier |
|---|---|---|---|---|---|
| Alpha-Terpineol | 0.0500 | 0.0685 | 137 | 30.0-120 | J4 |
| *(S) Nitrobenzene-d5* | | | *112* | *15.0-314* | |
| *(S) 2-Fluorobiphenyl* | | | *83.0* | *22.0-127* | |
| *(S) p-Terphenyl-d14* | | | *76.9* | *29.0-141* | |
| *(S) Phenol-d5* | | | *26.9* | *8.00-424* | |
| *(S) 2-Fluorophenol* | | | *36.1* | *10.0-120* | |
| *(S) 2,4,6-Tribromophenol* | | | *92.0* | *10.0-153* | |

## Laboratory Control Sample (LCS)

(LCS) R4308802-1 11/26/25 16:30

| Analyte | Spike Amount mg/l | LCS Result mg/l | LCS Rec. % | Rec. Limits % | LCS Qualifier |
|---|---|---|---|---|---|
| Alpha-Terpineol | 0.0500 | 0.0343 | 68.6 | 30.0-120 | |

## L1921430-01 Original Sample (OS) • Matrix Spike (MS) • Matrix Spike Duplicate (MSD)

(OS) L1921430-01 11/28/25 16:25 • (MS) R4307623-1 11/28/25 16:46 • (MSD) R4307623-2 11/28/25 17:07

| Analyte | Spike Amount mg/l | Original Result mg/l | MS Result mg/l | MSD Result mg/l | MS Rec. % | MSD Rec. % | Dilution | Rec. Limits % | MS Qualifier | MSD Qualifier | RPD % | RPD Limits % |
|---|---|---|---|---|---|---|---|---|---|---|---|---|
| Alpha-Terpineol | 0.0500 | 0.000406 | 0.0243 | 0.0256 | 48.6 | 51.2 | 1 | 30.0-120 | | | 5.21 | 30 |
| *(S) Nitrobenzene-d5* | | | | | *50.3* | *58.7* | | *15.0-314* | | | | |
| *(S) 2-Fluorobiphenyl* | | | | | *74.9* | *78.8* | | *22.0-127* | | | | |
| *(S) p-Terphenyl-d14* | | | | | *76.4* | *79.1* | | *29.0-141* | | | | |
| *(S) Phenol-d5* | | | | | *23.2* | *28.2* | | *8.00-424* | | | | |
| *(S) 2-Fluorophenol* | | | | | *36.2* | *37.4* | | *10.0-120* | | | | |
| *(S) 2,4,6-Tribromophenol* | | | | | *94.0* | *107* | | *10.0-153* | | | | |

## Guide to Reading and Understanding Your Laboratory Report

The information below is designed to better explain the various terms used in your report of analytical results from the Laboratory. This is not intended as a comprehensive explanation, and if you have additional questions please contact your project representative.

Results Disclaimer - Information that may be provided by the customer, and contained within this report, include Permit Limits, Project Name, Sample ID, Sample Matrix, Sample Preservation, Field Blanks, Field Spikes, Field Duplicates, On-Site Data, Sampling Collection Dates/Times, and Sampling Location. Results relate to the accuracy of this information provided, and as the samples are received.

## Abbreviations and Definitions

| | |
|---|---|
| MDL | Method Detection Limit. |
| RDL | Reported Detection Limit. |
| Rec. | Recovery. |
| RPD | Relative Percent Difference. |
| SDG | Sample Delivery Group. |
| (S) | Surrogate (Surrogate Standard) - Analytes added to every blank, sample, Laboratory Control Sample/Duplicate and Matrix Spike/Duplicate; used to evaluate analytical efficiency by measuring recovery. Surrogates are not expected to be detected in all environmental media. |
| U | Not detected at the Reporting Limit (or MDL where applicable). |
| Analyte | The name of the particular compound or analysis performed. Some Analyses and Methods will have multiple analytes reported. |
| Dilution | If the sample matrix contains an interfering material, the sample preparation volume or weight values differ from the standard, or if concentrations of analytes in the sample are higher than the highest limit of concentration that the laboratory can accurately report, the sample may be diluted for analysis. If a value different than 1 is used in this field, the result reported has already been corrected for this factor. |
| Limits | These are the target % recovery ranges or % difference value that the laboratory has historically determined as normal for the method and analyte being reported. Successful QC Sample analysis will target all analytes recovered or duplicated within these ranges. |
| Original Sample | The non-spiked sample in the prep batch used to determine the Relative Percent Difference (RPD) from a quality control sample. The Original Sample may not be included within the reported SDG. |
| Qualifier | This column provides a letter and/or number designation that corresponds to additional information concerning the result reported. If a Qualifier is present, a definition per Qualifier is provided within the Glossary and Definitions page and potentially a discussion of possible implications of the Qualifier in the Case Narrative if applicable. |
| Result | The actual analytical final result (corrected for any sample specific characteristics) reported for your sample. If there was no measurable result returned for a specific analyte, the result in this column may state “ND” (Not Detected) or “BDL” (Below Detectable Levels). The information in the results column should always be accompanied by either an MDL (Method Detection Limit) or RDL (Reporting Detection Limit) that defines the lowest value that the laboratory could detect or report for this analyte. |
| Uncertainty (Radiochemistry) | Confidence level of 2 sigma. |
| U (Radiochemistry) | Result + Error < MDA. |
| J (Radiochemistry) | Result < MDA; Result + Error > MDA. |
| Case Narrative (Cn) | A brief discussion about the included sample results, including a discussion of any non-conformances to protocol observed either at sample receipt by the laboratory from the field or during the analytical process. If present, there will be a section in the Case Narrative to discuss the meaning of any data qualifiers used in the report. |
| Quality Control Summary (Qc) | This section of the report includes the results of the laboratory quality control analyses required by procedure or analytical methods to assist in evaluating the validity of the results reported for your samples. These analyses are not being performed on your samples typically, but on laboratory generated material. |
| Sample Chain of Custody (Sc) | This is the document created in the field when your samples were initially collected. This is used to verify the time and date of collection, the person collecting the samples, and the analyses that the laboratory is requested to perform. This chain of custody also documents all persons (excluding commercial shippers) that have had control or possession of the samples from the time of collection until delivery to the laboratory for analysis. |
| Sample Results (Sr) | This section of your report will provide the results of all testing performed on your samples. These results are provided by sample ID and are separated by the analyses performed on each sample. The header line of each analysis section for each sample will provide the name and method number for the analysis reported. |
| Sample Summary (Ss) | This section of the Analytical Report defines the specific analyses performed for each sample ID, including the dates and times of preparation and/or analysis. |

| Qualifier | Description |
|---|---|
| J | The identification of the analyte is acceptable; the reported value is an estimate. |
| J4 | The associated batch QC was outside the established quality control range for accuracy. |

# ACCREDITATIONS & LOCATIONS

## Pace Analytical National 12065 Lebanon Rd Mount Juliet, TN 37122

| | | | |
|---|---|---|---|
| Alabama | 40660 | Nebraska | NE-OS-15-05 |
| Alaska | 17-026 | Nevada | TN000032021-1 |
| Arizona | AZ0612 | New Hampshire | 2975 |
| Arkansas | 88-0469 | New Jersey–NELAP | TN002 |
| California | 2932 | New Mexico [1] | TN00003 |
| Colorado | TN00003 | New York | 11742 |
| Connecticut | PH-0197 | North Carolina | Env375 |
| Florida | E87487 | North Carolina [1] | DW21704 |
| Georgia | NELAP | North Carolina [3] | 41 |
| Georgia [1] | 923 | North Dakota | R-140 |
| Idaho | TN00003 | Ohio–VAP | CL0069 |
| Illinois | 200008 | Oklahoma | 9915 |
| Indiana | C-TN-01 | Oregon | TN200002 |
| Iowa | 364 | Pennsylvania | 68-02979 |
| Kansas | E-10277 | Rhode Island | LAO000356 |
| Kentucky [1 6] | KY90010 | South Carolina | 84004002 |
| Kentucky [2] | 16 | South Dakota | n/a |
| Louisiana | AI30792 | Tennessee [1 4] | 2006 |
| Louisiana | LA018 | Texas | T104704245-20-18 |
| Maine | TN00003 | Texas [5] | LAB0152 |
| Maryland | 324 | Utah | TN000032021-11 |
| Massachusetts | M-TN003 | Vermont | VT2006 |
| Michigan | 9958 | Virginia | 110033 |
| Minnesota | 047-999-395 | Washington | C847 |
| Mississippi | TN00003 | West Virginia | 233 |
| Missouri | 340 | Wisconsin | 998093910 |
| Montana | CERT0086 | Wyoming | A2LA |
| A2LA – ISO 17025 | 1461.01 | AIHA-LAP,LLC EMLAP | 100789 |
| A2LA – ISO 17025 [5] | 1461.02 | DOD | 1461.01 |
| Canada | 1461.01 | USDA | P330-15-00234 |
| EPA–Crypto | TN00003 | | |

[1] Drinking Water [2] Underground Storage Tanks [3] Aquatic Toxicity [4] Chemical/Microbiological [5] Mold [6] Wastewater n/a Accreditation not applicable

* Not all certifications held by the laboratory are applicable to the results reported in the attached report.

* Accreditation is only applicable to the test methods specified on each scope of accreditation held by Pace Analytical.

ENTHALPY ANALYTICAL
931 West Barkley Ave
Orange, CA 92868
(714) 771-6900

**F097**

Subcontract Laboratory:
Pace Analytical - Mt. Juliet
12065 Lebanon Road
Mt. Juliet, TN 37122
ATTN: Jennifer Gambill
PO #: Required, to be sent via email

Enthalpy Order: EO-547508
PM: Zach Barker
Email: zach.barker@enthalpy.com
CC: incomingreports@enthalpy.com
Phone: (714) 771-6900

Results Due: Standard TAT
Report Level: II
Report To: MDL
EDDs:

L921430

Notes:
Chiquita Canyon Stormwater

| Sample ID | Collected | Lab ID | # Cont. | Matrix | Analysis Requested | Comment |
|---|---|---|---|---|---|---|
| SOUTH | 20-NOV-2025 14:15 | 547508-001 | 1 | Water | EPA 625.1 Alpha Terpineol | Report alpha-terpineol only |

-01

| Notes: | Relinquished By: | Received By: |
|---|---|---|
| | [signature] | CRODERO |
| | Date: 11.21.25 15.08 | Date: 11.22.25 0900 |
| | EDT 11.22.25 0900 | |
| | Date: | Date: |
| | | |
| | Date: | Date: |

8862 8820 9042

Sample Receipt Checklist 2.1 ±0.2.1 TLA97

| | | | |
|---|---|---|---|
| COC Seal Present/Intact: | Y N NP | If Applicable | |
| COC Signed/Accurate: | Y N | VOA Zero Headspace: | Y N |
| Bottles arrive intact: | Y N | Pres. Correct/Check: | Y N |
| Correct bottles used: | Y N | | |
| Sufficient volume sent: | Y N | Condition: NCF | OK |
| RA Screen <0.5 mR/hr: | Y N | | |

Enthalpy Analytical
931 West Barkley Ave
Orange, CA 92868
(714) 771-6900

enthalpy.com

Lab Job Number : 549730
Report Level : II
Report Date : 01/20/2026

**Analytical Report** *prepared for:*

Kate Logan
Waste Connections
Chiquita Canyon Landfill
29201 Henry Mayo Drive
Castaic, CA 91384

Project: CCLF STORMWATER - Chiquita Canyon Stormwater

*Authorized for release by:*



David Tripp, Project Manager
657-581-4710
david.tripp@enthalpy.com

This data package has been reviewed for technical correctness and completeness. Release of this data has been authorized by the Laboratory Manager or the Manager's designee, as verified by the above signature which applies to this PDF file as well as any associated electronic data deliverable files. The results contained in this report meet all requirements of NELAP and pertain only to those samples which were submitted for analysis. This report may be reproduced only in its entirety.

CA ELAP# 1338, CA ELAP #1338-S1, NELAP# 4038, SCAQMD LAP# 18LA0518, LACSD ID# 10105, ORELAP# 4197

ENTHALPY ANALYTICAL

# Sample Summary

| | | |
|---|---|---|
| Kate Logan<br>Waste Connections<br>Chiquita Canyon Landfill<br>29201 Henry Mayo Drive<br>Castaic, CA 91384 | Lab Job #:<br>Project No:<br>Location:<br>Date Received: | 549730<br>CCLF STORMWATER<br>Chiquita Canyon Stormwater<br>12/24/25 |

| Sample ID | Lab ID | Collected | Matrix |
|---|---|---|---|
| SOUTH BASIN - WESTERN INLET | 549730-001 | 12/24/25 07:25 | Water |
| SOUTH BASIN - EASTERN INLET | 549730-002 | 12/24/25 08:10 | Water |

ENTHALPY ANALYTICAL

# Case Narrative

| | |
|---|---|
| Waste Connections<br>Chiquita Canyon Landfill<br>29201 Henry Mayo Drive<br>Castaic, CA 91384<br>Kate Logan | Lab Job Number: 549730<br>Project No: CCLF STORMWATER<br>Location: Chiquita Canyon Stormwater<br>Date Received: 12/24/25 |

This data package contains sample and QC results for two water samples, requested for the above referenced project on 12/24/25. The samples were received in good condition.

**Volatile Organics by GC/MS (EPA 8260B):**

- Low recoveries were observed for a number of analytes in the MS/MSD for batch 391133; the parent sample was not a project sample, the BS/BSD were within limits, and the associated RPDs were within limits.
- SOUTH BASIN - WESTERN INLET (lab # 549730-001) and SOUTH BASIN - EASTERN INLET (lab # 549730-002) had pH greater than 2.
- No other analytical problems were encountered.

**Semivolatile Organics by GC/MS (EPA 8270C):**
No analytical problems were encountered.

**Semivolatile Organics by GC/MS (EPA 625.1):**

- Low surrogate recovery was observed for 2-fluorobiphenyl in SOUTH BASIN - WESTERN INLET (lab # 549730-001).
- Low surrogate recovery was observed for terphenyl-d14 in SOUTH BASIN - WESTERN INLET (lab # 549730-001).
- No other analytical problems were encountered.

**Semivolatile Organics by GC/MS SIM (EPA 8270C-SIM):**
No analytical problems were encountered.

**Pesticides (EPA 8081A):**
No analytical problems were encountered.

**Total Organic Carbon by IR (SM 5310B):**
No analytical problems were encountered.

**PCBs (EPA 8082):**
No analytical problems were encountered.

**Metals (EPA 200.7, EPA 200.8, and EPA 245.1):**

- Boron was detected above the RL in the method blank for batch 390998; this analyte was detected in samples at a level at least 10 times that of the blank. Tin was detected between the MDL and the RL in the method blank for batch 390998; this analyte was not detected in samples at or above the RL.
- No other analytical problems were encountered.

**Ion Chromatography (EPA 300.0):**
No analytical problems were encountered.

**Conductivity (SM2510B):**
No analytical problems were encountered.

**Total Oil & Grease (HEM) (EPA 1664A):**

- Matrix spikes were not performed for this analysis due to insufficient sample volume.
- No analytical problems were encountered.

**Total Phenolics (EPA 420.1):**
No analytical problems were encountered.

**Alkalinity (SM2320B):**
No analytical problems were encountered.

**Sulfide (SM 4500-S2-D):**
No analytical problems were encountered.

**Total Dissolved Solids (TDS) (SM2540C):**

- High RPD was observed for total dissolved solids in the SDUP of SOUTH BASIN - WESTERN INLET (lab # 549730-001).
- No other analytical problems were encountered.

**Total Suspended Solids (TSS) (SM2540D):**
No analytical problems were encountered.

**Chemical Oxygen Demand (SM5220D):**
No analytical problems were encountered.

**Biochemical Oxygen Demand (SM5210B):**
No analytical problems were encountered.

**Turbidity (SM2130B):**
No analytical problems were encountered.

**Cyanide - Semi-Automated Method (SM 4500-CN-E and SM 4500-CN-E):**

- High RPD was observed for cyanide in the MS/MSD for batch 391320; the parent sample was not a project sample, and this analyte was not detected at or above the RL in the associated samples.
- No other analytical problems were encountered.

**Coliform - 9221 Tests (SM 9221B and SM 9221F):**
No analytical problems were encountered.

**Ammonia and TKN- Semi-Automated Method (SM 4500-NH3-G):**
No analytical problems were encountered.

**Organophosphorus Pesticides (EPA 8141A):**
Pace Laboratories in Bakersfield, CA performed the analysis (see sublab report section for certifications). Please see the Pace Laboratories case narrative.

**8151A Chlorinated Herbicides (EPA 8151A):**
McCampbell Analytical, Inc. in Pittsburg, CA performed the analysis (NELAP certified). Please see the McCampbell Analytical, Inc. case narrative.

**RSK-175 CO2 (RSK-175):**
McCampbell Analytical, Inc. in Pittsburg, CA performed the analysis (see sublab report section for certifications). Please see the McCampbell Analytical, Inc. case narrative.

**Dioxins & Furans (EPA 8290):**

Enthalpy - El Dorado Hills in El Dorado Hills, CA performed the analysis (see sublab report section for certifications). Please see the Enthalpy - El Dorado Hills case narrative.

Login 549730

EA

931 W. Barkley Avenue, Orange, CA 92868

Phone 714-771-6900

# Chain of Custody Record

Lab No: 54973J

Page: 1 of 3

## Turn Around Time (rush by advanced notice only)

| Standard: | X | 5 Day: | | 3 Day: | |
|---|---|---|---|---|---|
| 2 Day: | | 1 Day: | | Custom TAT: | |

**Matrix:** A = Air S = Soil/Solid W = Water DW = Drinking Wate SD = Sediment PP = Pure Product SEA = Sea Water SW = Swab T = Tissue WP = Wipe O = Other

**Preservatives:** 1 = $Na_2S_2O_3$ 2 = HCl 3 = $HNO_3$ 4 = $H_2SO_4$ 5 = NaOH 6 = Other

**Sample Receipt Temp:** (lab use only)

| CUSTOMER INFORMATION | | PROJECT INFORMATION | |
|---|---|---|---|
| Company: | Chiquita Canyon, LLC | Name: | SW - Inlets |
| Report To: | Kate Logan | Number: | |
| Email: | kate.logan@wasteconnections.com | P.O. #: | |
| Address: | 29201 Henry Mayo Drive | Address: | 29201 Henry Mayo Drive |
| | Castaic, CA 91384 | | Castaic, CA 91384 |
| Phone: | 682-559-3880 | Global ID: | |
| Fax: | | Sampled By: | CH, GA |

| | Sample ID | Sampling Date | Sampling Time | Matrix | Container No. / Size | Pres. | 200.7/200.8 Metals (see comments) | 245.1 Mercury | 4500-CN-E Cyanide | 8081 Pesticides / 8082 PCBs | 8141 Organophosphorous Pesticides | 8151 Herbicides | 8260 VOCs | 8260 Acrolein/Acrylonitrile | 8270C | 8290 2,3,7,8-TCDD | Test Instructions / Comments |
|---|---|---|---|---|---|---|---|---|---|---|---|---|---|---|---|---|---|
| 1 | South Basin - Western Inlet | 12/24/25 | 0725 | W | 31 | 6,2,4,1 | X | X | X | X | X | X | X | X | X | X | Temp: 16.7°C, pH 8.77 |
| 2 | South Basin - Eastern Inlet | 12/24/25 | 0810 | W | 31 | 6,2,4,1 | X | X | X | X | X | X | X | X | X | X | Temp: 16.9°C, pH 8.34 |
| 3 | | | | | | | | | | | | | | | | | |
| 4 | | | | | | | | | | | | | | | | | |
| 5 | | | | | | | | | | | | | | | | | |
| 6 | | | | | | | | | | | | | | | | | |
| 7 | | | | | | | | | | | | | | | | | |
| 8 | | | | | | | | | | | | | | | | | |
| 9 | | | | | | | | | | | | | | | | | |
| 10 | | | | | | | | | | | | | | | | | |

**Analysis Request**

**Test Instructions / Comments**

200.8 - Ag, As, B, Ba, Be, Cd, Co, Cr, Cu, Ni, Mn, Pb, Sb, Se, Sn, Tl, V, Zn
200.7 - Fe, Ca, K, Mg, Na

Additional email recipients:
matt.breuer@wasteconnections.com
stormwater@wasteconnections.com
tmb@swteng.com
aav@swteng.com

Direct invoices to:
Maribel Bolanos
(661) 257-3665

| | Signature | Print Name | Company / Title | Date / Time |
|---|---|---|---|---|
| 1 Relinquished By: | | G. Alvarenga | GTH | 12/24/25 12:00 |
| 1 Received By: | | JXR | EA | 12/24/25 1200 |
| 2 Relinquished By: | | | | |
| 2 Received By: | | | | |
| 3 Relinquished By: | | | | |
| 3 Received By: | | | | |

06.10.9

# ENTHALPY ANALYTICAL

## Chain of Custody Record

Lab No: 549730

Page: 2 of 3

**Turn Around Time (rush by advanced notice only)**

| Standard: | X | 5 Day: | | 3 Day: | |
|---|---|---|---|---|---|
| 2 Day: | | 1 Day: | | Custom TAT: | |


**Enthalpy Analytical - Orange**

931 W. Barkley Avenue, Orange, CA 92868

Phone 714-771-6900


**Matrix:** A = Air S = Soil/Solid W = Water DW = Drinking Wate SD = Sediment PP = Pure Product SEA = Sea Water SW = Swab T = Tissue WP = Wipe O = Other

**Preservatives:** 1 = $Na_2S_2O_3$ 2 = HCl 3 = $HNO_3$ 4 = $H_2SO_4$ 5 = NaOH 6 = Other

**Sample Receipt Temp:** (lab use only)

| CUSTOMER INFORMATION | | PROJECT INFORMATION | |
|---|---|---|---|
| Company: | Chiquita Canyon, LLC | Name: | SW - Inlets |
| Report To: | Kate Logan | Number: | |
| Email: | kate.logan@wasteconnections.com | P.O. #: | |
| Address: | 29201 Henry Mayo Drive | Address: | 29201 Henry Mayo Drive |
| | Castaic, CA 91384 | | Castaic, CA 91384 |
| Phone: | 682-559-3880 | Global ID: | |
| Fax: | | Sampled By: | CH, GA |

| | Sample ID | Sampling Date | Sampling Time | Matrix | Container No. / Size | Pres. | SM4500-S2-D Total Sulfide | 420.1 Total Phenolics | 1664A Oil and Grease | 9221B Tota Coliform | 9221F E. Coli | 300.0 Cl, Br, Fl, NO3, NO2, SO4 | 2540D TSS | 5310B TOC | 8270 SIM 1,4-Dioxane | SM2320B Alkalinity | Test Instructions / Comments |
|---|---|---|---|---|---|---|---|---|---|---|---|---|---|---|---|---|---|
| 1 | South Basin - Western Inlet | 12/24/25 | 0725 | W | 31 | 6,2,4,1 | X | X | X | X | X | X | X | X | X | X | Temp: 16.7°C, pH 8.77 |
| 2 | South Basin - Eastern Inlet | 12/24/25 | 0810 | W | 31 | 6,2,4,1 | X | X | X | X | X | X | X | X | X | X | Temp: 16.9°C, pH 8.34 |
| 3 | | | | | | | | | | | | | | | | | |
| 4 | | | | | | | | | | | | | | | | | |
| 5 | | | | | | | | | | | | | | | | | |
| 6 | | | | | | | | | | | | | | | | | |
| 7 | | | | | | | | | | | | | | | | | |
| 8 | | | | | | | | | | | | | | | | | |
| 9 | | | | | | | | | | | | | | | | | |
| 10 | | | | | | | | | | | | | | | | | |

**Additional email recipients:**
matt.breuer@wasteconnections.com
stormwater@wasteconnections.com
tmb@swteng.com
aav@swteng.com

**Direct invoices to:**
Maribel Bolanos
(661) 257-3665

| | Signature | Print Name | Company / Title | Date / Time |
|---|---|---|---|---|
| 1 Relinquished By: | | C. Hargrove | CTEH | 12/24/25 12:00 |
| 1 Received By: | | JKE | EA | 12/24/25 1200 |
| 2 Relinquished By: | | | | |
| 2 Received By: | | | | |
| 3 Relinquished By: | | | | |
| 3 Received By: | | | | |

# ENTHALPY ANALYTICAL

## Chain of Custody Record

Lab No: 549730

Page: 3 of 3

**Turn Around Time (rush by advanced notice only)**

| Standard: | X | 5 Day: | | 3 Day: | |
|---|---|---|---|---|---|
| 2 Day: | | 1 Day: | | Custom TAT: | |


**Enthalpy Analytical - Orange**

931 W. Barkley Avenue, Orange, CA 92868

Phone 714-771-6900


**Matrix:** A = Air S = Soil/Solid W = Water DW = Drinking Wate SD = Sediment PP = Pure Product SEA = Sea Water SW = Swab T = Tissue WP = Wipe O = Other

**Preservatives:** 1 = $Na_2S_2O_3$ 2 = HCl 3 = $HNO_3$ 4 = $H_2SO_4$ 5 = NaOH 6 = Other

**Sample Receipt Temp:** (lab use only)

| CUSTOMER INFORMATION | | PROJECT INFORMATION | |
|---|---|---|---|
| Company: | Chiquita Canyon, LLC | Name: | SW - Inlets |
| Report To: | Kate Logan | Number: | |
| Email: | kate.logan@wasteconnections.com | P.O. #: | |
| Address: | 29201 Henry Mayo Drive | Address: | 29201 Henry Mayo Drive |
| | Castaic, CA 91384 | | Castaic, CA 91384 |
| Phone: | 682-559-3880 | Global ID: | |
| Fax: | | Sampled By: | CH, GA |

| | Sample ID | Sampling Date | Sampling Time | Matrix | Container No. / Size | Pres. | SM5220D Chemical Oxygen Demand | SM2510B Specific Conductance | RSK-175 Carbon Dioxide | 2540E TDS | SM2130B Turbidity | 350.1 Ammonia | 625.1 - See Comments | 625.1 Alpha-Terpineol | SM5210B BOD | | Test Instructions / Comments |
|---|---|---|---|---|---|---|---|---|---|---|---|---|---|---|---|---|---|
| 1 | South Basin - Western Inlet | 12/24/25 | 0725 | W | 31 | 6,2,4,1 | X | X | X | X | X | X | X | X | X | X | Temp: 16.7°C, pH 8.77 |
| 2 | South Basin - Eastern Inlet | 12/24/25 | 0810 | W | 31 | 6,2,4,1 | X | X | X | X | X | X | X | X | X | X | Temp: 16.9°C, pH 8.34 |
| 3 | | | | | | | | | | | | | | | | | |
| 4 | | | | | | | | | | | | | | | | | |
| 5 | | | | | | | | | | | | | | | | | |
| 6 | | | | | | | | | | | | | | | | | |
| 7 | | | | | | | | | | | | | | | | | |
| 8 | | | | | | | | | | | | | | | | | |
| 9 | | | | | | | | | | | | | | | | | |
| 10 | | | | | | | | | | | | | | | | | |

**Analysis Request**

**Test Instructions / Comments**

**625.1 - Benzoic Acid, Pyridine, Phenol, 2-methylphenol, 3,4-methylphenol, Cresol, Naphthalene, alpha-terpineol**

**Additional email recipients:**
**matt.breuer@wasteconnections.com**
**stormwater@wasteconnections.com**
**tmb@swteng.com**
**aav@swteng.com**

**Direct invoices to:**
**Maribel Bolanos**
**(661) 257-3665**

| | Signature | Print Name | Company / Title | Date / Time |
|---|---|---|---|---|
| [1] Relinquished By: | | G. Alvarenga | CRH | 12/24/25 12:00 |
| [1] Received By: | | JKS | EA | 12/24/25 1200 |
| [2] Relinquished By: | | | | |
| [2] Received By: | | | | |
| [3] Relinquished By: | | | | |
| [3] Received By: | | | | |

06.19.8

# SAMPLE RECEIPT CHECKLIST

**Section 1: General Info**

Date Received: 12/24/2025 WO# 549730 Client: Chiyuta Canyon LLC

**Section 2: Shipping / Custody** **Are custody seals present?** ☐ Yes ☑ No

Custody seals intact on arrival? ☑ N/A ☐ Yes ☐ No ☐ On cooler / box ☐ On samples

☐ Courier ☑ Walk-In ☐ Field Sampling ☐ Shipping Info: _____

**Section 3a: Condition / Packaging** ☐ **Outside 0.0 - 6.0°C (0.0 - 10.0°C for microbiology) (PM notified)**

Date Opened 12/24/25 By (initials) JXR / AGR Type of ice used: ☑ Wet ☐ Blue/Gel ☐ None

☐ Samples received on ice directly from the field; cooling process had begun. (if checked, skip temperatures)

☐ Sample matrix doesn't require cooling (e.g. air, bulk PCB). (if checked, skip temperatures)

If no cooler: Observed/Adjusted Temp (°C): _____ / _____ Thermometer/IR Gun: IR10 CF: +0.2

Cooler Temp (°C) #1: 1.0 / 1.2 #2: 0.8 / 1.0 #3: 3.1 / 3.3 #4: 2.8 / 3.0 #5: 1.7 / 1.9 #6: 2.9 / 3.1

**Section 3b: Microbiology Samples** ☐ **No microbiology samples submitted (skip 3b)**

☑ Within temp range 0.0 - 10.0°C or received on ice directly from field.

☑ Adequate headspace for microbiology analysis.

**Section 3c: Air Samples** ☑ **No air samples submitted (skip 3c)**

☐ 1.4L Canisters ☐ 6L Canisters ☐ Tedlar Bags ☐ MCE Cassettes ☐ Sorbent Tubes ☐ Other_____

| **Section 4: Containers / Labels / Samples** | YES | NO | N/A |
|---|---|---|---|
| 1) Were custody papers present, filled properly, and legible? | ✓ | | |
| 2) Is the sampler's name present on the CoC? | ✓ | | |
| 3) Were containers received in good condition (unbroken / unopened / uncompromised)? | ✓ | | |
| 4) Were the samples bagged? (required for microbiology samples; recommended for soil samples) ① | ✓ | | ✓ ① |
| 5) Were all of, and only, the correct samples received? | ✓ | | |
| 6) Are sample labels present, legible, and in agreement with the CoC? | ✓ | | |
| 7) Does the container count match the CoC? | ✓ | | |
| 8) Was sufficient sample volume / mass received for the analyses requested? | ✓ | | |
| 9) Were samples received in proper containers for the analyses requested? | ✓ | | |
| 10) Were samples received with > 1/2 holding time remaining? ② | ✗ | ✓ | |
| 11) Are samples properly preserved as indicated by CoC / labels? | ✓ | | |
| 12) Unpreserved VOAs received - If necessary, was the hold time changed in LIMS? | | | ✓ |
| 13) Are VOA vials free from headspace/bubbles > 6mm? | ✓ | | |

**Section 5: Explanations / Comments**

(If no comments are made, then no discrepancies noted.)

① GCK 12/24/25 ② GCK 12/24/25 : half hold left.

☐ **No additional discrepancies**

**Date Logged** 12/24/25 **By (print)** GCK **(sign)** _____

**Date Labeled** 12/24/25 **By (print)** AGR / GCK **(sign)** _____

ENTHALPY ANALYTICAL

# Analysis Results for 549730

Kate Logan
Waste Connections
Chiquita Canyon Landfill
29201 Henry Mayo Drive
Castaic, CA 91384

Lab Job #: 549730
Project No: CCLF STORMWATER
Location: Chiquita Canyon Stormwater
Date Received: 12/24/25

**Sample ID:** SOUTH BASIN - WESTERN INLET | **Lab ID:** 549730-001 | **Matrix:** Water | **Collected:** 12/24/25 07:25

| 549730-001 Analyte | Result | Qual | Units | RL | MDL | DF | Batch | Prepared | Analyzed | Chemist |
|---|---|---|---|---|---|---|---|---|---|---|
| Method: EPA 1664A<br>Prep Method: METHOD | | | | | | | | | | |
| Total Oil and Grease | ND | | mg/L | 5.1 | 0.99 | 1 | 391198 | 12/29/25 | 12/30/25 | JAG |
| Method: EPA 200.7<br>Prep Method: EPA 3015A | | | | | | | | | | |
| Calcium | **110** | | mg/L | 0.10 | 0.0095 | 1 | 391061 | 12/26/25 | 12/26/25 | CAP |
| Iron | **68** | | mg/L | 0.50 | 0.17 | 10 | 391061 | 12/26/25 | 12/26/25 | CAP |
| Magnesium | **34** | | mg/L | 0.10 | 0.017 | 1 | 391061 | 12/26/25 | 12/26/25 | CAP |
| Potassium | **32** | | mg/L | 0.50 | 0.20 | 1 | 391061 | 12/26/25 | 12/26/25 | CAP |
| Sodium | **46** | | mg/L | 0.50 | 0.017 | 1 | 391061 | 12/26/25 | 12/26/25 | CAP |
| Method: EPA 200.8<br>Prep Method: EPA 3015A | | | | | | | | | | |
| Antimony | **0.94** | J | ug/L | 2.0 | 0.31 | 1 | 390998 | 12/24/25 | 12/25/25 | KAM |
| Arsenic | **13** | | ug/L | 2.0 | 0.21 | 1 | 390998 | 12/24/25 | 12/25/25 | KAM |
| Barium | **490** | | ug/L | 50 | 3.3 | 10 | 390998 | 12/24/25 | 12/24/25 | KAM |
| Beryllium | **2.5** | | ug/L | 1.0 | 0.062 | 1 | 390998 | 12/24/25 | 12/25/25 | KAM |
| Boron | **170** | | ug/L | 100 | 60 | 10 | 390998 | 12/24/25 | 12/24/25 | KAM |
| Cadmium | **0.76** | J | ug/L | 1.0 | 0.11 | 1 | 390998 | 12/24/25 | 12/25/25 | KAM |
| Chromium | **33** | | ug/L | 5.0 | 0.34 | 1 | 390998 | 12/24/25 | 12/25/25 | KAM |
| Cobalt | **21** | | ug/L | 1.0 | 0.068 | 1 | 390998 | 12/24/25 | 12/25/25 | KAM |
| Copper | **47** | | ug/L | 3.0 | 0.71 | 1 | 390998 | 12/24/25 | 12/25/25 | KAM |
| Lead | **35** | | ug/L | 5.0 | 0.16 | 1 | 390998 | 12/24/25 | 12/25/25 | KAM |
| Manganese | **750** | | ug/L | 10 | 1.7 | 1 | 390998 | 12/24/25 | 12/25/25 | KAM |
| Nickel | **35** | | ug/L | 5.0 | 1.3 | 1 | 390998 | 12/24/25 | 12/25/25 | KAM |
| Selenium | **3.6** | J | ug/L | 4.0 | 1.6 | 1 | 390998 | 12/24/25 | 12/25/25 | KAM |
| Silver | ND | | ug/L | 5.0 | 0.50 | 1 | 390998 | 12/24/25 | 12/25/25 | KAM |
| Thallium | **0.42** | J | ug/L | 1.0 | 0.42 | 1 | 390998 | 12/24/25 | 12/25/25 | KAM |
| Tin | ND | | ug/L | 5.0 | 0.33 | 1 | 390998 | 12/24/25 | 12/25/25 | KAM |
| Vanadium | **78** | | ug/L | 5.0 | 0.26 | 1 | 390998 | 12/24/25 | 12/25/25 | KAM |
| Zinc | **260** | | ug/L | 10 | 7.4 | 1 | 391111 | 12/26/25 | 12/27/25 | DXC |
| Method: EPA 245.1<br>Prep Method: EPA 245.1 | | | | | | | | | | |
| Mercury | **0.40** | J | ug/L | 0.40 | 0.032 | 1 | 391043 | 12/26/25 | 12/26/25 | MLL |
| Method: EPA 300.0<br>Prep Method: METHOD | | | | | | | | | | |
| Fluoride | ND | | mg/L | 0.20 | 0.072 | 1 | 391008 | 12/24/25 14:40 | 12/24/25 22:42 | KUM |
| Chloride | **31** | | mg/L | 1.0 | 0.27 | 1 | 391008 | 12/24/25 14:40 | 12/24/25 22:42 | KUM |
| Nitrogen, Nitrite | **0.07** | J | mg/L | 0.10 | 0.02 | 1 | 391008 | 12/24/25 14:40 | 12/24/25 22:42 | KUM |



Results for any subcontracted analyses are not included in this section.

ENTHALPY ANALYTICAL

# Analysis Results for 549730

| 549730-001 Analyte | Result | Qual | Units | RL | MDL | DF | Batch | Prepared | Analyzed | Chemist |
|---|---|---|---|---|---|---|---|---|---|---|
| Bromide | ND | | mg/L | 0.30 | 0.060 | 1 | 391008 | 12/24/25 14:40 | 12/24/25 22:42 | KUM |
| Nitrogen, Nitrate | **1.5** | | mg/L | 0.10 | 0.05 | 1 | 391008 | 12/24/25 14:40 | 12/24/25 22:42 | KUM |
| Sulfate | **110** | | mg/L | 10 | 2.5 | 10 | 391008 | 12/24/25 14:40 | 12/24/25 23:02 | KUM |
| Method: EPA 350.1<br>Prep Method: METHOD | | | | | | | | | | |
| Ammonia-N | **0.22** | | mg/L | 0.10 | 0.068 | 1 | 391593 | 01/05/26 | 01/05/26 | JAK |
| Method: EPA 420.1<br>Prep Method: METHOD | | | | | | | | | | |
| Total Phenolics | **0.0070** | J | mg/L | 0.010 | 0.0065 | 1 | 391723 | 01/06/26 | 01/06/26 | LVL |
| Method: EPA 625.1<br>Prep Method: EPA 3510C | | | | | | | | | | |
| Pyridine | ND | | ug/L | 9.5 | 2.7 | 0.95 | 391341 | 12/30/25 | 01/04/26 | MSS |
| Phenol | ND | | ug/L | 9.5 | 2.0 | 0.95 | 391341 | 12/30/25 | 01/04/26 | MSS |
| 2-Methylphenol | ND | | ug/L | 9.5 | 3.1 | 0.95 | 391341 | 12/30/25 | 01/04/26 | MSS |
| 3-,4-Methylphenol | ND | | ug/L | 9.5 | 2.9 | 0.95 | 391341 | 12/30/25 | 01/04/26 | MSS |
| Benzoic acid | ND | | ug/L | 48 | 10 | 0.95 | 391341 | 12/30/25 | 01/04/26 | MSS |
| Naphthalene | ND | | ug/L | 9.5 | 3.4 | 0.95 | 391341 | 12/30/25 | 01/04/26 | MSS |
| Cresol | ND | | ug/L | 9.5 | | 0.95 | 391341 | 12/30/25 | 01/04/26 | MSS |
| a-Terpineol | ND | | ug/L | 9.5 | 2.0 | 0.95 | 391341 | 12/30/25 | 01/04/26 | ZFA |
| Method: EPA 8081A<br>Prep Method: EPA 3510C | | | | | | | | | | |
| alpha-BHC | ND | | ug/L | 0.05 | 0.01 | 0.94 | 391164 | 12/28/25 | 01/02/26 | KMB |
| beta-BHC | ND | | ug/L | 0.05 | 0.009 | 0.94 | 391164 | 12/28/25 | 01/02/26 | KMB |
| gamma-BHC | ND | | ug/L | 0.05 | 0.008 | 0.94 | 391164 | 12/28/25 | 01/02/26 | KMB |
| delta-BHC | ND | | ug/L | 0.05 | 0.008 | 0.94 | 391164 | 12/28/25 | 01/02/26 | KMB |
| Heptachlor | ND | | ug/L | 0.05 | 0.02 | 0.94 | 391164 | 12/28/25 | 01/02/26 | KMB |
| Aldrin | ND | | ug/L | 0.05 | 0.02 | 0.94 | 391164 | 12/28/25 | 01/02/26 | KMB |
| Heptachlor epoxide | ND | | ug/L | 0.05 | 0.01 | 0.94 | 391164 | 12/28/25 | 01/02/26 | KMB |
| Endosulfan I | ND | | ug/L | 0.05 | 0.01 | 0.94 | 391164 | 12/28/25 | 01/02/26 | KMB |
| Dieldrin | ND | | ug/L | 0.09 | 0.01 | 0.94 | 391164 | 12/28/25 | 01/02/26 | KMB |
| 4,4'-DDE | ND | | ug/L | 0.09 | 0.02 | 0.94 | 391164 | 12/28/25 | 01/02/26 | KMB |
| Endrin | ND | | ug/L | 0.09 | 0.01 | 0.94 | 391164 | 12/28/25 | 01/02/26 | KMB |
| Endosulfan II | ND | | ug/L | 0.09 | 0.01 | 0.94 | 391164 | 12/28/25 | 01/02/26 | KMB |
| Endosulfan sulfate | ND | | ug/L | 0.09 | 0.01 | 0.94 | 391164 | 12/28/25 | 01/02/26 | KMB |
| 4,4'-DDD | ND | | ug/L | 0.09 | 0.02 | 0.94 | 391164 | 12/28/25 | 01/02/26 | KMB |
| Endrin aldehyde | ND | | ug/L | 0.09 | 0.02 | 0.94 | 391164 | 12/28/25 | 01/02/26 | KMB |
| Endrin ketone | ND | | ug/L | 0.09 | 0.02 | 0.94 | 391164 | 12/28/25 | 01/02/26 | KMB |
| 4,4'-DDT | ND | | ug/L | 0.09 | 0.03 | 0.94 | 391164 | 12/28/25 | 01/02/26 | KMB |
| Methoxychlor | ND | | ug/L | 0.09 | 0.02 | 0.94 | 391164 | 12/28/25 | 01/02/26 | KMB |
| Toxaphene | ND | | ug/L | 1.9 | 0.5 | 0.94 | 391164 | 12/28/25 | 01/02/26 | KMB |
| Chlordane (Technical) | ND | | ug/L | 0.9 | 0.2 | 0.94 | 391164 | 12/28/25 | 01/02/26 | KMB |
| **Surrogates** | | | | **Limits** | | | | | | |
| TCMX | 73% | | %REC | 29-120 | | 0.94 | 391164 | 12/28/25 | 01/02/26 | KMB |
| Decachlorobiphenyl | 89% | | %REC | 33-132 | | 0.94 | 391164 | 12/28/25 | 01/02/26 | KMB |
| Method: EPA 8082<br>Prep Method: EPA 3510C | | | | | | | | | | |
| Aroclor-1016 | ND | | ug/L | 0.47 | 0.28 | 0.94 | 391164 | 12/28/25 | 01/02/26 | KMB |
| Aroclor-1221 | ND | | ug/L | 0.47 | 0.33 | 0.94 | 391164 | 12/28/25 | 01/02/26 | KMB |
| Aroclor-1232 | ND | | ug/L | 0.47 | 0.30 | 0.94 | 391164 | 12/28/25 | 01/02/26 | KMB |



Results for any subcontracted analyses are not included in this section.

ENTHALPY ANALYTICAL

# Analysis Results for 549730

| 549730-001 Analyte | Result | Qual | Units | RL | MDL | DF | Batch | Prepared | Analyzed | Chemist |
|---|---|---|---|---|---|---|---|---|---|---|
| Aroclor-1242 | ND | | ug/L | 0.47 | 0.39 | 0.94 | 391164 | 12/28/25 | 01/02/26 | KMB |
| Aroclor-1248 | ND | | ug/L | 0.47 | 0.22 | 0.94 | 391164 | 12/28/25 | 01/02/26 | KMB |
| Aroclor-1254 | ND | | ug/L | 0.47 | 0.33 | 0.94 | 391164 | 12/28/25 | 01/02/26 | KMB |
| Aroclor-1260 | ND | | ug/L | 0.47 | 0.31 | 0.94 | 391164 | 12/28/25 | 01/02/26 | KMB |
| Aroclor-1262 | ND | | ug/L | 0.47 | 0.38 | 0.94 | 391164 | 12/28/25 | 01/02/26 | KMB |
| Aroclor-1268 | ND | | ug/L | 0.47 | 0.33 | 0.94 | 391164 | 12/28/25 | 01/02/26 | KMB |
| **Surrogates** | | | | **Limits** | | | | | | |
| Decachlorobiphenyl (PCB) | 78% | | %REC | 28-138 | | 0.94 | 391164 | 12/28/25 | 01/02/26 | KMB |
| Method: EPA 8260B<br>Prep Method: EPA 5030B | | | | | | | | | | |
| Carbon Disulfide | ND | | ug/L | 5.0 | 0.1 | 1 | 391133 | 12/27/25 | 12/27/25 | LYZ |
| Chloroprene | ND | | ug/L | 200 | 0.4 | 1 | 391133 | 12/27/25 | 12/27/25 | LYZ |
| 3-Chloropropene | ND | | ug/L | 5.0 | 0.3 | 1 | 391133 | 12/27/25 | 12/27/25 | LYZ |
| Ethyl methacrylate | ND | | ug/L | 50 | 2.1 | 1 | 391133 | 12/27/25 | 12/27/25 | LYZ |
| Ethanol | ND | | ug/L | 500 | 110 | 1 | 391133 | 12/27/25 | 12/27/25 | LYZ |
| 2-Hexanone | ND | | ug/L | 5.0 | 1.1 | 1 | 391133 | 12/27/25 | 12/27/25 | LYZ |
| Isopropanol (IPA) | ND | | ug/L | 200 | 52 | 1 | 391133 | 12/27/25 | 12/27/25 | LYZ |
| Methyl acrylonitrile | ND | | ug/L | 35 | 3.7 | 1 | 391133 | 12/27/25 | 12/27/25 | LYZ |
| Vinyl Acetate | ND | | ug/L | 50 | 15 | 1 | 391133 | 12/27/25 | 12/27/25 | LYZ |
| Acrolein | ND | | ug/L | 200 | 2.7 | 1 | 391133 | 12/27/25 | 12/27/25 | LYZ |
| Acrylonitrile | ND | | ug/L | 10 | 0.7 | 1 | 391133 | 12/27/25 | 12/27/25 | LYZ |
| Freon 12 | ND | | ug/L | 5.0 | 0.08 | 1 | 391133 | 12/27/25 | 12/27/25 | LYZ |
| Chloromethane | ND | | ug/L | 5.0 | 0.09 | 1 | 391133 | 12/27/25 | 12/27/25 | LYZ |
| Vinyl Chloride | ND | | ug/L | 5.0 | 0.06 | 1 | 391133 | 12/27/25 | 12/27/25 | LYZ |
| Bromomethane | ND | | ug/L | 5.0 | 0.1 | 1 | 391133 | 12/27/25 | 12/27/25 | LYZ |
| Chloroethane | ND | | ug/L | 5.0 | 0.1 | 1 | 391133 | 12/27/25 | 12/27/25 | LYZ |
| Trichlorofluoromethane | ND | | ug/L | 5.0 | 0.05 | 1 | 391133 | 12/27/25 | 12/27/25 | LYZ |
| Iodomethane | ND | | ug/L | 5.0 | | 1 | 391133 | 12/27/25 | 12/27/25 | LYZ |
| Acetone | ND | | ug/L | 100 | 5.0 | 1 | 391133 | 12/27/25 | 12/27/25 | LYZ |
| Freon 113 | ND | | ug/L | 5.0 | 0.1 | 1 | 391133 | 12/27/25 | 12/27/25 | LYZ |
| 1,1-Dichloroethene | ND | | ug/L | 5.0 | 0.09 | 1 | 391133 | 12/27/25 | 12/27/25 | LYZ |
| Methylene Chloride | ND | | ug/L | 10 | 0.2 | 1 | 391133 | 12/27/25 | 12/27/25 | LYZ |
| MTBE | ND | | ug/L | 5.0 | 0.08 | 1 | 391133 | 12/27/25 | 12/27/25 | LYZ |
| trans-1,2-Dichloroethene | ND | | ug/L | 5.0 | 0.1 | 1 | 391133 | 12/27/25 | 12/27/25 | LYZ |
| 1,1-Dichloroethane | ND | | ug/L | 5.0 | 0.06 | 1 | 391133 | 12/27/25 | 12/27/25 | LYZ |
| 2-Butanone | **2.0** | J | ug/L | 10 | 1.5 | 1 | 391133 | 12/27/25 | 12/27/25 | LYZ |
| cis-1,2-Dichloroethene | ND | | ug/L | 5.0 | 0.06 | 1 | 391133 | 12/27/25 | 12/27/25 | LYZ |
| 2,2-Dichloropropane | ND | | ug/L | 5.0 | 0.1 | 1 | 391133 | 12/27/25 | 12/27/25 | LYZ |
| Chloroform | ND | | ug/L | 5.0 | 0.08 | 1 | 391133 | 12/27/25 | 12/27/25 | LYZ |
| Bromochloromethane | ND | | ug/L | 5.0 | 0.2 | 1 | 391133 | 12/27/25 | 12/27/25 | LYZ |
| 1,1,1-Trichloroethane | ND | | ug/L | 5.0 | 0.07 | 1 | 391133 | 12/27/25 | 12/27/25 | LYZ |
| 1,1-Dichloropropene | ND | | ug/L | 5.0 | 0.07 | 1 | 391133 | 12/27/25 | 12/27/25 | LYZ |
| Carbon Tetrachloride | ND | | ug/L | 5.0 | 0.07 | 1 | 391133 | 12/27/25 | 12/27/25 | LYZ |
| 1,2-Dichloroethane | ND | | ug/L | 5.0 | 0.1 | 1 | 391133 | 12/27/25 | 12/27/25 | LYZ |
| Benzene | ND | | ug/L | 1.0 | 0.03 | 1 | 391133 | 12/27/25 | 12/27/25 | LYZ |
| Trichloroethene | ND | | ug/L | 5.0 | 0.05 | 1 | 391133 | 12/27/25 | 12/27/25 | LYZ |
| 1,2-Dichloropropane | ND | | ug/L | 5.0 | 0.1 | 1 | 391133 | 12/27/25 | 12/27/25 | LYZ |
| Bromodichloromethane | ND | | ug/L | 5.0 | 0.09 | 1 | 391133 | 12/27/25 | 12/27/25 | LYZ |
| Dibromomethane | ND | | ug/L | 5.0 | 0.1 | 1 | 391133 | 12/27/25 | 12/27/25 | LYZ |
| 4-Methyl-2-Pentanone | ND | | ug/L | 5.0 | 1.0 | 1 | 391133 | 12/27/25 | 12/27/25 | LYZ |
| cis-1,3-Dichloropropene | ND | | ug/L | 5.0 | 0.06 | 1 | 391133 | 12/27/25 | 12/27/25 | LYZ |
| Toluene | ND | | ug/L | 5.0 | 0.06 | 1 | 391133 | 12/27/25 | 12/27/25 | LYZ |



Results for any subcontracted analyses are not included in this section.

ENTHALPY ANALYTICAL

# Analysis Results for 549730

| 549730-001 Analyte | Result | Qual | Units | RL | MDL | DF | Batch | Prepared | Analyzed | Chemist |
|---|---|---|---|---|---|---|---|---|---|---|
| trans-1,3-Dichloropropene | ND | | ug/L | 5.0 | 0.08 | 1 | 391133 | 12/27/25 | 12/27/25 | LYZ |
| 1,1,2-Trichloroethane | ND | | ug/L | 5.0 | 0.2 | 1 | 391133 | 12/27/25 | 12/27/25 | LYZ |
| 1,3-Dichloropropane | ND | | ug/L | 5.0 | 0.1 | 1 | 391133 | 12/27/25 | 12/27/25 | LYZ |
| Tetrachloroethene | ND | | ug/L | 5.0 | 0.1 | 1 | 391133 | 12/27/25 | 12/27/25 | LYZ |
| Dibromochloromethane | ND | | ug/L | 5.0 | 0.09 | 1 | 391133 | 12/27/25 | 12/27/25 | LYZ |
| 1,2-Dibromoethane | ND | | ug/L | 5.0 | 0.1 | 1 | 391133 | 12/27/25 | 12/27/25 | LYZ |
| Chlorobenzene | ND | | ug/L | 5.0 | 0.09 | 1 | 391133 | 12/27/25 | 12/27/25 | LYZ |
| 1,1,1,2-Tetrachloroethane | ND | | ug/L | 5.0 | 0.1 | 1 | 391133 | 12/27/25 | 12/27/25 | LYZ |
| Ethylbenzene | ND | | ug/L | 5.0 | 0.09 | 1 | 391133 | 12/27/25 | 12/27/25 | LYZ |
| m,p-Xylenes | ND | | ug/L | 5.0 | 0.1 | 1 | 391133 | 12/27/25 | 12/27/25 | LYZ |
| o-Xylene | ND | | ug/L | 5.0 | 0.06 | 1 | 391133 | 12/27/25 | 12/27/25 | LYZ |
| Styrene | ND | | ug/L | 5.0 | 0.09 | 1 | 391133 | 12/27/25 | 12/27/25 | LYZ |
| Bromoform | ND | | ug/L | 5.0 | 0.07 | 1 | 391133 | 12/27/25 | 12/27/25 | LYZ |
| Isopropylbenzene | ND | | ug/L | 5.0 | 0.05 | 1 | 391133 | 12/27/25 | 12/27/25 | LYZ |
| 1,1,2,2-Tetrachloroethane | ND | | ug/L | 5.0 | 0.07 | 1 | 391133 | 12/27/25 | 12/27/25 | LYZ |
| 1,2,3-Trichloropropane | ND | | ug/L | 5.0 | 0.1 | 1 | 391133 | 12/27/25 | 12/27/25 | LYZ |
| Propylbenzene | ND | | ug/L | 5.0 | 0.07 | 1 | 391133 | 12/27/25 | 12/27/25 | LYZ |
| Bromobenzene | ND | | ug/L | 5.0 | 0.03 | 1 | 391133 | 12/27/25 | 12/27/25 | LYZ |
| 1,3,5-Trimethylbenzene | ND | | ug/L | 5.0 | 0.06 | 1 | 391133 | 12/27/25 | 12/27/25 | LYZ |
| 2-Chlorotoluene | ND | | ug/L | 5.0 | 0.05 | 1 | 391133 | 12/27/25 | 12/27/25 | LYZ |
| 4-Chlorotoluene | ND | | ug/L | 5.0 | 0.06 | 1 | 391133 | 12/27/25 | 12/27/25 | LYZ |
| tert-Butylbenzene | ND | | ug/L | 5.0 | 0.03 | 1 | 391133 | 12/27/25 | 12/27/25 | LYZ |
| 1,2,4-Trimethylbenzene | ND | | ug/L | 5.0 | 0.03 | 1 | 391133 | 12/27/25 | 12/27/25 | LYZ |
| sec-Butylbenzene | ND | | ug/L | 5.0 | 0.06 | 1 | 391133 | 12/27/25 | 12/27/25 | LYZ |
| para-Isopropyl Toluene | ND | | ug/L | 5.0 | 0.07 | 1 | 391133 | 12/27/25 | 12/27/25 | LYZ |
| 1,3-Dichlorobenzene | ND | | ug/L | 5.0 | 0.06 | 1 | 391133 | 12/27/25 | 12/27/25 | LYZ |
| 1,4-Dichlorobenzene | ND | | ug/L | 5.0 | 0.09 | 1 | 391133 | 12/27/25 | 12/27/25 | LYZ |
| n-Butylbenzene | ND | | ug/L | 5.0 | 0.06 | 1 | 391133 | 12/27/25 | 12/27/25 | LYZ |
| 1,2-Dichlorobenzene | ND | | ug/L | 5.0 | 0.09 | 1 | 391133 | 12/27/25 | 12/27/25 | LYZ |
| 1,2-Dibromo-3-Chloropropane | ND | | ug/L | 5.0 | 0.5 | 1 | 391133 | 12/27/25 | 12/27/25 | LYZ |
| 1,2,4-Trichlorobenzene | ND | | ug/L | 5.0 | 0.07 | 1 | 391133 | 12/27/25 | 12/27/25 | LYZ |
| Hexachlorobutadiene | ND | | ug/L | 5.0 | 0.2 | 1 | 391133 | 12/27/25 | 12/27/25 | LYZ |
| 1,2,3-Trichlorobenzene | ND | | ug/L | 5.0 | 0.08 | 1 | 391133 | 12/27/25 | 12/27/25 | LYZ |
| cis-1,4-Dichloro-2-butene | ND | | ug/L | 5.0 | 0.4 | 1 | 391133 | 12/27/25 | 12/27/25 | LYZ |
| trans-1,4-Dichloro-2-butene | ND | | ug/L | 5.0 | 0.4 | 1 | 391133 | 12/27/25 | 12/27/25 | LYZ |
| Xylene (total) | ND | | ug/L | 5.0 | | 1 | 391133 | 12/27/25 | 12/27/25 | LYZ |
| **Surrogates** | | | | **Limits** | | | | | | |
| Dibromofluoromethane | 97% | | %REC | 70-130 | | 1 | 391133 | 12/27/25 | 12/27/25 | LYZ |
| 1,2-Dichloroethane-d4 | 97% | | %REC | 70-130 | | 1 | 391133 | 12/27/25 | 12/27/25 | LYZ |
| Toluene-d8 | 101% | | %REC | 70-130 | | 1 | 391133 | 12/27/25 | 12/27/25 | LYZ |
| Bromofluorobenzene | 98% | | %REC | 70-130 | | 1 | 391133 | 12/27/25 | 12/27/25 | LYZ |
| Method: EPA 8270C-SIM<br>Prep Method: EPA 3535 | | | | | | | | | | |
| 1,4-Dioxane | **1.7** | | ug/L | 1.0 | 0.87 | 1 | 391062 | 12/26/25 | 12/29/25 | TJW |
| **Surrogates** | | | | **Limits** | | | | | | |
| 1,4-Dioxane-d8 (SUR) | 95% | | %REC | 80-120 | | 1 | 391062 | 12/26/25 | 12/29/25 | TJW |
| Method: EPA 8270C<br>Prep Method: EPA 3510C | | | | | | | | | | |
| Carbazole | ND | | ug/L | 9.5 | 2.6 | 0.95 | 391341 | 12/30/25 | 01/04/26 | MSS |
| N-Nitrosodimethylamine | ND | | ug/L | 9.5 | 2.7 | 0.95 | 391341 | 12/30/25 | 01/04/26 | MSS |



Results for any subcontracted analyses are not included in this section.

ENTHALPY ANALYTICAL

# Analysis Results for 549730

| 549730-001 Analyte | Result | Qual | Units | RL | MDL | DF | Batch | Prepared | Analyzed | Chemist |
|---|---|---|---|---|---|---|---|---|---|---|
| Aniline | ND | | ug/L | 9.5 | 2.7 | 0.95 | 391341 | 12/30/25 | 01/04/26 | MSS |
| bis(2-Chloroethyl)ether | ND | | ug/L | 24 | 3.5 | 0.95 | 391341 | 12/30/25 | 01/04/26 | MSS |
| 2-Chlorophenol | ND | | ug/L | 9.5 | 3.5 | 0.95 | 391341 | 12/30/25 | 01/04/26 | MSS |
| 1,3-Dichlorobenzene | ND | | ug/L | 9.5 | 3.1 | 0.95 | 391341 | 12/30/25 | 01/04/26 | MSS |
| 1,4-Dichlorobenzene | ND | | ug/L | 9.5 | 3.2 | 0.95 | 391341 | 12/30/25 | 01/04/26 | MSS |
| Benzyl alcohol | ND | | ug/L | 24 | 5.5 | 0.95 | 391341 | 12/30/25 | 01/04/26 | MSS |
| 1,2-Dichlorobenzene | ND | | ug/L | 9.5 | 3.2 | 0.95 | 391341 | 12/30/25 | 01/04/26 | MSS |
| bis(2-Chloroisopropyl) ether | ND | | ug/L | 9.5 | 3.7 | 0.95 | 391341 | 12/30/25 | 01/04/26 | MSS |
| N-Nitroso-di-n-propylamine | ND | | ug/L | 9.5 | 3.7 | 0.95 | 391341 | 12/30/25 | 01/04/26 | MSS |
| Hexachloroethane | ND | | ug/L | 9.5 | 2.9 | 0.95 | 391341 | 12/30/25 | 01/04/26 | MSS |
| Nitrobenzene | ND | | ug/L | 24 | 8.0 | 0.95 | 391341 | 12/30/25 | 01/04/26 | MSS |
| Isophorone | ND | | ug/L | 9.5 | 3.5 | 0.95 | 391341 | 12/30/25 | 01/04/26 | MSS |
| 2-Nitrophenol | ND | | ug/L | 9.5 | 5.2 | 0.95 | 391341 | 12/30/25 | 01/04/26 | MSS |
| 2,4-Dimethylphenol | ND | | ug/L | 9.5 | 3.1 | 0.95 | 391341 | 12/30/25 | 01/04/26 | MSS |
| bis(2-Chloroethoxy)methane | ND | | ug/L | 9.5 | 3.5 | 0.95 | 391341 | 12/30/25 | 01/04/26 | MSS |
| 2,4-Dichlorophenol | ND | | ug/L | 9.5 | 3.5 | 0.95 | 391341 | 12/30/25 | 01/04/26 | MSS |
| 1,2,4-Trichlorobenzene | ND | | ug/L | 9.5 | 3.3 | 0.95 | 391341 | 12/30/25 | 01/04/26 | MSS |
| 4-Chloroaniline | ND | | ug/L | 9.5 | 2.9 | 0.95 | 391341 | 12/30/25 | 01/04/26 | MSS |
| Hexachlorobutadiene | ND | | ug/L | 9.5 | 2.1 | 0.95 | 391341 | 12/30/25 | 01/04/26 | MSS |
| 4-Chloro-3-methylphenol | ND | | ug/L | 9.5 | 3.4 | 0.95 | 391341 | 12/30/25 | 01/04/26 | MSS |
| 2-Methylnaphthalene | ND | | ug/L | 9.5 | 3.2 | 0.95 | 391341 | 12/30/25 | 01/04/26 | MSS |
| Hexachlorocyclopentadiene | ND | | ug/L | 24 | 7.4 | 0.95 | 391341 | 12/30/25 | 01/04/26 | MSS |
| 2,4,6-Trichlorophenol | ND | | ug/L | 9.5 | 3.9 | 0.95 | 391341 | 12/30/25 | 01/04/26 | MSS |
| 2,4,5-Trichlorophenol | ND | | ug/L | 9.5 | 3.5 | 0.95 | 391341 | 12/30/25 | 01/04/26 | MSS |
| 2-Chloronaphthalene | ND | | ug/L | 9.5 | 3.3 | 0.95 | 391341 | 12/30/25 | 01/04/26 | MSS |
| 2-Nitroaniline | ND | | ug/L | 48 | 4.1 | 0.95 | 391341 | 12/30/25 | 01/04/26 | MSS |
| Dimethylphthalate | ND | | ug/L | 9.5 | 3.3 | 0.95 | 391341 | 12/30/25 | 01/04/26 | MSS |
| Acenaphthylene | ND | | ug/L | 9.5 | 3.7 | 0.95 | 391341 | 12/30/25 | 01/04/26 | MSS |
| 2,6-Dinitrotoluene | ND | | ug/L | 9.5 | 4.2 | 0.95 | 391341 | 12/30/25 | 01/04/26 | MSS |
| 3-Nitroaniline | ND | | ug/L | 9.5 | 3.8 | 0.95 | 391341 | 12/30/25 | 01/04/26 | MSS |
| Acenaphthene | ND | | ug/L | 9.5 | 3.1 | 0.95 | 391341 | 12/30/25 | 01/04/26 | MSS |
| 2,4-Dinitrophenol | ND | | ug/L | 48 | 14 | 0.95 | 391341 | 12/30/25 | 01/04/26 | MSS |
| 4-Nitrophenol | ND | | ug/L | 9.5 | 8.1 | 0.95 | 391341 | 12/30/25 | 01/04/26 | MSS |
| Dibenzofuran | ND | | ug/L | 9.5 | 3.1 | 0.95 | 391341 | 12/30/25 | 01/04/26 | MSS |
| 2,4-Dinitrotoluene | ND | | ug/L | 9.5 | 4.1 | 0.95 | 391341 | 12/30/25 | 01/04/26 | MSS |
| Diethylphthalate | ND | | ug/L | 9.5 | 2.8 | 0.95 | 391341 | 12/30/25 | 01/04/26 | MSS |
| Fluorene | ND | | ug/L | 9.5 | 3.0 | 0.95 | 391341 | 12/30/25 | 01/04/26 | MSS |
| 4-Chlorophenyl-phenylether | ND | | ug/L | 9.5 | 2.9 | 0.95 | 391341 | 12/30/25 | 01/04/26 | MSS |
| 4-Nitroaniline | ND | | ug/L | 9.5 | 3.2 | 0.95 | 391341 | 12/30/25 | 01/04/26 | MSS |
| 4,6-Dinitro-2-methylphenol | ND | | ug/L | 48 | 16 | 0.95 | 391341 | 12/30/25 | 01/04/26 | MSS |
| N-Nitrosodiphenylamine | ND | | ug/L | 9.5 | 3.8 | 0.95 | 391341 | 12/30/25 | 01/04/26 | MSS |
| 1,2-diphenylhydrazine (as azobenzene) | ND | | ug/L | 9.5 | 2.8 | 0.95 | 391341 | 12/30/25 | 01/04/26 | MSS |
| 4-Bromophenyl-phenylether | ND | | ug/L | 9.5 | 3.1 | 0.95 | 391341 | 12/30/25 | 01/04/26 | MSS |
| Hexachlorobenzene | ND | | ug/L | 9.5 | 2.9 | 0.95 | 391341 | 12/30/25 | 01/04/26 | MSS |
| Pentachlorophenol | ND | | ug/L | 24 | 5.4 | 0.95 | 391341 | 12/30/25 | 01/04/26 | MSS |
| Phenanthrene | ND | | ug/L | 9.5 | 2.8 | 0.95 | 391341 | 12/30/25 | 01/04/26 | MSS |
| Anthracene | ND | | ug/L | 9.5 | 2.7 | 0.95 | 391341 | 12/30/25 | 01/04/26 | MSS |
| Di-n-butylphthalate | ND | | ug/L | 9.5 | 2.9 | 0.95 | 391341 | 12/30/25 | 01/04/26 | MSS |
| Fluoranthene | ND | | ug/L | 9.5 | 2.7 | 0.95 | 391341 | 12/30/25 | 01/04/26 | MSS |
| Benzidine | ND | | ug/L | 48 | 18 | 0.95 | 391341 | 12/30/25 | 01/04/26 | MSS |
| Pyrene | ND | | ug/L | 9.5 | 2.6 | 0.95 | 391341 | 12/30/25 | 01/04/26 | MSS |



Results for any subcontracted analyses are not included in this section.

ENTHALPY ANALYTICAL

# Analysis Results for 549730

| 549730-001 Analyte | Result | Qual | Units | RL | MDL | DF | Batch | Prepared | Analyzed | Chemist |
|---|---|---|---|---|---|---|---|---|---|---|
| Butylbenzylphthalate | ND | | ug/L | 9.5 | 3.5 | 0.95 | 391341 | 12/30/25 | 01/04/26 | MSS |
| 3,3'-Dichlorobenzidine | ND | | ug/L | 24 | 4.9 | 0.95 | 391341 | 12/30/25 | 01/04/26 | MSS |
| Benzo(a)anthracene | ND | | ug/L | 9.5 | 2.3 | 0.95 | 391341 | 12/30/25 | 01/04/26 | MSS |
| Chrysene | ND | | ug/L | 9.5 | 2.4 | 0.95 | 391341 | 12/30/25 | 01/04/26 | MSS |
| bis(2-Ethylhexyl)phthalate | ND | | ug/L | 9.5 | 3.2 | 0.95 | 391341 | 12/30/25 | 01/04/26 | MSS |
| Di-n-octylphthalate | ND | | ug/L | 9.5 | 4.5 | 0.95 | 391341 | 12/30/25 | 01/04/26 | MSS |
| Benzo(b)fluoranthene | ND | | ug/L | 9.5 | 2.9 | 0.95 | 391341 | 12/30/25 | 01/04/26 | MSS |
| Benzo(k)fluoranthene | ND | | ug/L | 9.5 | 3.0 | 0.95 | 391341 | 12/30/25 | 01/04/26 | MSS |
| Benzo(a)pyrene | ND | | ug/L | 9.5 | 3.0 | 0.95 | 391341 | 12/30/25 | 01/04/26 | MSS |
| Indeno(1,2,3-cd)pyrene | ND | | ug/L | 9.5 | 4.0 | 0.95 | 391341 | 12/30/25 | 01/04/26 | MSS |
| Dibenz(a,h)anthracene | ND | | ug/L | 9.5 | 4.0 | 0.95 | 391341 | 12/30/25 | 01/04/26 | MSS |
| Benzo(g,h,i)perylene | ND | | ug/L | 9.5 | 3.9 | 0.95 | 391341 | 12/30/25 | 01/04/26 | MSS |
| **Surrogates** | | | | **Limits** | | | | | | |
| 2-Fluorophenol | 42% | | %REC | 15-120 | | 0.95 | 391341 | 12/30/25 | 01/04/26 | MSS |
| Phenol-d6 | 28% | | %REC | 15-120 | | 0.95 | 391341 | 12/30/25 | 01/04/26 | MSS |
| 2,4,6-Tribromophenol | 64% | | %REC | 15-140 | | 0.95 | 391341 | 12/30/25 | 01/04/26 | MSS |
| Nitrobenzene-d5 | 59% | | %REC | 15-123 | | 0.95 | 391341 | 12/30/25 | 01/04/26 | MSS |
| 2-Fluorobiphenyl | 47% | | %REC | 15-120 | | 0.95 | 391341 | 12/30/25 | 01/04/26 | MSS |
| Terphenyl-d14 | 53% | | %REC | 15-120 | | 0.95 | 391341 | 12/30/25 | 01/04/26 | MSS |
| Method: SM 4500-CN-E<br>Prep Method: METHOD | | | | | | | | | | |
| Cyanide | ND | | mg/L | 0.0050 | 0.0017 | 0.5 | 391320 | 12/30/25 | 12/31/25 | JAK |
| Method: SM 4500-S2-D<br>Prep Method: METHOD | | | | | | | | | | |
| Sulfide | ND | | mg/L | 0.10 | | 1 | 391121 | 12/26/25 | 12/26/25 | TXC |
| Method: SM 5310B<br>Prep Method: SM 5310B | | | | | | | | | | |
| Total Organic Carbon | **28** | | mg/L | 1.0 | 0.49 | 1 | 391156 | 12/28/25 | 12/28/25 | BDR |
| Method: SM 9221B<br>Prep Method: METHOD | | | | | | | | | | |
| Coliform, Total | **>1,600** | | MPN/100ml | 1.8 | | 1 | 391012 | 12/24/25 12:53 | 12/26/25 12:21 | BPH |
| Method: SM 9221F | | | | | | | | | | |
| Coliform, E. Coli | **>1,600** | | MPN/100ml | 1.8 | | 1 | 391012 | 12/24/25 12:53 | 12/26/25 12:21 | BPH |
| Method: SM2130B | | | | | | | | | | |
| Turbidity | **2,300** | | NTU | 0.80 | 0.50 | 4 | 391026 | 12/24/25 19:41 | 12/24/25 19:41 | CDR |
| Method: SM2320B<br>Prep Method: METHOD | | | | | | | | | | |
| Bicarbonate | **110** | | mg/L | 6.0 | | 2.5 | 391081 | 12/26/25 | 12/26/25 | WWC |
| Alkalinity, Total as CaCO3 | **91** | | mg/L | 5.0 | | 2.5 | 391081 | 12/26/25 | 12/26/25 | WWC |
| Method: SM2510B<br>Prep Method: METHOD | | | | | | | | | | |
| Specific Conductance | **540** | | umhos/cm | 1.0 | | 1 | 391192 | 12/29/25 | 12/29/25 | CDR |
| Method: SM2540C<br>Prep Method: METHOD | | | | | | | | | | |
| Total Dissolved Solids | **440** | | mg/L | 20 | | 2 | 391172 | 12/29/25 | 12/31/25 | CDR |
| Method: SM2540D<br>Prep Method: METHOD | | | | | | | | | | |
| Total Suspended Solids | **2,900** | | mg/L | 0.5 | | 1 | 391097 | 12/26/25 | 12/29/25 | CKN |



Results for any subcontracted analyses are not included in this section.

# Analysis Results for 549730

| 549730-001 Analyte | Result | Qual | Units | RL | MDL | DF | Batch | Prepared | Analyzed | Chemist |
|---|---|---|---|---|---|---|---|---|---|---|
| Method: SM5210B<br>Prep Method: METHOD | | | | | | | | | | |
| Biochemical Oxygen Demand | **9.8** | | mg/L | 3.0 | | 1 | 390990 | 12/24/25 13:28 | 12/29/25 16:15 | AAB |
| Method: SM5220D<br>Prep Method: SM 5220D | | | | | | | | | | |
| Chemical Oxygen Demand | **110** | | mg/L | 8.0 | 3.9 | 2 | 391311 | 12/31/25 | 12/31/25 | ARM |



Results for any subcontracted analyses are not included in this section.

ENTHALPY ANALYTICAL

# Analysis Results for 549730

| Sample ID: | Lab ID: 549730-002 | Collected: 12/24/25 08:10 |
|---|---|---|
| SOUTH BASIN - EASTERN INLET | Matrix: Water | |

| 549730-002 Analyte | Result | Qual | Units | RL | MDL | DF | Batch | Prepared | Analyzed | Chemist |
|---|---|---|---|---|---|---|---|---|---|---|
| Method: EPA 1664A<br>Prep Method: METHOD | | | | | | | | | | |
| Total Oil and Grease | **1.9** | J | mg/L | 5.1 | 0.99 | 1 | 391198 | 12/29/25 | 12/30/25 | JAG |
| Method: EPA 200.7<br>Prep Method: EPA 3015A | | | | | | | | | | |
| Calcium | **200** | | mg/L | 0.10 | 0.0095 | 1 | 391061 | 12/26/25 | 12/26/25 | CAP |
| Iron | **76** | | mg/L | 0.50 | 0.17 | 10 | 391061 | 12/26/25 | 12/26/25 | CAP |
| Magnesium | **41** | | mg/L | 0.10 | 0.017 | 1 | 391061 | 12/26/25 | 12/26/25 | CAP |
| Potassium | **32** | | mg/L | 0.50 | 0.20 | 1 | 391061 | 12/26/25 | 12/26/25 | CAP |
| Sodium | **71** | | mg/L | 0.50 | 0.017 | 1 | 391061 | 12/26/25 | 12/26/25 | CAP |
| Method: EPA 200.8<br>Prep Method: EPA 3015A | | | | | | | | | | |
| Antimony | **1.4** | J | ug/L | 2.0 | 0.31 | 1 | 390998 | 12/24/25 | 12/25/25 | KAM |
| Arsenic | **18** | | ug/L | 2.0 | 0.21 | 1 | 390998 | 12/24/25 | 12/25/25 | KAM |
| Barium | **620** | | ug/L | 50 | 3.3 | 10 | 390998 | 12/24/25 | 12/24/25 | KAM |
| Beryllium | **2.1** | | ug/L | 1.0 | 0.062 | 1 | 390998 | 12/24/25 | 12/25/25 | KAM |
| Boron | **250** | | ug/L | 100 | 60 | 10 | 390998 | 12/24/25 | 12/24/25 | KAM |
| Cadmium | **1.6** | | ug/L | 1.0 | 0.11 | 1 | 390998 | 12/24/25 | 12/25/25 | KAM |
| Chromium | **40** | | ug/L | 5.0 | 0.34 | 1 | 390998 | 12/24/25 | 12/25/25 | KAM |
| Cobalt | **24** | | ug/L | 1.0 | 0.068 | 1 | 390998 | 12/24/25 | 12/25/25 | KAM |
| Copper | **81** | | ug/L | 3.0 | 0.71 | 1 | 390998 | 12/24/25 | 12/25/25 | KAM |
| Lead | **77** | | ug/L | 5.0 | 0.16 | 1 | 390998 | 12/24/25 | 12/25/25 | KAM |
| Manganese | **1,100** | | ug/L | 100 | 17 | 10 | 390998 | 12/24/25 | 12/26/25 | KAM |
| Nickel | **43** | | ug/L | 5.0 | 1.3 | 1 | 390998 | 12/24/25 | 12/25/25 | KAM |
| Selenium | **2.5** | J | ug/L | 4.0 | 1.6 | 1 | 390998 | 12/24/25 | 12/25/25 | KAM |
| Silver | **0.60** | J | ug/L | 5.0 | 0.50 | 1 | 390998 | 12/24/25 | 12/25/25 | KAM |
| Thallium | ND | | ug/L | 1.0 | 0.42 | 1 | 390998 | 12/24/25 | 12/25/25 | KAM |
| Tin | ND | | ug/L | 5.0 | 0.33 | 1 | 390998 | 12/24/25 | 12/25/25 | KAM |
| Vanadium | **82** | | ug/L | 5.0 | 0.26 | 1 | 390998 | 12/24/25 | 12/25/25 | KAM |
| Zinc | **410** | | ug/L | 10 | 7.4 | 1 | 391111 | 12/26/25 | 12/27/25 | DXC |
| Method: EPA 245.1<br>Prep Method: EPA 245.1 | | | | | | | | | | |
| Mercury | **0.46** | | ug/L | 0.40 | 0.032 | 1 | 391043 | 12/26/25 | 12/26/25 | MLL |
| Method: EPA 300.0<br>Prep Method: METHOD | | | | | | | | | | |
| Fluoride | **0.22** | | mg/L | 0.20 | 0.072 | 1 | 391008 | 12/24/25 14:40 | 12/24/25 23:22 | KUM |
| Chloride | **42** | | mg/L | 1.0 | 0.27 | 1 | 391008 | 12/24/25 14:40 | 12/24/25 23:22 | KUM |
| Nitrogen, Nitrite | **0.10** | | mg/L | 0.10 | 0.02 | 1 | 391008 | 12/24/25 14:40 | 12/24/25 23:22 | KUM |
| Bromide | **0.076** | J | mg/L | 0.30 | 0.060 | 1 | 391008 | 12/24/25 14:40 | 12/24/25 23:22 | KUM |
| Nitrogen, Nitrate | **2.6** | | mg/L | 0.10 | 0.05 | 1 | 391008 | 12/24/25 14:40 | 12/24/25 23:22 | KUM |
| Sulfate | **260** | | mg/L | 10 | 2.5 | 10 | 391008 | 12/24/25 14:40 | 12/24/25 23:42 | KUM |



Results for any subcontracted analyses are not included in this section.

ENTHALPY ANALYTICAL

# Analysis Results for 549730

| 549730-002 Analyte | Result | Qual | Units | RL | MDL | DF | Batch | Prepared | Analyzed | Chemist |
|---|---|---|---|---|---|---|---|---|---|---|
| Method: EPA 350.1<br>Prep Method: METHOD | | | | | | | | | | |
| Ammonia-N | **0.34** | | mg/L | 0.10 | 0.068 | 1 | 391593 | 01/05/26 | 01/05/26 | JAK |
| Method: EPA 420.1<br>Prep Method: METHOD | | | | | | | | | | |
| Total Phenolics | ND | | mg/L | 0.010 | 0.0065 | 1 | 391723 | 01/06/26 | 01/06/26 | LVL |
| Method: EPA 625.1<br>Prep Method: EPA 3510C | | | | | | | | | | |
| a-Terpineol | ND | | ug/L | 20 | 4.1 | 2 | 391341 | 12/30/25 | 01/04/26 | ZFA |
| Pyridine | ND | | ug/L | 20 | 5.6 | 2 | 391341 | 12/30/25 | 01/04/26 | MSS |
| Phenol | ND | | ug/L | 20 | 4.2 | 2 | 391341 | 12/30/25 | 01/04/26 | MSS |
| 2-Methylphenol | ND | | ug/L | 20 | 6.5 | 2 | 391341 | 12/30/25 | 01/04/26 | MSS |
| 3-,4-Methylphenol | ND | | ug/L | 20 | 6.0 | 2 | 391341 | 12/30/25 | 01/04/26 | MSS |
| Benzoic acid | ND | | ug/L | 100 | 22 | 2 | 391341 | 12/30/25 | 01/04/26 | MSS |
| Naphthalene | ND | | ug/L | 20 | 7.2 | 2 | 391341 | 12/30/25 | 01/04/26 | MSS |
| Cresol | ND | | ug/L | 20 | | 2 | 391341 | 12/30/25 | 01/04/26 | MSS |
| Method: EPA 8081A<br>Prep Method: EPA 3510C | | | | | | | | | | |
| alpha-BHC | ND | | ug/L | 0.05 | 0.01 | 0.94 | 391164 | 12/28/25 | 01/02/26 | KMB |
| beta-BHC | ND | | ug/L | 0.05 | 0.009 | 0.94 | 391164 | 12/28/25 | 01/02/26 | KMB |
| gamma-BHC | ND | | ug/L | 0.05 | 0.008 | 0.94 | 391164 | 12/28/25 | 01/02/26 | KMB |
| delta-BHC | ND | | ug/L | 0.05 | 0.008 | 0.94 | 391164 | 12/28/25 | 01/02/26 | KMB |
| Heptachlor | ND | | ug/L | 0.05 | 0.02 | 0.94 | 391164 | 12/28/25 | 01/02/26 | KMB |
| Aldrin | ND | | ug/L | 0.05 | 0.02 | 0.94 | 391164 | 12/28/25 | 01/02/26 | KMB |
| Heptachlor epoxide | ND | | ug/L | 0.05 | 0.01 | 0.94 | 391164 | 12/28/25 | 01/02/26 | KMB |
| Endosulfan I | ND | | ug/L | 0.05 | 0.01 | 0.94 | 391164 | 12/28/25 | 01/02/26 | KMB |
| Dieldrin | ND | | ug/L | 0.09 | 0.01 | 0.94 | 391164 | 12/28/25 | 01/02/26 | KMB |
| 4,4'-DDE | ND | | ug/L | 0.09 | 0.02 | 0.94 | 391164 | 12/28/25 | 01/02/26 | KMB |
| Endrin | ND | | ug/L | 0.09 | 0.01 | 0.94 | 391164 | 12/28/25 | 01/02/26 | KMB |
| Endosulfan II | ND | | ug/L | 0.09 | 0.01 | 0.94 | 391164 | 12/28/25 | 01/02/26 | KMB |
| Endosulfan sulfate | ND | | ug/L | 0.09 | 0.01 | 0.94 | 391164 | 12/28/25 | 01/02/26 | KMB |
| 4,4'-DDD | ND | | ug/L | 0.09 | 0.02 | 0.94 | 391164 | 12/28/25 | 01/02/26 | KMB |
| Endrin aldehyde | ND | | ug/L | 0.09 | 0.02 | 0.94 | 391164 | 12/28/25 | 01/02/26 | KMB |
| Endrin ketone | ND | | ug/L | 0.09 | 0.02 | 0.94 | 391164 | 12/28/25 | 01/02/26 | KMB |
| 4,4'-DDT | ND | | ug/L | 0.09 | 0.03 | 0.94 | 391164 | 12/28/25 | 01/02/26 | KMB |
| Methoxychlor | ND | | ug/L | 0.09 | 0.02 | 0.94 | 391164 | 12/28/25 | 01/02/26 | KMB |
| Toxaphene | ND | | ug/L | 1.9 | 0.5 | 0.94 | 391164 | 12/28/25 | 01/02/26 | KMB |
| Chlordane (Technical) | ND | | ug/L | 0.9 | 0.2 | 0.94 | 391164 | 12/28/25 | 01/02/26 | KMB |
| **Surrogates** | | | | **Limits** | | | | | | |
| TCMX | 79% | | %REC | 29-120 | | 0.94 | 391164 | 12/28/25 | 01/02/26 | KMB |
| Decachlorobiphenyl | 87% | | %REC | 33-132 | | 0.94 | 391164 | 12/28/25 | 01/02/26 | KMB |
| Method: EPA 8082<br>Prep Method: EPA 3510C | | | | | | | | | | |
| Aroclor-1016 | ND | | ug/L | 0.47 | 0.28 | 0.94 | 391164 | 12/28/25 | 01/02/26 | KMB |
| Aroclor-1221 | ND | | ug/L | 0.47 | 0.33 | 0.94 | 391164 | 12/28/25 | 01/02/26 | KMB |
| Aroclor-1232 | ND | | ug/L | 0.47 | 0.30 | 0.94 | 391164 | 12/28/25 | 01/02/26 | KMB |
| Aroclor-1242 | ND | | ug/L | 0.47 | 0.39 | 0.94 | 391164 | 12/28/25 | 01/02/26 | KMB |
| Aroclor-1248 | ND | | ug/L | 0.47 | 0.22 | 0.94 | 391164 | 12/28/25 | 01/02/26 | KMB |
| Aroclor-1254 | ND | | ug/L | 0.47 | 0.33 | 0.94 | 391164 | 12/28/25 | 01/02/26 | KMB |
| Aroclor-1260 | ND | | ug/L | 0.47 | 0.31 | 0.94 | 391164 | 12/28/25 | 01/02/26 | KMB |
| Aroclor-1262 | ND | | ug/L | 0.47 | 0.38 | 0.94 | 391164 | 12/28/25 | 01/02/26 | KMB |



Results for any subcontracted analyses are not included in this section.

ENTHALPY ANALYTICAL

# Analysis Results for 549730

| 549730-002 Analyte | Result | Qual | Units | RL | MDL | DF | Batch | Prepared | Analyzed | Chemist |
|---|---|---|---|---|---|---|---|---|---|---|
| Aroclor-1268 | ND | | ug/L | 0.47 | 0.33 | 0.94 | 391164 | 12/28/25 | 01/02/26 | KMB |
| **Surrogates** | | | | **Limits** | | | | | | |
| Decachlorobiphenyl (PCB) | 77% | | %REC | 28-138 | | 0.94 | 391164 | 12/28/25 | 01/02/26 | KMB |
| Method: EPA 8260B<br>Prep Method: EPA 5030B | | | | | | | | | | |
| Carbon Disulfide | ND | | ug/L | 5.0 | 0.1 | 1 | 391133 | 12/27/25 | 12/27/25 | LYZ |
| Chloroprene | ND | | ug/L | 200 | 0.4 | 1 | 391133 | 12/27/25 | 12/27/25 | LYZ |
| 3-Chloropropene | ND | | ug/L | 5.0 | 0.3 | 1 | 391133 | 12/27/25 | 12/27/25 | LYZ |
| Ethyl methacrylate | ND | | ug/L | 50 | 2.1 | 1 | 391133 | 12/27/25 | 12/27/25 | LYZ |
| Ethanol | ND | | ug/L | 500 | 110 | 1 | 391133 | 12/27/25 | 12/27/25 | LYZ |
| 2-Hexanone | ND | | ug/L | 5.0 | 1.1 | 1 | 391133 | 12/27/25 | 12/27/25 | LYZ |
| Isopropanol (IPA) | ND | | ug/L | 200 | 52 | 1 | 391133 | 12/27/25 | 12/27/25 | LYZ |
| Methyl acrylonitrile | ND | | ug/L | 35 | 3.7 | 1 | 391133 | 12/27/25 | 12/27/25 | LYZ |
| Vinyl Acetate | ND | | ug/L | 50 | 15 | 1 | 391133 | 12/27/25 | 12/27/25 | LYZ |
| Acrolein | ND | | ug/L | 200 | 2.7 | 1 | 391133 | 12/27/25 | 12/27/25 | LYZ |
| Acrylonitrile | ND | | ug/L | 10 | 0.7 | 1 | 391133 | 12/27/25 | 12/27/25 | LYZ |
| Freon 12 | ND | | ug/L | 5.0 | 0.08 | 1 | 391133 | 12/27/25 | 12/27/25 | LYZ |
| Chloromethane | ND | | ug/L | 5.0 | 0.09 | 1 | 391133 | 12/27/25 | 12/27/25 | LYZ |
| Vinyl Chloride | ND | | ug/L | 5.0 | 0.06 | 1 | 391133 | 12/27/25 | 12/27/25 | LYZ |
| Bromomethane | ND | | ug/L | 5.0 | 0.1 | 1 | 391133 | 12/27/25 | 12/27/25 | LYZ |
| Chloroethane | ND | | ug/L | 5.0 | 0.1 | 1 | 391133 | 12/27/25 | 12/27/25 | LYZ |
| Trichlorofluoromethane | ND | | ug/L | 5.0 | 0.05 | 1 | 391133 | 12/27/25 | 12/27/25 | LYZ |
| Iodomethane | ND | | ug/L | 5.0 | | 1 | 391133 | 12/27/25 | 12/27/25 | LYZ |
| Acetone | ND | | ug/L | 100 | 5.0 | 1 | 391133 | 12/27/25 | 12/27/25 | LYZ |
| Freon 113 | ND | | ug/L | 5.0 | 0.1 | 1 | 391133 | 12/27/25 | 12/27/25 | LYZ |
| 1,1-Dichloroethene | ND | | ug/L | 5.0 | 0.09 | 1 | 391133 | 12/27/25 | 12/27/25 | LYZ |
| Methylene Chloride | ND | | ug/L | 10 | 0.2 | 1 | 391133 | 12/27/25 | 12/27/25 | LYZ |
| MTBE | ND | | ug/L | 5.0 | 0.08 | 1 | 391133 | 12/27/25 | 12/27/25 | LYZ |
| trans-1,2-Dichloroethene | ND | | ug/L | 5.0 | 0.1 | 1 | 391133 | 12/27/25 | 12/27/25 | LYZ |
| 1,1-Dichloroethane | ND | | ug/L | 5.0 | 0.06 | 1 | 391133 | 12/27/25 | 12/27/25 | LYZ |
| 2-Butanone | ND | | ug/L | 10 | 1.5 | 1 | 391133 | 12/27/25 | 12/27/25 | LYZ |
| cis-1,2-Dichloroethene | ND | | ug/L | 5.0 | 0.06 | 1 | 391133 | 12/27/25 | 12/27/25 | LYZ |
| 2,2-Dichloropropane | ND | | ug/L | 5.0 | 0.1 | 1 | 391133 | 12/27/25 | 12/27/25 | LYZ |
| Chloroform | ND | | ug/L | 5.0 | 0.08 | 1 | 391133 | 12/27/25 | 12/27/25 | LYZ |
| Bromochloromethane | ND | | ug/L | 5.0 | 0.2 | 1 | 391133 | 12/27/25 | 12/27/25 | LYZ |
| 1,1,1-Trichloroethane | ND | | ug/L | 5.0 | 0.07 | 1 | 391133 | 12/27/25 | 12/27/25 | LYZ |
| 1,1-Dichloropropene | ND | | ug/L | 5.0 | 0.07 | 1 | 391133 | 12/27/25 | 12/27/25 | LYZ |
| Carbon Tetrachloride | ND | | ug/L | 5.0 | 0.07 | 1 | 391133 | 12/27/25 | 12/27/25 | LYZ |
| 1,2-Dichloroethane | ND | | ug/L | 5.0 | 0.1 | 1 | 391133 | 12/27/25 | 12/27/25 | LYZ |
| Benzene | ND | | ug/L | 1.0 | 0.03 | 1 | 391133 | 12/27/25 | 12/27/25 | LYZ |
| Trichloroethene | ND | | ug/L | 5.0 | 0.05 | 1 | 391133 | 12/27/25 | 12/27/25 | LYZ |
| 1,2-Dichloropropane | ND | | ug/L | 5.0 | 0.1 | 1 | 391133 | 12/27/25 | 12/27/25 | LYZ |
| Bromodichloromethane | ND | | ug/L | 5.0 | 0.09 | 1 | 391133 | 12/27/25 | 12/27/25 | LYZ |
| Dibromomethane | ND | | ug/L | 5.0 | 0.1 | 1 | 391133 | 12/27/25 | 12/27/25 | LYZ |
| 4-Methyl-2-Pentanone | ND | | ug/L | 5.0 | 1.0 | 1 | 391133 | 12/27/25 | 12/27/25 | LYZ |
| cis-1,3-Dichloropropene | ND | | ug/L | 5.0 | 0.06 | 1 | 391133 | 12/27/25 | 12/27/25 | LYZ |
| Toluene | ND | | ug/L | 5.0 | 0.06 | 1 | 391133 | 12/27/25 | 12/27/25 | LYZ |
| trans-1,3-Dichloropropene | ND | | ug/L | 5.0 | 0.08 | 1 | 391133 | 12/27/25 | 12/27/25 | LYZ |
| 1,1,2-Trichloroethane | ND | | ug/L | 5.0 | 0.2 | 1 | 391133 | 12/27/25 | 12/27/25 | LYZ |
| 1,3-Dichloropropane | ND | | ug/L | 5.0 | 0.1 | 1 | 391133 | 12/27/25 | 12/27/25 | LYZ |
| Tetrachloroethene | ND | | ug/L | 5.0 | 0.1 | 1 | 391133 | 12/27/25 | 12/27/25 | LYZ |
| Dibromochloromethane | ND | | ug/L | 5.0 | 0.09 | 1 | 391133 | 12/27/25 | 12/27/25 | LYZ |



Results for any subcontracted analyses are not included in this section.

ENTHALPY ANALYTICAL

# Analysis Results for 549730

| 549730-002 Analyte | Result | Qual | Units | RL | MDL | DF | Batch | Prepared | Analyzed | Chemist |
|---|---|---|---|---|---|---|---|---|---|---|
| 1,2-Dibromoethane | ND | | ug/L | 5.0 | 0.1 | 1 | 391133 | 12/27/25 | 12/27/25 | LYZ |
| Chlorobenzene | ND | | ug/L | 5.0 | 0.09 | 1 | 391133 | 12/27/25 | 12/27/25 | LYZ |
| 1,1,1,2-Tetrachloroethane | ND | | ug/L | 5.0 | 0.1 | 1 | 391133 | 12/27/25 | 12/27/25 | LYZ |
| Ethylbenzene | ND | | ug/L | 5.0 | 0.09 | 1 | 391133 | 12/27/25 | 12/27/25 | LYZ |
| m,p-Xylenes | ND | | ug/L | 5.0 | 0.1 | 1 | 391133 | 12/27/25 | 12/27/25 | LYZ |
| o-Xylene | ND | | ug/L | 5.0 | 0.06 | 1 | 391133 | 12/27/25 | 12/27/25 | LYZ |
| Styrene | ND | | ug/L | 5.0 | 0.09 | 1 | 391133 | 12/27/25 | 12/27/25 | LYZ |
| Bromoform | ND | | ug/L | 5.0 | 0.07 | 1 | 391133 | 12/27/25 | 12/27/25 | LYZ |
| Isopropylbenzene | ND | | ug/L | 5.0 | 0.05 | 1 | 391133 | 12/27/25 | 12/27/25 | LYZ |
| 1,1,2,2-Tetrachloroethane | ND | | ug/L | 5.0 | 0.07 | 1 | 391133 | 12/27/25 | 12/27/25 | LYZ |
| 1,2,3-Trichloropropane | ND | | ug/L | 5.0 | 0.1 | 1 | 391133 | 12/27/25 | 12/27/25 | LYZ |
| Propylbenzene | ND | | ug/L | 5.0 | 0.07 | 1 | 391133 | 12/27/25 | 12/27/25 | LYZ |
| Bromobenzene | ND | | ug/L | 5.0 | 0.03 | 1 | 391133 | 12/27/25 | 12/27/25 | LYZ |
| 1,3,5-Trimethylbenzene | ND | | ug/L | 5.0 | 0.06 | 1 | 391133 | 12/27/25 | 12/27/25 | LYZ |
| 2-Chlorotoluene | ND | | ug/L | 5.0 | 0.05 | 1 | 391133 | 12/27/25 | 12/27/25 | LYZ |
| 4-Chlorotoluene | ND | | ug/L | 5.0 | 0.06 | 1 | 391133 | 12/27/25 | 12/27/25 | LYZ |
| tert-Butylbenzene | ND | | ug/L | 5.0 | 0.03 | 1 | 391133 | 12/27/25 | 12/27/25 | LYZ |
| 1,2,4-Trimethylbenzene | ND | | ug/L | 5.0 | 0.03 | 1 | 391133 | 12/27/25 | 12/27/25 | LYZ |
| sec-Butylbenzene | ND | | ug/L | 5.0 | 0.06 | 1 | 391133 | 12/27/25 | 12/27/25 | LYZ |
| para-Isopropyl Toluene | ND | | ug/L | 5.0 | 0.07 | 1 | 391133 | 12/27/25 | 12/27/25 | LYZ |
| 1,3-Dichlorobenzene | ND | | ug/L | 5.0 | 0.06 | 1 | 391133 | 12/27/25 | 12/27/25 | LYZ |
| 1,4-Dichlorobenzene | ND | | ug/L | 5.0 | 0.09 | 1 | 391133 | 12/27/25 | 12/27/25 | LYZ |
| n-Butylbenzene | ND | | ug/L | 5.0 | 0.06 | 1 | 391133 | 12/27/25 | 12/27/25 | LYZ |
| 1,2-Dichlorobenzene | ND | | ug/L | 5.0 | 0.09 | 1 | 391133 | 12/27/25 | 12/27/25 | LYZ |
| 1,2-Dibromo-3-Chloropropane | ND | | ug/L | 5.0 | 0.5 | 1 | 391133 | 12/27/25 | 12/27/25 | LYZ |
| 1,2,4-Trichlorobenzene | ND | | ug/L | 5.0 | 0.07 | 1 | 391133 | 12/27/25 | 12/27/25 | LYZ |
| Hexachlorobutadiene | ND | | ug/L | 5.0 | 0.2 | 1 | 391133 | 12/27/25 | 12/27/25 | LYZ |
| 1,2,3-Trichlorobenzene | ND | | ug/L | 5.0 | 0.08 | 1 | 391133 | 12/27/25 | 12/27/25 | LYZ |
| cis-1,4-Dichloro-2-butene | ND | | ug/L | 5.0 | 0.4 | 1 | 391133 | 12/27/25 | 12/27/25 | LYZ |
| trans-1,4-Dichloro-2-butene | ND | | ug/L | 5.0 | 0.4 | 1 | 391133 | 12/27/25 | 12/27/25 | LYZ |
| Xylene (total) | ND | | ug/L | 5.0 | | 1 | 391133 | 12/27/25 | 12/27/25 | LYZ |
| **Surrogates** | | | | **Limits** | | | | | | |
| Dibromofluoromethane | 96% | | %REC | 70-130 | | 1 | 391133 | 12/27/25 | 12/27/25 | LYZ |
| 1,2-Dichloroethane-d4 | 99% | | %REC | 70-130 | | 1 | 391133 | 12/27/25 | 12/27/25 | LYZ |
| Toluene-d8 | 101% | | %REC | 70-130 | | 1 | 391133 | 12/27/25 | 12/27/25 | LYZ |
| Bromofluorobenzene | 99% | | %REC | 70-130 | | 1 | 391133 | 12/27/25 | 12/27/25 | LYZ |
| Method: EPA 8270C-SIM<br>Prep Method: EPA 3535 | | | | | | | | | | |
| 1,4-Dioxane | ND | | ug/L | 1.0 | 0.87 | 1 | 391062 | 12/26/25 | 12/29/25 | TJW |
| **Surrogates** | | | | **Limits** | | | | | | |
| 1,4-Dioxane-d8 (SUR) | 96% | | %REC | 80-120 | | 1 | 391062 | 12/26/25 | 12/29/25 | TJW |
| Method: EPA 8270C<br>Prep Method: EPA 3510C | | | | | | | | | | |
| Carbazole | ND | | ug/L | 20 | 5.5 | 2 | 391341 | 12/30/25 | 01/04/26 | MSS |
| N-Nitrosodimethylamine | ND | | ug/L | 20 | 5.8 | 2 | 391341 | 12/30/25 | 01/04/26 | MSS |
| Aniline | ND | | ug/L | 20 | 5.7 | 2 | 391341 | 12/30/25 | 01/04/26 | MSS |
| bis(2-Chloroethyl)ether | ND | | ug/L | 50 | 7.4 | 2 | 391341 | 12/30/25 | 01/04/26 | MSS |
| 2-Chlorophenol | ND | | ug/L | 20 | 7.2 | 2 | 391341 | 12/30/25 | 01/04/26 | MSS |
| 1,3-Dichlorobenzene | ND | | ug/L | 20 | 6.5 | 2 | 391341 | 12/30/25 | 01/04/26 | MSS |
| 1,4-Dichlorobenzene | ND | | ug/L | 20 | 6.8 | 2 | 391341 | 12/30/25 | 01/04/26 | MSS |



Results for any subcontracted analyses are not included in this section.

ENTHALPY ANALYTICAL

# Analysis Results for 549730

| 549730-002 Analyte | Result | Qual | Units | RL | MDL | DF | Batch | Prepared | Analyzed | Chemist |
|---|---|---|---|---|---|---|---|---|---|---|
| Benzyl alcohol | ND | | ug/L | 50 | 12 | 2 | 391341 | 12/30/25 | 01/04/26 | MSS |
| 1,2-Dichlorobenzene | ND | | ug/L | 20 | 6.7 | 2 | 391341 | 12/30/25 | 01/04/26 | MSS |
| bis(2-Chloroisopropyl) ether | ND | | ug/L | 20 | 7.7 | 2 | 391341 | 12/30/25 | 01/04/26 | MSS |
| N-Nitroso-di-n-propylamine | ND | | ug/L | 20 | 7.7 | 2 | 391341 | 12/30/25 | 01/04/26 | MSS |
| Hexachloroethane | ND | | ug/L | 20 | 6.0 | 2 | 391341 | 12/30/25 | 01/04/26 | MSS |
| Nitrobenzene | ND | | ug/L | 50 | 17 | 2 | 391341 | 12/30/25 | 01/04/26 | MSS |
| Isophorone | ND | | ug/L | 20 | 7.4 | 2 | 391341 | 12/30/25 | 01/04/26 | MSS |
| 2-Nitrophenol | ND | | ug/L | 20 | 11 | 2 | 391341 | 12/30/25 | 01/04/26 | MSS |
| 2,4-Dimethylphenol | ND | | ug/L | 20 | 6.5 | 2 | 391341 | 12/30/25 | 01/04/26 | MSS |
| bis(2-Chloroethoxy)methane | ND | | ug/L | 20 | 7.3 | 2 | 391341 | 12/30/25 | 01/04/26 | MSS |
| 2,4-Dichlorophenol | ND | | ug/L | 20 | 7.4 | 2 | 391341 | 12/30/25 | 01/04/26 | MSS |
| 1,2,4-Trichlorobenzene | ND | | ug/L | 20 | 6.9 | 2 | 391341 | 12/30/25 | 01/04/26 | MSS |
| 4-Chloroaniline | ND | | ug/L | 20 | 6.2 | 2 | 391341 | 12/30/25 | 01/04/26 | MSS |
| Hexachlorobutadiene | ND | | ug/L | 20 | 4.4 | 2 | 391341 | 12/30/25 | 01/04/26 | MSS |
| 4-Chloro-3-methylphenol | ND | | ug/L | 20 | 7.2 | 2 | 391341 | 12/30/25 | 01/04/26 | MSS |
| 2-Methylnaphthalene | ND | | ug/L | 20 | 6.7 | 2 | 391341 | 12/30/25 | 01/04/26 | MSS |
| Hexachlorocyclopentadiene | ND | | ug/L | 50 | 16 | 2 | 391341 | 12/30/25 | 01/04/26 | MSS |
| 2,4,6-Trichlorophenol | ND | | ug/L | 20 | 8.1 | 2 | 391341 | 12/30/25 | 01/04/26 | MSS |
| 2,4,5-Trichlorophenol | ND | | ug/L | 20 | 7.4 | 2 | 391341 | 12/30/25 | 01/04/26 | MSS |
| 2-Chloronaphthalene | ND | | ug/L | 20 | 6.8 | 2 | 391341 | 12/30/25 | 01/04/26 | MSS |
| 2-Nitroaniline | ND | | ug/L | 100 | 8.7 | 2 | 391341 | 12/30/25 | 01/04/26 | MSS |
| Dimethylphthalate | ND | | ug/L | 20 | 6.9 | 2 | 391341 | 12/30/25 | 01/04/26 | MSS |
| Acenaphthylene | ND | | ug/L | 20 | 7.7 | 2 | 391341 | 12/30/25 | 01/04/26 | MSS |
| 2,6-Dinitrotoluene | ND | | ug/L | 20 | 8.9 | 2 | 391341 | 12/30/25 | 01/04/26 | MSS |
| 3-Nitroaniline | ND | | ug/L | 20 | 8.0 | 2 | 391341 | 12/30/25 | 01/04/26 | MSS |
| Acenaphthene | ND | | ug/L | 20 | 6.5 | 2 | 391341 | 12/30/25 | 01/04/26 | MSS |
| 2,4-Dinitrophenol | ND | | ug/L | 100 | 30 | 2 | 391341 | 12/30/25 | 01/04/26 | MSS |
| 4-Nitrophenol | ND | | ug/L | 20 | 17 | 2 | 391341 | 12/30/25 | 01/04/26 | MSS |
| Dibenzofuran | ND | | ug/L | 20 | 6.4 | 2 | 391341 | 12/30/25 | 01/04/26 | MSS |
| 2,4-Dinitrotoluene | ND | | ug/L | 20 | 8.5 | 2 | 391341 | 12/30/25 | 01/04/26 | MSS |
| Diethylphthalate | ND | | ug/L | 20 | 5.8 | 2 | 391341 | 12/30/25 | 01/04/26 | MSS |
| Fluorene | ND | | ug/L | 20 | 6.2 | 2 | 391341 | 12/30/25 | 01/04/26 | MSS |
| 4-Chlorophenyl-phenylether | ND | | ug/L | 20 | 6.1 | 2 | 391341 | 12/30/25 | 01/04/26 | MSS |
| 4-Nitroaniline | ND | | ug/L | 20 | 6.7 | 2 | 391341 | 12/30/25 | 01/04/26 | MSS |
| 4,6-Dinitro-2-methylphenol | ND | | ug/L | 100 | 34 | 2 | 391341 | 12/30/25 | 01/04/26 | MSS |
| N-Nitrosodiphenylamine | ND | | ug/L | 20 | 7.9 | 2 | 391341 | 12/30/25 | 01/04/26 | MSS |
| 1,2-diphenylhydrazine (as azobenzene) | ND | | ug/L | 20 | 5.8 | 2 | 391341 | 12/30/25 | 01/04/26 | MSS |
| 4-Bromophenyl-phenylether | ND | | ug/L | 20 | 6.6 | 2 | 391341 | 12/30/25 | 01/04/26 | MSS |
| Hexachlorobenzene | ND | | ug/L | 20 | 6.1 | 2 | 391341 | 12/30/25 | 01/04/26 | MSS |
| Pentachlorophenol | ND | | ug/L | 50 | 11 | 2 | 391341 | 12/30/25 | 01/04/26 | MSS |
| Phenanthrene | ND | | ug/L | 20 | 5.8 | 2 | 391341 | 12/30/25 | 01/04/26 | MSS |
| Anthracene | ND | | ug/L | 20 | 5.6 | 2 | 391341 | 12/30/25 | 01/04/26 | MSS |
| Di-n-butylphthalate | ND | | ug/L | 20 | 6.0 | 2 | 391341 | 12/30/25 | 01/04/26 | MSS |
| Fluoranthene | ND | | ug/L | 20 | 5.6 | 2 | 391341 | 12/30/25 | 01/04/26 | MSS |
| Benzidine | ND | | ug/L | 100 | 37 | 2 | 391341 | 12/30/25 | 01/04/26 | MSS |
| Pyrene | ND | | ug/L | 20 | 5.4 | 2 | 391341 | 12/30/25 | 01/04/26 | MSS |
| Butylbenzylphthalate | ND | | ug/L | 20 | 7.3 | 2 | 391341 | 12/30/25 | 01/04/26 | MSS |
| 3,3'-Dichlorobenzidine | ND | | ug/L | 50 | 10 | 2 | 391341 | 12/30/25 | 01/04/26 | MSS |
| Benzo(a)anthracene | ND | | ug/L | 20 | 4.8 | 2 | 391341 | 12/30/25 | 01/04/26 | MSS |
| Chrysene | ND | | ug/L | 20 | 4.9 | 2 | 391341 | 12/30/25 | 01/04/26 | MSS |
| bis(2-Ethylhexyl)phthalate | ND | | ug/L | 20 | 6.6 | 2 | 391341 | 12/30/25 | 01/04/26 | MSS |



Results for any subcontracted analyses are not included in this section.

ENTHALPY ANALYTICAL

# Analysis Results for 549730

| 549730-002 Analyte | Result | Qual | Units | RL | MDL | DF | Batch | Prepared | Analyzed | Chemist |
|---|---|---|---|---|---|---|---|---|---|---|
| Di-n-octylphthalate | ND | | ug/L | 20 | 9.4 | 2 | 391341 | 12/30/25 | 01/04/26 | MSS |
| Benzo(b)fluoranthene | ND | | ug/L | 20 | 6.0 | 2 | 391341 | 12/30/25 | 01/04/26 | MSS |
| Benzo(k)fluoranthene | ND | | ug/L | 20 | 6.2 | 2 | 391341 | 12/30/25 | 01/04/26 | MSS |
| Benzo(a)pyrene | ND | | ug/L | 20 | 6.3 | 2 | 391341 | 12/30/25 | 01/04/26 | MSS |
| Indeno(1,2,3-cd)pyrene | ND | | ug/L | 20 | 8.5 | 2 | 391341 | 12/30/25 | 01/04/26 | MSS |
| Dibenz(a,h)anthracene | ND | | ug/L | 20 | 8.3 | 2 | 391341 | 12/30/25 | 01/04/26 | MSS |
| Benzo(g,h,i)perylene | ND | | ug/L | 20 | 8.2 | 2 | 391341 | 12/30/25 | 01/04/26 | MSS |
| **Surrogates** | | | | **Limits** | | | | | | |
| 2-Fluorophenol | 37% | | %REC | 15-120 | | 2 | 391341 | 12/30/25 | 01/04/26 | MSS |
| Phenol-d6 | 29% | | %REC | 15-120 | | 2 | 391341 | 12/30/25 | 01/04/26 | MSS |
| 2,4,6-Tribromophenol | 85% | | %REC | 15-140 | | 2 | 391341 | 12/30/25 | 01/04/26 | MSS |
| Nitrobenzene-d5 | 53% | | %REC | 15-123 | | 2 | 391341 | 12/30/25 | 01/04/26 | MSS |
| 2-Fluorobiphenyl | 53% | | %REC | 15-120 | | 2 | 391341 | 12/30/25 | 01/04/26 | MSS |
| Terphenyl-d14 | 76% | | %REC | 15-120 | | 2 | 391341 | 12/30/25 | 01/04/26 | MSS |
| Method: SM 4500-CN-E<br>Prep Method: METHOD | | | | | | | | | | |
| Cyanide | ND | | mg/L | 0.0050 | 0.0017 | 0.5 | 391320 | 12/30/25 | 12/31/25 | JAK |
| Method: SM 4500-S2-D<br>Prep Method: METHOD | | | | | | | | | | |
| Sulfide | ND | | mg/L | 0.10 | | 1 | 391121 | 12/26/25 | 12/26/25 | TXC |
| Method: SM 5310B<br>Prep Method: SM 5310B | | | | | | | | | | |
| Total Organic Carbon | **39** | | mg/L | 1.0 | 0.49 | 1 | 391156 | 12/28/25 | 12/28/25 | BDR |
| Method: SM 9221B<br>Prep Method: METHOD | | | | | | | | | | |
| Coliform, Total | **>1,600** | | MPN/100ml | 1.8 | | 1 | 391013 | 12/24/25 13:40 | 12/26/25 14:04 | BPH |
| Method: SM 9221F | | | | | | | | | | |
| Coliform, E. Coli | **>1,600** | | MPN/100ml | 1.8 | | 1 | 391013 | 12/24/25 13:40 | 12/26/25 14:04 | BPH |
| Method: SM2130B | | | | | | | | | | |
| Turbidity | **2,400** | | NTU | 0.80 | 0.50 | 4 | 391026 | 12/24/25 19:41 | 12/24/25 19:41 | CDR |
| Method: SM2320B<br>Prep Method: METHOD | | | | | | | | | | |
| Bicarbonate | **86** | | mg/L | 2.4 | | 1 | 391081 | 12/26/25 | 12/26/25 | WWC |
| Alkalinity, Total as CaCO3 | **96** | | mg/L | 2.0 | | 1 | 391081 | 12/26/25 | 12/26/25 | WWC |
| Method: SM2510B<br>Prep Method: METHOD | | | | | | | | | | |
| Specific Conductance | **900** | | umhos/cm | 1.0 | | 1 | 391192 | 12/29/25 | 12/29/25 | CDR |
| Method: SM2540C<br>Prep Method: METHOD | | | | | | | | | | |
| Total Dissolved Solids | **810** | | mg/L | 20 | | 2 | 391172 | 12/29/25 | 12/31/25 | CDR |
| Method: SM2540D<br>Prep Method: METHOD | | | | | | | | | | |
| Total Suspended Solids | **1,900** | | mg/L | 0.5 | | 1 | 391097 | 12/26/25 | 12/29/25 | CKN |
| Method: SM5210B<br>Prep Method: METHOD | | | | | | | | | | |
| Biochemical Oxygen Demand | **12** | | mg/L | 3.0 | | 1 | 390990 | 12/24/25 13:28 | 12/29/25 16:15 | AAB |



Results for any subcontracted analyses are not included in this section.

# Analysis Results for 549730

| 549730-002 Analyte | Result | Qual | Units | RL | MDL | DF | Batch | Prepared | Analyzed | Chemist |
|---|---|---|---|---|---|---|---|---|---|---|
| Method: SM5220D<br>Prep Method: SM 5220D | | | | | | | | | | |
| Chemical Oxygen Demand | **150** | | mg/L | 8.0 | 3.9 | 2 | 391311 | 12/31/25 | 12/31/25 | ARM |

> Value exceeds indicated concentration
J Estimated value
ND Not Detected



Results for any subcontracted analyses are not included in this section.

ENTHALPY ANALYTICAL

# Batch QC

| Type: Blank | Lab ID: QC1326378 | Batch: 391198 |
|---|---|---|
| Matrix: Water | Method: EPA 1664A | Prep Method: METHOD |

| QC1326378 Analyte | Result | Qual | Units | RL | MDL | Prepared | Analyzed |
|---|---|---|---|---|---|---|---|
| Total Oil and Grease | ND | | mg/L | 5.0 | 0.97 | 12/29/25 | 12/30/25 |

| Type: Lab Control Sample | Lab ID: QC1326379 | Batch: 391198 |
|---|---|---|
| Matrix: Water | Method: EPA 1664A | Prep Method: METHOD |

| QC1326379 Analyte | Result | Spiked | Units | Recovery | Qual | Limits |
|---|---|---|---|---|---|---|
| Total Oil and Grease | 37.10 | 40.00 | mg/L | 93% | | 78-114 |

| Type: Lab Control Sample Duplicate | Lab ID: QC1326380 | Batch: 391198 |
|---|---|---|
| Matrix: Water | Method: EPA 1664A | Prep Method: METHOD |

| QC1326380 Analyte | Result | Spiked | Units | Recovery | Qual | Limits | RPD | RPD Lim |
|---|---|---|---|---|---|---|---|---|
| Total Oil and Grease | 35.90 | 40.00 | mg/L | 90% | | 78-114 | 3 | 18 |

| Type: Blank | Lab ID: QC1325777 | Batch: 391061 |
|---|---|---|
| Matrix: Water | Method: EPA 200.7 | Prep Method: EPA 3015A |

| QC1325777 Analyte | Result | Qual | Units | RL | MDL | Prepared | Analyzed |
|---|---|---|---|---|---|---|---|
| Calcium | ND | | mg/L | 0.10 | 0.0095 | 12/26/25 | 12/26/25 |
| Iron | ND | | mg/L | 0.050 | 0.017 | 12/26/25 | 12/26/25 |
| Magnesium | ND | | mg/L | 0.10 | 0.017 | 12/26/25 | 12/26/25 |
| Potassium | ND | | mg/L | 0.50 | 0.20 | 12/26/25 | 12/26/25 |
| Sodium | ND | | mg/L | 0.50 | 0.017 | 12/26/25 | 12/26/25 |

| Type: Lab Control Sample | Lab ID: QC1325778 | Batch: 391061 |
|---|---|---|
| Matrix: Water | Method: EPA 200.7 | Prep Method: EPA 3015A |

| QC1325778 Analyte | Result | Spiked | Units | Recovery | Qual | Limits |
|---|---|---|---|---|---|---|
| Calcium | 19.67 | 20.40 | mg/L | 96% | | 85-115 |
| Iron | 0.3801 | 0.4000 | mg/L | 95% | | 85-115 |
| Magnesium | 20.63 | 20.40 | mg/L | 101% | | 85-115 |
| Potassium | 23.56 | 24.00 | mg/L | 98% | | 85-115 |
| Sodium | 20.05 | 20.40 | mg/L | 98% | | 85-115 |

ENTHALPY ANALYTICAL

# Batch QC

| Type: | Matrix Spike | Lab ID: | QC1325779 | Batch: | 391061 |
|---|---|---|---|---|---|
| Matrix (Source ID): | Water (549730-001) | Method: | EPA 200.7 | Prep Method: | EPA 3015A |

| QC1325779 Analyte | Result | Source Sample Result | Spiked | Units | Recovery | Qual | Limits | DF |
|---|---|---|---|---|---|---|---|---|
| Calcium | 128.1 | 109.8 | 20.40 | mg/L | 90% | NM | 75-125 | 1 |
| Iron | 77.68 | 68.15 | 0.4000 | mg/L | 2382% | NM | 75-125 | 10 |
| Magnesium | 56.71 | 34.36 | 20.40 | mg/L | 110% | | 75-125 | 1 |
| Potassium | 55.73 | 31.63 | 24.00 | mg/L | 100% | | 75-125 | 1 |
| Sodium | 66.06 | 46.45 | 20.40 | mg/L | 96% | | 75-125 | 1 |

| Type: | Matrix Spike Duplicate | Lab ID: | QC1325780 | Batch: | 391061 |
|---|---|---|---|---|---|
| Matrix (Source ID): | Water (549730-001) | Method: | EPA 200.7 | Prep Method: | EPA 3015A |

| QC1325780 Analyte | Result | Source Sample Result | Spiked | Units | Recovery | Qual | Limits | RPD | RPD Lim | DF |
|---|---|---|---|---|---|---|---|---|---|---|
| Calcium | 129.1 | 109.8 | 20.40 | mg/L | 95% | NM | 75-125 | 1 | 20 | 1 |
| Iron | 86.84 | 68.15 | 0.4000 | mg/L | 4670% | NM | 75-125 | 11 | 20 | 10 |
| Magnesium | 59.64 | 34.36 | 20.40 | mg/L | 124% | | 75-125 | 5 | 20 | 1 |
| Potassium | 57.68 | 31.63 | 24.00 | mg/L | 109% | | 75-125 | 3 | 20 | 1 |
| Sodium | 67.02 | 46.45 | 20.40 | mg/L | 101% | | 75-125 | 1 | 20 | 1 |

| Type: | Serial Dilution | Lab ID: | QC1325842 | Batch: | 391061 |
|---|---|---|---|---|---|
| Matrix (Source ID): | Water (549730-001) | Method: | EPA 200.7 | Prep Method: | EPA 3015A |

| QC1325842 Analyte | Result | Source Sample Result | Units | Qual | RPD | RPD Lim | DF |
|---|---|---|---|---|---|---|---|
| Calcium | 115.4 | 109.8 | mg/L | | | | 5 |
| Iron | 69.67 | 68.15 | mg/L | | | | 50 |
| Magnesium | 36.21 | 34.36 | mg/L | | | | 5 |
| Potassium | 31.55 | 31.63 | mg/L | | | | 5 |
| Sodium | 47.70 | 46.45 | mg/L | | | | 5 |

ENTHALPY ANALYTICAL

# Batch QC

| | | | | | |
|---|---|---|---|---|---|
| **Type:** | **Blank** | **Lab ID:** | **QC1325533** | **Batch:** | **390998** |
| **Matrix:** | **Water** | **Method:** | **EPA 200.8** | **Prep Method:** | **EPA 3015A** |

| QC1325533 Analyte | Result | Qual | Units | RL | MDL | Prepared | Analyzed |
|---|---|---|---|---|---|---|---|
| Antimony | ND | | ug/L | 2.0 | 0.31 | 12/24/25 | 12/26/25 |
| Arsenic | ND | | ug/L | 2.0 | 0.21 | 12/24/25 | 12/26/25 |
| Barium | ND | | ug/L | 5.0 | 0.33 | 12/24/25 | 12/24/25 |
| Beryllium | ND | | ug/L | 1.0 | 0.062 | 12/24/25 | 12/24/25 |
| Boron | 11 | | ug/L | 10 | 6.0 | 12/24/25 | 12/24/25 |
| Cadmium | ND | | ug/L | 1.0 | 0.11 | 12/24/25 | 12/24/25 |
| Chromium | ND | | ug/L | 5.0 | 0.34 | 12/24/25 | 12/26/25 |
| Cobalt | ND | | ug/L | 1.0 | 0.068 | 12/24/25 | 12/26/25 |
| Copper | ND | | ug/L | 3.0 | 0.71 | 12/24/25 | 12/26/25 |
| Lead | ND | | ug/L | 5.0 | 0.16 | 12/24/25 | 12/24/25 |
| Manganese | ND | | ug/L | 10 | 1.7 | 12/24/25 | 12/26/25 |
| Nickel | ND | | ug/L | 5.0 | 1.3 | 12/24/25 | 12/26/25 |
| Selenium | ND | | ug/L | 2.0 | 1.6 | 12/24/25 | 12/26/25 |
| Silver | ND | | ug/L | 5.0 | 0.50 | 12/24/25 | 12/24/25 |
| Thallium | ND | | ug/L | 1.0 | 0.42 | 12/24/25 | 12/24/25 |
| Tin | 0.35 | J | ug/L | 5.0 | 0.33 | 12/24/25 | 12/26/25 |
| Vanadium | ND | | ug/L | 5.0 | 0.26 | 12/24/25 | 12/26/25 |

| | | | | | |
|---|---|---|---|---|---|
| **Type:** | **Lab Control Sample** | **Lab ID:** | **QC1325534** | **Batch:** | **390998** |
| **Matrix:** | **Water** | **Method:** | **EPA 200.8** | **Prep Method:** | **EPA 3015A** |

| QC1325534 Analyte | Result | Spiked | Units | Recovery | Qual | Limits |
|---|---|---|---|---|---|---|
| Antimony | 108.2 | 100.0 | ug/L | 108% | | 85-115 |
| Arsenic | 98.46 | 100.0 | ug/L | 98% | | 85-115 |
| Barium | 99.34 | 100.0 | ug/L | 99% | | 85-115 |
| Beryllium | 99.23 | 100.0 | ug/L | 99% | | 85-115 |
| Boron | 87.32 | 100.0 | ug/L | 87% | | 85-115 |
| Cadmium | 97.48 | 100.0 | ug/L | 97% | | 85-115 |
| Chromium | 94.76 | 100.0 | ug/L | 95% | | 85-115 |
| Cobalt | 97.40 | 100.0 | ug/L | 97% | | 85-115 |
| Copper | 96.11 | 100.0 | ug/L | 96% | | 85-115 |
| Lead | 99.62 | 100.0 | ug/L | 100% | | 85-115 |
| Manganese | 98.96 | 100.0 | ug/L | 99% | | 85-115 |
| Nickel | 96.76 | 100.0 | ug/L | 97% | | 85-115 |
| Selenium | 101.0 | 100.0 | ug/L | 101% | | 85-115 |
| Silver | 49.57 | 50.00 | ug/L | 99% | | 85-115 |
| Thallium | 99.37 | 100.0 | ug/L | 99% | | 85-115 |
| Tin | 98.14 | 100.0 | ug/L | 98% | | 85-115 |
| Vanadium | 95.49 | 100.0 | ug/L | 95% | | 85-115 |

ENTHALPY ANALYTICAL

# Batch QC

| Type: | Matrix Spike | Lab ID: | QC1325535 | Batch: | 390998 |
|---|---|---|---|---|---|
| Matrix (Source ID): | Water (549710-002) | Method: | EPA 200.8 | Prep Method: | EPA 3015A |

| QC1325535 Analyte | Result | Source Sample Result | Spiked | Units | Recovery | Qual | Limits | DF |
|---|---|---|---|---|---|---|---|---|
| Antimony | 108.3 | 0.9380 | 100.0 | ug/L | 107% | | 70-130 | 10 |
| Arsenic | 103.9 | ND | 100.0 | ug/L | 104% | | 70-130 | 10 |
| Barium | 107.6 | 9.618 | 100.0 | ug/L | 98% | | 70-130 | 10 |
| Beryllium | 99.78 | ND | 100.0 | ug/L | 100% | | 70-130 | 10 |
| Boron | 139.4 | 13.55 | 100.0 | ug/L | 126% | | 70-130 | 10 |
| Cadmium | 98.07 | ND | 100.0 | ug/L | 98% | | 70-130 | 10 |
| Chromium | 104.3 | ND | 100.0 | ug/L | 104% | | 70-130 | 10 |
| Cobalt | 102.6 | 0.3000 | 100.0 | ug/L | 102% | | 70-130 | 10 |
| Copper | 117.1 | 12.80 | 100.0 | ug/L | 104% | | 70-130 | 10 |
| Lead | 99.89 | 1.333 | 100.0 | ug/L | 99% | | 70-130 | 10 |
| Manganese | 107.5 | 5.140 | 100.0 | ug/L | 102% | | 70-130 | 10 |
| Nickel | 105.1 | ND | 100.0 | ug/L | 105% | | 70-130 | 10 |
| Selenium | 87.47 | ND | 100.0 | ug/L | 87% | | 70-130 | 10 |
| Silver | 51.18 | ND | 50.00 | ug/L | 102% | | 70-130 | 10 |
| Thallium | 97.26 | ND | 100.0 | ug/L | 97% | | 70-130 | 10 |
| Tin | 100.7 | 0.8240 | 100.0 | ug/L | 100% | | 70-130 | 10 |
| Vanadium | 98.58 | ND | 100.0 | ug/L | 99% | | 70-130 | 10 |

| Type: | Matrix Spike Duplicate | Lab ID: | QC1325536 | Batch: | 390998 |
|---|---|---|---|---|---|
| Matrix (Source ID): | Water (549710-002) | Method: | EPA 200.8 | Prep Method: | EPA 3015A |

| QC1325536 Analyte | Result | Source Sample Result | Spiked | Units | Recovery | Qual | Limits | RPD | RPD Lim | DF |
|---|---|---|---|---|---|---|---|---|---|---|
| Antimony | 107.9 | 0.9380 | 100.0 | ug/L | 107% | | 70-130 | 0 | 20 | 10 |
| Arsenic | 103.9 | ND | 100.0 | ug/L | 104% | | 70-130 | 0 | 20 | 10 |
| Barium | 110.2 | 9.618 | 100.0 | ug/L | 101% | | 70-130 | 2 | 20 | 10 |
| Beryllium | 98.90 | ND | 100.0 | ug/L | 99% | | 70-130 | 1 | 20 | 10 |
| Boron | 135.5 | 13.55 | 100.0 | ug/L | 122% | | 70-130 | 3 | 20 | 10 |
| Cadmium | 95.67 | ND | 100.0 | ug/L | 96% | | 70-130 | 2 | 20 | 10 |
| Chromium | 99.54 | ND | 100.0 | ug/L | 100% | | 70-130 | 5 | 20 | 10 |
| Cobalt | 103.8 | 0.3000 | 100.0 | ug/L | 104% | | 70-130 | 1 | 20 | 10 |
| Copper | 118.1 | 12.80 | 100.0 | ug/L | 105% | | 70-130 | 1 | 20 | 10 |
| Lead | 102.2 | 1.333 | 100.0 | ug/L | 101% | | 70-130 | 2 | 20 | 10 |
| Manganese | 107.4 | 5.140 | 100.0 | ug/L | 102% | | 70-130 | 0 | 20 | 10 |
| Nickel | 104.6 | ND | 100.0 | ug/L | 105% | | 70-130 | 0 | 20 | 10 |
| Selenium | 87.51 | ND | 100.0 | ug/L | 88% | | 70-130 | 0 | 20 | 10 |
| Silver | 50.64 | ND | 50.00 | ug/L | 101% | | 70-130 | 1 | 20 | 10 |
| Thallium | 95.51 | ND | 100.0 | ug/L | 96% | | 70-130 | 2 | 20 | 10 |
| Tin | 100.2 | 0.8240 | 100.0 | ug/L | 99% | | 70-130 | 0 | 20 | 10 |
| Vanadium | 98.79 | ND | 100.0 | ug/L | 99% | | 70-130 | 0 | 20 | 10 |

ENTHALPY ANALYTICAL

# Batch QC

| Type: | Matrix Spike | Lab ID: | QC1325537 | Batch: | 390998 |
|---|---|---|---|---|---|
| Matrix (Source ID): | Water (549712-001) | Method: | EPA 200.8 | Prep Method: | EPA 3015A |

| QC1325537 Analyte | Result | Source Sample Result | Spiked | Units | Recovery | Qual | Limits | DF |
|---|---|---|---|---|---|---|---|---|
| Antimony | 105.7 | 1.349 | 100.0 | ug/L | 104% | | 70-130 | 10 |
| Arsenic | 103.4 | 1.747 | 100.0 | ug/L | 102% | | 70-130 | 10 |
| Barium | 118.2 | 14.32 | 100.0 | ug/L | 104% | | 70-130 | 10 |
| Beryllium | 97.90 | ND | 100.0 | ug/L | 98% | | 70-130 | 10 |
| Boron | 163.9 | 58.10 | 100.0 | ug/L | 106% | | 70-130 | 10 |
| Cadmium | 100.4 | ND | 100.0 | ug/L | 100% | | 70-130 | 10 |
| Chromium | 102.3 | 0.8840 | 100.0 | ug/L | 101% | | 70-130 | 10 |
| Cobalt | 105.2 | 0.4970 | 100.0 | ug/L | 105% | | 70-130 | 10 |
| Copper | 126.5 | 20.74 | 100.0 | ug/L | 106% | | 70-130 | 10 |
| Lead | 103.2 | 1.816 | 100.0 | ug/L | 101% | | 70-130 | 10 |
| Manganese | 153.2 | 48.03 | 100.0 | ug/L | 105% | | 70-130 | 10 |
| Nickel | 105.8 | 2.049 | 100.0 | ug/L | 104% | | 70-130 | 10 |
| Selenium | 94.11 | ND | 100.0 | ug/L | 94% | | 70-130 | 10 |
| Silver | 50.89 | ND | 50.00 | ug/L | 102% | | 70-130 | 10 |
| Thallium | 101.1 | ND | 100.0 | ug/L | 101% | | 70-130 | 10 |
| Tin | 97.86 | 0.5800 | 100.0 | ug/L | 97% | | 70-130 | 10 |
| Vanadium | 101.8 | 3.842 | 100.0 | ug/L | 98% | | 70-130 | 10 |

| Type: | Matrix Spike Duplicate | Lab ID: | QC1325538 | Batch: | 390998 |
|---|---|---|---|---|---|
| Matrix (Source ID): | Water (549712-001) | Method: | EPA 200.8 | Prep Method: | EPA 3015A |

| QC1325538 Analyte | Result | Source Sample Result | Spiked | Units | Recovery | Qual | Limits | RPD | RPD Lim | DF |
|---|---|---|---|---|---|---|---|---|---|---|
| Antimony | 109.6 | 1.349 | 100.0 | ug/L | 108% | | 70-130 | 4 | 20 | 10 |
| Arsenic | 105.8 | 1.747 | 100.0 | ug/L | 104% | | 70-130 | 2 | 20 | 10 |
| Barium | 120.0 | 14.32 | 100.0 | ug/L | 106% | | 70-130 | 1 | 20 | 10 |
| Beryllium | 98.27 | ND | 100.0 | ug/L | 98% | | 70-130 | 0 | 20 | 10 |
| Boron | 169.9 | 58.10 | 100.0 | ug/L | 112% | | 70-130 | 4 | 20 | 10 |
| Cadmium | 96.62 | ND | 100.0 | ug/L | 97% | | 70-130 | 4 | 20 | 10 |
| Chromium | 104.4 | 0.8840 | 100.0 | ug/L | 104% | | 70-130 | 2 | 20 | 10 |
| Cobalt | 105.2 | 0.4970 | 100.0 | ug/L | 105% | | 70-130 | 0 | 20 | 10 |
| Copper | 130.3 | 20.74 | 100.0 | ug/L | 110% | | 70-130 | 3 | 20 | 10 |
| Lead | 100.6 | 1.816 | 100.0 | ug/L | 99% | | 70-130 | 3 | 20 | 10 |
| Manganese | 153.5 | 48.03 | 100.0 | ug/L | 105% | | 70-130 | 0 | 20 | 10 |
| Nickel | 107.0 | 2.049 | 100.0 | ug/L | 105% | | 70-130 | 1 | 20 | 10 |
| Selenium | 88.35 | ND | 100.0 | ug/L | 88% | | 70-130 | 6 | 20 | 10 |
| Silver | 48.25 | ND | 50.00 | ug/L | 97% | | 70-130 | 5 | 20 | 10 |
| Thallium | 94.61 | ND | 100.0 | ug/L | 95% | | 70-130 | 7 | 20 | 10 |
| Tin | 97.32 | 0.5800 | 100.0 | ug/L | 97% | | 70-130 | 1 | 20 | 10 |
| Vanadium | 102.5 | 3.842 | 100.0 | ug/L | 99% | | 70-130 | 1 | 20 | 10 |

ENTHALPY ANALYTICAL

# Batch QC

| Type: Blank | Lab ID: QC1325956 | Batch: 391111 |
|---|---|---|
| Matrix: Water | Method: EPA 200.8 | Prep Method: EPA 3015A |

| QC1325956 Analyte | Result | Qual | Units | RL | MDL | Prepared | Analyzed |
|---|---|---|---|---|---|---|---|
| Zinc | ND | | ug/L | 10 | 7.4 | 12/26/25 | 12/26/25 |

| Type: Lab Control Sample | Lab ID: QC1325957 | Batch: 391111 |
|---|---|---|
| Matrix: Water | Method: EPA 200.8 | Prep Method: EPA 3015A |

| QC1325957 Analyte | Result | Spiked | Units | Recovery | Qual | Limits |
|---|---|---|---|---|---|---|
| Zinc | 94.71 | 100.0 | ug/L | 95% | | 85-115 |

| Type: Matrix Spike | Lab ID: QC1325958 | Batch: 391111 |
|---|---|---|
| Matrix (Source ID): Water (549710-003) | Method: EPA 200.8 | Prep Method: EPA 3015A |

| QC1325958 Analyte | Result | Source Sample Result | Spiked | Units | Recovery | Qual | Limits | DF |
|---|---|---|---|---|---|---|---|---|
| Zinc | 382.6 | 297.8 | 100.0 | ug/L | 85% | | 70-130 | 1 |

| Type: Matrix Spike Duplicate | Lab ID: QC1325959 | Batch: 391111 |
|---|---|---|
| Matrix (Source ID): Water (549710-003) | Method: EPA 200.8 | Prep Method: EPA 3015A |

| QC1325959 Analyte | Result | Source Sample Result | Spiked | Units | Recovery | Qual | Limits | RPD | RPD Lim | DF |
|---|---|---|---|---|---|---|---|---|---|---|
| Zinc | 378.0 | 297.8 | 100.0 | ug/L | 80% | | 70-130 | 1 | 20 | 1 |

| Type: Matrix Spike | Lab ID: QC1325960 | Batch: 391111 |
|---|---|---|
| Matrix (Source ID): Water (549710-004) | Method: EPA 200.8 | Prep Method: EPA 3015A |

| QC1325960 Analyte | Result | Source Sample Result | Spiked | Units | Recovery | Qual | Limits | DF |
|---|---|---|---|---|---|---|---|---|
| Zinc | 342.9 | 246.2 | 100.0 | ug/L | 97% | | 70-130 | 1 |

| Type: Matrix Spike Duplicate | Lab ID: QC1325961 | Batch: 391111 |
|---|---|---|
| Matrix (Source ID): Water (549710-004) | Method: EPA 200.8 | Prep Method: EPA 3015A |

| QC1325961 Analyte | Result | Source Sample Result | Spiked | Units | Recovery | Qual | Limits | RPD | RPD Lim | DF |
|---|---|---|---|---|---|---|---|---|---|---|
| Zinc | 339.3 | 246.2 | 100.0 | ug/L | 93% | | 70-130 | 1 | 20 | 1 |

| Type: Blank | Lab ID: QC1325708 | Batch: 391043 |
|---|---|---|
| Matrix: Water | Method: EPA 245.1 | Prep Method: EPA 245.1 |

| QC1325708 Analyte | Result | Qual | Units | RL | MDL | Prepared | Analyzed |
|---|---|---|---|---|---|---|---|
| Mercury | ND | | ug/L | 0.40 | 0.032 | 12/26/25 | 12/26/25 |

ENTHALPY ANALYTICAL

# Batch QC

| | | | | | |
|---|---|---|---|---|---|
| **Type:** | **Lab Control Sample** | **Lab ID:** | **QC1325709** | **Batch:** | **391043** |
| **Matrix:** | **Water** | **Method:** | **EPA 245.1** | **Prep Method:** | **EPA 245.1** |

| QC1325709 Analyte | Result | Spiked | Units | Recovery | Qual | Limits |
|---|---|---|---|---|---|---|
| Mercury | 5.001 | 5.000 | ug/L | 100% | | 85-115 |

| | | | | | |
|---|---|---|---|---|---|
| **Type:** | **Matrix Spike** | **Lab ID:** | **QC1325710** | **Batch:** | **391043** |
| **Matrix (Source ID):** | **Water (549669-007)** | **Method:** | **EPA 245.1** | **Prep Method:** | **EPA 245.1** |

| QC1325710 Analyte | Result | Source Sample Result | Spiked | Units | Recovery | Qual | Limits | DF |
|---|---|---|---|---|---|---|---|---|
| Mercury | 4.260 | 0.04522 | 5.000 | ug/L | 84% | | 75-125 | 1 |

| | | | | | |
|---|---|---|---|---|---|
| **Type:** | **Matrix Spike Duplicate** | **Lab ID:** | **QC1325711** | **Batch:** | **391043** |
| **Matrix (Source ID):** | **Water (549669-007)** | **Method:** | **EPA 245.1** | **Prep Method:** | **EPA 245.1** |

| QC1325711 Analyte | Result | Source Sample Result | Spiked | Units | Recovery | Qual | Limits | RPD | RPD Lim | DF |
|---|---|---|---|---|---|---|---|---|---|---|
| Mercury | 4.663 | 0.04522 | 5.000 | ug/L | 92% | | 75-125 | 9 | 20 | 1 |

| | | | | | |
|---|---|---|---|---|---|
| **Type:** | **Matrix Spike** | **Lab ID:** | **QC1325712** | **Batch:** | **391043** |
| **Matrix (Source ID):** | **Water (549764-002)** | **Method:** | **EPA 245.1** | **Prep Method:** | **EPA 245.1** |

| QC1325712 Analyte | Result | Source Sample Result | Spiked | Units | Recovery | Qual | Limits | DF |
|---|---|---|---|---|---|---|---|---|
| Mercury | 969.7 | ND | 1000 | ug/L | 97% | | 75-125 | 200 |

| | | | | | |
|---|---|---|---|---|---|
| **Type:** | **Matrix Spike Duplicate** | **Lab ID:** | **QC1325713** | **Batch:** | **391043** |
| **Matrix (Source ID):** | **Water (549764-002)** | **Method:** | **EPA 245.1** | **Prep Method:** | **EPA 245.1** |

| QC1325713 Analyte | Result | Source Sample Result | Spiked | Units | Recovery | Qual | Limits | RPD | RPD Lim | DF |
|---|---|---|---|---|---|---|---|---|---|---|
| Mercury | 888.3 | ND | 1000 | ug/L | 89% | | 75-125 | 9 | 20 | 200 |

| | | | | | |
|---|---|---|---|---|---|
| **Type:** | **Blank** | **Lab ID:** | **QC1325582** | **Batch:** | **391008** |
| **Matrix:** | **Water** | **Method:** | **EPA 300.0** | **Prep Method:** | **METHOD** |

| QC1325582 Analyte | Result | Qual | Units | RL | MDL | Prepared | Analyzed |
|---|---|---|---|---|---|---|---|
| Fluoride | ND | | mg/L | 0.20 | 0.072 | 12/24/25 14:40 | 12/24/25 14:45 |
| Chloride | ND | | mg/L | 1.0 | 0.27 | 12/24/25 14:40 | 12/24/25 14:45 |
| Nitrogen, Nitrite | ND | | mg/L | 0.10 | 0.02 | 12/24/25 14:40 | 12/24/25 14:45 |
| Bromide | ND | | mg/L | 0.30 | 0.060 | 12/24/25 14:40 | 12/24/25 14:45 |
| Nitrogen, Nitrate | ND | | mg/L | 0.10 | 0.05 | 12/24/25 14:40 | 12/24/25 14:45 |
| Sulfate | ND | | mg/L | 1.0 | 0.25 | 12/24/25 14:40 | 12/24/25 14:45 |

ENTHALPY ANALYTICAL

# Batch QC

| Type: Lab Control Sample | Lab ID: QC1325583 | Batch: 391008 |
|---|---|---|
| Matrix: Water | Method: EPA 300.0 | Prep Method: METHOD |

| QC1325583 Analyte | Result | Spiked | Units | Recovery | Qual | Limits |
|---|---|---|---|---|---|---|
| Fluoride | 9.608 | 10.00 | mg/L | 96% | | 90-110 |
| Chloride | 46.84 | 50.00 | mg/L | 94% | | 90-110 |
| Nitrogen, Nitrite | 4.576 | 4.567 | mg/L | 100% | | 90-110 |
| Bromide | 14.64 | 15.00 | mg/L | 98% | | 90-110 |
| Nitrogen, Nitrate | 4.386 | 4.518 | mg/L | 97% | | 90-110 |
| Sulfate | 24.83 | 25.00 | mg/L | 99% | | 90-110 |

| Type: Matrix Spike | Lab ID: QC1325586 | Batch: 391008 |
|---|---|---|
| Matrix (Source ID): Water (549746-001) | Method: EPA 300.0 | Prep Method: METHOD |

| QC1325586 Analyte | Result | Source Sample Result | Spiked | Units | Recovery | Qual | Limits | DF |
|---|---|---|---|---|---|---|---|---|
| Fluoride | 17.53 | ND | 20.00 | mg/L | 88% | | 80-129 | 1 |
| Chloride | 100.7 | 0.6569 | 100.0 | mg/L | 100% | | 80-123 | 1 |
| Nitrogen, Nitrite | 9.306 | ND | 9.134 | mg/L | 102% | | 80-122 | 1 |
| Bromide | 14.80 | ND | 15.00 | mg/L | 99% | | 80-121 | 1 |
| Nitrogen, Nitrate | 9.532 | 0.5585 | 9.036 | mg/L | 99% | | 80-123 | 1 |
| Sulfate | 52.37 | 2.623 | 50.00 | mg/L | 99% | | 79-124 | 1 |

| Type: Matrix Spike Duplicate | Lab ID: QC1325587 | Batch: 391008 |
|---|---|---|
| Matrix (Source ID): Water (549746-001) | Method: EPA 300.0 | Prep Method: METHOD |

| QC1325587 Analyte | Result | Source Sample Result | Spiked | Units | Recovery | Qual | Limits | RPD | RPD Lim | DF |
|---|---|---|---|---|---|---|---|---|---|---|
| Fluoride | 17.80 | ND | 20.00 | mg/L | 89% | | 80-129 | 2 | 21 | 1 |
| Chloride | 101.6 | 0.6569 | 100.0 | mg/L | 101% | | 80-123 | 1 | 20 | 1 |
| Nitrogen, Nitrite | 9.400 | ND | 9.134 | mg/L | 103% | | 80-122 | 1 | 21 | 1 |
| Bromide | 14.94 | ND | 15.00 | mg/L | 100% | | 80-121 | 1 | 20 | 1 |
| Nitrogen, Nitrate | 9.610 | 0.5585 | 9.036 | mg/L | 100% | | 80-123 | 1 | 20 | 1 |
| Sulfate | 52.65 | 2.623 | 50.00 | mg/L | 100% | | 79-124 | 1 | 20 | 1 |

| Type: Blank | Lab ID: QC1327674 | Batch: 391593 |
|---|---|---|
| Matrix: Water | Method: EPA 350.1 | Prep Method: METHOD |

| QC1327674 Analyte | Result | Qual | Units | RL | MDL | Prepared | Analyzed |
|---|---|---|---|---|---|---|---|
| Ammonia-N | ND | | mg/L | 0.10 | 0.068 | 01/05/26 | 01/05/26 |

| Type: Lab Control Sample | Lab ID: QC1327675 | Batch: 391593 |
|---|---|---|
| Matrix: Water | Method: EPA 350.1 | Prep Method: METHOD |

| QC1327675 Analyte | Result | Spiked | Units | Recovery | Qual | Limits |
|---|---|---|---|---|---|---|
| Ammonia-N | 0.9693 | 1.000 | mg/L | 97% | | 90-110 |

ENTHALPY ANALYTICAL

# Batch QC

| Type: | Matrix Spike | Lab ID: | QC1327676 | Batch: | 391593 |
|---|---|---|---|---|---|
| Matrix (Source ID): | Water (549813-002) | Method: | EPA 350.1 | Prep Method: | METHOD |

| QC1327676 Analyte | Result | Source Sample Result | Spiked | Units | Recovery | Qual | Limits | DF |
|---|---|---|---|---|---|---|---|---|
| Ammonia-N | 1.046 | ND | 1.000 | mg/L | 105% | | 90-110 | 1 |

| Type: | Matrix Spike Duplicate | Lab ID: | QC1327677 | Batch: | 391593 |
|---|---|---|---|---|---|
| Matrix (Source ID): | Water (549813-002) | Method: | EPA 350.1 | Prep Method: | METHOD |

| QC1327677 Analyte | Result | Source Sample Result | Spiked | Units | Recovery | Qual | Limits | RPD | RPD Lim | DF |
|---|---|---|---|---|---|---|---|---|---|---|
| Ammonia-N | 1.013 | ND | 1.000 | mg/L | 101% | | 90-110 | 3 | 20 | 1 |

| Type: | Matrix Spike | Lab ID: | QC1327684 | Batch: | 391593 |
|---|---|---|---|---|---|
| Matrix (Source ID): | Water (549813-006) | Method: | EPA 350.1 | Prep Method: | METHOD |

| QC1327684 Analyte | Result | Source Sample Result | Spiked | Units | Recovery | Qual | Limits | DF |
|---|---|---|---|---|---|---|---|---|
| Ammonia-N | 0.9370 | ND | 1.000 | mg/L | 94% | | 90-110 | 1 |

| Type: | Matrix Spike Duplicate | Lab ID: | QC1327685 | Batch: | 391593 |
|---|---|---|---|---|---|
| Matrix (Source ID): | Water (549813-006) | Method: | EPA 350.1 | Prep Method: | METHOD |

| QC1327685 Analyte | Result | Source Sample Result | Spiked | Units | Recovery | Qual | Limits | RPD | RPD Lim | DF |
|---|---|---|---|---|---|---|---|---|---|---|
| Ammonia-N | 0.9160 | ND | 1.000 | mg/L | 92% | | 90-110 | 2 | 20 | 1 |

| Type: | Blank | Lab ID: | QC1328033 | Batch: | 391723 |
|---|---|---|---|---|---|
| Matrix: | Water | Method: | EPA 420.1 | Prep Method: | METHOD |

| QC1328033 Analyte | Result | Qual | Units | RL | MDL | Prepared | Analyzed |
|---|---|---|---|---|---|---|---|
| Total Phenolics | ND | | mg/L | 0.010 | 0.0065 | 01/06/26 | 01/06/26 |

| Type: | Lab Control Sample | Lab ID: | QC1328034 | Batch: | 391723 |
|---|---|---|---|---|---|
| Matrix: | Water | Method: | EPA 420.1 | Prep Method: | METHOD |

| QC1328034 Analyte | Result | Spiked | Units | Recovery | Qual | Limits |
|---|---|---|---|---|---|---|
| Total Phenolics | 0.07800 | 0.08000 | mg/L | 98% | | 80-120 |

| Type: | Lab Control Sample Duplicate | Lab ID: | QC1328035 | Batch: | 391723 |
|---|---|---|---|---|---|
| Matrix: | Water | Method: | EPA 420.1 | Prep Method: | METHOD |

| QC1328035 Analyte | Result | Spiked | Units | Recovery | Qual | Limits | RPD | RPD Lim |
|---|---|---|---|---|---|---|---|---|
| Total Phenolics | 0.07500 | 0.08000 | mg/L | 94% | | 80-120 | 4 | 20 |

ENTHALPY ANALYTICAL

# Batch QC

ENTHALPY ANALYTICAL

# Batch QC

| Type: Blank | Lab ID: QC1326760 | Batch: 391341 |
|---|---|---|
| Matrix: Water | | |

| QC1326760 Analyte | Result | Qual | Units | RL | MDL | Prepared | Analyzed |
|---|---|---|---|---|---|---|---|
| Method: EPA 625.1<br>Prep Method: EPA 3510C | | | | | | | |
| a-Terpineol | ND | | ug/L | 10 | 2.1 | 12/30/25 | 12/31/25 |
| Pyridine | ND | | ug/L | 10 | 2.8 | 12/30/25 | 12/31/25 |
| Phenol | ND | | ug/L | 10 | 2.1 | 12/30/25 | 12/31/25 |
| 2-Methylphenol | ND | | ug/L | 10 | 3.2 | 12/30/25 | 12/31/25 |
| 3-,4-Methylphenol | ND | | ug/L | 10 | 3.0 | 12/30/25 | 12/31/25 |
| Benzoic acid | ND | | ug/L | 50 | 11 | 12/30/25 | 12/31/25 |
| Naphthalene | ND | | ug/L | 10 | 3.6 | 12/30/25 | 12/31/25 |
| Cresol | ND | | ug/L | 10 | | 12/30/25 | 12/31/25 |
| Method: EPA 8270C<br>Prep Method: EPA 3510C | | | | | | | |
| Carbazole | ND | | ug/L | 10 | 2.8 | 12/30/25 | 12/31/25 |
| N-Nitrosodimethylamine | ND | | ug/L | 10 | 2.9 | 12/30/25 | 12/31/25 |
| Aniline | ND | | ug/L | 10 | 2.8 | 12/30/25 | 12/31/25 |
| bis(2-Chloroethyl)ether | ND | | ug/L | 25 | 3.7 | 12/30/25 | 12/31/25 |
| 2-Chlorophenol | ND | | ug/L | 10 | 3.6 | 12/30/25 | 12/31/25 |
| 1,3-Dichlorobenzene | ND | | ug/L | 10 | 3.3 | 12/30/25 | 12/31/25 |
| 1,4-Dichlorobenzene | ND | | ug/L | 10 | 3.4 | 12/30/25 | 12/31/25 |
| Benzyl alcohol | ND | | ug/L | 25 | 5.8 | 12/30/25 | 12/31/25 |
| 1,2-Dichlorobenzene | ND | | ug/L | 10 | 3.3 | 12/30/25 | 12/31/25 |
| bis(2-Chloroisopropyl) ether | ND | | ug/L | 10 | 3.8 | 12/30/25 | 12/31/25 |
| N-Nitroso-di-n-propylamine | ND | | ug/L | 10 | 3.9 | 12/30/25 | 12/31/25 |
| Hexachloroethane | ND | | ug/L | 10 | 3.0 | 12/30/25 | 12/31/25 |
| Nitrobenzene | ND | | ug/L | 25 | 8.4 | 12/30/25 | 12/31/25 |
| Isophorone | ND | | ug/L | 10 | 3.7 | 12/30/25 | 12/31/25 |
| 2-Nitrophenol | ND | | ug/L | 10 | 5.4 | 12/30/25 | 12/31/25 |
| 2,4-Dimethylphenol | ND | | ug/L | 10 | 3.2 | 12/30/25 | 12/31/25 |
| bis(2-Chloroethoxy)methane | ND | | ug/L | 10 | 3.7 | 12/30/25 | 12/31/25 |
| 2,4-Dichlorophenol | ND | | ug/L | 10 | 3.7 | 12/30/25 | 12/31/25 |
| 1,2,4-Trichlorobenzene | ND | | ug/L | 10 | 3.4 | 12/30/25 | 12/31/25 |
| 4-Chloroaniline | ND | | ug/L | 10 | 3.1 | 12/30/25 | 12/31/25 |
| Hexachlorobutadiene | ND | | ug/L | 10 | 2.2 | 12/30/25 | 12/31/25 |
| 4-Chloro-3-methylphenol | ND | | ug/L | 10 | 3.6 | 12/30/25 | 12/31/25 |
| 2-Methylnaphthalene | ND | | ug/L | 10 | 3.4 | 12/30/25 | 12/31/25 |
| Hexachlorocyclopentadiene | ND | | ug/L | 25 | 7.8 | 12/30/25 | 12/31/25 |
| 2,4,6-Trichlorophenol | ND | | ug/L | 10 | 4.1 | 12/30/25 | 12/31/25 |
| 2,4,5-Trichlorophenol | ND | | ug/L | 10 | 3.7 | 12/30/25 | 12/31/25 |
| 2-Chloronaphthalene | ND | | ug/L | 10 | 3.4 | 12/30/25 | 12/31/25 |
| 2-Nitroaniline | ND | | ug/L | 50 | 4.3 | 12/30/25 | 12/31/25 |
| Dimethylphthalate | ND | | ug/L | 10 | 3.4 | 12/30/25 | 12/31/25 |
| Acenaphthylene | ND | | ug/L | 10 | 3.9 | 12/30/25 | 12/31/25 |
| 2,6-Dinitrotoluene | ND | | ug/L | 10 | 4.4 | 12/30/25 | 12/31/25 |
| 3-Nitroaniline | ND | | ug/L | 10 | 4.0 | 12/30/25 | 12/31/25 |
| Acenaphthene | ND | | ug/L | 10 | 3.2 | 12/30/25 | 12/31/25 |
| 2,4-Dinitrophenol | ND | | ug/L | 50 | 15 | 12/30/25 | 12/31/25 |
| 4-Nitrophenol | ND | | ug/L | 10 | 8.5 | 12/30/25 | 12/31/25 |

ENTHALPY ANALYTICAL

# Batch QC

| QC1326760 Analyte | Result | Qual | Units | RL | MDL | Prepared | Analyzed |
|---|---|---|---|---|---|---|---|
| Dibenzofuran | ND | | ug/L | 10 | 3.2 | 12/30/25 | 12/31/25 |
| 2,4-Dinitrotoluene | ND | | ug/L | 10 | 4.3 | 12/30/25 | 12/31/25 |
| Diethylphthalate | ND | | ug/L | 10 | 2.9 | 12/30/25 | 12/31/25 |
| Fluorene | ND | | ug/L | 10 | 3.1 | 12/30/25 | 12/31/25 |
| 4-Chlorophenyl-phenylether | ND | | ug/L | 10 | 3.1 | 12/30/25 | 12/31/25 |
| 4-Nitroaniline | ND | | ug/L | 10 | 3.3 | 12/30/25 | 12/31/25 |
| 4,6-Dinitro-2-methylphenol | ND | | ug/L | 50 | 17 | 12/30/25 | 12/31/25 |
| N-Nitrosodiphenylamine | ND | | ug/L | 10 | 4.0 | 12/30/25 | 12/31/25 |
| 1,2-diphenylhydrazine (as azobenzene) | ND | | ug/L | 10 | 2.9 | 12/30/25 | 12/31/25 |
| 4-Bromophenyl-phenylether | ND | | ug/L | 10 | 3.3 | 12/30/25 | 12/31/25 |
| Hexachlorobenzene | ND | | ug/L | 10 | 3.0 | 12/30/25 | 12/31/25 |
| Pentachlorophenol | ND | | ug/L | 25 | 5.7 | 12/30/25 | 12/31/25 |
| Phenanthrene | ND | | ug/L | 10 | 2.9 | 12/30/25 | 12/31/25 |
| Anthracene | ND | | ug/L | 10 | 2.8 | 12/30/25 | 12/31/25 |
| Di-n-butylphthalate | ND | | ug/L | 10 | 3.0 | 12/30/25 | 12/31/25 |
| Fluoranthene | ND | | ug/L | 10 | 2.8 | 12/30/25 | 12/31/25 |
| Benzidine | ND | | ug/L | 50 | 19 | 12/30/25 | 12/31/25 |
| Pyrene | ND | | ug/L | 10 | 2.7 | 12/30/25 | 12/31/25 |
| Butylbenzylphthalate | ND | | ug/L | 10 | 3.6 | 12/30/25 | 12/31/25 |
| 3,3'-Dichlorobenzidine | ND | | ug/L | 25 | 5.2 | 12/30/25 | 12/31/25 |
| Benzo(a)anthracene | ND | | ug/L | 10 | 2.4 | 12/30/25 | 12/31/25 |
| Chrysene | ND | | ug/L | 10 | 2.5 | 12/30/25 | 12/31/25 |
| bis(2-Ethylhexyl)phthalate | ND | | ug/L | 10 | 3.3 | 12/30/25 | 12/31/25 |
| Di-n-octylphthalate | ND | | ug/L | 10 | 4.7 | 12/30/25 | 12/31/25 |
| Benzo(b)fluoranthene | ND | | ug/L | 10 | 3.0 | 12/30/25 | 12/31/25 |
| Benzo(k)fluoranthene | ND | | ug/L | 10 | 3.1 | 12/30/25 | 12/31/25 |
| Benzo(a)pyrene | ND | | ug/L | 10 | 3.1 | 12/30/25 | 12/31/25 |
| Indeno(1,2,3-cd)pyrene | ND | | ug/L | 10 | 4.2 | 12/30/25 | 12/31/25 |
| Dibenz(a,h)anthracene | ND | | ug/L | 10 | 4.2 | 12/30/25 | 12/31/25 |
| Benzo(g,h,i)perylene | ND | | ug/L | 10 | 4.1 | 12/30/25 | 12/31/25 |
| **Surrogates** | | | | **Limits** | | | |
| 2-Fluorophenol | 56% | | %REC | 15-120 | | 12/30/25 | 12/31/25 |
| Phenol-d6 | 32% | | %REC | 15-120 | | 12/30/25 | 12/31/25 |
| 2,4,6-Tribromophenol | 86% | | %REC | 15-140 | | 12/30/25 | 12/31/25 |
| Nitrobenzene-d5 | 84% | | %REC | 15-123 | | 12/30/25 | 12/31/25 |
| 2-Fluorobiphenyl | 78% | | %REC | 15-120 | | 12/30/25 | 12/31/25 |
| Terphenyl-d14 | 98% | | %REC | 15-120 | | 12/30/25 | 12/31/25 |

ENTHALPY ANALYTICAL

# Batch QC

| | | | | | |
|---|---|---|---|---|---|
| **Type:** | **Lab Control Sample** | **Lab ID:** | **QC1326761** | **Batch:** | **391341** |
| **Matrix:** | **Water** | **Method:** | **EPA 8270C** | **Prep Method:** | **EPA 3510C** |

| QC1326761 Analyte | Result | Spiked | Units | Recovery | Qual | Limits |
|---|---|---|---|---|---|---|
| Phenol | 27.20 | 75.00 | ug/L | 36% | | 14-120 |
| 2-Chlorophenol | 57.46 | 75.00 | ug/L | 77% | | 46-120 |
| 1,4-Dichlorobenzene | 58.80 | 75.00 | ug/L | 78% | | 42-120 |
| 3-,4-Methylphenol | 52.34 | 75.00 | ug/L | 70% | | 40-120 |
| N-Nitroso-di-n-propylamine | 65.91 | 75.00 | ug/L | 88% | | 54-121 |
| 2,4-Dimethylphenol | 62.22 | 75.00 | ug/L | 83% | | 48-120 |
| 1,2,4-Trichlorobenzene | 61.56 | 75.00 | ug/L | 82% | | 45-120 |
| 4-Chloro-3-methylphenol | 68.32 | 75.00 | ug/L | 91% | | 60-121 |
| 2,4,5-Trichlorophenol | 67.06 | 75.00 | ug/L | 89% | | 62-124 |
| Acenaphthene | 61.89 | 75.00 | ug/L | 83% | | 56-120 |
| 4-Nitrophenol | 33.07 | 75.00 | ug/L | 44% | | 17-120 |
| 2,4-Dinitrotoluene | 74.04 | 75.00 | ug/L | 99% | | 69-127 |
| Pentachlorophenol | 65.20 | 75.00 | ug/L | 87% | | 51-120 |
| Pyrene | 75.70 | 75.00 | ug/L | 101% | | 68-123 |
| Chrysene | 71.54 | 75.00 | ug/L | 95% | | 66-120 |
| Benzo(b)fluoranthene | 79.87 | 75.00 | ug/L | 106% | | 67-120 |
| **Surrogates** | | | | | | |
| 2-Fluorophenol | 22.94 | 40.00 | ug/L | 57% | | 15-120 |
| Phenol-d6 | 14.45 | 40.00 | ug/L | 36% | | 15-120 |
| 2,4,6-Tribromophenol | 38.80 | 40.00 | ug/L | 97% | | 15-140 |
| Nitrobenzene-d5 | 34.90 | 40.00 | ug/L | 87% | | 15-123 |
| 2-Fluorobiphenyl | 33.70 | 40.00 | ug/L | 84% | | 15-120 |
| Terphenyl-d14 | 43.13 | 40.00 | ug/L | 108% | | 15-120 |

ENTHALPY ANALYTICAL

# Batch QC

| | | | | | |
|---|---|---|---|---|---|
| **Type:** | **Lab Control Sample Duplicate** | **Lab ID:** | **QC1326762** | **Batch:** | **391341** |
| **Matrix:** | **Water** | **Method:** | **EPA 8270C** | **Prep Method:** | **EPA 3510C** |

| QC1326762 Analyte | Result | Spiked | Units | Recovery | Qual | Limits | RPD | RPD Lim |
|---|---|---|---|---|---|---|---|---|
| Phenol | 24.04 | 75.00 | ug/L | 32% | | 14-120 | 12 | 52 |
| 2-Chlorophenol | 51.96 | 75.00 | ug/L | 69% | | 46-120 | 10 | 52 |
| 1,4-Dichlorobenzene | 53.12 | 75.00 | ug/L | 71% | | 42-120 | 10 | 53 |
| 3-,4-Methylphenol | 49.03 | 75.00 | ug/L | 65% | | 40-120 | 7 | 51 |
| N-Nitroso-di-n-propylamine | 64.87 | 75.00 | ug/L | 86% | | 54-121 | 2 | 52 |
| 2,4-Dimethylphenol | 60.94 | 75.00 | ug/L | 81% | | 48-120 | 2 | 52 |
| 1,2,4-Trichlorobenzene | 56.89 | 75.00 | ug/L | 76% | | 45-120 | 8 | 54 |
| 4-Chloro-3-methylphenol | 67.30 | 75.00 | ug/L | 90% | | 60-121 | 2 | 47 |
| 2,4,5-Trichlorophenol | 66.97 | 75.00 | ug/L | 89% | | 62-124 | 0 | 46 |
| Acenaphthene | 66.50 | 75.00 | ug/L | 89% | | 56-120 | 7 | 46 |
| 4-Nitrophenol | 34.12 | 75.00 | ug/L | 45% | | 17-120 | 3 | 44 |
| 2,4-Dinitrotoluene | 82.73 | 75.00 | ug/L | 110% | | 69-127 | 11 | 40 |
| Pentachlorophenol | 71.27 | 75.00 | ug/L | 95% | | 51-120 | 9 | 42 |
| Pyrene | 79.41 | 75.00 | ug/L | 106% | | 68-123 | 5 | 39 |
| Chrysene | 76.89 | 75.00 | ug/L | 103% | | 66-120 | 7 | 38 |
| Benzo(b)fluoranthene | 85.27 | 75.00 | ug/L | 114% | | 67-120 | 7 | 39 |
| **Surrogates** | | | | | | | | |
| 2-Fluorophenol | 19.55 | 40.00 | ug/L | 49% | | 15-120 | | |
| Phenol-d6 | 12.21 | 40.00 | ug/L | 31% | | 15-120 | | |
| 2,4,6-Tribromophenol | 43.27 | 40.00 | ug/L | 108% | | 15-140 | | |
| Nitrobenzene-d5 | 31.70 | 40.00 | ug/L | 79% | | 15-123 | | |
| 2-Fluorobiphenyl | 32.25 | 40.00 | ug/L | 81% | | 15-120 | | |
| Terphenyl-d14 | 44.38 | 40.00 | ug/L | 111% | | 15-120 | | |

ENTHALPY ANALYTICAL

# Batch QC

| Type: Blank | Lab ID: QC1326135 | Batch: 391164 |
|---|---|---|
| Matrix: Water | | |

| QC1326135 Analyte | Result | Qual | Units | RL | MDL | Prepared | Analyzed |
|---|---|---|---|---|---|---|---|
| Method: EPA 8081A<br>Prep Method: EPA 3510C | | | | | | | |
| alpha-BHC | ND | | ug/L | 0.05 | 0.01 | 12/28/25 | 01/02/26 |
| beta-BHC | ND | | ug/L | 0.05 | 0.01 | 12/28/25 | 01/02/26 |
| gamma-BHC | ND | | ug/L | 0.05 | 0.008 | 12/28/25 | 01/02/26 |
| delta-BHC | ND | | ug/L | 0.05 | 0.008 | 12/28/25 | 01/02/26 |
| Heptachlor | ND | | ug/L | 0.05 | 0.02 | 12/28/25 | 01/02/26 |
| Aldrin | ND | | ug/L | 0.05 | 0.02 | 12/28/25 | 01/02/26 |
| Heptachlor epoxide | ND | | ug/L | 0.05 | 0.01 | 12/28/25 | 01/02/26 |
| Endosulfan I | ND | | ug/L | 0.05 | 0.01 | 12/28/25 | 01/02/26 |
| Dieldrin | ND | | ug/L | 0.1 | 0.01 | 12/28/25 | 01/02/26 |
| 4,4'-DDE | ND | | ug/L | 0.1 | 0.02 | 12/28/25 | 01/02/26 |
| Endrin | ND | | ug/L | 0.1 | 0.01 | 12/28/25 | 01/02/26 |
| Endosulfan II | ND | | ug/L | 0.1 | 0.01 | 12/28/25 | 01/02/26 |
| Endosulfan sulfate | ND | | ug/L | 0.1 | 0.01 | 12/28/25 | 01/02/26 |
| 4,4'-DDD | ND | | ug/L | 0.1 | 0.02 | 12/28/25 | 01/02/26 |
| Endrin aldehyde | ND | | ug/L | 0.1 | 0.02 | 12/28/25 | 01/02/26 |
| Endrin ketone | ND | | ug/L | 0.1 | 0.02 | 12/28/25 | 01/02/26 |
| 4,4'-DDT | ND | | ug/L | 0.1 | 0.03 | 12/28/25 | 01/02/26 |
| Methoxychlor | ND | | ug/L | 0.1 | 0.02 | 12/28/25 | 01/02/26 |
| Toxaphene | ND | | ug/L | 2.0 | 0.6 | 12/28/25 | 01/02/26 |
| Chlordane (Technical) | ND | | ug/L | 1.0 | 0.2 | 12/28/25 | 01/02/26 |
| **Surrogates** | | | | **Limits** | | | |
| TCMX | 80% | | %REC | 29-120 | | 12/28/25 | 01/02/26 |
| Decachlorobiphenyl | 111% | | %REC | 33-132 | | 12/28/25 | 01/02/26 |
| Method: EPA 8082<br>Prep Method: EPA 3510C | | | | | | | |
| Aroclor-1016 | ND | | ug/L | 0.50 | 0.30 | 12/28/25 | 01/02/26 |
| Aroclor-1221 | ND | | ug/L | 0.50 | 0.35 | 12/28/25 | 01/02/26 |
| Aroclor-1232 | ND | | ug/L | 0.50 | 0.31 | 12/28/25 | 01/02/26 |
| Aroclor-1242 | ND | | ug/L | 0.50 | 0.41 | 12/28/25 | 01/02/26 |
| Aroclor-1248 | ND | | ug/L | 0.50 | 0.23 | 12/28/25 | 01/02/26 |
| Aroclor-1254 | ND | | ug/L | 0.50 | 0.35 | 12/28/25 | 01/02/26 |
| Aroclor-1260 | ND | | ug/L | 0.50 | 0.33 | 12/28/25 | 01/02/26 |
| Aroclor-1262 | ND | | ug/L | 0.50 | 0.40 | 12/28/25 | 01/02/26 |
| Aroclor-1268 | ND | | ug/L | 0.50 | 0.35 | 12/28/25 | 01/02/26 |
| **Surrogates** | | | | **Limits** | | | |
| Decachlorobiphenyl (PCB) | 97% | | %REC | 28-138 | | 12/28/25 | 01/02/26 |

ENTHALPY ANALYTICAL

# Batch QC

| | | | | | |
|---|---|---|---|---|---|
| **Type:** | **Lab Control Sample** | **Lab ID:** | **QC1326136** | **Batch:** | **391164** |
| **Matrix:** | **Water** | **Method:** | **EPA 8081A** | **Prep Method:** | **EPA 3510C** |

| QC1326136 Analyte | Result | Spiked | Units | Recovery | Qual | Limits |
|---|---|---|---|---|---|---|
| alpha-BHC | 0.5056 | 0.5000 | ug/L | 101% | | 66-121 |
| beta-BHC | 0.5148 | 0.5000 | ug/L | 103% | | 73-120 |
| gamma-BHC | 0.5284 | 0.5000 | ug/L | 106% | | 68-125 |
| delta-BHC | 0.5067 | 0.5000 | ug/L | 101% | | 68-131 |
| Heptachlor | 0.4968 | 0.5000 | ug/L | 99% | | 63-120 |
| Aldrin | 0.4739 | 0.5000 | ug/L | 95% | | 56-120 |
| Heptachlor epoxide | 0.4759 | 0.5000 | ug/L | 95% | | 65-120 |
| Endosulfan I | 0.5002 | 0.5000 | ug/L | 100% | | 68-124 |
| Dieldrin | 0.4852 | 0.5000 | ug/L | 97% | | 66-124 |
| 4,4'-DDE | 0.5087 | 0.5000 | ug/L | 102% | | 67-131 |
| Endrin | 0.5077 | 0.5000 | ug/L | 102% | | 68-135 |
| Endosulfan II | 0.5060 | 0.5000 | ug/L | 101% | | 71-130 |
| Endosulfan sulfate | 0.4924 | 0.5000 | ug/L | 98% | | 68-128 |
| 4,4'-DDD | 0.4491 | 0.5000 | ug/L | 90% | | 65-130 |
| Endrin aldehyde | 0.4743 | 0.5000 | ug/L | 95% | | 67-124 |
| Endrin ketone | 0.5051 | 0.5000 | ug/L | 101% | | 69-137 |
| 4,4'-DDT | 0.4808 | 0.5000 | ug/L | 96% | | 65-136 |
| Methoxychlor | 0.5280 | 0.5000 | ug/L | 106% | | 69-150 |
| **Surrogates** | | | | | | |
| TCMX | 0.4326 | 0.5000 | ug/L | 87% | | 29-120 |
| Decachlorobiphenyl | 0.5334 | 0.5000 | ug/L | 107% | | 33-132 |

ENTHALPY ANALYTICAL

# Batch QC

| Type: | Lab Control Sample Duplicate | Lab ID: | QC1326137 | Batch: | 391164 |
|---|---|---|---|---|---|
| Matrix: | Water | Method: | EPA 8081A | Prep Method: | EPA 3510C |

| QC1326137 Analyte | Result | Spiked | Units | Recovery | Qual | Limits | RPD | RPD Lim |
|---|---|---|---|---|---|---|---|---|
| alpha-BHC | 0.4945 | 0.5000 | ug/L | 99% | | 66-121 | 2 | 20 |
| beta-BHC | 0.5117 | 0.5000 | ug/L | 102% | | 73-120 | 1 | 20 |
| gamma-BHC | 0.5200 | 0.5000 | ug/L | 104% | | 68-125 | 2 | 20 |
| delta-BHC | 0.5048 | 0.5000 | ug/L | 101% | | 68-131 | 0 | 20 |
| Heptachlor | 0.4939 | 0.5000 | ug/L | 99% | | 63-120 | 1 | 24 |
| Aldrin | 0.4617 | 0.5000 | ug/L | 92% | | 56-120 | 3 | 30 |
| Heptachlor epoxide | 0.4768 | 0.5000 | ug/L | 95% | | 65-120 | 0 | 20 |
| Endosulfan I | 0.5040 | 0.5000 | ug/L | 101% | | 68-124 | 1 | 20 |
| Dieldrin | 0.4903 | 0.5000 | ug/L | 98% | | 66-124 | 1 | 22 |
| 4,4'-DDE | 0.5144 | 0.5000 | ug/L | 103% | | 67-131 | 1 | 21 |
| Endrin | 0.5135 | 0.5000 | ug/L | 103% | | 68-135 | 1 | 20 |
| Endosulfan II | 0.5161 | 0.5000 | ug/L | 103% | | 71-130 | 2 | 21 |
| Endosulfan sulfate | 0.4974 | 0.5000 | ug/L | 99% | | 68-128 | 1 | 21 |
| 4,4'-DDD | 0.4644 | 0.5000 | ug/L | 93% | | 65-130 | 3 | 22 |
| Endrin aldehyde | 0.4789 | 0.5000 | ug/L | 96% | | 67-124 | 1 | 20 |
| Endrin ketone | 0.5135 | 0.5000 | ug/L | 103% | | 69-137 | 2 | 21 |
| 4,4'-DDT | 0.4884 | 0.5000 | ug/L | 98% | | 65-136 | 2 | 23 |
| Methoxychlor | 0.5445 | 0.5000 | ug/L | 109% | | 69-150 | 3 | 23 |
| **Surrogates** | | | | | | | | |
| TCMX | 0.4280 | 0.5000 | ug/L | 86% | | 29-120 | | |
| Decachlorobiphenyl | 0.5563 | 0.5000 | ug/L | 111% | | 33-132 | | |

| Type: | Lab Control Sample | Lab ID: | QC1326138 | Batch: | 391164 |
|---|---|---|---|---|---|
| Matrix: | Water | Method: | EPA 8082 | Prep Method: | EPA 3510C |

| QC1326138 Analyte | Result | Spiked | Units | Recovery | Qual | Limits |
|---|---|---|---|---|---|---|
| Aroclor-1016 | 4.703 | 5.000 | ug/L | 94% | | 69-120 |
| Aroclor-1260 | 4.570 | 5.000 | ug/L | 91% | | 72-124 |
| **Surrogates** | | | | | | |
| Decachlorobiphenyl (PCB) | 0.4475 | 0.5000 | ug/L | 90% | | 28-138 |

| Type: | Lab Control Sample Duplicate | Lab ID: | QC1326139 | Batch: | 391164 |
|---|---|---|---|---|---|
| Matrix: | Water | Method: | EPA 8082 | Prep Method: | EPA 3510C |

| QC1326139 Analyte | Result | Spiked | Units | Recovery | Qual | Limits | RPD | RPD Lim |
|---|---|---|---|---|---|---|---|---|
| Aroclor-1016 | 4.725 | 5.000 | ug/L | 94% | | 69-120 | 0 | 22 |
| Aroclor-1260 | 4.752 | 5.000 | ug/L | 95% | | 72-124 | 4 | 25 |
| **Surrogates** | | | | | | | | |
| Decachlorobiphenyl (PCB) | 0.4812 | 0.5000 | ug/L | 96% | | 28-138 | | |

ENTHALPY ANALYTICAL

# Batch QC

| Type: | Lab Control Sample | Lab ID: | QC1326028 | Batch: | 391133 |
|---|---|---|---|---|---|
| Matrix: | Water | Method: | EPA 8260B | Prep Method: | EPA 5030B |

| QC1326028 Analyte | Result | Spiked | Units | Recovery | Qual | Limits |
|---|---|---|---|---|---|---|
| 1,1-Dichloroethene | 47.15 | 50.00 | ug/L | 94% | | 69-128 |
| MTBE | 46.49 | 50.00 | ug/L | 93% | | 66-125 |
| Benzene | 45.17 | 50.00 | ug/L | 90% | | 76-121 |
| Trichloroethene | 46.72 | 50.00 | ug/L | 93% | | 76-124 |
| Toluene | 50.48 | 50.00 | ug/L | 101% | | 76-120 |
| Chlorobenzene | 47.43 | 50.00 | ug/L | 95% | | 78-120 |
| **Surrogates** | | | | | | |
| Dibromofluoromethane | 49.24 | 50.00 | ug/L | 98% | | 70-130 |
| 1,2-Dichloroethane-d4 | 52.53 | 50.00 | ug/L | 105% | | 70-130 |
| Toluene-d8 | 49.15 | 50.00 | ug/L | 98% | | 70-130 |
| Bromofluorobenzene | 49.11 | 50.00 | ug/L | 98% | | 70-130 |

| Type: | Lab Control Sample Duplicate | Lab ID: | QC1326029 | Batch: | 391133 |
|---|---|---|---|---|---|
| Matrix: | Water | Method: | EPA 8260B | Prep Method: | EPA 5030B |

| QC1326029 Analyte | Result | Spiked | Units | Recovery | Qual | Limits | RPD | RPD Lim |
|---|---|---|---|---|---|---|---|---|
| 1,1-Dichloroethene | 46.48 | 50.00 | ug/L | 93% | | 69-128 | 1 | 23 |
| MTBE | 45.74 | 50.00 | ug/L | 91% | | 66-125 | 2 | 22 |
| Benzene | 44.69 | 50.00 | ug/L | 89% | | 76-121 | 1 | 21 |
| Trichloroethene | 44.05 | 50.00 | ug/L | 88% | | 76-124 | 6 | 22 |
| Toluene | 48.05 | 50.00 | ug/L | 96% | | 76-120 | 5 | 21 |
| Chlorobenzene | 44.71 | 50.00 | ug/L | 89% | | 78-120 | 6 | 20 |
| **Surrogates** | | | | | | | | |
| Dibromofluoromethane | 50.77 | 50.00 | ug/L | 102% | | 70-130 | | |
| 1,2-Dichloroethane-d4 | 51.51 | 50.00 | ug/L | 103% | | 70-130 | | |
| Toluene-d8 | 49.59 | 50.00 | ug/L | 99% | | 70-130 | | |
| Bromofluorobenzene | 47.99 | 50.00 | ug/L | 96% | | 70-130 | | |

ENTHALPY ANALYTICAL

# Batch QC

| | | | | | |
|---|---|---|---|---|---|
| **Type:** | **Blank** | **Lab ID:** | **QC1326034** | **Batch:** | **391133** |
| **Matrix:** | **Water** | **Method:** | **EPA 8260B** | **Prep Method:** | **EPA 5030B** |

| QC1326034 Analyte | Result | Qual | Units | RL | MDL | Prepared | Analyzed |
|---|---|---|---|---|---|---|---|
| Carbon Disulfide | ND | | ug/L | 5.0 | 0.1 | 12/27/25 | 12/27/25 |
| Chloroprene | ND | | ug/L | 200 | 0.4 | 12/27/25 | 12/27/25 |
| 3-Chloropropene | ND | | ug/L | 5.0 | 0.3 | 12/27/25 | 12/27/25 |
| Ethyl methacrylate | ND | | ug/L | 50 | 2.1 | 12/27/25 | 12/27/25 |
| Ethanol | ND | | ug/L | 500 | 110 | 12/27/25 | 12/27/25 |
| 2-Hexanone | ND | | ug/L | 5.0 | 1.1 | 12/27/25 | 12/27/25 |
| Isopropanol (IPA) | ND | | ug/L | 200 | 52 | 12/27/25 | 12/27/25 |
| Methyl acrylonitrile | ND | | ug/L | 35 | 3.7 | 12/27/25 | 12/27/25 |
| Vinyl Acetate | ND | | ug/L | 50 | 15 | 12/27/25 | 12/27/25 |
| Acrolein | ND | | ug/L | 200 | 2.7 | 12/27/25 | 12/27/25 |
| Acrylonitrile | ND | | ug/L | 10 | 0.7 | 12/27/25 | 12/27/25 |
| Freon 12 | ND | | ug/L | 5.0 | 0.08 | 12/27/25 | 12/27/25 |
| Chloromethane | ND | | ug/L | 5.0 | 0.09 | 12/27/25 | 12/27/25 |
| Vinyl Chloride | ND | | ug/L | 5.0 | 0.06 | 12/27/25 | 12/27/25 |
| Bromomethane | ND | | ug/L | 5.0 | 0.1 | 12/27/25 | 12/27/25 |
| Chloroethane | ND | | ug/L | 5.0 | 0.1 | 12/27/25 | 12/27/25 |
| Trichlorofluoromethane | ND | | ug/L | 5.0 | 0.05 | 12/27/25 | 12/27/25 |
| Iodomethane | ND | | ug/L | 5.0 | | 12/27/25 | 12/27/25 |
| Acetone | ND | | ug/L | 100 | 5.0 | 12/27/25 | 12/27/25 |
| Freon 113 | ND | | ug/L | 5.0 | 0.1 | 12/27/25 | 12/27/25 |
| 1,1-Dichloroethene | ND | | ug/L | 5.0 | 0.09 | 12/27/25 | 12/27/25 |
| Methylene Chloride | ND | | ug/L | 10 | 0.2 | 12/27/25 | 12/27/25 |
| MTBE | ND | | ug/L | 5.0 | 0.08 | 12/27/25 | 12/27/25 |
| trans-1,2-Dichloroethene | ND | | ug/L | 5.0 | 0.1 | 12/27/25 | 12/27/25 |
| 1,1-Dichloroethane | ND | | ug/L | 5.0 | 0.06 | 12/27/25 | 12/27/25 |
| 2-Butanone | ND | | ug/L | 10 | 1.5 | 12/27/25 | 12/27/25 |
| cis-1,2-Dichloroethene | ND | | ug/L | 5.0 | 0.06 | 12/27/25 | 12/27/25 |
| 2,2-Dichloropropane | ND | | ug/L | 5.0 | 0.1 | 12/27/25 | 12/27/25 |
| Chloroform | ND | | ug/L | 5.0 | 0.08 | 12/27/25 | 12/27/25 |
| Bromochloromethane | ND | | ug/L | 5.0 | 0.2 | 12/27/25 | 12/27/25 |
| 1,1,1-Trichloroethane | ND | | ug/L | 5.0 | 0.07 | 12/27/25 | 12/27/25 |
| 1,1-Dichloropropene | ND | | ug/L | 5.0 | 0.07 | 12/27/25 | 12/27/25 |
| Carbon Tetrachloride | ND | | ug/L | 5.0 | 0.07 | 12/27/25 | 12/27/25 |
| 1,2-Dichloroethane | ND | | ug/L | 5.0 | 0.1 | 12/27/25 | 12/27/25 |
| Benzene | ND | | ug/L | 1.0 | 0.03 | 12/27/25 | 12/27/25 |
| Trichloroethene | ND | | ug/L | 5.0 | 0.05 | 12/27/25 | 12/27/25 |
| 1,2-Dichloropropane | ND | | ug/L | 5.0 | 0.1 | 12/27/25 | 12/27/25 |
| Bromodichloromethane | ND | | ug/L | 5.0 | 0.09 | 12/27/25 | 12/27/25 |
| Dibromomethane | ND | | ug/L | 5.0 | 0.1 | 12/27/25 | 12/27/25 |
| 4-Methyl-2-Pentanone | ND | | ug/L | 5.0 | 1.0 | 12/27/25 | 12/27/25 |
| cis-1,3-Dichloropropene | ND | | ug/L | 5.0 | 0.06 | 12/27/25 | 12/27/25 |
| Toluene | ND | | ug/L | 5.0 | 0.06 | 12/27/25 | 12/27/25 |
| trans-1,3-Dichloropropene | ND | | ug/L | 5.0 | 0.08 | 12/27/25 | 12/27/25 |
| 1,1,2-Trichloroethane | ND | | ug/L | 5.0 | 0.2 | 12/27/25 | 12/27/25 |
| 1,3-Dichloropropane | ND | | ug/L | 5.0 | 0.1 | 12/27/25 | 12/27/25 |
| Tetrachloroethene | ND | | ug/L | 5.0 | 0.1 | 12/27/25 | 12/27/25 |
| Dibromochloromethane | ND | | ug/L | 5.0 | 0.09 | 12/27/25 | 12/27/25 |

ENTHALPY ANALYTICAL

# Batch QC

| QC1326034 Analyte | Result | Qual | Units | RL | MDL | Prepared | Analyzed |
|---|---|---|---|---|---|---|---|
| 1,2-Dibromoethane | ND | | ug/L | 5.0 | 0.1 | 12/27/25 | 12/27/25 |
| Chlorobenzene | ND | | ug/L | 5.0 | 0.09 | 12/27/25 | 12/27/25 |
| 1,1,1,2-Tetrachloroethane | ND | | ug/L | 5.0 | 0.1 | 12/27/25 | 12/27/25 |
| Ethylbenzene | ND | | ug/L | 5.0 | 0.09 | 12/27/25 | 12/27/25 |
| m,p-Xylenes | ND | | ug/L | 5.0 | 0.1 | 12/27/25 | 12/27/25 |
| o-Xylene | ND | | ug/L | 5.0 | 0.06 | 12/27/25 | 12/27/25 |
| Styrene | ND | | ug/L | 5.0 | 0.09 | 12/27/25 | 12/27/25 |
| Bromoform | ND | | ug/L | 5.0 | 0.07 | 12/27/25 | 12/27/25 |
| Isopropylbenzene | ND | | ug/L | 5.0 | 0.05 | 12/27/25 | 12/27/25 |
| 1,1,2,2-Tetrachloroethane | ND | | ug/L | 5.0 | 0.07 | 12/27/25 | 12/27/25 |
| 1,2,3-Trichloropropane | ND | | ug/L | 5.0 | 0.1 | 12/27/25 | 12/27/25 |
| Propylbenzene | ND | | ug/L | 5.0 | 0.07 | 12/27/25 | 12/27/25 |
| Bromobenzene | ND | | ug/L | 5.0 | 0.03 | 12/27/25 | 12/27/25 |
| 1,3,5-Trimethylbenzene | ND | | ug/L | 5.0 | 0.06 | 12/27/25 | 12/27/25 |
| 2-Chlorotoluene | ND | | ug/L | 5.0 | 0.05 | 12/27/25 | 12/27/25 |
| 4-Chlorotoluene | ND | | ug/L | 5.0 | 0.06 | 12/27/25 | 12/27/25 |
| tert-Butylbenzene | ND | | ug/L | 5.0 | 0.03 | 12/27/25 | 12/27/25 |
| 1,2,4-Trimethylbenzene | ND | | ug/L | 5.0 | 0.03 | 12/27/25 | 12/27/25 |
| sec-Butylbenzene | ND | | ug/L | 5.0 | 0.06 | 12/27/25 | 12/27/25 |
| para-Isopropyl Toluene | ND | | ug/L | 5.0 | 0.07 | 12/27/25 | 12/27/25 |
| 1,3-Dichlorobenzene | ND | | ug/L | 5.0 | 0.06 | 12/27/25 | 12/27/25 |
| 1,4-Dichlorobenzene | ND | | ug/L | 5.0 | 0.09 | 12/27/25 | 12/27/25 |
| n-Butylbenzene | ND | | ug/L | 5.0 | 0.06 | 12/27/25 | 12/27/25 |
| 1,2-Dichlorobenzene | ND | | ug/L | 5.0 | 0.09 | 12/27/25 | 12/27/25 |
| 1,2-Dibromo-3-Chloropropane | ND | | ug/L | 5.0 | 0.5 | 12/27/25 | 12/27/25 |
| 1,2,4-Trichlorobenzene | ND | | ug/L | 5.0 | 0.07 | 12/27/25 | 12/27/25 |
| Hexachlorobutadiene | ND | | ug/L | 5.0 | 0.2 | 12/27/25 | 12/27/25 |
| 1,2,3-Trichlorobenzene | ND | | ug/L | 5.0 | 0.08 | 12/27/25 | 12/27/25 |
| cis-1,4-Dichloro-2-butene | ND | | ug/L | 5.0 | 0.4 | 12/27/25 | 12/27/25 |
| trans-1,4-Dichloro-2-butene | ND | | ug/L | 5.0 | 0.4 | 12/27/25 | 12/27/25 |
| Xylene (total) | ND | | ug/L | 5.0 | | 12/27/25 | 12/27/25 |
| **Surrogates** | | | | **Limits** | | | |
| Dibromofluoromethane | 95% | | %REC | 70-130 | | 12/27/25 | 12/27/25 |
| 1,2-Dichloroethane-d4 | 96% | | %REC | 70-130 | | 12/27/25 | 12/27/25 |
| Toluene-d8 | 101% | | %REC | 70-130 | | 12/27/25 | 12/27/25 |
| Bromofluorobenzene | 102% | | %REC | 70-130 | | 12/27/25 | 12/27/25 |

ENTHALPY ANALYTICAL

# Batch QC

| Type: | Matrix Spike | Lab ID: | QC1326062 | Batch: | 391133 |
|---|---|---|---|---|---|
| Matrix (Source ID): | Water (549575-001) | Method: | EPA 8260B | Prep Method: | EPA 5030B |

| QC1326062 Analyte | Result | Source Sample Result | Spiked | Units | Recovery | Qual | Limits | DF |
|---|---|---|---|---|---|---|---|---|
| 1,1-Dichloroethene | 12.47 | ND | 20.00 | ug/L | 62% | | 62-131 | 1 |
| MTBE | 12.83 | ND | 20.00 | ug/L | 64% | | 61-124 | 1 |
| Benzene | 12.16 | ND | 20.00 | ug/L | 61% | * | 70-123 | 1 |
| Trichloroethene | 11.50 | ND | 20.00 | ug/L | 57% | * | 65-131 | 1 |
| Toluene | 12.40 | ND | 20.00 | ug/L | 62% | * | 69-120 | 1 |
| Chlorobenzene | 12.33 | ND | 20.00 | ug/L | 62% | * | 72-121 | 1 |
| **Surrogates** | | | | | | | | |
| Dibromofluoromethane | 50.78 | | 50.00 | ug/L | 102% | | 70-130 | 1 |
| 1,2-Dichloroethane-d4 | 51.09 | | 50.00 | ug/L | 102% | | 70-130 | 1 |
| Toluene-d8 | 48.57 | | 50.00 | ug/L | 97% | | 70-130 | 1 |
| Bromofluorobenzene | 49.60 | | 50.00 | ug/L | 99% | | 70-130 | 1 |

| Type: | Matrix Spike Duplicate | Lab ID: | QC1326063 | Batch: | 391133 |
|---|---|---|---|---|---|
| Matrix (Source ID): | Water (549575-001) | Method: | EPA 8260B | Prep Method: | EPA 5030B |

| QC1326063 Analyte | Result | Source Sample Result | Spiked | Units | Recovery | Qual | Limits | RPD | RPD Lim | DF |
|---|---|---|---|---|---|---|---|---|---|---|
| 1,1-Dichloroethene | 13.02 | ND | 20.00 | ug/L | 65% | | 62-131 | 4 | 31 | 1 |
| MTBE | 13.58 | ND | 20.00 | ug/L | 68% | | 61-124 | 6 | 30 | 1 |
| Benzene | 12.72 | ND | 20.00 | ug/L | 64% | * | 70-123 | 5 | 31 | 1 |
| Trichloroethene | 12.44 | ND | 20.00 | ug/L | 62% | * | 65-131 | 8 | 31 | 1 |
| Toluene | 12.97 | ND | 20.00 | ug/L | 65% | * | 69-120 | 5 | 29 | 1 |
| Chlorobenzene | 12.83 | ND | 20.00 | ug/L | 64% | * | 72-121 | 4 | 29 | 1 |
| **Surrogates** | | | | | | | | | | |
| Dibromofluoromethane | 50.82 | | 50.00 | ug/L | 102% | | 70-130 | | | 1 |
| 1,2-Dichloroethane-d4 | 51.13 | | 50.00 | ug/L | 102% | | 70-130 | | | 1 |
| Toluene-d8 | 49.29 | | 50.00 | ug/L | 99% | | 70-130 | | | 1 |
| Bromofluorobenzene | 50.28 | | 50.00 | ug/L | 101% | | 70-130 | | | 1 |

| Type: | Blank | Lab ID: | QC1325781 | Batch: | 391062 |
|---|---|---|---|---|---|
| Matrix: | Water | Method: | EPA 8270C-SIM | Prep Method: | EPA 3535 |

| QC1325781 Analyte | Result | Qual | Units | RL | MDL | Prepared | Analyzed |
|---|---|---|---|---|---|---|---|
| 1,4-Dioxane | ND | | ug/L | 1.0 | 0.87 | 12/26/25 | 12/28/25 |
| **Surrogates** | | | | **Limits** | | | |
| 1,4-Dioxane-d8 (SUR) | 95% | | %REC | 80-120 | | 12/26/25 | 12/28/25 |

ENTHALPY ANALYTICAL

# Batch QC

| | | | | | |
|---|---|---|---|---|---|
| **Type:** | **Lab Control Sample** | **Lab ID:** | **QC1325782** | **Batch:** | **391062** |
| **Matrix:** | **Water** | **Method:** | **EPA 8270C-SIM** | **Prep Method:** | **EPA 3535** |

| QC1325782 Analyte | Result | Spiked | Units | Recovery | Qual | Limits |
|---|---|---|---|---|---|---|
| 1,4-Dioxane | 11.09 | 10.00 | ug/L | 111% | | 79-120 |
| **Surrogates** | | | | | | |
| 1,4-Dioxane-d8 (SUR) | 10.05 | 10.00 | ug/L | 100% | | 80-120 |

| | | | | | |
|---|---|---|---|---|---|
| **Type:** | **Lab Control Sample Duplicate** | **Lab ID:** | **QC1325783** | **Batch:** | **391062** |
| **Matrix:** | **Water** | **Method:** | **EPA 8270C-SIM** | **Prep Method:** | **EPA 3535** |

| QC1325783 Analyte | Result | Spiked | Units | Recovery | Qual | Limits | RPD | RPD Lim |
|---|---|---|---|---|---|---|---|---|
| 1,4-Dioxane | 10.82 | 10.00 | ug/L | 108% | | 79-120 | 2 | 20 |
| **Surrogates** | | | | | | | | |
| 1,4-Dioxane-d8 (SUR) | 10.05 | 10.00 | ug/L | 101% | | 80-120 | | |

| | | | | | |
|---|---|---|---|---|---|
| **Type:** | **Blank** | **Lab ID:** | **QC1326671** | **Batch:** | **391320** |
| **Matrix:** | **Water** | **Method:** | **SM 4500-CN-E** | **Prep Method:** | **METHOD** |

| QC1326671 Analyte | Result | Qual | Units | RL | MDL | Prepared | Analyzed |
|---|---|---|---|---|---|---|---|
| Cyanide | ND | | mg/L | 0.0050 | 0.0017 | 12/30/25 | 12/31/25 |

| | | | | | |
|---|---|---|---|---|---|
| **Type:** | **Lab Control Sample** | **Lab ID:** | **QC1326672** | **Batch:** | **391320** |
| **Matrix:** | **Water** | **Method:** | **SM 4500-CN-E** | **Prep Method:** | **METHOD** |

| QC1326672 Analyte | Result | Spiked | Units | Recovery | Qual | Limits |
|---|---|---|---|---|---|---|
| Cyanide | 0.1066 | 0.1000 | mg/L | 107% | | 85-115 |

| | | | | | |
|---|---|---|---|---|---|
| **Type:** | **Matrix Spike** | **Lab ID:** | **QC1326673** | **Batch:** | **391320** |
| **Matrix (Source ID):** | **Water (549637-003)** | **Method:** | **SM 4500-CN-E** | **Prep Method:** | **METHOD** |

| QC1326673 Analyte | Result | Source Sample Result | Spiked | Units | Recovery | Qual | Limits | DF |
|---|---|---|---|---|---|---|---|---|
| Cyanide | 0.1007 | ND | 0.1000 | mg/L | 101% | | 80-120 | 0.5 |

| | | | | | |
|---|---|---|---|---|---|
| **Type:** | **Matrix Spike Duplicate** | **Lab ID:** | **QC1326674** | **Batch:** | **391320** |
| **Matrix (Source ID):** | **Water (549637-003)** | **Method:** | **SM 4500-CN-E** | **Prep Method:** | **METHOD** |

| QC1326674 Analyte | Result | Source Sample Result | Spiked | Units | Recovery | Qual | Limits | RPD | RPD Lim | DF |
|---|---|---|---|---|---|---|---|---|---|---|
| Cyanide | 0.1024 | ND | 0.1000 | mg/L | 102% | | 80-120 | 2 | 20 | 0.5 |

ENTHALPY ANALYTICAL

# Batch QC

| Type: | Matrix Spike | Lab ID: | QC1326709 | Batch: | 391320 |
|---|---|---|---|---|---|
| Matrix (Source ID): | Water (549849-001) | Method: | SM 4500-CN-E | Prep Method: | METHOD |

| QC1326709 Analyte | Result | Source Sample Result | Spiked | Units | Recovery | Qual | Limits | DF |
|---|---|---|---|---|---|---|---|---|
| Cyanide | 0.0008465 | ND | 0.1000 | mg/L | 0% | ND,NM | 80-120 | 0.5 |

| Type: | Matrix Spike Duplicate | Lab ID: | QC1326710 | Batch: | 391320 |
|---|---|---|---|---|---|
| Matrix (Source ID): | Water (549849-001) | Method: | SM 4500-CN-E | Prep Method: | METHOD |

| QC1326710 Analyte | Result | Source Sample Result | Spiked | Units | Recovery | Qual | Limits | RPD | RPD Lim | DF |
|---|---|---|---|---|---|---|---|---|---|---|
| Cyanide | -0.0001608 | ND | 0.1000 | mg/L | 0% | ND,NM | 80-120 | 294* | 20 | 0.5 |

| Type: | Blank | Lab ID: | QC1325998 | Batch: | 391121 |
|---|---|---|---|---|---|
| Matrix: | Water | Method: | SM 4500-S2-D | Prep Method: | METHOD |

| QC1325998 Analyte | Result | Qual | Units | RL | MDL | Prepared | Analyzed |
|---|---|---|---|---|---|---|---|
| Sulfide | ND | | mg/L | 0.10 | | 12/26/25 | 12/26/25 |

| Type: | Lab Control Sample | Lab ID: | QC1325999 | Batch: | 391121 |
|---|---|---|---|---|---|
| Matrix: | Water | Method: | SM 4500-S2-D | Prep Method: | METHOD |

| QC1325999 Analyte | Result | Spiked | Units | Recovery | Qual | Limits |
|---|---|---|---|---|---|---|
| Sulfide | 0.9000 | 1.000 | mg/L | 90% | | 90-110 |

| Type: | Matrix Spike | Lab ID: | QC1326002 | Batch: | 391121 |
|---|---|---|---|---|---|
| Matrix (Source ID): | Water (549605-001) | Method: | SM 4500-S2-D | Prep Method: | METHOD |

| QC1326002 Analyte | Result | Source Sample Result | Spiked | Units | Recovery | Qual | Limits | DF |
|---|---|---|---|---|---|---|---|---|
| Sulfide | 0.9000 | ND | 1.000 | mg/L | 90% | | 80-120 | 1 |

| Type: | Matrix Spike Duplicate | Lab ID: | QC1326003 | Batch: | 391121 |
|---|---|---|---|---|---|
| Matrix (Source ID): | Water (549605-001) | Method: | SM 4500-S2-D | Prep Method: | METHOD |

| QC1326003 Analyte | Result | Source Sample Result | Spiked | Units | Recovery | Qual | Limits | RPD | RPD Lim | DF |
|---|---|---|---|---|---|---|---|---|---|---|
| Sulfide | 0.9000 | ND | 1.000 | mg/L | 90% | | 80-120 | 0 | 20 | 1 |

| Type: | Blank | Lab ID: | QC1326104 | Batch: | 391156 |
|---|---|---|---|---|---|
| Matrix: | Water | Method: | SM 5310B | Prep Method: | SM 5310B |

| QC1326104 Analyte | Result | Qual | Units | RL | MDL | Prepared | Analyzed |
|---|---|---|---|---|---|---|---|
| Total Organic Carbon | ND | | mg/L | 1.0 | 0.49 | 12/28/25 | 12/28/25 |

ENTHALPY ANALYTICAL

# Batch QC

| Type: Lab Control Sample | Lab ID: QC1326105 | Batch: 391156 |
|---|---|---|
| Matrix: Water | Method: SM 5310B | Prep Method: SM 5310B |

| QC1326105 Analyte | Result | Spiked | Units | Recovery | Qual | Limits |
|---|---|---|---|---|---|---|
| Total Organic Carbon | 22.35 | 25.00 | mg/L | 89% | | 85-115 |

| Type: Matrix Spike | Lab ID: QC1326124 | Batch: 391156 |
|---|---|---|
| Matrix (Source ID): Water (549566-001) | Method: SM 5310B | Prep Method: SM 5310B |

| QC1326124 Analyte | Result | Source Sample Result | Spiked | Units | Recovery | Qual | Limits | DF |
|---|---|---|---|---|---|---|---|---|
| Total Organic Carbon | 26.64 | 2.724 | 25.00 | mg/L | 96% | | 75-125 | 1 |

| Type: Matrix Spike Duplicate | Lab ID: QC1326125 | Batch: 391156 |
|---|---|---|
| Matrix (Source ID): Water (549566-001) | Method: SM 5310B | Prep Method: SM 5310B |

| QC1326125 Analyte | Result | Source Sample Result | Spiked | Units | Recovery | Qual | Limits | RPD | RPD Lim | DF |
|---|---|---|---|---|---|---|---|---|---|---|
| Total Organic Carbon | 27.64 | 2.724 | 25.00 | mg/L | 100% | | 75-125 | 4 | 25 | 1 |

| Type: Sample Duplicate | Lab ID: QC1325644 | Batch: 391026 |
|---|---|---|
| Matrix (Source ID): Water (549730-001) | Method: SM2130B | |

| QC1325644 Analyte | Result | Source Sample Result | Units | Qual | RPD | RPD Lim | DF |
|---|---|---|---|---|---|---|---|
| Turbidity | 2,344 | 2348 | NTU | | 0 | 20 | 4 |

| Type: Blank | Lab ID: QC1325855 | Batch: 391081 |
|---|---|---|
| Matrix: Water | Method: SM2320B | Prep Method: METHOD |

| QC1325855 Analyte | Result | Qual | Units | RL | MDL | Prepared | Analyzed |
|---|---|---|---|---|---|---|---|
| Bicarbonate | ND | | mg/L | 2.0 | | 12/26/25 | 12/26/25 |
| Alkalinity, Total as CaCO3 | ND | | mg/L | 2.0 | | 12/26/25 | 12/26/25 |

| Type: Lab Control Sample | Lab ID: QC1325856 | Batch: 391081 |
|---|---|---|
| Matrix: Water | Method: SM2320B | Prep Method: METHOD |

| QC1325856 Analyte | Result | Spiked | Units | Recovery | Qual | Limits |
|---|---|---|---|---|---|---|
| Alkalinity, Total as CaCO3 | 964.2 | 1000 | mg/L | 96% | | 90-110 |

ENTHALPY ANALYTICAL

# Batch QC

| Type: | Sample Duplicate | Lab ID: | QC1325858 | Batch: | 391081 |
|---|---|---|---|---|---|
| Matrix (Source ID): | Water (549566-001) | Method: | SM2320B | Prep Method: | METHOD |

| QC1325858 Analyte | Result | Source Sample Result | Units | Qual | RPD | RPD Lim | DF |
|---|---|---|---|---|---|---|---|
| Bicarbonate | 41.60 | 41.14 | mg/L | | 1 | 20 | 1 |
| Alkalinity, Total as CaCO3 | 34.10 | 33.72 | mg/L | | 1 | 20 | 1 |

| Type: | Sample Duplicate | Lab ID: | QC1326243 | Batch: | 391192 |
|---|---|---|---|---|---|
| Matrix (Source ID): | Water (549730-001) | Method: | SM2510B | Prep Method: | METHOD |

| QC1326243 Analyte | Result | Source Sample Result | Units | Qual | RPD | RPD Lim | DF |
|---|---|---|---|---|---|---|---|
| Specific Conductance | 543.2 | 535.5 | umhos/cm | | 1 | 20 | 1 |

| Type: | Sample Duplicate | Lab ID: | QC1326299 | Batch: | 391192 |
|---|---|---|---|---|---|
| Matrix (Source ID): | Water (549322-001) | Method: | SM2510B | Prep Method: | METHOD |

| QC1326299 Analyte | Result | Source Sample Result | Units | Qual | RPD | RPD Lim | DF |
|---|---|---|---|---|---|---|---|
| Specific Conductance | 16,510 | 16600 | umhos/cm | | 1 | 20 | 1 |

| Type: | Blank | Lab ID: | QC1326240 | Batch: | 391172 |
|---|---|---|---|---|---|
| Matrix: | Water | Method: | SM2540C | Prep Method: | METHOD |

| QC1326240 Analyte | Result | Qual | Units | RL | MDL | Prepared | Analyzed |
|---|---|---|---|---|---|---|---|
| Total Dissolved Solids | ND | | mg/L | 20 | | 12/29/25 | 12/31/25 |

| Type: | Lab Control Sample | Lab ID: | QC1326241 | Batch: | 391172 |
|---|---|---|---|---|---|
| Matrix: | Water | Method: | SM2540C | Prep Method: | METHOD |

| QC1326241 Analyte | Result | Spiked | Units | Recovery | Qual | Limits |
|---|---|---|---|---|---|---|
| Total Dissolved Solids | 1,014 | 1000 | mg/L | 101% | | 90-110 |

| Type: | Sample Duplicate | Lab ID: | QC1326242 | Batch: | 391172 |
|---|---|---|---|---|---|
| Matrix (Source ID): | Water (549730-001) | Method: | SM2540C | Prep Method: | METHOD |

| QC1326242 Analyte | Result | Source Sample Result | Units | Qual | RPD | RPD Lim | DF |
|---|---|---|---|---|---|---|---|
| Total Dissolved Solids | 472.0 | 442.0 | mg/L | | 7* | 5 | 2 |

| Type: | Blank | Lab ID: | QC1325899 | Batch: | 391097 |
|---|---|---|---|---|---|
| Matrix: | Water | Method: | SM2540D | Prep Method: | METHOD |

| QC1325899 Analyte | Result | Qual | Units | RL | MDL | Prepared | Analyzed |
|---|---|---|---|---|---|---|---|
| Total Suspended Solids | ND | | mg/L | 0.5 | | 12/26/25 | 12/29/25 |

ENTHALPY ANALYTICAL

# Batch QC

| Type: | Lab Control Sample | Lab ID: | QC1325900 | Batch: | 391097 |
|---|---|---|---|---|---|
| Matrix: | Water | Method: | SM2540D | Prep Method: | METHOD |

| QC1325900 Analyte | Result | Spiked | Units | Recovery | Qual | Limits |
|---|---|---|---|---|---|---|
| Total Suspended Solids | 102.2 | 100.0 | mg/L | 102% | | 90-110 |

| Type: | Lab Control Sample Duplicate | Lab ID: | QC1325901 | Batch: | 391097 |
|---|---|---|---|---|---|
| Matrix: | Water | Method: | SM2540D | Prep Method: | METHOD |

| QC1325901 Analyte | Result | Spiked | Units | Recovery | Qual | Limits | RPD | RPD Lim |
|---|---|---|---|---|---|---|---|---|
| Total Suspended Solids | 101.7 | 100.0 | mg/L | 102% | | 90-110 | 0 | 5 |

| Type: | Sample Duplicate | Lab ID: | QC1325904 | Batch: | 391097 |
|---|---|---|---|---|---|
| Matrix (Source ID): | Water (549730-001) | Method: | SM2540D | Prep Method: | METHOD |

| QC1325904 Analyte | Result | Source Sample Result | Units | Qual | RPD | RPD Lim | DF |
|---|---|---|---|---|---|---|---|
| Total Suspended Solids | 2,980 | 2935 | mg/L | | 2 | 5 | 1 |

| Type: | Sample Duplicate | Lab ID: | QC1325905 | Batch: | 391097 |
|---|---|---|---|---|---|
| Matrix (Source ID): | Water (549730-002) | Method: | SM2540D | Prep Method: | METHOD |

| QC1325905 Analyte | Result | Source Sample Result | Units | Qual | RPD | RPD Lim | DF |
|---|---|---|---|---|---|---|---|
| Total Suspended Solids | 1,890 | 1890 | mg/L | | 0 | 5 | 1 |

| Type: | Blank | Lab ID: | QC1325511 | Batch: | 390990 |
|---|---|---|---|---|---|
| Matrix: | Water | Method: | SM5210B | Prep Method: | METHOD |

| QC1325511 Analyte | Result | Qual | Units | RL | MDL | Prepared | Analyzed |
|---|---|---|---|---|---|---|---|
| Biochemical Oxygen Demand | ND | | mg/L | 3.0 | | 12/24/25 13:28 | 12/29/25 16:15 |

| Type: | Lab Control Sample | Lab ID: | QC1325512 | Batch: | 390990 |
|---|---|---|---|---|---|
| Matrix: | Water | Method: | SM5210B | Prep Method: | METHOD |

| QC1325512 Analyte | Result | Spiked | Units | Recovery | Qual | Limits |
|---|---|---|---|---|---|---|
| Biochemical Oxygen Demand | 180.8 | 198.0 | mg/L | 91% | | 84.6-115.4 |

| Type: | Sample Duplicate | Lab ID: | QC1325521 | Batch: | 390990 |
|---|---|---|---|---|---|
| Matrix (Source ID): | Water (549544-003) | Method: | SM5210B | Prep Method: | METHOD |

| QC1325521 Analyte | Result | Source Sample Result | Units | Qual | RPD | RPD Lim | DF |
|---|---|---|---|---|---|---|---|
| Biochemical Oxygen Demand | 2,773 | 2423 | mg/L | | 13 | 30 | 1 |

# Batch QC

| | | |
|---|---|---|
| **Type:** Blank | **Lab ID:** QC1326675 | **Batch:** 391311 |
| **Matrix:** Water | **Method:** SM5220D | **Prep Method:** SM 5220D |

| QC1326675 Analyte | Result | Qual | Units | RL | MDL | Prepared | Analyzed |
|---|---|---|---|---|---|---|---|
| Chemical Oxygen Demand | ND | | mg/L | 4.0 | 2.0 | 12/31/25 | 12/31/25 |

| | | |
|---|---|---|
| **Type:** Lab Control Sample | **Lab ID:** QC1326676 | **Batch:** 391311 |
| **Matrix:** Water | **Method:** SM5220D | **Prep Method:** SM 5220D |

| QC1326676 Analyte | Result | Spiked | Units | Recovery | Qual | Limits |
|---|---|---|---|---|---|---|
| Chemical Oxygen Demand | 100.0 | 100.0 | mg/L | 100% | | 90-110 |

| | | |
|---|---|---|
| **Type:** Matrix Spike | **Lab ID:** QC1326678 | **Batch:** 391311 |
| **Matrix (Source ID):** Water (549965-001) | **Method:** SM5220D | **Prep Method:** SM 5220D |

| QC1326678 Analyte | Result | Source Sample Result | Spiked | Units | Recovery | Qual | Limits | DF |
|---|---|---|---|---|---|---|---|---|
| Chemical Oxygen Demand | 172.0 | 77.00 | 100.0 | mg/L | 95% | | 75-125 | 2 |

| | | |
|---|---|---|
| **Type:** Matrix Spike Duplicate | **Lab ID:** QC1326679 | **Batch:** 391311 |
| **Matrix (Source ID):** Water (549965-001) | **Method:** SM5220D | **Prep Method:** SM 5220D |

| QC1326679 Analyte | Result | Source Sample Result | Spiked | Units | Recovery | Qual | Limits | RPD | RPD Lim | DF |
|---|---|---|---|---|---|---|---|---|---|---|
| Chemical Oxygen Demand | 174.0 | 77.00 | 100.0 | mg/L | 97% | | 75-125 | 1 | 20 | 2 |

* Value is outside QC limits
J Estimated value
ND Not Detected
NM Not Meaningful

**Laboratory Job Number 549730**

**Subcontracted Products**

**Pace Laboratories**

Date of Report: 01/06/2026

David Tripp

Enthalpy Laboratories-Orange
931 West Barkley Avenue
Orange, CA 92868

| | |
|---|---|
| Client Project: | EO-549730 |
| Pace Project: | Chiquita Canyon Landfill Stormwater |
| Pace Work Order: | 2522095 |
| Invoice ID: | B529453 |

Enclosed are the results of analyses for samples received by the laboratory on 12/30/2025. If you have any questions concerning this report, please feel free to contact me.

Sincerely,

Contact Person: Ragen Williams
Client Service Rep

Steven Bennett
Operations Manager



*The results in this report apply to the samples analyzed in accordance with the chain of custody document. This analytical report must be reproduced in its entirety.*
All results listed in this report are for the exclusive use of the submitting party. Pace Analytical assumes no responsibility for report alteration, separation, detachment or third party interpretation.

# Table of Contents


**Sample Information**

Chain of Custody and Cooler Receipt form ..... 3

Laboratory / Client Sample Cross Reference ..... 5

**Sample Results**

**2522095-01 - SOUTH BASIN - WESTERN INLET**

Organo-Phosphorus Pesticide Analysis (EPA Method 8141A) ..... 6

**2522095-02 - SOUTH BASIN - EASTERN INLET**

Organo-Phosphorus Pesticide Analysis (EPA Method 8141A) ..... 7

**Quality Control Reports**

**Organo-Phosphorus Pesticide Analysis (EPA Method 8141A)**

Method Blank Analysis ..... 8

Laboratory Control Sample ..... 9

**Notes**

Notes and Definitions ..... 10



*The results in this report apply to the samples analyzed in accordance with the chain of custody document. This analytical report must be reproduced in its entirety.*

All results listed in this report are for the exclusive use of the submitting party. Pace Analytical assumes no responsibility for report alteration, separation, detachment or third party interpretation.

ENTHALPY ANALYTICAL

931 West Barkley A
Orange, CA 92868
(714) 771-6900

2522095

Subcontract Laboratory:
Pace Laboratories
4100 Atlas Court
Bakersfield, CA 93308
ATTN: Ragen Schallock
PO #: Required, to be sent via email

2522095

Enthalpy Order: EO-549730
PM: David Tripp
Email: david.tripp@enthalpy.com
CC: incomingreports@enthalpy.com
Phone: 657-581-4710

Results Due: Standard TAT
Report Level: II
Report To: MDL
EDDs: ELM_TransferOut (Standard Excel Transfer EDD, 3 tabs)

Notes:
Chiquita Canyon Stormwater

| Sample ID | Collected | Lab ID | # Cont. | Matrix | Analysis Requested | Comment |
|---|---|---|---|---|---|---|
| SOUTH BASIN - WESTERN INLET | 24-DEC-2025 07:25 | 549730-001 | 1 | Water | Organophosphorus Pesticides | -1 |
| SOUTH BASIN - EASTERN INLET | 24-DEC-2025 08:10 | 549730-002 | 1 | Water | Organophosphorus Pesticides | -2 |

| Notes: | Relinquished By: | Received By: |
|---|---|---|
| | [signature] | [signature] |
| | Date: 12-29-25 14:49 | Date: 12/30/25 0923 |
| | | |
| | Date: | Date: |
| | | |
| | Date: | Date: |

1 of 1

*The results in this report apply to the samples analyzed in accordance with the chain of custody document. This analytical report must be reproduced in its entirety.*
All results listed in this report are for the exclusive use of the submitting party. Pace Analytical assumes no responsibility for report alteration, separation, detachment or third party interpretation.

Pace Analytical®
ENVIRONMENTAL SCIENCES

**Chain of Custody and Cooler Receipt Form for 2522095 Page 2 of 2**

PACE ANALYTICAL — COOLER RECEIPT FORM — Page 1 Of 1

Submission #: 2522095

| SHIPPING INFORMATION | SHIPPING CONTAINER | FREE LIQUID |
|---|---|---|
| Fed Ex ☑ UPS ☐ GSO / GLS ☐ Hand Delivery ☐ | Ice Chest ☑ None ☐ Box ☐ | YES ☑ NO ☐ |
| Pace Lab Field Service ☐ Other ☐ (Specify)_____ | Other ☐ (Specify)_____ | W / S |

Refrigerant: Ice ☑ Blue Ice ☐ None ☐ Other ☐ Comments:

Custody Seals: Ice Chest ☐ Intact? Yes ☐ No ☐ | Containers ☐ Intact? Yes ☐ No ☐ | None ☑ Comments:

All samples received? Yes ☑ No ☐ All samples containers intact? Yes ☑ No ☐ Description(s) match COC? Yes ☑ No ☐

COC Received ☑ YES ☐ NO

Emissivity: 0.97 Container: NA Thermometer ID: 337 Date/Time 12/30/25

Temperature: (A) 1.9 °C / (C) 1.8 °C Analyst Init JDL 0923

| SAMPLE CONTAINERS | SAMPLE NUMBERS 1 | 2 | 3 | 4 | 5 | 6 | 7 | 8 | 9 | 10 |
|---|---|---|---|---|---|---|---|---|---|---|
| QT PE UNPRES | | | | | | | | | | |
| 4oz / 8oz / 16oz PE UNPRES | | | | | | | | | | |
| 2oz $Cr^{+6}$ | | | | | | | | | | |
| QT INORGANIC CHEMICAL METALS | | | | | | | | | | |
| INORGANIC CHEMICAL METALS 4oz / 8oz / 16oz | | | | | | | | | | |
| PT CYANIDE | | | | | | | | | | |
| PT NITROGEN FORMS | | | | | | | | | | |
| PT TOTAL SULFIDE | | | | | | | | | | |
| 2oz. NITRATE / NITRITE | | | | | | | | | | |
| PT TOTAL ORGANIC CARBON | | | | | | | | | | |
| PT CHEMICAL OXYGEN DEMAND | | | | | | | | | | |
| PtA PHENOLICS | | | | | | | | | | |
| 40ml VOA VIAL TRAVEL BLANK | | | | | | | | | | |
| 40ml VOA VIAL | | | | | | | | | | |
| QT EPA 1664B | | | | | | | | | | |
| PT ODOR | | | | | | | | | | |
| RADIOLOGICAL | | | | | | | | | | |
| BACTERIOLOGICAL | | | | | | | | | | |
| 40 ml VOA VIAL- 504 | | | | | | | | | | |
| QT EPA 508/608.3/8081A | | | | | | | | | | |
| QT EPA 515.1/8151A | | | | | | | | | | |
| QT EPA 525.2 | | | | | | | | | | |
| QT EPA 525.2 TRAVEL BLANK | | | | | | | | | | |
| 40ml EPA 547 | | | | | | | | | | |
| 40ml EPA 531.1 | | | | | | | | | | |
| 8oz EPA 548.1 | | | | | | | | | | |
| QT EPA 549.2 | | | | | | | | | | |
| QT EPA 8015M | | | | | | | | | | |
| QT EPA 8270C | | | | | | | | | | |
| 8oz / 16oz / 32oz AMBER | A | A | | | | | | | | |
| 8oz / 16oz / 32oz JAR | | | | | | | | | | |
| SOIL SLEEVE | | | | | | | | | | |
| PCB VIAL | | | | | | | | | | |
| PLASTIC BAG | | | | | | | | | | |
| TEDLAR BAG | | | | | | | | | | |
| FERROUS IRON | | | | | | | | | | |
| ENCORE | | | | | | | | | | |
| SMART KIT | | | | | | | | | | |
| SUMMA CANISTER | | | | | | | | | | |

CHK BY LWD

DISTRIBUTION SV

SUB OUT ☐

Comments:

Sample Numbering Completed By: JDL Date/Time: 0939 12/30/25

A = Actual / C = Corrected

Rev 23 05/20/22

[S:\WPDoc\WordPerfect\LAB_DOCS\FORMS\SAMREC rev 20]

*The results in this report apply to the samples analyzed in accordance with the chain of custody document. This analytical report must be reproduced in its entirety.*
All results listed in this report are for the exclusive use of the submitting party. Pace Analytical assumes no responsibility for report alteration, separation, detachment or third party interpretation.

Pace Analytical
ENVIRONMENTAL SCIENCES

Enthalpy Laboratories-Orange
931 West Barkley Avenue
Orange, CA 92868

**Reported:** 01/06/2026 14:56
Project: Chiquita Canyon Landfill Stormwater
Project Number: EO-549730
Project Manager: David Tripp

# Laboratory / Client Sample Cross Reference

| Laboratory | Client Sample Information | | | |
|---|---|---|---|---|
| **2522095-01** | **COC Number:** | — | **Receive Date:** | 12/30/2025 09:23 |
| | **Project Number:** | — | **Sampling Date:** | 12/24/2025 07:25 |
| | **Sampling Location:** | — | **Sample Depth:** | — |
| | **Sampling Point:** | SOUTH BASIN - WESTERN INLET | **Lab Matrix:** | Water |
| | **Sampled By:** | client | **Sample Type:** | Water |
| **2522095-02** | **COC Number:** | — | **Receive Date:** | 12/30/2025 09:23 |
| | **Project Number:** | — | **Sampling Date:** | 12/24/2025 08:10 |
| | **Sampling Location:** | — | **Sample Depth:** | — |
| | **Sampling Point:** | SOUTH BASIN - EASTERN INLET | **Lab Matrix:** | Water |
| | **Sampled By:** | client | **Sample Type:** | Water |

*The results in this report apply to the samples analyzed in accordance with the chain of custody document. This analytical report must be reproduced in its entirety.*
All results listed in this report are for the exclusive use of the submitting party. Pace Analytical assumes no responsibility for report alteration, separation, detachment or third party interpretation.

Pace Analytical
ENVIRONMENTAL SCIENCES

Enthalpy Laboratories-Orange
931 West Barkley Avenue
Orange, CA 92868

**Reported:** 01/06/2026 14:56
Project: Chiquita Canyon Landfill Stormwater
Project Number: EO-549730
Project Manager: David Tripp

# Organo-Phosphorus Pesticide Analysis (EPA Method 8141A)

**Pace Sample ID:** 2522095-01 | **Client Sample Name:** SOUTH BASIN - WESTERN INLET, 12/24/2025 7:25:00AM, client

| Constituent | Result | Units | PQL | MDL | Method | MB Bias | Lab Quals | DCN |
|---|---|---|---|---|---|---|---|---|
| Azinphos methyl | ND | ug/L | 0.50 | 0.12 | EPA-8141A | ND | | 1 |
| Bolstar | ND | ug/L | 0.20 | 0.050 | EPA-8141A | ND | | 1 |
| Chlorpyrifos | ND | ug/L | 0.20 | 0.050 | EPA-8141A | ND | | 1 |
| Coumaphos | ND | ug/L | 0.50 | 0.11 | EPA-8141A | ND | | 1 |
| Demeton O/S | ND | ug/L | 0.20 | 0.056 | EPA-8141A | ND | | 1 |
| Diazinon | ND | ug/L | 0.20 | 0.050 | EPA-8141A | ND | | 1 |
| Dichlorvos | ND | ug/L | 0.20 | 0.050 | EPA-8141A | ND | | 1 |
| Disulfoton | ND | ug/L | 0.20 | 0.050 | EPA-8141A | ND | | 1 |
| Ethoprop | ND | ug/L | 0.20 | 0.052 | EPA-8141A | ND | | 1 |
| Fensulfothion | ND | ug/L | 0.20 | 0.051 | EPA-8141A | ND | | 1 |
| Fenthion | ND | ug/L | 0.20 | 0.050 | EPA-8141A | ND | | 1 |
| Merphos | ND | ug/L | 0.20 | 0.050 | EPA-8141A | ND | | 1 |
| Methyl parathion | ND | ug/L | 0.20 | 0.050 | EPA-8141A | ND | | 1 |
| Mevinphos | ND | ug/L | 0.20 | 0.050 | EPA-8141A | ND | | 1 |
| Naled | ND | ug/L | 0.50 | 0.17 | EPA-8141A | ND | | 1 |
| Phorate | ND | ug/L | 0.20 | 0.066 | EPA-8141A | ND | | 1 |
| Ronnel (Fenchlorphos) | ND | ug/L | 0.20 | 0.050 | EPA-8141A | ND | | 1 |
| Stirophos (Tetrachlorvinphos) | ND | ug/L | 0.20 | 0.082 | EPA-8141A | ND | | 1 |
| Tokuthion (Prothiofos) | ND | ug/L | 0.20 | 0.050 | EPA-8141A | ND | | 1 |
| Trichloronate | ND | ug/L | 0.20 | 0.050 | EPA-8141A | ND | | 1 |
| Triphenylphosphate (Surrogate) | 55.4 | % | 50 - 130 (LCL - UCL) | | EPA-8141A | | | 1 |

| DCN | Method | Prep Date | Run Date/Time | Analyst | Instrument | Dilution | QC Batch ID | Prep Method |
|---|---|---|---|---|---|---|---|---|
| 1 | EPA-8141A | 12/31/25 08:30 | 01/06/26 06:21 | HAH | GC-18 | 1 | B224902 | EPA 3510C |

DCN = Data Continuation Number

*The results in this report apply to the samples analyzed in accordance with the chain of custody document. This analytical report must be reproduced in its entirety.*
All results listed in this report are for the exclusive use of the submitting party. Pace Analytical assumes no responsibility for report alteration, separation, detachment or third party interpretation.

Pace Analytical
ENVIRONMENTAL SCIENCES

Enthalpy Laboratories-Orange
931 West Barkley Avenue
Orange, CA 92868

**Reported:** 01/06/2026 14:56
Project: Chiquita Canyon Landfill Stormwater
Project Number: EO-549730
Project Manager: David Tripp

# Organo-Phosphorus Pesticide Analysis (EPA Method 8141A)

**Pace Sample ID:** 2522095-02 | **Client Sample Name:** SOUTH BASIN - EASTERN INLET, 12/24/2025 8:10:00AM, client

| Constituent | Result | Units | PQL | MDL | Method | MB Bias | Lab Quals | DCN |
|---|---|---|---|---|---|---|---|---|
| Azinphos methyl | ND | ug/L | 0.50 | 0.12 | EPA-8141A | ND | | 1 |
| Bolstar | ND | ug/L | 0.20 | 0.050 | EPA-8141A | ND | | 1 |
| Chlorpyrifos | ND | ug/L | 0.20 | 0.050 | EPA-8141A | ND | | 1 |
| Coumaphos | ND | ug/L | 0.50 | 0.11 | EPA-8141A | ND | | 1 |
| Demeton O/S | ND | ug/L | 0.20 | 0.056 | EPA-8141A | ND | | 1 |
| Diazinon | ND | ug/L | 0.20 | 0.050 | EPA-8141A | ND | | 1 |
| Dichlorvos | ND | ug/L | 0.20 | 0.050 | EPA-8141A | ND | | 1 |
| Disulfoton | ND | ug/L | 0.20 | 0.050 | EPA-8141A | ND | | 1 |
| Ethoprop | ND | ug/L | 0.20 | 0.052 | EPA-8141A | ND | | 1 |
| Fensulfothion | ND | ug/L | 0.20 | 0.051 | EPA-8141A | ND | | 1 |
| Fenthion | ND | ug/L | 0.20 | 0.050 | EPA-8141A | ND | | 1 |
| Merphos | ND | ug/L | 0.20 | 0.050 | EPA-8141A | ND | | 1 |
| Methyl parathion | ND | ug/L | 0.20 | 0.050 | EPA-8141A | ND | | 1 |
| Mevinphos | ND | ug/L | 0.20 | 0.050 | EPA-8141A | ND | | 1 |
| Naled | ND | ug/L | 0.50 | 0.17 | EPA-8141A | ND | | 1 |
| Phorate | ND | ug/L | 0.20 | 0.066 | EPA-8141A | ND | | 1 |
| Ronnel (Fenchlorphos) | ND | ug/L | 0.20 | 0.050 | EPA-8141A | ND | | 1 |
| Stirophos (Tetrachlorvinphos) | ND | ug/L | 0.20 | 0.082 | EPA-8141A | ND | | 1 |
| Tokuthion (Prothiofos) | ND | ug/L | 0.20 | 0.050 | EPA-8141A | ND | | 1 |
| Trichloronate | ND | ug/L | 0.20 | 0.050 | EPA-8141A | ND | | 1 |
| Triphenylphosphate (Surrogate) | 23.6 | % | 50 - 130 (LCL - UCL) | | EPA-8141A | | S09 | 1 |

| DCN | Method | Prep Date | Run Date/Time | Analyst | Instrument | Dilution | QC Batch ID | Prep Method |
|---|---|---|---|---|---|---|---|---|
| 1 | EPA-8141A | 12/31/25 08:30 | 01/06/26 07:50 | HAH | GC-18 | 1 | B224902 | EPA 3510C |

DCN = Data Continuation Number

*The results in this report apply to the samples analyzed in accordance with the chain of custody document. This analytical report must be reproduced in its entirety.*
All results listed in this report are for the exclusive use of the submitting party. Pace Analytical assumes no responsibility for report alteration, separation, detachment or third party interpretation.

Pace Analytical
ENVIRONMENTAL SCIENCES

Enthalpy Laboratories-Orange
931 West Barkley Avenue
Orange, CA 92868

**Reported:** 01/06/2026 14:56
Project: Chiquita Canyon Landfill Stormwater
Project Number: EO-549730
Project Manager: David Tripp

# Organo-Phosphorus Pesticide Analysis (EPA Method 8141A)

## Quality Control Report - Method Blank Analysis

| Constituent | QC Sample ID | MB Result | Units | PQL | MDL | Lab Quals | Run # |
|---|---|---|---|---|---|---|---|
| **QC Batch ID: B224902** | | | | | | | |
| Azinphos methyl | B224902-BLK1 | ND | ug/L | 0.50 | 0.12 | | 1 |
| Bolstar | B224902-BLK1 | ND | ug/L | 0.20 | 0.050 | | 1 |
| Chlorpyrifos | B224902-BLK1 | ND | ug/L | 0.20 | 0.050 | | 1 |
| Coumaphos | B224902-BLK1 | ND | ug/L | 0.50 | 0.11 | | 1 |
| Demeton O/S | B224902-BLK1 | ND | ug/L | 0.20 | 0.056 | | 1 |
| Diazinon | B224902-BLK1 | ND | ug/L | 0.20 | 0.050 | | 1 |
| Dichlorvos | B224902-BLK1 | ND | ug/L | 0.20 | 0.050 | | 1 |
| Disulfoton | B224902-BLK1 | ND | ug/L | 0.20 | 0.050 | | 1 |
| Ethoprop | B224902-BLK1 | ND | ug/L | 0.20 | 0.052 | | 1 |
| Fensulfothion | B224902-BLK1 | ND | ug/L | 0.20 | 0.051 | | 1 |
| Fenthion | B224902-BLK1 | ND | ug/L | 0.20 | 0.050 | | 1 |
| Merphos | B224902-BLK1 | ND | ug/L | 0.20 | 0.050 | | 1 |
| Methyl parathion | B224902-BLK1 | ND | ug/L | 0.20 | 0.050 | | 1 |
| Mevinphos | B224902-BLK1 | ND | ug/L | 0.20 | 0.050 | | 1 |
| Naled | B224902-BLK1 | ND | ug/L | 0.50 | 0.17 | | 1 |
| Phorate | B224902-BLK1 | ND | ug/L | 0.20 | 0.066 | | 1 |
| Ronnel (Fenchlorphos) | B224902-BLK1 | ND | ug/L | 0.20 | 0.050 | | 1 |
| Stirophos (Tetrachlorvinphos) | B224902-BLK1 | ND | ug/L | 0.20 | 0.082 | | 1 |
| Tokuthion (Prothiofos) | B224902-BLK1 | ND | ug/L | 0.20 | 0.050 | | 1 |
| Trichloronate | B224902-BLK1 | ND | ug/L | 0.20 | 0.050 | | 1 |
| **Triphenylphosphate (Surrogate)** | **B224902-BLK1** | **91.6** | % | **50 - 130 (LCL - UCL)** | | | 1 |

| Run # | QC Sample ID | QC Type | Method | Prep Date | Run Date Time | Analyst | Instrument | Dilution |
|---|---|---|---|---|---|---|---|---|
| 1 | B224902-BLK1 | PB | EPA-8141A | 12/31/25 | 01/06/26 03:53 | HAH | GC-18 | 1 |

*The results in this report apply to the samples analyzed in accordance with the chain of custody document. This analytical report must be reproduced in its entirety.*
All results listed in this report are for the exclusive use of the submitting party. Pace Analytical assumes no responsibility for report alteration, separation, detachment or third party interpretation.

Pace Analytical
ENVIRONMENTAL SCIENCES

Enthalpy Laboratories-Orange
931 West Barkley Avenue
Orange, CA 92868

**Reported:** 01/06/2026 14:56
Project: Chiquita Canyon Landfill Stormwater
Project Number: EO-549730
Project Manager: David Tripp

# Organo-Phosphorus Pesticide Analysis (EPA Method 8141A)

## Quality Control Report - Laboratory Control Sample

| Constituent | QC Sample ID | Type | Result | Spike Level | Units | Percent Recovery | RPD | Control Limits Percent Recovery | Control Limits RPD | Lab Quals | Run # |
|---|---|---|---|---|---|---|---|---|---|---|---|
| **QC Batch ID: B224902** | | | | | | | | | | | |
| Bolstar | B224902-BS1 | LCS | 1.7200 | 2.0000 | ug/L | 86.0 | | 50 - 130 | | | 1 |
| | B224902-BSD1 | LCSD | 1.6700 | 2.0000 | ug/L | 83.5 | 2.9 | 50 - 130 | 30 | | 2 |
| Chlorpyrifos | B224902-BS1 | LCS | 1.8450 | 2.0000 | ug/L | 92.2 | | 60 - 120 | | | 1 |
| | B224902-BSD1 | LCSD | 1.8150 | 2.0000 | ug/L | 90.8 | 1.6 | 60 - 120 | 30 | | 2 |
| Diazinon | B224902-BS1 | LCS | 1.6050 | 2.0000 | ug/L | 80.2 | | 60 - 130 | | | 1 |
| | B224902-BSD1 | LCSD | 1.8150 | 2.0000 | ug/L | 90.8 | 12.3 | 60 - 130 | 30 | | 2 |
| Methyl parathion | B224902-BS1 | LCS | 1.6800 | 2.0000 | ug/L | 84.0 | | 60 - 120 | | | 1 |
| | B224902-BSD1 | LCSD | 1.7050 | 2.0000 | ug/L | 85.2 | 1.5 | 60 - 120 | 30 | | 2 |
| Mevinphos | B224902-BS1 | LCS | 1.4050 | 2.0000 | ug/L | 70.2 | | 50 - 120 | | | 1 |
| | B224902-BSD1 | LCSD | 1.5000 | 2.0000 | ug/L | 75.0 | 6.5 | 50 - 120 | 30 | | 2 |
| Ronnel (Fenchlorphos) | B224902-BS1 | LCS | 1.7900 | 2.0000 | ug/L | 89.5 | | 50 - 120 | | | 1 |
| | B224902-BSD1 | LCSD | 1.8900 | 2.0000 | ug/L | 94.5 | 5.4 | 50 - 120 | 30 | | 2 |
| Stirophos (Tetrachlorvinphos) | B224902-BS1 | LCS | 1.7850 | 2.0000 | ug/L | 89.2 | | 50 - 120 | | | 1 |
| | B224902-BSD1 | LCSD | 1.8000 | 2.0000 | ug/L | 90.0 | 0.8 | 50 - 120 | 30 | | 2 |
| Triphenylphosphate (Surrogate) | B224902-BS1 | LCS | 2.3600 | 2.5000 | ug/L | 94.4 | | 50 - 130 | | | 1 |
| | B224902-BSD1 | LCSD | 2.1750 | 2.5000 | ug/L | 87.0 | 8.2 | 50 - 130 | | | 2 |

| Run # | QC Sample ID | QC Type | Method | Prep Date | Run Date Time | Analyst | Instrument | Dilution |
|---|---|---|---|---|---|---|---|---|
| 1 | B224902-BS1 | LCS | EPA-8141A | 12/31/25 | 01/06/26 04:23 | HAH | GC-18 | 1 |
| 2 | B224902-BSD1 | LCSD | EPA-8141A | 12/31/25 | 01/06/26 04:52 | HAH | GC-18 | 1 |

*The results in this report apply to the samples analyzed in accordance with the chain of custody document. This analytical report must be reproduced in its entirety.*
All results listed in this report are for the exclusive use of the submitting party. Pace Analytical assumes no responsibility for report alteration, separation, detachment or third party interpretation.

Pace Analytical
ENVIRONMENTAL SCIENCES

| | |
|---|---|
| Enthalpy Laboratories-Orange<br>931 West Barkley Avenue<br>Orange, CA 92868 | **Reported:** 01/06/2026 14:56<br>Project: Chiquita Canyon Landfill Stormwater<br>Project Number: EO-549730<br>Project Manager: David Tripp |

## Notes And Definitions

| | |
|---|---|
| MDL | Method Detection Limit |
| ND | Analyte Not Detected |
| PQL | Practical Quantitation Limit |
| S09 | The surrogate recovery for this compound was not within the control limits. |

*The results in this report apply to the samples analyzed in accordance with the chain of custody document. This analytical report must be reproduced in its entirety.*
All results listed in this report are for the exclusive use of the submitting party. Pace Analytical assumes no responsibility for report alteration, separation, detachment or third party interpretation.

**Laboratory Job Number 549730**

**Subcontracted Products**

**McCampbell Analytical, Inc.**

# McCampbell Analytical, Inc.

*"When Quality Counts"*

# Analytical Report

**WorkOrder:** 2512J13

**Report Created for:** Enthalpy Analytical

931 West Barkley Avenue
Orange, CA 92868

**Project Contact:** David Tripp
**Project P.O.:** 079649
**Project:** EO-549730

**Project Location:**
**Project Received:** 12/30/2025

Analytical Report reviewed & approved for release on 01/06/2026 by:



Ana Venegas
Project Manager

***The report shall not be reproduced except in full, without the written approval of the laboratory. The analytical results relate only to the items tested. Results reported conform to the most current regulatory standards, where applicable, unless otherwise stated.***

1534 Willow Pass Rd. Pittsburg, CA 94565 ♦ TEL: (877) 252-9262 ♦ FAX: (925) 252-9269 ♦ www.mccampbell.com
CA ELAP 1644 ♦ ORELAP (NELAP) 4033 ♦ AIHA-LAP ID#232255 ♦ DoD-ELAP Cert # L22-757

McCampbell Analytical, Inc.
"When Quality Counts"

1534 Willow Pass Road, Pittsburg, CA 94565-1701
Toll Free Telephone: (877) 252-9262 / Fax: (925) 252-9269
http://www.mccampbell.com / E-mail: main@mccampbell.com

# Glossary of Terms & Qualifier Definitions

**Client:** Enthalpy Analytical **WorkOrder:** 2512J13

**Project:** EO-549730

## Glossary Abbreviation

| | |
|---|---|
| %D | Serial Dilution Percent Difference |
| 95% Interval | 95% Confident Interval |
| CCV | Continuing Calibration Verification. |
| CCV REC (%) | % recovery of Continuing Calibration Verification. |
| CPT | Consumer Product Testing not NELAP Accredited |
| DF | Dilution Factor |
| DI WET | (DISTLC) Waste Extraction Test using DI water |
| DISS | Dissolved (direct analysis of 0.45 µm filtered and acidified water sample) |
| DLT | Dilution Test (Serial Dilution) |
| DUP | Duplicate |
| EDL | Estimated Detection Limit |
| ERS | External reference sample. Second source calibration verification. |
| ITEF | International Toxicity Equivalence Factor |
| LCS | Laboratory Control Sample |
| LCS2 | Second LCS for the batch. Spike level is lower than that for the first LCS; applicable to method 1633. |
| LQL | Lowest Quantitation Level |
| MB | Method Blank |
| MB IS/SS % Rec | % Recovery of Internal Standard or Surrogate in Method Blank, if applicable |
| MB SS % Rec | % Recovery of Surrogate in Method Blank, if applicable |
| MDL | Method Detection Limit [1] |
| ML | Minimum Level of Quantitation |
| MS | Matrix Spike |
| MSD | Matrix Spike Duplicate |
| NA | Not Applicable |
| ND | Not detected at or above the indicated MDL or RL. |
| NR | Data Not Reported due to matrix interference or insufficient sample amount. |
| PDS | Post Digestion Spike |
| PF | Prep Factor |
| RD | Relative Difference |
| RL | Reporting Limit [2] |
| RPD | Relative Percent Difference |
| RRT | Relative Retention Time |
| RSD | Relative Standard Deviation |
| SNR | Surrogate is diluted out of the calibration range |

[1] MDL is the minimum measured concentration of a substance that can be reported with 99% confidence that the measured concentration is distinguishable from method blank results. Definition and Procedure for the Determination of the Method Detection Limit, Revision 2, 40CFR, Part 136, Appendix B, EPA 821-R-16-006, December 2016. Values are based upon our default extraction volume/amount and are subject to change.

[2] RL is the lowest level that can be reliably determined within specified limits of precision and accuracy during routine laboratory operating conditions. (The RL cannot be lower than the lowest calibration standard used in the initial calibration of the instrument and must be greater than the MDL.) Values are based upon our default extraction volume/amount and are subject to change.

McCampbell Analytical, Inc.
"When Quality Counts"
1534 Willow Pass Road, Pittsburg, CA 94565-1701
Toll Free Telephone: (877) 252-9262 / Fax: (925) 252-9269
http://www.mccampbell.com / E-mail: main@mccampbell.com

# Glossary of Terms & Qualifier Definitions

**Client:** Enthalpy Analytical **WorkOrder:** 2512J13

**Project:** EO-549730

| | |
|---|---|
| SPK Val | Spike Value |
| SPKRef Val | Spike Reference Value |
| SPLP | Synthetic Precipitation Leachate Procedure |
| ST | Sorbent Tube |
| TCLP | Toxicity Characteristic Leachate Procedure |
| TEQ | Toxicity Equivalents |
| TNTC | "Too Numerous to Count;" greater than 250 colonies observed on the plate. |
| TPH-Diesel | Sample results for semi-volatile TPH (diesel, kerosene, oil, etc) were calculated using a background subtraction procedure to correct for instrument baseline rise (column bleed) as described in Sec 7.7.2.2 of EPA 8015 B, C. |
| TZA | TimeZone Net Adjustment for sample collected outside of MAI's Coordinated Universal Time (UTC). (Adjustment for Daylight Saving is not accounted.) |
| WET (STLC) | Waste Extraction Test (Soluble Threshold Limit Concentration) |

## Analytical Qualifiers

| | |
|---|---|
| a3 | Sample diluted due to high organic content interfering with quantitative/or qualitative analysis. |
| b1 | Aqueous sample that contains greater than ~1 vol. % sediment |

## Quality Control Qualifiers

| | |
|---|---|
| F5 | LCS/LCSD recovery is outside of acceptance limits; however, the data is acceptable based upon the TNI allowable marginal exceedances. |

McCampbell Analytical, Inc.
"When Quality Counts"

1534 Willow Pass Road, Pittsburg, CA 94565-1701
Toll Free Telephone: (877) 252-9262 / Fax: (925) 252-9269
http://www.mccampbell.com / E-mail: main@mccampbell.com

# Analytical Report

| | | | |
|---|---|---|---|
| **Client:** | Enthalpy Analytical | **WorkOrder:** | 2512J13 |
| **Date Received:** | 12/30/2025 9:43 | **Extraction Method:** | E8151A |
| **Date Prepared:** | 12/31/2025 | **Analytical Method:** | E8151A |
| **Project:** | EO-549730 | **Unit:** | µg/L |

## Chlorinated Herbicides by GC-ECD

| Client ID | Lab ID | Matrix | Date Collected | Instrument FileID | Batch ID |
|---|---|---|---|---|---|
| SOUTH BASIN-WESTERN INLET | 2512J13-001A | Water | 12/24/2025 07:25 | GC15A 01052619.D | 332928 |

| Analytes | Result | MDL | RL | DF | Date Analyzed |
|---|---|---|---|---|---|
| Acifluorfen | ND | 5.3 | 10 | 10 | 01/05/2026 20:51 |
| Bentazon | ND | 3.2 | 10 | 10 | 01/05/2026 20:51 |
| Chloramben | ND | 6.4 | 10 | 10 | 01/05/2026 20:51 |
| 2,4-D (Dichlorophenoxyacetic acid) | ND | 0.79 | 2.0 | 10 | 01/05/2026 20:51 |
| 2,4-DB | ND | 4.2 | 10 | 10 | 01/05/2026 20:51 |
| Dalapon | ND | 7.7 | 10 | 10 | 01/05/2026 20:51 |
| DCPA (mono & diacid) | ND | 5.0 | 10 | 10 | 01/05/2026 20:51 |
| Dicamba | ND | 0.74 | 2.0 | 10 | 01/05/2026 20:51 |
| 3,5-Dichlorobenzoic Acid | ND | 2.4 | 10 | 10 | 01/05/2026 20:51 |
| Dichloroprop | ND | 3.5 | 10 | 10 | 01/05/2026 20:51 |
| Dinoseb (DNBP) | ND | 3.0 | 10 | 10 | 01/05/2026 20:51 |
| MCPA | ND | 13 | 20 | 10 | 01/05/2026 20:51 |
| MCPP | ND | 12 | 20 | 10 | 01/05/2026 20:51 |
| 4-Nitrophenol | ND | 7.7 | 10 | 10 | 01/05/2026 20:51 |
| Pentachlorophenol (PCP) | ND | 0.55 | 2.0 | 10 | 01/05/2026 20:51 |
| Picloram | ND | 3.8 | 10 | 10 | 01/05/2026 20:51 |
| 2,4,5-T (Trichlorophenoxy acetic acid) | ND | 1.0 | 2.0 | 10 | 01/05/2026 20:51 |
| 2,4,5-TP (Silvex) | ND | 1.6 | 5.0 | 10 | 01/05/2026 20:51 |

| Surrogates | REC (%) | Limits | DF | |
|---|---|---|---|---|
| DCAA | 94 | 60-140 | 10 | 01/05/2026 20:51 |

Analyst(s): DP

Analytical Comments: a3,b1

*(Cont.)*

McCampbell Analytical, Inc.
"When Quality Counts"

1534 Willow Pass Road, Pittsburg, CA 94565-1701
Toll Free Telephone: (877) 252-9262 / Fax: (925) 252-9269
http://www.mccampbell.com / E-mail: main@mccampbell.com

# Analytical Report

| | | | |
|---|---|---|---|
| **Client:** | Enthalpy Analytical | **WorkOrder:** | 2512J13 |
| **Date Received:** | 12/30/2025 9:43 | **Extraction Method:** | E8151A |
| **Date Prepared:** | 12/31/2025 | **Analytical Method:** | E8151A |
| **Project:** | EO-549730 | **Unit:** | µg/L |

## Chlorinated Herbicides by GC-ECD

| Client ID | Lab ID | Matrix | Date Collected | Instrument FileID | Batch ID |
|---|---|---|---|---|---|
| SOUTH BASIN-EASTERN INLET | 2512J13-002A | Water | 12/24/2025 08:10 | GC15A 01052620.D | 332928 |

| Analytes | Result | MDL | RL | DF | Date Analyzed |
|---|---|---|---|---|---|
| Acifluorfen | ND | 5.3 | 10 | 10 | 01/05/2026 21:16 |
| Bentazon | ND | 3.2 | 10 | 10 | 01/05/2026 21:16 |
| Chloramben | ND | 6.4 | 10 | 10 | 01/05/2026 21:16 |
| 2,4-D (Dichlorophenoxyacetic acid) | ND | 0.79 | 2.0 | 10 | 01/05/2026 21:16 |
| 2,4-DB | ND | 4.2 | 10 | 10 | 01/05/2026 21:16 |
| Dalapon | ND | 7.7 | 10 | 10 | 01/05/2026 21:16 |
| DCPA (mono & diacid) | ND | 5.0 | 10 | 10 | 01/05/2026 21:16 |
| Dicamba | ND | 0.74 | 2.0 | 10 | 01/05/2026 21:16 |
| 3,5-Dichlorobenzoic Acid | ND | 2.4 | 10 | 10 | 01/05/2026 21:16 |
| Dichloroprop | ND | 3.5 | 10 | 10 | 01/05/2026 21:16 |
| Dinoseb (DNBP) | ND | 3.0 | 10 | 10 | 01/05/2026 21:16 |
| MCPA | ND | 13 | 20 | 10 | 01/05/2026 21:16 |
| MCPP | ND | 12 | 20 | 10 | 01/05/2026 21:16 |
| 4-Nitrophenol | ND | 7.7 | 10 | 10 | 01/05/2026 21:16 |
| Pentachlorophenol (PCP) | ND | 0.55 | 2.0 | 10 | 01/05/2026 21:16 |
| Picloram | ND | 3.8 | 10 | 10 | 01/05/2026 21:16 |
| 2,4,5-T (Trichlorophenoxy acetic acid) | ND | 1.0 | 2.0 | 10 | 01/05/2026 21:16 |
| 2,4,5-TP (Silvex) | ND | 1.6 | 5.0 | 10 | 01/05/2026 21:16 |

| Surrogates | REC (%) | Limits | DF | |
|---|---|---|---|---|
| DCAA | 99 | 60-140 | 10 | 01/05/2026 21:16 |

Analyst(s): DP

Analytical Comments: a3,b1

McCampbell Analytical, Inc.
"When Quality Counts"

1534 Willow Pass Road, Pittsburg, CA 94565-1701
Toll Free Telephone: (877) 252-9262 / Fax: (925) 252-9269
http://www.mccampbell.com / E-mail: main@mccampbell.com

# Analytical Report

| | | | |
|---|---|---|---|
| **Client:** | Enthalpy Analytical | **WorkOrder:** | 2512J13 |
| **Date Received:** | 12/30/2025 9:43 | **Extraction Method:** | RSK175 |
| **Date Prepared:** | 12/30/2025 | **Analytical Method:** | RSK175 |
| **Project:** | EO-549730 | **Unit:** | µg/L |

## Dissolved Carbon Dioxide by RSK 175

| Client ID | Lab ID | Matrix | Date Collected | Instrument FileID | Batch ID |
|---|---|---|---|---|---|
| SOUTH BASIN-WESTERN INLET | 2512J13-001B | Water | 12/24/2025 07:25 | GC26 1230250304.D | 332910 |

| Analytes | Result | MDL | RL | DF | Date Analyzed |
|---|---|---|---|---|---|
| Carbon Dioxide | **1400** | 50 | 50 | 1 | 12/30/2025 16:11 |

Analyst(s): CLO  Analytical Comments: b1

| Client ID | Lab ID | Matrix | Date Collected | Instrument FileID | Batch ID |
|---|---|---|---|---|---|
| SOUTH BASIN-EASTERN INLET | 2512J13-002B | Water | 12/24/2025 08:10 | GC26 1230250305.D | 332910 |

| Analytes | Result | MDL | RL | DF | Date Analyzed |
|---|---|---|---|---|---|
| Carbon Dioxide | **300** | 50 | 50 | 1 | 12/30/2025 16:24 |

Analyst(s): CLO  Analytical Comments: b1

McCampbell Analytical, Inc.
"When Quality Counts"

1534 Willow Pass Road, Pittsburg, CA 94565-1701
Toll Free Telephone: (877) 252-9262 / Fax: (925) 252-9269
http://www.mccampbell.com / E-mail: main@mccampbell.com

# Quality Control Report

| | | | |
|---|---|---|---|
| **Client:** | Enthalpy Analytical | **WorkOrder:** | 2512J13 |
| **Date Prepared:** | 12/31/2025 | **BatchID:** | 332928 |
| **Date Analyzed:** | 01/05/2026 | **Extraction Method:** | E8151A |
| **Instrument:** | GC15A | **Analytical Method:** | E8151A |
| **Matrix:** | Water | **Unit:** | µg/L |
| **Project:** | EO-549730 | **Sample ID:** | MB/LCS/LCSD-332928 |

## QC Summary Report for E8151A

| Analyte | MB Result | MDL | RL | SPK Val | MB IS/SS %REC | MB IS/SS Limits |
|---|---|---|---|---|---|---|
| Acifluorfen | ND | 0.53 | 1.0 | - | - | - |
| Bentazon | ND | 0.32 | 1.0 | - | - | - |
| Chloramben | ND | 0.64 | 1.0 | - | - | - |
| 2,4-D (Dichlorophenoxyacetic acid) | ND | 0.079 | 0.20 | - | - | - |
| 2,4-DB | ND | 0.42 | 1.0 | - | - | - |
| Dalapon | ND | 0.77 | 1.0 | - | - | - |
| DCPA (mono & diacid) | ND | 0.50 | 1.0 | - | - | - |
| Dicamba | ND | 0.074 | 0.20 | - | - | - |
| 3,5-Dichlorobenzoic Acid | ND | 0.24 | 1.0 | - | - | - |
| Dichloroprop | ND | 0.35 | 1.0 | - | - | - |
| Dinoseb (DNBP) | ND | 0.30 | 1.0 | - | - | - |
| MCPA | ND | 1.3 | 2.0 | - | - | - |
| MCPP | ND | 1.2 | 2.0 | - | - | - |
| 4-Nitrophenol | ND | 0.77 | 1.0 | - | - | - |
| Pentachlorophenol (PCP) | ND | 0.055 | 0.20 | - | - | - |
| Picloram | ND | 0.38 | 1.0 | - | - | - |
| 2,4,5-T (Trichlorophenoxy acetic acid) | ND | 0.10 | 0.20 | - | - | - |
| 2,4,5-TP (Silvex) | ND | 0.16 | 0.50 | - | - | - |
| **Surrogate Recovery** | | | | | | |
| DCAA | 9.7 | | | 10 | 97 | 70-130 |

*(Cont.)*

McCampbell Analytical, Inc.
"When Quality Counts"

1534 Willow Pass Road, Pittsburg, CA 94565-1701
Toll Free Telephone: (877) 252-9262 / Fax: (925) 252-9269
http://www.mccampbell.com / E-mail: main@mccampbell.com

# Quality Control Report

| | | | |
|---|---|---|---|
| **Client:** | Enthalpy Analytical | **WorkOrder:** | 2512J13 |
| **Date Prepared:** | 12/31/2025 | **BatchID:** | 332928 |
| **Date Analyzed:** | 01/05/2026 | **Extraction Method:** | E8151A |
| **Instrument:** | GC15A | **Analytical Method:** | E8151A |
| **Matrix:** | Water | **Unit:** | µg/L |
| **Project:** | EO-549730 | **Sample ID:** | MB/LCS/LCSD-332928 |

## QC Summary Report for E8151A

| Analyte | LCS Result | LCSD Result | SPK Val | LCS %REC | LCSD %REC | LCS/LCSD Limits | RPD | RPD Limit |
|---|---|---|---|---|---|---|---|---|
| Acifluorfen | 8.6 | 8.7 | 10 | 86 | 87 | 70-130 | 0.280 | 30 |
| Bentazon | 10 | 10 | 10 | 104 | 104 | 70-130 | 0.0107 | 30 |
| Chloramben | 11 | 11 | 10 | 112 | 112 | 70-130 | 0.0992 | 30 |
| 2,4-D (Dichlorophenoxyacetic acid) | 9.8 | 9.0 | 10 | 98 | 90 | 70-130 | 8.81 | 30 |
| 2,4-DB | 9.8 | 9.7 | 10 | 98 | 97 | 70-130 | 1.45 | 30 |
| Dalapon | 10 | 9.9 | 10 | 102 | 99 | 70-130 | 2.44 | 30 |
| DCPA (mono & diacid) | 9.0 | 8.8 | 10 | 90 | 88 | 70-130 | 2.09 | 30 |
| Dicamba | 9.5 | 9.2 | 10 | 95 | 92 | 70-130 | 3.71 | 30 |
| 3,5-Dichlorobenzoic Acid | 9.5 | 9.2 | 10 | 95 | 92 | 70-130 | 3.17 | 30 |
| Dichloroprop | 9.6 | 9.0 | 10 | 96 | 90 | 70-130 | 6.86 | 30 |
| Dinoseb (DNBP) | 9.9 | 9.8 | 10 | 99 | 98 | 70-130 | 0.973 | 30 |
| MCPA | 110 | 86 | 100 | 110 | 86 | 70-130 | 24.8 | 30 |
| MCPP | 110 | 94 | 100 | 112 | 94 | 70-130 | 17.4 | 30 |
| 4-Nitrophenol | 6.8 | 6.6 | 10 | 68,F5 | 66,F5 | 70-130 | 2.22 | 30 |
| Pentachlorophenol (PCP) | 9.7 | 9.4 | 10 | 97 | 94 | 70-130 | 2.97 | 30 |
| Picloram | 8.8 | 8.6 | 10 | 88 | 86 | 70-130 | 2.06 | 30 |
| 2,4,5-T (Trichlorophenoxy acetic acid) | 9.5 | 9.4 | 10 | 95 | 94 | 70-130 | 1.19 | 30 |
| 2,4,5-TP (Silvex) | 9.6 | 9.3 | 10 | 96 | 93 | 70-130 | 3.92 | 30 |
| **Surrogate Recovery** | | | | | | | | |
| DCAA | 10 | 9.9 | 10 | 103 | 99 | 70-130 | 3.75 | 30 |

McCampbell Analytical, Inc.
"When Quality Counts"

1534 Willow Pass Road, Pittsburg, CA 94565-1701
Toll Free Telephone: (877) 252-9262 / Fax: (925) 252-9269
http://www.mccampbell.com / E-mail: main@mccampbell.com

# Quality Control Report

| | | | |
|---|---|---|---|
| **Client:** | Enthalpy Analytical | **WorkOrder:** | 2512J13 |
| **Date Prepared:** | 12/30/2025 | **BatchID:** | 332910 |
| **Date Analyzed:** | 12/30/2025 | **Extraction Method:** | RSK175 |
| **Instrument:** | GC26 | **Analytical Method:** | RSK175 |
| **Matrix:** | Water | **Unit:** | µg/L |
| **Project:** | EO-549730 | **Sample ID:** | MB/LCS/LCSD-332910 |

## QC Summary Report for RSK175

| Analyte | MB Result | MDL | RL | | | |
|---|---|---|---|---|---|---|
| Carbon Dioxide | ND | 50 | 50 | - | - | - |

| Analyte | LCS Result | LCSD Result | SPK Val | LCS %REC | LCSD %REC | LCS/LCSD Limits | RPD | RPD Limit |
|---|---|---|---|---|---|---|---|---|
| Carbon Dioxide | 140 | 140 | 187.2 | 76 | 75 | 70-130 | 0.907 | 30 |

McCampbell Analytical, Inc.
"When Quality Counts"

1534 Willow Pass Road, Pittsburg, CA 94565-1701
Toll Free Telephone: (877) 252-9262 / Fax: (925) 252-9269
http://www.mccampbell.com / E-mail: main@mccampbell.com

# Certified Analyte List

**Client:** Enthalpy Analytical **WorkOrder:** 2512J13

**Project:** EO-549730

| Analyte | Cert 1 | Cert 2 | Cert 3 | Cert 4 | Cert 5 | Analytical Method | Matrix |
|---|---|---|---|---|---|---|---|
| 2,4,5-T (Trichlorophenoxy acetic acid) | ◉ | ◉ | ○ | ○ | ○ | E8151A | Water |
| 2,4,5-TP (Silvex) | ◉ | ◉ | ○ | ○ | ○ | E8151A | Water |
| 2,4-D (Dichlorophenoxyacetic acid) | ◉ | ◉ | ○ | ○ | ○ | E8151A | Water |
| 2,4-DB | ◉ | ◉ | ○ | ○ | ○ | E8151A | Water |
| 3,5-Dichlorobenzoic Acid | ○ | ◉ | ○ | ○ | ○ | E8151A | Water |
| 4-Nitrophenol | ◉ | ◉ | ○ | ○ | ○ | E8151A | Water |
| Acifluorfen | ○ | ◉ | ○ | ○ | ○ | E8151A | Water |
| Bentazon | ○ | ◉ | ○ | ○ | ○ | E8151A | Water |
| Chloramben | ○ | ◉ | ○ | ○ | ○ | E8151A | Water |
| Dalapon | ◉ | ◉ | ○ | ○ | ○ | E8151A | Water |
| DCPA (mono & diacid) | ○ | ◉ | ○ | ○ | ○ | E8151A | Water |
| Dicamba | ◉ | ◉ | ○ | ○ | ○ | E8151A | Water |
| Dichloroprop | ◉ | ◉ | ○ | ○ | ○ | E8151A | Water |
| Dinoseb (DNBP) | ◉ | ◉ | ○ | ○ | ○ | E8151A | Water |
| MCPA | ◉ | ◉ | ○ | ○ | ○ | E8151A | Water |
| MCPP | ◉ | ◉ | ○ | ○ | ○ | E8151A | Water |
| Pentachlorophenol (PCP) | ◉ | ◉ | ○ | ○ | ○ | E8151A | Water |
| Picloram | ○ | ◉ | ○ | ○ | ○ | E8151A | Water |

**Certifications**

| | |
|---|---|
| Cert 1 | CA ELAP 1644 |
| Cert 2 | ORELAP (NELAP) 4033 |

The Certified Analyte Report lists the compounds for which MAI is accredited at the time of issuance. Although MAI holds multiple accreditations, methods with extensive compound lists may not be fully accredited due to state agency availability.

McCampbell Analytical, Inc.
1534 Willow Pass Rd
Pittsburg, CA 94565-1701
(925) 252-9262

# CHAIN-OF-CUSTODY RECORD



**WorkOrder: 2512J13** **ClientCode: ENO** **QuoteID: 252619**

☐ WaterTrax ☐ CLIP ☐ EDF ☑ EQuIS ☑ Dry-Weight ☑ Email ☐ HardCopy ☐ ThirdParty ☑ J-flag
☑ Detection Summary ☑ **Excel** [A1_Standard _QC]

**Report to:**
David Tripp
Enthalpy Analytical
931 West Barkley Avenue
Orange, CA 92868
657-581-4710 FAX:

Email: david.tripp@enthalpy.com
cc/3rd Party: incomingreports@enthalpy.com;
PO: 079649
Project: EO-549730

**Bill to:**
Accounts Payable/Enthalpy SoCal
Montrose Environmental Group
PO Box 842165
Boston, MA 02284-2165
003EL_ap@montrose-env.com

**Requested TAT:** **1 day;**

*Date Received:* **12/30/2025**
*Date Logged:* **12/30/2025**

| Lab ID | ClientSampID | Matrix | Collection Date | Hold | Requested Tests (See legend below) | | | | | | | | | | | |
|---|---|---|---|---|---|---|---|---|---|---|---|---|---|---|---|---|
| | | | | | 1 | 2 | 3 | 4 | 5 | 6 | 7 | 8 | 9 | 10 | 11 | 12 |
| 2512J13-001 | SOUTH BASIN-WESTERN INLET | Water | 12/24/2025 07:25 | ☐ | A | A | B | | | | | | | | | |
| 2512J13-002 | SOUTH BASIN-EASTERN INLET | Water | 12/24/2025 08:10 | ☐ | A | A | B | | | | | | | | | |

**Test Legend:**

| | | | | | | | |
|---|---|---|---|---|---|---|---|
| 1 | 8151_W | 2 | PRDisposal Fee | 3 | RSK175_CO2_W | 4 | |
| 5 | | 6 | | 7 | | 8 | |
| 9 | | 10 | | 11 | | 12 | |

**Prepared by: Agustina Venegas**

**Comments:**

NOTE: Soil samples are discarded 60 days after receipt unless other arrangements are made (Water samples are 30 days).
Hazardous samples will be returned to client or disposed of at client expense.

McCampbell Analytical, Inc.
"When Quality Counts"

1534 Willow Pass Road, Pittsburg, CA 94565-1701
Toll Free Telephone: (877) 252-9262 / Fax: (925) 252-9269
http://www.mccampbell.com / E-mail: main@mccampbell.com

# WORK ORDER SUMMARY

**Client Name:** ENTHALPY ANALYTICAL
**Client Contact:** David Tripp
**Contact's Email:** david.tripp@enthalpy.com

**Project:** EO-549730
**Comments:**

**Work Order:** 2512J13
**QC Level:** LEVEL 2
**Date Logged:** 12/30/2025

☐ WaterTrax ☐ CLIP ☐ EDF ☑ Excel ☐ EQuIS ☑ Email ☐ HardCopy ☐ ThirdParty ☑ J-flag

| LabID | ClientSampID | Matrix | Test Name | Cont./ Comp. | Bottle & Preservative | U** | Head Space | Dry-Weight | Collection Date & Time | TAT | Test Due Date | Sediment Content | Hold | Sub Out |
|---|---|---|---|---|---|---|---|---|---|---|---|---|---|---|
| 001A | SOUTH BASIN-WESTERN INLET | Water | E8151A (Chlorinated Herbicides) | 1 | 1LA Narrow Mouth, Unpres | ☐ | ☐ | ☐ | 12/24/2025 7:25 | 1 day | 12/31/2025 | 1%+ | ☐ | ☐ |
| 001B | SOUTH BASIN-WESTERN INLET | Water | RSK175 (CO2) | 2 | VOA, Unpres | ☐ | ☐ | ☐ | 12/24/2025 7:25 | 1 day | 12/31/2025 | 1%+ | ☐ | ☐ |
| 002A | SOUTH BASIN-EASTERN INLET | Water | E8151A (Chlorinated Herbicides) | 1 | 1LA Narrow Mouth, Unpres | ☐ | ☐ | ☐ | 12/24/2025 8:10 | 1 day | 12/31/2025 | 1%+ | ☐ | ☐ |
| 002B | SOUTH BASIN-EASTERN INLET | Water | RSK175 (CO2) | 2 | VOA, Unpres | ☐ | ☐ | ☐ | 12/24/2025 8:10 | 1 day | 12/31/2025 | 1%+ | ☐ | ☐ |

**NOTES:** *** STLC and TCLP extractions require 2 days to complete; therefore, all TATs begin after the extraction is completed (i.e., One-day TAT yields results in 3 days from sample submission).**

**- ISM prep requires 5 to 10 days to complete; therefore, all TATs begin after the extraction is completed (i.e., One-day TAT yields results in 6 to 11 days from sample submission). Due date listed on WO summary will not accurately reflect the time needed for sample preparation.**

**- Organic extracts are held for 40 days before disposal; Inorganic extract are held for 30 days.**

**- MAI assumes that all material present in the provided sampling container is considered part of the sample - MAI does not exclude any material from the sample prior to sample preparation unless requested in writing by the client.**

**U** = An unpreserved container was received for a method that suggests a preservation in order to extend hold time for analysis.**

**Cont./Comp. = Containers /Composites**

**HOLD TIME RUSH**

2512J13

ENTHALPY ANALYTICAL

931 West Barkley Ave
Orange, CA 92868
(714) 771-6900

Subcontract Laboratory:
McCampbell Analytical, Inc.
1534 Willow Pass Rd.
Pittsburg, CA 94565
ATTN: Quote ID: 252619
PO #: PO-079649

Enthalpy Order: EO-549730
PM: David Tripp
Email: david.tripp@enthalpy.com
CC: incomingreports@enthalpy.com
Phone: 657-581-4710

Results Due: Standard TAT
Report Level: II
Report To: MDL
EDDs: Standard Excel EDD

Notes:

| | Sample ID | Collected | Lab ID | # Cont. | Matrix | Analysis Requested | Comment |
|---|---|---|---|---|---|---|---|
| +1 | SOUTH BASIN - WESTERN INLET | 24-DEC-2025 07:25 | 549730-001 | 1 | Water | EPA 8151A Chlorinated Herbicides | |
| | | | | 2 | Water | RSK-175 CO2 | |
| +1 | SOUTH BASIN - EASTERN INLET | 24-DEC-2025 08:10 | 549730-002 | 1 | Water | EPA 8151A Chlorinated Herbicides | |
| | | | | 2 | Water | RSK-175 CO2 | |

| Notes: | Relinquished By: | Received By: |
|---|---|---|
| | [signature] | [signature] |
| | Date: 12-29-25 14:49 | Date: 12/30/25 0943 |
| | | |
| | Date: | Date: |
| | | |
| | Date: | Date: |

0.2C WET IR41

1 of 1

FEDEX: 887494489839

McCampbell Analytical, Inc.
"When Quality Counts"

1534 Willow Pass Road, Pittsburg, CA 94565-1701
Toll Free Telephone: (877) 252-9262 / Fax: (925) 252-9269
http://www.mccampbell.com / E-mail: main@mccampbell.com

# Sample Receipt Checklist

| | | | |
|---|---|---|---|
| Client Name: | Enthalpy Analytical | Date and Time Received: | 12/30/2025 09:43 |
| Project: | EO-549730 | Date Logged: | 12/30/2025 |
| | | Received by: | Agustina Venegas |
| WorkOrder №: | 2512J13 Matrix: Water | Logged by: | Agustina Venegas |
| Carrier: | FedEx | | |

## Chain of Custody (COC) Information

| | | | | | | |
|---|---|---|---|---|---|---|
| Chain of custody present? | Yes | ☑ | No | ☐ | | |
| Chain of custody signed when relinquished and received? | Yes | ☑ | No | ☐ | | |
| Chain of custody agrees with sample labels? | Yes | ☑ | No | ☐ | | |
| Sample IDs noted by Client on COC? | Yes | ☑ | No | ☐ | | |
| Date and Time of collection noted by Client on COC? | Yes | ☑ | No | ☐ | | |
| Sampler's name noted on COC? | Yes | ☐ | No | ☑ | | |
| COC agrees with Quote? | Yes | ☑ | No | ☐ | NA | ☐ |
| COC quote NOT expired? | Yes | ☑ | No | ☐ | NA | ☐ |

## Sample Receipt Information

| | | | | | | |
|---|---|---|---|---|---|---|
| Custody seals intact on shipping container/cooler? | Yes | ☐ | No | ☐ | NA | ☑ |
| Custody seals intact on sample bottles? | Yes | ☐ | No | ☐ | NA | ☑ |
| Shipping container/cooler in good condition? | Yes | ☑ | No | ☐ | | |
| Samples in proper containers/bottles? | Yes | ☑ | No | ☐ | | |
| Sample containers intact? | Yes | ☑ | No | ☐ | | |
| Sufficient sample volume for indicated test? | Yes | ☑ | No | ☐ | | |

## Sample Preservation and Hold Time (HT) Information

| | | | | | | |
|---|---|---|---|---|---|---|
| All samples received within holding time? | Yes | ☑ | No | ☐ | NA | ☐ |
| Samples Received on Ice? | Yes | ☑ | No | ☐ | | |
| (Ice Type: WET ICE ) | | | | | | |
| Sample/Temp Blank temperature | Temp: 0.2°C | | | | NA | ☐ |
| ZHS conditional analyses: VOA meets zero headspace requirement (VOCs, TPHg/BTEX, RSK)? | Yes | ☑ | No | ☐ | NA | ☐ |
| Sample labels checked for correct preservation? | Yes | ☑ | No | ☐ | | |
| pH acceptable upon receipt (Metal: <2)? | Yes | ☐ | No | ☐ | NA | ☑ |

UCMR Samples:

| | | | | | | |
|---|---|---|---|---|---|---|
| pH tested and acceptable upon receipt (200.7: ≤2; 533: 6 - 8; 537.1: 6 - 8)? | Yes | ☐ | No | ☐ | NA | ☑ |
| Free Chlorine tested and acceptable upon receipt (<0.1mg/L) [not applicable to 200.7]? | Yes | ☐ | No | ☐ | NA | ☑ |

Comments:

**Laboratory Job Number 549730**

**Subcontracted Products**

**Enthalpy - El Dorado Hills**

January 20, 2026

**Enthalpy Analytical - El Dorado Hills**
**Work Order No. 2512238**

Mr. David Tripp
Enthalpy Analytical
931 W. Barkley Avenue
Orange, CA 92868

Dear Mr. Tripp,

Enclosed are the results for the sample set received at Enthalpy Analytical - EDH on December 30, 2025 under your Project Name 'EO-549730'.

Enthalpy Analytical - EDH is committed to serving you effectively. If you require additional information, please contact me at 916-673-1520 or by email at mark.rein@enthalpy.com.

Thank you for choosing Enthalpy Analytical - EDH as part of your analytical support team.

Sincerely,



Mark Rein
Project Manager

*Enthalpy Analytical -EDH certifies that the report herein meets all the requirements set forth by NELAP for those applicable test methods. Results relate only to the samples as received by the laboratory. This report should not be reproduced except in full without the written approval of Enthalpy Analytical -EDH .*

**Enthalpy Analytical - EDH Work Order No. 2512238**
**Case Narrative**

**Sample Condition on Receipt:**

Two water samples were received and stored securely in accordance with Enthalpy Analytical - EDH standard operating procedures and EPA methodology. The samples were received in good condition and within the method temperature requirements.

**Analytical Notes:**

**EPA Method 8290A**

The samples were extracted and analyzed for 2,3,7,8 TCDD by EPA Method 8290A using a ZB-DIOXIN GC column.

Holding Times

The method holding time criteria were met for these samples.

Quality Control

The Initial Calibration and Continuing Calibration Verifications met the method acceptance criteria.

A Method Blank and Ongoing Precision and Recovery (OPR) sample were extracted and analyzed with the preparation batch. No analytes were detected above the sample quantitation limits in the Method Blank. The OPR recoveries were within the method acceptance criteria.

Labeled standard recoveries for all QC and field samples were within method acceptance criteria.

TABLE OF CONTENTS


Case Narrative..... 1

Table of Contents..... 3

Sample Inventory..... 4

Analytical Results..... 5

Qualifiers..... 10

Certifications..... 11

Sample Receipt..... 12

# Sample Inventory Report

| Sample ID | Client Sample ID | Sampled | Received | Components/Containers |
|---|---|---|---|---|
| 2512238-01 | SOUTH BASIN - WESTERN INLET | 24-Dec-25 07:25 | 30-Dec-25 09:20 | Amber Glass NM Bottle, 1L |
| 2512238-02 | SOUTH BASIN - EASTERN INLET | 24-Dec-25 08:10 | 30-Dec-25 09:20 | Amber Glass NM Bottle, 1L |

## ANALYTICAL RESULTS

## Sample ID: Method Blank

**EPA Method 8290A**

**Client Data**

Name: Enthalpy Analytical
Project: EO-549730
Matrix: Aqueous

**Laboratory Data**

Lab Sample: B26A139-BLK1
QC Batch: B26A139
Sample Size: 0.500 L
Date Extracted: 16-Jan-26
Column: ZB-DIOXIN

| Analyte | Conc. (pg/L) | MDL | RL | Qualifiers | Analyzed | Dilution |
|---|---|---|---|---|---|---|
| 2,3,7,8-TCDD | ND | 3.56 | 10.0 | | 17-Jan-26 18:55 | 1 |

| Labeled Standards | Type | % Recovery | Limits | Qualifiers | Analyzed | Dilution |
|---|---|---|---|---|---|---|
| 13C-2,3,7,8-TCDD | IS | 82.8 | 40 - 135 | | 17-Jan-26 18:55 | 1 |
| 37Cl-2,3,7,8-TCDD | CRS | 89.2 | 40 - 135 | | 17-Jan-26 18:55 | 1 |

MDL - Method Detection Limit
RL - Reporting limit

Results reported to MDL.

**Sample ID: OPR** **EPA Method 8290A**

**Client Data**

Name: Enthalpy Analytical
Project: EO-549730
Matrix: Aqueous

**Laboratory Data**

Lab Sample: B26A139-BS1
QC Batch: B26A139 Date Extracted: 16-Jan-26 03:19
Sample Size: 0.500 L Column: ZB-DIOXIN

| Analyte | Amt Found (pg/L) | Spike Amt | % Recovery | Limits | Qualifiers | Analyzed | Dilution |
|---|---|---|---|---|---|---|---|
| 2,3,7,8-TCDD | 355 | 400 | 88.9 | 70-130 | | 17-Jan-26 15:57 | 1 |
| **Labeled Standards** | **Type** | | **% Recovery** | **Limits** | **Qualifiers** | **Analyzed** | **Dilution** |
| 13C-2,3,7,8-TCDD | IS | | 75.4 | 40-135 | | 17-Jan-26 15:57 | 1 |
| 37Cl-2,3,7,8-TCDD | CRS | | 79.1 | 40-135 | | 17-Jan-26 15:57 | 1 |

## Sample ID: SOUTH BASIN - WESTERN INLET

**EPA Method 8290A**

**Client Data**

| | |
|---|---|
| Name: | Enthalpy Analytical |
| Project: | EO-549730 |
| Matrix: | Water |
| Date Collected: | 24-Dec-25 07:25 |

**Laboratory Data**

| | | | |
|---|---|---|---|
| Lab Sample: | 2512238-01 | Date Received: | 30-Dec-25 09:20 |
| QC Batch: | B26A139 | Date Extracted: | 16-Jan-26 |
| Sample Size: | 0.500 L | Column: | ZB-DIOXIN |

| Analyte | Conc. (pg/L) | MDL | RL | Qualifiers | Analyzed | Dilution |
|---|---|---|---|---|---|---|
| 2,3,7,8-TCDD | ND | 3.56 | 9.99 | | 18-Jan-26 08:27 | 1 |

| Labeled Standards | Type | % Recovery | Limits | Qualifiers | Analyzed | Dilution |
|---|---|---|---|---|---|---|
| 13C-2,3,7,8-TCDD | IS | 72.5 | 40 - 135 | | 18-Jan-26 08:27 | 1 |
| 37Cl-2,3,7,8-TCDD | CRS | 87.9 | 40 - 135 | | 18-Jan-26 08:27 | 1 |

MDL - Method Detection Limit
RL - Reporting limit

Results reported to MDL.

## Sample ID: SOUTH BASIN - EASTERN INLET

**EPA Method 8290A**

**Client Data**

| | |
|---|---|
| Name: | Enthalpy Analytical |
| Project: | EO-549730 |
| Matrix: | Water |
| Date Collected: | 24-Dec-25 08:10 |

**Laboratory Data**

| | | | |
|---|---|---|---|
| Lab Sample: | 2512238-02 | Date Received: | 30-Dec-25 09:20 |
| QC Batch: | B26A139 | Date Extracted: | 16-Jan-26 |
| Sample Size: | 0.500 L | Column: | ZB-DIOXIN |

| Analyte | Conc. (pg/L) | MDL | RL | Qualifiers | Analyzed | Dilution |
|---|---|---|---|---|---|---|
| 2,3,7,8-TCDD | ND | 3.56 | 10.0 | | 18-Jan-26 09:12 | 1 |

| Labeled Standards | Type | % Recovery | Limits | Qualifiers | Analyzed | Dilution |
|---|---|---|---|---|---|---|
| 13C-2,3,7,8-TCDD | IS | 63.1 | 40 - 135 | | 18-Jan-26 09:12 | 1 |
| 37Cl-2,3,7,8-TCDD | CRS | 95.3 | 40 - 135 | | 18-Jan-26 09:12 | 1 |

MDL - Method Detection Limit
RL - Reporting limit

Results reported to MDL.

# DATA QUALIFIERS & ABBREVIATIONS

| | |
|---|---|
| B | Compound was also detected in the method blank |
| Conc. | Concentration |
| CRS | Cleanup Recovery Standard |
| D | Dilution |
| DL | Detection Limit |
| E | Concentration exceeded the calibration range |
| EDL | Estimated Detection Limit |
| EMPC | Estimated Maximum Possible Concentration |
| H | Recovery and/or RPD was outside laboratory acceptance limits |
| I | Chemical Interference |
| IS | Internal Standard |
| J | Estimated Concentration below the Reporting Limit/LOQ |
| LOD | Limit of Detection |
| LOQ | Limit of Quantitation |
| MDL | Method Detection Limit |
| NA | Not Applicable |
| ND | Not Detected |
| OPR | Ongoing Precision and Recovery sample |
| P | Concentration may include contribution from chlorinated diphenyl ether(s). |
| Q | Ion transition ratio is outside of the acceptance criteria. |
| RL | Reporting Limit (MRL) |
| TEQ | Toxic Equivalency, sum of the toxic equivalency factors (TEF) multiplied by the sample concentrations. |
| TEQMax | TEQ calculated using the detection limit as the concentration for non-detects |
| TEQMin | TEQ calculated using zero as the concentration for non-detects |
| TEQRisk | TEQ calculated using ½ the detection limit as the concentration for non-detects |
| U | Not Detected (specific projects only) |
| * | See Cover Letter |

Unless otherwise noted, solid sample results are reported in dry weight. Tissue samples are reported in wet weight.

**Enthalpy Analytical - EDH Certifications**

| Accrediting Authority | Certificate Number |
|---|---|
| Alaska Department of Environmental Conservation | 17-013 |
| Arkansas Department of Environmental Quality | 21-023-0 |
| California Department of Health – ELAP | 2892 |
| DoD ELAP - A2LA Accredited - ISO/IEC 17025 | 3091.01 |
| Florida Department of Health | E87777 |
| Hawaii Department of Health | N/A |
| Louisiana Department of Environmental Quality | 01977 |
| Maine Department of Health | 2020018 |
| Michigan Department of Environmental Quality | 9932 |
| Minnesota Department of Health | 2211390 |
| Nevada Division of Environmental Protection | CA00413 |
| New Hampshire Environmental Accreditation Program | 207721 |
| New Jersey Department of Environmental Protection | CA003 |
| New York Department of Health | 11411 |
| Ohio Environmental Protection Agency | 87778 |
| Oregon Laboratory Accreditation Program | 4042-021 |
| Texas Commission on Environmental Quality | T104704189-22-13 |
| Vermont Department of Health | VT-4042 |
| Virginia Department of General Services | 11276 |
| Washington Department of Ecology | C584 |
| Wisconsin Department of Natural Resources | 998036160 |

*Current certificates and lists of licensed parameters can be found at Enthalpy.com/Resources/Accreditations.*

ENTHALPY ANALYTICAL
931 West Barkley Ave
Orange, CA 92868
(714) 771-6900

Subcontract Laboratory:
Enthalpy - El Dorado Hills
1104 Windfield Way
El Dorado Hills, CA 95762
ATTN: Mark Rein
PO #: Required, to be sent via email

2512238

Enthalpy Order: EO-549730
PM: David Tripp
Email: david.tripp@enthalpy.com
CC: incomingreports@enthalpy.com
Phone: 657-581-4710

Results Due: Standard TAT
Report Level: II
Report To: MDL
EDDs: BLDR:Enthalpy (the normal EDD you send to Orange)

1.2°C

Notes:
Chiquita Canyon Stormwater

| Sample ID | Collected | Lab ID | # Cont. | Matrix | Analysis Requested | Comment |
|---|---|---|---|---|---|---|
| SOUTH BASIN - WESTERN INLET | 24-DEC-2025 07:25 | 549730-001 | 1 | Water | EPA 8290 - 2,3,7,8-TCDD Only | |
| SOUTH BASIN - EASTERN INLET | 24-DEC-2025 08:10 | 549730-002 | 1 | Water | EPA 8290 - 2,3,7,8-TCDD Only | |

| Notes: | Relinquished By: | Received By: |
|---|---|---|
| | [signature] | Karen Austa |
| | Date: 12-29-25 14:49 | Date: 12/30/25 09:20 |
| | | |
| | Date: | Date: |
| | | |
| | Date: | Date: |

# CoC/Label Reconciliation Report WO# 2512238

| LabNumber | CoC Sample ID | | SampleAlias | Sample Date/Time | | Container | BaseMatrix | Sample Comments |
|---|---|---|---|---|---|---|---|---|
| 2512238-01 | A SOUTH BASIN - WESTERN INLET | ☑ A | 549730-001 | 24-Dec-25 07:25 | ☑ | Amber Glass NM Bottle, 1L | Aqueous | |
| 2512238-02 | A SOUTH BASIN - EASTERN INLET | ☑ | 549730-002 | 24-Dec-25 08:10 | ☑ | Amber Glass NM Bottle, 1L | Aqueous | |

Checkmarks indicate that information on the COC reconciled with the sample label.
Any discrepancies are noted in the following columns.

| CONDITION | Yes | No | NA |
|---|---|---|---|
| Sample Container Intact? | ✓ | | |
| Sample Container(s) Custody Seals Intact? | | | ✓ |
| Custody Seals On Cooler Intact? | | | ✓ |
| Adequate Sample Volume? | ✓ | | |
| Container Type Appropriate for Analysis(es)? | ✓ | | |

Comments:
A) No back up volume

Preservation Documented: Na2S2O3 Trizma NH4CH3CO2 None Other

Verifed by/Date: KYA 12/30/25
XAO 12/30/25

Enthalpy Analytical
931 West Barkley Ave
Orange, CA 92868
(714) 771-6900

enthalpy.com

Lab Job Number : 549733
Report Level : II
Report Date : 01/20/2026

**Analytical Report** *prepared for:*

Dylan Smith
Waste Connections
Chiquita Canyon Landfill
29201 Henry Mayo Drive
Castaic, CA 91384

Project: CCLF STORMWATER - Chiquita Canyon Stormwater

*Authorized for release by:*



David Tripp, Project Manager
657-581-4710
david.tripp@enthalpy.com

This data package has been reviewed for technical correctness and completeness. Release of this data has been authorized by the Laboratory Manager or the Manager's designee, as verified by the above signature which applies to this PDF file as well as any associated electronic data deliverable files. The results contained in this report meet all requirements of NELAP and pertain only to those samples which were submitted for analysis. This report may be reproduced only in its entirety.

CA ELAP# 1338, CA ELAP #1338-S1, NELAP# 4038, SCAQMD LAP# 18LA0518, LACSD ID# 10105, ORELAP# 4197

ENTHALPY ANALYTICAL

# Sample Summary

| | | | |
|---|---|---|---|
| Dylan Smith<br>Waste Connections<br>Chiquita Canyon Landfill<br>29201 Henry Mayo Drive<br>Castaic, CA 91384 | | Lab Job #:<br>Project No:<br>Location:<br>Date Received: | 549733<br>CCLF STORMWATER<br>Chiquita Canyon Stormwater<br>12/24/25 |

| Sample ID | Lab ID | Collected | Matrix |
|---|---|---|---|
| SOUTH | 549733-001 | 12/24/25 09:10 | Water |

ENTHALPY ANALYTICAL

# Case Narrative

| | |
|---|---|
| Waste Connections<br>Chiquita Canyon Landfill<br>29201 Henry Mayo Drive<br>Castaic, CA 91384<br>Dylan Smith | Lab Job Number: 549733<br>Project No: CCLF STORMWATER<br>Location: Chiquita Canyon Stormwater<br>Date Received: 12/24/25 |

This data package contains sample and QC results for one water sample, requested for the above referenced project on 12/24/25. The sample was received in good condition.

**Volatile Organics by GC/MS (EPA 8260B):**

- Low recoveries were observed for a number of analytes in the MS/MSD for batch 391133; the parent sample was not a project sample, the BS/BSD were within limits, and the associated RPDs were within limits.
- SOUTH (lab # 549733-001) had pH greater than 2.
- No other analytical problems were encountered.

**Semivolatile Organics by GC/MS (EPA 8270C):**
No analytical problems were encountered.

**Semivolatile Organics by GC/MS (EPA 625.1):**
No analytical problems were encountered.

**Semivolatile Organics by GC/MS SIM (EPA 8270C-SIM):**
No analytical problems were encountered.

**Pesticides (EPA 8081A):**
No analytical problems were encountered.

**Total Organic Carbon by IR (SM 5310B):**
No analytical problems were encountered.

**PCBs (EPA 8082):**
No analytical problems were encountered.

**Metals (EPA 200.7, EPA 200.8, and EPA 245.1):**

- High recovery was observed for zinc in the MS for batch 391007; the parent sample was not a project sample, the LCS was within limits, and the associated RPD was within limits.
- No other analytical problems were encountered.

**Ion Chromatography (EPA 300.0):**
No analytical problems were encountered.

**Total Phosphorus as P (SM 4500-P-B5-E):**
No analytical problems were encountered.

**Conductivity (SM2510B):**
No analytical problems were encountered.

**Total Oil & Grease (HEM) (EPA 1664A):**

- Matrix spikes were not performed for this analysis due to insufficient sample volume.
- No analytical problems were encountered.

**Total Phenolics (EPA 420.1):**
No analytical problems were encountered.

**Alkalinity (SM2320B):**
No analytical problems were encountered.

**Sulfide (SM 4500-S2-D):**
No analytical problems were encountered.

**Total Dissolved Solids (TDS) (SM2540C):**

- High RPD was observed for total dissolved solids in the SDUP of SOUTH BASIN - WESTERN INLET (lab # 549730-001).
- No other analytical problems were encountered.

**Total Suspended Solids (TSS) (SM2540D):**

- High RPD was observed for total suspended solids in the SDUP for batch 391103; the parent sample was not a project sample.
- No other analytical problems were encountered.

**Chemical Oxygen Demand (SM5220D):**
No analytical problems were encountered.

**Biochemical Oxygen Demand (SM5210B):**
No analytical problems were encountered.

**Turbidity (SM2130B):**
No analytical problems were encountered.

**Cyanide - Semi-Automated Method (SM 4500-CN-E and SM 4500-CN-E):**

- High RPD was observed for cyanide in the MS/MSD for batch 391320; the parent sample was not a project sample, and this analyte was not detected at or above the RL in the associated sample.
- No other analytical problems were encountered.

**Coliform - 9221 Tests (SM 9221B and SM 9221F):**
No analytical problems were encountered.

**Ammonia and TKN- Semi-Automated Method (SM 4500-NH3-G):**
No analytical problems were encountered.

**Organophosphorus Pesticides (EPA 8141A):**
Pace Laboratories in Bakersfield, CA performed the analysis (see sublab report section for certifications). Please see the Pace Laboratories case narrative.

**8151A Chlorinated Herbicides (EPA 8151A):**
McCampbell Analytical, Inc. in Pittsburg, CA performed the analysis (NELAP certified). Please see the McCampbell Analytical, Inc. case narrative.

**RSK-175 CO2 (RSK-175):**
McCampbell Analytical, Inc. in Pittsburg, CA performed the analysis (see sublab report section for certifications). Please see the McCampbell Analytical, Inc. case narrative.

**Dioxins & Furans (EPA 8290):**
Enthalpy - El Dorado Hills in El Dorado Hills, CA performed the analysis (see sublab report section for certifications). Please see the Enthalpy - El Dorado Hills case narrative.

Login 549733

En

931 W. Barkley Avenue, Orange, CA 92868

Phone 714-771-6900

## Chain of Custody Record

Lab No: 549733

Page: 1 of 3

**Matrix:** A = Air S = Soil/Solid
W = Water DW = Drinking Wate SD = Sediment
PP = Pure Product SEA = Sea Water
SW = Swab T = Tissue WP = Wipe O = Other

## Turn Around Time (rush by advanced notice only)

| | | | | | |
|---|---|---|---|---|---|
| Standard: | X | 5 Day: | | 3 Day: | |
| 2 Day: | | 1 Day: | | Custom TAT: | |

**Preservatives:**
1 = $Na_2S_2O_3$ 2 = HCl 3 = $HNO_3$
4 = $H_2SO_4$ 5 = NaOH 6 = Other

**Sample Receipt Temp:**

(lab use only)

| CUSTOMER INFORMATION | | PROJECT INFORMATION | |
|---|---|---|---|
| Company: | Chiquita Canyon, LLC | Name: | SW - Inlets |
| Report To: | Kate Logan | Number: | |
| Email: | kate.logan@wasteconnections.com | P.O. #: | |
| Address: | 29201 Henry Mayo Drive | Address: | 29201 Henry Mayo Drive |
| | Castaic, CA 91384 | | Castaic, CA 91384 |
| Phone: | 682-559-3880 | Global ID: | |
| Fax: | | Sampled By: | CH, GA |

**Analysis Request**

| | Sample ID | Sampling Date | Sampling Time | Matrix | Container No. / Size | Pres. | 200.7/200.8 Metals (see comments) | 245.1 Mercury | 4500-CN-E Cyanide | 8081 Pesticides / 8082 PCBs | 8141 Organophosphorous Pesticides | 8151 Herbicides | 8260 VOCs | 8260 Acrolein/Acrylonitrile | 8270C | 8290 2,3,7,8-TCDD | Test Instructions / Comments |
|---|---|---|---|---|---|---|---|---|---|---|---|---|---|---|---|---|---|
| 1 | Outlet | 12/24/25 | 0910 | W | 31 | 6,2,4,1 | X | X | X | X | X | X | X | X | X | X | Temp: 15.0°C, pH 8.19 |
| 2 | | | | | | | | | | | | | | | | | |
| 3 | | | | | | | | | | | | | | | | | |
| 4 | | | | | | | | | | | | | | | | | |
| 5 | | | | | | | | | | | | | | | | | |
| 6 | | | | | | | | | | | | | | | | | |
| 7 | | | | | | | | | | | | | | | | | |
| 8 | | | | | | | | | | | | | | | | | |
| 9 | | | | | | | | | | | | | | | | | |
| 10 | | | | | | | | | | | | | | | | | |

**Test Instructions / Comments**

**200.8 - Ag, As, B, Ba, Be, Cd, Co, Cr, Cu, Ni, Mn, Pb, Sb, Se, Sn, Tl, V, Zn**
**200.7 - Fe, Ca, K, Mg, Na**

**Additional email recipients:**
**matt.breuer@wasteconnections.com**
**stormwater@wasteconnections.com**
**tmb@swteng.com**
**aav@swteng.com**

**Direct invoices to:**
**Maribel Bolanos**
**(661) 257-3665**

| | Signature | Print Name | Company / Title | Date / Time |
|---|---|---|---|---|
| 1 Relinquished By: | [signature] | G. Alvarenga | CTSL | 12/24/25 12:00 |
| 1 Received By: | [signature] | JXR | EA | 12/24/25 1200 |
| 2 Relinquished By: | | | | |
| 2 Received By: | | | | |
| 3 Relinquished By: | | | | |
| 3 Received By: | | | | |

# ENTHALPY ANALYTICAL

## Chain of Custody Record

Lab No: 549733

Page: 2 of 3

| Turn Around Time (rush by advanced notice only) | | | | | |
|---|---|---|---|---|---|
| Standard: | X | 5 Day: | | 3 Day: | |
| 2 Day: | | 1 Day: | | Custom TAT: | |


**Enthalpy Analytical - Orange**

931 W. Barkley Avenue, Orange, CA 92868

Phone 714-771-6900


**Matrix:** A = Air S = Soil/Solid W = Water DW = Drinking Wate SD = Sediment PP = Pure Product SEA = Sea Water SW = Swab T = Tissue WP = Wipe O = Other

**Preservatives:** 1 = $Na_2S_2O_3$ 2 = HCl 3 = $HNO_3$ 4 = $H_2SO_4$ 5 = NaOH 6 = Other

**Sample Receipt Temp:** (lab use only)

| CUSTOMER INFORMATION | | PROJECT INFORMATION | |
|---|---|---|---|
| Company: | Chiquita Canyon, LLC | Name: | SW - Inlets |
| Report To: | Kate Logan | Number: | |
| Email: | kate.logan@wasteconnections.com | P.O. #: | |
| Address: | 29201 Henry Mayo Drive | Address: | 29201 Henry Mayo Drive |
| | Castaic, CA 91384 | | Castaic, CA 91384 |
| Phone: | 682-559-3880 | Global ID: | |
| Fax: | | Sampled By: | CH, GA |

| | Sample ID | Sampling Date | Sampling Time | Matrix | Container No. / Size | Pres. | SM4500-S2-D Total Sulfide | 420.1 Total Phenolics | 1664A Oil and Grease | 9221B Tota Coliform | 9221F E. Coli | 300.0 Cl, Br, Fl, NO3, NO2, SO4 | 2540D TSS | 5310B TOC | 8270 SIM 1,4-Dioxane | SM2320B Alkalinity | Test Instructions / Comments |
|---|---|---|---|---|---|---|---|---|---|---|---|---|---|---|---|---|---|
| 1 | Outlet | 12/24/25 | 0910 | W | 31 | 6,2,4,1 | X | X | X | X | X | X | X | X | X | X | Temp: 15.0°C, pH 8.19 |
| 2 | | | | | | | | | | | | | | | | | |
| 3 | | | | | | | | | | | | | | | | | |
| 4 | | | | | | | | | | | | | | | | | |
| 5 | | | | | | | | | | | | | | | | | |
| 6 | | | | | | | | | | | | | | | | | |
| 7 | | | | | | | | | | | | | | | | | |
| 8 | | | | | | | | | | | | | | | | | |
| 9 | | | | | | | | | | | | | | | | | |
| 10 | | | | | | | | | | | | | | | | | |

**Analysis Request**

**Test Instructions / Comments**

**Additional email recipients:**
matt.breuer@wasteconnections.com
stormwater@wasteconnections.com
tmb@swteng.com
aav@swteng.com

**Direct invoices to:**
Maribel Bolanos
(661) 257-3665

| | Signature | Print Name | Company / Title | Date / Time |
|---|---|---|---|---|
| [1] Relinquished By: | | G. Alvarenga | CTBI | 12/24/25 12:00 |
| [1] Received By: | | JKR | EA | 12/24/25 1200 |
| [2] Relinquished By: | | | | |
| [2] Received By: | | | | |
| [3] Relinquished By: | | | | |
| [3] Received By: | | | | |

# ENTHALPY ANALYTICAL

## Chain of Custody Record

Lab No: 549733

Page: 3 of 3

**Turn Around Time (rush by advanced notice only)**

| Standard: | X | 5 Day: | | 3 Day: | |
|---|---|---|---|---|---|
| 2 Day: | | 1 Day: | | Custom TAT: | |


**Enthalpy Analytical - Orange**

931 W. Barkley Avenue, Orange, CA 92868

Phone 714-771-6900


**Matrix:** A = Air S = Soil/Solid W = Water DW = Drinking Wate SD = Sediment PP = Pure Product SEA = Sea Water SW = Swab T = Tissue WP = Wipe O = Other

**Preservatives:** 1 = $Na_2S_2O_3$ 2 = HCl 3 = $HNO_3$ 4 = $H_2SO_4$ 5 = NaOH 6 = Other

**Sample Receipt Temp:** (lab use only)

| CUSTOMER INFORMATION | | PROJECT INFORMATION | |
|---|---|---|---|
| Company: | Chiquita Canyon, LLC | Name: | SW - Inlets |
| Report To: | Kate Logan | Number: | |
| Email: | kate.logan@wasteconnections.com | P.O. #: | |
| Address: | 29201 Henry Mayo Drive | Address: | 29201 Henry Mayo Drive |
| | Castaic, CA 91384 | | Castaic, CA 91384 |
| Phone: | 682-559-3880 | Global ID: | |
| Fax: | | Sampled By: | CH, GA |

| | Sample ID | Sampling Date | Sampling Time | Matrix | Container No. / Size | Pres. | SM5220D Chemical Oxygen Demand | SM2510B Specific Conductance | RSK-175 Carbon Dioxide | 2540E TDS | SM2130B Turbidity | 350.1 Ammonia | 625.1 - See Comments | 625.1 Alpha-Terpineol | SM5210B BOD | | Test Instructions / Comments |
|---|---|---|---|---|---|---|---|---|---|---|---|---|---|---|---|---|---|
| 1 | Outlet | 12/24/25 | 0910 | W | 31 | 6,2,4,1 | X | X | X | X | X | X | X | X | X | X | Temp: 15.0°C, pH 8.19 |
| 2 | | | | | | | | | | | | | | | | | |
| 3 | | | | | | | | | | | | | | | | | |
| 4 | | | | | | | | | | | | | | | | | |
| 5 | | | | | | | | | | | | | | | | | |
| 6 | | | | | | | | | | | | | | | | | |
| 7 | | | | | | | | | | | | | | | | | |
| 8 | | | | | | | | | | | | | | | | | |
| 9 | | | | | | | | | | | | | | | | | |
| 10 | | | | | | | | | | | | | | | | | |

**Analysis Request**

**Test Instructions / Comments**

**625.1 - Benzoic Acid, Pyridine, Phenol, 2-methylphenol, 3,4-methylphenol, Cresol, Naphthalene, alpha-terpineol**

**Additional email recipients:**
**matt.breuer@wasteconnections.com**
**stormwater@wasteconnections.com**
**tmb@swteng.com**
**aav@swteng.com**

**Direct invoices to:**
**Maribel Bolanos**
**(661) 257-3665**

| | Signature | Print Name | Company / Title | Date / Time |
|---|---|---|---|---|
| [1] Relinquished By: | | Q. Alvarenga JXA | CTSH CA | 12/24/25 12:00 |
| [1] Received By: | | | | 12/24/25 1200 |
| [2] Relinquished By: | | | | |
| [2] Received By: | | | | |
| [3] Relinquished By: | | | | |
| [3] Received By: | | | | |

7 of 79

# SAMPLE RECEIPT CHECKLIST

**Section 1: General Info**

Date Received: 12/24/25 WO# 549730 Client: Chiquita Canyon

**Section 2: Shipping / Custody** **Are custody seals present?** ☐ Yes ☑ No

Custody seals intact on arrival? ☑ N/A ☐ Yes ☐ No ☐ On cooler / box ☐ On samples

☐ Courier ☑ Walk-In ☐ Field Sampling ☐ Shipping Info: _____

**Section 3a: Condition / Packaging** ☐ **Outside 0.0 - 6.0°C (0.0 - 10.0°C for microbiology) (PM notified)**

Date Opened 12/24/25 By (initials) JXR / AGK Type of ice used: ☐ Wet ☐ Blue/Gel ☐ None

☐ Samples received on ice directly from the field; cooling process had begun. (if checked, skip temperatures)

☐ Sample matrix doesn't require cooling (e.g. air, bulk PCB). (if checked, skip temperatures)

If no cooler: Observed/Adjusted Temp (°C): _____ / _____ Thermometer/IR Gun: _____ CF: _____

Cooler Temp (°C) #1: 1.0 / 1.2 #2: 0.8 / 1.0 #3: 3.1 / 3.3 #4: 2.8 / 3.0 #5: 1.7 / 1.9 #6: 2.9 / 3.1

**Section 3b: Microbiology Samples** ☐ **No microbiology samples submitted (skip 3b)**

☑ Within temp range 0.0 - 10.0°C or received on ice directly from field.

☑ Adequate headspace for microbiology analysis.

**Section 3c: Air Samples** ☑ **No air samples submitted (skip 3c)**

☐ 1.4L Canisters ☐ 6L Canisters ☐ Tedlar Bags ☐ MCE Cassettes ☐ Sorbent Tubes ☐ Other _____

| **Section 4: Containers / Labels / Samples** | YES | NO | N/A |
|---|---|---|---|
| 1) Were custody papers present, filled properly, and legible? | ✓ | | |
| 2) Is the sampler's name present on the CoC? | ✓ | | |
| 3) Were containers received in good condition (unbroken / unopened / uncompromised)? | ✓ | | |
| 4) Were the samples bagged? (required for microbiology samples; recommended for soil samples) | ✓ | | |
| 5) Were all of, and only, the correct samples received? | ✓ | | |
| 6) Are sample labels present, legible, and in agreement with the CoC? | ✓ | | |
| 7) Does the container count match the CoC? | ✓ | | |
| 8) Was sufficient sample volume / mass received for the analyses requested? | ✓ | | |
| 9) Were samples received in proper containers for the analyses requested? | ✓ | | |
| 10) Were samples received with > 1/2 holding time remaining? | | ✓ | |
| 11) Are samples properly preserved as indicated by CoC / labels? | ✓ | | |
| 12) Unpreserved VOAs received - If necessary, was the hold time changed in LIMS? | | | ✓ |
| 13) Are VOA vials free from headspace/bubbles > 6mm? | ✓ | | |

**Section 5: Explanations / Comments**

(If no comments are made, then no discrepancies noted.)

☐ **No additional discrepancies**

**Date Logged** 12/24/25 **By (print)** AGK **(sign)** _____

**Date Labeled** 12/24/25 **By (print)** AGK **(sign)** for AGK

Outlook

## [External] - Sample ID Correction - 12/24 Stormwater

**From** Matt Tuggle <mtuggle@cteh.com>
**Date** Wed 12/31/2025 8:35 AM
**To** David Tripp <david.tripp@enthalpy.com>
**Cc** chercyk@cteh.com <chercyk@cteh.com>

EXTERNAL EMAIL - This email was sent by a person from outside your organization. Exercise caution when clicking links, opening attachments or taking further action, before validating its authenticity.

Hi Dave,

The sample ID for the "Outlet" stormwater sample on 12/24 should be "South". Could you please change that on your end?

Thanks,
Matt

Matt Tuggle
CTEH, LLC
Mobile: 979-229-5300
mtuggle@cteh.com | www.cteh.com

CONFIDENTIALITY NOTICE: The contents of this email message and any attachments are intended solely for the addressee(s) and may contain confidential, proprietary and/or privileged information and may be legally protected from disclosure. If you are not the intended recipient of this message or their agent, or if this message has been addressed to you in error, please immediately alert the sender by reply email and then delete this message and any attachments and the reply from your system. If you are not the intended recipient, you are hereby notified that any disclosure, use, dissemination, copying, or storage of this message or its attachments is strictly prohibited.

ENTHALPY ANALYTICAL

# Analysis Results for 549733

Dylan Smith
Waste Connections
Chiquita Canyon Landfill
29201 Henry Mayo Drive
Castaic, CA 91384

Lab Job #: 549733
Project No: CCLF STORMWATER
Location: Chiquita Canyon Stormwater
Date Received: 12/24/25

**Sample ID: SOUTH** **Lab ID: 549733-001** **Collected: 12/24/25 09:10**
**Matrix: Water**

| 549733-001 Analyte | Result | Qual | Units | RL | MDL | DF | Batch | Prepared | Analyzed | Chemist |
|---|---|---|---|---|---|---|---|---|---|---|
| Method: EPA 1664A<br>Prep Method: METHOD | | | | | | | | | | |
| Total Oil and Grease | ND | | mg/L | 5.0 | 0.96 | 0.99 | 391287 | 12/30/25 | 12/31/25 | JAG |
| Method: EPA 200.7<br>Prep Method: EPA 3015A | | | | | | | | | | |
| Calcium | **120** | | mg/L | 0.10 | 0.0095 | 1 | 391061 | 12/26/25 | 12/26/25 | CAP |
| Iron | **34** | | mg/L | 0.050 | 0.017 | 1 | 391061 | 12/26/25 | 12/26/25 | CAP |
| Magnesium | **24** | | mg/L | 0.10 | 0.017 | 1 | 391061 | 12/26/25 | 12/26/25 | CAP |
| Potassium | **22** | | mg/L | 0.50 | 0.20 | 1 | 391061 | 12/26/25 | 12/26/25 | CAP |
| Sodium | **61** | | mg/L | 0.50 | 0.017 | 1 | 391061 | 12/26/25 | 12/26/25 | CAP |
| Method: EPA 200.8<br>Prep Method: EPA 3015A | | | | | | | | | | |
| Antimony | **1.6** | J | ug/L | 2.0 | 0.31 | 1 | 391007 | 12/24/25 | 12/24/25 | KAM |
| Arsenic | **14** | | ug/L | 2.0 | 0.21 | 1 | 391007 | 12/24/25 | 12/24/25 | KAM |
| Barium | **300** | | ug/L | 5.0 | 0.33 | 1 | 391007 | 12/24/25 | 12/24/25 | KAM |
| Beryllium | **1.2** | | ug/L | 1.0 | 0.062 | 1 | 391007 | 12/24/25 | 12/24/25 | KAM |
| Boron | **210** | | ug/L | 100 | 57 | 10 | 391007 | 12/24/25 | 12/26/25 | KAM |
| Cadmium | **0.56** | J | ug/L | 1.0 | 0.11 | 1 | 391007 | 12/24/25 | 12/24/25 | KAM |
| Chromium | **31** | | ug/L | 5.0 | 0.34 | 1 | 391007 | 12/24/25 | 12/24/25 | KAM |
| Cobalt | **14** | | ug/L | 1.0 | 0.068 | 1 | 391007 | 12/24/25 | 12/24/25 | KAM |
| Copper | **42** | | ug/L | 3.0 | 0.71 | 1 | 391007 | 12/24/25 | 12/24/25 | KAM |
| Lead | **26** | | ug/L | 5.0 | 0.16 | 1 | 391007 | 12/24/25 | 12/24/25 | KAM |
| Manganese | **490** | | ug/L | 10 | 1.7 | 1 | 391007 | 12/24/25 | 12/24/25 | KAM |
| Nickel | **28** | | ug/L | 5.0 | 1.3 | 1 | 391007 | 12/24/25 | 12/24/25 | KAM |
| Selenium | **1.9** | J | ug/L | 4.0 | 1.6 | 1 | 391007 | 12/24/25 | 12/24/25 | KAM |
| Silver | ND | | ug/L | 5.0 | 0.50 | 1 | 391007 | 12/24/25 | 12/24/25 | KAM |
| Thallium | ND | | ug/L | 1.0 | 0.42 | 1 | 391007 | 12/24/25 | 12/24/25 | KAM |
| Tin | **0.33** | J | ug/L | 5.0 | 0.33 | 1 | 391007 | 12/24/25 | 12/24/25 | KAM |
| Vanadium | **64** | | ug/L | 5.0 | 0.26 | 1 | 391007 | 12/24/25 | 12/24/25 | KAM |
| Zinc | **120** | | ug/L | 10 | 7.6 | 1 | 391007 | 12/24/25 | 12/24/25 | KAM |
| Method: EPA 245.1<br>Prep Method: EPA 245.1 | | | | | | | | | | |
| Mercury | **0.16** | J | ug/L | 0.40 | 0.032 | 1 | 391043 | 12/26/25 | 12/26/25 | MLL |
| Method: EPA 300.0<br>Prep Method: METHOD | | | | | | | | | | |
| Fluoride | **0.19** | J | mg/L | 0.20 | 0.072 | 1 | 391008 | 12/24/25 14:40 | 12/25/25 00:02 | KUM |
| Chloride | **40** | | mg/L | 1.0 | 0.27 | 1 | 391008 | 12/24/25 14:40 | 12/25/25 00:02 | KUM |
| Nitrogen, Nitrite | **0.13** | | mg/L | 0.10 | 0.02 | 1 | 391008 | 12/24/25 14:40 | 12/25/25 00:02 | KUM |



Results for any subcontracted analyses are not included in this section.

ENTHALPY ANALYTICAL

# Analysis Results for 549733

| 549733-001 Analyte | Result | Qual | Units | RL | MDL | DF | Batch | Prepared | Analyzed | Chemist |
|---|---|---|---|---|---|---|---|---|---|---|
| Bromide | **0.089** | J | mg/L | 0.30 | 0.060 | 1 | 391008 | 12/24/25 14:40 | 12/25/25 00:02 | KUM |
| Nitrogen, Nitrate | **1.9** | | mg/L | 0.10 | 0.05 | 1 | 391008 | 12/24/25 14:40 | 12/25/25 00:02 | KUM |
| Sulfate | **210** | | mg/L | 10 | 2.5 | 10 | 391008 | 12/24/25 14:40 | 12/25/25 00:22 | KUM |
| Method: EPA 350.1<br>Prep Method: METHOD | | | | | | | | | | |
| Ammonia-N | **0.30** | | mg/L | 0.10 | 0.068 | 1 | 391593 | 01/05/26 | 01/05/26 | JAK |
| Method: EPA 420.1<br>Prep Method: METHOD | | | | | | | | | | |
| Total Phenolics | **0.0080** | J | mg/L | 0.010 | 0.0065 | 1 | 391723 | 01/06/26 | 01/06/26 | LVL |
| Method: EPA 625.1<br>Prep Method: EPA 3510C | | | | | | | | | | |
| Pyridine | ND | | ug/L | 20 | 5.6 | 2 | 391341 | 12/30/25 | 12/31/25 | ZFA |
| Phenol | ND | | ug/L | 20 | 4.2 | 2 | 391341 | 12/30/25 | 12/31/25 | ZFA |
| 2-Methylphenol | ND | | ug/L | 20 | 6.5 | 2 | 391341 | 12/30/25 | 12/31/25 | ZFA |
| 3-,4-Methylphenol | ND | | ug/L | 20 | 6.0 | 2 | 391341 | 12/30/25 | 12/31/25 | ZFA |
| Benzoic acid | ND | | ug/L | 100 | 22 | 2 | 391341 | 12/30/25 | 12/31/25 | ZFA |
| Naphthalene | ND | | ug/L | 20 | 7.2 | 2 | 391341 | 12/30/25 | 12/31/25 | ZFA |
| Cresol | ND | | ug/L | 20 | | 2 | 391341 | 12/30/25 | 12/31/25 | ZFA |
| a-Terpineol | ND | | ug/L | 20 | 4.1 | 2 | 391341 | 12/30/25 | 01/04/26 | ZFA |
| Method: EPA 8081A<br>Prep Method: EPA 3510C | | | | | | | | | | |
| alpha-BHC | ND | | ug/L | 0.05 | 0.01 | 0.94 | 391164 | 12/28/25 | 01/02/26 | KMB |
| beta-BHC | ND | | ug/L | 0.05 | 0.009 | 0.94 | 391164 | 12/28/25 | 01/02/26 | KMB |
| gamma-BHC | ND | | ug/L | 0.05 | 0.008 | 0.94 | 391164 | 12/28/25 | 01/02/26 | KMB |
| delta-BHC | ND | | ug/L | 0.05 | 0.008 | 0.94 | 391164 | 12/28/25 | 01/02/26 | KMB |
| Heptachlor | ND | | ug/L | 0.05 | 0.02 | 0.94 | 391164 | 12/28/25 | 01/02/26 | KMB |
| Aldrin | ND | | ug/L | 0.05 | 0.02 | 0.94 | 391164 | 12/28/25 | 01/02/26 | KMB |
| Heptachlor epoxide | ND | | ug/L | 0.05 | 0.01 | 0.94 | 391164 | 12/28/25 | 01/02/26 | KMB |
| Endosulfan I | ND | | ug/L | 0.05 | 0.01 | 0.94 | 391164 | 12/28/25 | 01/02/26 | KMB |
| Dieldrin | ND | | ug/L | 0.09 | 0.01 | 0.94 | 391164 | 12/28/25 | 01/02/26 | KMB |
| 4,4'-DDE | ND | | ug/L | 0.09 | 0.02 | 0.94 | 391164 | 12/28/25 | 01/02/26 | KMB |
| Endrin | ND | | ug/L | 0.09 | 0.01 | 0.94 | 391164 | 12/28/25 | 01/02/26 | KMB |
| Endosulfan II | ND | | ug/L | 0.09 | 0.01 | 0.94 | 391164 | 12/28/25 | 01/02/26 | KMB |
| Endosulfan sulfate | ND | | ug/L | 0.09 | 0.01 | 0.94 | 391164 | 12/28/25 | 01/02/26 | KMB |
| 4,4'-DDD | ND | | ug/L | 0.09 | 0.02 | 0.94 | 391164 | 12/28/25 | 01/02/26 | KMB |
| Endrin aldehyde | ND | | ug/L | 0.09 | 0.02 | 0.94 | 391164 | 12/28/25 | 01/02/26 | KMB |
| Endrin ketone | ND | | ug/L | 0.09 | 0.02 | 0.94 | 391164 | 12/28/25 | 01/02/26 | KMB |
| 4,4'-DDT | ND | | ug/L | 0.09 | 0.03 | 0.94 | 391164 | 12/28/25 | 01/02/26 | KMB |
| Methoxychlor | ND | | ug/L | 0.09 | 0.02 | 0.94 | 391164 | 12/28/25 | 01/02/26 | KMB |
| Toxaphene | ND | | ug/L | 1.9 | 0.5 | 0.94 | 391164 | 12/28/25 | 01/02/26 | KMB |
| Chlordane (Technical) | ND | | ug/L | 0.9 | 0.2 | 0.94 | 391164 | 12/28/25 | 01/02/26 | KMB |
| **Surrogates** | | | | **Limits** | | | | | | |
| TCMX | 70% | | %REC | 29-120 | | 0.94 | 391164 | 12/28/25 | 01/02/26 | KMB |
| Decachlorobiphenyl | 76% | | %REC | 33-132 | | 0.94 | 391164 | 12/28/25 | 01/02/26 | KMB |
| Method: EPA 8082<br>Prep Method: EPA 3510C | | | | | | | | | | |
| Aroclor-1016 | ND | | ug/L | 0.47 | 0.28 | 0.94 | 391164 | 12/28/25 | 01/02/26 | KMB |
| Aroclor-1221 | ND | | ug/L | 0.47 | 0.33 | 0.94 | 391164 | 12/28/25 | 01/02/26 | KMB |
| Aroclor-1232 | ND | | ug/L | 0.47 | 0.30 | 0.94 | 391164 | 12/28/25 | 01/02/26 | KMB |



Results for any subcontracted analyses are not included in this section.

ENTHALPY ANALYTICAL

# Analysis Results for 549733

| 549733-001 Analyte | Result | Qual | Units | RL | MDL | DF | Batch | Prepared | Analyzed | Chemist |
|---|---|---|---|---|---|---|---|---|---|---|
| Aroclor-1242 | ND | | ug/L | 0.47 | 0.39 | 0.94 | 391164 | 12/28/25 | 01/02/26 | KMB |
| Aroclor-1248 | ND | | ug/L | 0.47 | 0.22 | 0.94 | 391164 | 12/28/25 | 01/02/26 | KMB |
| Aroclor-1254 | ND | | ug/L | 0.47 | 0.33 | 0.94 | 391164 | 12/28/25 | 01/02/26 | KMB |
| Aroclor-1260 | ND | | ug/L | 0.47 | 0.31 | 0.94 | 391164 | 12/28/25 | 01/02/26 | KMB |
| Aroclor-1262 | ND | | ug/L | 0.47 | 0.38 | 0.94 | 391164 | 12/28/25 | 01/02/26 | KMB |
| Aroclor-1268 | ND | | ug/L | 0.47 | 0.33 | 0.94 | 391164 | 12/28/25 | 01/02/26 | KMB |
| **Surrogates** | | | | **Limits** | | | | | | |
| Decachlorobiphenyl (PCB) | 67% | | %REC | 28-138 | | 0.94 | 391164 | 12/28/25 | 01/02/26 | KMB |
| Method: EPA 8260B<br>Prep Method: EPA 5030B | | | | | | | | | | |
| Carbon Disulfide | ND | | ug/L | 5.0 | 0.1 | 1 | 391133 | 12/27/25 | 12/27/25 | LYZ |
| Chloroprene | ND | | ug/L | 200 | 0.4 | 1 | 391133 | 12/27/25 | 12/27/25 | LYZ |
| 3-Chloropropene | ND | | ug/L | 5.0 | 0.3 | 1 | 391133 | 12/27/25 | 12/27/25 | LYZ |
| Ethyl methacrylate | ND | | ug/L | 50 | 2.1 | 1 | 391133 | 12/27/25 | 12/27/25 | LYZ |
| Ethanol | ND | | ug/L | 500 | 110 | 1 | 391133 | 12/27/25 | 12/27/25 | LYZ |
| 2-Hexanone | ND | | ug/L | 5.0 | 1.1 | 1 | 391133 | 12/27/25 | 12/27/25 | LYZ |
| Isopropanol (IPA) | ND | | ug/L | 200 | 52 | 1 | 391133 | 12/27/25 | 12/27/25 | LYZ |
| Methyl acrylonitrile | ND | | ug/L | 35 | 3.7 | 1 | 391133 | 12/27/25 | 12/27/25 | LYZ |
| Vinyl Acetate | ND | | ug/L | 50 | 15 | 1 | 391133 | 12/27/25 | 12/27/25 | LYZ |
| Acrolein | ND | | ug/L | 200 | 2.7 | 1 | 391133 | 12/27/25 | 12/27/25 | LYZ |
| Acrylonitrile | ND | | ug/L | 10 | 0.7 | 1 | 391133 | 12/27/25 | 12/27/25 | LYZ |
| Freon 12 | ND | | ug/L | 5.0 | 0.08 | 1 | 391133 | 12/27/25 | 12/27/25 | LYZ |
| Chloromethane | ND | | ug/L | 5.0 | 0.09 | 1 | 391133 | 12/27/25 | 12/27/25 | LYZ |
| Vinyl Chloride | ND | | ug/L | 5.0 | 0.06 | 1 | 391133 | 12/27/25 | 12/27/25 | LYZ |
| Bromomethane | ND | | ug/L | 5.0 | 0.1 | 1 | 391133 | 12/27/25 | 12/27/25 | LYZ |
| Chloroethane | ND | | ug/L | 5.0 | 0.1 | 1 | 391133 | 12/27/25 | 12/27/25 | LYZ |
| Trichlorofluoromethane | ND | | ug/L | 5.0 | 0.05 | 1 | 391133 | 12/27/25 | 12/27/25 | LYZ |
| Iodomethane | ND | | ug/L | 5.0 | | 1 | 391133 | 12/27/25 | 12/27/25 | LYZ |
| Acetone | ND | | ug/L | 100 | 5.0 | 1 | 391133 | 12/27/25 | 12/27/25 | LYZ |
| Freon 113 | ND | | ug/L | 5.0 | 0.1 | 1 | 391133 | 12/27/25 | 12/27/25 | LYZ |
| 1,1-Dichloroethene | ND | | ug/L | 5.0 | 0.09 | 1 | 391133 | 12/27/25 | 12/27/25 | LYZ |
| Methylene Chloride | ND | | ug/L | 10 | 0.2 | 1 | 391133 | 12/27/25 | 12/27/25 | LYZ |
| MTBE | ND | | ug/L | 5.0 | 0.08 | 1 | 391133 | 12/27/25 | 12/27/25 | LYZ |
| trans-1,2-Dichloroethene | ND | | ug/L | 5.0 | 0.1 | 1 | 391133 | 12/27/25 | 12/27/25 | LYZ |
| 1,1-Dichloroethane | ND | | ug/L | 5.0 | 0.06 | 1 | 391133 | 12/27/25 | 12/27/25 | LYZ |
| 2-Butanone | ND | | ug/L | 10 | 1.5 | 1 | 391133 | 12/27/25 | 12/27/25 | LYZ |
| cis-1,2-Dichloroethene | ND | | ug/L | 5.0 | 0.06 | 1 | 391133 | 12/27/25 | 12/27/25 | LYZ |
| 2,2-Dichloropropane | ND | | ug/L | 5.0 | 0.1 | 1 | 391133 | 12/27/25 | 12/27/25 | LYZ |
| Chloroform | ND | | ug/L | 5.0 | 0.08 | 1 | 391133 | 12/27/25 | 12/27/25 | LYZ |
| Bromochloromethane | ND | | ug/L | 5.0 | 0.2 | 1 | 391133 | 12/27/25 | 12/27/25 | LYZ |
| 1,1,1-Trichloroethane | ND | | ug/L | 5.0 | 0.07 | 1 | 391133 | 12/27/25 | 12/27/25 | LYZ |
| 1,1-Dichloropropene | ND | | ug/L | 5.0 | 0.07 | 1 | 391133 | 12/27/25 | 12/27/25 | LYZ |
| Carbon Tetrachloride | ND | | ug/L | 5.0 | 0.07 | 1 | 391133 | 12/27/25 | 12/27/25 | LYZ |
| 1,2-Dichloroethane | ND | | ug/L | 5.0 | 0.1 | 1 | 391133 | 12/27/25 | 12/27/25 | LYZ |
| Benzene | ND | | ug/L | 1.0 | 0.03 | 1 | 391133 | 12/27/25 | 12/27/25 | LYZ |
| Trichloroethene | ND | | ug/L | 5.0 | 0.05 | 1 | 391133 | 12/27/25 | 12/27/25 | LYZ |
| 1,2-Dichloropropane | ND | | ug/L | 5.0 | 0.1 | 1 | 391133 | 12/27/25 | 12/27/25 | LYZ |
| Bromodichloromethane | ND | | ug/L | 5.0 | 0.09 | 1 | 391133 | 12/27/25 | 12/27/25 | LYZ |
| Dibromomethane | ND | | ug/L | 5.0 | 0.1 | 1 | 391133 | 12/27/25 | 12/27/25 | LYZ |
| 4-Methyl-2-Pentanone | ND | | ug/L | 5.0 | 1.0 | 1 | 391133 | 12/27/25 | 12/27/25 | LYZ |
| cis-1,3-Dichloropropene | ND | | ug/L | 5.0 | 0.06 | 1 | 391133 | 12/27/25 | 12/27/25 | LYZ |
| Toluene | ND | | ug/L | 5.0 | 0.06 | 1 | 391133 | 12/27/25 | 12/27/25 | LYZ |



Results for any subcontracted analyses are not included in this section.

ENTHALPY ANALYTICAL

# Analysis Results for 549733

| 549733-001 Analyte | Result | Qual | Units | RL | MDL | DF | Batch | Prepared | Analyzed | Chemist |
|---|---|---|---|---|---|---|---|---|---|---|
| trans-1,3-Dichloropropene | ND | | ug/L | 5.0 | 0.08 | 1 | 391133 | 12/27/25 | 12/27/25 | LYZ |
| 1,1,2-Trichloroethane | ND | | ug/L | 5.0 | 0.2 | 1 | 391133 | 12/27/25 | 12/27/25 | LYZ |
| 1,3-Dichloropropane | ND | | ug/L | 5.0 | 0.1 | 1 | 391133 | 12/27/25 | 12/27/25 | LYZ |
| Tetrachloroethene | ND | | ug/L | 5.0 | 0.1 | 1 | 391133 | 12/27/25 | 12/27/25 | LYZ |
| Dibromochloromethane | ND | | ug/L | 5.0 | 0.09 | 1 | 391133 | 12/27/25 | 12/27/25 | LYZ |
| 1,2-Dibromoethane | ND | | ug/L | 5.0 | 0.1 | 1 | 391133 | 12/27/25 | 12/27/25 | LYZ |
| Chlorobenzene | ND | | ug/L | 5.0 | 0.09 | 1 | 391133 | 12/27/25 | 12/27/25 | LYZ |
| 1,1,1,2-Tetrachloroethane | ND | | ug/L | 5.0 | 0.1 | 1 | 391133 | 12/27/25 | 12/27/25 | LYZ |
| Ethylbenzene | ND | | ug/L | 5.0 | 0.09 | 1 | 391133 | 12/27/25 | 12/27/25 | LYZ |
| m,p-Xylenes | ND | | ug/L | 5.0 | 0.1 | 1 | 391133 | 12/27/25 | 12/27/25 | LYZ |
| o-Xylene | ND | | ug/L | 5.0 | 0.06 | 1 | 391133 | 12/27/25 | 12/27/25 | LYZ |
| Styrene | ND | | ug/L | 5.0 | 0.09 | 1 | 391133 | 12/27/25 | 12/27/25 | LYZ |
| Bromoform | ND | | ug/L | 5.0 | 0.07 | 1 | 391133 | 12/27/25 | 12/27/25 | LYZ |
| Isopropylbenzene | ND | | ug/L | 5.0 | 0.05 | 1 | 391133 | 12/27/25 | 12/27/25 | LYZ |
| 1,1,2,2-Tetrachloroethane | ND | | ug/L | 5.0 | 0.07 | 1 | 391133 | 12/27/25 | 12/27/25 | LYZ |
| 1,2,3-Trichloropropane | ND | | ug/L | 5.0 | 0.1 | 1 | 391133 | 12/27/25 | 12/27/25 | LYZ |
| Propylbenzene | ND | | ug/L | 5.0 | 0.07 | 1 | 391133 | 12/27/25 | 12/27/25 | LYZ |
| Bromobenzene | ND | | ug/L | 5.0 | 0.03 | 1 | 391133 | 12/27/25 | 12/27/25 | LYZ |
| 1,3,5-Trimethylbenzene | ND | | ug/L | 5.0 | 0.06 | 1 | 391133 | 12/27/25 | 12/27/25 | LYZ |
| 2-Chlorotoluene | ND | | ug/L | 5.0 | 0.05 | 1 | 391133 | 12/27/25 | 12/27/25 | LYZ |
| 4-Chlorotoluene | ND | | ug/L | 5.0 | 0.06 | 1 | 391133 | 12/27/25 | 12/27/25 | LYZ |
| tert-Butylbenzene | ND | | ug/L | 5.0 | 0.03 | 1 | 391133 | 12/27/25 | 12/27/25 | LYZ |
| 1,2,4-Trimethylbenzene | ND | | ug/L | 5.0 | 0.03 | 1 | 391133 | 12/27/25 | 12/27/25 | LYZ |
| sec-Butylbenzene | ND | | ug/L | 5.0 | 0.06 | 1 | 391133 | 12/27/25 | 12/27/25 | LYZ |
| para-Isopropyl Toluene | ND | | ug/L | 5.0 | 0.07 | 1 | 391133 | 12/27/25 | 12/27/25 | LYZ |
| 1,3-Dichlorobenzene | ND | | ug/L | 5.0 | 0.06 | 1 | 391133 | 12/27/25 | 12/27/25 | LYZ |
| 1,4-Dichlorobenzene | ND | | ug/L | 5.0 | 0.09 | 1 | 391133 | 12/27/25 | 12/27/25 | LYZ |
| n-Butylbenzene | ND | | ug/L | 5.0 | 0.06 | 1 | 391133 | 12/27/25 | 12/27/25 | LYZ |
| 1,2-Dichlorobenzene | ND | | ug/L | 5.0 | 0.09 | 1 | 391133 | 12/27/25 | 12/27/25 | LYZ |
| 1,2-Dibromo-3-Chloropropane | ND | | ug/L | 5.0 | 0.5 | 1 | 391133 | 12/27/25 | 12/27/25 | LYZ |
| 1,2,4-Trichlorobenzene | ND | | ug/L | 5.0 | 0.07 | 1 | 391133 | 12/27/25 | 12/27/25 | LYZ |
| Hexachlorobutadiene | ND | | ug/L | 5.0 | 0.2 | 1 | 391133 | 12/27/25 | 12/27/25 | LYZ |
| 1,2,3-Trichlorobenzene | ND | | ug/L | 5.0 | 0.08 | 1 | 391133 | 12/27/25 | 12/27/25 | LYZ |
| cis-1,4-Dichloro-2-butene | ND | | ug/L | 5.0 | 0.4 | 1 | 391133 | 12/27/25 | 12/27/25 | LYZ |
| trans-1,4-Dichloro-2-butene | ND | | ug/L | 5.0 | 0.4 | 1 | 391133 | 12/27/25 | 12/27/25 | LYZ |
| Xylene (total) | ND | | ug/L | 5.0 | | 1 | 391133 | 12/27/25 | 12/27/25 | LYZ |
| **Surrogates** | | | | **Limits** | | | | | | |
| Dibromofluoromethane | 96% | | %REC | 70-130 | | 1 | 391133 | 12/27/25 | 12/27/25 | LYZ |
| 1,2-Dichloroethane-d4 | 99% | | %REC | 70-130 | | 1 | 391133 | 12/27/25 | 12/27/25 | LYZ |
| Toluene-d8 | 100% | | %REC | 70-130 | | 1 | 391133 | 12/27/25 | 12/27/25 | LYZ |
| Bromofluorobenzene | 98% | | %REC | 70-130 | | 1 | 391133 | 12/27/25 | 12/27/25 | LYZ |
| Method: EPA 8270C-SIM<br>Prep Method: EPA 3535 | | | | | | | | | | |
| 1,4-Dioxane | ND | | ug/L | 1.0 | 0.87 | 1 | 391062 | 12/26/25 | 12/29/25 | MSS |
| **Surrogates** | | | | **Limits** | | | | | | |
| 1,4-Dioxane-d8 (SUR) | 96% | | %REC | 80-120 | | 1 | 391062 | 12/26/25 | 12/29/25 | MSS |
| Method: EPA 8270C<br>Prep Method: EPA 3510C | | | | | | | | | | |
| Carbazole | ND | | ug/L | 20 | 5.5 | 2 | 391341 | 12/30/25 | 12/31/25 | ZFA |
| N-Nitrosodimethylamine | ND | | ug/L | 20 | 5.8 | 2 | 391341 | 12/30/25 | 12/31/25 | ZFA |



Results for any subcontracted analyses are not included in this section.

ENTHALPY ANALYTICAL

# Analysis Results for 549733

| 549733-001 Analyte | Result | Qual | Units | RL | MDL | DF | Batch | Prepared | Analyzed | Chemist |
|---|---|---|---|---|---|---|---|---|---|---|
| Aniline | ND | | ug/L | 20 | 5.7 | 2 | 391341 | 12/30/25 | 12/31/25 | ZFA |
| bis(2-Chloroethyl)ether | ND | | ug/L | 50 | 7.4 | 2 | 391341 | 12/30/25 | 12/31/25 | ZFA |
| 2-Chlorophenol | ND | | ug/L | 20 | 7.2 | 2 | 391341 | 12/30/25 | 12/31/25 | ZFA |
| 1,3-Dichlorobenzene | ND | | ug/L | 20 | 6.5 | 2 | 391341 | 12/30/25 | 12/31/25 | ZFA |
| 1,4-Dichlorobenzene | ND | | ug/L | 20 | 6.8 | 2 | 391341 | 12/30/25 | 12/31/25 | ZFA |
| Benzyl alcohol | ND | | ug/L | 50 | 12 | 2 | 391341 | 12/30/25 | 12/31/25 | ZFA |
| 1,2-Dichlorobenzene | ND | | ug/L | 20 | 6.7 | 2 | 391341 | 12/30/25 | 12/31/25 | ZFA |
| bis(2-Chloroisopropyl) ether | ND | | ug/L | 20 | 7.7 | 2 | 391341 | 12/30/25 | 12/31/25 | ZFA |
| N-Nitroso-di-n-propylamine | ND | | ug/L | 20 | 7.7 | 2 | 391341 | 12/30/25 | 12/31/25 | ZFA |
| Hexachloroethane | ND | | ug/L | 20 | 6.0 | 2 | 391341 | 12/30/25 | 12/31/25 | ZFA |
| Nitrobenzene | ND | | ug/L | 50 | 17 | 2 | 391341 | 12/30/25 | 12/31/25 | ZFA |
| Isophorone | ND | | ug/L | 20 | 7.4 | 2 | 391341 | 12/30/25 | 12/31/25 | ZFA |
| 2-Nitrophenol | ND | | ug/L | 20 | 11 | 2 | 391341 | 12/30/25 | 12/31/25 | ZFA |
| 2,4-Dimethylphenol | ND | | ug/L | 20 | 6.5 | 2 | 391341 | 12/30/25 | 12/31/25 | ZFA |
| bis(2-Chloroethoxy)methane | ND | | ug/L | 20 | 7.3 | 2 | 391341 | 12/30/25 | 12/31/25 | ZFA |
| 2,4-Dichlorophenol | ND | | ug/L | 20 | 7.4 | 2 | 391341 | 12/30/25 | 12/31/25 | ZFA |
| 1,2,4-Trichlorobenzene | ND | | ug/L | 20 | 6.9 | 2 | 391341 | 12/30/25 | 12/31/25 | ZFA |
| 4-Chloroaniline | ND | | ug/L | 20 | 6.2 | 2 | 391341 | 12/30/25 | 12/31/25 | ZFA |
| Hexachlorobutadiene | ND | | ug/L | 20 | 4.4 | 2 | 391341 | 12/30/25 | 12/31/25 | ZFA |
| 4-Chloro-3-methylphenol | ND | | ug/L | 20 | 7.2 | 2 | 391341 | 12/30/25 | 12/31/25 | ZFA |
| 2-Methylnaphthalene | ND | | ug/L | 20 | 6.7 | 2 | 391341 | 12/30/25 | 12/31/25 | ZFA |
| Hexachlorocyclopentadiene | ND | | ug/L | 50 | 16 | 2 | 391341 | 12/30/25 | 12/31/25 | ZFA |
| 2,4,6-Trichlorophenol | ND | | ug/L | 20 | 8.1 | 2 | 391341 | 12/30/25 | 12/31/25 | ZFA |
| 2,4,5-Trichlorophenol | ND | | ug/L | 20 | 7.4 | 2 | 391341 | 12/30/25 | 12/31/25 | ZFA |
| 2-Chloronaphthalene | ND | | ug/L | 20 | 6.8 | 2 | 391341 | 12/30/25 | 12/31/25 | ZFA |
| 2-Nitroaniline | ND | | ug/L | 100 | 8.7 | 2 | 391341 | 12/30/25 | 12/31/25 | ZFA |
| Dimethylphthalate | ND | | ug/L | 20 | 6.9 | 2 | 391341 | 12/30/25 | 12/31/25 | ZFA |
| Acenaphthylene | ND | | ug/L | 20 | 7.7 | 2 | 391341 | 12/30/25 | 12/31/25 | ZFA |
| 2,6-Dinitrotoluene | ND | | ug/L | 20 | 8.9 | 2 | 391341 | 12/30/25 | 12/31/25 | ZFA |
| 3-Nitroaniline | ND | | ug/L | 20 | 8.0 | 2 | 391341 | 12/30/25 | 12/31/25 | ZFA |
| Acenaphthene | ND | | ug/L | 20 | 6.5 | 2 | 391341 | 12/30/25 | 12/31/25 | ZFA |
| 2,4-Dinitrophenol | ND | | ug/L | 100 | 30 | 2 | 391341 | 12/30/25 | 12/31/25 | ZFA |
| 4-Nitrophenol | ND | | ug/L | 20 | 17 | 2 | 391341 | 12/30/25 | 12/31/25 | ZFA |
| Dibenzofuran | ND | | ug/L | 20 | 6.4 | 2 | 391341 | 12/30/25 | 12/31/25 | ZFA |
| 2,4-Dinitrotoluene | ND | | ug/L | 20 | 8.5 | 2 | 391341 | 12/30/25 | 12/31/25 | ZFA |
| Diethylphthalate | ND | | ug/L | 20 | 5.8 | 2 | 391341 | 12/30/25 | 12/31/25 | ZFA |
| Fluorene | ND | | ug/L | 20 | 6.2 | 2 | 391341 | 12/30/25 | 12/31/25 | ZFA |
| 4-Chlorophenyl-phenylether | ND | | ug/L | 20 | 6.1 | 2 | 391341 | 12/30/25 | 12/31/25 | ZFA |
| 4-Nitroaniline | ND | | ug/L | 20 | 6.7 | 2 | 391341 | 12/30/25 | 12/31/25 | ZFA |
| 4,6-Dinitro-2-methylphenol | ND | | ug/L | 100 | 34 | 2 | 391341 | 12/30/25 | 12/31/25 | ZFA |
| N-Nitrosodiphenylamine | ND | | ug/L | 20 | 7.9 | 2 | 391341 | 12/30/25 | 12/31/25 | ZFA |
| 1,2-diphenylhydrazine (as azobenzene) | ND | | ug/L | 20 | 5.8 | 2 | 391341 | 12/30/25 | 12/31/25 | ZFA |
| 4-Bromophenyl-phenylether | ND | | ug/L | 20 | 6.6 | 2 | 391341 | 12/30/25 | 12/31/25 | ZFA |
| Hexachlorobenzene | ND | | ug/L | 20 | 6.1 | 2 | 391341 | 12/30/25 | 12/31/25 | ZFA |
| Pentachlorophenol | ND | | ug/L | 50 | 11 | 2 | 391341 | 12/30/25 | 12/31/25 | ZFA |
| Phenanthrene | ND | | ug/L | 20 | 5.8 | 2 | 391341 | 12/30/25 | 12/31/25 | ZFA |
| Anthracene | ND | | ug/L | 20 | 5.6 | 2 | 391341 | 12/30/25 | 12/31/25 | ZFA |
| Di-n-butylphthalate | ND | | ug/L | 20 | 6.0 | 2 | 391341 | 12/30/25 | 12/31/25 | ZFA |
| Fluoranthene | ND | | ug/L | 20 | 5.6 | 2 | 391341 | 12/30/25 | 12/31/25 | ZFA |
| Benzidine | ND | | ug/L | 100 | 37 | 2 | 391341 | 12/30/25 | 12/31/25 | ZFA |
| Pyrene | ND | | ug/L | 20 | 5.4 | 2 | 391341 | 12/30/25 | 12/31/25 | ZFA |



Results for any subcontracted analyses are not included in this section.

ENTHALPY ANALYTICAL

# Analysis Results for 549733

| 549733-001 Analyte | Result | Qual | Units | RL | MDL | DF | Batch | Prepared | Analyzed | Chemist |
|---|---|---|---|---|---|---|---|---|---|---|
| Butylbenzylphthalate | ND | | ug/L | 20 | 7.3 | 2 | 391341 | 12/30/25 | 12/31/25 | ZFA |
| 3,3'-Dichlorobenzidine | ND | | ug/L | 50 | 10 | 2 | 391341 | 12/30/25 | 12/31/25 | ZFA |
| Benzo(a)anthracene | ND | | ug/L | 20 | 4.8 | 2 | 391341 | 12/30/25 | 12/31/25 | ZFA |
| Chrysene | ND | | ug/L | 20 | 4.9 | 2 | 391341 | 12/30/25 | 12/31/25 | ZFA |
| bis(2-Ethylhexyl)phthalate | ND | | ug/L | 20 | 6.6 | 2 | 391341 | 12/30/25 | 12/31/25 | ZFA |
| Di-n-octylphthalate | ND | | ug/L | 20 | 9.4 | 2 | 391341 | 12/30/25 | 12/31/25 | ZFA |
| Benzo(b)fluoranthene | ND | | ug/L | 20 | 6.0 | 2 | 391341 | 12/30/25 | 12/31/25 | ZFA |
| Benzo(k)fluoranthene | ND | | ug/L | 20 | 6.2 | 2 | 391341 | 12/30/25 | 12/31/25 | ZFA |
| Benzo(a)pyrene | ND | | ug/L | 20 | 6.3 | 2 | 391341 | 12/30/25 | 12/31/25 | ZFA |
| Indeno(1,2,3-cd)pyrene | ND | | ug/L | 20 | 8.5 | 2 | 391341 | 12/30/25 | 12/31/25 | ZFA |
| Dibenz(a,h)anthracene | ND | | ug/L | 20 | 8.3 | 2 | 391341 | 12/30/25 | 12/31/25 | ZFA |
| Benzo(g,h,i)perylene | ND | | ug/L | 20 | 8.2 | 2 | 391341 | 12/30/25 | 12/31/25 | ZFA |
| **Surrogates** | | | | **Limits** | | | | | | |
| 2-Fluorophenol | 63% | | %REC | 15-120 | | 2 | 391341 | 12/30/25 | 12/31/25 | ZFA |
| Phenol-d6 | 37% | | %REC | 15-120 | | 2 | 391341 | 12/30/25 | 12/31/25 | ZFA |
| 2,4,6-Tribromophenol | 92% | | %REC | 15-140 | | 2 | 391341 | 12/30/25 | 12/31/25 | ZFA |
| Nitrobenzene-d5 | 93% | | %REC | 15-123 | | 2 | 391341 | 12/30/25 | 12/31/25 | ZFA |
| 2-Fluorobiphenyl | 78% | | %REC | 15-120 | | 2 | 391341 | 12/30/25 | 12/31/25 | ZFA |
| Terphenyl-d14 | 75% | | %REC | 15-120 | | 2 | 391341 | 12/30/25 | 12/31/25 | ZFA |
| Method: SM 4500-CN-E<br>Prep Method: METHOD | | | | | | | | | | |
| Cyanide | **0.0025** | B,J | mg/L | 0.0050 | 0.0017 | 0.5 | 391320 | 12/30/25 | 12/31/25 | JAK |
| Method: SM 4500-P-B5-E | | | | | | | | | | |
| Phosphorus | **1.8** | | mg/L | 0.10 | 0.071 | 5 | 391411 | 12/31/25 | 01/05/26 | RDL |
| Method: SM 4500-S2-D<br>Prep Method: METHOD | | | | | | | | | | |
| Sulfide | ND | | mg/L | 0.10 | | 1 | 391121 | 12/26/25 | 12/26/25 | TXC |
| Method: SM 5310B<br>Prep Method: SM 5310B | | | | | | | | | | |
| Total Organic Carbon | **34** | | mg/L | 1.0 | 0.49 | 1 | 391156 | 12/28/25 | 12/28/25 | BDR |
| Method: SM 9221B<br>Prep Method: METHOD | | | | | | | | | | |
| Coliform, Total | **>1,600** | | MPN/100ml | 1.8 | | 1 | 391013 | 12/24/25 13:40 | 12/26/25 14:04 | BPH |
| Method: SM 9221F | | | | | | | | | | |
| Coliform, E. Coli | **>1,600** | | MPN/100ml | 1.8 | | 1 | 391013 | 12/24/25 13:40 | 12/26/25 14:04 | BPH |
| Method: SM2130B | | | | | | | | | | |
| Turbidity | **840** | | NTU | 1.0 | 0.62 | 5 | 391026 | 12/24/25 19:41 | 12/24/25 19:41 | CDR |
| Method: SM2320B<br>Prep Method: METHOD | | | | | | | | | | |
| Bicarbonate | **81** | | mg/L | 2.4 | | 1 | 391081 | 12/26/25 | 12/26/25 | WWC |
| Alkalinity, Total as CaCO3 | **92** | | mg/L | 2.0 | | 1 | 391081 | 12/26/25 | 12/26/25 | WWC |
| Method: SM2510B<br>Prep Method: METHOD | | | | | | | | | | |
| Specific Conductance | **810** | | umhos/cm | 1.0 | | 1 | 391192 | 12/29/25 | 12/29/25 | CDR |
| Method: SM2540C<br>Prep Method: METHOD | | | | | | | | | | |
| Total Dissolved Solids | **660** | | mg/L | 20 | | 2 | 391172 | 12/29/25 | 12/31/25 | CDR |



Results for any subcontracted analyses are not included in this section.

ENTHALPY ANALYTICAL

# Analysis Results for 549733

| 549733-001 Analyte | Result | Qual | Units | RL | MDL | DF | Batch | Prepared | Analyzed | Chemist |
|---|---|---|---|---|---|---|---|---|---|---|
| Method: SM2540D<br>Prep Method: METHOD | | | | | | | | | | |
| Total Suspended Solids | **1,400** | | mg/L | 0.5 | | 1 | 391103 | 12/26/25 | 12/26/25 | CKN |
| Method: SM5210B<br>Prep Method: METHOD | | | | | | | | | | |
| Biochemical Oxygen Demand | **8.8** | | mg/L | 3.0 | | 1 | 390990 | 12/24/25 13:28 | 12/29/25 16:15 | AAB |
| Method: SM5220D<br>Prep Method: SM 5220D | | | | | | | | | | |
| Chemical Oxygen Demand | **110** | | mg/L | 8.0 | 3.9 | 2 | 391311 | 12/31/25 | 12/31/25 | ARM |

> Value exceeds indicated concentration
B Contamination found in associated Method Blank
J Estimated value
ND Not Detected



Results for any subcontracted analyses are not included in this section.

ENTHALPY ANALYTICAL

# Batch QC

| Type: Blank | Lab ID: QC1326666 | Batch: 391287 |
|---|---|---|
| Matrix: Water | Method: EPA 1664A | Prep Method: METHOD |

| QC1326666 Analyte | Result | Qual | Units | RL | MDL | Prepared | Analyzed |
|---|---|---|---|---|---|---|---|
| Total Oil and Grease | ND | | mg/L | 5.0 | 0.97 | 12/30/25 | 12/31/25 |

| Type: Lab Control Sample | Lab ID: QC1326667 | Batch: 391287 |
|---|---|---|
| Matrix: Water | Method: EPA 1664A | Prep Method: METHOD |

| QC1326667 Analyte | Result | Spiked | Units | Recovery | Qual | Limits |
|---|---|---|---|---|---|---|
| Total Oil and Grease | 36.10 | 40.00 | mg/L | 90% | | 78-114 |

| Type: Lab Control Sample Duplicate | Lab ID: QC1326668 | Batch: 391287 |
|---|---|---|
| Matrix: Water | Method: EPA 1664A | Prep Method: METHOD |

| QC1326668 Analyte | Result | Spiked | Units | Recovery | Qual | Limits | RPD | RPD Lim |
|---|---|---|---|---|---|---|---|---|
| Total Oil and Grease | 35.00 | 40.00 | mg/L | 88% | | 78-114 | 3 | 18 |

| Type: Blank | Lab ID: QC1325777 | Batch: 391061 |
|---|---|---|
| Matrix: Water | Method: EPA 200.7 | Prep Method: EPA 3015A |

| QC1325777 Analyte | Result | Qual | Units | RL | MDL | Prepared | Analyzed |
|---|---|---|---|---|---|---|---|
| Calcium | ND | | mg/L | 0.10 | 0.0095 | 12/26/25 | 12/26/25 |
| Iron | ND | | mg/L | 0.050 | 0.017 | 12/26/25 | 12/26/25 |
| Magnesium | ND | | mg/L | 0.10 | 0.017 | 12/26/25 | 12/26/25 |
| Potassium | ND | | mg/L | 0.50 | 0.20 | 12/26/25 | 12/26/25 |
| Sodium | ND | | mg/L | 0.50 | 0.017 | 12/26/25 | 12/26/25 |

| Type: Lab Control Sample | Lab ID: QC1325778 | Batch: 391061 |
|---|---|---|
| Matrix: Water | Method: EPA 200.7 | Prep Method: EPA 3015A |

| QC1325778 Analyte | Result | Spiked | Units | Recovery | Qual | Limits |
|---|---|---|---|---|---|---|
| Calcium | 19.67 | 20.40 | mg/L | 96% | | 85-115 |
| Iron | 0.3801 | 0.4000 | mg/L | 95% | | 85-115 |
| Magnesium | 20.63 | 20.40 | mg/L | 101% | | 85-115 |
| Potassium | 23.56 | 24.00 | mg/L | 98% | | 85-115 |
| Sodium | 20.05 | 20.40 | mg/L | 98% | | 85-115 |

ENTHALPY ANALYTICAL

# Batch QC

| Type: | Matrix Spike | Lab ID: | QC1325779 | Batch: | 391061 |
|---|---|---|---|---|---|
| Matrix (Source ID): | Water (549730-001) | Method: | EPA 200.7 | Prep Method: | EPA 3015A |

| QC1325779 Analyte | Result | Source Sample Result | Spiked | Units | Recovery | Qual | Limits | DF |
|---|---|---|---|---|---|---|---|---|
| Calcium | 128.1 | 109.8 | 20.40 | mg/L | 90% | NM | 75-125 | 1 |
| Iron | 77.68 | 68.15 | 0.4000 | mg/L | 2382% | NM | 75-125 | 10 |
| Magnesium | 56.71 | 34.36 | 20.40 | mg/L | 110% | | 75-125 | 1 |
| Potassium | 55.73 | 31.63 | 24.00 | mg/L | 100% | | 75-125 | 1 |
| Sodium | 66.06 | 46.45 | 20.40 | mg/L | 96% | | 75-125 | 1 |

| Type: | Matrix Spike Duplicate | Lab ID: | QC1325780 | Batch: | 391061 |
|---|---|---|---|---|---|
| Matrix (Source ID): | Water (549730-001) | Method: | EPA 200.7 | Prep Method: | EPA 3015A |

| QC1325780 Analyte | Result | Source Sample Result | Spiked | Units | Recovery | Qual | Limits | RPD | RPD Lim | DF |
|---|---|---|---|---|---|---|---|---|---|---|
| Calcium | 129.1 | 109.8 | 20.40 | mg/L | 95% | NM | 75-125 | 1 | 20 | 1 |
| Iron | 86.84 | 68.15 | 0.4000 | mg/L | 4670% | NM | 75-125 | 11 | 20 | 10 |
| Magnesium | 59.64 | 34.36 | 20.40 | mg/L | 124% | | 75-125 | 5 | 20 | 1 |
| Potassium | 57.68 | 31.63 | 24.00 | mg/L | 109% | | 75-125 | 3 | 20 | 1 |
| Sodium | 67.02 | 46.45 | 20.40 | mg/L | 101% | | 75-125 | 1 | 20 | 1 |

| Type: | Serial Dilution | Lab ID: | QC1325842 | Batch: | 391061 |
|---|---|---|---|---|---|
| Matrix (Source ID): | Water (549730-001) | Method: | EPA 200.7 | Prep Method: | EPA 3015A |

| QC1325842 Analyte | Result | Source Sample Result | Units | Qual | RPD | RPD Lim | DF |
|---|---|---|---|---|---|---|---|
| Calcium | 115.4 | 109.8 | mg/L | | | | 5 |
| Iron | 69.67 | 68.15 | mg/L | | | | 50 |
| Magnesium | 36.21 | 34.36 | mg/L | | | | 5 |
| Potassium | 31.55 | 31.63 | mg/L | | | | 5 |
| Sodium | 47.70 | 46.45 | mg/L | | | | 5 |

ENTHALPY ANALYTICAL

# Batch QC

| | | | | | |
|---|---|---|---|---|---|
| **Type:** | **Blank** | **Lab ID:** | **QC1325569** | **Batch:** | **391007** |
| **Matrix:** | **Water** | **Method:** | **EPA 200.8** | **Prep Method:** | **EPA 3015A** |

| QC1325569 Analyte | Result | Qual | Units | RL | MDL | Prepared | Analyzed |
|---|---|---|---|---|---|---|---|
| Antimony | ND | | ug/L | 2.0 | 0.31 | 12/24/25 | 12/24/25 |
| Arsenic | ND | | ug/L | 2.0 | 0.21 | 12/24/25 | 12/24/25 |
| Barium | ND | | ug/L | 5.0 | 0.33 | 12/24/25 | 12/24/25 |
| Beryllium | ND | | ug/L | 1.0 | 0.062 | 12/24/25 | 12/24/25 |
| Boron | ND | | ug/L | 10 | 5.7 | 12/24/25 | 12/26/25 |
| Cadmium | ND | | ug/L | 1.0 | 0.11 | 12/24/25 | 12/24/25 |
| Chromium | ND | | ug/L | 5.0 | 0.34 | 12/24/25 | 12/24/25 |
| Cobalt | ND | | ug/L | 1.0 | 0.068 | 12/24/25 | 12/24/25 |
| Copper | ND | | ug/L | 3.0 | 0.71 | 12/24/25 | 12/24/25 |
| Lead | ND | | ug/L | 5.0 | 0.16 | 12/24/25 | 12/24/25 |
| Manganese | ND | | ug/L | 10 | 1.7 | 12/24/25 | 12/24/25 |
| Nickel | ND | | ug/L | 5.0 | 1.3 | 12/24/25 | 12/24/25 |
| Selenium | ND | | ug/L | 4.0 | 1.6 | 12/24/25 | 12/24/25 |
| Silver | ND | | ug/L | 5.0 | 0.50 | 12/24/25 | 12/24/25 |
| Thallium | ND | | ug/L | 1.0 | 0.42 | 12/24/25 | 12/24/25 |
| Tin | ND | | ug/L | 5.0 | 1.5 | 12/24/25 | 12/26/25 |
| Vanadium | ND | | ug/L | 5.0 | 0.26 | 12/24/25 | 12/24/25 |
| Zinc | ND | | ug/L | 10 | 7.6 | 12/24/25 | 12/24/25 |

| | | | | | |
|---|---|---|---|---|---|
| **Type:** | **Lab Control Sample** | **Lab ID:** | **QC1325570** | **Batch:** | **391007** |
| **Matrix:** | **Water** | **Method:** | **EPA 200.8** | **Prep Method:** | **EPA 3015A** |

| QC1325570 Analyte | Result | Spiked | Units | Recovery | Qual | Limits |
|---|---|---|---|---|---|---|
| Antimony | 104.4 | 100.0 | ug/L | 104% | | 85-115 |
| Arsenic | 93.90 | 100.0 | ug/L | 94% | | 85-115 |
| Barium | 95.55 | 100.0 | ug/L | 96% | | 85-115 |
| Beryllium | 95.29 | 100.0 | ug/L | 95% | | 85-115 |
| Boron | 91.33 | 100.0 | ug/L | 91% | | 85-115 |
| Cadmium | 91.74 | 100.0 | ug/L | 92% | | 85-115 |
| Chromium | 93.91 | 100.0 | ug/L | 94% | | 85-115 |
| Cobalt | 98.33 | 100.0 | ug/L | 98% | | 85-115 |
| Copper | 96.33 | 100.0 | ug/L | 96% | | 85-115 |
| Lead | 96.34 | 100.0 | ug/L | 96% | | 85-115 |
| Manganese | 96.93 | 100.0 | ug/L | 97% | | 85-115 |
| Nickel | 96.50 | 100.0 | ug/L | 96% | | 85-115 |
| Selenium | 95.27 | 100.0 | ug/L | 95% | | 85-115 |
| Silver | 49.00 | 50.00 | ug/L | 98% | | 85-115 |
| Thallium | 91.98 | 100.0 | ug/L | 92% | | 85-115 |
| Tin | 97.51 | 100.0 | ug/L | 98% | | 85-115 |
| Vanadium | 95.09 | 100.0 | ug/L | 95% | | 85-115 |
| Zinc | 93.29 | 100.0 | ug/L | 93% | | 85-115 |

ENTHALPY ANALYTICAL

# Batch QC

| Type: | Matrix Spike | Lab ID: | QC1325571 | Batch: | 391007 |
|---|---|---|---|---|---|
| Matrix (Source ID): | Water (549731-003) | Method: | EPA 200.8 | Prep Method: | EPA 3015A |

| QC1325571 Analyte | Result | Source Sample Result | Spiked | Units | Recovery | Qual | Limits | DF |
|---|---|---|---|---|---|---|---|---|
| Antimony | 115.4 | 2.732 | 100.0 | ug/L | 113% | | 70-130 | 10 |
| Arsenic | 106.1 | 2.661 | 100.0 | ug/L | 103% | | 70-130 | 10 |
| Barium | 131.4 | 20.38 | 100.0 | ug/L | 111% | | 70-130 | 10 |
| Beryllium | 98.85 | ND | 100.0 | ug/L | 99% | | 70-130 | 10 |
| Boron | 352.9 | 283.5 | 100.0 | ug/L | 69% | NM | 70-130 | 10 |
| Cadmium | 99.38 | ND | 100.0 | ug/L | 99% | | 70-130 | 10 |
| Chromium | 107.4 | 1.744 | 100.0 | ug/L | 106% | | 70-130 | 10 |
| Cobalt | 109.6 | 0.9720 | 100.0 | ug/L | 109% | | 70-130 | 10 |
| Copper | 131.3 | 18.42 | 100.0 | ug/L | 113% | | 70-130 | 10 |
| Lead | 101.7 | 2.473 | 100.0 | ug/L | 99% | | 70-130 | 10 |
| Manganese | 143.1 | 35.74 | 100.0 | ug/L | 107% | | 70-130 | 10 |
| Nickel | 124.4 | 10.93 | 100.0 | ug/L | 113% | | 70-130 | 10 |
| Selenium | 86.53 | ND | 100.0 | ug/L | 87% | | 70-130 | 10 |
| Silver | 55.18 | ND | 50.00 | ug/L | 110% | | 70-130 | 10 |
| Thallium | 95.68 | ND | 100.0 | ug/L | 96% | | 70-130 | 10 |
| Tin | 75.79 | 0.6310 | 100.0 | ug/L | 75% | | 70-130 | 10 |
| Vanadium | 103.6 | 3.119 | 100.0 | ug/L | 100% | | 70-130 | 10 |
| Zinc | 367.5 | 240.6 | 100.0 | ug/L | 127% | | 70-130 | 10 |

| Type: | Matrix Spike Duplicate | Lab ID: | QC1325572 | Batch: | 391007 |
|---|---|---|---|---|---|
| Matrix (Source ID): | Water (549731-003) | Method: | EPA 200.8 | Prep Method: | EPA 3015A |

| QC1325572 Analyte | Result | Source Sample Result | Spiked | Units | Recovery | Qual | Limits | RPD | RPD Lim | DF |
|---|---|---|---|---|---|---|---|---|---|---|
| Antimony | 132.4 | 2.732 | 100.0 | ug/L | 130% | | 70-130 | 14 | 20 | 10 |
| Arsenic | 102.8 | 2.661 | 100.0 | ug/L | 100% | | 70-130 | 3 | 20 | 10 |
| Barium | 117.4 | 20.38 | 100.0 | ug/L | 97% | | 70-130 | 11 | 20 | 10 |
| Beryllium | 93.68 | ND | 100.0 | ug/L | 94% | | 70-130 | 5 | 20 | 10 |
| Boron | 343.9 | 283.5 | 100.0 | ug/L | 60% | NM | 70-130 | 3 | 20 | 10 |
| Cadmium | 98.88 | ND | 100.0 | ug/L | 99% | | 70-130 | 1 | 20 | 10 |
| Chromium | 105.8 | 1.744 | 100.0 | ug/L | 104% | | 70-130 | 2 | 20 | 10 |
| Cobalt | 107.8 | 0.9720 | 100.0 | ug/L | 107% | | 70-130 | 2 | 20 | 10 |
| Copper | 125.7 | 18.42 | 100.0 | ug/L | 107% | | 70-130 | 4 | 20 | 10 |
| Lead | 100.6 | 2.473 | 100.0 | ug/L | 98% | | 70-130 | 1 | 20 | 10 |
| Manganese | 140.3 | 35.74 | 100.0 | ug/L | 105% | | 70-130 | 2 | 20 | 10 |
| Nickel | 119.7 | 10.93 | 100.0 | ug/L | 109% | | 70-130 | 4 | 20 | 10 |
| Selenium | 82.89 | ND | 100.0 | ug/L | 83% | | 70-130 | 4 | 20 | 10 |
| Silver | 50.02 | ND | 50.00 | ug/L | 100% | | 70-130 | 10 | 20 | 10 |
| Thallium | 96.53 | ND | 100.0 | ug/L | 97% | | 70-130 | 1 | 20 | 10 |
| Tin | 79.30 | 0.6310 | 100.0 | ug/L | 79% | | 70-130 | 5 | 20 | 10 |
| Vanadium | 103.2 | 3.119 | 100.0 | ug/L | 100% | | 70-130 | 0 | 20 | 10 |
| Zinc | 348.8 | 240.6 | 100.0 | ug/L | 108% | | 70-130 | 5 | 20 | 10 |

ENTHALPY ANALYTICAL

# Batch QC

| Type: | Matrix Spike | Lab ID: | QC1325573 | Batch: | 391007 |
|---|---|---|---|---|---|
| Matrix (Source ID): | Water (549736-001) | Method: | EPA 200.8 | Prep Method: | EPA 3015A |

| QC1325573 Analyte | Result | Source Sample Result | Spiked | Units | Recovery | Qual | Limits | DF |
|---|---|---|---|---|---|---|---|---|
| Antimony | 105.9 | 1.048 | 100.0 | ug/L | 105% | | 70-130 | 10 |
| Arsenic | 106.8 | 5.774 | 100.0 | ug/L | 101% | | 70-130 | 10 |
| Barium | 114.1 | 17.00 | 100.0 | ug/L | 97% | | 70-130 | 10 |
| Beryllium | 99.08 | ND | 100.0 | ug/L | 99% | | 70-130 | 10 |
| Boron | 105.7 | 30.19 | 100.0 | ug/L | 76% | | 70-130 | 10 |
| Cadmium | 94.54 | ND | 100.0 | ug/L | 95% | | 70-130 | 10 |
| Chromium | 110.1 | 3.054 | 100.0 | ug/L | 107% | | 70-130 | 10 |
| Cobalt | 107.0 | 0.5300 | 100.0 | ug/L | 106% | | 70-130 | 10 |
| Copper | 118.0 | 11.27 | 100.0 | ug/L | 107% | | 70-130 | 10 |
| Lead | 98.91 | 1.531 | 100.0 | ug/L | 97% | | 70-130 | 10 |
| Manganese | 129.0 | 24.12 | 100.0 | ug/L | 105% | | 70-130 | 10 |
| Nickel | 109.1 | 2.882 | 100.0 | ug/L | 106% | | 70-130 | 10 |
| Selenium | 78.26 | ND | 100.0 | ug/L | 78% | | 70-130 | 10 |
| Silver | 48.78 | ND | 50.00 | ug/L | 98% | | 70-130 | 10 |
| Thallium | 98.64 | ND | 100.0 | ug/L | 99% | | 70-130 | 10 |
| Tin | 90.39 | 0.6830 | 100.0 | ug/L | 90% | | 70-130 | 10 |
| Vanadium | 103.6 | 3.907 | 100.0 | ug/L | 100% | | 70-130 | 10 |
| Zinc | 472.1 | 340.8 | 100.0 | ug/L | 131% | * | 70-130 | 10 |

| Type: | Matrix Spike Duplicate | Lab ID: | QC1325574 | Batch: | 391007 |
|---|---|---|---|---|---|
| Matrix (Source ID): | Water (549736-001) | Method: | EPA 200.8 | Prep Method: | EPA 3015A |

| QC1325574 Analyte | Result | Source Sample Result | Spiked | Units | Recovery | Qual | Limits | RPD | RPD Lim | DF |
|---|---|---|---|---|---|---|---|---|---|---|
| Antimony | 113.4 | 1.048 | 100.0 | ug/L | 112% | | 70-130 | 7 | 20 | 10 |
| Arsenic | 107.2 | 5.774 | 100.0 | ug/L | 101% | | 70-130 | 0 | 20 | 10 |
| Barium | 117.4 | 17.00 | 100.0 | ug/L | 100% | | 70-130 | 3 | 20 | 10 |
| Beryllium | 98.91 | ND | 100.0 | ug/L | 99% | | 70-130 | 0 | 20 | 10 |
| Boron | 110.0 | 30.19 | 100.0 | ug/L | 80% | | 70-130 | 4 | 20 | 10 |
| Cadmium | 98.51 | ND | 100.0 | ug/L | 99% | | 70-130 | 4 | 20 | 10 |
| Chromium | 104.1 | 3.054 | 100.0 | ug/L | 101% | | 70-130 | 6 | 20 | 10 |
| Cobalt | 106.1 | 0.5300 | 100.0 | ug/L | 106% | | 70-130 | 1 | 20 | 10 |
| Copper | 116.0 | 11.27 | 100.0 | ug/L | 105% | | 70-130 | 2 | 20 | 10 |
| Lead | 101.1 | 1.531 | 100.0 | ug/L | 100% | | 70-130 | 2 | 20 | 10 |
| Manganese | 124.4 | 24.12 | 100.0 | ug/L | 100% | | 70-130 | 4 | 20 | 10 |
| Nickel | 108.7 | 2.882 | 100.0 | ug/L | 106% | | 70-130 | 0 | 20 | 10 |
| Selenium | 86.73 | ND | 100.0 | ug/L | 87% | | 70-130 | 10 | 20 | 10 |
| Silver | 52.06 | ND | 50.00 | ug/L | 104% | | 70-130 | 7 | 20 | 10 |
| Thallium | 97.21 | ND | 100.0 | ug/L | 97% | | 70-130 | 1 | 20 | 10 |
| Tin | 95.13 | 0.6830 | 100.0 | ug/L | 94% | | 70-130 | 5 | 20 | 10 |
| Vanadium | 101.4 | 3.907 | 100.0 | ug/L | 97% | | 70-130 | 2 | 20 | 10 |
| Zinc | 458.3 | 340.8 | 100.0 | ug/L | 117% | | 70-130 | 3 | 20 | 10 |

ENTHALPY ANALYTICAL

# Batch QC

| | | | | | |
|---|---|---|---|---|---|
| **Type:** | **Blank** | **Lab ID:** | **QC1325708** | **Batch:** | **391043** |
| **Matrix:** | **Water** | **Method:** | **EPA 245.1** | **Prep Method:** | **EPA 245.1** |

| QC1325708 Analyte | Result | Qual | Units | RL | MDL | Prepared | Analyzed |
|---|---|---|---|---|---|---|---|
| Mercury | ND | | ug/L | 0.40 | 0.032 | 12/26/25 | 12/26/25 |

| | | | | | |
|---|---|---|---|---|---|
| **Type:** | **Lab Control Sample** | **Lab ID:** | **QC1325709** | **Batch:** | **391043** |
| **Matrix:** | **Water** | **Method:** | **EPA 245.1** | **Prep Method:** | **EPA 245.1** |

| QC1325709 Analyte | Result | Spiked | Units | Recovery | Qual | Limits |
|---|---|---|---|---|---|---|
| Mercury | 5.001 | 5.000 | ug/L | 100% | | 85-115 |

| | | | | | |
|---|---|---|---|---|---|
| **Type:** | **Matrix Spike** | **Lab ID:** | **QC1325710** | **Batch:** | **391043** |
| **Matrix (Source ID):** | **Water (549669-007)** | **Method:** | **EPA 245.1** | **Prep Method:** | **EPA 245.1** |

| QC1325710 Analyte | Result | Source Sample Result | Spiked | Units | Recovery | Qual | Limits | DF |
|---|---|---|---|---|---|---|---|---|
| Mercury | 4.260 | 0.04522 | 5.000 | ug/L | 84% | | 75-125 | 1 |

| | | | | | |
|---|---|---|---|---|---|
| **Type:** | **Matrix Spike Duplicate** | **Lab ID:** | **QC1325711** | **Batch:** | **391043** |
| **Matrix (Source ID):** | **Water (549669-007)** | **Method:** | **EPA 245.1** | **Prep Method:** | **EPA 245.1** |

| QC1325711 Analyte | Result | Source Sample Result | Spiked | Units | Recovery | Qual | Limits | RPD | RPD Lim | DF |
|---|---|---|---|---|---|---|---|---|---|---|
| Mercury | 4.663 | 0.04522 | 5.000 | ug/L | 92% | | 75-125 | 9 | 20 | 1 |

| | | | | | |
|---|---|---|---|---|---|
| **Type:** | **Matrix Spike** | **Lab ID:** | **QC1325712** | **Batch:** | **391043** |
| **Matrix (Source ID):** | **Water (549764-002)** | **Method:** | **EPA 245.1** | **Prep Method:** | **EPA 245.1** |

| QC1325712 Analyte | Result | Source Sample Result | Spiked | Units | Recovery | Qual | Limits | DF |
|---|---|---|---|---|---|---|---|---|
| Mercury | 969.7 | ND | 1000 | ug/L | 97% | | 75-125 | 200 |

| | | | | | |
|---|---|---|---|---|---|
| **Type:** | **Matrix Spike Duplicate** | **Lab ID:** | **QC1325713** | **Batch:** | **391043** |
| **Matrix (Source ID):** | **Water (549764-002)** | **Method:** | **EPA 245.1** | **Prep Method:** | **EPA 245.1** |

| QC1325713 Analyte | Result | Source Sample Result | Spiked | Units | Recovery | Qual | Limits | RPD | RPD Lim | DF |
|---|---|---|---|---|---|---|---|---|---|---|
| Mercury | 888.3 | ND | 1000 | ug/L | 89% | | 75-125 | 9 | 20 | 200 |

ENTHALPY ANALYTICAL

# Batch QC

| | | | | | |
|---|---|---|---|---|---|
| **Type:** | **Blank** | **Lab ID:** | **QC1325582** | **Batch:** | **391008** |
| **Matrix:** | **Water** | **Method:** | **EPA 300.0** | **Prep Method:** | **METHOD** |

| QC1325582 Analyte | Result | Qual | Units | RL | MDL | Prepared | Analyzed |
|---|---|---|---|---|---|---|---|
| Fluoride | ND | | mg/L | 0.20 | 0.072 | 12/24/25 14:40 | 12/24/25 14:45 |
| Chloride | ND | | mg/L | 1.0 | 0.27 | 12/24/25 14:40 | 12/24/25 14:45 |
| Nitrogen, Nitrite | ND | | mg/L | 0.10 | 0.02 | 12/24/25 14:40 | 12/24/25 14:45 |
| Bromide | ND | | mg/L | 0.30 | 0.060 | 12/24/25 14:40 | 12/24/25 14:45 |
| Nitrogen, Nitrate | ND | | mg/L | 0.10 | 0.05 | 12/24/25 14:40 | 12/24/25 14:45 |
| Sulfate | ND | | mg/L | 1.0 | 0.25 | 12/24/25 14:40 | 12/24/25 14:45 |

| | | | | | |
|---|---|---|---|---|---|
| **Type:** | **Lab Control Sample** | **Lab ID:** | **QC1325583** | **Batch:** | **391008** |
| **Matrix:** | **Water** | **Method:** | **EPA 300.0** | **Prep Method:** | **METHOD** |

| QC1325583 Analyte | Result | Spiked | Units | Recovery | Qual | Limits |
|---|---|---|---|---|---|---|
| Fluoride | 9.608 | 10.00 | mg/L | 96% | | 90-110 |
| Chloride | 46.84 | 50.00 | mg/L | 94% | | 90-110 |
| Nitrogen, Nitrite | 4.576 | 4.567 | mg/L | 100% | | 90-110 |
| Bromide | 14.64 | 15.00 | mg/L | 98% | | 90-110 |
| Nitrogen, Nitrate | 4.386 | 4.518 | mg/L | 97% | | 90-110 |
| Sulfate | 24.83 | 25.00 | mg/L | 99% | | 90-110 |

| | | | | | |
|---|---|---|---|---|---|
| **Type:** | **Matrix Spike** | **Lab ID:** | **QC1325586** | **Batch:** | **391008** |
| **Matrix (Source ID):** | **Water (549746-001)** | **Method:** | **EPA 300.0** | **Prep Method:** | **METHOD** |

| QC1325586 Analyte | Result | Source Sample Result | Spiked | Units | Recovery | Qual | Limits | DF |
|---|---|---|---|---|---|---|---|---|
| Fluoride | 17.53 | ND | 20.00 | mg/L | 88% | | 80-129 | 1 |
| Chloride | 100.7 | 0.6569 | 100.0 | mg/L | 100% | | 80-123 | 1 |
| Nitrogen, Nitrite | 9.306 | ND | 9.134 | mg/L | 102% | | 80-122 | 1 |
| Bromide | 14.80 | ND | 15.00 | mg/L | 99% | | 80-121 | 1 |
| Nitrogen, Nitrate | 9.532 | 0.5585 | 9.036 | mg/L | 99% | | 80-123 | 1 |
| Sulfate | 52.37 | 2.623 | 50.00 | mg/L | 99% | | 79-124 | 1 |

| | | | | | |
|---|---|---|---|---|---|
| **Type:** | **Matrix Spike Duplicate** | **Lab ID:** | **QC1325587** | **Batch:** | **391008** |
| **Matrix (Source ID):** | **Water (549746-001)** | **Method:** | **EPA 300.0** | **Prep Method:** | **METHOD** |

| QC1325587 Analyte | Result | Source Sample Result | Spiked | Units | Recovery | Qual | Limits | RPD | RPD Lim | DF |
|---|---|---|---|---|---|---|---|---|---|---|
| Fluoride | 17.80 | ND | 20.00 | mg/L | 89% | | 80-129 | 2 | 21 | 1 |
| Chloride | 101.6 | 0.6569 | 100.0 | mg/L | 101% | | 80-123 | 1 | 20 | 1 |
| Nitrogen, Nitrite | 9.400 | ND | 9.134 | mg/L | 103% | | 80-122 | 1 | 21 | 1 |
| Bromide | 14.94 | ND | 15.00 | mg/L | 100% | | 80-121 | 1 | 20 | 1 |
| Nitrogen, Nitrate | 9.610 | 0.5585 | 9.036 | mg/L | 100% | | 80-123 | 1 | 20 | 1 |
| Sulfate | 52.65 | 2.623 | 50.00 | mg/L | 100% | | 79-124 | 1 | 20 | 1 |

ENTHALPY ANALYTICAL

# Batch QC

| Type: Blank | Lab ID: QC1327674 | Batch: 391593 |
|---|---|---|
| Matrix: Water | Method: EPA 350.1 | Prep Method: METHOD |

| QC1327674 Analyte | Result | Qual | Units | RL | MDL | Prepared | Analyzed |
|---|---|---|---|---|---|---|---|
| Ammonia-N | ND | | mg/L | 0.10 | 0.068 | 01/05/26 | 01/05/26 |

| Type: Lab Control Sample | Lab ID: QC1327675 | Batch: 391593 |
|---|---|---|
| Matrix: Water | Method: EPA 350.1 | Prep Method: METHOD |

| QC1327675 Analyte | Result | Spiked | Units | Recovery | Qual | Limits |
|---|---|---|---|---|---|---|
| Ammonia-N | 0.9693 | 1.000 | mg/L | 97% | | 90-110 |

| Type: Matrix Spike | Lab ID: QC1327676 | Batch: 391593 |
|---|---|---|
| Matrix (Source ID): Water (549813-002) | Method: EPA 350.1 | Prep Method: METHOD |

| QC1327676 Analyte | Result | Source Sample Result | Spiked | Units | Recovery | Qual | Limits | DF |
|---|---|---|---|---|---|---|---|---|
| Ammonia-N | 1.046 | ND | 1.000 | mg/L | 105% | | 90-110 | 1 |

| Type: Matrix Spike Duplicate | Lab ID: QC1327677 | Batch: 391593 |
|---|---|---|
| Matrix (Source ID): Water (549813-002) | Method: EPA 350.1 | Prep Method: METHOD |

| QC1327677 Analyte | Result | Source Sample Result | Spiked | Units | Recovery | Qual | Limits | RPD | RPD Lim | DF |
|---|---|---|---|---|---|---|---|---|---|---|
| Ammonia-N | 1.013 | ND | 1.000 | mg/L | 101% | | 90-110 | 3 | 20 | 1 |

| Type: Matrix Spike | Lab ID: QC1327684 | Batch: 391593 |
|---|---|---|
| Matrix (Source ID): Water (549813-006) | Method: EPA 350.1 | Prep Method: METHOD |

| QC1327684 Analyte | Result | Source Sample Result | Spiked | Units | Recovery | Qual | Limits | DF |
|---|---|---|---|---|---|---|---|---|
| Ammonia-N | 0.9370 | ND | 1.000 | mg/L | 94% | | 90-110 | 1 |

| Type: Matrix Spike Duplicate | Lab ID: QC1327685 | Batch: 391593 |
|---|---|---|
| Matrix (Source ID): Water (549813-006) | Method: EPA 350.1 | Prep Method: METHOD |

| QC1327685 Analyte | Result | Source Sample Result | Spiked | Units | Recovery | Qual | Limits | RPD | RPD Lim | DF |
|---|---|---|---|---|---|---|---|---|---|---|
| Ammonia-N | 0.9160 | ND | 1.000 | mg/L | 92% | | 90-110 | 2 | 20 | 1 |

| Type: Blank | Lab ID: QC1328033 | Batch: 391723 |
|---|---|---|
| Matrix: Water | Method: EPA 420.1 | Prep Method: METHOD |

| QC1328033 Analyte | Result | Qual | Units | RL | MDL | Prepared | Analyzed |
|---|---|---|---|---|---|---|---|
| Total Phenolics | ND | | mg/L | 0.010 | 0.0065 | 01/06/26 | 01/06/26 |

ENTHALPY ANALYTICAL

# Batch QC

| | | |
|---|---|---|
| **Type:** Lab Control Sample | **Lab ID:** QC1328034 | **Batch:** 391723 |
| **Matrix:** Water | **Method:** EPA 420.1 | **Prep Method:** METHOD |

| QC1328034 Analyte | Result | Spiked | Units | Recovery | Qual | Limits |
|---|---|---|---|---|---|---|
| Total Phenolics | 0.07800 | 0.08000 | mg/L | 98% | | 80-120 |

| | | |
|---|---|---|
| **Type:** Lab Control Sample Duplicate | **Lab ID:** QC1328035 | **Batch:** 391723 |
| **Matrix:** Water | **Method:** EPA 420.1 | **Prep Method:** METHOD |

| QC1328035 Analyte | Result | Spiked | Units | Recovery | Qual | Limits | RPD | RPD Lim |
|---|---|---|---|---|---|---|---|---|
| Total Phenolics | 0.07500 | 0.08000 | mg/L | 94% | | 80-120 | 4 | 20 |

ENTHALPY ANALYTICAL

# Batch QC

| Type: Blank | Lab ID: QC1326760 | Batch: 391341 |
|---|---|---|
| Matrix: Water | | |

| QC1326760 Analyte | Result | Qual | Units | RL | MDL | Prepared | Analyzed |
|---|---|---|---|---|---|---|---|
| Method: EPA 625.1<br>Prep Method: EPA 3510C | | | | | | | |
| a-Terpineol | ND | | ug/L | 10 | 2.1 | 12/30/25 | 12/31/25 |
| Pyridine | ND | | ug/L | 10 | 2.8 | 12/30/25 | 12/31/25 |
| Phenol | ND | | ug/L | 10 | 2.1 | 12/30/25 | 12/31/25 |
| 2-Methylphenol | ND | | ug/L | 10 | 3.2 | 12/30/25 | 12/31/25 |
| 3-,4-Methylphenol | ND | | ug/L | 10 | 3.0 | 12/30/25 | 12/31/25 |
| Benzoic acid | ND | | ug/L | 50 | 11 | 12/30/25 | 12/31/25 |
| Naphthalene | ND | | ug/L | 10 | 3.6 | 12/30/25 | 12/31/25 |
| Cresol | ND | | ug/L | 10 | | 12/30/25 | 12/31/25 |
| Method: EPA 8270C<br>Prep Method: EPA 3510C | | | | | | | |
| Carbazole | ND | | ug/L | 10 | 2.8 | 12/30/25 | 12/31/25 |
| N-Nitrosodimethylamine | ND | | ug/L | 10 | 2.9 | 12/30/25 | 12/31/25 |
| Aniline | ND | | ug/L | 10 | 2.8 | 12/30/25 | 12/31/25 |
| bis(2-Chloroethyl)ether | ND | | ug/L | 25 | 3.7 | 12/30/25 | 12/31/25 |
| 2-Chlorophenol | ND | | ug/L | 10 | 3.6 | 12/30/25 | 12/31/25 |
| 1,3-Dichlorobenzene | ND | | ug/L | 10 | 3.3 | 12/30/25 | 12/31/25 |
| 1,4-Dichlorobenzene | ND | | ug/L | 10 | 3.4 | 12/30/25 | 12/31/25 |
| Benzyl alcohol | ND | | ug/L | 25 | 5.8 | 12/30/25 | 12/31/25 |
| 1,2-Dichlorobenzene | ND | | ug/L | 10 | 3.3 | 12/30/25 | 12/31/25 |
| bis(2-Chloroisopropyl) ether | ND | | ug/L | 10 | 3.8 | 12/30/25 | 12/31/25 |
| N-Nitroso-di-n-propylamine | ND | | ug/L | 10 | 3.9 | 12/30/25 | 12/31/25 |
| Hexachloroethane | ND | | ug/L | 10 | 3.0 | 12/30/25 | 12/31/25 |
| Nitrobenzene | ND | | ug/L | 25 | 8.4 | 12/30/25 | 12/31/25 |
| Isophorone | ND | | ug/L | 10 | 3.7 | 12/30/25 | 12/31/25 |
| 2-Nitrophenol | ND | | ug/L | 10 | 5.4 | 12/30/25 | 12/31/25 |
| 2,4-Dimethylphenol | ND | | ug/L | 10 | 3.2 | 12/30/25 | 12/31/25 |
| bis(2-Chloroethoxy)methane | ND | | ug/L | 10 | 3.7 | 12/30/25 | 12/31/25 |
| 2,4-Dichlorophenol | ND | | ug/L | 10 | 3.7 | 12/30/25 | 12/31/25 |
| 1,2,4-Trichlorobenzene | ND | | ug/L | 10 | 3.4 | 12/30/25 | 12/31/25 |
| 4-Chloroaniline | ND | | ug/L | 10 | 3.1 | 12/30/25 | 12/31/25 |
| Hexachlorobutadiene | ND | | ug/L | 10 | 2.2 | 12/30/25 | 12/31/25 |
| 4-Chloro-3-methylphenol | ND | | ug/L | 10 | 3.6 | 12/30/25 | 12/31/25 |
| 2-Methylnaphthalene | ND | | ug/L | 10 | 3.4 | 12/30/25 | 12/31/25 |
| Hexachlorocyclopentadiene | ND | | ug/L | 25 | 7.8 | 12/30/25 | 12/31/25 |
| 2,4,6-Trichlorophenol | ND | | ug/L | 10 | 4.1 | 12/30/25 | 12/31/25 |
| 2,4,5-Trichlorophenol | ND | | ug/L | 10 | 3.7 | 12/30/25 | 12/31/25 |
| 2-Chloronaphthalene | ND | | ug/L | 10 | 3.4 | 12/30/25 | 12/31/25 |
| 2-Nitroaniline | ND | | ug/L | 50 | 4.3 | 12/30/25 | 12/31/25 |
| Dimethylphthalate | ND | | ug/L | 10 | 3.4 | 12/30/25 | 12/31/25 |
| Acenaphthylene | ND | | ug/L | 10 | 3.9 | 12/30/25 | 12/31/25 |
| 2,6-Dinitrotoluene | ND | | ug/L | 10 | 4.4 | 12/30/25 | 12/31/25 |
| 3-Nitroaniline | ND | | ug/L | 10 | 4.0 | 12/30/25 | 12/31/25 |
| Acenaphthene | ND | | ug/L | 10 | 3.2 | 12/30/25 | 12/31/25 |
| 2,4-Dinitrophenol | ND | | ug/L | 50 | 15 | 12/30/25 | 12/31/25 |
| 4-Nitrophenol | ND | | ug/L | 10 | 8.5 | 12/30/25 | 12/31/25 |

ENTHALPY ANALYTICAL

# Batch QC

| QC1326760 Analyte | Result | Qual | Units | RL | MDL | Prepared | Analyzed |
|---|---|---|---|---|---|---|---|
| Dibenzofuran | ND | | ug/L | 10 | 3.2 | 12/30/25 | 12/31/25 |
| 2,4-Dinitrotoluene | ND | | ug/L | 10 | 4.3 | 12/30/25 | 12/31/25 |
| Diethylphthalate | ND | | ug/L | 10 | 2.9 | 12/30/25 | 12/31/25 |
| Fluorene | ND | | ug/L | 10 | 3.1 | 12/30/25 | 12/31/25 |
| 4-Chlorophenyl-phenylether | ND | | ug/L | 10 | 3.1 | 12/30/25 | 12/31/25 |
| 4-Nitroaniline | ND | | ug/L | 10 | 3.3 | 12/30/25 | 12/31/25 |
| 4,6-Dinitro-2-methylphenol | ND | | ug/L | 50 | 17 | 12/30/25 | 12/31/25 |
| N-Nitrosodiphenylamine | ND | | ug/L | 10 | 4.0 | 12/30/25 | 12/31/25 |
| 1,2-diphenylhydrazine (as azobenzene) | ND | | ug/L | 10 | 2.9 | 12/30/25 | 12/31/25 |
| 4-Bromophenyl-phenylether | ND | | ug/L | 10 | 3.3 | 12/30/25 | 12/31/25 |
| Hexachlorobenzene | ND | | ug/L | 10 | 3.0 | 12/30/25 | 12/31/25 |
| Pentachlorophenol | ND | | ug/L | 25 | 5.7 | 12/30/25 | 12/31/25 |
| Phenanthrene | ND | | ug/L | 10 | 2.9 | 12/30/25 | 12/31/25 |
| Anthracene | ND | | ug/L | 10 | 2.8 | 12/30/25 | 12/31/25 |
| Di-n-butylphthalate | ND | | ug/L | 10 | 3.0 | 12/30/25 | 12/31/25 |
| Fluoranthene | ND | | ug/L | 10 | 2.8 | 12/30/25 | 12/31/25 |
| Benzidine | ND | | ug/L | 50 | 19 | 12/30/25 | 12/31/25 |
| Pyrene | ND | | ug/L | 10 | 2.7 | 12/30/25 | 12/31/25 |
| Butylbenzylphthalate | ND | | ug/L | 10 | 3.6 | 12/30/25 | 12/31/25 |
| 3,3'-Dichlorobenzidine | ND | | ug/L | 25 | 5.2 | 12/30/25 | 12/31/25 |
| Benzo(a)anthracene | ND | | ug/L | 10 | 2.4 | 12/30/25 | 12/31/25 |
| Chrysene | ND | | ug/L | 10 | 2.5 | 12/30/25 | 12/31/25 |
| bis(2-Ethylhexyl)phthalate | ND | | ug/L | 10 | 3.3 | 12/30/25 | 12/31/25 |
| Di-n-octylphthalate | ND | | ug/L | 10 | 4.7 | 12/30/25 | 12/31/25 |
| Benzo(b)fluoranthene | ND | | ug/L | 10 | 3.0 | 12/30/25 | 12/31/25 |
| Benzo(k)fluoranthene | ND | | ug/L | 10 | 3.1 | 12/30/25 | 12/31/25 |
| Benzo(a)pyrene | ND | | ug/L | 10 | 3.1 | 12/30/25 | 12/31/25 |
| Indeno(1,2,3-cd)pyrene | ND | | ug/L | 10 | 4.2 | 12/30/25 | 12/31/25 |
| Dibenz(a,h)anthracene | ND | | ug/L | 10 | 4.2 | 12/30/25 | 12/31/25 |
| Benzo(g,h,i)perylene | ND | | ug/L | 10 | 4.1 | 12/30/25 | 12/31/25 |
| **Surrogates** | | | | **Limits** | | | |
| 2-Fluorophenol | 56% | | %REC | 15-120 | | 12/30/25 | 12/31/25 |
| Phenol-d6 | 32% | | %REC | 15-120 | | 12/30/25 | 12/31/25 |
| 2,4,6-Tribromophenol | 86% | | %REC | 15-140 | | 12/30/25 | 12/31/25 |
| Nitrobenzene-d5 | 84% | | %REC | 15-123 | | 12/30/25 | 12/31/25 |
| 2-Fluorobiphenyl | 78% | | %REC | 15-120 | | 12/30/25 | 12/31/25 |
| Terphenyl-d14 | 98% | | %REC | 15-120 | | 12/30/25 | 12/31/25 |

ENTHALPY ANALYTICAL

# Batch QC

| | | | | | |
|---|---|---|---|---|---|
| **Type:** | **Lab Control Sample** | **Lab ID:** | **QC1326761** | **Batch:** | **391341** |
| **Matrix:** | **Water** | **Method:** | **EPA 8270C** | **Prep Method:** | **EPA 3510C** |

| QC1326761 Analyte | Result | Spiked | Units | Recovery | Qual | Limits |
|---|---|---|---|---|---|---|
| Phenol | 27.20 | 75.00 | ug/L | 36% | | 14-120 |
| 2-Chlorophenol | 57.46 | 75.00 | ug/L | 77% | | 46-120 |
| 1,4-Dichlorobenzene | 58.80 | 75.00 | ug/L | 78% | | 42-120 |
| 3-,4-Methylphenol | 52.34 | 75.00 | ug/L | 70% | | 40-120 |
| N-Nitroso-di-n-propylamine | 65.91 | 75.00 | ug/L | 88% | | 54-121 |
| 2,4-Dimethylphenol | 62.22 | 75.00 | ug/L | 83% | | 48-120 |
| 1,2,4-Trichlorobenzene | 61.56 | 75.00 | ug/L | 82% | | 45-120 |
| 4-Chloro-3-methylphenol | 68.32 | 75.00 | ug/L | 91% | | 60-121 |
| 2,4,5-Trichlorophenol | 67.06 | 75.00 | ug/L | 89% | | 62-124 |
| Acenaphthene | 61.89 | 75.00 | ug/L | 83% | | 56-120 |
| 4-Nitrophenol | 33.07 | 75.00 | ug/L | 44% | | 17-120 |
| 2,4-Dinitrotoluene | 74.04 | 75.00 | ug/L | 99% | | 69-127 |
| Pentachlorophenol | 65.20 | 75.00 | ug/L | 87% | | 51-120 |
| Pyrene | 75.70 | 75.00 | ug/L | 101% | | 68-123 |
| Chrysene | 71.54 | 75.00 | ug/L | 95% | | 66-120 |
| Benzo(b)fluoranthene | 79.87 | 75.00 | ug/L | 106% | | 67-120 |
| **Surrogates** | | | | | | |
| 2-Fluorophenol | 22.94 | 40.00 | ug/L | 57% | | 15-120 |
| Phenol-d6 | 14.45 | 40.00 | ug/L | 36% | | 15-120 |
| 2,4,6-Tribromophenol | 38.80 | 40.00 | ug/L | 97% | | 15-140 |
| Nitrobenzene-d5 | 34.90 | 40.00 | ug/L | 87% | | 15-123 |
| 2-Fluorobiphenyl | 33.70 | 40.00 | ug/L | 84% | | 15-120 |
| Terphenyl-d14 | 43.13 | 40.00 | ug/L | 108% | | 15-120 |

ENTHALPY ANALYTICAL

# Batch QC

| | | | | | |
|---|---|---|---|---|---|
| **Type:** | **Lab Control Sample Duplicate** | **Lab ID:** | **QC1326762** | **Batch:** | **391341** |
| **Matrix:** | **Water** | **Method:** | **EPA 8270C** | **Prep Method:** | **EPA 3510C** |

| QC1326762 Analyte | Result | Spiked | Units | Recovery | Qual | Limits | RPD | RPD Lim |
|---|---|---|---|---|---|---|---|---|
| Phenol | 24.04 | 75.00 | ug/L | 32% | | 14-120 | 12 | 52 |
| 2-Chlorophenol | 51.96 | 75.00 | ug/L | 69% | | 46-120 | 10 | 52 |
| 1,4-Dichlorobenzene | 53.12 | 75.00 | ug/L | 71% | | 42-120 | 10 | 53 |
| 3-,4-Methylphenol | 49.03 | 75.00 | ug/L | 65% | | 40-120 | 7 | 51 |
| N-Nitroso-di-n-propylamine | 64.87 | 75.00 | ug/L | 86% | | 54-121 | 2 | 52 |
| 2,4-Dimethylphenol | 60.94 | 75.00 | ug/L | 81% | | 48-120 | 2 | 52 |
| 1,2,4-Trichlorobenzene | 56.89 | 75.00 | ug/L | 76% | | 45-120 | 8 | 54 |
| 4-Chloro-3-methylphenol | 67.30 | 75.00 | ug/L | 90% | | 60-121 | 2 | 47 |
| 2,4,5-Trichlorophenol | 66.97 | 75.00 | ug/L | 89% | | 62-124 | 0 | 46 |
| Acenaphthene | 66.50 | 75.00 | ug/L | 89% | | 56-120 | 7 | 46 |
| 4-Nitrophenol | 34.12 | 75.00 | ug/L | 45% | | 17-120 | 3 | 44 |
| 2,4-Dinitrotoluene | 82.73 | 75.00 | ug/L | 110% | | 69-127 | 11 | 40 |
| Pentachlorophenol | 71.27 | 75.00 | ug/L | 95% | | 51-120 | 9 | 42 |
| Pyrene | 79.41 | 75.00 | ug/L | 106% | | 68-123 | 5 | 39 |
| Chrysene | 76.89 | 75.00 | ug/L | 103% | | 66-120 | 7 | 38 |
| Benzo(b)fluoranthene | 85.27 | 75.00 | ug/L | 114% | | 67-120 | 7 | 39 |
| **Surrogates** | | | | | | | | |
| 2-Fluorophenol | 19.55 | 40.00 | ug/L | 49% | | 15-120 | | |
| Phenol-d6 | 12.21 | 40.00 | ug/L | 31% | | 15-120 | | |
| 2,4,6-Tribromophenol | 43.27 | 40.00 | ug/L | 108% | | 15-140 | | |
| Nitrobenzene-d5 | 31.70 | 40.00 | ug/L | 79% | | 15-123 | | |
| 2-Fluorobiphenyl | 32.25 | 40.00 | ug/L | 81% | | 15-120 | | |
| Terphenyl-d14 | 44.38 | 40.00 | ug/L | 111% | | 15-120 | | |

ENTHALPY ANALYTICAL

# Batch QC

| Type: Blank | Lab ID: QC1326135 | Batch: 391164 |
|---|---|---|
| Matrix: Water | | |

| QC1326135 Analyte | Result | Qual | Units | RL | MDL | Prepared | Analyzed |
|---|---|---|---|---|---|---|---|
| Method: EPA 8081A<br>Prep Method: EPA 3510C | | | | | | | |
| alpha-BHC | ND | | ug/L | 0.05 | 0.01 | 12/28/25 | 01/02/26 |
| beta-BHC | ND | | ug/L | 0.05 | 0.01 | 12/28/25 | 01/02/26 |
| gamma-BHC | ND | | ug/L | 0.05 | 0.008 | 12/28/25 | 01/02/26 |
| delta-BHC | ND | | ug/L | 0.05 | 0.008 | 12/28/25 | 01/02/26 |
| Heptachlor | ND | | ug/L | 0.05 | 0.02 | 12/28/25 | 01/02/26 |
| Aldrin | ND | | ug/L | 0.05 | 0.02 | 12/28/25 | 01/02/26 |
| Heptachlor epoxide | ND | | ug/L | 0.05 | 0.01 | 12/28/25 | 01/02/26 |
| Endosulfan I | ND | | ug/L | 0.05 | 0.01 | 12/28/25 | 01/02/26 |
| Dieldrin | ND | | ug/L | 0.1 | 0.01 | 12/28/25 | 01/02/26 |
| 4,4'-DDE | ND | | ug/L | 0.1 | 0.02 | 12/28/25 | 01/02/26 |
| Endrin | ND | | ug/L | 0.1 | 0.01 | 12/28/25 | 01/02/26 |
| Endosulfan II | ND | | ug/L | 0.1 | 0.01 | 12/28/25 | 01/02/26 |
| Endosulfan sulfate | ND | | ug/L | 0.1 | 0.01 | 12/28/25 | 01/02/26 |
| 4,4'-DDD | ND | | ug/L | 0.1 | 0.02 | 12/28/25 | 01/02/26 |
| Endrin aldehyde | ND | | ug/L | 0.1 | 0.02 | 12/28/25 | 01/02/26 |
| Endrin ketone | ND | | ug/L | 0.1 | 0.02 | 12/28/25 | 01/02/26 |
| 4,4'-DDT | ND | | ug/L | 0.1 | 0.03 | 12/28/25 | 01/02/26 |
| Methoxychlor | ND | | ug/L | 0.1 | 0.02 | 12/28/25 | 01/02/26 |
| Toxaphene | ND | | ug/L | 2.0 | 0.6 | 12/28/25 | 01/02/26 |
| Chlordane (Technical) | ND | | ug/L | 1.0 | 0.2 | 12/28/25 | 01/02/26 |
| **Surrogates** | | | | **Limits** | | | |
| TCMX | 80% | | %REC | 29-120 | | 12/28/25 | 01/02/26 |
| Decachlorobiphenyl | 111% | | %REC | 33-132 | | 12/28/25 | 01/02/26 |
| Method: EPA 8082<br>Prep Method: EPA 3510C | | | | | | | |
| Aroclor-1016 | ND | | ug/L | 0.50 | 0.30 | 12/28/25 | 01/02/26 |
| Aroclor-1221 | ND | | ug/L | 0.50 | 0.35 | 12/28/25 | 01/02/26 |
| Aroclor-1232 | ND | | ug/L | 0.50 | 0.31 | 12/28/25 | 01/02/26 |
| Aroclor-1242 | ND | | ug/L | 0.50 | 0.41 | 12/28/25 | 01/02/26 |
| Aroclor-1248 | ND | | ug/L | 0.50 | 0.23 | 12/28/25 | 01/02/26 |
| Aroclor-1254 | ND | | ug/L | 0.50 | 0.35 | 12/28/25 | 01/02/26 |
| Aroclor-1260 | ND | | ug/L | 0.50 | 0.33 | 12/28/25 | 01/02/26 |
| Aroclor-1262 | ND | | ug/L | 0.50 | 0.40 | 12/28/25 | 01/02/26 |
| Aroclor-1268 | ND | | ug/L | 0.50 | 0.35 | 12/28/25 | 01/02/26 |
| **Surrogates** | | | | **Limits** | | | |
| Decachlorobiphenyl (PCB) | 97% | | %REC | 28-138 | | 12/28/25 | 01/02/26 |

ENTHALPY ANALYTICAL

# Batch QC

| | | | | | |
|---|---|---|---|---|---|
| **Type:** | **Lab Control Sample** | **Lab ID:** | **QC1326136** | **Batch:** | **391164** |
| **Matrix:** | **Water** | **Method:** | **EPA 8081A** | **Prep Method:** | **EPA 3510C** |

| QC1326136 Analyte | Result | Spiked | Units | Recovery | Qual | Limits |
|---|---|---|---|---|---|---|
| alpha-BHC | 0.5056 | 0.5000 | ug/L | 101% | | 66-121 |
| beta-BHC | 0.5148 | 0.5000 | ug/L | 103% | | 73-120 |
| gamma-BHC | 0.5284 | 0.5000 | ug/L | 106% | | 68-125 |
| delta-BHC | 0.5067 | 0.5000 | ug/L | 101% | | 68-131 |
| Heptachlor | 0.4968 | 0.5000 | ug/L | 99% | | 63-120 |
| Aldrin | 0.4739 | 0.5000 | ug/L | 95% | | 56-120 |
| Heptachlor epoxide | 0.4759 | 0.5000 | ug/L | 95% | | 65-120 |
| Endosulfan I | 0.5002 | 0.5000 | ug/L | 100% | | 68-124 |
| Dieldrin | 0.4852 | 0.5000 | ug/L | 97% | | 66-124 |
| 4,4'-DDE | 0.5087 | 0.5000 | ug/L | 102% | | 67-131 |
| Endrin | 0.5077 | 0.5000 | ug/L | 102% | | 68-135 |
| Endosulfan II | 0.5060 | 0.5000 | ug/L | 101% | | 71-130 |
| Endosulfan sulfate | 0.4924 | 0.5000 | ug/L | 98% | | 68-128 |
| 4,4'-DDD | 0.4491 | 0.5000 | ug/L | 90% | | 65-130 |
| Endrin aldehyde | 0.4743 | 0.5000 | ug/L | 95% | | 67-124 |
| Endrin ketone | 0.5051 | 0.5000 | ug/L | 101% | | 69-137 |
| 4,4'-DDT | 0.4808 | 0.5000 | ug/L | 96% | | 65-136 |
| Methoxychlor | 0.5280 | 0.5000 | ug/L | 106% | | 69-150 |
| **Surrogates** | | | | | | |
| TCMX | 0.4326 | 0.5000 | ug/L | 87% | | 29-120 |
| Decachlorobiphenyl | 0.5334 | 0.5000 | ug/L | 107% | | 33-132 |

ENTHALPY ANALYTICAL

# Batch QC

| Type: | Lab Control Sample Duplicate | Lab ID: | QC1326137 | Batch: | 391164 |
|---|---|---|---|---|---|
| Matrix: | Water | Method: | EPA 8081A | Prep Method: | EPA 3510C |

| QC1326137 Analyte | Result | Spiked | Units | Recovery | Qual | Limits | RPD | RPD Lim |
|---|---|---|---|---|---|---|---|---|
| alpha-BHC | 0.4945 | 0.5000 | ug/L | 99% | | 66-121 | 2 | 20 |
| beta-BHC | 0.5117 | 0.5000 | ug/L | 102% | | 73-120 | 1 | 20 |
| gamma-BHC | 0.5200 | 0.5000 | ug/L | 104% | | 68-125 | 2 | 20 |
| delta-BHC | 0.5048 | 0.5000 | ug/L | 101% | | 68-131 | 0 | 20 |
| Heptachlor | 0.4939 | 0.5000 | ug/L | 99% | | 63-120 | 1 | 24 |
| Aldrin | 0.4617 | 0.5000 | ug/L | 92% | | 56-120 | 3 | 30 |
| Heptachlor epoxide | 0.4768 | 0.5000 | ug/L | 95% | | 65-120 | 0 | 20 |
| Endosulfan I | 0.5040 | 0.5000 | ug/L | 101% | | 68-124 | 1 | 20 |
| Dieldrin | 0.4903 | 0.5000 | ug/L | 98% | | 66-124 | 1 | 22 |
| 4,4'-DDE | 0.5144 | 0.5000 | ug/L | 103% | | 67-131 | 1 | 21 |
| Endrin | 0.5135 | 0.5000 | ug/L | 103% | | 68-135 | 1 | 20 |
| Endosulfan II | 0.5161 | 0.5000 | ug/L | 103% | | 71-130 | 2 | 21 |
| Endosulfan sulfate | 0.4974 | 0.5000 | ug/L | 99% | | 68-128 | 1 | 21 |
| 4,4'-DDD | 0.4644 | 0.5000 | ug/L | 93% | | 65-130 | 3 | 22 |
| Endrin aldehyde | 0.4789 | 0.5000 | ug/L | 96% | | 67-124 | 1 | 20 |
| Endrin ketone | 0.5135 | 0.5000 | ug/L | 103% | | 69-137 | 2 | 21 |
| 4,4'-DDT | 0.4884 | 0.5000 | ug/L | 98% | | 65-136 | 2 | 23 |
| Methoxychlor | 0.5445 | 0.5000 | ug/L | 109% | | 69-150 | 3 | 23 |
| **Surrogates** | | | | | | | | |
| TCMX | 0.4280 | 0.5000 | ug/L | 86% | | 29-120 | | |
| Decachlorobiphenyl | 0.5563 | 0.5000 | ug/L | 111% | | 33-132 | | |

| Type: | Lab Control Sample | Lab ID: | QC1326138 | Batch: | 391164 |
|---|---|---|---|---|---|
| Matrix: | Water | Method: | EPA 8082 | Prep Method: | EPA 3510C |

| QC1326138 Analyte | Result | Spiked | Units | Recovery | Qual | Limits |
|---|---|---|---|---|---|---|
| Aroclor-1016 | 4.703 | 5.000 | ug/L | 94% | | 69-120 |
| Aroclor-1260 | 4.570 | 5.000 | ug/L | 91% | | 72-124 |
| **Surrogates** | | | | | | |
| Decachlorobiphenyl (PCB) | 0.4475 | 0.5000 | ug/L | 90% | | 28-138 |

| Type: | Lab Control Sample Duplicate | Lab ID: | QC1326139 | Batch: | 391164 |
|---|---|---|---|---|---|
| Matrix: | Water | Method: | EPA 8082 | Prep Method: | EPA 3510C |

| QC1326139 Analyte | Result | Spiked | Units | Recovery | Qual | Limits | RPD | RPD Lim |
|---|---|---|---|---|---|---|---|---|
| Aroclor-1016 | 4.725 | 5.000 | ug/L | 94% | | 69-120 | 0 | 22 |
| Aroclor-1260 | 4.752 | 5.000 | ug/L | 95% | | 72-124 | 4 | 25 |
| **Surrogates** | | | | | | | | |
| Decachlorobiphenyl (PCB) | 0.4812 | 0.5000 | ug/L | 96% | | 28-138 | | |

ENTHALPY ANALYTICAL

# Batch QC

| Type: | Lab Control Sample | Lab ID: | QC1326028 | Batch: | 391133 |
|---|---|---|---|---|---|
| Matrix: | Water | Method: | EPA 8260B | Prep Method: | EPA 5030B |

| QC1326028 Analyte | Result | Spiked | Units | Recovery | Qual | Limits |
|---|---|---|---|---|---|---|
| 1,1-Dichloroethene | 47.15 | 50.00 | ug/L | 94% | | 69-128 |
| MTBE | 46.49 | 50.00 | ug/L | 93% | | 66-125 |
| Benzene | 45.17 | 50.00 | ug/L | 90% | | 76-121 |
| Trichloroethene | 46.72 | 50.00 | ug/L | 93% | | 76-124 |
| Toluene | 50.48 | 50.00 | ug/L | 101% | | 76-120 |
| Chlorobenzene | 47.43 | 50.00 | ug/L | 95% | | 78-120 |
| **Surrogates** | | | | | | |
| Dibromofluoromethane | 49.24 | 50.00 | ug/L | 98% | | 70-130 |
| 1,2-Dichloroethane-d4 | 52.53 | 50.00 | ug/L | 105% | | 70-130 |
| Toluene-d8 | 49.15 | 50.00 | ug/L | 98% | | 70-130 |
| Bromofluorobenzene | 49.11 | 50.00 | ug/L | 98% | | 70-130 |

| Type: | Lab Control Sample Duplicate | Lab ID: | QC1326029 | Batch: | 391133 |
|---|---|---|---|---|---|
| Matrix: | Water | Method: | EPA 8260B | Prep Method: | EPA 5030B |

| QC1326029 Analyte | Result | Spiked | Units | Recovery | Qual | Limits | RPD | RPD Lim |
|---|---|---|---|---|---|---|---|---|
| 1,1-Dichloroethene | 46.48 | 50.00 | ug/L | 93% | | 69-128 | 1 | 23 |
| MTBE | 45.74 | 50.00 | ug/L | 91% | | 66-125 | 2 | 22 |
| Benzene | 44.69 | 50.00 | ug/L | 89% | | 76-121 | 1 | 21 |
| Trichloroethene | 44.05 | 50.00 | ug/L | 88% | | 76-124 | 6 | 22 |
| Toluene | 48.05 | 50.00 | ug/L | 96% | | 76-120 | 5 | 21 |
| Chlorobenzene | 44.71 | 50.00 | ug/L | 89% | | 78-120 | 6 | 20 |
| **Surrogates** | | | | | | | | |
| Dibromofluoromethane | 50.77 | 50.00 | ug/L | 102% | | 70-130 | | |
| 1,2-Dichloroethane-d4 | 51.51 | 50.00 | ug/L | 103% | | 70-130 | | |
| Toluene-d8 | 49.59 | 50.00 | ug/L | 99% | | 70-130 | | |
| Bromofluorobenzene | 47.99 | 50.00 | ug/L | 96% | | 70-130 | | |

ENTHALPY ANALYTICAL

# Batch QC

| | | | | | |
|---|---|---|---|---|---|
| **Type:** | **Blank** | **Lab ID:** | **QC1326034** | **Batch:** | **391133** |
| **Matrix:** | **Water** | **Method:** | **EPA 8260B** | **Prep Method:** | **EPA 5030B** |

| QC1326034 Analyte | Result | Qual | Units | RL | MDL | Prepared | Analyzed |
|---|---|---|---|---|---|---|---|
| Carbon Disulfide | ND | | ug/L | 5.0 | 0.1 | 12/27/25 | 12/27/25 |
| Chloroprene | ND | | ug/L | 200 | 0.4 | 12/27/25 | 12/27/25 |
| 3-Chloropropene | ND | | ug/L | 5.0 | 0.3 | 12/27/25 | 12/27/25 |
| Ethyl methacrylate | ND | | ug/L | 50 | 2.1 | 12/27/25 | 12/27/25 |
| Ethanol | ND | | ug/L | 500 | 110 | 12/27/25 | 12/27/25 |
| 2-Hexanone | ND | | ug/L | 5.0 | 1.1 | 12/27/25 | 12/27/25 |
| Isopropanol (IPA) | ND | | ug/L | 200 | 52 | 12/27/25 | 12/27/25 |
| Methyl acrylonitrile | ND | | ug/L | 35 | 3.7 | 12/27/25 | 12/27/25 |
| Vinyl Acetate | ND | | ug/L | 50 | 15 | 12/27/25 | 12/27/25 |
| Acrolein | ND | | ug/L | 200 | 2.7 | 12/27/25 | 12/27/25 |
| Acrylonitrile | ND | | ug/L | 10 | 0.7 | 12/27/25 | 12/27/25 |
| Freon 12 | ND | | ug/L | 5.0 | 0.08 | 12/27/25 | 12/27/25 |
| Chloromethane | ND | | ug/L | 5.0 | 0.09 | 12/27/25 | 12/27/25 |
| Vinyl Chloride | ND | | ug/L | 5.0 | 0.06 | 12/27/25 | 12/27/25 |
| Bromomethane | ND | | ug/L | 5.0 | 0.1 | 12/27/25 | 12/27/25 |
| Chloroethane | ND | | ug/L | 5.0 | 0.1 | 12/27/25 | 12/27/25 |
| Trichlorofluoromethane | ND | | ug/L | 5.0 | 0.05 | 12/27/25 | 12/27/25 |
| Iodomethane | ND | | ug/L | 5.0 | | 12/27/25 | 12/27/25 |
| Acetone | ND | | ug/L | 100 | 5.0 | 12/27/25 | 12/27/25 |
| Freon 113 | ND | | ug/L | 5.0 | 0.1 | 12/27/25 | 12/27/25 |
| 1,1-Dichloroethene | ND | | ug/L | 5.0 | 0.09 | 12/27/25 | 12/27/25 |
| Methylene Chloride | ND | | ug/L | 10 | 0.2 | 12/27/25 | 12/27/25 |
| MTBE | ND | | ug/L | 5.0 | 0.08 | 12/27/25 | 12/27/25 |
| trans-1,2-Dichloroethene | ND | | ug/L | 5.0 | 0.1 | 12/27/25 | 12/27/25 |
| 1,1-Dichloroethane | ND | | ug/L | 5.0 | 0.06 | 12/27/25 | 12/27/25 |
| 2-Butanone | ND | | ug/L | 10 | 1.5 | 12/27/25 | 12/27/25 |
| cis-1,2-Dichloroethene | ND | | ug/L | 5.0 | 0.06 | 12/27/25 | 12/27/25 |
| 2,2-Dichloropropane | ND | | ug/L | 5.0 | 0.1 | 12/27/25 | 12/27/25 |
| Chloroform | ND | | ug/L | 5.0 | 0.08 | 12/27/25 | 12/27/25 |
| Bromochloromethane | ND | | ug/L | 5.0 | 0.2 | 12/27/25 | 12/27/25 |
| 1,1,1-Trichloroethane | ND | | ug/L | 5.0 | 0.07 | 12/27/25 | 12/27/25 |
| 1,1-Dichloropropene | ND | | ug/L | 5.0 | 0.07 | 12/27/25 | 12/27/25 |
| Carbon Tetrachloride | ND | | ug/L | 5.0 | 0.07 | 12/27/25 | 12/27/25 |
| 1,2-Dichloroethane | ND | | ug/L | 5.0 | 0.1 | 12/27/25 | 12/27/25 |
| Benzene | ND | | ug/L | 1.0 | 0.03 | 12/27/25 | 12/27/25 |
| Trichloroethene | ND | | ug/L | 5.0 | 0.05 | 12/27/25 | 12/27/25 |
| 1,2-Dichloropropane | ND | | ug/L | 5.0 | 0.1 | 12/27/25 | 12/27/25 |
| Bromodichloromethane | ND | | ug/L | 5.0 | 0.09 | 12/27/25 | 12/27/25 |
| Dibromomethane | ND | | ug/L | 5.0 | 0.1 | 12/27/25 | 12/27/25 |
| 4-Methyl-2-Pentanone | ND | | ug/L | 5.0 | 1.0 | 12/27/25 | 12/27/25 |
| cis-1,3-Dichloropropene | ND | | ug/L | 5.0 | 0.06 | 12/27/25 | 12/27/25 |
| Toluene | ND | | ug/L | 5.0 | 0.06 | 12/27/25 | 12/27/25 |
| trans-1,3-Dichloropropene | ND | | ug/L | 5.0 | 0.08 | 12/27/25 | 12/27/25 |
| 1,1,2-Trichloroethane | ND | | ug/L | 5.0 | 0.2 | 12/27/25 | 12/27/25 |
| 1,3-Dichloropropane | ND | | ug/L | 5.0 | 0.1 | 12/27/25 | 12/27/25 |
| Tetrachloroethene | ND | | ug/L | 5.0 | 0.1 | 12/27/25 | 12/27/25 |
| Dibromochloromethane | ND | | ug/L | 5.0 | 0.09 | 12/27/25 | 12/27/25 |

ENTHALPY ANALYTICAL

# Batch QC

| QC1326034 Analyte | Result | Qual | Units | RL | MDL | Prepared | Analyzed |
|---|---|---|---|---|---|---|---|
| 1,2-Dibromoethane | ND | | ug/L | 5.0 | 0.1 | 12/27/25 | 12/27/25 |
| Chlorobenzene | ND | | ug/L | 5.0 | 0.09 | 12/27/25 | 12/27/25 |
| 1,1,1,2-Tetrachloroethane | ND | | ug/L | 5.0 | 0.1 | 12/27/25 | 12/27/25 |
| Ethylbenzene | ND | | ug/L | 5.0 | 0.09 | 12/27/25 | 12/27/25 |
| m,p-Xylenes | ND | | ug/L | 5.0 | 0.1 | 12/27/25 | 12/27/25 |
| o-Xylene | ND | | ug/L | 5.0 | 0.06 | 12/27/25 | 12/27/25 |
| Styrene | ND | | ug/L | 5.0 | 0.09 | 12/27/25 | 12/27/25 |
| Bromoform | ND | | ug/L | 5.0 | 0.07 | 12/27/25 | 12/27/25 |
| Isopropylbenzene | ND | | ug/L | 5.0 | 0.05 | 12/27/25 | 12/27/25 |
| 1,1,2,2-Tetrachloroethane | ND | | ug/L | 5.0 | 0.07 | 12/27/25 | 12/27/25 |
| 1,2,3-Trichloropropane | ND | | ug/L | 5.0 | 0.1 | 12/27/25 | 12/27/25 |
| Propylbenzene | ND | | ug/L | 5.0 | 0.07 | 12/27/25 | 12/27/25 |
| Bromobenzene | ND | | ug/L | 5.0 | 0.03 | 12/27/25 | 12/27/25 |
| 1,3,5-Trimethylbenzene | ND | | ug/L | 5.0 | 0.06 | 12/27/25 | 12/27/25 |
| 2-Chlorotoluene | ND | | ug/L | 5.0 | 0.05 | 12/27/25 | 12/27/25 |
| 4-Chlorotoluene | ND | | ug/L | 5.0 | 0.06 | 12/27/25 | 12/27/25 |
| tert-Butylbenzene | ND | | ug/L | 5.0 | 0.03 | 12/27/25 | 12/27/25 |
| 1,2,4-Trimethylbenzene | ND | | ug/L | 5.0 | 0.03 | 12/27/25 | 12/27/25 |
| sec-Butylbenzene | ND | | ug/L | 5.0 | 0.06 | 12/27/25 | 12/27/25 |
| para-Isopropyl Toluene | ND | | ug/L | 5.0 | 0.07 | 12/27/25 | 12/27/25 |
| 1,3-Dichlorobenzene | ND | | ug/L | 5.0 | 0.06 | 12/27/25 | 12/27/25 |
| 1,4-Dichlorobenzene | ND | | ug/L | 5.0 | 0.09 | 12/27/25 | 12/27/25 |
| n-Butylbenzene | ND | | ug/L | 5.0 | 0.06 | 12/27/25 | 12/27/25 |
| 1,2-Dichlorobenzene | ND | | ug/L | 5.0 | 0.09 | 12/27/25 | 12/27/25 |
| 1,2-Dibromo-3-Chloropropane | ND | | ug/L | 5.0 | 0.5 | 12/27/25 | 12/27/25 |
| 1,2,4-Trichlorobenzene | ND | | ug/L | 5.0 | 0.07 | 12/27/25 | 12/27/25 |
| Hexachlorobutadiene | ND | | ug/L | 5.0 | 0.2 | 12/27/25 | 12/27/25 |
| 1,2,3-Trichlorobenzene | ND | | ug/L | 5.0 | 0.08 | 12/27/25 | 12/27/25 |
| cis-1,4-Dichloro-2-butene | ND | | ug/L | 5.0 | 0.4 | 12/27/25 | 12/27/25 |
| trans-1,4-Dichloro-2-butene | ND | | ug/L | 5.0 | 0.4 | 12/27/25 | 12/27/25 |
| Xylene (total) | ND | | ug/L | 5.0 | | 12/27/25 | 12/27/25 |
| **Surrogates** | | | | **Limits** | | | |
| Dibromofluoromethane | 95% | | %REC | 70-130 | | 12/27/25 | 12/27/25 |
| 1,2-Dichloroethane-d4 | 96% | | %REC | 70-130 | | 12/27/25 | 12/27/25 |
| Toluene-d8 | 101% | | %REC | 70-130 | | 12/27/25 | 12/27/25 |
| Bromofluorobenzene | 102% | | %REC | 70-130 | | 12/27/25 | 12/27/25 |

ENTHALPY ANALYTICAL

# Batch QC

| Type: | Matrix Spike | Lab ID: | QC1326062 | Batch: | 391133 |
|---|---|---|---|---|---|
| Matrix (Source ID): | Water (549575-001) | Method: | EPA 8260B | Prep Method: | EPA 5030B |

| QC1326062 Analyte | Result | Source Sample Result | Spiked | Units | Recovery | Qual | Limits | DF |
|---|---|---|---|---|---|---|---|---|
| 1,1-Dichloroethene | 12.47 | ND | 20.00 | ug/L | 62% | | 62-131 | 1 |
| MTBE | 12.83 | ND | 20.00 | ug/L | 64% | | 61-124 | 1 |
| Benzene | 12.16 | ND | 20.00 | ug/L | 61% | * | 70-123 | 1 |
| Trichloroethene | 11.50 | ND | 20.00 | ug/L | 57% | * | 65-131 | 1 |
| Toluene | 12.40 | ND | 20.00 | ug/L | 62% | * | 69-120 | 1 |
| Chlorobenzene | 12.33 | ND | 20.00 | ug/L | 62% | * | 72-121 | 1 |
| **Surrogates** | | | | | | | | |
| Dibromofluoromethane | 50.78 | | 50.00 | ug/L | 102% | | 70-130 | 1 |
| 1,2-Dichloroethane-d4 | 51.09 | | 50.00 | ug/L | 102% | | 70-130 | 1 |
| Toluene-d8 | 48.57 | | 50.00 | ug/L | 97% | | 70-130 | 1 |
| Bromofluorobenzene | 49.60 | | 50.00 | ug/L | 99% | | 70-130 | 1 |

| Type: | Matrix Spike Duplicate | Lab ID: | QC1326063 | Batch: | 391133 |
|---|---|---|---|---|---|
| Matrix (Source ID): | Water (549575-001) | Method: | EPA 8260B | Prep Method: | EPA 5030B |

| QC1326063 Analyte | Result | Source Sample Result | Spiked | Units | Recovery | Qual | Limits | RPD | RPD Lim | DF |
|---|---|---|---|---|---|---|---|---|---|---|
| 1,1-Dichloroethene | 13.02 | ND | 20.00 | ug/L | 65% | | 62-131 | 4 | 31 | 1 |
| MTBE | 13.58 | ND | 20.00 | ug/L | 68% | | 61-124 | 6 | 30 | 1 |
| Benzene | 12.72 | ND | 20.00 | ug/L | 64% | * | 70-123 | 5 | 31 | 1 |
| Trichloroethene | 12.44 | ND | 20.00 | ug/L | 62% | * | 65-131 | 8 | 31 | 1 |
| Toluene | 12.97 | ND | 20.00 | ug/L | 65% | * | 69-120 | 5 | 29 | 1 |
| Chlorobenzene | 12.83 | ND | 20.00 | ug/L | 64% | * | 72-121 | 4 | 29 | 1 |
| **Surrogates** | | | | | | | | | | |
| Dibromofluoromethane | 50.82 | | 50.00 | ug/L | 102% | | 70-130 | | | 1 |
| 1,2-Dichloroethane-d4 | 51.13 | | 50.00 | ug/L | 102% | | 70-130 | | | 1 |
| Toluene-d8 | 49.29 | | 50.00 | ug/L | 99% | | 70-130 | | | 1 |
| Bromofluorobenzene | 50.28 | | 50.00 | ug/L | 101% | | 70-130 | | | 1 |

| Type: | Blank | Lab ID: | QC1326671 | Batch: | 391320 |
|---|---|---|---|---|---|
| Matrix: | Water | Method: | SM 4500-CN-E | Prep Method: | METHOD |

| QC1326671 Analyte | Result | Qual | Units | RL | MDL | Prepared | Analyzed |
|---|---|---|---|---|---|---|---|
| Cyanide | ND | | mg/L | 0.0050 | 0.0017 | 12/30/25 | 12/31/25 |

| Type: | Lab Control Sample | Lab ID: | QC1326672 | Batch: | 391320 |
|---|---|---|---|---|---|
| Matrix: | Water | Method: | SM 4500-CN-E | Prep Method: | METHOD |

| QC1326672 Analyte | Result | Spiked | Units | Recovery | Qual | Limits |
|---|---|---|---|---|---|---|
| Cyanide | 0.1066 | 0.1000 | mg/L | 107% | | 85-115 |

ENTHALPY ANALYTICAL

# Batch QC

| | | | | | |
|---|---|---|---|---|---|
| **Type:** | **Matrix Spike** | **Lab ID:** | **QC1326673** | **Batch:** | **391320** |
| **Matrix (Source ID):** | **Water (549637-003)** | **Method:** | **SM 4500-CN-E** | **Prep Method:** | **METHOD** |

| QC1326673 Analyte | Result | Source Sample Result | Spiked | Units | Recovery | Qual | Limits | DF |
|---|---|---|---|---|---|---|---|---|
| Cyanide | 0.1007 | ND | 0.1000 | mg/L | 101% | | 80-120 | 0.5 |

| | | | | | |
|---|---|---|---|---|---|
| **Type:** | **Matrix Spike Duplicate** | **Lab ID:** | **QC1326674** | **Batch:** | **391320** |
| **Matrix (Source ID):** | **Water (549637-003)** | **Method:** | **SM 4500-CN-E** | **Prep Method:** | **METHOD** |

| QC1326674 Analyte | Result | Source Sample Result | Spiked | Units | Recovery | Qual | Limits | RPD | RPD Lim | DF |
|---|---|---|---|---|---|---|---|---|---|---|
| Cyanide | 0.1024 | ND | 0.1000 | mg/L | 102% | | 80-120 | 2 | 20 | 0.5 |

| | | | | | |
|---|---|---|---|---|---|
| **Type:** | **Matrix Spike** | **Lab ID:** | **QC1326709** | **Batch:** | **391320** |
| **Matrix (Source ID):** | **Water (549849-001)** | **Method:** | **SM 4500-CN-E** | **Prep Method:** | **METHOD** |

| QC1326709 Analyte | Result | Source Sample Result | Spiked | Units | Recovery | Qual | Limits | DF |
|---|---|---|---|---|---|---|---|---|
| Cyanide | 0.0008465 | ND | 0.1000 | mg/L | 0% | ND,NM | 80-120 | 0.5 |

| | | | | | |
|---|---|---|---|---|---|
| **Type:** | **Matrix Spike Duplicate** | **Lab ID:** | **QC1326710** | **Batch:** | **391320** |
| **Matrix (Source ID):** | **Water (549849-001)** | **Method:** | **SM 4500-CN-E** | **Prep Method:** | **METHOD** |

| QC1326710 Analyte | Result | Source Sample Result | Spiked | Units | Recovery | Qual | Limits | RPD | RPD Lim | DF |
|---|---|---|---|---|---|---|---|---|---|---|
| Cyanide | -0.0001608 | ND | 0.1000 | mg/L | 0% | ND,NM | 80-120 | 294* | 20 | 0.5 |

| | | | | | |
|---|---|---|---|---|---|
| **Type:** | **Matrix Spike** | **Lab ID:** | **QC1327015** | **Batch:** | **391411** |
| **Matrix (Source ID):** | **Water (549813-006)** | **Method:** | **SM 4500-P-B5-E** | | |

| QC1327015 Analyte | Result | Source Sample Result | Spiked | Units | Recovery | Qual | Limits | DF |
|---|---|---|---|---|---|---|---|---|
| Phosphorus | 0.3890 | ND | 0.4000 | mg/L | 97% | | 75-125 | 1 |

| | | | | | |
|---|---|---|---|---|---|
| **Type:** | **Matrix Spike Duplicate** | **Lab ID:** | **QC1327016** | **Batch:** | **391411** |
| **Matrix (Source ID):** | **Water (549813-006)** | **Method:** | **SM 4500-P-B5-E** | | |

| QC1327016 Analyte | Result | Source Sample Result | Spiked | Units | Recovery | Qual | Limits | RPD | RPD Lim | DF |
|---|---|---|---|---|---|---|---|---|---|---|
| Phosphorus | 0.3950 | ND | 0.4000 | mg/L | 99% | | 75-125 | 2 | 20 | 1 |

ENTHALPY ANALYTICAL

# Batch QC

**Type: Blank** **Lab ID: QC1327017** **Batch: 391411**
**Matrix: Water** **Method: SM 4500-P-B5-E**

| QC1327017 Analyte | Result | Qual | Units | RL | MDL | Prepared | Analyzed |
|---|---|---|---|---|---|---|---|
| Phosphorus | ND | | mg/L | 0.020 | 0.014 | 12/31/25 | 01/05/26 |

**Type: Lab Control Sample** **Lab ID: QC1327018** **Batch: 391411**
**Matrix: Water** **Method: SM 4500-P-B5-E**

| QC1327018 Analyte | Result | Spiked | Units | Recovery | Qual | Limits |
|---|---|---|---|---|---|---|
| Phosphorus | 0.4000 | 0.4000 | mg/L | 100% | | 80-120 |

**Type: Blank** **Lab ID: QC1325998** **Batch: 391121**
**Matrix: Water** **Method: SM 4500-S2-D** **Prep Method: METHOD**

| QC1325998 Analyte | Result | Qual | Units | RL | MDL | Prepared | Analyzed |
|---|---|---|---|---|---|---|---|
| Sulfide | ND | | mg/L | 0.10 | | 12/26/25 | 12/26/25 |

**Type: Lab Control Sample** **Lab ID: QC1325999** **Batch: 391121**
**Matrix: Water** **Method: SM 4500-S2-D** **Prep Method: METHOD**

| QC1325999 Analyte | Result | Spiked | Units | Recovery | Qual | Limits |
|---|---|---|---|---|---|---|
| Sulfide | 0.9000 | 1.000 | mg/L | 90% | | 90-110 |

**Type: Matrix Spike** **Lab ID: QC1326002** **Batch: 391121**
**Matrix (Source ID): Water (549605-001)** **Method: SM 4500-S2-D** **Prep Method: METHOD**

| QC1326002 Analyte | Result | Source Sample Result | Spiked | Units | Recovery | Qual | Limits | DF |
|---|---|---|---|---|---|---|---|---|
| Sulfide | 0.9000 | ND | 1.000 | mg/L | 90% | | 80-120 | 1 |

**Type: Matrix Spike Duplicate** **Lab ID: QC1326003** **Batch: 391121**
**Matrix (Source ID): Water (549605-001)** **Method: SM 4500-S2-D** **Prep Method: METHOD**

| QC1326003 Analyte | Result | Source Sample Result | Spiked | Units | Recovery | Qual | Limits | RPD | RPD Lim | DF |
|---|---|---|---|---|---|---|---|---|---|---|
| Sulfide | 0.9000 | ND | 1.000 | mg/L | 90% | | 80-120 | 0 | 20 | 1 |

**Type: Blank** **Lab ID: QC1326104** **Batch: 391156**
**Matrix: Water** **Method: SM 5310B** **Prep Method: SM 5310B**

| QC1326104 Analyte | Result | Qual | Units | RL | MDL | Prepared | Analyzed |
|---|---|---|---|---|---|---|---|
| Total Organic Carbon | ND | | mg/L | 1.0 | 0.49 | 12/28/25 | 12/28/25 |

ENTHALPY ANALYTICAL

# Batch QC

| Type: Lab Control Sample | Lab ID: QC1326105 | Batch: 391156 |
|---|---|---|
| Matrix: Water | Method: SM 5310B | Prep Method: SM 5310B |

| QC1326105 Analyte | Result | Spiked | Units | Recovery | Qual | Limits |
|---|---|---|---|---|---|---|
| Total Organic Carbon | 22.35 | 25.00 | mg/L | 89% | | 85-115 |

| Type: Matrix Spike | Lab ID: QC1326124 | Batch: 391156 |
|---|---|---|
| Matrix (Source ID): Water (549566-001) | Method: SM 5310B | Prep Method: SM 5310B |

| QC1326124 Analyte | Result | Source Sample Result | Spiked | Units | Recovery | Qual | Limits | DF |
|---|---|---|---|---|---|---|---|---|
| Total Organic Carbon | 26.64 | 2.724 | 25.00 | mg/L | 96% | | 75-125 | 1 |

| Type: Matrix Spike Duplicate | Lab ID: QC1326125 | Batch: 391156 |
|---|---|---|
| Matrix (Source ID): Water (549566-001) | Method: SM 5310B | Prep Method: SM 5310B |

| QC1326125 Analyte | Result | Source Sample Result | Spiked | Units | Recovery | Qual | Limits | RPD | RPD Lim | DF |
|---|---|---|---|---|---|---|---|---|---|---|
| Total Organic Carbon | 27.64 | 2.724 | 25.00 | mg/L | 100% | | 75-125 | 4 | 25 | 1 |

| Type: Sample Duplicate | Lab ID: QC1325644 | Batch: 391026 |
|---|---|---|
| Matrix (Source ID): Water (549730-001) | Method: SM2130B | |

| QC1325644 Analyte | Result | Source Sample Result | Units | Qual | RPD | RPD Lim | DF |
|---|---|---|---|---|---|---|---|
| Turbidity | 2,344 | 2348 | NTU | | 0 | 20 | 4 |

| Type: Blank | Lab ID: QC1325855 | Batch: 391081 |
|---|---|---|
| Matrix: Water | Method: SM2320B | Prep Method: METHOD |

| QC1325855 Analyte | Result | Qual | Units | RL | MDL | Prepared | Analyzed |
|---|---|---|---|---|---|---|---|
| Bicarbonate | ND | | mg/L | 2.0 | | 12/26/25 | 12/26/25 |
| Alkalinity, Total as CaCO3 | ND | | mg/L | 2.0 | | 12/26/25 | 12/26/25 |

| Type: Lab Control Sample | Lab ID: QC1325856 | Batch: 391081 |
|---|---|---|
| Matrix: Water | Method: SM2320B | Prep Method: METHOD |

| QC1325856 Analyte | Result | Spiked | Units | Recovery | Qual | Limits |
|---|---|---|---|---|---|---|
| Alkalinity, Total as CaCO3 | 964.2 | 1000 | mg/L | 96% | | 90-110 |

ENTHALPY ANALYTICAL

# Batch QC

| Type: | Sample Duplicate | Lab ID: | QC1325858 | Batch: | 391081 |
|---|---|---|---|---|---|
| Matrix (Source ID): | Water (549566-001) | Method: | SM2320B | Prep Method: | METHOD |

| QC1325858 Analyte | Result | Source Sample Result | Units | Qual | RPD | RPD Lim | DF |
|---|---|---|---|---|---|---|---|
| Bicarbonate | 41.60 | 41.14 | mg/L | | 1 | 20 | 1 |
| Alkalinity, Total as CaCO3 | 34.10 | 33.72 | mg/L | | 1 | 20 | 1 |

| Type: | Sample Duplicate | Lab ID: | QC1326243 | Batch: | 391192 |
|---|---|---|---|---|---|
| Matrix (Source ID): | Water (549730-001) | Method: | SM2510B | Prep Method: | METHOD |

| QC1326243 Analyte | Result | Source Sample Result | Units | Qual | RPD | RPD Lim | DF |
|---|---|---|---|---|---|---|---|
| Specific Conductance | 543.2 | 535.5 | umhos/cm | | 1 | 20 | 1 |

| Type: | Sample Duplicate | Lab ID: | QC1326299 | Batch: | 391192 |
|---|---|---|---|---|---|
| Matrix (Source ID): | Water (549322-001) | Method: | SM2510B | Prep Method: | METHOD |

| QC1326299 Analyte | Result | Source Sample Result | Units | Qual | RPD | RPD Lim | DF |
|---|---|---|---|---|---|---|---|
| Specific Conductance | 16,510 | 16600 | umhos/cm | | 1 | 20 | 1 |

| Type: | Blank | Lab ID: | QC1326240 | Batch: | 391172 |
|---|---|---|---|---|---|
| Matrix: | Water | Method: | SM2540C | Prep Method: | METHOD |

| QC1326240 Analyte | Result | Qual | Units | RL | MDL | Prepared | Analyzed |
|---|---|---|---|---|---|---|---|
| Total Dissolved Solids | ND | | mg/L | 20 | | 12/29/25 | 12/31/25 |

| Type: | Lab Control Sample | Lab ID: | QC1326241 | Batch: | 391172 |
|---|---|---|---|---|---|
| Matrix: | Water | Method: | SM2540C | Prep Method: | METHOD |

| QC1326241 Analyte | Result | Spiked | Units | Recovery | Qual | Limits |
|---|---|---|---|---|---|---|
| Total Dissolved Solids | 1,014 | 1000 | mg/L | 101% | | 90-110 |

| Type: | Sample Duplicate | Lab ID: | QC1326242 | Batch: | 391172 |
|---|---|---|---|---|---|
| Matrix (Source ID): | Water (549730-001) | Method: | SM2540C | Prep Method: | METHOD |

| QC1326242 Analyte | Result | Source Sample Result | Units | Qual | RPD | RPD Lim | DF |
|---|---|---|---|---|---|---|---|
| Total Dissolved Solids | 472.0 | 442.0 | mg/L | | 7* | 5 | 2 |

| Type: | Blank | Lab ID: | QC1325925 | Batch: | 391103 |
|---|---|---|---|---|---|
| Matrix: | Water | Method: | SM2540D | Prep Method: | METHOD |

| QC1325925 Analyte | Result | Qual | Units | RL | MDL | Prepared | Analyzed |
|---|---|---|---|---|---|---|---|
| Total Suspended Solids | ND | | mg/L | 0.5 | | 12/26/25 | 12/26/25 |

ENTHALPY ANALYTICAL

# Batch QC

| Type: Lab Control Sample | Lab ID: QC1325926 | Batch: 391103 |
|---|---|---|
| Matrix: Water | Method: SM2540D | Prep Method: METHOD |

| QC1325926 Analyte | Result | Spiked | Units | Recovery | Qual | Limits |
|---|---|---|---|---|---|---|
| Total Suspended Solids | 99.30 | 100.0 | mg/L | 99% | | 90-110 |

| Type: Lab Control Sample Duplicate | Lab ID: QC1325927 | Batch: 391103 |
|---|---|---|
| Matrix: Water | Method: SM2540D | Prep Method: METHOD |

| QC1325927 Analyte | Result | Spiked | Units | Recovery | Qual | Limits | RPD | RPD Lim |
|---|---|---|---|---|---|---|---|---|
| Total Suspended Solids | 99.70 | 100.0 | mg/L | 100% | | 90-110 | 0 | 5 |

| Type: Sample Duplicate | Lab ID: QC1325928 | Batch: 391103 |
|---|---|---|
| Matrix (Source ID): Water (549651-001) | Method: SM2540D | Prep Method: METHOD |

| QC1325928 Analyte | Result | Source Sample Result | Units | Qual | RPD | RPD Lim | DF |
|---|---|---|---|---|---|---|---|
| Total Suspended Solids | 46.50 | 44.00 | mg/L | | 6* | 5 | 1 |

| Type: Sample Duplicate | Lab ID: QC1325929 | Batch: 391103 |
|---|---|---|
| Matrix (Source ID): Water (549812-001) | Method: SM2540D | Prep Method: METHOD |

| QC1325929 Analyte | Result | Source Sample Result | Units | Qual | RPD | RPD Lim | DF |
|---|---|---|---|---|---|---|---|
| Total Suspended Solids | 400.0 | 390.0 | mg/L | | 3 | 5 | 1 |

| Type: Blank | Lab ID: QC1325511 | Batch: 390990 |
|---|---|---|
| Matrix: Water | Method: SM5210B | Prep Method: METHOD |

| QC1325511 Analyte | Result | Qual | Units | RL | MDL | Prepared | Analyzed |
|---|---|---|---|---|---|---|---|
| Biochemical Oxygen Demand | ND | | mg/L | 3.0 | | 12/24/25 13:28 | 12/29/25 16:15 |

| Type: Lab Control Sample | Lab ID: QC1325512 | Batch: 390990 |
|---|---|---|
| Matrix: Water | Method: SM5210B | Prep Method: METHOD |

| QC1325512 Analyte | Result | Spiked | Units | Recovery | Qual | Limits |
|---|---|---|---|---|---|---|
| Biochemical Oxygen Demand | 180.8 | 198.0 | mg/L | 91% | | 84.6-115.4 |

| Type: Sample Duplicate | Lab ID: QC1325521 | Batch: 390990 |
|---|---|---|
| Matrix (Source ID): Water (549544-003) | Method: SM5210B | Prep Method: METHOD |

| QC1325521 Analyte | Result | Source Sample Result | Units | Qual | RPD | RPD Lim | DF |
|---|---|---|---|---|---|---|---|
| Biochemical Oxygen Demand | 2,773 | 2423 | mg/L | | 13 | 30 | 1 |

ENTHALPY ANALYTICAL

# Batch QC

| | | |
|---|---|---|
| **Type:** Blank | **Lab ID:** QC1326675 | **Batch:** 391311 |
| **Matrix:** Water | **Method:** SM5220D | **Prep Method:** SM 5220D |

| QC1326675 Analyte | Result | Qual | Units | RL | MDL | Prepared | Analyzed |
|---|---|---|---|---|---|---|---|
| Chemical Oxygen Demand | ND | | mg/L | 4.0 | 2.0 | 12/31/25 | 12/31/25 |

| | | |
|---|---|---|
| **Type:** Lab Control Sample | **Lab ID:** QC1326676 | **Batch:** 391311 |
| **Matrix:** Water | **Method:** SM5220D | **Prep Method:** SM 5220D |

| QC1326676 Analyte | Result | Spiked | Units | Recovery | Qual | Limits |
|---|---|---|---|---|---|---|
| Chemical Oxygen Demand | 100.0 | 100.0 | mg/L | 100% | | 90-110 |

| | | |
|---|---|---|
| **Type:** Matrix Spike | **Lab ID:** QC1326678 | **Batch:** 391311 |
| **Matrix (Source ID):** Water (549965-001) | **Method:** SM5220D | **Prep Method:** SM 5220D |

| QC1326678 Analyte | Result | Source Sample Result | Spiked | Units | Recovery | Qual | Limits | DF |
|---|---|---|---|---|---|---|---|---|
| Chemical Oxygen Demand | 172.0 | 77.00 | 100.0 | mg/L | 95% | | 75-125 | 2 |

| | | |
|---|---|---|
| **Type:** Matrix Spike Duplicate | **Lab ID:** QC1326679 | **Batch:** 391311 |
| **Matrix (Source ID):** Water (549965-001) | **Method:** SM5220D | **Prep Method:** SM 5220D |

| QC1326679 Analyte | Result | Source Sample Result | Spiked | Units | Recovery | Qual | Limits | RPD | RPD Lim | DF |
|---|---|---|---|---|---|---|---|---|---|---|
| Chemical Oxygen Demand | 174.0 | 77.00 | 100.0 | mg/L | 97% | | 75-125 | 1 | 20 | 2 |

* Value is outside QC limits
ND Not Detected
NM Not Meaningful

**Laboratory Job Number 549733**

**Subcontracted Products**

**Pace Laboratories**

Date of Report: 01/10/2026

David Tripp

Enthalpy Laboratories-Orange
931 West Barkley Avenue
Orange, CA 92868

| | |
|---|---|
| Client Project: | EO-549733 |
| Pace Project: | Chiquita Canyon Landfill Stormwater |
| Pace Work Order: | 2522096 |
| Invoice ID: | B529619 |

Enclosed are the results of analyses for samples received by the laboratory on 12/30/2025. If you have any questions concerning this report, please feel free to contact me.

Revised Report: This report supersedes Report ID 1001646184
Reason: Updated sample name

Sincerely,

Contact Person: Ragen Williams
Client Service Rep

Steven Bennett
Operations Manager

# Table of Contents


**Sample Information**

Chain of Custody and Cooler Receipt form ..... 3

Laboratory / Client Sample Cross Reference ..... 5

**Sample Results**

**2522096-01 - SOUTH**

Organo-Phosphorus Pesticide Analysis (EPA Method 8141A) ..... 6

**Quality Control Reports**

**Organo-Phosphorus Pesticide Analysis (EPA Method 8141A)**

Method Blank Analysis ..... 7

Laboratory Control Sample ..... 8

**Notes**

Notes and Definitions ..... 9

ENTHALPY ANALYTICAL

931 West Barkley Ave
Orange, CA 92868
(714) 771-6900

2522096

Subcontract Laboratory:
Pace Laboratories
4100 Atlas Court
Bakersfield, CA 93308
ATTN: Ragen Schallock
PO #: Required, to be sent via email

2522096

Enthalpy Order: EO-549733
PM: David Tripp
Email: david.tripp@enthalpy.com
CC: incomingreports@enthalpy.com
Phone: 657-581-4710

Results Due: Standard TAT
Report Level: II
Report To: MDL
EDDs: ELM_TransferOut (Standard Excel Transfer EDD, 3 tabs)

Notes:
Chiquita Canyon Landfill

| Sample ID | Collected | Lab ID | # Cont. | Matrix | Analysis Requested | Comment |
|---|---|---|---|---|---|---|
| OUTLET | 24-DEC-2025 09:10 | 549733-001 | 1 | Water | Organophosphorus Pesticides | |

| Notes: | Relinquished By: | Received By: |
|---|---|---|
| | [signature] | [signature] |
| | Date: 12.29.25 14:49 | Date: 12/30/25 0923 |
| | | |
| | Date: | Date: |
| | | |
| | Date: | Date: |

1 of 1

PACE ANALYTICAL — COOLER RECEIPT FORM — Page 1 Of 1

Submission #: 2522096

**SHIPPING INFORMATION**
Fed Ex ☑ UPS ☐ GSO / GLS ☐ Hand Delivery ☐
Pace Lab Field Service ☐ Other ☐ (Specify)_____

**SHIPPING CONTAINER**
Ice Chest ☑ None ☐ Box ☐
Other ☐ (Specify)_____

**FREE LIQUID**
YES ☐ NO ☐
W / S

Refrigerant: Ice ☑ Blue Ice ☐ None ☐ Other ☐ Comments:

Custody Seals: Ice Chest ☐ Intact? Yes ☐ No ☐ | Containers ☐ Intact? Yes ☐ No ☐ | None ☑ Comments:

All samples received? Yes ☑ No ☐ All samples containers intact? Yes ☑ No ☐ Description(s) match COC? Yes ☐ No ☐

COC Received ☑ YES ☐ NO

Emissivity: 0.97 Container: NA Thermometer ID: 337 Date/Time 12/30/25

Temperature: (A) 1.9 °C / (C) 1.8 °C Analyst Init JTL 0923

| SAMPLE CONTAINERS | SAMPLE NUMBERS 1 | 2 | 3 | 4 | 5 | 6 | 7 | 8 | 9 | 10 |
|---|---|---|---|---|---|---|---|---|---|---|
| QT PE UNPRES | | | | | | | | | | |
| 4oz / 8oz / 16oz PE UNPRES | | | | | | | | | | |
| 2oz Cr+6 | | | | | | | | | | |
| QT INORGANIC CHEMICAL METALS | | | | | | | | | | |
| INORGANIC CHEMICAL METALS 4oz / 8oz / 16oz | | | | | | | | | | |
| PT CYANIDE | | | | | | | | | | |
| PT NITROGEN FORMS | | | | | | | | | | |
| PT TOTAL SULFIDE | | | | | | | | | | |
| 2oz. NITRATE / NITRITE | | | | | | | | | | |
| PT TOTAL ORGANIC CARBON | | | | | | | | | | |
| PT CHEMICAL OXYGEN DEMAND | | | | | | | | | | |
| PtA PHENOLICS | | | | | | | | | | |
| 40ml VOA VIAL TRAVEL BLANK | | | | | | | | | | |
| 40ml VOA VIAL | | | | | | | | | | |
| QT EPA 1664B | | | | | | | | | | |
| PT ODOR | | | | | | | | | | |
| RADIOLOGICAL | | | | | | | | | | |
| BACTERIOLOGICAL | | | | | | | | | | |
| 40 ml VOA VIAL- 504 | | | | | | | | | | |
| QT EPA 508/608.3/8081A | | | | | | | | | | |
| QT EPA 515.1/8151A | | | | | | | | | | |
| QT EPA 525.2 | | | | | | | | | | |
| QT EPA 525.2 TRAVEL BLANK | | | | | | | | | | |
| 40ml EPA 547 | | | | | | | | | | |
| 40ml EPA 531.1 | | | | | | | | | | |
| 8oz EPA 548.1 | | | | | | | | | | |
| QT EPA 549.2 | | | | | | | | | | |
| QT EPA 8015M | | | | | | | | | | |
| QT EPA 8270C | | | | | | | | | | |
| 8oz / 16oz / 32oz AMBER | (5) A | | | | | | | | | |
| 8oz / 16oz / 32oz JAR | | | | | | | | | | |
| SOIL SLEEVE | | | | | | | | | | |
| PCB VIAL | | | | | | | | | | |
| PLASTIC BAG | | | | | | | | | | |
| TEDLAR BAG | | | | | | | | | | |
| FERROUS IRON | | | | | | | | | | |
| ENCORE | | | | | | | | | | |
| SMART KIT | | | | | | | | | | |
| SUMMA CANISTER | | | | | | | | | | |

CHK BY DWA SW DISTRIBUTION SUB OUT ☐

Comments:
Sample Numbering Completed By: JTL Date/Time: 0939 12/30/25
A = Actual / C = Corrected

Rev 23 05/20/22
[S:\WPDoc\WordPerfect\LAB_DOCS\FORMS\SAMREC rev 20]

*The results in this report apply to the samples analyzed in accordance with the chain of custody document. This analytical report must be reproduced in its entirety.*
All results listed in this report are for the exclusive use of the submitting party. Pace Analytical assumes no responsibility for report alteration, separation, detachment or third party interpretation.

Pace Analytical
ENVIRONMENTAL SCIENCES

Enthalpy Laboratories-Orange
931 West Barkley Avenue
Orange, CA 92868

**Reported:** 01/10/2026 19:20
Project: Chiquita Canyon Landfill Stormwater
Project Number: EO-549733
Project Manager: David Tripp

# Laboratory / Client Sample Cross Reference

| Laboratory | Client Sample Information | | | |
|---|---|---|---|---|
| **2522096-01** | **COC Number:** | — | **Receive Date:** | 12/30/2025 09:23 |
| | **Project Number:** | — | **Sampling Date:** | 12/24/2025 09:10 |
| | **Sampling Location:** | — | **Sample Depth:** | — |
| | **Sampling Point:** | SOUTH | **Lab Matrix:** | Water |
| | **Sampled By:** | client | **Sample Type:** | Water |

Pace Analytical®
ENVIRONMENTAL SCIENCES

Enthalpy Laboratories-Orange
931 West Barkley Avenue
Orange, CA 92868

**Reported:** 01/10/2026 19:20
Project: Chiquita Canyon Landfill Stormwater
Project Number: EO-549733
Project Manager: David Tripp

# Organo-Phosphorus Pesticide Analysis (EPA Method 8141A)

**Pace Sample ID:** 2522096-01 | **Client Sample Name:** SOUTH, 12/24/2025 9:10:00AM, client

| Constituent | Result | Units | PQL | MDL | Method | MB Bias | Lab Quals | DCN |
|---|---|---|---|---|---|---|---|---|
| Azinphos methyl | ND | ug/L | 0.50 | 0.12 | EPA-8141A | ND | | 1 |
| Bolstar | ND | ug/L | 0.20 | 0.050 | EPA-8141A | ND | | 1 |
| Chlorpyrifos | ND | ug/L | 0.20 | 0.050 | EPA-8141A | ND | | 1 |
| Coumaphos | ND | ug/L | 0.50 | 0.11 | EPA-8141A | ND | | 1 |
| Demeton O/S | ND | ug/L | 0.20 | 0.056 | EPA-8141A | ND | | 1 |
| Diazinon | ND | ug/L | 0.20 | 0.050 | EPA-8141A | ND | | 1 |
| Dichlorvos | ND | ug/L | 0.20 | 0.050 | EPA-8141A | ND | | 1 |
| Disulfoton | ND | ug/L | 0.20 | 0.050 | EPA-8141A | ND | | 1 |
| Ethoprop | ND | ug/L | 0.20 | 0.052 | EPA-8141A | ND | | 1 |
| Fensulfothion | ND | ug/L | 0.20 | 0.051 | EPA-8141A | ND | | 1 |
| Fenthion | ND | ug/L | 0.20 | 0.050 | EPA-8141A | ND | | 1 |
| Merphos | ND | ug/L | 0.20 | 0.050 | EPA-8141A | ND | | 1 |
| Methyl parathion | ND | ug/L | 0.20 | 0.050 | EPA-8141A | ND | | 1 |
| Mevinphos | ND | ug/L | 0.20 | 0.050 | EPA-8141A | ND | | 1 |
| Naled | ND | ug/L | 0.50 | 0.17 | EPA-8141A | ND | | 1 |
| Phorate | ND | ug/L | 0.20 | 0.066 | EPA-8141A | ND | | 1 |
| Ronnel (Fenchlorphos) | ND | ug/L | 0.20 | 0.050 | EPA-8141A | ND | | 1 |
| Stirophos (Tetrachlorvinphos) | ND | ug/L | 0.20 | 0.082 | EPA-8141A | ND | | 1 |
| Tokuthion (Prothiofos) | ND | ug/L | 0.20 | 0.050 | EPA-8141A | ND | | 1 |
| Trichloronate | ND | ug/L | 0.20 | 0.050 | EPA-8141A | ND | | 1 |
| Triphenylphosphate (Surrogate) | 26.0 | % | 50 - 130 (LCL - UCL) | | EPA-8141A | | S09 | 1 |

| DCN | Method | Prep Date | Run Date/Time | Analyst | Instrument | Dilution | QC Batch ID | Prep Method |
|---|---|---|---|---|---|---|---|---|
| 1 | EPA-8141A | 12/31/25 08:30 | 01/06/26 08:19 | HAH | GC-18 | 1 | B224902 | EPA 3510C |

DCN = Data Continuation Number

*The results in this report apply to the samples analyzed in accordance with the chain of custody document. This analytical report must be reproduced in its entirety.*
All results listed in this report are for the exclusive use of the submitting party. Pace Analytical assumes no responsibility for report alteration, separation, detachment or third party interpretation.

Pace Analytical
ENVIRONMENTAL SCIENCES

Enthalpy Laboratories-Orange
931 West Barkley Avenue
Orange, CA 92868

**Reported:** 01/10/2026 19:20
Project: Chiquita Canyon Landfill Stormwater
Project Number: EO-549733
Project Manager: David Tripp

# Organo-Phosphorus Pesticide Analysis (EPA Method 8141A)

## Quality Control Report - Method Blank Analysis

| Constituent | QC Sample ID | MB Result | Units | PQL | MDL | Lab Quals | Run # |
|---|---|---|---|---|---|---|---|
| **QC Batch ID: B224902** | | | | | | | |
| Azinphos methyl | B224902-BLK1 | ND | ug/L | 0.50 | 0.12 | | 1 |
| Bolstar | B224902-BLK1 | ND | ug/L | 0.20 | 0.050 | | 1 |
| Chlorpyrifos | B224902-BLK1 | ND | ug/L | 0.20 | 0.050 | | 1 |
| Coumaphos | B224902-BLK1 | ND | ug/L | 0.50 | 0.11 | | 1 |
| Demeton O/S | B224902-BLK1 | ND | ug/L | 0.20 | 0.056 | | 1 |
| Diazinon | B224902-BLK1 | ND | ug/L | 0.20 | 0.050 | | 1 |
| Dichlorvos | B224902-BLK1 | ND | ug/L | 0.20 | 0.050 | | 1 |
| Disulfoton | B224902-BLK1 | ND | ug/L | 0.20 | 0.050 | | 1 |
| Ethoprop | B224902-BLK1 | ND | ug/L | 0.20 | 0.052 | | 1 |
| Fensulfothion | B224902-BLK1 | ND | ug/L | 0.20 | 0.051 | | 1 |
| Fenthion | B224902-BLK1 | ND | ug/L | 0.20 | 0.050 | | 1 |
| Merphos | B224902-BLK1 | ND | ug/L | 0.20 | 0.050 | | 1 |
| Methyl parathion | B224902-BLK1 | ND | ug/L | 0.20 | 0.050 | | 1 |
| Mevinphos | B224902-BLK1 | ND | ug/L | 0.20 | 0.050 | | 1 |
| Naled | B224902-BLK1 | ND | ug/L | 0.50 | 0.17 | | 1 |
| Phorate | B224902-BLK1 | ND | ug/L | 0.20 | 0.066 | | 1 |
| Ronnel (Fenchlorphos) | B224902-BLK1 | ND | ug/L | 0.20 | 0.050 | | 1 |
| Stirophos (Tetrachlorvinphos) | B224902-BLK1 | ND | ug/L | 0.20 | 0.082 | | 1 |
| Tokuthion (Prothiofos) | B224902-BLK1 | ND | ug/L | 0.20 | 0.050 | | 1 |
| Trichloronate | B224902-BLK1 | ND | ug/L | 0.20 | 0.050 | | 1 |
| **Triphenylphosphate (Surrogate)** | **B224902-BLK1** | **91.6** | % | **50 - 130 (LCL - UCL)** | | | 1 |

| Run # | QC Sample ID | QC Type | Method | Prep Date | Run Date Time | Analyst | Instrument | Dilution |
|---|---|---|---|---|---|---|---|---|
| 1 | B224902-BLK1 | PB | EPA-8141A | 12/31/25 | 01/06/26 03:53 | HAH | GC-18 | 1 |

*The results in this report apply to the samples analyzed in accordance with the chain of custody document. This analytical report must be reproduced in its entirety.*
All results listed in this report are for the exclusive use of the submitting party. Pace Analytical assumes no responsibility for report alteration, separation, detachment or third party interpretation.

Pace Analytical
ENVIRONMENTAL SCIENCES

Enthalpy Laboratories-Orange
931 West Barkley Avenue
Orange, CA 92868

**Reported:** 01/10/2026 19:20
Project: Chiquita Canyon Landfill Stormwater
Project Number: EO-549733
Project Manager: David Tripp

# Organo-Phosphorus Pesticide Analysis (EPA Method 8141A)

## Quality Control Report - Laboratory Control Sample

| Constituent | QC Sample ID | Type | Result | Spike Level | Units | Percent Recovery | RPD | Control Limits Percent Recovery | Control Limits RPD | Lab Quals | Run # |
|---|---|---|---|---|---|---|---|---|---|---|---|
| **QC Batch ID: B224902** | | | | | | | | | | | |
| Bolstar | B224902-BS1 | LCS | 1.7200 | 2.0000 | ug/L | 86.0 | | 50 - 130 | | | 1 |
| | B224902-BSD1 | LCSD | 1.6700 | 2.0000 | ug/L | 83.5 | 2.9 | 50 - 130 | 30 | | 2 |
| Chlorpyrifos | B224902-BS1 | LCS | 1.8450 | 2.0000 | ug/L | 92.2 | | 60 - 120 | | | 1 |
| | B224902-BSD1 | LCSD | 1.8150 | 2.0000 | ug/L | 90.8 | 1.6 | 60 - 120 | 30 | | 2 |
| Diazinon | B224902-BS1 | LCS | 1.6050 | 2.0000 | ug/L | 80.2 | | 60 - 130 | | | 1 |
| | B224902-BSD1 | LCSD | 1.8150 | 2.0000 | ug/L | 90.8 | 12.3 | 60 - 130 | 30 | | 2 |
| Methyl parathion | B224902-BS1 | LCS | 1.6800 | 2.0000 | ug/L | 84.0 | | 60 - 120 | | | 1 |
| | B224902-BSD1 | LCSD | 1.7050 | 2.0000 | ug/L | 85.2 | 1.5 | 60 - 120 | 30 | | 2 |
| Mevinphos | B224902-BS1 | LCS | 1.4050 | 2.0000 | ug/L | 70.2 | | 50 - 120 | | | 1 |
| | B224902-BSD1 | LCSD | 1.5000 | 2.0000 | ug/L | 75.0 | 6.5 | 50 - 120 | 30 | | 2 |
| Ronnel (Fenchlorphos) | B224902-BS1 | LCS | 1.7900 | 2.0000 | ug/L | 89.5 | | 50 - 120 | | | 1 |
| | B224902-BSD1 | LCSD | 1.8900 | 2.0000 | ug/L | 94.5 | 5.4 | 50 - 120 | 30 | | 2 |
| Stirophos (Tetrachlorvinphos) | B224902-BS1 | LCS | 1.7850 | 2.0000 | ug/L | 89.2 | | 50 - 120 | | | 1 |
| | B224902-BSD1 | LCSD | 1.8000 | 2.0000 | ug/L | 90.0 | 0.8 | 50 - 120 | 30 | | 2 |
| Triphenylphosphate (Surrogate) | B224902-BS1 | LCS | 2.3600 | 2.5000 | ug/L | 94.4 | | 50 - 130 | | | 1 |
| | B224902-BSD1 | LCSD | 2.1750 | 2.5000 | ug/L | 87.0 | 8.2 | 50 - 130 | | | 2 |

| Run # | QC Sample ID | QC Type | Method | Prep Date | Run Date Time | Analyst | Instrument | Dilution |
|---|---|---|---|---|---|---|---|---|
| 1 | B224902-BS1 | LCS | EPA-8141A | 12/31/25 | 01/06/26 04:23 | HAH | GC-18 | 1 |
| 2 | B224902-BSD1 | LCSD | EPA-8141A | 12/31/25 | 01/06/26 04:52 | HAH | GC-18 | 1 |

*The results in this report apply to the samples analyzed in accordance with the chain of custody document. This analytical report must be reproduced in its entirety.*
All results listed in this report are for the exclusive use of the submitting party. Pace Analytical assumes no responsibility for report alteration, separation, detachment or third party interpretation.

Pace Analytical
ENVIRONMENTAL SCIENCES

| | |
|---|---|
| Enthalpy Laboratories-Orange<br>931 West Barkley Avenue<br>Orange, CA 92868 | **Reported:** 01/10/2026 19:20<br>Project: Chiquita Canyon Landfill Stormwater<br>Project Number: EO-549733<br>Project Manager: David Tripp |

## Notes And Definitions

| | |
|---|---|
| MDL | Method Detection Limit |
| ND | Analyte Not Detected |
| PQL | Practical Quantitation Limit |
| S09 | The surrogate recovery for this compound was not within the control limits. |

*The results in this report apply to the samples analyzed in accordance with the chain of custody document. This analytical report must be reproduced in its entirety.*
All results listed in this report are for the exclusive use of the submitting party. Pace Analytical assumes no responsibility for report alteration, separation, detachment or third party interpretation.

**Laboratory Job Number 549733**

**Subcontracted Products**

**McCampbell Analytical, Inc.**

# McCampbell Analytical, Inc.

*"When Quality Counts"*

# Analytical Report

**WorkOrder:** 2512J14

**Report Created for:** Enthalpy Analytical

931 West Barkley Avenue
Orange, CA 92868

**Project Contact:** David Tripp
**Project P.O.:** 079649
**Project:** EO-549733

**Project Location:**
**Project Received:** 12/30/2025

Analytical Report reviewed & approved for release on 01/06/2026 by:



Ana Venegas
Project Manager

***The report shall not be reproduced except in full, without the written approval of the laboratory. The analytical results relate only to the items tested. Results reported conform to the most current regulatory standards, where applicable, unless otherwise stated.***

1534 Willow Pass Rd. Pittsburg, CA 94565 ♦ TEL: (877) 252-9262 ♦ FAX: (925) 252-9269 ♦ www.mccampbell.com
CA ELAP 1644 ♦ ORELAP (NELAP) 4033 ♦ AIHA-LAP ID#232255 ♦ DoD-ELAP Cert # L22-757

McCampbell Analytical, Inc.
"When Quality Counts"

1534 Willow Pass Road, Pittsburg, CA 94565-1701
Toll Free Telephone: (877) 252-9262 / Fax: (925) 252-9269
http://www.mccampbell.com / E-mail: main@mccampbell.com

# Glossary of Terms & Qualifier Definitions

**Client:** Enthalpy Analytical **WorkOrder:** 2512J14

**Project:** EO-549733

## Glossary Abbreviation

| | |
|---|---|
| %D | Serial Dilution Percent Difference |
| 95% Interval | 95% Confident Interval |
| CCV | Continuing Calibration Verification. |
| CCV REC (%) | % recovery of Continuing Calibration Verification. |
| CPT | Consumer Product Testing not NELAP Accredited |
| DF | Dilution Factor |
| DI WET | (DISTLC) Waste Extraction Test using DI water |
| DISS | Dissolved (direct analysis of 0.45 µm filtered and acidified water sample) |
| DLT | Dilution Test (Serial Dilution) |
| DUP | Duplicate |
| EDL | Estimated Detection Limit |
| ERS | External reference sample. Second source calibration verification. |
| ITEF | International Toxicity Equivalence Factor |
| LCS | Laboratory Control Sample |
| LCS2 | Second LCS for the batch. Spike level is lower than that for the first LCS; applicable to method 1633. |
| LQL | Lowest Quantitation Level |
| MB | Method Blank |
| MB IS/SS % Rec | % Recovery of Internal Standard or Surrogate in Method Blank, if applicable |
| MB SS % Rec | % Recovery of Surrogate in Method Blank, if applicable |
| MDL | Method Detection Limit [1] |
| ML | Minimum Level of Quantitation |
| MS | Matrix Spike |
| MSD | Matrix Spike Duplicate |
| NA | Not Applicable |
| ND | Not detected at or above the indicated MDL or RL. |
| NR | Data Not Reported due to matrix interference or insufficient sample amount. |
| PDS | Post Digestion Spike |
| PF | Prep Factor |
| RD | Relative Difference |
| RL | Reporting Limit [2] |
| RPD | Relative Percent Difference |
| RRT | Relative Retention Time |
| RSD | Relative Standard Deviation |
| SNR | Surrogate is diluted out of the calibration range |

[1] MDL is the minimum measured concentration of a substance that can be reported with 99% confidence that the measured concentration is distinguishable from method blank results. Definition and Procedure for the Determination of the Method Detection Limit, Revision 2, 40CFR, Part 136, Appendix B, EPA 821-R-16-006, December 2016. Values are based upon our default extraction volume/amount and are subject to change.

[2] RL is the lowest level that can be reliably determined within specified limits of precision and accuracy during routine laboratory operating conditions. (The RL cannot be lower than the lowest calibration standard used in the initial calibration of the instrument and must be greater than the MDL.) Values are based upon our default extraction volume/amount and are subject to change.

McCampbell Analytical, Inc.
"When Quality Counts"

1534 Willow Pass Road, Pittsburg, CA 94565-1701
Toll Free Telephone: (877) 252-9262 / Fax: (925) 252-9269
http://www.mccampbell.com / E-mail: main@mccampbell.com

# Glossary of Terms & Qualifier Definitions

**Client:** Enthalpy Analytical **WorkOrder:** 2512J14

**Project:** EO-549733

| | |
|---|---|
| SPK Val | Spike Value |
| SPKRef Val | Spike Reference Value |
| SPLP | Synthetic Precipitation Leachate Procedure |
| ST | Sorbent Tube |
| TCLP | Toxicity Characteristic Leachate Procedure |
| TEQ | Toxicity Equivalents |
| TNTC | "Too Numerous to Count;" greater than 250 colonies observed on the plate. |
| TPH-Diesel | Sample results for semi-volatile TPH (diesel, kerosene, oil, etc) were calculated using a background subtraction procedure to correct for instrument baseline rise (column bleed) as described in Sec 7.7.2.2 of EPA 8015 B, C. |
| TZA | TimeZone Net Adjustment for sample collected outside of MAI's Coordinated Universal Time (UTC). (Adjustment for Daylight Saving is not accounted.) |
| WET (STLC) | Waste Extraction Test (Soluble Threshold Limit Concentration) |

## Analytical Qualifiers

| | |
|---|---|
| a3 | Sample diluted due to high organic content interfering with quantitative/or qualitative analysis. |
| b1 | Aqueous sample that contains greater than ~1 vol. % sediment |

## Quality Control Qualifiers

| | |
|---|---|
| F5 | LCS/LCSD recovery is outside of acceptance limits; however, the data is acceptable based upon the TNI allowable marginal exceedances. |

McCampbell Analytical, Inc.
"When Quality Counts"

1534 Willow Pass Road, Pittsburg, CA 94565-1701
Toll Free Telephone: (877) 252-9262 / Fax: (925) 252-9269
http://www.mccampbell.com / E-mail: main@mccampbell.com

# Analytical Report

| | | | |
|---|---|---|---|
| **Client:** | Enthalpy Analytical | **WorkOrder:** | 2512J14 |
| **Date Received:** | 12/30/2025 9:43 | **Extraction Method:** | E8151A |
| **Date Prepared:** | 12/31/2025 | **Analytical Method:** | E8151A |
| **Project:** | EO-549733 | **Unit:** | µg/L |

## Chlorinated Herbicides by GC-ECD

| Client ID | Lab ID | Matrix | Date Collected | Instrument FileID | Batch ID |
|---|---|---|---|---|---|
| SOUTH | 2512J14-001A | Water | 12/24/2025 09:10 | GC15A 01052621.D | 332928 |

| Analytes | Result | MDL | RL | DF | Date Analyzed |
|---|---|---|---|---|---|
| Acifluorfen | ND | 5.3 | 10 | 10 | 01/05/2026 21:41 |
| Bentazon | ND | 3.2 | 10 | 10 | 01/05/2026 21:41 |
| Chloramben | ND | 6.4 | 10 | 10 | 01/05/2026 21:41 |
| 2,4-D (Dichlorophenoxyacetic acid) | ND | 0.79 | 2.0 | 10 | 01/05/2026 21:41 |
| 2,4-DB | ND | 4.2 | 10 | 10 | 01/05/2026 21:41 |
| Dalapon | ND | 7.7 | 10 | 10 | 01/05/2026 21:41 |
| DCPA (mono & diacid) | ND | 5.0 | 10 | 10 | 01/05/2026 21:41 |
| Dicamba | ND | 0.74 | 2.0 | 10 | 01/05/2026 21:41 |
| 3,5-Dichlorobenzoic Acid | ND | 2.4 | 10 | 10 | 01/05/2026 21:41 |
| Dichloroprop | ND | 3.5 | 10 | 10 | 01/05/2026 21:41 |
| Dinoseb (DNBP) | ND | 3.0 | 10 | 10 | 01/05/2026 21:41 |
| MCPA | ND | 13 | 20 | 10 | 01/05/2026 21:41 |
| MCPP | ND | 12 | 20 | 10 | 01/05/2026 21:41 |
| 4-Nitrophenol | ND | 7.7 | 10 | 10 | 01/05/2026 21:41 |
| Pentachlorophenol (PCP) | ND | 0.55 | 2.0 | 10 | 01/05/2026 21:41 |
| Picloram | ND | 3.8 | 10 | 10 | 01/05/2026 21:41 |
| 2,4,5-T (Trichlorophenoxy acetic acid) | ND | 1.0 | 2.0 | 10 | 01/05/2026 21:41 |
| 2,4,5-TP (Silvex) | ND | 1.6 | 5.0 | 10 | 01/05/2026 21:41 |

| Surrogates | REC (%) | Limits | DF | |
|---|---|---|---|---|
| DCAA | 97 | 60-140 | 10 | 01/05/2026 21:41 |

Analyst(s): DP

Analytical Comments: a3,b1

McCampbell Analytical, Inc.
"When Quality Counts"

1534 Willow Pass Road, Pittsburg, CA 94565-1701
Toll Free Telephone: (877) 252-9262 / Fax: (925) 252-9269
http://www.mccampbell.com / E-mail: main@mccampbell.com

# Analytical Report

| | | | |
|---|---|---|---|
| **Client:** | Enthalpy Analytical | **WorkOrder:** | 2512J14 |
| **Date Received:** | 12/30/2025 9:43 | **Extraction Method:** | RSK175 |
| **Date Prepared:** | 12/30/2025 | **Analytical Method:** | RSK175 |
| **Project:** | EO-549733 | **Unit:** | µg/L |

## Dissolved Carbon Dioxide by RSK 175

| Client ID | Lab ID | Matrix | Date Collected | Instrument FileID | Batch ID |
|---|---|---|---|---|---|
| SOUTH | 2512J14-001B | Water | 12/24/2025 09:10 | GC26 1230250306.D | 332910 |

| Analytes | Result | MDL | RL | DF | Date Analyzed |
|---|---|---|---|---|---|
| Carbon Dioxide | **1100** | 50 | 50 | 1 | 12/30/2025 16:39 |

Analyst(s): CLO

Analytical Comments: b1

McCampbell Analytical, Inc.
"When Quality Counts"
1534 Willow Pass Road, Pittsburg, CA 94565-1701
Toll Free Telephone: (877) 252-9262 / Fax: (925) 252-9269
http://www.mccampbell.com / E-mail: main@mccampbell.com

# Quality Control Report

| | | | |
|---|---|---|---|
| **Client:** | Enthalpy Analytical | **WorkOrder:** | 2512J14 |
| **Date Prepared:** | 12/31/2025 | **BatchID:** | 332928 |
| **Date Analyzed:** | 01/05/2026 | **Extraction Method:** | E8151A |
| **Instrument:** | GC15A | **Analytical Method:** | E8151A |
| **Matrix:** | Water | **Unit:** | µg/L |
| **Project:** | EO-549733 | **Sample ID:** | MB/LCS/LCSD-332928 |

## QC Summary Report for E8151A

| Analyte | MB Result | MDL | RL | SPK Val | MB IS/SS %REC | MB IS/SS Limits |
|---|---|---|---|---|---|---|
| Acifluorfen | ND | 0.53 | 1.0 | - | - | - |
| Bentazon | ND | 0.32 | 1.0 | - | - | - |
| Chloramben | ND | 0.64 | 1.0 | - | - | - |
| 2,4-D (Dichlorophenoxyacetic acid) | ND | 0.079 | 0.20 | - | - | - |
| 2,4-DB | ND | 0.42 | 1.0 | - | - | - |
| Dalapon | ND | 0.77 | 1.0 | - | - | - |
| DCPA (mono & diacid) | ND | 0.50 | 1.0 | - | - | - |
| Dicamba | ND | 0.074 | 0.20 | - | - | - |
| 3,5-Dichlorobenzoic Acid | ND | 0.24 | 1.0 | - | - | - |
| Dichloroprop | ND | 0.35 | 1.0 | - | - | - |
| Dinoseb (DNBP) | ND | 0.30 | 1.0 | - | - | - |
| MCPA | ND | 1.3 | 2.0 | - | - | - |
| MCPP | ND | 1.2 | 2.0 | - | - | - |
| 4-Nitrophenol | ND | 0.77 | 1.0 | - | - | - |
| Pentachlorophenol (PCP) | ND | 0.055 | 0.20 | - | - | - |
| Picloram | ND | 0.38 | 1.0 | - | - | - |
| 2,4,5-T (Trichlorophenoxy acetic acid) | ND | 0.10 | 0.20 | - | - | - |
| 2,4,5-TP (Silvex) | ND | 0.16 | 0.50 | - | - | - |
| **Surrogate Recovery** | | | | | | |
| DCAA | 9.7 | | | 10 | 97 | 70-130 |

*(Cont.)*

McCampbell Analytical, Inc.
"When Quality Counts"
1534 Willow Pass Road, Pittsburg, CA 94565-1701
Toll Free Telephone: (877) 252-9262 / Fax: (925) 252-9269
http://www.mccampbell.com / E-mail: main@mccampbell.com

# Quality Control Report

| | | | |
|---|---|---|---|
| **Client:** | Enthalpy Analytical | **WorkOrder:** | 2512J14 |
| **Date Prepared:** | 12/31/2025 | **BatchID:** | 332928 |
| **Date Analyzed:** | 01/05/2026 | **Extraction Method:** | E8151A |
| **Instrument:** | GC15A | **Analytical Method:** | E8151A |
| **Matrix:** | Water | **Unit:** | µg/L |
| **Project:** | EO-549733 | **Sample ID:** | MB/LCS/LCSD-332928 |

## QC Summary Report for E8151A

| Analyte | LCS Result | LCSD Result | SPK Val | LCS %REC | LCSD %REC | LCS/LCSD Limits | RPD | RPD Limit |
|---|---|---|---|---|---|---|---|---|
| Acifluorfen | 8.6 | 8.7 | 10 | 86 | 87 | 70-130 | 0.280 | 30 |
| Bentazon | 10 | 10 | 10 | 104 | 104 | 70-130 | 0.0107 | 30 |
| Chloramben | 11 | 11 | 10 | 112 | 112 | 70-130 | 0.0992 | 30 |
| 2,4-D (Dichlorophenoxyacetic acid) | 9.8 | 9.0 | 10 | 98 | 90 | 70-130 | 8.81 | 30 |
| 2,4-DB | 9.8 | 9.7 | 10 | 98 | 97 | 70-130 | 1.45 | 30 |
| Dalapon | 10 | 9.9 | 10 | 102 | 99 | 70-130 | 2.44 | 30 |
| DCPA (mono & diacid) | 9.0 | 8.8 | 10 | 90 | 88 | 70-130 | 2.09 | 30 |
| Dicamba | 9.5 | 9.2 | 10 | 95 | 92 | 70-130 | 3.71 | 30 |
| 3,5-Dichlorobenzoic Acid | 9.5 | 9.2 | 10 | 95 | 92 | 70-130 | 3.17 | 30 |
| Dichloroprop | 9.6 | 9.0 | 10 | 96 | 90 | 70-130 | 6.86 | 30 |
| Dinoseb (DNBP) | 9.9 | 9.8 | 10 | 99 | 98 | 70-130 | 0.973 | 30 |
| MCPA | 110 | 86 | 100 | 110 | 86 | 70-130 | 24.8 | 30 |
| MCPP | 110 | 94 | 100 | 112 | 94 | 70-130 | 17.4 | 30 |
| 4-Nitrophenol | 6.8 | 6.6 | 10 | 68,F5 | 66,F5 | 70-130 | 2.22 | 30 |
| Pentachlorophenol (PCP) | 9.7 | 9.4 | 10 | 97 | 94 | 70-130 | 2.97 | 30 |
| Picloram | 8.8 | 8.6 | 10 | 88 | 86 | 70-130 | 2.06 | 30 |
| 2,4,5-T (Trichlorophenoxy acetic acid) | 9.5 | 9.4 | 10 | 95 | 94 | 70-130 | 1.19 | 30 |
| 2,4,5-TP (Silvex) | 9.6 | 9.3 | 10 | 96 | 93 | 70-130 | 3.92 | 30 |
| **Surrogate Recovery** | | | | | | | | |
| DCAA | 10 | 9.9 | 10 | 103 | 99 | 70-130 | 3.75 | 30 |

McCampbell Analytical, Inc.
"When Quality Counts"

1534 Willow Pass Road, Pittsburg, CA 94565-1701
Toll Free Telephone: (877) 252-9262 / Fax: (925) 252-9269
http://www.mccampbell.com / E-mail: main@mccampbell.com

# Quality Control Report

| | | | |
|---|---|---|---|
| **Client:** | Enthalpy Analytical | **WorkOrder:** | 2512J14 |
| **Date Prepared:** | 12/30/2025 | **BatchID:** | 332910 |
| **Date Analyzed:** | 12/30/2025 | **Extraction Method:** | RSK175 |
| **Instrument:** | GC26 | **Analytical Method:** | RSK175 |
| **Matrix:** | Water | **Unit:** | µg/L |
| **Project:** | EO-549733 | **Sample ID:** | MB/LCS/LCSD-332910 |

## QC Summary Report for RSK175

| Analyte | MB Result | MDL | RL | | | |
|---|---|---|---|---|---|---|
| Carbon Dioxide | ND | 50 | 50 | - | - | - |

| Analyte | LCS Result | LCSD Result | SPK Val | LCS %REC | LCSD %REC | LCS/LCSD Limits | RPD | RPD Limit |
|---|---|---|---|---|---|---|---|---|
| Carbon Dioxide | 140 | 140 | 187.2 | 76 | 75 | 70-130 | 0.907 | 30 |

McCampbell Analytical, Inc.
"When Quality Counts"

1534 Willow Pass Road, Pittsburg, CA 94565-1701
Toll Free Telephone: (877) 252-9262 / Fax: (925) 252-9269
http://www.mccampbell.com / E-mail: main@mccampbell.com

# Certified Analyte List

**Client:** Enthalpy Analytical **WorkOrder:** 2512J14

**Project:** EO-549733

| Analyte | Cert 1 | Cert 2 | Cert 3 | Cert 4 | Cert 5 | Analytical Method | Matrix |
|---|---|---|---|---|---|---|---|
| 2,4,5-T (Trichlorophenoxy acetic acid) | ◉ | ◉ | ○ | ○ | ○ | E8151A | Water |
| 2,4,5-TP (Silvex) | ◉ | ◉ | ○ | ○ | ○ | E8151A | Water |
| 2,4-D (Dichlorophenoxyacetic acid) | ◉ | ◉ | ○ | ○ | ○ | E8151A | Water |
| 2,4-DB | ◉ | ◉ | ○ | ○ | ○ | E8151A | Water |
| 3,5-Dichlorobenzoic Acid | ○ | ◉ | ○ | ○ | ○ | E8151A | Water |
| 4-Nitrophenol | ◉ | ◉ | ○ | ○ | ○ | E8151A | Water |
| Acifluorfen | ○ | ◉ | ○ | ○ | ○ | E8151A | Water |
| Bentazon | ○ | ◉ | ○ | ○ | ○ | E8151A | Water |
| Chloramben | ○ | ◉ | ○ | ○ | ○ | E8151A | Water |
| Dalapon | ◉ | ◉ | ○ | ○ | ○ | E8151A | Water |
| DCPA (mono & diacid) | ○ | ◉ | ○ | ○ | ○ | E8151A | Water |
| Dicamba | ◉ | ◉ | ○ | ○ | ○ | E8151A | Water |
| Dichloroprop | ◉ | ◉ | ○ | ○ | ○ | E8151A | Water |
| Dinoseb (DNBP) | ◉ | ◉ | ○ | ○ | ○ | E8151A | Water |
| MCPA | ◉ | ◉ | ○ | ○ | ○ | E8151A | Water |
| MCPP | ◉ | ◉ | ○ | ○ | ○ | E8151A | Water |
| Pentachlorophenol (PCP) | ◉ | ◉ | ○ | ○ | ○ | E8151A | Water |
| Picloram | ○ | ◉ | ○ | ○ | ○ | E8151A | Water |

**Certifications**

| | |
|---|---|
| Cert 1 | CA ELAP 1644 |
| Cert 2 | ORELAP (NELAP) 4033 |

The Certified Analyte Report lists the compounds for which MAI is accredited at the time of issuance. Although MAI holds multiple accreditations, methods with extensive compound lists may not be fully accredited due to state agency availability.

McCampbell Analytical, Inc.
1534 Willow Pass Rd
Pittsburg, CA 94565-1701
(925) 252-9262

# CHAIN-OF-CUSTODY RECORD



**WorkOrder: 2512J14** **ClientCode: ENO** **QuoteID: 252619**

☐ WaterTrax ☐ CLIP ☐ EDF ☑ EQuIS ☑ Dry-Weight ☑ Email ☐ HardCopy ☐ ThirdParty ☑ J-flag
☑ Detection Summary ☑ **Excel** [A1_Standard _QC]

**Report to:**
David Tripp
Enthalpy Analytical
931 West Barkley Avenue
Orange, CA 92868
714-771-9908 FAX:

Email: david.tripp@enthalpy.com
cc/3rd Party: incomingreports@enthalpy.com;
PO: 079649
Project: EO-549733

**Bill to:**
Accounts Payable/Enthalpy SoCal
Montrose Environmental Group
PO Box 842165
Boston, MA 02284-2165
003EL_ap@montrose-env.com

**Requested TAT:** **1 day;**

*Date Received:* **12/30/2025**
*Date Logged:* **12/30/2025**

| Lab ID | ClientSampID | Matrix | Collection Date | Hold | Requested Tests (See legend below) | | | | | | | | | | | |
|---|---|---|---|---|---|---|---|---|---|---|---|---|---|---|---|---|
| | | | | | 1 | 2 | 3 | 4 | 5 | 6 | 7 | 8 | 9 | 10 | 11 | 12 |
| 2512J14-001 | SOUTH | Water | 12/24/2025 09:10 | ☐ | A | A | B | | | | | | | | | |

**Test Legend:**

| | | | | | | | |
|---|---|---|---|---|---|---|---|
| 1 | 8151_W | 2 | PRDisposal Fee | 3 | RSK175_CO2_W | 4 | |
| 5 | | 6 | | 7 | | 8 | |
| 9 | | 10 | | 11 | | 12 | |

**Prepared by: Agustina Venegas**

**Comments:** Sample name updated per client request. 1/2/26 A.V

NOTE: Soil samples are discarded 60 days after receipt unless other arrangements are made (Water samples are 30 days).
Hazardous samples will be returned to client or disposed of at client expense.

McCampbell Analytical, Inc.
"When Quality Counts"

1534 Willow Pass Road, Pittsburg, CA 94565-1701
Toll Free Telephone: (877) 252-9262 / Fax: (925) 252-9269
http://www.mccampbell.com / E-mail: main@mccampbell.com

# WORK ORDER SUMMARY

**Client Name:** ENTHALPY ANALYTICAL
**Client Contact:** David Tripp
**Contact's Email:** david.tripp@enthalpy.com

**Project:** EO-549733
**Comments:** Sample name updated per client request. 1/2/26 A.V

**Work Order:** 2512J14
**QC Level:** LEVEL 2
**Date Logged:** 12/30/2025

☐ WaterTrax ☐ CLIP ☐ EDF ☑ Excel ☐ EQuIS ☑ Email ☐ HardCopy ☐ ThirdParty ☑ J-flag

| LabID | ClientSampID | Matrix | Test Name | Cont./ Comp. | Bottle & Preservative | U** | Head Space | Dry-Weight | Collection Date & Time | TAT | Test Due Date | Sediment Content | Hold | Sub Out |
|---|---|---|---|---|---|---|---|---|---|---|---|---|---|---|
| 001A | SOUTH | Water | E8151A (Chlorinated Herbicides) | 1 | 1LA Narrow Mouth, Unpres | ☐ | ☐ | ☐ | 12/24/2025 9:10 | 1 day | 12/31/2025 | 1%+ | ☐ | ☐ |
| 001B | SOUTH | Water | RSK175 (CO2) | 2 | VOA, Unpres | ☐ | ☐ | ☐ | 12/24/2025 9:10 | 1 day | 12/31/2025 | 1%+ | ☐ | ☐ |

**NOTES:** *** STLC and TCLP extractions require 2 days to complete; therefore, all TATs begin after the extraction is completed (i.e., One-day TAT yields results in 3 days from sample submission).**

**- ISM prep requires 5 to 10 days to complete; therefore, all TATs begin after the extraction is completed (i.e., One-day TAT yields results in 6 to 11 days from sample submission). Due date listed on WO summary will not accurately reflect the time needed for sample preparation.**

**- Organic extracts are held for 40 days before disposal; Inorganic extract are held for 30 days.**

**- MAI assumes that all material present in the provided sampling container is considered part of the sample - MAI does not exclude any material from the sample prior to sample preparation unless requested in writing by the client.**

**U** = An unpreserved container was received for a method that suggests a preservation in order to extend hold time for analysis.**

**Cont./Comp. = Containers /Composites**

2512J14

**HOLD TIME RUSH**

ENTHALPY ANALYTICAL

931 West Barkley Ave
Orange, CA 92868
(714) 771-6900

Subcontract Laboratory:
McCampbell Analytical, Inc.
1534 Willow Pass Rd.
Pittsburg, CA 94565
ATTN: Quote ID: 252619
PO #: PO-079649

Enthalpy Order: EO-549733
PM: David Tripp
Email: david.tripp@enthalpy.com
CC: incomingreports@enthalpy.com
Phone: 657-581-4710

Results Due: Standard TAT
Report Level: II
Report To: MDL
EDDs: Standard Excel EDD

Notes:

| Sample ID | Collected | Lab ID | # Cont. | Matrix | Analysis Requested | Comment |
|---|---|---|---|---|---|---|
| +1 OUTLET | 24-DEC-2025 09:10 | 549733-001 | 1 | Water | EPA 8151A Chlorinated Herbicides | |
| | | | 2 | Water | RSK-175 CO2 | |

| Notes: | Relinquished By: | Received By: |
|---|---|---|
| | [signature] | [signature] |
| | Date: 12·29·25 14:49 | Date: 12/30/25 0943 |
| | | |
| | Date: | Date: |
| | | |
| | Date: | Date: |

0.2C WET
1R41

1 of 1

FEDEX: 887494489839

McCampbell Analytical, Inc.
"When Quality Counts"
1534 Willow Pass Road, Pittsburg, CA 94565-1701
Toll Free Telephone: (877) 252-9262 / Fax: (925) 252-9269
http://www.mccampbell.com / E-mail: main@mccampbell.com

# Sample Receipt Checklist

| | | | |
|---|---|---|---|
| Client Name: | Enthalpy Analytical | Date and Time Received: | 12/30/2025 09:43 |
| Project: | EO-549733 | Date Logged: | 12/30/2025 |
| | | Received by: | Agustina Venegas |
| WorkOrder №: | 2512J14 Matrix: Water | Logged by: | Agustina Venegas |
| Carrier: | FedEx | | |

## Chain of Custody (COC) Information

| | | | | | | |
|---|---|---|---|---|---|---|
| Chain of custody present? | Yes | ☑ | No | ☐ | | |
| Chain of custody signed when relinquished and received? | Yes | ☑ | No | ☐ | | |
| Chain of custody agrees with sample labels? | Yes | ☑ | No | ☐ | | |
| Sample IDs noted by Client on COC? | Yes | ☑ | No | ☐ | | |
| Date and Time of collection noted by Client on COC? | Yes | ☑ | No | ☐ | | |
| Sampler's name noted on COC? | Yes | ☐ | No | ☑ | | |
| COC agrees with Quote? | Yes | ☑ | No | ☐ | NA | ☐ |
| COC quote NOT expired? | Yes | ☑ | No | ☐ | NA | ☐ |

## Sample Receipt Information

| | | | | | | |
|---|---|---|---|---|---|---|
| Custody seals intact on shipping container/cooler? | Yes | ☐ | No | ☐ | NA | ☑ |
| Custody seals intact on sample bottles? | Yes | ☐ | No | ☐ | NA | ☑ |
| Shipping container/cooler in good condition? | Yes | ☑ | No | ☐ | | |
| Samples in proper containers/bottles? | Yes | ☑ | No | ☐ | | |
| Sample containers intact? | Yes | ☑ | No | ☐ | | |
| Sufficient sample volume for indicated test? | Yes | ☑ | No | ☐ | | |

## Sample Preservation and Hold Time (HT) Information

| | | | | | | |
|---|---|---|---|---|---|---|
| All samples received within holding time? | Yes | ☑ | No | ☐ | NA | ☐ |
| Samples Received on Ice? | Yes | ☑ | No | ☐ | | |
| (Ice Type: WET ICE ) | | | | | | |
| Sample/Temp Blank temperature | Temp: 0.2°C | | | | NA | ☐ |
| ZHS conditional analyses: VOA meets zero headspace requirement (VOCs, TPHg/BTEX, RSK)? | Yes | ☑ | No | ☐ | NA | ☐ |
| Sample labels checked for correct preservation? | Yes | ☑ | No | ☐ | | |
| pH acceptable upon receipt (Metal: <2)? | Yes | ☐ | No | ☐ | NA | ☑ |

UCMR Samples:

| | | | | | | |
|---|---|---|---|---|---|---|
| pH tested and acceptable upon receipt (200.7: ≤2; 533: 6 - 8; 537.1: 6 - 8)? | Yes | ☐ | No | ☐ | NA | ☑ |
| Free Chlorine tested and acceptable upon receipt (<0.1mg/L) [not applicable to 200.7]? | Yes | ☐ | No | ☐ | NA | ☑ |

Comments:

**Laboratory Job Number 549733**

**Subcontracted Products**

**Enthalpy - El Dorado Hills**

January 20, 2026

**Enthalpy Analytical - El Dorado Hills**
**Work Order No. 2512239**

Mr. David Tripp
Enthalpy Analytical
931 W. Barkley Avenue
Orange, CA 92868

Dear Mr. Tripp,

Enclosed are the results for the sample set received at Enthalpy Analytical - EDH on December 30, 2025 under your Project Name 'EO-549733'.

Enthalpy Analytical - EDH is committed to serving you effectively. If you require additional information, please contact me at 916-673-1520 or by email at mark.rein@enthalpy.com.

Thank you for choosing Enthalpy Analytical - EDH as part of your analytical support team.

Sincerely,



Mark Rein
Project Manager

*Enthalpy Analytical -EDH certifies that the report herein meets all the requirements set forth by NELAP for those applicable test methods. Results relate only to the samples as received by the laboratory. This report should not be reproduced except in full without the written approval of Enthalpy Analytical -EDH .*

**Enthalpy Analytical - EDH Work Order No. 2512239**
**Case Narrative**

**Sample Condition on Receipt:**

One water sample was received and stored securely in accordance with Enthalpy Analytical - EDH standard operating procedures and EPA methodology. The sample was received in good condition and within the method temperature requirements.

**Analytical Notes:**

**EPA Method 8290A**

The sample was extracted and analyzed for 2,3,7,8 TCDD by EPA Method 8290A using a ZB-DIOXIN GC column.

Holding Times

The method holding time criteria was met for this sample.

Quality Control

The Initial Calibration and Continuing Calibration Verifications met the method acceptance criteria.

A Method Blank and Ongoing Precision and Recovery (OPR) sample were extracted and analyzed with the preparation batch. No analytes were detected above the sample quantitation limits in the Method Blank. The OPR recoveries were within the method acceptance criteria.

Labeled standard recoveries for all QC and field samples were within method acceptance criteria.

TABLE OF CONTENTS


Case Narrative..... 1

Table of Contents..... 3

Sample Inventory..... 4

Analytical Results..... 5

Qualifiers..... 9

Certifications..... 10

Sample Receipt..... 11

# Sample Inventory Report

| Sample ID | Client Sample ID | Sampled | Received | Components/Containers |
|---|---|---|---|---|
| 2512239-01 | SOUTH | 24-Dec-25 09:10 | 30-Dec-25 09:20 | Amber Glass NM Bottle, 1L |

## ANALYTICAL RESULTS

## Sample ID: Method Blank

**EPA Method 8290A**

**Client Data**

Name: Enthalpy Analytical
Project: EO-549733
Matrix: Aqueous

**Laboratory Data**

Lab Sample: B26A139-BLK1
QC Batch: B26A139
Sample Size: 0.500 L
Date Extracted: 16-Jan-26
Column: ZB-DIOXIN

| Analyte | Conc. (pg/L) | MDL | RL | Qualifiers | Analyzed | Dilution |
|---|---|---|---|---|---|---|
| 2,3,7,8-TCDD | ND | 3.56 | 10.0 | | 17-Jan-26 18:55 | 1 |

| Labeled Standards | Type | % Recovery | Limits | Qualifiers | Analyzed | Dilution |
|---|---|---|---|---|---|---|
| 13C-2,3,7,8-TCDD | IS | 82.8 | 40 - 135 | | 17-Jan-26 18:55 | 1 |
| 37Cl-2,3,7,8-TCDD | CRS | 89.2 | 40 - 135 | | 17-Jan-26 18:55 | 1 |

MDL - Method Detection Limit
RL - Reporting limit

Results reported to MDL.

**Sample ID: OPR** **EPA Method 8290A**

**Client Data**

Name: Enthalpy Analytical
Project: EO-549733
Matrix: Aqueous

**Laboratory Data**

Lab Sample: B26A139-BS1
QC Batch: B26A139 Date Extracted: 16-Jan-26 03:19
Sample Size: 0.500 L Column: ZB-DIOXIN

| Analyte | Amt Found (pg/L) | Spike Amt | % Recovery | Limits | Qualifiers | Analyzed | Dilution |
|---|---|---|---|---|---|---|---|
| 2,3,7,8-TCDD | 355 | 400 | 88.9 | 70-130 | | 17-Jan-26 15:57 | 1 |
| **Labeled Standards** | **Type** | | **% Recovery** | **Limits** | **Qualifiers** | **Analyzed** | **Dilution** |
| 13C-2,3,7,8-TCDD | IS | | 75.4 | 40-135 | | 17-Jan-26 15:57 | 1 |
| 37Cl-2,3,7,8-TCDD | CRS | | 79.1 | 40-135 | | 17-Jan-26 15:57 | 1 |

## Sample ID: SOUTH

**EPA Method 8290A**

**Client Data**

| | |
|---|---|
| Name: | Enthalpy Analytical |
| Project: | EO-549733 |
| Matrix: | Water |
| Date Collected: | 24-Dec-25 09:10 |

**Laboratory Data**

| | | | |
|---|---|---|---|
| Lab Sample: | 2512239-01 | Date Received: | 30-Dec-25 09:20 |
| QC Batch: | B26A139 | Date Extracted: | 16-Jan-26 |
| Sample Size: | 0.500 L | Column: | ZB-DIOXIN |

| Analyte | Conc. (pg/L) | MDL | RL | Qualifiers | Analyzed | Dilution |
|---|---|---|---|---|---|---|
| 2,3,7,8-TCDD | ND | 3.56 | 9.99 | | 18-Jan-26 09:57 | 1 |

| Labeled Standards | Type | % Recovery | Limits | Qualifiers | Analyzed | Dilution |
|---|---|---|---|---|---|---|
| 13C-2,3,7,8-TCDD | IS | 73.8 | 40 - 135 | | 18-Jan-26 09:57 | 1 |
| 37Cl-2,3,7,8-TCDD | CRS | 91.9 | 40 - 135 | | 18-Jan-26 09:57 | 1 |

MDL - Method Detection Limit
RL - Reporting limit

Results reported to MDL.

# DATA QUALIFIERS & ABBREVIATIONS

| | |
|---|---|
| B | Compound was also detected in the method blank |
| Conc. | Concentration |
| CRS | Cleanup Recovery Standard |
| D | Dilution |
| DL | Detection Limit |
| E | Concentration exceeded the calibration range |
| EDL | Estimated Detection Limit |
| EMPC | Estimated Maximum Possible Concentration |
| H | Recovery and/or RPD was outside laboratory acceptance limits |
| I | Chemical Interference |
| IS | Internal Standard |
| J | Estimated Concentration below the Reporting Limit/LOQ |
| LOD | Limit of Detection |
| LOQ | Limit of Quantitation |
| MDL | Method Detection Limit |
| NA | Not Applicable |
| ND | Not Detected |
| OPR | Ongoing Precision and Recovery sample |
| P | Concentration may include contribution from chlorinated diphenyl ether(s). |
| Q | Ion transition ratio is outside of the acceptance criteria. |
| RL | Reporting Limit (MRL) |
| TEQ | Toxic Equivalency, sum of the toxic equivalency factors (TEF) multiplied by the sample concentrations. |
| TEQMax | TEQ calculated using the detection limit as the concentration for non-detects |
| TEQMin | TEQ calculated using zero as the concentration for non-detects |
| TEQRisk | TEQ calculated using ½ the detection limit as the concentration for non-detects |
| U | Not Detected (specific projects only) |
| * | See Cover Letter |

Unless otherwise noted, solid sample results are reported in dry weight. Tissue samples are reported in wet weight.

**Enthalpy Analytical - EDH Certifications**

| Accrediting Authority | Certificate Number |
|---|---|
| Alaska Department of Environmental Conservation | 17-013 |
| Arkansas Department of Environmental Quality | 21-023-0 |
| California Department of Health – ELAP | 2892 |
| DoD ELAP - A2LA Accredited - ISO/IEC 17025 | 3091.01 |
| Florida Department of Health | E87777 |
| Hawaii Department of Health | N/A |
| Louisiana Department of Environmental Quality | 01977 |
| Maine Department of Health | 2020018 |
| Michigan Department of Environmental Quality | 9932 |
| Minnesota Department of Health | 2211390 |
| Nevada Division of Environmental Protection | CA00413 |
| New Hampshire Environmental Accreditation Program | 207721 |
| New Jersey Department of Environmental Protection | CA003 |
| New York Department of Health | 11411 |
| Ohio Environmental Protection Agency | 87778 |
| Oregon Laboratory Accreditation Program | 4042-021 |
| Texas Commission on Environmental Quality | T104704189-22-13 |
| Vermont Department of Health | VT-4042 |
| Virginia Department of General Services | 11276 |
| Washington Department of Ecology | C584 |
| Wisconsin Department of Natural Resources | 998036160 |

*Current certificates and lists of licensed parameters can be found at Enthalpy.com/Resources/Accreditations.*

ENTHALPY ANALYTICAL

931 West Barkley Ave
Orange, CA 92868
(714) 771-6900

Subcontract Laboratory:
Enthalpy - El Dorado Hills
1104 Windfield Way
El Dorado Hills, CA 95762
ATTN: Mark Rein
PO #: Required, to be sent via email

Enthalpy Order: EO-549733
PM: David Tripp
Email: david.tripp@enthalpy.com
CC: incomingreports@enthalpy.com
Phone: 657-581-4710

2512239

Results Due: Standard TAT
Report Level: II
Report To: MDL
EDDs: BLDR:Enthalpy (the normal EDD you send to Orange)

1.2 °C

Notes:
Chiquita Canyon Stormwater

| Sample ID | Collected | Lab ID | # Cont. | Matrix | Analysis Requested | Comment |
|---|---|---|---|---|---|---|
| OUTLET | 24-DEC-2025 09:10 | 549733-001 | 1 | Water | EPA 8290 - 2,3,7,8-TCDD Only | |

| Notes: | Relinquished By: | Received By: |
|---|---|---|
| | [signature] | Xavier Frost |
| | Date: 12-29-25 14:49 | Date: 12/30/25 09:20 |
| | | |
| | Date: | Date: |
| | | |
| | Date: | Date: |

# CoC/Label Reconciliation Report WO# 2512239

| LabNumber | CoC Sample ID | | SampleAlias | Sample Date/Time | | Container | BaseMatrix | Sample Comments |
|---|---|---|---|---|---|---|---|---|
| 2512239-01 | A OUTLET | ☑ (A) | 549733-001 | 24-Dec-25 09:10 | ☑ | Amber Glass NM Bottle, 1L | Aqueous | |

Checkmarks indicate that information on the COC reconciled with the sample label.
Any discrepancies are noted in the following columns.

| CONDITION | Yes | No | NA |
|---|---|---|---|
| Sample Container Intact? | ✓ | | |
| Sample Container(s) Custody Seals Intact? | | | ✓ |
| Custody Seals On Cooler Intact? | | | ✓ |
| Adequate Sample Volume? | ✓ | | |
| Container Type Appropriate for Analysis(es)? | ✓ | | |

Comments:

(A) No backup volume

Preservation Documented: Na2S2O3 Trizma NH4CH3CO2 (None) Other

Verifed by/Date: KYA 12/30/25
XAO 12/30/25

Enthalpy Analytical
931 West Barkley Ave
Orange, CA 92868
(714) 771-6900

enthalpy.com

Lab Job Number : 549864
Report Level : II
Report Date : 12/30/2025

**Analytical Report** *prepared for:*

Helen Dubach
CTEH Chiquita Canyon Landfill - PROJ-037507
5120 Northshore Drive
North Little Rock, AR 72118

Project: EAST BASIN - East Basin Waters & Soils

*Authorized for release by:*



David Tripp, Project Manager
657-581-4710
david.tripp@enthalpy.com

This data package has been reviewed for technical correctness and completeness. Release of this data has been authorized by the Laboratory Manager or the Manager's designee, as verified by the above signature which applies to this PDF file as well as any associated electronic data deliverable files. The results contained in this report meet all requirements of NELAP and pertain only to those samples which were submitted for analysis. This report may be reproduced only in its entirety.

CA ELAP# 1338, CA ELAP #1338-S1, NELAP# 4038, SCAQMD LAP# 18LA0518, LACSD ID# 10105, ORELAP# 4197

ENTHALPY ANALYTICAL

# Sample Summary

| | | |
|---|---|---|
| Helen Dubach<br>CTEH Chiquita Canyon Landfill - PROJ-037507<br>5120 Northshore Drive<br>North Little Rock, AR 72118 | Lab Job #:<br>Project No:<br>Location:<br>Date Received: | 549864<br>EAST BASIN<br>East Basin Waters & Soils<br>12/29/25 |

| Sample ID | Lab ID | Collected | Matrix |
|---|---|---|---|
| CACA251229Z011SW-EAST BASIN | 549864-001 | 12/29/25 11:05 | Water |

# Case Narrative

| | |
|---|---|
| CTEH Chiquita Canyon Landfill - PROJ-037507<br>5120 Northshore Drive<br>North Little Rock, AR 72118<br>Helen Dubach | Lab Job Number: 549864<br>Project No: EAST BASIN<br>Location: East Basin Waters & Soils<br>Date Received: 12/29/25 |

This data package contains sample and QC results for one water sample, requested for the above referenced project on 12/29/25. The sample was received cold and intact.

**Volatile Organics by GC/MS (EPA 8260B):**
No analytical problems were encountered.

**Semivolatile Organics by GC/MS (EPA 8270C):**

- High RPD was observed for pyridine in the BS/BSD for batch 391224; this analyte was not detected at or above the RL in the associated sample.
- No other analytical problems were encountered.

**Metals (EPA 6010B and EPA 7470A):**

- Molybdenum was detected between the MDL and the RL in the method blank for batch 391221; this analyte was not detected in the sample at or above the RL.
- No other analytical problems were encountered.

**Closed-Cup Ignitability (Flashpoint) (EPA 1010):**

- Sample results preceded by '>' do not meet the definition of an ignitable waste as defined in 40 CFR 261.21 and 22 CCR 66261.
- No analytical problems were encountered.

**pH of Aqueous and non-Aqueous Samples (EPA 9040B):**
No analytical problems were encountered.

ENTHALPY ANALYTICAL

# Detection Summary

Helen Dubach
CTEH Chiquita Canyon Landfill - PROJ-037507
5120 Northshore Drive
North Little Rock, AR 72118

Lab Job #: 549864
Project No: EAST BASIN
Location: East Basin Waters & Soils
Date Received: 12/29/25

**Sample ID:** CACA251229Z011SW-EAST BASIN | **Lab ID:** 549864-001 | **Matrix:** Water | **Collected:** 12/29/25 11:05

| 549864-001 Analyte | Result | Qual | Units | RL | MDL |
|---|---|---|---|---|---|
| Method: EPA 1010 | | | | | |
| Flash Point | **>203** | | deg F | | |
| Method: EPA 6010B<br>Prep Method: EPA 3015A | | | | | |
| Arsenic | **0.0061** | J | mg/L | 0.010 | 0.0034 |
| Barium | **0.060** | | mg/L | 0.010 | 0.00091 |
| Chromium | **0.0023** | J | mg/L | 0.010 | 0.00079 |
| Copper | **0.0067** | J | mg/L | 0.010 | 0.0027 |
| Molybdenum | **0.0047** | B,J | mg/L | 0.010 | 0.0017 |
| Nickel | **0.0027** | J | mg/L | 0.010 | 0.00064 |
| Selenium | **0.0058** | J | mg/L | 0.030 | 0.0051 |
| Silver | **0.0045** | J | mg/L | 0.0050 | 0.00071 |
| Vanadium | **0.0051** | J | mg/L | 0.010 | 0.00072 |
| Zinc | **0.010** | J | mg/L | 0.050 | 0.0019 |
| Method: EPA 7470A<br>Prep Method: EPA 7470A | | | | | |
| Mercury | **0.00010** | J | mg/L | 0.00040 | 0.000032 |
| Method: EPA 9040B | | | | | |
| pH | **7.89** | | SU | | |
| Temperature | **18.20** | | deg C | 1.00 | |

> Value exceeds indicated concentration
B Contamination found in associated Method Blank
J Estimated value



Results for any subcontracted analyses are not included in this summary. Data qualifiers and additional information necessary for the interpretation of the test results are contained in the PDF file and may not be included in this summary.

ENTHALPY ANALYTICAL

Login 549864

Phone 714-771-6900

# Chain of Custody Record

Lab No: 549864

Page: 1 of 1

## Turn Around Time (rush by advanced notice only)

| Standard: | | 5 Day: | | 3 Day: | |
|---|---|---|---|---|---|
| 2 Day: | | 1 Day: | X | Custom TAT: | |

**Matrix:** A = Air S = Soil/Solid W = Water DW = Drinking Wate SD = Sediment PP = Pure Product SEA = Sea Water SW = Swab T = Tissue WP = Wipe O = Other

**Preservatives:** 1 = $Na_2S_2O_3$ 2 = HCl 3 = $HNO_3$ 4 = $H_2SO_4$ 5 = NaOH 6 = Other

**Sample Receipt Temp:** (lab use only)

| CUSTOMER INFORMATION | | PROJECT INFORMATION | |
|---|---|---|---|
| Company: | CTEH | LIMS Account: | **CTEH-CHIQUITA** |
| Report To: | Kyle Lapic | **LIMS Proj. Name:** | WC CHIQUITACANYON LF |
| Email: | labresults@cteh.com | Project #: | Proj-037507 |
| Address: | 5120 North Shore Drive | P.O. #: | PO-4050-24-00351 |
| | North Little Rock, AR 72118 | Address: | 29201 Henry Mayo Dr., Castaic, CA |
| Phone: | 504-616-2427 | Global ID: | |
| Fax: | | **Sampled By:** | GA, CH |

**Test Instructions / Comments**

**DAILY LEACHATES**

For reporting total concentrations on TCLP List analytes.

HOLD samples for further process, as needed. Then return to Chiquita Canyon LF.

Email report to:

kylapic@montrose-env.com

labresults@cteh.com; et al.

| | Sample ID | Sampling Date | Sampling Time | Matrix | Container No. / Size | Pres. | 6010/7470 T22 Metals | EPA 8260 VOCS | EPA 8270 SVOCS | FLASHPOINT 1010 | EPA 9040b (pH) | | | | | | |
|---|---|---|---|---|---|---|---|---|---|---|---|---|---|---|---|---|---|
| 1 | CACA251229Z011SW-EAST BASIN | 12/29/25 | 1105 | W | 5 | 6 | X | X | X | X | X | | | | | | IK15 |
| 2 | | | | | | | | | | | | | | | | | 1.7/2.1 |
| 3 | | | | | | | | | | | | | | | | | ice bagged |
| 4 | | | | | | | | | | | | | | | | | |
| 5 | | | | | | | | | | | | | | | | | |
| 6 | | | | | | | | | | | | | | | | | |
| 7 | | | | | | | | | | | | | | | | | |
| 8 | | | | | | | | | | | | | | | | | |
| 9 | | | | | | | | | | | | | | | | | |
| 10 | | | | | | | | | | | | | | | | | |

| | Signature | Print Name | Company / Title | Date / Time |
|---|---|---|---|---|
| [1] Relinquished By: | | G. Alvarenga | CTEH | 12/29/25 13:20 |
| [1] Received By: | | Michael Krymon | EA | ~~12/29/25~~ 1328 |
| [2] Relinquished By: | | | | 12/29/25 |
| [2] Received By: | | | | |
| [3] Relinquished By: | | | | ① MK 12/29/25 |
| [3] Received By: | | | | |

5 of 17

# SAMPLE RECEIPT CHECKLIST

**Section 1: General Info**

Date Received: 12/29/25 WO# 549864 Client: CTEH-Chiquita

**Section 2: Shipping / Custody** **Are custody seals present?** ☐ Yes ☒ No

Custody seals intact on arrival? ■ N/A ☐ Yes ☐ No ☐ On cooler / box ☐ On samples

☐ Courier ■ Walk-In ☐ Field Sampling ☐ Shipping Info: _____

**Section 3a: Condition / Packaging** ☐ **Outside 0.0 - 6.0°C (0.0 - 10.0°C for microbiology) (PM notified)**

Date Opened 12/29/25 By (initials) MSK Type of ice used: ■ Wet ☐ Blue/Gel ☐ None

☐ Samples received on ice directly from the field; cooling process had begun. (if checked, skip temperatures)

☐ Sample matrix doesn't require cooling (e.g. air, bulk PCB). (if checked, skip temperatures)

If no cooler: Observed/Adjusted Temp (°C): _____ / _____ Thermometer/IR Gun: IR 15 CF: +0.4

Cooler Temp (°C) #1: 1.7 / 2.1 #2: ____/____ #3: ____/____ #4: ____/____ #5: ____/____ #6: ____/____

**Section 3b: Microbiology Samples** ■ **No microbiology samples submitted (skip 3b)**

☐ Within temp range 0.0 - 10.0°C or received on ice directly from field.

☐ Adequate headspace for microbiology analysis.

**Section 3c: Air Samples** ■ **No air samples submitted (skip 3c)**

☐ 1.4L Canisters ☐ 6L Canisters ☐ Tedlar Bags ☐ MCE Cassettes ☐ Sorbent Tubes ☐ Other_____

| **Section 4: Containers / Labels / Samples** | YES | NO | N/A |
|---|---|---|---|
| 1) Were custody papers present, filled properly, and legible? | x | | |
| 2) Is the sampler's name present on the CoC? | x | | |
| 3) Were containers received in good condition (unbroken / unopened / uncompromised)? | x | | |
| 4) Were the samples bagged? (required for microbiology samples; recommended for soil samples) | x | | |
| 5) Were all of, and only, the correct samples received? | x | | |
| 6) Are sample labels present, legible, and in agreement with the CoC? | ✓ | | |
| 7) Does the container count match the CoC? | x | | |
| 8) Was sufficient sample volume / mass received for the analyses requested? | x | | |
| 9) Were samples received in proper containers for the analyses requested? | x | | |
| 10) Were samples received with > 1/2 holding time remaining? | x | | |
| 11) Are samples properly preserved as indicated by CoC / labels? | x | | |
| 12) Unpreserved VOAs received - If necessary, was the hold time changed in LIMS? | | | x |
| 13) Are VOA vials free from headspace/bubbles > 6mm? | ✓ | | |

**Section 5: Explanations / Comments**

(If no comments are made, then no discrepancies noted.)

☑ **No additional discrepancies**

**Date Logged** 12/29/25 **By (print)** FPD **(sign)** _____

**Date Labeled** 12/29/25 **By (print)** MSK **(sign)** _____

ENTHALPY ANALYTICAL

# Analysis Results for 549864

Helen Dubach
CTEH Chiquita Canyon Landfill - PROJ-037507
5120 Northshore Drive
North Little Rock, AR 72118

Lab Job #: 549864
Project No: EAST BASIN
Location: East Basin Waters & Soils
Date Received: 12/29/25

**Sample ID:** CACA251229Z011SW-EAST BASIN | **Lab ID:** 549864-001 | **Matrix:** Water | **Collected:** 12/29/25 11:05

| 549864-001 Analyte | Result | Qual | Units | RL | MDL | DF | Batch | Prepared | Analyzed | Chemist |
|---|---|---|---|---|---|---|---|---|---|---|
| Method: EPA 1010 | | | | | | | | | | |
| Flash Point | **>203** | | deg F | | | 1 | 391213 | 12/29/25 | 12/29/25 | BDR |
| Method: EPA 6010B<br>Prep Method: EPA 3015A | | | | | | | | | | |
| Antimony | ND | | mg/L | 0.030 | 0.0064 | 1 | 391221 | 12/29/25 | 12/29/25 | CAP |
| Arsenic | **0.0061** | J | mg/L | 0.010 | 0.0034 | 1 | 391221 | 12/29/25 | 12/29/25 | CAP |
| Barium | **0.060** | | mg/L | 0.010 | 0.00091 | 1 | 391221 | 12/29/25 | 12/29/25 | CAP |
| Beryllium | ND | | mg/L | 0.0050 | 0.00010 | 1 | 391221 | 12/29/25 | 12/29/25 | CAP |
| Cadmium | ND | | mg/L | 0.0050 | 0.00031 | 1 | 391221 | 12/29/25 | 12/29/25 | CAP |
| Chromium | **0.0023** | J | mg/L | 0.010 | 0.00079 | 1 | 391221 | 12/29/25 | 12/29/25 | CAP |
| Cobalt | ND | | mg/L | 0.0050 | 0.00080 | 1 | 391221 | 12/29/25 | 12/29/25 | CAP |
| Copper | **0.0067** | J | mg/L | 0.010 | 0.0027 | 1 | 391221 | 12/29/25 | 12/29/25 | CAP |
| Lead | ND | | mg/L | 0.010 | 0.0020 | 1 | 391221 | 12/29/25 | 12/29/25 | CAP |
| Molybdenum | **0.0047** | B,J | mg/L | 0.010 | 0.0017 | 1 | 391221 | 12/29/25 | 12/29/25 | CAP |
| Nickel | **0.0027** | J | mg/L | 0.010 | 0.00064 | 1 | 391221 | 12/29/25 | 12/29/25 | CAP |
| Selenium | **0.0058** | J | mg/L | 0.030 | 0.0051 | 1 | 391221 | 12/29/25 | 12/29/25 | CAP |
| Silver | **0.0045** | J | mg/L | 0.0050 | 0.00071 | 1 | 391221 | 12/29/25 | 12/29/25 | CAP |
| Thallium | ND | | mg/L | 0.030 | 0.0030 | 1 | 391221 | 12/29/25 | 12/29/25 | CAP |
| Vanadium | **0.0051** | J | mg/L | 0.010 | 0.00072 | 1 | 391221 | 12/29/25 | 12/29/25 | CAP |
| Zinc | **0.010** | J | mg/L | 0.050 | 0.0019 | 1 | 391221 | 12/29/25 | 12/29/25 | CAP |
| Method: EPA 7470A<br>Prep Method: EPA 7470A | | | | | | | | | | |
| Mercury | **0.00010** | J | mg/L | 0.00040 | 0.000032 | 1 | 391223 | 12/29/25 | 12/29/25 | KCD |
| Method: EPA 8260B<br>Prep Method: EPA 5030B | | | | | | | | | | |
| Vinyl Chloride | ND | | mg/L | 0.005 | 0.00006 | 1 | 391196 | 12/29/25 | 12/29/25 | ZXL |
| 1,1-Dichloroethene | ND | | mg/L | 0.005 | 0.00009 | 1 | 391196 | 12/29/25 | 12/29/25 | ZXL |
| 2-Butanone | ND | | mg/L | 0.1 | 0.002 | 1 | 391196 | 12/29/25 | 12/29/25 | ZXL |
| Chloroform | ND | | mg/L | 0.005 | 0.00008 | 1 | 391196 | 12/29/25 | 12/29/25 | ZXL |
| Carbon Tetrachloride | ND | | mg/L | 0.005 | 0.00007 | 1 | 391196 | 12/29/25 | 12/29/25 | ZXL |
| 1,2-Dichloroethane | ND | | mg/L | 0.005 | 0.0001 | 1 | 391196 | 12/29/25 | 12/29/25 | ZXL |
| Benzene | ND | | mg/L | 0.005 | 0.00003 | 1 | 391196 | 12/29/25 | 12/29/25 | ZXL |
| Trichloroethene | ND | | mg/L | 0.005 | 0.00005 | 1 | 391196 | 12/29/25 | 12/29/25 | ZXL |
| Tetrachloroethene | ND | | mg/L | 0.005 | 0.0001 | 1 | 391196 | 12/29/25 | 12/29/25 | ZXL |
| Chlorobenzene | ND | | mg/L | 0.005 | 0.00009 | 1 | 391196 | 12/29/25 | 12/29/25 | ZXL |
| 1,4-Dichlorobenzene | ND | | mg/L | 0.005 | 0.00009 | 1 | 391196 | 12/29/25 | 12/29/25 | ZXL |
| **Surrogates** | | | | **Limits** | | | | | | |
| Dibromofluoromethane | 94% | | %REC | 70-130 | | 1 | 391196 | 12/29/25 | 12/29/25 | ZXL |
| 1,2-Dichloroethane-d4 | 100% | | %REC | 70-130 | | 1 | 391196 | 12/29/25 | 12/29/25 | ZXL |
| Toluene-d8 | 99% | | %REC | 70-130 | | 1 | 391196 | 12/29/25 | 12/29/25 | ZXL |
| Bromofluorobenzene | 99% | | %REC | 70-130 | | 1 | 391196 | 12/29/25 | 12/29/25 | ZXL |



Results for any subcontracted analyses are not included in this section.

ENTHALPY ANALYTICAL

# Analysis Results for 549864

| 549864-001 Analyte | Result | Qual | Units | RL | MDL | DF | Batch | Prepared | Analyzed | Chemist |
|---|---|---|---|---|---|---|---|---|---|---|
| Method: EPA 8270C<br>Prep Method: EPA 3510C | | | | | | | | | | |
| Pyridine | ND | | mg/L | 0.010 | 0.0028 | 1 | 391224 | 12/29/25 | 12/29/25 | TJW |
| 2-Methylphenol | ND | | mg/L | 0.010 | 0.0032 | 1 | 391224 | 12/29/25 | 12/29/25 | TJW |
| 3-,4-Methylphenol | ND | | mg/L | 0.010 | 0.0030 | 1 | 391224 | 12/29/25 | 12/29/25 | TJW |
| Hexachloroethane | ND | | mg/L | 0.010 | 0.0030 | 1 | 391224 | 12/29/25 | 12/29/25 | TJW |
| Nitrobenzene | ND | | mg/L | 0.025 | 0.0084 | 1 | 391224 | 12/29/25 | 12/29/25 | TJW |
| Hexachlorobutadiene | ND | | mg/L | 0.010 | 0.0022 | 1 | 391224 | 12/29/25 | 12/29/25 | TJW |
| 2,4,6-Trichlorophenol | ND | | mg/L | 0.010 | 0.0041 | 1 | 391224 | 12/29/25 | 12/29/25 | TJW |
| 2,4,5-Trichlorophenol | ND | | mg/L | 0.010 | 0.0037 | 1 | 391224 | 12/29/25 | 12/29/25 | TJW |
| 2,4-Dinitrotoluene | ND | | mg/L | 0.010 | 0.0043 | 1 | 391224 | 12/29/25 | 12/29/25 | TJW |
| Hexachlorobenzene | ND | | mg/L | 0.010 | 0.0030 | 1 | 391224 | 12/29/25 | 12/29/25 | TJW |
| Pentachlorophenol | ND | | mg/L | 0.025 | 0.0057 | 1 | 391224 | 12/29/25 | 12/29/25 | TJW |
| **Surrogates** | | | | **Limits** | | | | | | |
| 2-Fluorophenol | 62% | | %REC | 15-120 | | 1 | 391224 | 12/29/25 | 12/29/25 | TJW |
| Phenol-d6 | 47% | | %REC | 15-120 | | 1 | 391224 | 12/29/25 | 12/29/25 | TJW |
| 2,4,6-Tribromophenol | 85% | | %REC | 15-140 | | 1 | 391224 | 12/29/25 | 12/29/25 | TJW |
| Nitrobenzene-d5 | 70% | | %REC | 15-123 | | 1 | 391224 | 12/29/25 | 12/29/25 | TJW |
| 2-Fluorobiphenyl | 68% | | %REC | 15-120 | | 1 | 391224 | 12/29/25 | 12/29/25 | TJW |
| Terphenyl-d14 | 81% | | %REC | 15-120 | | 1 | 391224 | 12/29/25 | 12/29/25 | TJW |
| Method: EPA 9040B | | | | | | | | | | |
| pH | **7.89** | | SU | | | 1 | 391220 | 12/29/25 | 12/29/25 | BDR |
| Temperature | **18.20** | | deg C | 1.00 | | 1 | 391220 | 12/29/25 | 12/29/25 | BDR |

> Value exceeds indicated concentration
B Contamination found in associated Method Blank
J Estimated value
ND Not Detected



Results for any subcontracted analyses are not included in this section.

ENTHALPY ANALYTICAL

# Batch QC

| | | |
|---|---|---|
| **Type:** Blank | **Lab ID:** QC1326345 | **Batch:** 391221 |
| **Matrix:** Water | **Method:** EPA 6010B | **Prep Method:** EPA 3015A |

| QC1326345 Analyte | Result | Qual | Units | RL | MDL | Prepared | Analyzed |
|---|---|---|---|---|---|---|---|
| Antimony | ND | | mg/L | 0.030 | 0.0064 | 12/29/25 | 12/29/25 |
| Arsenic | ND | | mg/L | 0.010 | 0.0034 | 12/29/25 | 12/29/25 |
| Barium | ND | | mg/L | 0.010 | 0.00091 | 12/29/25 | 12/29/25 |
| Beryllium | ND | | mg/L | 0.0050 | 0.00010 | 12/29/25 | 12/29/25 |
| Cadmium | ND | | mg/L | 0.0050 | 0.00031 | 12/29/25 | 12/29/25 |
| Chromium | ND | | mg/L | 0.010 | 0.00079 | 12/29/25 | 12/29/25 |
| Cobalt | ND | | mg/L | 0.0050 | 0.00080 | 12/29/25 | 12/29/25 |
| Copper | ND | | mg/L | 0.010 | 0.0027 | 12/29/25 | 12/29/25 |
| Lead | ND | | mg/L | 0.010 | 0.0020 | 12/29/25 | 12/29/25 |
| Molybdenum | 0.0049 | J | mg/L | 0.010 | 0.0017 | 12/29/25 | 12/29/25 |
| Nickel | ND | | mg/L | 0.010 | 0.00064 | 12/29/25 | 12/29/25 |
| Selenium | ND | | mg/L | 0.030 | 0.0051 | 12/29/25 | 12/29/25 |
| Silver | ND | | mg/L | 0.0050 | 0.00071 | 12/29/25 | 12/29/25 |
| Thallium | ND | | mg/L | 0.030 | 0.0030 | 12/29/25 | 12/29/25 |
| Vanadium | ND | | mg/L | 0.010 | 0.00072 | 12/29/25 | 12/29/25 |
| Zinc | ND | | mg/L | 0.050 | 0.0019 | 12/29/25 | 12/29/25 |

| | | |
|---|---|---|
| **Type:** Lab Control Sample | **Lab ID:** QC1326346 | **Batch:** 391221 |
| **Matrix:** Water | **Method:** EPA 6010B | **Prep Method:** EPA 3015A |

| QC1326346 Analyte | Result | Spiked | Units | Recovery | Qual | Limits |
|---|---|---|---|---|---|---|
| Antimony | 0.3918 | 0.4000 | mg/L | 98% | | 80-120 |
| Arsenic | 0.3774 | 0.4000 | mg/L | 94% | | 80-120 |
| Barium | 0.3854 | 0.4000 | mg/L | 96% | | 80-120 |
| Beryllium | 0.3907 | 0.4000 | mg/L | 98% | | 80-120 |
| Cadmium | 0.3822 | 0.4000 | mg/L | 96% | | 80-120 |
| Chromium | 0.3832 | 0.4000 | mg/L | 96% | | 80-120 |
| Cobalt | 0.3798 | 0.4000 | mg/L | 95% | | 80-120 |
| Copper | 0.3805 | 0.4000 | mg/L | 95% | | 80-120 |
| Lead | 0.3828 | 0.4000 | mg/L | 96% | | 80-120 |
| Molybdenum | 0.3812 | 0.4000 | mg/L | 95% | | 80-120 |
| Nickel | 0.3793 | 0.4000 | mg/L | 95% | | 80-120 |
| Selenium | 0.3647 | 0.4000 | mg/L | 91% | | 80-120 |
| Silver | 0.1793 | 0.2000 | mg/L | 90% | | 80-120 |
| Thallium | 0.3862 | 0.4000 | mg/L | 97% | | 80-120 |
| Vanadium | 0.3896 | 0.4000 | mg/L | 97% | | 80-120 |
| Zinc | 0.3827 | 0.4000 | mg/L | 96% | | 80-120 |

ENTHALPY ANALYTICAL

# Batch QC

| Type: | Matrix Spike | Lab ID: | QC1326347 | Batch: | 391221 |
|---|---|---|---|---|---|
| Matrix (Source ID): | Water (549865-001) | Method: | EPA 6010B | Prep Method: | EPA 3015A |

| QC1326347 Analyte | Result | Source Sample Result | Spiked | Units | Recovery | Qual | Limits | DF |
|---|---|---|---|---|---|---|---|---|
| Antimony | 3.986 | ND | 4.000 | mg/L | 100% | | 75-125 | 10 |
| Arsenic | 4.237 | 0.3318 | 4.000 | mg/L | 98% | | 75-125 | 10 |
| Barium | 7.148 | 3.421 | 4.000 | mg/L | 93% | | 75-125 | 10 |
| Beryllium | 3.830 | 0.002441 | 4.000 | mg/L | 96% | | 75-125 | 10 |
| Cadmium | 3.624 | ND | 4.000 | mg/L | 91% | | 75-125 | 10 |
| Chromium | 3.956 | 0.1657 | 4.000 | mg/L | 95% | | 75-125 | 10 |
| Cobalt | 3.782 | 0.02477 | 4.000 | mg/L | 94% | | 75-125 | 10 |
| Copper | 4.420 | ND | 4.000 | mg/L | 111% | | 75-125 | 10 |
| Lead | 3.687 | ND | 4.000 | mg/L | 92% | | 75-125 | 10 |
| Molybdenum | 3.820 | 0.01984 | 4.000 | mg/L | 95% | | 75-125 | 10 |
| Nickel | 3.756 | 0.07620 | 4.000 | mg/L | 92% | | 75-125 | 10 |
| Selenium | 3.932 | 0.05869 | 4.000 | mg/L | 97% | | 75-125 | 10 |
| Silver | 1.936 | ND | 2.000 | mg/L | 97% | | 75-125 | 10 |
| Thallium | 3.753 | ND | 4.000 | mg/L | 94% | | 75-125 | 10 |
| Vanadium | 3.997 | 0.06733 | 4.000 | mg/L | 98% | | 75-125 | 10 |
| Zinc | 4.308 | 0.6400 | 4.000 | mg/L | 92% | | 75-125 | 10 |

| Type: | Matrix Spike Duplicate | Lab ID: | QC1326348 | Batch: | 391221 |
|---|---|---|---|---|---|
| Matrix (Source ID): | Water (549865-001) | Method: | EPA 6010B | Prep Method: | EPA 3015A |

| QC1326348 Analyte | Result | Source Sample Result | Spiked | Units | Recovery | Qual | Limits | RPD | RPD Lim | DF |
|---|---|---|---|---|---|---|---|---|---|---|
| Antimony | 3.847 | ND | 4.000 | mg/L | 96% | | 75-125 | 4 | 20 | 10 |
| Arsenic | 4.110 | 0.3318 | 4.000 | mg/L | 94% | | 75-125 | 3 | 20 | 10 |
| Barium | 6.999 | 3.421 | 4.000 | mg/L | 89% | | 75-125 | 2 | 20 | 10 |
| Beryllium | 3.698 | 0.002441 | 4.000 | mg/L | 92% | | 75-125 | 4 | 20 | 10 |
| Cadmium | 3.502 | ND | 4.000 | mg/L | 88% | | 75-125 | 3 | 20 | 10 |
| Chromium | 3.829 | 0.1657 | 4.000 | mg/L | 92% | | 75-125 | 3 | 20 | 10 |
| Cobalt | 3.659 | 0.02477 | 4.000 | mg/L | 91% | | 75-125 | 3 | 20 | 10 |
| Copper | 4.272 | ND | 4.000 | mg/L | 107% | | 75-125 | 3 | 20 | 10 |
| Lead | 3.565 | ND | 4.000 | mg/L | 89% | | 75-125 | 3 | 20 | 10 |
| Molybdenum | 3.714 | 0.01984 | 4.000 | mg/L | 92% | | 75-125 | 3 | 20 | 10 |
| Nickel | 3.638 | 0.07620 | 4.000 | mg/L | 89% | | 75-125 | 3 | 20 | 10 |
| Selenium | 3.790 | 0.05869 | 4.000 | mg/L | 93% | | 75-125 | 4 | 20 | 10 |
| Silver | 1.883 | ND | 2.000 | mg/L | 94% | | 75-125 | 3 | 20 | 10 |
| Thallium | 3.622 | ND | 4.000 | mg/L | 91% | | 75-125 | 4 | 20 | 10 |
| Vanadium | 3.869 | 0.06733 | 4.000 | mg/L | 95% | | 75-125 | 3 | 20 | 10 |
| Zinc | 4.174 | 0.6400 | 4.000 | mg/L | 88% | | 75-125 | 3 | 20 | 10 |

ENTHALPY ANALYTICAL

# Batch QC

| Type: | Serial Dilution | Lab ID: | QC1326349 | Batch: | 391221 |
|---|---|---|---|---|---|
| Matrix (Source ID): | Water (549865-001) | Method: | EPA 6010B | Prep Method: | EPA 3015A |

| QC1326349 Analyte | Result | Source Sample Result | Units | Qual | RPD | RPD Lim | DF |
|---|---|---|---|---|---|---|---|
| Antimony | ND | ND | mg/L | | | | 50 |
| Arsenic | 0.3516 | 0.3318 | mg/L | J | | | 50 |
| Barium | 3.377 | 3.421 | mg/L | | | | 50 |
| Beryllium | ND | 0.002441 | mg/L | | | | 50 |
| Cadmium | ND | ND | mg/L | | | | 50 |
| Chromium | 0.1669 | 0.1657 | mg/L | J | | | 50 |
| Cobalt | ND | 0.02477 | mg/L | | | | 50 |
| Copper | ND | ND | mg/L | | | | 50 |
| Lead | ND | ND | mg/L | | | | 50 |
| Molybdenum | ND | 0.01984 | mg/L | | | | 50 |
| Nickel | 0.07661 | 0.07620 | mg/L | J | | | 50 |
| Selenium | ND | 0.05869 | mg/L | | | | 50 |
| Silver | ND | ND | mg/L | | | | 50 |
| Thallium | ND | ND | mg/L | | | | 50 |
| Vanadium | 0.07934 | 0.06733 | mg/L | J | | | 50 |
| Zinc | 0.6683 | 0.6400 | mg/L | J | | | 50 |

| Type: | Blank | Lab ID: | QC1326356 | Batch: | 391223 |
|---|---|---|---|---|---|
| Matrix: | Water | Method: | EPA 7470A | Prep Method: | EPA 7470A |

| QC1326356 Analyte | Result | Qual | Units | RL | MDL | Prepared | Analyzed |
|---|---|---|---|---|---|---|---|
| Mercury | ND | | mg/L | 0.00040 | 0.000032 | 12/29/25 | 12/29/25 |

| Type: | Lab Control Sample | Lab ID: | QC1326357 | Batch: | 391223 |
|---|---|---|---|---|---|
| Matrix: | Water | Method: | EPA 7470A | Prep Method: | EPA 7470A |

| QC1326357 Analyte | Result | Spiked | Units | Recovery | Qual | Limits |
|---|---|---|---|---|---|---|
| Mercury | 0.005422 | 0.005000 | mg/L | 108% | | 80-120 |

| Type: | Matrix Spike | Lab ID: | QC1326358 | Batch: | 391223 |
|---|---|---|---|---|---|
| Matrix (Source ID): | Water (549865-001) | Method: | EPA 7470A | Prep Method: | EPA 7470A |

| QC1326358 Analyte | Result | Source Sample Result | Spiked | Units | Recovery | Qual | Limits | DF |
|---|---|---|---|---|---|---|---|---|
| Mercury | 0.9910 | 0.01696 | 1.000 | mg/L | 97% | | 75-125 | 200 |

| Type: | Matrix Spike Duplicate | Lab ID: | QC1326359 | Batch: | 391223 |
|---|---|---|---|---|---|
| Matrix (Source ID): | Water (549865-001) | Method: | EPA 7470A | Prep Method: | EPA 7470A |

| QC1326359 Analyte | Result | Source Sample Result | Spiked | Units | Recovery | Qual | Limits | RPD | RPD Lim | DF |
|---|---|---|---|---|---|---|---|---|---|---|
| Mercury | 1.004 | 0.01696 | 1.000 | mg/L | 99% | | 75-125 | 1 | 20 | 200 |

ENTHALPY ANALYTICAL

# Batch QC

| Type: Lab Control Sample | Lab ID: QC1326262 | Batch: 391196 |
|---|---|---|
| Matrix: Water | Method: EPA 8260B | Prep Method: EPA 5030B |

| QC1326262 Analyte | Result | Spiked | Units | Recovery | Qual | Limits |
|---|---|---|---|---|---|---|
| Vinyl Chloride | 0.04380 | 0.05000 | mg/L | 88% | | 70-131 |
| 1,1-Dichloroethene | 0.04578 | 0.05000 | mg/L | 92% | | 69-128 |
| 2-Butanone | 0.1213 | 0.1250 | mg/L | 97% | | 58-139 |
| Chloroform | 0.04648 | 0.05000 | mg/L | 93% | | 73-125 |
| Carbon Tetrachloride | 0.04247 | 0.05000 | mg/L | 85% | | 70-130 |
| 1,2-Dichloroethane | 0.04706 | 0.05000 | mg/L | 94% | | 71-121 |
| Benzene | 0.04428 | 0.05000 | mg/L | 89% | | 76-121 |
| Trichloroethene | 0.04218 | 0.05000 | mg/L | 84% | | 76-124 |
| Tetrachloroethene | 0.03928 | 0.05000 | mg/L | 79% | | 75-125 |
| Chlorobenzene | 0.04336 | 0.05000 | mg/L | 87% | | 78-120 |
| 1,4-Dichlorobenzene | 0.04581 | 0.05000 | mg/L | 92% | | 77-120 |
| **Surrogates** | | | | | | |
| Dibromofluoromethane | 0.05043 | 0.05000 | mg/L | 101% | | 70-130 |
| 1,2-Dichloroethane-d4 | 0.05454 | 0.05000 | mg/L | 109% | | 70-130 |
| Toluene-d8 | 0.04678 | 0.05000 | mg/L | 94% | | 70-130 |
| Bromofluorobenzene | 0.04874 | 0.05000 | mg/L | 97% | | 70-130 |

| Type: Lab Control Sample Duplicate | Lab ID: QC1326263 | Batch: 391196 |
|---|---|---|
| Matrix: Water | Method: EPA 8260B | Prep Method: EPA 5030B |

| QC1326263 Analyte | Result | Spiked | Units | Recovery | Qual | Limits | RPD | RPD Lim |
|---|---|---|---|---|---|---|---|---|
| Vinyl Chloride | 0.04321 | 0.05000 | mg/L | 86% | | 70-131 | 1 | 27 |
| 1,1-Dichloroethene | 0.04432 | 0.05000 | mg/L | 89% | | 69-128 | 3 | 23 |
| 2-Butanone | 0.1280 | 0.1250 | mg/L | 102% | | 58-139 | 5 | 23 |
| Chloroform | 0.04861 | 0.05000 | mg/L | 97% | | 73-125 | 4 | 21 |
| Carbon Tetrachloride | 0.04639 | 0.05000 | mg/L | 93% | | 70-130 | 9 | 23 |
| 1,2-Dichloroethane | 0.04778 | 0.05000 | mg/L | 96% | | 71-121 | 2 | 20 |
| Benzene | 0.04552 | 0.05000 | mg/L | 91% | | 76-121 | 3 | 21 |
| Trichloroethene | 0.04181 | 0.05000 | mg/L | 84% | | 76-124 | 1 | 22 |
| Tetrachloroethene | 0.04169 | 0.05000 | mg/L | 83% | | 75-125 | 6 | 22 |
| Chlorobenzene | 0.04450 | 0.05000 | mg/L | 89% | | 78-120 | 3 | 20 |
| 1,4-Dichlorobenzene | 0.04668 | 0.05000 | mg/L | 93% | | 77-120 | 2 | 20 |
| **Surrogates** | | | | | | | | |
| Dibromofluoromethane | 0.05091 | 0.05000 | mg/L | 102% | | 70-130 | | |
| 1,2-Dichloroethane-d4 | 0.05259 | 0.05000 | mg/L | 105% | | 70-130 | | |
| Toluene-d8 | 0.04876 | 0.05000 | mg/L | 98% | | 70-130 | | |
| Bromofluorobenzene | 0.04756 | 0.05000 | mg/L | 95% | | 70-130 | | |

ENTHALPY ANALYTICAL

# Batch QC

| Type: Blank | Lab ID: QC1326266 | Batch: 391196 |
|---|---|---|
| Matrix: Water | Method: EPA 8260B | Prep Method: EPA 5030B |

| QC1326266 Analyte | Result | Qual | Units | RL | MDL | Prepared | Analyzed |
|---|---|---|---|---|---|---|---|
| Vinyl Chloride | ND | | mg/L | 0.005 | 0.00006 | 12/29/25 | 12/29/25 |
| 1,1-Dichloroethene | ND | | mg/L | 0.005 | 0.00009 | 12/29/25 | 12/29/25 |
| 2-Butanone | ND | | mg/L | 0.1 | 0.002 | 12/29/25 | 12/29/25 |
| Chloroform | ND | | mg/L | 0.005 | 0.00008 | 12/29/25 | 12/29/25 |
| Carbon Tetrachloride | ND | | mg/L | 0.005 | 0.00007 | 12/29/25 | 12/29/25 |
| 1,2-Dichloroethane | ND | | mg/L | 0.005 | 0.0001 | 12/29/25 | 12/29/25 |
| Benzene | ND | | mg/L | 0.005 | 0.00003 | 12/29/25 | 12/29/25 |
| Trichloroethene | ND | | mg/L | 0.005 | 0.00005 | 12/29/25 | 12/29/25 |
| Tetrachloroethene | ND | | mg/L | 0.005 | 0.0001 | 12/29/25 | 12/29/25 |
| Chlorobenzene | ND | | mg/L | 0.005 | 0.00009 | 12/29/25 | 12/29/25 |
| 1,4-Dichlorobenzene | ND | | mg/L | 0.005 | 0.00009 | 12/29/25 | 12/29/25 |
| **Surrogates** | | | | **Limits** | | | |
| Dibromofluoromethane | 96% | | %REC | 70-130 | | 12/29/25 | 12/29/25 |
| 1,2-Dichloroethane-d4 | 96% | | %REC | 70-130 | | 12/29/25 | 12/29/25 |
| Toluene-d8 | 101% | | %REC | 70-130 | | 12/29/25 | 12/29/25 |
| Bromofluorobenzene | 100% | | %REC | 70-130 | | 12/29/25 | 12/29/25 |

| Type: Matrix Spike | Lab ID: QC1326317 | Batch: 391196 |
|---|---|---|
| Matrix (Source ID): Water (549507-015) | Method: EPA 8260B | Prep Method: EPA 5030B |

| QC1326317 Analyte | Result | Source Sample Result | Spiked | Units | Recovery | Qual | Limits | DF |
|---|---|---|---|---|---|---|---|---|
| Vinyl Chloride | 0.02064 | ND | 0.02000 | mg/L | 103% | | 64-128 | 1 |
| 1,1-Dichloroethene | 0.01956 | ND | 0.02000 | mg/L | 98% | | 62-131 | 1 |
| 2-Butanone | 0.05370 | ND | 0.05000 | mg/L | 107% | | 48-157 | 1 |
| Chloroform | 0.02160 | ND | 0.02000 | mg/L | 108% | | 67-127 | 1 |
| Carbon Tetrachloride | 0.01857 | ND | 0.02000 | mg/L | 93% | | 70-140 | 1 |
| 1,2-Dichloroethane | 0.02046 | ND | 0.02000 | mg/L | 102% | | 68-122 | 1 |
| Benzene | 0.01855 | ND | 0.02000 | mg/L | 93% | | 70-123 | 1 |
| Trichloroethene | 0.01760 | ND | 0.02000 | mg/L | 88% | | 65-131 | 1 |
| Tetrachloroethene | 0.01659 | ND | 0.02000 | mg/L | 83% | | 65-132 | 1 |
| Chlorobenzene | 0.01911 | ND | 0.02000 | mg/L | 96% | | 72-121 | 1 |
| 1,4-Dichlorobenzene | 0.01942 | ND | 0.02000 | mg/L | 97% | | 71-122 | 1 |
| **Surrogates** | | | | | | | | |
| Dibromofluoromethane | 0.05153 | | 0.05000 | mg/L | 103% | | 70-130 | 1 |
| 1,2-Dichloroethane-d4 | 0.05220 | | 0.05000 | mg/L | 104% | | 70-130 | 1 |
| Toluene-d8 | 0.04811 | | 0.05000 | mg/L | 96% | | 70-130 | 1 |
| Bromofluorobenzene | 0.04812 | | 0.05000 | mg/L | 96% | | 70-130 | 1 |

ENTHALPY ANALYTICAL

# Batch QC

| | | | | | |
|---|---|---|---|---|---|
| **Type:** | **Matrix Spike Duplicate** | **Lab ID:** | **QC1326318** | **Batch:** | **391196** |
| **Matrix (Source ID):** | **Water (549507-015)** | **Method:** | **EPA 8260B** | **Prep Method:** | **EPA 5030B** |

| QC1326318 Analyte | Result | Source Sample Result | Spiked | Units | Recovery | Qual | Limits | RPD | RPD Lim | DF |
|---|---|---|---|---|---|---|---|---|---|---|
| Vinyl Chloride | 0.01930 | ND | 0.02000 | mg/L | 96% | | 64-128 | 7 | 29 | 1 |
| 1,1-Dichloroethene | 0.01814 | ND | 0.02000 | mg/L | 91% | | 62-131 | 8 | 31 | 1 |
| 2-Butanone | 0.05257 | ND | 0.05000 | mg/L | 105% | | 48-157 | 2 | 30 | 1 |
| Chloroform | 0.01982 | ND | 0.02000 | mg/L | 99% | | 67-127 | 9 | 30 | 1 |
| Carbon Tetrachloride | 0.01796 | ND | 0.02000 | mg/L | 90% | | 70-140 | 3 | 32 | 1 |
| 1,2-Dichloroethane | 0.01981 | ND | 0.02000 | mg/L | 99% | | 68-122 | 3 | 29 | 1 |
| Benzene | 0.01817 | ND | 0.02000 | mg/L | 91% | | 70-123 | 2 | 31 | 1 |
| Trichloroethene | 0.01588 | ND | 0.02000 | mg/L | 79% | | 65-131 | 10 | 31 | 1 |
| Tetrachloroethene | 0.01509 | ND | 0.02000 | mg/L | 75% | | 65-132 | 10 | 31 | 1 |
| Chlorobenzene | 0.01664 | ND | 0.02000 | mg/L | 83% | | 72-121 | 14 | 29 | 1 |
| 1,4-Dichlorobenzene | 0.01856 | ND | 0.02000 | mg/L | 93% | | 71-122 | 5 | 29 | 1 |
| **Surrogates** | | | | | | | | | | |
| Dibromofluoromethane | 0.05252 | | 0.05000 | mg/L | 105% | | 70-130 | | | 1 |
| 1,2-Dichloroethane-d4 | 0.05566 | | 0.05000 | mg/L | 111% | | 70-130 | | | 1 |
| Toluene-d8 | 0.04635 | | 0.05000 | mg/L | 93% | | 70-130 | | | 1 |
| Bromofluorobenzene | 0.04990 | | 0.05000 | mg/L | 100% | | 70-130 | | | 1 |

| | | | | | |
|---|---|---|---|---|---|
| **Type:** | **Blank** | **Lab ID:** | **QC1326361** | **Batch:** | **391224** |
| **Matrix:** | **Water** | **Method:** | **EPA 8270C** | **Prep Method:** | **EPA 3510C** |

| QC1326361 Analyte | Result | Qual | Units | RL | MDL | Prepared | Analyzed |
|---|---|---|---|---|---|---|---|
| Pyridine | ND | | mg/L | 0.010 | 0.0028 | 12/29/25 | 12/29/25 |
| 2-Methylphenol | ND | | mg/L | 0.010 | 0.0032 | 12/29/25 | 12/29/25 |
| 3-,4-Methylphenol | ND | | mg/L | 0.010 | 0.0030 | 12/29/25 | 12/29/25 |
| Hexachloroethane | ND | | mg/L | 0.010 | 0.0030 | 12/29/25 | 12/29/25 |
| Nitrobenzene | ND | | mg/L | 0.025 | 0.0084 | 12/29/25 | 12/29/25 |
| Hexachlorobutadiene | ND | | mg/L | 0.010 | 0.0022 | 12/29/25 | 12/29/25 |
| 2,4,6-Trichlorophenol | ND | | mg/L | 0.010 | 0.0041 | 12/29/25 | 12/29/25 |
| 2,4,5-Trichlorophenol | ND | | mg/L | 0.010 | 0.0037 | 12/29/25 | 12/29/25 |
| 2,4-Dinitrotoluene | ND | | mg/L | 0.010 | 0.0043 | 12/29/25 | 12/29/25 |
| Hexachlorobenzene | ND | | mg/L | 0.010 | 0.0030 | 12/29/25 | 12/29/25 |
| Pentachlorophenol | ND | | mg/L | 0.025 | 0.0057 | 12/29/25 | 12/29/25 |
| **Surrogates** | | | | **Limits** | | | |
| 2-Fluorophenol | 59% | | %REC | 15-120 | | 12/29/25 | 12/29/25 |
| Phenol-d6 | 36% | | %REC | 15-120 | | 12/29/25 | 12/29/25 |
| 2,4,6-Tribromophenol | 78% | | %REC | 15-140 | | 12/29/25 | 12/29/25 |
| Nitrobenzene-d5 | 89% | | %REC | 15-123 | | 12/29/25 | 12/29/25 |
| 2-Fluorobiphenyl | 88% | | %REC | 15-120 | | 12/29/25 | 12/29/25 |
| Terphenyl-d14 | 106% | | %REC | 15-120 | | 12/29/25 | 12/29/25 |

ENTHALPY ANALYTICAL

# Batch QC

| | | |
|---|---|---|
| **Type:** Lab Control Sample | **Lab ID:** QC1326362 | **Batch:** 391224 |
| **Matrix:** Water | **Method:** EPA 8270C | **Prep Method:** EPA 3510C |

| QC1326362 Analyte | Result | Spiked | Units | Recovery | Qual | Limits |
|---|---|---|---|---|---|---|
| Pyridine | 0.02629 | 0.07500 | mg/L | 35% | | 13-120 |
| 2-Methylphenol | 0.06698 | 0.07500 | mg/L | 89% | | 44-120 |
| 3-,4-Methylphenol | 0.06044 | 0.07500 | mg/L | 81% | | 40-120 |
| Hexachloroethane | 0.06981 | 0.07500 | mg/L | 93% | | 33-120 |
| Nitrobenzene | 0.07554 | 0.07500 | mg/L | 101% | | 51-120 |
| Hexachlorobutadiene | 0.06180 | 0.07500 | mg/L | 82% | | 30-120 |
| 2,4,6-Trichlorophenol | 0.07966 | 0.07500 | mg/L | 106% | | 60-122 |
| 2,4,5-Trichlorophenol | 0.07786 | 0.07500 | mg/L | 104% | | 62-124 |
| 2,4-Dinitrotoluene | 0.08456 | 0.07500 | mg/L | 113% | | 69-127 |
| Hexachlorobenzene | 0.07361 | 0.07500 | mg/L | 98% | | 62-120 |
| Pentachlorophenol | 0.06608 | 0.07500 | mg/L | 88% | | 51-120 |
| **Surrogates** | | | | | | |
| 2-Fluorophenol | 0.02303 | 0.04000 | mg/L | 58% | | 15-120 |
| Phenol-d6 | 0.01462 | 0.04000 | mg/L | 37% | | 15-120 |
| 2,4,6-Tribromophenol | 0.03946 | 0.04000 | mg/L | 99% | | 15-140 |
| Nitrobenzene-d5 | 0.04064 | 0.04000 | mg/L | 102% | | 15-123 |
| 2-Fluorobiphenyl | 0.03730 | 0.04000 | mg/L | 93% | | 15-120 |
| Terphenyl-d14 | 0.04191 | 0.04000 | mg/L | 105% | | 15-120 |

| | | |
|---|---|---|
| **Type:** Lab Control Sample Duplicate | **Lab ID:** QC1326363 | **Batch:** 391224 |
| **Matrix:** Water | **Method:** EPA 8270C | **Prep Method:** EPA 3510C |

| QC1326363 Analyte | Result | Spiked | Units | Recovery | Qual | Limits | RPD | RPD Lim |
|---|---|---|---|---|---|---|---|---|
| Pyridine | 0.01247 | 0.07500 | mg/L | 17% | | 13-120 | 71* | 62 |
| 2-Methylphenol | 0.06179 | 0.07500 | mg/L | 82% | | 44-120 | 8 | 51 |
| 3-,4-Methylphenol | 0.05580 | 0.07500 | mg/L | 74% | | 40-120 | 8 | 51 |
| Hexachloroethane | 0.06505 | 0.07500 | mg/L | 87% | | 33-120 | 7 | 59 |
| Nitrobenzene | 0.06886 | 0.07500 | mg/L | 92% | | 51-120 | 9 | 52 |
| Hexachlorobutadiene | 0.05788 | 0.07500 | mg/L | 77% | | 30-120 | 7 | 58 |
| 2,4,6-Trichlorophenol | 0.07534 | 0.07500 | mg/L | 100% | | 60-122 | 6 | 49 |
| 2,4,5-Trichlorophenol | 0.07306 | 0.07500 | mg/L | 97% | | 62-124 | 6 | 46 |
| 2,4-Dinitrotoluene | 0.08274 | 0.07500 | mg/L | 110% | | 69-127 | 2 | 40 |
| Hexachlorobenzene | 0.07393 | 0.07500 | mg/L | 99% | | 62-120 | 0 | 41 |
| Pentachlorophenol | 0.06692 | 0.07500 | mg/L | 89% | | 51-120 | 1 | 42 |
| **Surrogates** | | | | | | | | |
| 2-Fluorophenol | 0.02040 | 0.04000 | mg/L | 51% | | 15-120 | | |
| Phenol-d6 | 0.01347 | 0.04000 | mg/L | 34% | | 15-120 | | |
| 2,4,6-Tribromophenol | 0.03976 | 0.04000 | mg/L | 99% | | 15-140 | | |
| Nitrobenzene-d5 | 0.03700 | 0.04000 | mg/L | 92% | | 15-123 | | |
| 2-Fluorobiphenyl | 0.03595 | 0.04000 | mg/L | 90% | | 15-120 | | |
| Terphenyl-d14 | 0.04155 | 0.04000 | mg/L | 104% | | 15-120 | | |

ENTHALPY ANALYTICAL

# Batch QC

| | | |
|---|---|---|
| **Type: Blank** | **Lab ID: QC1326367** | **Batch: 391224** |
| **Matrix: Water** | **Method: EPA 8270C** | **Prep Method: EPA 3510C** |

| QC1326367 Analyte | Result | Qual | Units | RL | MDL | Prepared | Analyzed |
|---|---|---|---|---|---|---|---|
| Pyridine | ND | | mg/L | 0.010 | 0.0028 | 12/29/25 | 12/29/25 |
| 2-Methylphenol | ND | | mg/L | 0.010 | 0.0032 | 12/29/25 | 12/29/25 |
| 3-,4-Methylphenol | ND | | mg/L | 0.010 | 0.0030 | 12/29/25 | 12/29/25 |
| Hexachloroethane | ND | | mg/L | 0.010 | 0.0030 | 12/29/25 | 12/29/25 |
| Nitrobenzene | ND | | mg/L | 0.025 | 0.0084 | 12/29/25 | 12/29/25 |
| Hexachlorobutadiene | ND | | mg/L | 0.010 | 0.0022 | 12/29/25 | 12/29/25 |
| 2,4,6-Trichlorophenol | ND | | mg/L | 0.010 | 0.0041 | 12/29/25 | 12/29/25 |
| 2,4,5-Trichlorophenol | ND | | mg/L | 0.010 | 0.0037 | 12/29/25 | 12/29/25 |
| 2,4-Dinitrotoluene | ND | | mg/L | 0.010 | 0.0043 | 12/29/25 | 12/29/25 |
| Hexachlorobenzene | ND | | mg/L | 0.010 | 0.0030 | 12/29/25 | 12/29/25 |
| Pentachlorophenol | ND | | mg/L | 0.025 | 0.0057 | 12/29/25 | 12/29/25 |
| **Surrogates** | | | | **Limits** | | | |
| 2-Fluorophenol | 55% | | %REC | 15-120 | | 12/29/25 | 12/29/25 |
| Phenol-d6 | 37% | | %REC | 15-120 | | 12/29/25 | 12/29/25 |
| 2,4,6-Tribromophenol | 81% | | %REC | 15-140 | | 12/29/25 | 12/29/25 |
| Nitrobenzene-d5 | 89% | | %REC | 15-123 | | 12/29/25 | 12/29/25 |
| 2-Fluorobiphenyl | 89% | | %REC | 15-120 | | 12/29/25 | 12/29/25 |
| Terphenyl-d14 | 103% | | %REC | 15-120 | | 12/29/25 | 12/29/25 |

| | | |
|---|---|---|
| **Type: Lab Control Sample** | **Lab ID: QC1326368** | **Batch: 391224** |
| **Matrix: Water** | **Method: EPA 8270C** | **Prep Method: EPA 3510C** |

| QC1326368 Analyte | Result | Spiked | Units | Recovery | Qual | Limits |
|---|---|---|---|---|---|---|
| Pyridine | 0.02216 | 0.07500 | mg/L | 30% | | 13-120 |
| 2-Methylphenol | 0.06581 | 0.07500 | mg/L | 88% | | 44-120 |
| 3-,4-Methylphenol | 0.06201 | 0.07500 | mg/L | 83% | | 40-120 |
| Hexachloroethane | 0.06707 | 0.07500 | mg/L | 89% | | 33-120 |
| Nitrobenzene | 0.07280 | 0.07500 | mg/L | 97% | | 51-120 |
| Hexachlorobutadiene | 0.05835 | 0.07500 | mg/L | 78% | | 30-120 |
| 2,4,6-Trichlorophenol | 0.07641 | 0.07500 | mg/L | 102% | | 60-122 |
| 2,4,5-Trichlorophenol | 0.07741 | 0.07500 | mg/L | 103% | | 62-124 |
| 2,4-Dinitrotoluene | 0.08433 | 0.07500 | mg/L | 112% | | 69-127 |
| Hexachlorobenzene | 0.07241 | 0.07500 | mg/L | 97% | | 62-120 |
| Pentachlorophenol | 0.06924 | 0.07500 | mg/L | 92% | | 51-120 |
| **Surrogates** | | | | | | |
| 2-Fluorophenol | 0.02315 | 0.04000 | mg/L | 58% | | 15-120 |
| Phenol-d6 | 0.01586 | 0.04000 | mg/L | 40% | | 15-120 |
| 2,4,6-Tribromophenol | 0.04098 | 0.04000 | mg/L | 102% | | 15-140 |
| Nitrobenzene-d5 | 0.03973 | 0.04000 | mg/L | 99% | | 15-123 |
| 2-Fluorobiphenyl | 0.03524 | 0.04000 | mg/L | 88% | | 15-120 |
| Terphenyl-d14 | 0.04292 | 0.04000 | mg/L | 107% | | 15-120 |

# Batch QC

| | | | | | |
|---|---|---|---|---|---|
| **Type:** | **Lab Control Sample Duplicate** | **Lab ID:** | **QC1326369** | **Batch:** | **391224** |
| **Matrix:** | **Water** | **Method:** | **EPA 8270C** | **Prep Method:** | **EPA 3510C** |

| QC1326369 Analyte | Result | Spiked | Units | Recovery | Qual | Limits | RPD | RPD Lim |
|---|---|---|---|---|---|---|---|---|
| Pyridine | 0.01821 | 0.07500 | mg/L | 24% | | 13-120 | 20 | 62 |
| 2-Methylphenol | 0.05726 | 0.07500 | mg/L | 76% | | 44-120 | 14 | 51 |
| 3-,4-Methylphenol | 0.05149 | 0.07500 | mg/L | 69% | | 40-120 | 19 | 51 |
| Hexachloroethane | 0.06977 | 0.07500 | mg/L | 93% | | 33-120 | 4 | 59 |
| Nitrobenzene | 0.07298 | 0.07500 | mg/L | 97% | | 51-120 | 0 | 52 |
| Hexachlorobutadiene | 0.06306 | 0.07500 | mg/L | 84% | | 30-120 | 8 | 58 |
| 2,4,6-Trichlorophenol | 0.08220 | 0.07500 | mg/L | 110% | | 60-122 | 7 | 49 |
| 2,4,5-Trichlorophenol | 0.08153 | 0.07500 | mg/L | 109% | | 62-124 | 5 | 46 |
| 2,4-Dinitrotoluene | 0.08631 | 0.07500 | mg/L | 115% | | 69-127 | 2 | 40 |
| Hexachlorobenzene | 0.07603 | 0.07500 | mg/L | 101% | | 62-120 | 5 | 41 |
| Pentachlorophenol | 0.07004 | 0.07500 | mg/L | 93% | | 51-120 | 1 | 42 |
| **Surrogates** | | | | | | | | |
| 2-Fluorophenol | 0.01755 | 0.04000 | mg/L | 44% | | 15-120 | | |
| Phenol-d6 | 0.01072 | 0.04000 | mg/L | 27% | | 15-120 | | |
| 2,4,6-Tribromophenol | 0.04340 | 0.04000 | mg/L | 109% | | 15-140 | | |
| Nitrobenzene-d5 | 0.04060 | 0.04000 | mg/L | 101% | | 15-123 | | |
| 2-Fluorobiphenyl | 0.03849 | 0.04000 | mg/L | 96% | | 15-120 | | |
| Terphenyl-d14 | 0.04375 | 0.04000 | mg/L | 109% | | 15-120 | | |

| | | | | | |
|---|---|---|---|---|---|
| **Type:** | **Sample Duplicate** | **Lab ID:** | **QC1326338** | **Batch:** | **391220** |
| **Matrix (Source ID):** | **Water (549827-001)** | **Method:** | **EPA 9040B** | | |

| QC1326338 Analyte | Result | Source Sample Result | Units | Qual | RPD | RPD Lim | DF |
|---|---|---|---|---|---|---|---|
| pH | 5.950 | 5.930 | SU | | 0 | 20 | 1 |
| Temperature | 21.70 | 21.50 | deg C | | 1 | 20 | 1 |

* Value is outside QC limits
J Estimated value
ND Not Detected

Enthalpy Analytical
931 West Barkley Ave
Orange, CA 92868
(714) 771-6900

enthalpy.com

Lab Job Number : 549965
Report Level : II
Report Date : 01/08/2026

**Analytical Report** *prepared for:*

Helen Dubach
CTEH Chiquita Canyon Landfill - PROJ-037507
5120 Northshore Drive
North Little Rock, AR 72118

Project: EAST BASIN - East Basin Waters & Soils - Stormwater Scope

*Authorized for release by:*



David Tripp, Project Manager
657-581-4710
david.tripp@enthalpy.com

This data package has been reviewed for technical correctness and completeness. Release of this data has been authorized by the Laboratory Manager or the Manager's designee, as verified by the above signature which applies to this PDF file as well as any associated electronic data deliverable files. The results contained in this report meet all requirements of NELAP and pertain only to those samples which were submitted for analysis. This report may be reproduced only in its entirety.

CA ELAP# 1338, CA ELAP #1338-S1, NELAP# 4038, SCAQMD LAP# 18LA0518, LACSD ID# 10105, ORELAP# 4197

ENTHALPY ANALYTICAL

# Sample Summary

| | | |
|---|---|---|
| Helen Dubach<br>CTEH Chiquita Canyon Landfill - PROJ-037507<br>5120 Northshore Drive<br>North Little Rock, AR 72118 | Lab Job #:<br>Project No:<br>Location:<br>Date Received: | 549965<br>EAST BASIN<br>East Basin Waters & Soils - Stormwater Scope<br>12/30/25 |

| Sample ID | Lab ID | Collected | Matrix |
|---|---|---|---|
| EAST BASIN | 549965-001 | 12/30/25 11:45 | Water |

ENTHALPY ANALYTICAL

# Case Narrative

| | |
|---|---|
| CTEH Chiquita Canyon Landfill - PROJ-037507<br>5120 Northshore Drive<br>North Little Rock, AR 72118<br>Helen Dubach | Lab Job Number: 549965<br>Project No: EAST BASIN<br>Location: East Basin Waters & Soils - Stormwater Scope<br>Date Received: 12/30/25 |

This data package contains sample and QC results for one water sample, requested for the above referenced project on 12/30/25. The sample was received in good condition. No Coliform testing per no sample collected for COLI and prior text notification that Coliforms would not be collected (confirmed by phone with CTEH field crew 12/30/25).

**Volatile Organics by GC/MS (EPA 8260B):**

- Low recovery was observed for chlorobenzene in the MS for batch 391356; the parent sample was not a project sample, the BS/BSD were within limits, and the associated RPD was within limits.
- EAST BASIN (lab # 549965-001) had pH greater than 2.
- No other analytical problems were encountered.

**Semivolatile Organics by GC/MS (EPA 8270C):**
No analytical problems were encountered.

**Semivolatile Organics by GC/MS (EPA 625.1):**
No analytical problems were encountered.

**Semivolatile Organics by GC/MS SIM (EPA 8270C-SIM):**
No analytical problems were encountered.

**Pesticides (EPA 8081A):**
No analytical problems were encountered.

**Total Organic Carbon by IR (SM 5310B):**
No analytical problems were encountered.

**PCBs (EPA 8082):**
No analytical problems were encountered.

**Metals (EPA 200.7, EPA 200.8, and EPA 245.1):**

- Low recoveries were observed for boron, antimony, and tin in the MS/MSD for batch 391329; the parent sample was not a project sample, the LCS was within limits, and the associated RPDs were within limits.
- Sodium was detected between the MDL and the RL in the method blank for batch 391342; this analyte was detected in the sample at a level at least 10 times that of the blank.
- No other analytical problems were encountered.

**Ion Chromatography (EPA 300.0):**

- Responses exceeding the instrument's linear range were observed for nitrogen, nitrate and sulfate in the MS/MSD for batch 391299 and the MS/MSD of EAST BASIN (lab # 549965-001); affected data was qualified with "E".
- No other analytical problems were encountered.

**Conductivity (SM2510B):**
No analytical problems were encountered.

**Total Oil & Grease (HEM) (EPA 1664A):**

- Matrix spikes were not performed for this analysis due to insufficient sample volume.
- No analytical problems were encountered.

**Total Phenolics (EPA 420.1):**
No analytical problems were encountered.

**Alkalinity (SM2320B):**
No analytical problems were encountered.

**Sulfide (SM 4500-S2-D):**
No analytical problems were encountered.

**Total Dissolved Solids (TDS) (SM2540C):**
No analytical problems were encountered.

**Total Suspended Solids (TSS) (SM2540D):**
No analytical problems were encountered.

**Chemical Oxygen Demand (SM5220D):**
No analytical problems were encountered.

**Biochemical Oxygen Demand (SM5210B):**
No analytical problems were encountered.

**Turbidity (SM2130B):**
No analytical problems were encountered.

**Cyanide - Semi-Automated Method (SM 4500-CN-E and SM 4500-CN-E):**

- High RPD was observed for cyanide in the MS/MSD for batch 391320; the parent sample was not a project sample, and this analyte was not detected at or above the RL in the associated sample.
- No other analytical problems were encountered.

**Ammonia and TKN- Semi-Automated Method (SM 4500-NH3-G):**
No analytical problems were encountered.

**Organophosphorus Pesticides (EPA 8141A):**
Pace Laboratories in Bakersfield, CA performed the analysis (see sublab report section for certifications). Please see the Pace Laboratories case narrative.

**8151A Chlorinated Herbicides (EPA 8151A):**
McCampbell Analytical, Inc. in Pittsburg, CA performed the analysis (NELAP certified). Please see the McCampbell Analytical, Inc. case narrative.

**RSK-175 CO2 (RSK-175):**
McCampbell Analytical, Inc. in Pittsburg, CA performed the analysis (see sublab report section for certifications). Please see the McCampbell Analytical, Inc. case narrative.

**Dioxins & Furans (EPA 8290):**
Enthalpy - El Dorado Hills in El Dorado Hills, CA performed the analysis (see sublab report section for certifications). Please see the Enthalpy - El Dorado Hills case narrative.

ENTHALPY ANALYTICAL

# Detection Summary

Helen Dubach
CTEH Chiquita Canyon Landfill - PROJ-037507
5120 Northshore Drive
North Little Rock, AR 72118

Lab Job #: 549965
Project No: EAST BASIN
Location: East Basin Waters & Soils - Stormwater Scope
Date Received: 12/30/25

**Sample ID: EAST BASIN** **Lab ID: 549965-001** **Collected: 12/30/25 11:45**
**Matrix: Water**

| 549965-001 Analyte | Result | Qual | Units | RL | MDL |
|---|---|---|---|---|---|
| Method: EPA 200.7<br>Prep Method: EPA 3015A | | | | | |
| Calcium | **51** | | mg/L | 0.10 | 0.0095 |
| Iron | **0.71** | | mg/L | 0.050 | 0.017 |
| Magnesium | **11** | | mg/L | 0.10 | 0.017 |
| Potassium | **13** | | mg/L | 0.50 | 0.20 |
| Sodium | **57** | | mg/L | 0.50 | 0.017 |
| Method: EPA 200.8<br>Prep Method: EPA 3015A | | | | | |
| Arsenic | **4.3** | | ug/L | 2.0 | 0.30 |
| Barium | **62** | | ug/L | 5.0 | 0.44 |
| Boron | **210** | | ug/L | 100 | 57 |
| Chromium | **2.3** | J | ug/L | 5.0 | 0.40 |
| Cobalt | **0.76** | J | ug/L | 1.0 | 0.14 |
| Copper | **5.3** | | ug/L | 3.0 | 0.84 |
| Lead | **0.52** | J | ug/L | 5.0 | 0.23 |
| Manganese | **29** | | ug/L | 10 | 4.3 |
| Nickel | **3.0** | J | ug/L | 5.0 | 0.91 |
| Selenium | **5.4** | | ug/L | 4.0 | 1.8 |
| Vanadium | **4.0** | J | ug/L | 5.0 | 0.59 |
| Zinc | **9.0** | J | ug/L | 10 | 7.6 |
| Method: EPA 300.0<br>Prep Method: METHOD | | | | | |
| Fluoride | **0.24** | | mg/L | 0.20 | 0.072 |
| Chloride | **28** | | mg/L | 1.0 | 0.27 |
| Nitrogen, Nitrite | **0.13** | | mg/L | 0.10 | 0.02 |
| Nitrogen, Nitrate | **1.8** | | mg/L | 0.10 | 0.05 |
| Sulfate | **130** | | mg/L | 10 | 2.5 |
| Method: EPA 350.1<br>Prep Method: METHOD | | | | | |
| Ammonia-N | **0.25** | | mg/L | 0.10 | 0.050 |
| Method: EPA 8260B<br>Prep Method: EPA 5030B | | | | | |
| Benzene | **0.04** | J | ug/L | 1.0 | 0.03 |
| Method: EPA 8270C-SIM<br>Prep Method: EPA 3535 | | | | | |
| 1,4-Dioxane | **1.0** | | ug/L | 1.0 | 0.84 |
| Method: SM 5310B<br>Prep Method: SM 5310B | | | | | |
| Total Organic Carbon | **30** | | mg/L | 1.0 | 0.49 |
| Method: SM2130B | | | | | |
| Turbidity | **50** | | NTU | 0.20 | 0.12 |



Results for any subcontracted analyses are not included in this summary. Data qualifiers and additional information necessary for the interpretation of the test results are contained in the PDF file and may not be included in this summary.

ENTHALPY ANALYTICAL

# Detection Summary

| 549965-001 Analyte | Result | Qual | Units | RL | MDL |
|---|---|---|---|---|---|
| Method: SM2320B<br>Prep Method: METHOD | | | | | |
| Bicarbonate | **140** | | mg/L | 5.0 | |
| Alkalinity, Total as CaCO3 | **110** | | mg/L | 5.0 | |
| Method: SM2510B<br>Prep Method: METHOD | | | | | |
| Specific Conductance | **630** | | umhos/cm | 1.0 | |
| Method: SM2540C<br>Prep Method: METHOD | | | | | |
| Total Dissolved Solids | **440** | | mg/L | 20 | |
| Method: SM2540D<br>Prep Method: METHOD | | | | | |
| Total Suspended Solids | **49** | | mg/L | 0.5 | |
| Method: SM5210B<br>Prep Method: METHOD | | | | | |
| Biochemical Oxygen Demand | **4.8** | BOD5 | mg/L | 3.0 | |
| Method: SM5220D<br>Prep Method: SM 5220D | | | | | |
| Chemical Oxygen Demand | **77** | | mg/L | 4.0 | 2.0 |

BOD5 Estimated result, under-depleted, highest volume replicate reported
J Estimated value



Results for any subcontracted analyses are not included in this summary. Data qualifiers and additional information necessary for the interpretation of the test results are contained in the PDF file and may not be included in this summary.

Login 549965

**Entnalpy Analytical - Orange**

931 W. Barkley Avenue, Orange, CA 92868

Phone 714-771-6900

# Chain of Custody Record

Lab No: 549965

Page: 1 of 3

## Turn Around Time (rush by advanced notice only)

| Standard: | X | 5 Day: | | 3 Day: | |
|---|---|---|---|---|---|
| 2 Day: | | 1 Day: | | Custom TAT: | |

**Matrix:** A = Air S = Soil/Solid W = Water DW = Drinking Wate SD = Sediment PP = Pure Product SEA = Sea Water SW = Swab T = Tissue WP = Wipe O = Other

**Preservatives:** 1 = $Na_2S_2O_3$ 2 = HCl 3 = $HNO_3$ 4 = $H_2SO_4$ 5 = NaOH 6 = Other

**Sample Receipt Temp:** 1/15 4.4/4.2 1.2/4.2 (lab use only)

| CUSTOMER INFORMATION | | PROJECT INFORMATION | |
|---|---|---|---|
| Company: | Chiquita Canyon, LLC | Name: | East Basin |
| Report To: | Kate Logan | Number: | |
| Email: | kate.logan@wasteconnections.com | P.O. #: | |
| Address: | 29201 Henry Mayo Drive | Address: | 29201 Henry Mayo Drive |
| | Castaic, CA 91384 | | Castaic, CA 91384 |
| Phone: | 682-559-3880 | Global ID: | |
| Fax: | | Sampled By: | MT, CH |

| | Sample ID | Sampling Date | Sampling Time | Matrix | Container No. / Size | Pres. | 200.7/200.8 Metals (see comments) | 245.1 Mercury | 4500-CN-E Cyanide | 8081 Pesticides / 8082 PCBs | 8141 Organophosphorous Pesticides | 8151 Herbicides | 8260 VOCs | 8260 Acrolein/Acrylonitrile | 8270C | 8290 2,3,7,8-TCDD | Test Instructions / Comments |
|---|---|---|---|---|---|---|---|---|---|---|---|---|---|---|---|---|---|
| 1 | East Basin | 12/30/25 | 1145 | W | 30 | 6,2,4,1 | X | X | X | X | X | X | X | X | X | X | Temp: 14°C, pH 8.33 |
| 2 | | | | | | | | | | | | | | | | | |
| 3 | | | | | | | | | | | | | | | | | |
| 4 | | | | | | | | | | | | | | | | | |
| 5 | | | | | | | | | | | | | | | | | |
| 6 | | | | | | | | | | | | | | | | | |
| 7 | | | | | | | | | | | | | | | | | |
| 8 | | | | | | | | | | | | | | | | | |
| 9 | | | | | | | | | | | | | | | | | |
| 10 | | | | | | | | | | | | | | | | | |

**Analysis Request**

**Test Instructions / Comments**

**200.8 - Ag, As, B, Ba, Be, Cd, Co, Cr, Cu, Ni, Mn, Pb, Sb, Se, Sn, Tl, V, Zn**
**200.7 - Fe, Ca, K, Mg, Na**

**Additional email recipients:**
**matt.breuer@wasteconnections.com**
**stormwater@wasteconnections.com**
**tmb@swteng.com**
**aav@swteng.com**

**Direct invoices to:**
**Maribel Bolanos**
**(661) 257-3665**

| | Signature | Print Name | Company / Title | Date / Time |
|---|---|---|---|---|
| [1] Relinquished By: | | Matt Tuggle | CTEH | 12/30 1510 |
| [1] Received By: | | DKR | EA | 12/30/25 1610 |
| [2] Relinquished By: | | | | |
| [2] Received By: | | | | |
| [3] Relinquished By: | | | | |
| [3] Received By: | | | | |

# ENTHALPY ANALYTICAL

## Chain of Custody Record

Lab No: 549965

Page: 2 of 3

| Turn Around Time (rush by advanced notice only) | | | | | |
|---|---|---|---|---|---|
| Standard: | X | 5 Day: | | 3 Day: | |
| 2 Day: | | 1 Day: | | Custom TAT: | |


**Enthalpy Analytical - Orange**

931 W. Barkley Avenue, Orange, CA 92868

Phone 714-771-6900


**Matrix:** A = Air S = Soil/Solid W = Water DW = Drinking Wate SD = Sediment PP = Pure Product SEA = Sea Water SW = Swab T = Tissue WP = Wipe O = Other

**Preservatives:** 1 = $Na_2S_2O_3$ 2 = HCl 3 = $HNO_3$ 4 = $H_2SO_4$ 5 = NaOH 6 = Other

**Sample Receipt Temp:** (lab use only)

| CUSTOMER INFORMATION | | PROJECT INFORMATION | |
|---|---|---|---|
| Company: | Chiquita Canyon, LLC | Name: | East Basin |
| Report To: | Kate Logan | Number: | |
| Email: | kate.logan@wasteconnections.com | P.O. #: | |
| Address: | 29201 Henry Mayo Drive | Address: | 29201 Henry Mayo Drive |
| | Castaic, CA 91384 | | Castaic, CA 91384 |
| Phone: | 682-559-3880 | Global ID: | |
| Fax: | | Sampled By: | MT, CH |

| | Sample ID | Sampling Date | Sampling Time | Matrix | Container No. / Size | Pres. | SM4500-S2-D Total Sulfide | 420.1 Total Phenolics | 1664A Oil and Grease | SM5210B BOD | 9221F E. Coli | 300.0 Cl, Br, Fl, NO3, NO2, SO4 | 2540D TSS | 5310B TOC | 8270 SIM 1,4-Dioxane | SM2320B Alkalinity | Test Instructions / Comments |
|---|---|---|---|---|---|---|---|---|---|---|---|---|---|---|---|---|---|
| 1 | East Basin | 12/30/25 | 1145 | W | 30 | 6,2,4,1 | X | X | X | X | X | X | X | X | X | X | Temp: 14°C, pH 8.33 |
| 2 | | | | | | | | | | | | | | | | | |
| 3 | | | | | | | | | | | | | | | | | |
| 4 | | | | | | | | | | | | | | | | | |
| 5 | | | | | | | | | | | | | | | | | |
| 6 | | | | | | | | | | | | | | | | | |
| 7 | | | | | | | | | | | | | | | | | |
| 8 | | | | | | | | | | | | | | | | | |
| 9 | | | | | | | | | | | | | | | | | |
| 10 | | | | | | | | | | | | | | | | | |

**Analysis Request**

**Test Instructions / Comments**

**Additional email recipients:**
matt.breuer@wasteconnections.com
stormwater@wasteconnections.com
tmb@swteng.com
aav@swteng.com

**Direct invoices to:**
Maribel Bolanos
(661) 257-3665

| | Signature | Print Name | Company / Title | Date / Time |
|---|---|---|---|---|
| [1] Relinquished By: | | Matt Tuggle | CTEH | 12/30 1510 |
| [1] Received By: | | JKR | EA | 12/30/25 1510 |
| [2] Relinquished By: | | | | |
| [2] Received By: | | | | |
| [3] Relinquished By: | | | | |
| [3] Received By: | | | | |

# ENTHALPY ANALYTICAL

## Chain of Custody Record

Lab No: 599965

Page: 3 of 3

| Turn Around Time (rush by advanced notice only) | | | | | |
|---|---|---|---|---|---|
| Standard: | X | 5 Day: | | 3 Day: | |
| 2 Day: | | 1 Day: | | Custom TAT: | |


**Enthalpy Analytical - Orange**

931 W. Barkley Avenue, Orange, CA 92868

Phone 714-771-6900


**Matrix:** A = Air S = Soil/Solid W = Water DW = Drinking Wate SD = Sediment PP = Pure Product SEA = Sea Water SW = Swab T = Tissue WP = Wipe O = Other

**Preservatives:** 1 = $Na_2S_2O_3$ 2 = HCl 3 = $HNO_3$ 4 = $H_2SO_4$ 5 = NaOH 6 = Other

**Sample Receipt Temp:** (lab use only)

| CUSTOMER INFORMATION | | PROJECT INFORMATION | |
|---|---|---|---|
| Company: | Chiquita Canyon, LLC | Name: | East Basin |
| Report To: | Kate Logan | Number: | |
| Email: | kate.logan@wasteconnections.com | P.O. #: | |
| Address: | 29201 Henry Mayo Drive | Address: | 29201 Henry Mayo Drive |
| | Castaic, CA 91384 | | Castaic, CA 91384 |
| Phone: | 682-559-3880 | Global ID: | |
| Fax: | | Sampled By: | MT, CH |

| | Sample ID | Sampling Date | Sampling Time | Matrix | Container No. / Size | Pres. | SM5220D Chemical Oxygen Demand | SM2510B Specific Conductance | RSK-175 Carbon Dioxide | 2540E TDS | SM2130B Turbidity | 350.1 Ammonia | 625.1 - See Comments | 625.1 Alpha-Terpineol | | | Test Instructions / Comments |
|---|---|---|---|---|---|---|---|---|---|---|---|---|---|---|---|---|---|
| 1 | East Basin | 12/30/25 | 1145 | W | 30 | 6,2,4,1 | X | X | X | X | X | X | X | X | X | X | Temp: 14°C, pH 8.33 |
| 2 | | | | | | | | | | | | | | | | | |
| 3 | | | | | | | | | | | | | | | | | |
| 4 | | | | | | | | | | | | | | | | | |
| 5 | | | | | | | | | | | | | | | | | |
| 6 | | | | | | | | | | | | | | | | | |
| 7 | | | | | | | | | | | | | | | | | |
| 8 | | | | | | | | | | | | | | | | | |
| 9 | | | | | | | | | | | | | | | | | |
| 10 | | | | | | | | | | | | | | | | | |

**Analysis Request**

**Test Instructions / Comments**

**625.1 - Benzoic Acid, Pyridine, Phenol, 2-methylphenol, 3,4-methylphenol, Cresol, Naphthalene, alpha-terpineol**

**Additional email recipients:**
**matt.breuer@wasteconnections.com**
**stormwater@wasteconnections.com**
**tmb@swteng.com**
**aav@swteng.com**

**Direct invoices to:**
**Maribel Bolanos**
**(661) 257-3665**

| | Signature | Print Name | Company / Title | Date / Time |
|---|---|---|---|---|
| 1 Relinquished By: | | Matt Tuggle | CTEH | 12/30 1510 |
| 1 Received By: | | VKR | EA | 12/30/25 1510 |
| 2 Relinquished By: | | | | |
| 2 Received By: | | | | |
| 3 Relinquished By: | | \ | | |
| 3 Received By: | | | | |

# SAMPLE RECEIPT CHECKLIST

**Section 1: General Info**

Date Received: 12/30/15 WO# 549965 Client: Chiquita Canyon

**Section 2: Shipping / Custody** **Are custody seals present?** ☐ Yes ☑ No

Custody seals intact on arrival? ☑ N/A ☐ Yes ☐ No ☐ On cooler / box ☐ On samples

☐ Courier ☑ Walk-In ☐ Field Sampling ☐ Shipping Info: _____

**Section 3a: Condition / Packaging** ☐ **Outside 0.0 - 6.0°C (0.0 - 10.0°C for microbiology) (PM notified)**

Date Opened 12/30/15 By (initials) JKR / JKC Type of ice used: ☑ Wet ☐ Blue/Gel ☐ None

☐ Samples received on ice directly from the field; cooling process had begun. (if checked, skip temperatures)

☐ Sample matrix doesn't require cooling (e.g. air, bulk PCB). (if checked, skip temperatures)

If no cooler: Observed/Adjusted Temp (°C): _____ / _____ Thermometer/IR Gun: IR 15 CF: +0.2

Cooler Temp (°C) #1: 4.4 / 4.8 #2: 3.8 / 4.2 #3: ____ / ____ #4: ____ / ____ #5: ____ / ____ #6: ____ / ____

**Section 3b: Microbiology Samples** ☑ **No microbiology samples submitted (skip 3b)**

☐ Within temp range 0.0 - 10.0°C or received on ice directly from field.

☐ Adequate headspace for microbiology analysis.

**Section 3c: Air Samples** ☑ **No air samples submitted (skip 3c)**

☐ 1.4L Canisters ☐ 6L Canisters ☐ Tedlar Bags ☐ MCE Cassettes ☐ Sorbent Tubes ☐ Other _____

| **Section 4: Containers / Labels / Samples** | YES | NO | N/A |
|---|---|---|---|
| 1) Were custody papers present, filled properly, and legible? | ✓ | | |
| 2) Is the sampler's name present on the CoC? | ✓ | | |
| 3) Were containers received in good condition (unbroken / unopened / uncompromised)? | ✓ | | |
| 4) Were the samples bagged? (required for microbiology samples; recommended for soil samples) | | | — |
| 5) Were all of, and only, the correct samples received? | ✓ | | |
| 6) Are sample labels present, legible, and in agreement with the CoC? | ✓ | | |
| 7) Does the container count match the CoC? | ✓ | | |
| 8) Was sufficient sample volume / mass received for the analyses requested? | ✓ | | |
| 9) Were samples received in proper containers for the analyses requested? | ✓ | | |
| 10) Were samples received with > 1/2 holding time remaining? | ✓ | | |
| 11) Are samples properly preserved as indicated by CoC / labels? | ✓ | | |
| 12) Unpreserved VOAs received - If necessary, was the hold time changed in LIMS? | | | — |
| 13) Are VOA vials free from headspace/bubbles > 6mm? | ✓ | | |

**Section 5: Explanations / Comments**

(If no comments are made, then no discrepancies noted.)

☐ **No additional discrepancies**

**Date Logged** 12/30/15 **By (print)** GCK **(sign)** _____

**Date Labeled** 12/30/15 **By (print)** JKR / AGR **(sign)** for JKR / AGR

ENTHALPY ANALYTICAL

# Analysis Results for 549965

Helen Dubach
CTEH Chiquita Canyon Landfill - PROJ-037507
5120 Northshore Drive
North Little Rock, AR 72118

Lab Job #: 549965
Project No: EAST BASIN
Location: East Basin Waters & Soils - Stormwater Scope
Date Received: 12/30/25

**Sample ID: EAST BASIN** **Lab ID: 549965-001** **Collected: 12/30/25 11:45**
**Matrix: Water**

| 549965-001 Analyte | Result | Qual | Units | RL | MDL | DF | Batch | Prepared | Analyzed | Chemist |
|---|---|---|---|---|---|---|---|---|---|---|
| Method: EPA 1664A<br>Prep Method: METHOD | | | | | | | | | | |
| Total Oil and Grease | ND | | mg/L | 4.9 | 0.96 | 0.99 | 391347 | 12/31/25 | 12/31/25 | JAG |
| Method: EPA 200.7<br>Prep Method: EPA 3015A | | | | | | | | | | |
| Calcium | **51** | | mg/L | 0.10 | 0.0095 | 1 | 391342 | 12/30/25 | 12/30/25 | KAM |
| Iron | **0.71** | | mg/L | 0.050 | 0.017 | 1 | 391342 | 12/30/25 | 12/30/25 | KAM |
| Magnesium | **11** | | mg/L | 0.10 | 0.017 | 1 | 391342 | 12/30/25 | 12/30/25 | KAM |
| Potassium | **13** | | mg/L | 0.50 | 0.20 | 1 | 391342 | 12/30/25 | 12/30/25 | KAM |
| Sodium | **57** | | mg/L | 0.50 | 0.017 | 1 | 391342 | 12/30/25 | 12/30/25 | KAM |
| Method: EPA 200.8<br>Prep Method: EPA 3015A | | | | | | | | | | |
| Antimony | ND | | ug/L | 2.0 | 1.3 | 1 | 391329 | 12/30/25 | 12/30/25 | DXC |
| Arsenic | **4.3** | | ug/L | 2.0 | 0.30 | 1 | 391329 | 12/30/25 | 12/30/25 | DXC |
| Barium | **62** | | ug/L | 5.0 | 0.44 | 1 | 391329 | 12/30/25 | 12/30/25 | DXC |
| Beryllium | ND | | ug/L | 1.0 | 0.096 | 1 | 391329 | 12/30/25 | 12/30/25 | DXC |
| Boron | **210** | | ug/L | 100 | 57 | 10 | 391329 | 12/30/25 | 12/30/25 | DXC |
| Cadmium | ND | | ug/L | 1.0 | 0.21 | 1 | 391329 | 12/30/25 | 12/30/25 | DXC |
| Chromium | **2.3** | J | ug/L | 5.0 | 0.40 | 1 | 391329 | 12/30/25 | 12/30/25 | DXC |
| Cobalt | **0.76** | J | ug/L | 1.0 | 0.14 | 1 | 391329 | 12/30/25 | 12/30/25 | DXC |
| Copper | **5.3** | | ug/L | 3.0 | 0.84 | 1 | 391329 | 12/30/25 | 12/30/25 | DXC |
| Lead | **0.52** | J | ug/L | 5.0 | 0.23 | 1 | 391329 | 12/30/25 | 12/30/25 | DXC |
| Manganese | **29** | | ug/L | 10 | 4.3 | 1 | 391329 | 12/30/25 | 12/30/25 | DXC |
| Nickel | **3.0** | J | ug/L | 5.0 | 0.91 | 1 | 391329 | 12/30/25 | 12/30/25 | DXC |
| Selenium | **5.4** | | ug/L | 4.0 | 1.8 | 1 | 391329 | 12/30/25 | 12/30/25 | DXC |
| Silver | ND | | ug/L | 5.0 | 0.37 | 1 | 391329 | 12/30/25 | 12/30/25 | DXC |
| Thallium | ND | | ug/L | 1.0 | 0.14 | 1 | 391329 | 12/30/25 | 12/30/25 | DXC |
| Tin | ND | | ug/L | 5.0 | 1.5 | 1 | 391329 | 12/30/25 | 12/30/25 | DXC |
| Vanadium | **4.0** | J | ug/L | 5.0 | 0.59 | 1 | 391329 | 12/30/25 | 12/30/25 | DXC |
| Zinc | **9.0** | J | ug/L | 10 | 7.6 | 1 | 391329 | 12/30/25 | 12/30/25 | DXC |
| Method: EPA 245.1<br>Prep Method: EPA 245.1 | | | | | | | | | | |
| Mercury | ND | | ug/L | 0.40 | 0.032 | 1 | 391337 | 12/30/25 | 12/31/25 | MLL |
| Method: EPA 300.0<br>Prep Method: METHOD | | | | | | | | | | |
| Fluoride | **0.24** | | mg/L | 0.20 | 0.072 | 1 | 391299 | 12/30/25 16:30 | 12/30/25 17:36 | KUM |
| Chloride | **28** | | mg/L | 1.0 | 0.27 | 1 | 391299 | 12/30/25 16:30 | 12/30/25 17:36 | KUM |
| Nitrogen, Nitrite | **0.13** | | mg/L | 0.10 | 0.02 | 1 | 391299 | 12/30/25 16:30 | 12/30/25 17:36 | KUM |
| Bromide | ND | | mg/L | 0.30 | 0.060 | 1 | 391299 | 12/30/25 16:30 | 12/30/25 17:36 | KUM |



Results for any subcontracted analyses are not included in this section.

ENTHALPY ANALYTICAL

# Analysis Results for 549965

| 549965-001 Analyte | Result | Qual | Units | RL | MDL | DF | Batch | Prepared | Analyzed | Chemist |
|---|---|---|---|---|---|---|---|---|---|---|
| Nitrogen, Nitrate | **1.8** | | mg/L | 0.10 | 0.05 | 1 | 391299 | 12/30/25 16:30 | 12/30/25 17:36 | KUM |
| Sulfate | **130** | | mg/L | 10 | 2.5 | 10 | 391299 | 12/30/25 16:30 | 12/30/25 18:36 | KUM |
| Method: EPA 350.1<br>Prep Method: METHOD | | | | | | | | | | |
| Ammonia-N | **0.25** | | mg/L | 0.10 | 0.050 | 1 | 391374 | 12/31/25 | 12/31/25 | CKN |
| Method: EPA 420.1<br>Prep Method: METHOD | | | | | | | | | | |
| Total Phenolics | ND | | mg/L | 0.010 | 0.0065 | 1 | 391379 | 12/31/25 | 12/31/25 | LVL |
| Method: EPA 625.1<br>Prep Method: EPA 3510C | | | | | | | | | | |
| Benzoic acid | ND | | ug/L | 48 | 10 | 0.97 | 391341 | 12/30/25 | 12/31/25 | TJW |
| Phenol | ND | | ug/L | 9.7 | 2.0 | 0.97 | 391341 | 12/30/25 | 12/31/25 | TJW |
| Naphthalene | ND | | ug/L | 9.7 | 3.5 | 0.97 | 391341 | 12/30/25 | 12/31/25 | TJW |
| Cresol | ND | | ug/L | 9.7 | | 0.97 | 391341 | 12/30/25 | 12/31/25 | TJW |
| a-Terpineol | ND | | ug/L | 9.7 | 2.0 | 0.97 | 391341 | 12/30/25 | 12/31/25 | TJW |
| Method: EPA 8081A<br>Prep Method: EPA 3510C | | | | | | | | | | |
| alpha-BHC | ND | | ug/L | 0.05 | 0.01 | 1 | 391325 | 12/30/25 | 12/31/25 | XLY |
| beta-BHC | ND | | ug/L | 0.05 | 0.02 | 1 | 391325 | 12/30/25 | 12/31/25 | XLY |
| gamma-BHC | ND | | ug/L | 0.05 | 0.01 | 1 | 391325 | 12/30/25 | 12/31/25 | XLY |
| delta-BHC | ND | | ug/L | 0.05 | 0.009 | 1 | 391325 | 12/30/25 | 12/31/25 | XLY |
| Heptachlor | ND | | ug/L | 0.05 | 0.02 | 1 | 391325 | 12/30/25 | 12/31/25 | XLY |
| Aldrin | ND | | ug/L | 0.05 | 0.02 | 1 | 391325 | 12/30/25 | 12/31/25 | XLY |
| Heptachlor epoxide | ND | | ug/L | 0.05 | 0.01 | 1 | 391325 | 12/30/25 | 12/31/25 | XLY |
| Endosulfan I | ND | | ug/L | 0.05 | 0.02 | 1 | 391325 | 12/30/25 | 12/31/25 | XLY |
| Dieldrin | ND | | ug/L | 0.1 | 0.01 | 1 | 391325 | 12/30/25 | 12/31/25 | XLY |
| 4,4'-DDE | ND | | ug/L | 0.1 | 0.01 | 1 | 391325 | 12/30/25 | 12/31/25 | XLY |
| Endrin | ND | | ug/L | 0.1 | 0.01 | 1 | 391325 | 12/30/25 | 12/31/25 | XLY |
| Endosulfan II | ND | | ug/L | 0.1 | 0.01 | 1 | 391325 | 12/30/25 | 12/31/25 | XLY |
| Endosulfan sulfate | ND | | ug/L | 0.1 | 0.02 | 1 | 391325 | 12/30/25 | 12/31/25 | XLY |
| 4,4'-DDD | ND | | ug/L | 0.1 | 0.03 | 1 | 391325 | 12/30/25 | 12/31/25 | XLY |
| Endrin aldehyde | ND | | ug/L | 0.1 | 0.02 | 1 | 391325 | 12/30/25 | 12/31/25 | XLY |
| Endrin ketone | ND | | ug/L | 0.1 | 0.02 | 1 | 391325 | 12/30/25 | 12/31/25 | XLY |
| 4,4'-DDT | ND | | ug/L | 0.1 | 0.07 | 1 | 391325 | 12/30/25 | 12/31/25 | XLY |
| Methoxychlor | ND | | ug/L | 0.1 | 0.07 | 1 | 391325 | 12/30/25 | 12/31/25 | XLY |
| Toxaphene | ND | | ug/L | 2.0 | 0.6 | 1 | 391325 | 12/30/25 | 12/31/25 | XLY |
| Chlordane (Technical) | ND | | ug/L | 1.0 | 0.3 | 1 | 391325 | 12/30/25 | 12/31/25 | XLY |
| **Surrogates** | | | | **Limits** | | | | | | |
| TCMX | 76% | | %REC | 29-120 | | 1 | 391325 | 12/30/25 | 12/31/25 | XLY |
| Decachlorobiphenyl | 84% | | %REC | 33-132 | | 1 | 391325 | 12/30/25 | 12/31/25 | XLY |
| Method: EPA 8082<br>Prep Method: EPA 3510C | | | | | | | | | | |
| Aroclor-1016 | ND | | ug/L | 0.50 | 0.30 | 1 | 391325 | 12/30/25 | 12/31/25 | XLY |
| Aroclor-1221 | ND | | ug/L | 0.50 | 0.47 | 1 | 391325 | 12/30/25 | 12/31/25 | XLY |
| Aroclor-1232 | ND | | ug/L | 0.50 | 0.27 | 1 | 391325 | 12/30/25 | 12/31/25 | XLY |
| Aroclor-1242 | ND | | ug/L | 0.50 | 0.29 | 1 | 391325 | 12/30/25 | 12/31/25 | XLY |
| Aroclor-1248 | ND | | ug/L | 0.50 | 0.24 | 1 | 391325 | 12/30/25 | 12/31/25 | XLY |
| Aroclor-1254 | ND | | ug/L | 0.50 | 0.27 | 1 | 391325 | 12/30/25 | 12/31/25 | XLY |
| Aroclor-1260 | ND | | ug/L | 0.50 | 0.33 | 1 | 391325 | 12/30/25 | 12/31/25 | XLY |
| Aroclor-1262 | ND | | ug/L | 0.50 | 0.29 | 1 | 391325 | 12/30/25 | 12/31/25 | XLY |



Results for any subcontracted analyses are not included in this section.

ENTHALPY ANALYTICAL

# Analysis Results for 549965

| 549965-001 Analyte | Result | Qual | Units | RL | MDL | DF | Batch | Prepared | Analyzed | Chemist |
|---|---|---|---|---|---|---|---|---|---|---|
| Aroclor-1268 | ND | | ug/L | 0.50 | 0.26 | 1 | 391325 | 12/30/25 | 12/31/25 | XLY |
| **Surrogates** | | | | **Limits** | | | | | | |
| Decachlorobiphenyl (PCB) | 81% | | %REC | 28-138 | | 1 | 391325 | 12/30/25 | 12/31/25 | XLY |
| Method: EPA 8260B<br>Prep Method: EPA 5030B | | | | | | | | | | |
| Carbon Disulfide | ND | | ug/L | 5.0 | 0.1 | 1 | 391356 | 12/31/25 | 12/31/25 | TCN |
| 2-Chloroethylvinylether | ND | | ug/L | 50 | 1.9 | 1 | 391356 | 12/31/25 | 12/31/25 | TCN |
| Chloroprene | ND | | ug/L | 200 | 0.4 | 1 | 391356 | 12/31/25 | 12/31/25 | TCN |
| 3-Chloropropene | ND | | ug/L | 5.0 | 0.3 | 1 | 391356 | 12/31/25 | 12/31/25 | TCN |
| Ethyl methacrylate | ND | | ug/L | 50 | 2.1 | 1 | 391356 | 12/31/25 | 12/31/25 | TCN |
| Ethanol | ND | | ug/L | 500 | 110 | 1 | 391356 | 12/31/25 | 12/31/25 | TCN |
| 2-Hexanone | ND | | ug/L | 5.0 | 1.1 | 1 | 391356 | 12/31/25 | 12/31/25 | TCN |
| Iodomethane | ND | | ug/L | 10 | 4.4 | 1 | 391356 | 12/31/25 | 12/31/25 | TCN |
| Isopropanol (IPA) | ND | | ug/L | 200 | 52 | 1 | 391356 | 12/31/25 | 12/31/25 | TCN |
| Methyl acrylonitrile | ND | | ug/L | 35 | 3.7 | 1 | 391356 | 12/31/25 | 12/31/25 | TCN |
| Vinyl Acetate | ND | | ug/L | 50 | 15 | 1 | 391356 | 12/31/25 | 12/31/25 | TCN |
| Acrolein | ND | | ug/L | 200 | 2.7 | 1 | 391356 | 12/31/25 | 12/31/25 | TCN |
| Acrylonitrile | ND | | ug/L | 10 | 0.7 | 1 | 391356 | 12/31/25 | 12/31/25 | TCN |
| Freon 12 | ND | | ug/L | 5.0 | 0.08 | 1 | 391356 | 12/31/25 | 12/31/25 | TCN |
| Chloromethane | ND | | ug/L | 5.0 | 0.09 | 1 | 391356 | 12/31/25 | 12/31/25 | TCN |
| Vinyl Chloride | ND | | ug/L | 5.0 | 0.06 | 1 | 391356 | 12/31/25 | 12/31/25 | TCN |
| Bromomethane | ND | | ug/L | 5.0 | 0.1 | 1 | 391356 | 12/31/25 | 12/31/25 | TCN |
| Chloroethane | ND | | ug/L | 5.0 | 0.1 | 1 | 391356 | 12/31/25 | 12/31/25 | TCN |
| Trichlorofluoromethane | ND | | ug/L | 5.0 | 0.05 | 1 | 391356 | 12/31/25 | 12/31/25 | TCN |
| Acetone | ND | | ug/L | 100 | 5.0 | 1 | 391356 | 12/31/25 | 12/31/25 | TCN |
| Freon 113 | ND | | ug/L | 5.0 | 0.1 | 1 | 391356 | 12/31/25 | 12/31/25 | TCN |
| 1,1-Dichloroethene | ND | | ug/L | 5.0 | 0.09 | 1 | 391356 | 12/31/25 | 12/31/25 | TCN |
| Methylene Chloride | ND | | ug/L | 5.0 | 0.2 | 1 | 391356 | 12/31/25 | 12/31/25 | TCN |
| MTBE | ND | | ug/L | 5.0 | 0.08 | 1 | 391356 | 12/31/25 | 12/31/25 | TCN |
| trans-1,2-Dichloroethene | ND | | ug/L | 5.0 | 0.1 | 1 | 391356 | 12/31/25 | 12/31/25 | TCN |
| 1,1-Dichloroethane | ND | | ug/L | 5.0 | 0.06 | 1 | 391356 | 12/31/25 | 12/31/25 | TCN |
| 2-Butanone | ND | | ug/L | 100 | 1.5 | 1 | 391356 | 12/31/25 | 12/31/25 | TCN |
| cis-1,2-Dichloroethene | ND | | ug/L | 5.0 | 0.06 | 1 | 391356 | 12/31/25 | 12/31/25 | TCN |
| 2,2-Dichloropropane | ND | | ug/L | 5.0 | 0.1 | 1 | 391356 | 12/31/25 | 12/31/25 | TCN |
| Chloroform | ND | | ug/L | 5.0 | 0.08 | 1 | 391356 | 12/31/25 | 12/31/25 | TCN |
| Bromochloromethane | ND | | ug/L | 5.0 | 0.2 | 1 | 391356 | 12/31/25 | 12/31/25 | TCN |
| 1,1,1-Trichloroethane | ND | | ug/L | 5.0 | 0.07 | 1 | 391356 | 12/31/25 | 12/31/25 | TCN |
| 1,1-Dichloropropene | ND | | ug/L | 5.0 | 0.07 | 1 | 391356 | 12/31/25 | 12/31/25 | TCN |
| Carbon Tetrachloride | ND | | ug/L | 5.0 | 0.07 | 1 | 391356 | 12/31/25 | 12/31/25 | TCN |
| 1,2-Dichloroethane | ND | | ug/L | 5.0 | 0.1 | 1 | 391356 | 12/31/25 | 12/31/25 | TCN |
| Benzene | **0.04** | J | ug/L | 1.0 | 0.03 | 1 | 391356 | 12/31/25 | 12/31/25 | TCN |
| Trichloroethene | ND | | ug/L | 5.0 | 0.05 | 1 | 391356 | 12/31/25 | 12/31/25 | TCN |
| 1,2-Dichloropropane | ND | | ug/L | 5.0 | 0.1 | 1 | 391356 | 12/31/25 | 12/31/25 | TCN |
| Bromodichloromethane | ND | | ug/L | 5.0 | 0.09 | 1 | 391356 | 12/31/25 | 12/31/25 | TCN |
| Dibromomethane | ND | | ug/L | 5.0 | 0.1 | 1 | 391356 | 12/31/25 | 12/31/25 | TCN |
| 4-Methyl-2-Pentanone | ND | | ug/L | 5.0 | 1.0 | 1 | 391356 | 12/31/25 | 12/31/25 | TCN |
| cis-1,3-Dichloropropene | ND | | ug/L | 5.0 | 0.06 | 1 | 391356 | 12/31/25 | 12/31/25 | TCN |
| Toluene | ND | | ug/L | 5.0 | 0.06 | 1 | 391356 | 12/31/25 | 12/31/25 | TCN |
| trans-1,3-Dichloropropene | ND | | ug/L | 5.0 | 0.08 | 1 | 391356 | 12/31/25 | 12/31/25 | TCN |
| 1,1,2-Trichloroethane | ND | | ug/L | 5.0 | 0.2 | 1 | 391356 | 12/31/25 | 12/31/25 | TCN |
| 1,3-Dichloropropane | ND | | ug/L | 5.0 | 0.1 | 1 | 391356 | 12/31/25 | 12/31/25 | TCN |
| Tetrachloroethene | ND | | ug/L | 5.0 | 0.1 | 1 | 391356 | 12/31/25 | 12/31/25 | TCN |



Results for any subcontracted analyses are not included in this section.

ENTHALPY ANALYTICAL

# Analysis Results for 549965

| 549965-001 Analyte | Result | Qual | Units | RL | MDL | DF | Batch | Prepared | Analyzed | Chemist |
|---|---|---|---|---|---|---|---|---|---|---|
| Dibromochloromethane | ND | | ug/L | 5.0 | 0.09 | 1 | 391356 | 12/31/25 | 12/31/25 | TCN |
| 1,2-Dibromoethane | ND | | ug/L | 5.0 | 0.1 | 1 | 391356 | 12/31/25 | 12/31/25 | TCN |
| Chlorobenzene | ND | | ug/L | 5.0 | 0.09 | 1 | 391356 | 12/31/25 | 12/31/25 | TCN |
| 1,1,1,2-Tetrachloroethane | ND | | ug/L | 5.0 | 0.1 | 1 | 391356 | 12/31/25 | 12/31/25 | TCN |
| Ethylbenzene | ND | | ug/L | 5.0 | 0.09 | 1 | 391356 | 12/31/25 | 12/31/25 | TCN |
| m,p-Xylenes | ND | | ug/L | 10 | 0.1 | 1 | 391356 | 12/31/25 | 12/31/25 | TCN |
| o-Xylene | ND | | ug/L | 5.0 | 0.06 | 1 | 391356 | 12/31/25 | 12/31/25 | TCN |
| Styrene | ND | | ug/L | 5.0 | 0.09 | 1 | 391356 | 12/31/25 | 12/31/25 | TCN |
| Bromoform | ND | | ug/L | 5.0 | 0.07 | 1 | 391356 | 12/31/25 | 12/31/25 | TCN |
| Isopropylbenzene | ND | | ug/L | 5.0 | 0.05 | 1 | 391356 | 12/31/25 | 12/31/25 | TCN |
| 1,1,2,2-Tetrachloroethane | ND | | ug/L | 5.0 | 0.07 | 1 | 391356 | 12/31/25 | 12/31/25 | TCN |
| 1,2,3-Trichloropropane | ND | | ug/L | 5.0 | 0.1 | 1 | 391356 | 12/31/25 | 12/31/25 | TCN |
| Propylbenzene | ND | | ug/L | 5.0 | 0.07 | 1 | 391356 | 12/31/25 | 12/31/25 | TCN |
| Bromobenzene | ND | | ug/L | 5.0 | 0.03 | 1 | 391356 | 12/31/25 | 12/31/25 | TCN |
| 1,3,5-Trimethylbenzene | ND | | ug/L | 5.0 | 0.06 | 1 | 391356 | 12/31/25 | 12/31/25 | TCN |
| 2-Chlorotoluene | ND | | ug/L | 5.0 | 0.05 | 1 | 391356 | 12/31/25 | 12/31/25 | TCN |
| 4-Chlorotoluene | ND | | ug/L | 5.0 | 0.06 | 1 | 391356 | 12/31/25 | 12/31/25 | TCN |
| tert-Butylbenzene | ND | | ug/L | 5.0 | 0.03 | 1 | 391356 | 12/31/25 | 12/31/25 | TCN |
| 1,2,4-Trimethylbenzene | ND | | ug/L | 5.0 | 0.03 | 1 | 391356 | 12/31/25 | 12/31/25 | TCN |
| sec-Butylbenzene | ND | | ug/L | 5.0 | 0.06 | 1 | 391356 | 12/31/25 | 12/31/25 | TCN |
| para-Isopropyl Toluene | ND | | ug/L | 5.0 | 0.07 | 1 | 391356 | 12/31/25 | 12/31/25 | TCN |
| 1,3-Dichlorobenzene | ND | | ug/L | 5.0 | 0.06 | 1 | 391356 | 12/31/25 | 12/31/25 | TCN |
| 1,4-Dichlorobenzene | ND | | ug/L | 5.0 | 0.09 | 1 | 391356 | 12/31/25 | 12/31/25 | TCN |
| n-Butylbenzene | ND | | ug/L | 5.0 | 0.06 | 1 | 391356 | 12/31/25 | 12/31/25 | TCN |
| 1,2-Dichlorobenzene | ND | | ug/L | 5.0 | 0.09 | 1 | 391356 | 12/31/25 | 12/31/25 | TCN |
| 1,2-Dibromo-3-Chloropropane | ND | | ug/L | 5.0 | 0.5 | 1 | 391356 | 12/31/25 | 12/31/25 | TCN |
| 1,2,4-Trichlorobenzene | ND | | ug/L | 5.0 | 0.07 | 1 | 391356 | 12/31/25 | 12/31/25 | TCN |
| Hexachlorobutadiene | ND | | ug/L | 5.0 | 0.2 | 1 | 391356 | 12/31/25 | 12/31/25 | TCN |
| Naphthalene | ND | | ug/L | 5.0 | 0.2 | 1 | 391356 | 12/31/25 | 12/31/25 | TCN |
| 1,2,3-Trichlorobenzene | ND | | ug/L | 5.0 | 0.08 | 1 | 391356 | 12/31/25 | 12/31/25 | TCN |
| cis-1,4-Dichloro-2-butene | ND | | ug/L | 5.0 | 0.4 | 1 | 391356 | 12/31/25 | 12/31/25 | TCN |
| trans-1,4-Dichloro-2-butene | ND | | ug/L | 5.0 | 0.4 | 1 | 391356 | 12/31/25 | 12/31/25 | TCN |
| Xylene (total) | ND | | ug/L | 5.0 | | 1 | 391356 | 12/31/25 | 12/31/25 | TCN |
| **Surrogates** | | | | **Limits** | | | | | | |
| Dibromofluoromethane | 95% | | %REC | 70-130 | | 1 | 391356 | 12/31/25 | 12/31/25 | TCN |
| 1,2-Dichloroethane-d4 | 106% | | %REC | 70-130 | | 1 | 391356 | 12/31/25 | 12/31/25 | TCN |
| Toluene-d8 | 96% | | %REC | 70-130 | | 1 | 391356 | 12/31/25 | 12/31/25 | TCN |
| Bromofluorobenzene | 99% | | %REC | 70-130 | | 1 | 391356 | 12/31/25 | 12/31/25 | TCN |
| Method: EPA 8270C-SIM<br>Prep Method: EPA 3535 | | | | | | | | | | |
| 1,4-Dioxane | **1.0** | | ug/L | 1.0 | 0.84 | 1 | 391351 | 12/30/25 | 12/30/25 | ZFA |
| **Surrogates** | | | | **Limits** | | | | | | |
| 1,4-Dioxane-d8 (SUR) | 97% | | %REC | 80-120 | | 1 | 391351 | 12/30/25 | 12/30/25 | ZFA |
| Method: EPA 8270C<br>Prep Method: EPA 3510C | | | | | | | | | | |
| Carbazole | ND | | ug/L | 9.7 | 2.7 | 0.97 | 391341 | 12/30/25 | 12/31/25 | TJW |
| Pyridine | ND | | mg/L | 0.0097 | 0.0027 | 0.97 | 391341 | 12/30/25 | 12/31/25 | TJW |
| N-Nitrosodimethylamine | ND | | ug/L | 9.7 | 2.8 | 0.97 | 391341 | 12/30/25 | 12/31/25 | TJW |
| Aniline | ND | | ug/L | 9.7 | 2.8 | 0.97 | 391341 | 12/30/25 | 12/31/25 | TJW |
| bis(2-Chloroethyl)ether | ND | | ug/L | 24 | 3.6 | 0.97 | 391341 | 12/30/25 | 12/31/25 | TJW |



Results for any subcontracted analyses are not included in this section.

ENTHALPY ANALYTICAL

# Analysis Results for 549965

| 549965-001 Analyte | Result | Qual | Units | RL | MDL | DF | Batch | Prepared | Analyzed | Chemist |
|---|---|---|---|---|---|---|---|---|---|---|
| 2-Chlorophenol | ND | | ug/L | 9.7 | 3.5 | 0.97 | 391341 | 12/30/25 | 12/31/25 | TJW |
| 1,3-Dichlorobenzene | ND | | ug/L | 9.7 | 3.2 | 0.97 | 391341 | 12/30/25 | 12/31/25 | TJW |
| 1,4-Dichlorobenzene | ND | | ug/L | 9.7 | 3.3 | 0.97 | 391341 | 12/30/25 | 12/31/25 | TJW |
| Benzyl alcohol | ND | | ug/L | 24 | 5.6 | 0.97 | 391341 | 12/30/25 | 12/31/25 | TJW |
| 1,2-Dichlorobenzene | ND | | ug/L | 9.7 | 3.2 | 0.97 | 391341 | 12/30/25 | 12/31/25 | TJW |
| 2-Methylphenol | ND | | mg/L | 0.0097 | 0.0031 | 0.97 | 391341 | 12/30/25 | 12/31/25 | TJW |
| bis(2-Chloroisopropyl) ether | ND | | ug/L | 9.7 | 3.7 | 0.97 | 391341 | 12/30/25 | 12/31/25 | TJW |
| 3-,4-Methylphenol | ND | | mg/L | 0.0097 | 0.0029 | 0.97 | 391341 | 12/30/25 | 12/31/25 | TJW |
| N-Nitroso-di-n-propylamine | ND | | ug/L | 9.7 | 3.7 | 0.97 | 391341 | 12/30/25 | 12/31/25 | TJW |
| Hexachloroethane | ND | | mg/L | 0.0097 | 0.0029 | 0.97 | 391341 | 12/30/25 | 12/31/25 | TJW |
| Nitrobenzene | ND | | mg/L | 0.024 | 0.0081 | 0.97 | 391341 | 12/30/25 | 12/31/25 | TJW |
| Isophorone | ND | | ug/L | 9.7 | 3.6 | 0.97 | 391341 | 12/30/25 | 12/31/25 | TJW |
| 2-Nitrophenol | ND | | ug/L | 9.7 | 5.3 | 0.97 | 391341 | 12/30/25 | 12/31/25 | TJW |
| 2,4-Dimethylphenol | ND | | ug/L | 9.7 | 3.1 | 0.97 | 391341 | 12/30/25 | 12/31/25 | TJW |
| bis(2-Chloroethoxy)methane | ND | | ug/L | 9.7 | 3.5 | 0.97 | 391341 | 12/30/25 | 12/31/25 | TJW |
| 2,4-Dichlorophenol | ND | | ug/L | 9.7 | 3.6 | 0.97 | 391341 | 12/30/25 | 12/31/25 | TJW |
| 1,2,4-Trichlorobenzene | ND | | ug/L | 9.7 | 3.3 | 0.97 | 391341 | 12/30/25 | 12/31/25 | TJW |
| 4-Chloroaniline | ND | | ug/L | 9.7 | 3.0 | 0.97 | 391341 | 12/30/25 | 12/31/25 | TJW |
| Hexachlorobutadiene | ND | | mg/L | 0.0097 | 0.0021 | 0.97 | 391341 | 12/30/25 | 12/31/25 | TJW |
| 4-Chloro-3-methylphenol | ND | | ug/L | 9.7 | 3.5 | 0.97 | 391341 | 12/30/25 | 12/31/25 | TJW |
| 2-Methylnaphthalene | ND | | ug/L | 9.7 | 3.2 | 0.97 | 391341 | 12/30/25 | 12/31/25 | TJW |
| Hexachlorocyclopentadiene | ND | | ug/L | 24 | 7.5 | 0.97 | 391341 | 12/30/25 | 12/31/25 | TJW |
| 2,4,6-Trichlorophenol | ND | | mg/L | 0.0097 | 0.0039 | 0.97 | 391341 | 12/30/25 | 12/31/25 | TJW |
| 2,4,5-Trichlorophenol | ND | | mg/L | 0.0097 | 0.0036 | 0.97 | 391341 | 12/30/25 | 12/31/25 | TJW |
| 2-Chloronaphthalene | ND | | ug/L | 9.7 | 3.3 | 0.97 | 391341 | 12/30/25 | 12/31/25 | TJW |
| 2-Nitroaniline | ND | | ug/L | 48 | 4.2 | 0.97 | 391341 | 12/30/25 | 12/31/25 | TJW |
| Dimethylphthalate | ND | | ug/L | 9.7 | 3.3 | 0.97 | 391341 | 12/30/25 | 12/31/25 | TJW |
| Acenaphthylene | ND | | ug/L | 9.7 | 3.7 | 0.97 | 391341 | 12/30/25 | 12/31/25 | TJW |
| 2,6-Dinitrotoluene | ND | | ug/L | 9.7 | 4.3 | 0.97 | 391341 | 12/30/25 | 12/31/25 | TJW |
| 3-Nitroaniline | ND | | ug/L | 9.7 | 3.9 | 0.97 | 391341 | 12/30/25 | 12/31/25 | TJW |
| Acenaphthene | ND | | ug/L | 9.7 | 3.1 | 0.97 | 391341 | 12/30/25 | 12/31/25 | TJW |
| 2,4-Dinitrophenol | ND | | ug/L | 48 | 14 | 0.97 | 391341 | 12/30/25 | 12/31/25 | TJW |
| 4-Nitrophenol | ND | | ug/L | 48 | 8.2 | 0.97 | 391341 | 12/30/25 | 12/31/25 | TJW |
| Dibenzofuran | ND | | ug/L | 9.7 | 3.1 | 0.97 | 391341 | 12/30/25 | 12/31/25 | TJW |
| 2,4-Dinitrotoluene | ND | | mg/L | 0.0097 | 0.0041 | 0.97 | 391341 | 12/30/25 | 12/31/25 | TJW |
| Diethylphthalate | ND | | ug/L | 9.7 | 2.8 | 0.97 | 391341 | 12/30/25 | 12/31/25 | TJW |
| Fluorene | ND | | ug/L | 9.7 | 3.0 | 0.97 | 391341 | 12/30/25 | 12/31/25 | TJW |
| 4-Chlorophenyl-phenylether | ND | | ug/L | 9.7 | 3.0 | 0.97 | 391341 | 12/30/25 | 12/31/25 | TJW |
| 4-Nitroaniline | ND | | ug/L | 9.7 | 3.2 | 0.97 | 391341 | 12/30/25 | 12/31/25 | TJW |
| 4,6-Dinitro-2-methylphenol | ND | | ug/L | 48 | 17 | 0.97 | 391341 | 12/30/25 | 12/31/25 | TJW |
| N-Nitrosodiphenylamine | ND | | ug/L | 9.7 | 3.8 | 0.97 | 391341 | 12/30/25 | 12/31/25 | TJW |
| 1,2-diphenylhydrazine (as azobenzene) | ND | | ug/L | 9.7 | 2.8 | 0.97 | 391341 | 12/30/25 | 12/31/25 | TJW |
| 4-Bromophenyl-phenylether | ND | | ug/L | 9.7 | 3.2 | 0.97 | 391341 | 12/30/25 | 12/31/25 | TJW |
| Hexachlorobenzene | ND | | mg/L | 0.0097 | 0.0029 | 0.97 | 391341 | 12/30/25 | 12/31/25 | TJW |
| Pentachlorophenol | ND | | mg/L | 0.024 | 0.0055 | 0.97 | 391341 | 12/30/25 | 12/31/25 | TJW |
| Phenanthrene | ND | | ug/L | 9.7 | 2.8 | 0.97 | 391341 | 12/30/25 | 12/31/25 | TJW |
| Anthracene | ND | | ug/L | 9.7 | 2.7 | 0.97 | 391341 | 12/30/25 | 12/31/25 | TJW |
| Di-n-butylphthalate | ND | | ug/L | 9.7 | 2.9 | 0.97 | 391341 | 12/30/25 | 12/31/25 | TJW |
| Fluoranthene | ND | | ug/L | 9.7 | 2.7 | 0.97 | 391341 | 12/30/25 | 12/31/25 | TJW |
| Benzidine | ND | | ug/L | 48 | 18 | 0.97 | 391341 | 12/30/25 | 12/31/25 | TJW |
| Pyrene | ND | | ug/L | 9.7 | 2.6 | 0.97 | 391341 | 12/30/25 | 12/31/25 | TJW |



Results for any subcontracted analyses are not included in this section.

ENTHALPY ANALYTICAL

# Analysis Results for 549965

| 549965-001 Analyte | Result | Qual | Units | RL | MDL | DF | Batch | Prepared | Analyzed | Chemist |
|---|---|---|---|---|---|---|---|---|---|---|
| Butylbenzylphthalate | ND | | ug/L | 9.7 | 3.5 | 0.97 | 391341 | 12/30/25 | 12/31/25 | TJW |
| 3,3'-Dichlorobenzidine | ND | | ug/L | 24 | 5.0 | 0.97 | 391341 | 12/30/25 | 12/31/25 | TJW |
| Benzo(a)anthracene | ND | | ug/L | 9.7 | 2.3 | 0.97 | 391341 | 12/30/25 | 12/31/25 | TJW |
| Chrysene | ND | | ug/L | 9.7 | 2.4 | 0.97 | 391341 | 12/30/25 | 12/31/25 | TJW |
| bis(2-Ethylhexyl)phthalate | ND | | ug/L | 9.7 | 3.2 | 0.97 | 391341 | 12/30/25 | 12/31/25 | TJW |
| Di-n-octylphthalate | ND | | ug/L | 9.7 | 4.5 | 0.97 | 391341 | 12/30/25 | 12/31/25 | TJW |
| Benzo(b)fluoranthene | ND | | ug/L | 9.7 | 2.9 | 0.97 | 391341 | 12/30/25 | 12/31/25 | TJW |
| Benzo(k)fluoranthene | ND | | ug/L | 9.7 | 3.0 | 0.97 | 391341 | 12/30/25 | 12/31/25 | TJW |
| Benzo(a)pyrene | ND | | ug/L | 9.7 | 3.0 | 0.97 | 391341 | 12/30/25 | 12/31/25 | TJW |
| Indeno(1,2,3-cd)pyrene | ND | | ug/L | 9.7 | 4.1 | 0.97 | 391341 | 12/30/25 | 12/31/25 | TJW |
| Dibenz(a,h)anthracene | ND | | ug/L | 9.7 | 4.0 | 0.97 | 391341 | 12/30/25 | 12/31/25 | TJW |
| Benzo(g,h,i)perylene | ND | | ug/L | 9.7 | 4.0 | 0.97 | 391341 | 12/30/25 | 12/31/25 | TJW |
| **Surrogates** | | | | **Limits** | | | | | | |
| 2-Fluorophenol | 48% | | %REC | 15-120 | | 0.97 | 391341 | 12/30/25 | 12/31/25 | TJW |
| Phenol-d6 | 30% | | %REC | 15-120 | | 0.97 | 391341 | 12/30/25 | 12/31/25 | TJW |
| 2,4,6-Tribromophenol | 88% | | %REC | 15-140 | | 0.97 | 391341 | 12/30/25 | 12/31/25 | TJW |
| Nitrobenzene-d5 | 75% | | %REC | 15-123 | | 0.97 | 391341 | 12/30/25 | 12/31/25 | TJW |
| 2-Fluorobiphenyl | 71% | | %REC | 15-120 | | 0.97 | 391341 | 12/30/25 | 12/31/25 | TJW |
| Terphenyl-d14 | 87% | | %REC | 15-120 | | 0.97 | 391341 | 12/30/25 | 12/31/25 | TJW |
| Method: SM 4500-CN-E<br>Prep Method: METHOD | | | | | | | | | | |
| Cyanide | ND | | mg/L | 0.0050 | 0.0017 | 0.5 | 391320 | 12/30/25 | 12/31/25 | JAK |
| Method: SM 4500-S2-D<br>Prep Method: METHOD | | | | | | | | | | |
| Sulfide | ND | | mg/L | 0.10 | | 1 | 391360 | 12/30/25 | 12/30/25 | TXC |
| Method: SM 5310B<br>Prep Method: SM 5310B | | | | | | | | | | |
| Total Organic Carbon | **30** | | mg/L | 1.0 | 0.49 | 1 | 391339 | 12/30/25 | 12/31/25 | BDR |
| Method: SM2130B | | | | | | | | | | |
| Turbidity | **50** | | NTU | 0.20 | 0.12 | 1 | 391318 | 12/30/25 16:40 | 12/30/25 16:40 | TRR |
| Method: SM2320B<br>Prep Method: METHOD | | | | | | | | | | |
| Bicarbonate | **140** | | mg/L | 5.0 | | 2.5 | 391408 | 12/31/25 | 12/31/25 | WWC |
| Carbonate | ND | | mg/L | 5.0 | | 2.5 | 391408 | 12/31/25 | 12/31/25 | WWC |
| Hydroxide | ND | | mg/L | 5.0 | | 2.5 | 391408 | 12/31/25 | 12/31/25 | WWC |
| Alkalinity, Total as CaCO3 | **110** | | mg/L | 5.0 | | 2.5 | 391408 | 12/31/25 | 12/31/25 | WWC |
| Method: SM2510B<br>Prep Method: METHOD | | | | | | | | | | |
| Specific Conductance | **630** | | umhos/cm | 1.0 | | 1 | 391346 | 12/30/25 | 12/30/25 | AAB |
| Method: SM2540C<br>Prep Method: METHOD | | | | | | | | | | |
| Total Dissolved Solids | **440** | | mg/L | 20 | | 2 | 391345 | 12/30/25 | 12/31/25 | AAB |
| Method: SM2540D<br>Prep Method: METHOD | | | | | | | | | | |
| Total Suspended Solids | **49** | | mg/L | 0.5 | | 1 | 391335 | 12/30/25 | 12/31/25 | CKN |
| Method: SM5210B<br>Prep Method: METHOD | | | | | | | | | | |
| Biochemical Oxygen Demand | **4.8** | BOD5 | mg/L | 3.0 | | 1 | 391332 | 12/30/25 16:05 | 01/04/26 12:56 | AAB |



Results for any subcontracted analyses are not included in this section.

ENTHALPY ANALYTICAL

# Analysis Results for 549965

| 549965-001 Analyte | Result | Qual | Units | RL | MDL | DF | Batch | Prepared | Analyzed | Chemist |
|---|---|---|---|---|---|---|---|---|---|---|
| Method: SM5220D<br>Prep Method: SM 5220D | | | | | | | | | | |
| Chemical Oxygen Demand | **77** | | mg/L | 4.0 | 2.0 | 1 | 391311 | 12/31/25 | 12/31/25 | ARM |

BOD5 Estimated result, under-depleted, highest volume replicate reported
J Estimated value
ND Not Detected



Results for any subcontracted analyses are not included in this section.

ENTHALPY ANALYTICAL

# Batch QC

| Type: Blank | Lab ID: QC1327024 | Batch: 391347 |
|---|---|---|
| Matrix: Water | Method: EPA 1664A | Prep Method: METHOD |

| QC1327024 Analyte | Result | Qual | Units | RL | MDL | Prepared | Analyzed |
|---|---|---|---|---|---|---|---|
| Total Oil and Grease | ND | | mg/L | 5.0 | 0.97 | 12/31/25 | 12/31/25 |

| Type: Lab Control Sample | Lab ID: QC1327025 | Batch: 391347 |
|---|---|---|
| Matrix: Water | Method: EPA 1664A | Prep Method: METHOD |

| QC1327025 Analyte | Result | Spiked | Units | Recovery | Qual | Limits |
|---|---|---|---|---|---|---|
| Total Oil and Grease | 37.80 | 40.00 | mg/L | 95% | | 78-114 |

| Type: Lab Control Sample Duplicate | Lab ID: QC1327026 | Batch: 391347 |
|---|---|---|
| Matrix: Water | Method: EPA 1664A | Prep Method: METHOD |

| QC1327026 Analyte | Result | Spiked | Units | Recovery | Qual | Limits | RPD | RPD Lim |
|---|---|---|---|---|---|---|---|---|
| Total Oil and Grease | 37.40 | 40.00 | mg/L | 94% | | 78-114 | 1 | 18 |

| Type: Blank | Lab ID: QC1326763 | Batch: 391342 |
|---|---|---|
| Matrix: Water | Method: EPA 200.7 | Prep Method: EPA 3015A |

| QC1326763 Analyte | Result | Qual | Units | RL | MDL | Prepared | Analyzed |
|---|---|---|---|---|---|---|---|
| Calcium | ND | | mg/L | 0.10 | 0.0095 | 12/30/25 | 12/30/25 |
| Iron | ND | | mg/L | 0.050 | 0.017 | 12/30/25 | 12/30/25 |
| Magnesium | ND | | mg/L | 0.10 | 0.017 | 12/30/25 | 12/30/25 |
| Potassium | ND | | mg/L | 0.50 | 0.20 | 12/30/25 | 12/30/25 |
| Sodium | 0.081 | J | mg/L | 0.50 | 0.017 | 12/30/25 | 12/30/25 |

| Type: Lab Control Sample | Lab ID: QC1326764 | Batch: 391342 |
|---|---|---|
| Matrix: Water | Method: EPA 200.7 | Prep Method: EPA 3015A |

| QC1326764 Analyte | Result | Spiked | Units | Recovery | Qual | Limits |
|---|---|---|---|---|---|---|
| Calcium | 20.92 | 20.40 | mg/L | 103% | | 85-115 |
| Iron | 0.4051 | 0.4000 | mg/L | 101% | | 85-115 |
| Magnesium | 21.95 | 20.40 | mg/L | 108% | | 85-115 |
| Potassium | 24.78 | 24.00 | mg/L | 103% | | 85-115 |
| Sodium | 20.80 | 20.40 | mg/L | 102% | | 85-115 |

ENTHALPY ANALYTICAL

# Batch QC

| Type: | Matrix Spike | Lab ID: | QC1326765 | Batch: | 391342 |
|---|---|---|---|---|---|
| Matrix (Source ID): | Water (549935-001) | Method: | EPA 200.7 | Prep Method: | EPA 3015A |

| QC1326765 Analyte | Result | Source Sample Result | Spiked | Units | Recovery | Qual | Limits | DF |
|---|---|---|---|---|---|---|---|---|
| Calcium | 86.38 | 66.17 | 20.40 | mg/L | 99% | | 75-125 | 1 |
| Iron | 0.4749 | 0.06769 | 0.4000 | mg/L | 102% | | 75-125 | 1 |
| Magnesium | 53.00 | 31.31 | 20.40 | mg/L | 106% | | 75-125 | 1 |
| Potassium | 45.63 | 19.24 | 24.00 | mg/L | 110% | | 75-125 | 1 |
| Sodium | 660.6 | 647.2 | 20.40 | mg/L | 66% | NM | 75-125 | 1 |

| Type: | Matrix Spike Duplicate | Lab ID: | QC1326766 | Batch: | 391342 |
|---|---|---|---|---|---|
| Matrix (Source ID): | Water (549935-001) | Method: | EPA 200.7 | Prep Method: | EPA 3015A |

| QC1326766 Analyte | Result | Source Sample Result | Spiked | Units | Recovery | Qual | Limits | RPD | RPD Lim | DF |
|---|---|---|---|---|---|---|---|---|---|---|
| Calcium | 86.44 | 66.17 | 20.40 | mg/L | 99% | | 75-125 | 0 | 20 | 1 |
| Iron | 0.4796 | 0.06769 | 0.4000 | mg/L | 103% | | 75-125 | 1 | 20 | 1 |
| Magnesium | 53.16 | 31.31 | 20.40 | mg/L | 107% | | 75-125 | 0 | 20 | 1 |
| Potassium | 45.81 | 19.24 | 24.00 | mg/L | 111% | | 75-125 | 0 | 20 | 1 |
| Sodium | 660.2 | 647.2 | 20.40 | mg/L | 64% | NM | 75-125 | 0 | 20 | 1 |

| Type: | Serial Dilution | Lab ID: | QC1326769 | Batch: | 391342 |
|---|---|---|---|---|---|
| Matrix (Source ID): | Water (549935-001) | Method: | EPA 200.7 | Prep Method: | EPA 3015A |

| QC1326769 Analyte | Result | Source Sample Result | Units | Qual | RPD | RPD Lim | DF |
|---|---|---|---|---|---|---|---|
| Calcium | 67.42 | 66.17 | mg/L | | | | 5 |
| Iron | ND | 0.06769 | mg/L | | | | 5 |
| Magnesium | 31.95 | 31.31 | mg/L | | | | 5 |
| Potassium | 17.97 | 19.24 | mg/L | | | | 5 |
| Sodium | 688.0 | 647.2 | mg/L | | | | 5 |

ENTHALPY ANALYTICAL

# Batch QC

| | | | | | |
|---|---|---|---|---|---|
| **Type:** | **Blank** | **Lab ID:** | **QC1326705** | **Batch:** | **391329** |
| **Matrix:** | **Water** | **Method:** | **EPA 200.8** | **Prep Method:** | **EPA 3015A** |

| QC1326705 Analyte | Result | Qual | Units | RL | MDL | Prepared | Analyzed |
|---|---|---|---|---|---|---|---|
| Antimony | ND | | ug/L | 2.0 | 1.3 | 12/30/25 | 12/30/25 |
| Arsenic | ND | | ug/L | 2.0 | 0.30 | 12/30/25 | 12/30/25 |
| Barium | ND | | ug/L | 5.0 | 0.44 | 12/30/25 | 12/30/25 |
| Beryllium | ND | | ug/L | 1.0 | 0.096 | 12/30/25 | 12/30/25 |
| Boron | ND | | ug/L | 10 | 5.7 | 12/30/25 | 12/30/25 |
| Cadmium | ND | | ug/L | 1.0 | 0.21 | 12/30/25 | 12/30/25 |
| Chromium | ND | | ug/L | 5.0 | 0.40 | 12/30/25 | 12/30/25 |
| Cobalt | ND | | ug/L | 1.0 | 0.14 | 12/30/25 | 12/30/25 |
| Copper | ND | | ug/L | 3.0 | 0.84 | 12/30/25 | 12/30/25 |
| Lead | ND | | ug/L | 5.0 | 0.23 | 12/30/25 | 12/30/25 |
| Manganese | ND | | ug/L | 10 | 4.3 | 12/30/25 | 12/30/25 |
| Nickel | ND | | ug/L | 5.0 | 0.91 | 12/30/25 | 12/30/25 |
| Selenium | ND | | ug/L | 4.0 | 1.8 | 12/30/25 | 12/30/25 |
| Silver | ND | | ug/L | 5.0 | 0.37 | 12/30/25 | 12/30/25 |
| Thallium | ND | | ug/L | 1.0 | 0.14 | 12/30/25 | 12/30/25 |
| Tin | ND | | ug/L | 5.0 | 1.5 | 12/30/25 | 12/30/25 |
| Vanadium | ND | | ug/L | 5.0 | 0.59 | 12/30/25 | 12/30/25 |
| Zinc | ND | | ug/L | 10 | 7.6 | 12/30/25 | 12/30/25 |

| | | | | | |
|---|---|---|---|---|---|
| **Type:** | **Lab Control Sample** | **Lab ID:** | **QC1326706** | **Batch:** | **391329** |
| **Matrix:** | **Water** | **Method:** | **EPA 200.8** | **Prep Method:** | **EPA 3015A** |

| QC1326706 Analyte | Result | Spiked | Units | Recovery | Qual | Limits |
|---|---|---|---|---|---|---|
| Antimony | 103.4 | 100.0 | ug/L | 103% | | 85-115 |
| Arsenic | 96.19 | 100.0 | ug/L | 96% | | 85-115 |
| Barium | 100.9 | 100.0 | ug/L | 101% | | 85-115 |
| Beryllium | 93.54 | 100.0 | ug/L | 94% | | 85-115 |
| Boron | 100.1 | 100.0 | ug/L | 100% | | 85-115 |
| Cadmium | 99.07 | 100.0 | ug/L | 99% | | 85-115 |
| Chromium | 97.49 | 100.0 | ug/L | 97% | | 85-115 |
| Cobalt | 101.0 | 100.0 | ug/L | 101% | | 85-115 |
| Copper | 98.33 | 100.0 | ug/L | 98% | | 85-115 |
| Lead | 97.12 | 100.0 | ug/L | 97% | | 85-115 |
| Manganese | 99.76 | 100.0 | ug/L | 100% | | 85-115 |
| Nickel | 100.3 | 100.0 | ug/L | 100% | | 85-115 |
| Selenium | 91.24 | 100.0 | ug/L | 91% | | 85-115 |
| Silver | 51.02 | 50.00 | ug/L | 102% | | 85-115 |
| Thallium | 98.07 | 100.0 | ug/L | 98% | | 85-115 |
| Tin | 93.90 | 100.0 | ug/L | 94% | | 85-115 |
| Vanadium | 97.79 | 100.0 | ug/L | 98% | | 85-115 |
| Zinc | 97.91 | 100.0 | ug/L | 98% | | 85-115 |

ENTHALPY ANALYTICAL

# Batch QC

| Type: | Matrix Spike | Lab ID: | QC1326707 | Batch: | 391329 |
|---|---|---|---|---|---|
| Matrix (Source ID): | Water (549930-001) | Method: | EPA 200.8 | Prep Method: | EPA 3015A |

| QC1326707 Analyte | Result | Source Sample Result | Spiked | Units | Recovery | Qual | Limits | DF |
|---|---|---|---|---|---|---|---|---|
| Antimony | 66.61 | 1.810 | 100.0 | ug/L | 65% | * | 70-130 | 1 |
| Arsenic | 96.17 | 4.239 | 100.0 | ug/L | 92% | | 70-130 | 1 |
| Barium | 246.6 | 144.2 | 100.0 | ug/L | 102% | | 70-130 | 1 |
| Beryllium | 100.2 | 0.2020 | 100.0 | ug/L | 100% | | 70-130 | 1 |
| Boron | 161.3 | 95.06 | 100.0 | ug/L | 66% | * | 70-130 | 10 |
| Cadmium | 98.17 | 0.4350 | 100.0 | ug/L | 98% | | 70-130 | 1 |
| Chromium | 132.1 | 32.26 | 100.0 | ug/L | 100% | | 70-130 | 1 |
| Cobalt | 106.6 | 8.126 | 100.0 | ug/L | 99% | | 70-130 | 1 |
| Copper | 293.1 | 179.2 | 100.0 | ug/L | 114% | | 70-130 | 1 |
| Lead | 133.7 | 36.51 | 100.0 | ug/L | 97% | | 70-130 | 1 |
| Manganese | 538.2 | 429.8 | 100.0 | ug/L | 108% | NM | 70-130 | 1 |
| Nickel | 130.8 | 29.59 | 100.0 | ug/L | 101% | | 70-130 | 1 |
| Selenium | 102.1 | ND | 100.0 | ug/L | 102% | | 70-130 | 10 |
| Silver | 50.48 | ND | 50.00 | ug/L | 101% | | 70-130 | 1 |
| Thallium | 97.44 | ND | 100.0 | ug/L | 97% | | 70-130 | 1 |
| Tin | 43.40 | ND | 100.0 | ug/L | 43% | * | 70-130 | 1 |
| Vanadium | 116.9 | 18.92 | 100.0 | ug/L | 98% | | 70-130 | 1 |
| Zinc | 463.6 | 359.9 | 100.0 | ug/L | 104% | | 70-130 | 1 |

| Type: | Matrix Spike Duplicate | Lab ID: | QC1326708 | Batch: | 391329 |
|---|---|---|---|---|---|
| Matrix (Source ID): | Water (549930-001) | Method: | EPA 200.8 | Prep Method: | EPA 3015A |

| QC1326708 Analyte | Result | Source Sample Result | Spiked | Units | Recovery | Qual | Limits | RPD | RPD Lim | DF |
|---|---|---|---|---|---|---|---|---|---|---|
| Antimony | 68.60 | 1.810 | 100.0 | ug/L | 67% | * | 70-130 | 3 | 20 | 1 |
| Arsenic | 98.69 | 4.239 | 100.0 | ug/L | 94% | | 70-130 | 3 | 20 | 1 |
| Barium | 253.1 | 144.2 | 100.0 | ug/L | 109% | | 70-130 | 3 | 20 | 1 |
| Beryllium | 97.80 | 0.2020 | 100.0 | ug/L | 98% | | 70-130 | 2 | 20 | 1 |
| Boron | 162.6 | 95.06 | 100.0 | ug/L | 68% | * | 70-130 | 1 | 20 | 10 |
| Cadmium | 99.06 | 0.4350 | 100.0 | ug/L | 99% | | 70-130 | 1 | 20 | 1 |
| Chromium | 141.9 | 32.26 | 100.0 | ug/L | 110% | | 70-130 | 7 | 20 | 1 |
| Cobalt | 112.1 | 8.126 | 100.0 | ug/L | 104% | | 70-130 | 5 | 20 | 1 |
| Copper | 302.4 | 179.2 | 100.0 | ug/L | 123% | | 70-130 | 3 | 20 | 1 |
| Lead | 135.3 | 36.51 | 100.0 | ug/L | 99% | | 70-130 | 1 | 20 | 1 |
| Manganese | 586.0 | 429.8 | 100.0 | ug/L | 156% | NM | 70-130 | 8 | 20 | 1 |
| Nickel | 138.8 | 29.59 | 100.0 | ug/L | 109% | | 70-130 | 6 | 20 | 1 |
| Selenium | 97.94 | ND | 100.0 | ug/L | 98% | | 70-130 | 4 | 20 | 10 |
| Silver | 50.66 | ND | 50.00 | ug/L | 101% | | 70-130 | 0 | 20 | 1 |
| Thallium | 93.96 | ND | 100.0 | ug/L | 94% | | 70-130 | 4 | 20 | 1 |
| Tin | 46.81 | ND | 100.0 | ug/L | 47% | * | 70-130 | 8 | 20 | 1 |
| Vanadium | 123.8 | 18.92 | 100.0 | ug/L | 105% | | 70-130 | 6 | 20 | 1 |
| Zinc | 472.8 | 359.9 | 100.0 | ug/L | 113% | | 70-130 | 2 | 20 | 1 |

ENTHALPY ANALYTICAL

# Batch QC

| Type: Blank | Lab ID: QC1326743 | Batch: 391337 |
|---|---|---|
| Matrix: Water | Method: EPA 245.1 | Prep Method: EPA 245.1 |

| QC1326743 Analyte | Result | Qual | Units | RL | MDL | Prepared | Analyzed |
|---|---|---|---|---|---|---|---|
| Mercury | ND | | ug/L | 0.40 | 0.032 | 12/30/25 | 12/31/25 |

| Type: Lab Control Sample | Lab ID: QC1326744 | Batch: 391337 |
|---|---|---|
| Matrix: Water | Method: EPA 245.1 | Prep Method: EPA 245.1 |

| QC1326744 Analyte | Result | Spiked | Units | Recovery | Qual | Limits |
|---|---|---|---|---|---|---|
| Mercury | 5.227 | 5.000 | ug/L | 105% | | 85-115 |

| Type: Matrix Spike | Lab ID: QC1326745 | Batch: 391337 |
|---|---|---|
| Matrix (Source ID): Water (549973-003) | Method: EPA 245.1 | Prep Method: EPA 245.1 |

| QC1326745 Analyte | Result | Source Sample Result | Spiked | Units | Recovery | Qual | Limits | DF |
|---|---|---|---|---|---|---|---|---|
| Mercury | 962.1 | ND | 1000 | ug/L | 96% | | 75-125 | 200 |

| Type: Matrix Spike Duplicate | Lab ID: QC1326746 | Batch: 391337 |
|---|---|---|
| Matrix (Source ID): Water (549973-003) | Method: EPA 245.1 | Prep Method: EPA 245.1 |

| QC1326746 Analyte | Result | Source Sample Result | Spiked | Units | Recovery | Qual | Limits | RPD | RPD Lim | DF |
|---|---|---|---|---|---|---|---|---|---|---|
| Mercury | 987.8 | ND | 1000 | ug/L | 99% | | 75-125 | 3 | 20 | 200 |

| Type: Blank | Lab ID: QC1326605 | Batch: 391299 |
|---|---|---|
| Matrix: Water | Method: EPA 300.0 | Prep Method: METHOD |

| QC1326605 Analyte | Result | Qual | Units | RL | MDL | Prepared | Analyzed |
|---|---|---|---|---|---|---|---|
| Fluoride | ND | | mg/L | 0.20 | 0.072 | 12/30/25 10:30 | 12/30/25 11:58 |
| Chloride | ND | | mg/L | 1.0 | 0.27 | 12/30/25 10:30 | 12/30/25 11:58 |
| Nitrogen, Nitrite | ND | | mg/L | 0.10 | 0.02 | 12/30/25 10:30 | 12/30/25 11:58 |
| Bromide | ND | | mg/L | 0.30 | 0.060 | 12/30/25 10:30 | 12/30/25 11:58 |
| Nitrogen, Nitrate | ND | | mg/L | 0.10 | 0.05 | 12/30/25 10:30 | 12/30/25 11:58 |
| Sulfate | ND | | mg/L | 1.0 | 0.25 | 12/30/25 10:30 | 12/30/25 11:58 |

| Type: Lab Control Sample | Lab ID: QC1326606 | Batch: 391299 |
|---|---|---|
| Matrix: Water | Method: EPA 300.0 | Prep Method: METHOD |

| QC1326606 Analyte | Result | Spiked | Units | Recovery | Qual | Limits |
|---|---|---|---|---|---|---|
| Fluoride | 9.769 | 10.00 | mg/L | 98% | | 90-110 |
| Chloride | 46.61 | 50.00 | mg/L | 93% | | 90-110 |
| Nitrogen, Nitrite | 4.567 | 4.567 | mg/L | 100% | | 90-110 |
| Bromide | 14.51 | 15.00 | mg/L | 97% | | 90-110 |
| Nitrogen, Nitrate | 4.390 | 4.518 | mg/L | 97% | | 90-110 |
| Sulfate | 24.71 | 25.00 | mg/L | 99% | | 90-110 |

ENTHALPY ANALYTICAL

# Batch QC

| Type: | Matrix Spike | Lab ID: | QC1326607 | Batch: | 391299 |
|---|---|---|---|---|---|
| Matrix (Source ID): | Water (549896-001) | Method: | EPA 300.0 | Prep Method: | METHOD |

| QC1326607 Analyte | Result | Source Sample Result | Spiked | Units | Recovery | Qual | Limits | DF |
|---|---|---|---|---|---|---|---|---|
| Fluoride | 20.59 | 0.4523 | 20.00 | mg/L | 101% | | 80-129 | 1 |
| Chloride | 118.2 | 15.25 | 100.0 | mg/L | 103% | | 80-123 | 1 |
| Nitrogen, Nitrite | 9.463 | 0.07136 | 9.134 | mg/L | 103% | | 80-122 | 1 |
| Bromide | 15.06 | 0.1033 | 15.00 | mg/L | 100% | | 80-121 | 1 |
| Nitrogen, Nitrate | 19.30 | 10.71 | 9.036 | mg/L | 95% | E | 80-123 | 1 |
| Sulfate | 88.64 | 39.89 | 50.00 | mg/L | 97% | | 79-124 | 1 |

| Type: | Matrix Spike Duplicate | Lab ID: | QC1326608 | Batch: | 391299 |
|---|---|---|---|---|---|
| Matrix (Source ID): | Water (549896-001) | Method: | EPA 300.0 | Prep Method: | METHOD |

| QC1326608 Analyte | Result | Source Sample Result | Spiked | Units | Recovery | Qual | Limits | RPD | RPD Lim | DF |
|---|---|---|---|---|---|---|---|---|---|---|
| Fluoride | 20.28 | 0.4523 | 20.00 | mg/L | 99% | | 80-129 | 2 | 21 | 1 |
| Chloride | 116.7 | 15.25 | 100.0 | mg/L | 101% | | 80-123 | 1 | 20 | 1 |
| Nitrogen, Nitrite | 9.327 | 0.07136 | 9.134 | mg/L | 101% | | 80-122 | 1 | 21 | 1 |
| Bromide | 14.89 | 0.1033 | 15.00 | mg/L | 99% | | 80-121 | 1 | 20 | 1 |
| Nitrogen, Nitrate | 19.16 | 10.71 | 9.036 | mg/L | 93% | E | 80-123 | | 20 | 1 |
| Sulfate | 88.00 | 39.89 | 50.00 | mg/L | 96% | | 79-124 | 1 | 20 | 1 |

| Type: | Matrix Spike | Lab ID: | QC1326767 | Batch: | 391299 |
|---|---|---|---|---|---|
| Matrix (Source ID): | Water (549965-001) | Method: | EPA 300.0 | Prep Method: | METHOD |

| QC1326767 Analyte | Result | Source Sample Result | Spiked | Units | Recovery | Qual | Limits | DF |
|---|---|---|---|---|---|---|---|---|
| Fluoride | 19.35 | 0.2353 | 20.00 | mg/L | 96% | | 80-129 | 1 |
| Chloride | 126.5 | 27.97 | 100.0 | mg/L | 99% | | 80-123 | 1 |
| Nitrogen, Nitrite | 9.084 | 0.1324 | 9.134 | mg/L | 98% | | 80-122 | 1 |
| Bromide | 14.34 | ND | 15.00 | mg/L | 96% | | 80-121 | 1 |
| Nitrogen, Nitrate | 10.48 | 1.808 | 9.036 | mg/L | 96% | | 80-123 | 1 |
| Sulfate | 173.8 | 132.5 | 50.00 | mg/L | 83% | E | 79-124 | 1 |

| Type: | Matrix Spike Duplicate | Lab ID: | QC1326768 | Batch: | 391299 |
|---|---|---|---|---|---|
| Matrix (Source ID): | Water (549965-001) | Method: | EPA 300.0 | Prep Method: | METHOD |

| QC1326768 Analyte | Result | Source Sample Result | Spiked | Units | Recovery | Qual | Limits | RPD | RPD Lim | DF |
|---|---|---|---|---|---|---|---|---|---|---|
| Fluoride | 19.84 | 0.2353 | 20.00 | mg/L | 98% | | 80-129 | 3 | 21 | 1 |
| Chloride | 128.6 | 27.97 | 100.0 | mg/L | 101% | | 80-123 | 2 | 20 | 1 |
| Nitrogen, Nitrite | 9.302 | 0.1324 | 9.134 | mg/L | 100% | | 80-122 | 2 | 21 | 1 |
| Bromide | 14.66 | ND | 15.00 | mg/L | 98% | | 80-121 | 2 | 20 | 1 |
| Nitrogen, Nitrate | 10.66 | 1.808 | 9.036 | mg/L | 98% | | 80-123 | 2 | 20 | 1 |
| Sulfate | 174.7 | 132.5 | 50.00 | mg/L | 85% | E | 79-124 | | 20 | 1 |

ENTHALPY ANALYTICAL

# Batch QC

| | | | |
|---|---|---|---|
| **Type:** Blank | **Lab ID:** QC1326901 | | **Batch:** 391374 |
| **Matrix:** Water | **Method:** EPA 350.1 | | **Prep Method:** METHOD |

| QC1326901 Analyte | Result | Qual | Units | RL | MDL | Prepared | Analyzed |
|---|---|---|---|---|---|---|---|
| Ammonia-N | ND | | mg/L | 0.10 | 0.050 | 12/31/25 | 12/31/25 |

| | | | |
|---|---|---|---|
| **Type:** Lab Control Sample | **Lab ID:** QC1326902 | | **Batch:** 391374 |
| **Matrix:** Water | **Method:** EPA 350.1 | | **Prep Method:** METHOD |

| QC1326902 Analyte | Result | Spiked | Units | Recovery | Qual | Limits |
|---|---|---|---|---|---|---|
| Ammonia-N | 0.9807 | 1.000 | mg/L | 98% | | 90-110 |

| | | | |
|---|---|---|---|
| **Type:** Matrix Spike | **Lab ID:** QC1326903 | | **Batch:** 391374 |
| **Matrix (Source ID):** Water (549732-006) | **Method:** EPA 350.1 | | **Prep Method:** METHOD |

| QC1326903 Analyte | Result | Source Sample Result | Spiked | Units | Recovery | Qual | Limits | DF |
|---|---|---|---|---|---|---|---|---|
| Ammonia-N | 0.9740 | ND | 1.000 | mg/L | 97% | | 90-110 | 1 |

| | | | |
|---|---|---|---|
| **Type:** Matrix Spike Duplicate | **Lab ID:** QC1326904 | | **Batch:** 391374 |
| **Matrix (Source ID):** Water (549732-006) | **Method:** EPA 350.1 | | **Prep Method:** METHOD |

| QC1326904 Analyte | Result | Source Sample Result | Spiked | Units | Recovery | Qual | Limits | RPD | RPD Lim | DF |
|---|---|---|---|---|---|---|---|---|---|---|
| Ammonia-N | 0.9785 | ND | 1.000 | mg/L | 98% | | 90-110 | 0 | 20 | 1 |

| | | | |
|---|---|---|---|
| **Type:** Blank | **Lab ID:** QC1326925 | | **Batch:** 391379 |
| **Matrix:** Water | **Method:** EPA 420.1 | | **Prep Method:** METHOD |

| QC1326925 Analyte | Result | Qual | Units | RL | MDL | Prepared | Analyzed |
|---|---|---|---|---|---|---|---|
| Total Phenolics | ND | | mg/L | 0.010 | 0.0065 | 12/31/25 | 12/31/25 |

| | | | |
|---|---|---|---|
| **Type:** Lab Control Sample | **Lab ID:** QC1326926 | | **Batch:** 391379 |
| **Matrix:** Water | **Method:** EPA 420.1 | | **Prep Method:** METHOD |

| QC1326926 Analyte | Result | Spiked | Units | Recovery | Qual | Limits |
|---|---|---|---|---|---|---|
| Total Phenolics | 0.09300 | 0.08000 | mg/L | 116% | | 80-120 |

| | | | |
|---|---|---|---|
| **Type:** Lab Control Sample Duplicate | **Lab ID:** QC1326927 | | **Batch:** 391379 |
| **Matrix:** Water | **Method:** EPA 420.1 | | **Prep Method:** METHOD |

| QC1326927 Analyte | Result | Spiked | Units | Recovery | Qual | Limits | RPD | RPD Lim |
|---|---|---|---|---|---|---|---|---|
| Total Phenolics | 0.08300 | 0.08000 | mg/L | 104% | | 80-120 | 11 | 20 |

ENTHALPY ANALYTICAL

# Batch QC

| Type: Blank | Lab ID: QC1326760 | Batch: 391341 |
|---|---|---|
| Matrix: Water | | |

| QC1326760 Analyte | Result | Qual | Units | RL | MDL | Prepared | Analyzed |
|---|---|---|---|---|---|---|---|
| Method: EPA 625.1<br>Prep Method: EPA 3510C | | | | | | | |
| a-Terpineol | ND | | ug/L | 10 | 2.1 | 12/30/25 | 12/31/25 |
| Benzoic acid | ND | | ug/L | 50 | 11 | 12/30/25 | 12/31/25 |
| Phenol | ND | | ug/L | 10 | 2.1 | 12/30/25 | 12/31/25 |
| Naphthalene | ND | | ug/L | 10 | 3.6 | 12/30/25 | 12/31/25 |
| Cresol | ND | | ug/L | 10 | | 12/30/25 | 12/31/25 |
| Method: EPA 8270C<br>Prep Method: EPA 3510C | | | | | | | |
| Carbazole | ND | | ug/L | 10 | 2.8 | 12/30/25 | 12/31/25 |
| Pyridine | ND | | mg/L | 0.010 | 0.0028 | 12/30/25 | 12/31/25 |
| N-Nitrosodimethylamine | ND | | ug/L | 10 | 2.9 | 12/30/25 | 12/31/25 |
| Aniline | ND | | ug/L | 10 | 2.8 | 12/30/25 | 12/31/25 |
| bis(2-Chloroethyl)ether | ND | | ug/L | 25 | 3.7 | 12/30/25 | 12/31/25 |
| 2-Chlorophenol | ND | | ug/L | 10 | 3.6 | 12/30/25 | 12/31/25 |
| 1,3-Dichlorobenzene | ND | | ug/L | 10 | 3.3 | 12/30/25 | 12/31/25 |
| 1,4-Dichlorobenzene | ND | | ug/L | 10 | 3.4 | 12/30/25 | 12/31/25 |
| Benzyl alcohol | ND | | ug/L | 25 | 5.8 | 12/30/25 | 12/31/25 |
| 1,2-Dichlorobenzene | ND | | ug/L | 10 | 3.3 | 12/30/25 | 12/31/25 |
| 2-Methylphenol | ND | | mg/L | 0.010 | 0.0032 | 12/30/25 | 12/31/25 |
| bis(2-Chloroisopropyl) ether | ND | | ug/L | 10 | 3.8 | 12/30/25 | 12/31/25 |
| 3-,4-Methylphenol | ND | | mg/L | 0.010 | 0.0030 | 12/30/25 | 12/31/25 |
| N-Nitroso-di-n-propylamine | ND | | ug/L | 10 | 3.9 | 12/30/25 | 12/31/25 |
| Hexachloroethane | ND | | mg/L | 0.010 | 0.0030 | 12/30/25 | 12/31/25 |
| Nitrobenzene | ND | | mg/L | 0.025 | 0.0084 | 12/30/25 | 12/31/25 |
| Isophorone | ND | | ug/L | 10 | 3.7 | 12/30/25 | 12/31/25 |
| 2-Nitrophenol | ND | | ug/L | 10 | 5.4 | 12/30/25 | 12/31/25 |
| 2,4-Dimethylphenol | ND | | ug/L | 10 | 3.2 | 12/30/25 | 12/31/25 |
| bis(2-Chloroethoxy)methane | ND | | ug/L | 10 | 3.7 | 12/30/25 | 12/31/25 |
| 2,4-Dichlorophenol | ND | | ug/L | 10 | 3.7 | 12/30/25 | 12/31/25 |
| 1,2,4-Trichlorobenzene | ND | | ug/L | 10 | 3.4 | 12/30/25 | 12/31/25 |
| 4-Chloroaniline | ND | | ug/L | 10 | 3.1 | 12/30/25 | 12/31/25 |
| Hexachlorobutadiene | ND | | mg/L | 0.010 | 0.0022 | 12/30/25 | 12/31/25 |
| 4-Chloro-3-methylphenol | ND | | ug/L | 10 | 3.6 | 12/30/25 | 12/31/25 |
| 2-Methylnaphthalene | ND | | ug/L | 10 | 3.4 | 12/30/25 | 12/31/25 |
| Hexachlorocyclopentadiene | ND | | ug/L | 25 | 7.8 | 12/30/25 | 12/31/25 |
| 2,4,6-Trichlorophenol | ND | | mg/L | 0.010 | 0.0041 | 12/30/25 | 12/31/25 |
| 2,4,5-Trichlorophenol | ND | | mg/L | 0.010 | 0.0037 | 12/30/25 | 12/31/25 |
| 2-Chloronaphthalene | ND | | ug/L | 10 | 3.4 | 12/30/25 | 12/31/25 |
| 2-Nitroaniline | ND | | ug/L | 50 | 4.3 | 12/30/25 | 12/31/25 |
| Dimethylphthalate | ND | | ug/L | 10 | 3.4 | 12/30/25 | 12/31/25 |
| Acenaphthylene | ND | | ug/L | 10 | 3.9 | 12/30/25 | 12/31/25 |
| 2,6-Dinitrotoluene | ND | | ug/L | 10 | 4.4 | 12/30/25 | 12/31/25 |
| 3-Nitroaniline | ND | | ug/L | 10 | 4.0 | 12/30/25 | 12/31/25 |
| Acenaphthene | ND | | ug/L | 10 | 3.2 | 12/30/25 | 12/31/25 |
| 2,4-Dinitrophenol | ND | | ug/L | 50 | 15 | 12/30/25 | 12/31/25 |
| 4-Nitrophenol | ND | | ug/L | 50 | 8.5 | 12/30/25 | 12/31/25 |

ENTHALPY ANALYTICAL

# Batch QC

| QC1326760 Analyte | Result | Qual | Units | RL | MDL | Prepared | Analyzed |
|---|---|---|---|---|---|---|---|
| Dibenzofuran | ND | | ug/L | 10 | 3.2 | 12/30/25 | 12/31/25 |
| 2,4-Dinitrotoluene | ND | | mg/L | 0.010 | 0.0043 | 12/30/25 | 12/31/25 |
| Diethylphthalate | ND | | ug/L | 10 | 2.9 | 12/30/25 | 12/31/25 |
| Fluorene | ND | | ug/L | 10 | 3.1 | 12/30/25 | 12/31/25 |
| 4-Chlorophenyl-phenylether | ND | | ug/L | 10 | 3.1 | 12/30/25 | 12/31/25 |
| 4-Nitroaniline | ND | | ug/L | 10 | 3.3 | 12/30/25 | 12/31/25 |
| 4,6-Dinitro-2-methylphenol | ND | | ug/L | 50 | 17 | 12/30/25 | 12/31/25 |
| N-Nitrosodiphenylamine | ND | | ug/L | 10 | 4.0 | 12/30/25 | 12/31/25 |
| 1,2-diphenylhydrazine (as azobenzene) | ND | | ug/L | 10 | 2.9 | 12/30/25 | 12/31/25 |
| 4-Bromophenyl-phenylether | ND | | ug/L | 10 | 3.3 | 12/30/25 | 12/31/25 |
| Hexachlorobenzene | ND | | mg/L | 0.010 | 0.0030 | 12/30/25 | 12/31/25 |
| Pentachlorophenol | ND | | mg/L | 0.025 | 0.0057 | 12/30/25 | 12/31/25 |
| Phenanthrene | ND | | ug/L | 10 | 2.9 | 12/30/25 | 12/31/25 |
| Anthracene | ND | | ug/L | 10 | 2.8 | 12/30/25 | 12/31/25 |
| Di-n-butylphthalate | ND | | ug/L | 10 | 3.0 | 12/30/25 | 12/31/25 |
| Fluoranthene | ND | | ug/L | 10 | 2.8 | 12/30/25 | 12/31/25 |
| Benzidine | ND | | ug/L | 50 | 19 | 12/30/25 | 12/31/25 |
| Pyrene | ND | | ug/L | 10 | 2.7 | 12/30/25 | 12/31/25 |
| Butylbenzylphthalate | ND | | ug/L | 10 | 3.6 | 12/30/25 | 12/31/25 |
| 3,3'-Dichlorobenzidine | ND | | ug/L | 25 | 5.2 | 12/30/25 | 12/31/25 |
| Benzo(a)anthracene | ND | | ug/L | 10 | 2.4 | 12/30/25 | 12/31/25 |
| Chrysene | ND | | ug/L | 10 | 2.5 | 12/30/25 | 12/31/25 |
| bis(2-Ethylhexyl)phthalate | ND | | ug/L | 10 | 3.3 | 12/30/25 | 12/31/25 |
| Di-n-octylphthalate | ND | | ug/L | 10 | 4.7 | 12/30/25 | 12/31/25 |
| Benzo(b)fluoranthene | ND | | ug/L | 10 | 3.0 | 12/30/25 | 12/31/25 |
| Benzo(k)fluoranthene | ND | | ug/L | 10 | 3.1 | 12/30/25 | 12/31/25 |
| Benzo(a)pyrene | ND | | ug/L | 10 | 3.1 | 12/30/25 | 12/31/25 |
| Indeno(1,2,3-cd)pyrene | ND | | ug/L | 10 | 4.2 | 12/30/25 | 12/31/25 |
| Dibenz(a,h)anthracene | ND | | ug/L | 10 | 4.2 | 12/30/25 | 12/31/25 |
| Benzo(g,h,i)perylene | ND | | ug/L | 10 | 4.1 | 12/30/25 | 12/31/25 |
| **Surrogates** | | | | **Limits** | | | |
| 2-Fluorophenol | 56% | | %REC | 15-120 | | 12/30/25 | 12/31/25 |
| Phenol-d6 | 32% | | %REC | 15-120 | | 12/30/25 | 12/31/25 |
| 2,4,6-Tribromophenol | 86% | | %REC | 15-140 | | 12/30/25 | 12/31/25 |
| Nitrobenzene-d5 | 84% | | %REC | 15-123 | | 12/30/25 | 12/31/25 |
| 2-Fluorobiphenyl | 78% | | %REC | 15-120 | | 12/30/25 | 12/31/25 |
| Terphenyl-d14 | 98% | | %REC | 15-120 | | 12/30/25 | 12/31/25 |

ENTHALPY ANALYTICAL

# Batch QC

| Type: Lab Control Sample | Lab ID: QC1326761 | Batch: 391341 |
|---|---|---|
| Matrix: Water | | |

| QC1326761 Analyte | Result | Spiked | Units | Recovery | Qual | Limits |
|---|---|---|---|---|---|---|
| Method: EPA 625.1<br>Prep Method: EPA 3510C | | | | | | |
| Naphthalene | 64.18 | 75.00 | ug/L | 86% | | 23-133 |
| Method: EPA 8270C<br>Prep Method: EPA 3510C | | | | | | |
| Pyridine | 0.02919 | 0.07500 | mg/L | 39% | | 13-120 |
| Phenol | 27.20 | 75.00 | ug/L | 36% | | 14-120 |
| 2-Chlorophenol | 57.46 | 75.00 | ug/L | 77% | | 46-120 |
| 1,4-Dichlorobenzene | 58.80 | 75.00 | ug/L | 78% | | 42-120 |
| 2-Methylphenol | 0.05608 | 0.07500 | mg/L | 75% | | 44-120 |
| 3-,4-Methylphenol | 0.05234 | 0.07500 | mg/L | 70% | | 40-120 |
| N-Nitroso-di-n-propylamine | 65.91 | 75.00 | ug/L | 88% | | 54-121 |
| Hexachloroethane | 0.05747 | 0.07500 | mg/L | 77% | | 33-120 |
| Nitrobenzene | 0.06373 | 0.07500 | mg/L | 85% | | 51-120 |
| 2,4-Dimethylphenol | 62.22 | 75.00 | ug/L | 83% | | 48-120 |
| 1,2,4-Trichlorobenzene | 61.56 | 75.00 | ug/L | 82% | | 45-120 |
| Hexachlorobutadiene | 0.05134 | 0.07500 | mg/L | 68% | | 30-120 |
| 4-Chloro-3-methylphenol | 68.32 | 75.00 | ug/L | 91% | | 60-121 |
| 2,4,6-Trichlorophenol | 0.06820 | 0.07500 | mg/L | 91% | | 60-122 |
| 2,4,5-Trichlorophenol | 0.06706 | 0.07500 | mg/L | 89% | | 62-124 |
| Acenaphthene | 61.89 | 75.00 | ug/L | 83% | | 56-120 |
| 4-Nitrophenol | 33.07 | 75.00 | ug/L | 44% | | 17-120 |
| 2,4-Dinitrotoluene | 0.07404 | 0.07500 | mg/L | 99% | | 69-127 |
| Hexachlorobenzene | 0.06922 | 0.07500 | mg/L | 92% | | 62-120 |
| Pentachlorophenol | 0.06520 | 0.07500 | mg/L | 87% | | 51-120 |
| Pyrene | 75.70 | 75.00 | ug/L | 101% | | 68-123 |
| Chrysene | 71.54 | 75.00 | ug/L | 95% | | 66-120 |
| Benzo(b)fluoranthene | 79.87 | 75.00 | ug/L | 106% | | 67-120 |
| **Surrogates** | | | | | | |
| 2-Fluorophenol | 0.02294 | 0.04000 | mg/L | 57% | | 15-120 |
| Phenol-d6 | 0.01445 | 0.04000 | mg/L | 36% | | 15-120 |
| 2,4,6-Tribromophenol | 0.03880 | 0.04000 | mg/L | 97% | | 15-140 |
| Nitrobenzene-d5 | 0.03490 | 0.04000 | mg/L | 87% | | 15-123 |
| 2-Fluorobiphenyl | 0.03370 | 0.04000 | mg/L | 84% | | 15-120 |
| Terphenyl-d14 | 0.04313 | 0.04000 | mg/L | 108% | | 15-120 |

ENTHALPY ANALYTICAL

# Batch QC

**Type:** Lab Control Sample Duplicate **Lab ID:** QC1326762 **Batch:** 391341
**Matrix:** Water

| QC1326762 Analyte | Result | Spiked | Units | Recovery | Qual | Limits | RPD | RPD Lim |
|---|---|---|---|---|---|---|---|---|
| Method: EPA 625.1<br>Prep Method: EPA 3510C | | | | | | | | |
| Naphthalene | 56.83 | 75.00 | ug/L | 76% | | 23-133 | 12 | 50 |
| Method: EPA 8270C<br>Prep Method: EPA 3510C | | | | | | | | |
| Pyridine | 0.02466 | 0.07500 | mg/L | 33% | | 13-120 | 17 | 62 |
| Phenol | 24.04 | 75.00 | ug/L | 32% | | 14-120 | 12 | 52 |
| 2-Chlorophenol | 51.96 | 75.00 | ug/L | 69% | | 46-120 | 10 | 52 |
| 1,4-Dichlorobenzene | 53.12 | 75.00 | ug/L | 71% | | 42-120 | 10 | 53 |
| 2-Methylphenol | 0.05198 | 0.07500 | mg/L | 69% | | 44-120 | 8 | 51 |
| 3-,4-Methylphenol | 0.04903 | 0.07500 | mg/L | 65% | | 40-120 | 7 | 51 |
| N-Nitroso-di-n-propylamine | 64.87 | 75.00 | ug/L | 86% | | 54-121 | 2 | 52 |
| Hexachloroethane | 0.05377 | 0.07500 | mg/L | 72% | | 33-120 | 7 | 59 |
| Nitrobenzene | 0.05797 | 0.07500 | mg/L | 77% | | 51-120 | 9 | 52 |
| 2,4-Dimethylphenol | 60.94 | 75.00 | ug/L | 81% | | 48-120 | 2 | 52 |
| 1,2,4-Trichlorobenzene | 56.89 | 75.00 | ug/L | 76% | | 45-120 | 8 | 54 |
| Hexachlorobutadiene | 0.04461 | 0.07500 | mg/L | 59% | | 30-120 | 14 | 58 |
| 4-Chloro-3-methylphenol | 67.30 | 75.00 | ug/L | 90% | | 60-121 | 2 | 47 |
| 2,4,6-Trichlorophenol | 0.06772 | 0.07500 | mg/L | 90% | | 60-122 | 1 | 49 |
| 2,4,5-Trichlorophenol | 0.06697 | 0.07500 | mg/L | 89% | | 62-124 | 0 | 46 |
| Acenaphthene | 66.50 | 75.00 | ug/L | 89% | | 56-120 | 7 | 46 |
| 4-Nitrophenol | 34.12 | 75.00 | ug/L | 45% | | 17-120 | 3 | 44 |
| 2,4-Dinitrotoluene | 0.08273 | 0.07500 | mg/L | 110% | | 69-127 | 11 | 40 |
| Hexachlorobenzene | 0.07129 | 0.07500 | mg/L | 95% | | 62-120 | 3 | 41 |
| Pentachlorophenol | 0.07127 | 0.07500 | mg/L | 95% | | 51-120 | 9 | 42 |
| Pyrene | 79.41 | 75.00 | ug/L | 106% | | 68-123 | 5 | 39 |
| Chrysene | 76.89 | 75.00 | ug/L | 103% | | 66-120 | 7 | 38 |
| Benzo(b)fluoranthene | 85.27 | 75.00 | ug/L | 114% | | 67-120 | 7 | 39 |
| **Surrogates** | | | | | | | | |
| 2-Fluorophenol | 0.01955 | 0.04000 | mg/L | 49% | | 15-120 | | |
| Phenol-d6 | 0.01221 | 0.04000 | mg/L | 31% | | 15-120 | | |
| 2,4,6-Tribromophenol | 0.04327 | 0.04000 | mg/L | 108% | | 15-140 | | |
| Nitrobenzene-d5 | 0.03170 | 0.04000 | mg/L | 79% | | 15-123 | | |
| 2-Fluorobiphenyl | 0.03225 | 0.04000 | mg/L | 81% | | 15-120 | | |
| Terphenyl-d14 | 0.04438 | 0.04000 | mg/L | 111% | | 15-120 | | |

ENTHALPY ANALYTICAL

# Batch QC

| Type: Blank | Lab ID: QC1326689 | Batch: 391325 |
|---|---|---|
| Matrix: Water | | |

| QC1326689 Analyte | Result | Qual | Units | RL | MDL | Prepared | Analyzed |
|---|---|---|---|---|---|---|---|
| Method: EPA 8081A<br>Prep Method: EPA 3510C | | | | | | | |
| alpha-BHC | ND | | ug/L | 0.05 | 0.01 | 12/30/25 | 12/30/25 |
| beta-BHC | ND | | ug/L | 0.05 | 0.02 | 12/30/25 | 12/30/25 |
| gamma-BHC | ND | | ug/L | 0.05 | 0.01 | 12/30/25 | 12/30/25 |
| delta-BHC | ND | | ug/L | 0.05 | 0.009 | 12/30/25 | 12/30/25 |
| Heptachlor | ND | | ug/L | 0.05 | 0.02 | 12/30/25 | 12/30/25 |
| Aldrin | ND | | ug/L | 0.05 | 0.02 | 12/30/25 | 12/30/25 |
| Heptachlor epoxide | ND | | ug/L | 0.05 | 0.01 | 12/30/25 | 12/30/25 |
| Endosulfan I | ND | | ug/L | 0.05 | 0.02 | 12/30/25 | 12/30/25 |
| Dieldrin | ND | | ug/L | 0.1 | 0.01 | 12/30/25 | 12/30/25 |
| 4,4'-DDE | ND | | ug/L | 0.1 | 0.01 | 12/30/25 | 12/30/25 |
| Endrin | ND | | ug/L | 0.1 | 0.01 | 12/30/25 | 12/30/25 |
| Endosulfan II | ND | | ug/L | 0.1 | 0.01 | 12/30/25 | 12/30/25 |
| Endosulfan sulfate | ND | | ug/L | 0.1 | 0.02 | 12/30/25 | 12/30/25 |
| 4,4'-DDD | ND | | ug/L | 0.1 | 0.03 | 12/30/25 | 12/30/25 |
| Endrin aldehyde | ND | | ug/L | 0.1 | 0.02 | 12/30/25 | 12/30/25 |
| Endrin ketone | ND | | ug/L | 0.1 | 0.02 | 12/30/25 | 12/30/25 |
| 4,4'-DDT | ND | | ug/L | 0.1 | 0.07 | 12/30/25 | 12/30/25 |
| Methoxychlor | ND | | ug/L | 0.1 | 0.07 | 12/30/25 | 12/30/25 |
| Toxaphene | ND | | ug/L | 2.0 | 0.6 | 12/30/25 | 12/30/25 |
| Chlordane (Technical) | ND | | ug/L | 1.0 | 0.3 | 12/30/25 | 12/30/25 |
| **Surrogates** | | | | **Limits** | | | |
| TCMX | 63% | | %REC | 29-120 | | 12/30/25 | 12/30/25 |
| Decachlorobiphenyl | 91% | | %REC | 33-132 | | 12/30/25 | 12/30/25 |
| Method: EPA 8082<br>Prep Method: EPA 3510C | | | | | | | |
| Aroclor-1016 | ND | | ug/L | 0.50 | 0.30 | 12/30/25 | 12/30/25 |
| Aroclor-1221 | ND | | ug/L | 0.50 | 0.47 | 12/30/25 | 12/30/25 |
| Aroclor-1232 | ND | | ug/L | 0.50 | 0.27 | 12/30/25 | 12/30/25 |
| Aroclor-1242 | ND | | ug/L | 0.50 | 0.29 | 12/30/25 | 12/30/25 |
| Aroclor-1248 | ND | | ug/L | 0.50 | 0.24 | 12/30/25 | 12/30/25 |
| Aroclor-1254 | ND | | ug/L | 0.50 | 0.27 | 12/30/25 | 12/30/25 |
| Aroclor-1260 | ND | | ug/L | 0.50 | 0.33 | 12/30/25 | 12/30/25 |
| Aroclor-1262 | ND | | ug/L | 0.50 | 0.29 | 12/30/25 | 12/30/25 |
| Aroclor-1268 | ND | | ug/L | 0.50 | 0.26 | 12/30/25 | 12/30/25 |
| **Surrogates** | | | | **Limits** | | | |
| Decachlorobiphenyl (PCB) | 89% | | %REC | 28-138 | | 12/30/25 | 12/30/25 |

ENTHALPY ANALYTICAL

# Batch QC

| | | | | | |
|---|---|---|---|---|---|
| **Type:** | **Lab Control Sample** | **Lab ID:** | **QC1326690** | **Batch:** | **391325** |
| **Matrix:** | **Water** | **Method:** | **EPA 8081A** | **Prep Method:** | **EPA 3510C** |

| QC1326690 Analyte | Result | Spiked | Units | Recovery | Qual | Limits |
|---|---|---|---|---|---|---|
| alpha-BHC | 0.4430 | 0.5000 | ug/L | 89% | | 66-121 |
| beta-BHC | 0.4594 | 0.5000 | ug/L | 92% | | 73-120 |
| gamma-BHC | 0.4757 | 0.5000 | ug/L | 95% | | 68-125 |
| delta-BHC | 0.4867 | 0.5000 | ug/L | 97% | | 68-131 |
| Heptachlor | 0.4404 | 0.5000 | ug/L | 88% | | 63-120 |
| Aldrin | 0.4151 | 0.5000 | ug/L | 83% | | 56-120 |
| Heptachlor epoxide | 0.4420 | 0.5000 | ug/L | 88% | | 65-120 |
| Endosulfan I | 0.4641 | 0.5000 | ug/L | 93% | | 68-124 |
| Dieldrin | 0.4507 | 0.5000 | ug/L | 90% | | 66-124 |
| 4,4'-DDE | 0.4585 | 0.5000 | ug/L | 92% | | 67-131 |
| Endrin | 0.4665 | 0.5000 | ug/L | 93% | | 68-135 |
| Endosulfan II | 0.4789 | 0.5000 | ug/L | 96% | | 71-130 |
| Endosulfan sulfate | 0.4736 | 0.5000 | ug/L | 95% | | 68-128 |
| 4,4'-DDD | 0.4129 | 0.5000 | ug/L | 83% | # | 65-130 |
| Endrin aldehyde | 0.4383 | 0.5000 | ug/L | 88% | | 67-124 |
| Endrin ketone | 0.5021 | 0.5000 | ug/L | 100% | | 69-137 |
| 4,4'-DDT | 0.4769 | 0.5000 | ug/L | 95% | | 65-136 |
| Methoxychlor | 0.5073 | 0.5000 | ug/L | 101% | | 69-150 |
| **Surrogates** | | | | | | |
| TCMX | 0.3609 | 0.5000 | ug/L | 72% | | 29-120 |
| Decachlorobiphenyl | 0.4524 | 0.5000 | ug/L | 90% | | 33-132 |

ENTHALPY ANALYTICAL

# Batch QC

| Type: | Lab Control Sample Duplicate | Lab ID: | QC1326691 | Batch: | 391325 |
|---|---|---|---|---|---|
| Matrix: | Water | Method: | EPA 8081A | Prep Method: | EPA 3510C |

| QC1326691 Analyte | Result | Spiked | Units | Recovery | Qual | Limits | RPD | RPD Lim |
|---|---|---|---|---|---|---|---|---|
| alpha-BHC | 0.4756 | 0.5000 | ug/L | 95% | | 66-121 | 7 | 20 |
| beta-BHC | 0.4782 | 0.5000 | ug/L | 96% | | 73-120 | 4 | 20 |
| gamma-BHC | 0.5119 | 0.5000 | ug/L | 102% | | 68-125 | 7 | 20 |
| delta-BHC | 0.5228 | 0.5000 | ug/L | 105% | | 68-131 | 7 | 20 |
| Heptachlor | 0.4665 | 0.5000 | ug/L | 93% | | 63-120 | 6 | 24 |
| Aldrin | 0.4384 | 0.5000 | ug/L | 88% | | 56-120 | 5 | 30 |
| Heptachlor epoxide | 0.4596 | 0.5000 | ug/L | 92% | | 65-120 | 4 | 20 |
| Endosulfan I | 0.5008 | 0.5000 | ug/L | 100% | | 68-124 | 8 | 20 |
| Dieldrin | 0.4708 | 0.5000 | ug/L | 94% | | 66-124 | 4 | 22 |
| 4,4'-DDE | 0.4867 | 0.5000 | ug/L | 97% | | 67-131 | 6 | 21 |
| Endrin | 0.4987 | 0.5000 | ug/L | 100% | | 68-135 | 7 | 20 |
| Endosulfan II | 0.4946 | 0.5000 | ug/L | 99% | | 71-130 | 3 | 21 |
| Endosulfan sulfate | 0.4849 | 0.5000 | ug/L | 97% | | 68-128 | 2 | 21 |
| 4,4'-DDD | 0.4329 | 0.5000 | ug/L | 87% | # | 65-130 | 5 | 22 |
| Endrin aldehyde | 0.4447 | 0.5000 | ug/L | 89% | | 67-124 | 1 | 20 |
| Endrin ketone | 0.5167 | 0.5000 | ug/L | 103% | | 69-137 | 3 | 21 |
| 4,4'-DDT | 0.5009 | 0.5000 | ug/L | 100% | | 65-136 | 5 | 23 |
| Methoxychlor | 0.5151 | 0.5000 | ug/L | 103% | | 69-150 | 2 | 23 |
| **Surrogates** | | | | | | | | |
| TCMX | 0.3753 | 0.5000 | ug/L | 75% | | 29-120 | | |
| Decachlorobiphenyl | 0.4517 | 0.5000 | ug/L | 90% | | 33-132 | | |

| Type: | Lab Control Sample | Lab ID: | QC1326692 | Batch: | 391325 |
|---|---|---|---|---|---|
| Matrix: | Water | Method: | EPA 8082 | Prep Method: | EPA 3510C |

| QC1326692 Analyte | Result | Spiked | Units | Recovery | Qual | Limits |
|---|---|---|---|---|---|---|
| Aroclor-1016 | 4.303 | 5.000 | ug/L | 86% | | 69-120 |
| Aroclor-1260 | 4.503 | 5.000 | ug/L | 90% | | 72-124 |
| **Surrogates** | | | | | | |
| Decachlorobiphenyl (PCB) | 0.4709 | 0.5000 | ug/L | 94% | | 28-138 |

| Type: | Lab Control Sample Duplicate | Lab ID: | QC1326693 | Batch: | 391325 |
|---|---|---|---|---|---|
| Matrix: | Water | Method: | EPA 8082 | Prep Method: | EPA 3510C |

| QC1326693 Analyte | Result | Spiked | Units | Recovery | Qual | Limits | RPD | RPD Lim |
|---|---|---|---|---|---|---|---|---|
| Aroclor-1016 | 4.141 | 5.000 | ug/L | 83% | | 69-120 | 4 | 22 |
| Aroclor-1260 | 4.387 | 5.000 | ug/L | 88% | | 72-124 | 3 | 25 |
| **Surrogates** | | | | | | | | |
| Decachlorobiphenyl (PCB) | 0.4717 | 0.5000 | ug/L | 94% | | 28-138 | | |

ENTHALPY ANALYTICAL

# Batch QC

| | | | | | |
|---|---|---|---|---|---|
| **Type:** | **Blank** | **Lab ID:** | **QC1326694** | **Batch:** | **391325** |
| **Matrix:** | **TCLP Leachate** | **Method:** | **EPA 8081A** | **Prep Method:** | **EPA 3510C** |

| QC1326694 Analyte | Result | Qual | Units | RL | MDL | Prepared | Analyzed |
|---|---|---|---|---|---|---|---|
| alpha-BHC | ND | | ug/L | 0.10 | 0.029 | 12/30/25 | 12/30/25 |
| beta-BHC | ND | | ug/L | 0.10 | 0.031 | 12/30/25 | 12/30/25 |
| gamma-BHC | ND | | ug/L | 0.10 | 0.020 | 12/30/25 | 12/30/25 |
| delta-BHC | ND | | ug/L | 0.10 | 0.017 | 12/30/25 | 12/30/25 |
| Heptachlor | ND | | ug/L | 0.10 | 0.031 | 12/30/25 | 12/30/25 |
| Aldrin | ND | | ug/L | 0.10 | 0.049 | 12/30/25 | 12/30/25 |
| Heptachlor epoxide | ND | | ug/L | 0.10 | 0.030 | 12/30/25 | 12/30/25 |
| Endosulfan I | ND | | ug/L | 0.10 | 0.031 | 12/30/25 | 12/30/25 |
| Dieldrin | ND | | ug/L | 0.20 | 0.025 | 12/30/25 | 12/30/25 |
| 4,4'-DDE | ND | | ug/L | 0.20 | 0.028 | 12/30/25 | 12/30/25 |
| Endrin | ND | | ug/L | 0.20 | 0.028 | 12/30/25 | 12/30/25 |
| Endosulfan II | ND | | ug/L | 0.20 | 0.029 | 12/30/25 | 12/30/25 |
| Endosulfan sulfate | ND | | ug/L | 0.20 | 0.038 | 12/30/25 | 12/30/25 |
| 4,4'-DDD | ND | | ug/L | 0.20 | 0.064 | 12/30/25 | 12/30/25 |
| Endrin aldehyde | ND | | ug/L | 0.20 | 0.039 | 12/30/25 | 12/30/25 |
| Endrin ketone | ND | | ug/L | 0.20 | 0.040 | 12/30/25 | 12/30/25 |
| 4,4'-DDT | ND | | ug/L | 0.20 | 0.14 | 12/30/25 | 12/30/25 |
| Methoxychlor | ND | | ug/L | 0.20 | 0.14 | 12/30/25 | 12/30/25 |
| Toxaphene | ND | | ug/L | 4.0 | 1.2 | 12/30/25 | 12/30/25 |
| Chlordane (Technical) | ND | | ug/L | 2.0 | 0.56 | 12/30/25 | 12/30/25 |
| **Surrogates** | | | | **Limits** | | | |
| TCMX | 64% | | %REC | 29-120 | | 12/30/25 | 12/30/25 |
| Decachlorobiphenyl | 94% | | %REC | 33-132 | | 12/30/25 | 12/30/25 |

ENTHALPY ANALYTICAL

# Batch QC

| | | | | | |
|---|---|---|---|---|---|
| **Type:** | **Lab Control Sample** | **Lab ID:** | **QC1326695** | **Batch:** | **391325** |
| **Matrix:** | **TCLP Leachate** | **Method:** | **EPA 8081A** | **Prep Method:** | **EPA 3510C** |

| QC1326695 Analyte | Result | Spiked | Units | Recovery | Qual | Limits |
|---|---|---|---|---|---|---|
| alpha-BHC | 0.9777 | 1.000 | ug/L | 98% | | 66-121 |
| beta-BHC | 1.015 | 1.000 | ug/L | 101% | | 73-120 |
| gamma-BHC | 1.048 | 1.000 | ug/L | 105% | | 68-125 |
| delta-BHC | 1.087 | 1.000 | ug/L | 109% | | 68-131 |
| Heptachlor | 0.9586 | 1.000 | ug/L | 96% | | 63-120 |
| Aldrin | 0.9198 | 1.000 | ug/L | 92% | | 56-120 |
| Heptachlor epoxide | 0.9625 | 1.000 | ug/L | 96% | | 65-120 |
| Endosulfan I | 1.023 | 1.000 | ug/L | 102% | | 68-124 |
| Dieldrin | 0.9880 | 1.000 | ug/L | 99% | | 66-124 |
| 4,4'-DDE | 1.034 | 1.000 | ug/L | 103% | | 67-131 |
| Endrin | 1.120 | 1.000 | ug/L | 112% | | 68-135 |
| Endosulfan II | 1.046 | 1.000 | ug/L | 105% | | 71-130 |
| Endosulfan sulfate | 1.023 | 1.000 | ug/L | 102% | | 68-128 |
| 4,4'-DDD | 0.9197 | 1.000 | ug/L | 92% | # | 65-130 |
| Endrin aldehyde | 0.8889 | 1.000 | ug/L | 89% | | 67-124 |
| Endrin ketone | 1.076 | 1.000 | ug/L | 108% | | 69-137 |
| 4,4'-DDT | 1.076 | 1.000 | ug/L | 108% | | 65-136 |
| Methoxychlor | 1.145 | 1.000 | ug/L | 115% | | 69-150 |
| **Surrogates** | | | | | | |
| TCMX | 0.7272 | 1.000 | ug/L | 73% | | 29-120 |
| Decachlorobiphenyl | 0.9672 | 1.000 | ug/L | 97% | | 33-132 |

ENTHALPY ANALYTICAL

# Batch QC

| Type: | Sample Spike | Lab ID: | QC1326696 | Batch: | 391325 |
|---|---|---|---|---|---|
| Matrix (Source ID): | TCLP Leachate (545900-003) | Method: | EPA 8081A | Prep Method: | EPA 3510C |

| QC1326696 Analyte | Result | Source Sample Result | Spiked | Units | Recovery | Qual | Limits | DF |
|---|---|---|---|---|---|---|---|---|
| alpha-BHC | 0.9512 | ND | 1.000 | ug/L | 95% | | 40-130 | 2 |
| beta-BHC | 1.001 | ND | 1.000 | ug/L | 100% | | 44-134 | 2 |
| gamma-BHC | 1.035 | ND | 1.000 | ug/L | 103% | | 41-133 | 2 |
| delta-BHC | 1.061 | ND | 1.000 | ug/L | 106% | | 42-139 | 2 |
| Heptachlor | 0.9342 | ND | 1.000 | ug/L | 93% | | 34-135 | 2 |
| Aldrin | 0.8866 | ND | 1.000 | ug/L | 89% | | 42-125 | 2 |
| Heptachlor epoxide | 0.9423 | ND | 1.000 | ug/L | 94% | | 37-139 | 2 |
| Endosulfan I | 0.9927 | ND | 1.000 | ug/L | 99% | | 45-146 | 2 |
| Dieldrin | 0.9631 | ND | 1.000 | ug/L | 96% | | 39-140 | 2 |
| 4,4'-DDE | 0.9948 | ND | 1.000 | ug/L | 99% | | 34-145 | 2 |
| Endrin | 1.071 | ND | 1.000 | ug/L | 107% | | 41-147 | 2 |
| Endosulfan II | 1.025 | ND | 1.000 | ug/L | 103% | | 24-152 | 2 |
| Endosulfan sulfate | 1.003 | ND | 1.000 | ug/L | 100% | | 38-141 | 2 |
| 4,4'-DDD | 0.8940 | ND | 1.000 | ug/L | 89% | # | 31-158 | 2 |
| Endrin aldehyde | 0.9430 | ND | 1.000 | ug/L | 94% | | 36-142 | 2 |
| Endrin ketone | 1.061 | ND | 1.000 | ug/L | 106% | | 39-152 | 2 |
| 4,4'-DDT | 1.048 | ND | 1.000 | ug/L | 105% | | 43-140 | 2 |
| Methoxychlor | 1.101 | ND | 1.000 | ug/L | 110% | | 29-167 | 2 |
| **Surrogates** | | | | | | | | |
| TCMX | 0.7082 | | 1.000 | ug/L | 71% | | 29-120 | 2 |
| Decachlorobiphenyl | 0.9791 | | 1.000 | ug/L | 98% | | 33-132 | 2 |

| Type: | Lab Control Sample | Lab ID: | QC1326830 | Batch: | 391356 |
|---|---|---|---|---|---|
| Matrix: | Water | Method: | EPA 8260B | Prep Method: | EPA 5030B |

| QC1326830 Analyte | Result | Spiked | Units | Recovery | Qual | Limits |
|---|---|---|---|---|---|---|
| 1,1-Dichloroethene | 51.94 | 50.00 | ug/L | 104% | | 69-128 |
| MTBE | 47.25 | 50.00 | ug/L | 95% | | 66-125 |
| Benzene | 50.54 | 50.00 | ug/L | 101% | | 76-121 |
| Trichloroethene | 46.08 | 50.00 | ug/L | 92% | | 76-124 |
| Toluene | 51.06 | 50.00 | ug/L | 102% | | 76-120 |
| Chlorobenzene | 46.11 | 50.00 | ug/L | 92% | | 78-120 |
| **Surrogates** | | | | | | |
| Dibromofluoromethane | 48.93 | 50.00 | ug/L | 98% | | 70-130 |
| 1,2-Dichloroethane-d4 | 54.05 | 50.00 | ug/L | 108% | | 70-130 |
| Toluene-d8 | 46.76 | 50.00 | ug/L | 94% | | 70-130 |
| Bromofluorobenzene | 46.66 | 50.00 | ug/L | 93% | | 70-130 |

ENTHALPY ANALYTICAL

# Batch QC

| | | | | | |
|---|---|---|---|---|---|
| **Type:** | **Lab Control Sample Duplicate** | **Lab ID:** | **QC1326831** | **Batch:** | **391356** |
| **Matrix:** | **Water** | **Method:** | **EPA 8260B** | **Prep Method:** | **EPA 5030B** |

| QC1326831 Analyte | Result | Spiked | Units | Recovery | Qual | Limits | RPD | RPD Lim |
|---|---|---|---|---|---|---|---|---|
| 1,1-Dichloroethene | 53.45 | 50.00 | ug/L | 107% | | 69-128 | 3 | 23 |
| MTBE | 50.14 | 50.00 | ug/L | 100% | | 66-125 | 6 | 22 |
| Benzene | 53.57 | 50.00 | ug/L | 107% | | 76-121 | 6 | 21 |
| Trichloroethene | 46.54 | 50.00 | ug/L | 93% | | 76-124 | 1 | 22 |
| Toluene | 55.24 | 50.00 | ug/L | 110% | | 76-120 | 8 | 21 |
| Chlorobenzene | 50.03 | 50.00 | ug/L | 100% | | 78-120 | 8 | 20 |
| **Surrogates** | | | | | | | | |
| Dibromofluoromethane | 50.36 | 50.00 | ug/L | 101% | | 70-130 | | |
| 1,2-Dichloroethane-d4 | 55.69 | 50.00 | ug/L | 111% | | 70-130 | | |
| Toluene-d8 | 47.39 | 50.00 | ug/L | 95% | | 70-130 | | |
| Bromofluorobenzene | 46.96 | 50.00 | ug/L | 94% | | 70-130 | | |

ENTHALPY ANALYTICAL

# Batch QC

| | | | | | |
|---|---|---|---|---|---|
| **Type:** | **Blank** | **Lab ID:** | **QC1326864** | **Batch:** | **391356** |
| **Matrix:** | **Water** | **Method:** | **EPA 8260B** | **Prep Method:** | **EPA 5030B** |

| QC1326864 Analyte | Result | Qual | Units | RL | MDL | Prepared | Analyzed |
|---|---|---|---|---|---|---|---|
| Carbon Disulfide | ND | | ug/L | 5.0 | 0.1 | 12/31/25 | 12/31/25 |
| 2-Chloroethylvinylether | ND | | ug/L | 50 | 1.9 | 12/31/25 | 12/31/25 |
| Chloroprene | ND | | ug/L | 200 | 0.4 | 12/31/25 | 12/31/25 |
| 3-Chloropropene | ND | | ug/L | 5.0 | 0.3 | 12/31/25 | 12/31/25 |
| Ethyl methacrylate | ND | | ug/L | 50 | 2.1 | 12/31/25 | 12/31/25 |
| Ethanol | ND | | ug/L | 500 | 110 | 12/31/25 | 12/31/25 |
| 2-Hexanone | ND | | ug/L | 5.0 | 1.1 | 12/31/25 | 12/31/25 |
| Iodomethane | ND | | ug/L | 10 | 4.4 | 12/31/25 | 12/31/25 |
| Isopropanol (IPA) | ND | | ug/L | 200 | 52 | 12/31/25 | 12/31/25 |
| Methyl acrylonitrile | ND | | ug/L | 35 | 3.7 | 12/31/25 | 12/31/25 |
| Vinyl Acetate | ND | | ug/L | 50 | 15 | 12/31/25 | 12/31/25 |
| Acrolein | ND | | ug/L | 200 | 2.7 | 12/31/25 | 12/31/25 |
| Acrylonitrile | ND | | ug/L | 10 | 0.7 | 12/31/25 | 12/31/25 |
| Freon 12 | ND | | ug/L | 5.0 | 0.08 | 12/31/25 | 12/31/25 |
| Chloromethane | ND | | ug/L | 5.0 | 0.09 | 12/31/25 | 12/31/25 |
| Vinyl Chloride | ND | | ug/L | 5.0 | 0.06 | 12/31/25 | 12/31/25 |
| Bromomethane | ND | | ug/L | 5.0 | 0.1 | 12/31/25 | 12/31/25 |
| Chloroethane | ND | | ug/L | 5.0 | 0.1 | 12/31/25 | 12/31/25 |
| Trichlorofluoromethane | ND | | ug/L | 5.0 | 0.05 | 12/31/25 | 12/31/25 |
| Acetone | ND | | ug/L | 100 | 5.0 | 12/31/25 | 12/31/25 |
| Freon 113 | ND | | ug/L | 5.0 | 0.1 | 12/31/25 | 12/31/25 |
| 1,1-Dichloroethene | ND | | ug/L | 5.0 | 0.09 | 12/31/25 | 12/31/25 |
| Methylene Chloride | ND | | ug/L | 5.0 | 0.2 | 12/31/25 | 12/31/25 |
| MTBE | ND | | ug/L | 5.0 | 0.08 | 12/31/25 | 12/31/25 |
| trans-1,2-Dichloroethene | ND | | ug/L | 5.0 | 0.1 | 12/31/25 | 12/31/25 |
| 1,1-Dichloroethane | ND | | ug/L | 5.0 | 0.06 | 12/31/25 | 12/31/25 |
| 2-Butanone | ND | | ug/L | 100 | 1.5 | 12/31/25 | 12/31/25 |
| cis-1,2-Dichloroethene | ND | | ug/L | 5.0 | 0.06 | 12/31/25 | 12/31/25 |
| 2,2-Dichloropropane | ND | | ug/L | 5.0 | 0.1 | 12/31/25 | 12/31/25 |
| Chloroform | ND | | ug/L | 5.0 | 0.08 | 12/31/25 | 12/31/25 |
| Bromochloromethane | ND | | ug/L | 5.0 | 0.2 | 12/31/25 | 12/31/25 |
| 1,1,1-Trichloroethane | ND | | ug/L | 5.0 | 0.07 | 12/31/25 | 12/31/25 |
| 1,1-Dichloropropene | ND | | ug/L | 5.0 | 0.07 | 12/31/25 | 12/31/25 |
| Carbon Tetrachloride | ND | | ug/L | 5.0 | 0.07 | 12/31/25 | 12/31/25 |
| 1,2-Dichloroethane | ND | | ug/L | 5.0 | 0.1 | 12/31/25 | 12/31/25 |
| Benzene | ND | | ug/L | 1.0 | 0.03 | 12/31/25 | 12/31/25 |
| Trichloroethene | ND | | ug/L | 5.0 | 0.05 | 12/31/25 | 12/31/25 |
| 1,2-Dichloropropane | ND | | ug/L | 5.0 | 0.1 | 12/31/25 | 12/31/25 |
| Bromodichloromethane | ND | | ug/L | 5.0 | 0.09 | 12/31/25 | 12/31/25 |
| Dibromomethane | ND | | ug/L | 5.0 | 0.1 | 12/31/25 | 12/31/25 |
| 4-Methyl-2-Pentanone | ND | | ug/L | 5.0 | 1.0 | 12/31/25 | 12/31/25 |
| cis-1,3-Dichloropropene | ND | | ug/L | 5.0 | 0.06 | 12/31/25 | 12/31/25 |
| Toluene | ND | | ug/L | 5.0 | 0.06 | 12/31/25 | 12/31/25 |
| trans-1,3-Dichloropropene | ND | | ug/L | 5.0 | 0.08 | 12/31/25 | 12/31/25 |
| 1,1,2-Trichloroethane | ND | | ug/L | 5.0 | 0.2 | 12/31/25 | 12/31/25 |
| 1,3-Dichloropropane | ND | | ug/L | 5.0 | 0.1 | 12/31/25 | 12/31/25 |
| Tetrachloroethene | ND | | ug/L | 5.0 | 0.1 | 12/31/25 | 12/31/25 |

ENTHALPY ANALYTICAL

# Batch QC

| QC1326864 Analyte | Result | Qual | Units | RL | MDL | Prepared | Analyzed |
|---|---|---|---|---|---|---|---|
| Dibromochloromethane | ND | | ug/L | 5.0 | 0.09 | 12/31/25 | 12/31/25 |
| 1,2-Dibromoethane | ND | | ug/L | 5.0 | 0.1 | 12/31/25 | 12/31/25 |
| Chlorobenzene | ND | | ug/L | 5.0 | 0.09 | 12/31/25 | 12/31/25 |
| 1,1,1,2-Tetrachloroethane | ND | | ug/L | 5.0 | 0.1 | 12/31/25 | 12/31/25 |
| Ethylbenzene | ND | | ug/L | 5.0 | 0.09 | 12/31/25 | 12/31/25 |
| m,p-Xylenes | ND | | ug/L | 10 | 0.1 | 12/31/25 | 12/31/25 |
| o-Xylene | ND | | ug/L | 5.0 | 0.06 | 12/31/25 | 12/31/25 |
| Styrene | ND | | ug/L | 5.0 | 0.09 | 12/31/25 | 12/31/25 |
| Bromoform | ND | | ug/L | 5.0 | 0.07 | 12/31/25 | 12/31/25 |
| Isopropylbenzene | ND | | ug/L | 5.0 | 0.05 | 12/31/25 | 12/31/25 |
| 1,1,2,2-Tetrachloroethane | ND | | ug/L | 5.0 | 0.07 | 12/31/25 | 12/31/25 |
| 1,2,3-Trichloropropane | ND | | ug/L | 5.0 | 0.1 | 12/31/25 | 12/31/25 |
| Propylbenzene | ND | | ug/L | 5.0 | 0.07 | 12/31/25 | 12/31/25 |
| Bromobenzene | ND | | ug/L | 5.0 | 0.03 | 12/31/25 | 12/31/25 |
| 1,3,5-Trimethylbenzene | ND | | ug/L | 5.0 | 0.06 | 12/31/25 | 12/31/25 |
| 2-Chlorotoluene | ND | | ug/L | 5.0 | 0.05 | 12/31/25 | 12/31/25 |
| 4-Chlorotoluene | ND | | ug/L | 5.0 | 0.06 | 12/31/25 | 12/31/25 |
| tert-Butylbenzene | ND | | ug/L | 5.0 | 0.03 | 12/31/25 | 12/31/25 |
| 1,2,4-Trimethylbenzene | ND | | ug/L | 5.0 | 0.03 | 12/31/25 | 12/31/25 |
| sec-Butylbenzene | ND | | ug/L | 5.0 | 0.06 | 12/31/25 | 12/31/25 |
| para-Isopropyl Toluene | ND | | ug/L | 5.0 | 0.07 | 12/31/25 | 12/31/25 |
| 1,3-Dichlorobenzene | ND | | ug/L | 5.0 | 0.06 | 12/31/25 | 12/31/25 |
| 1,4-Dichlorobenzene | ND | | ug/L | 5.0 | 0.09 | 12/31/25 | 12/31/25 |
| n-Butylbenzene | ND | | ug/L | 5.0 | 0.06 | 12/31/25 | 12/31/25 |
| 1,2-Dichlorobenzene | ND | | ug/L | 5.0 | 0.09 | 12/31/25 | 12/31/25 |
| 1,2-Dibromo-3-Chloropropane | ND | | ug/L | 5.0 | 0.5 | 12/31/25 | 12/31/25 |
| 1,2,4-Trichlorobenzene | ND | | ug/L | 5.0 | 0.07 | 12/31/25 | 12/31/25 |
| Hexachlorobutadiene | ND | | ug/L | 5.0 | 0.2 | 12/31/25 | 12/31/25 |
| Naphthalene | ND | | ug/L | 5.0 | 0.2 | 12/31/25 | 12/31/25 |
| 1,2,3-Trichlorobenzene | ND | | ug/L | 5.0 | 0.08 | 12/31/25 | 12/31/25 |
| cis-1,4-Dichloro-2-butene | ND | | ug/L | 5.0 | 0.4 | 12/31/25 | 12/31/25 |
| trans-1,4-Dichloro-2-butene | ND | | ug/L | 5.0 | 0.4 | 12/31/25 | 12/31/25 |
| Xylene (total) | ND | | ug/L | 5.0 | | 12/31/25 | 12/31/25 |
| **Surrogates** | | | | **Limits** | | | |
| Dibromofluoromethane | 94% | | %REC | 70-130 | | 12/31/25 | 12/31/25 |
| 1,2-Dichloroethane-d4 | 99% | | %REC | 70-130 | | 12/31/25 | 12/31/25 |
| Toluene-d8 | 99% | | %REC | 70-130 | | 12/31/25 | 12/31/25 |
| Bromofluorobenzene | 95% | | %REC | 70-130 | | 12/31/25 | 12/31/25 |

ENTHALPY ANALYTICAL

# Batch QC

| Type: | Matrix Spike | Lab ID: | QC1326865 | Batch: | 391356 |
|---|---|---|---|---|---|
| Matrix (Source ID): | Water (549582-001) | Method: | EPA 8260B | Prep Method: | EPA 5030B |

| QC1326865 Analyte | Result | Source Sample Result | Spiked | Units | Recovery | Qual | Limits | DF |
|---|---|---|---|---|---|---|---|---|
| 1,1-Dichloroethene | 15.26 | ND | 20.00 | ug/L | 76% | | 62-131 | 1 |
| MTBE | 14.54 | 0.7283 | 20.00 | ug/L | 69% | | 61-124 | 1 |
| Benzene | 15.04 | ND | 20.00 | ug/L | 75% | | 70-123 | 1 |
| Trichloroethene | 13.74 | ND | 20.00 | ug/L | 69% | | 65-131 | 1 |
| Toluene | 14.90 | ND | 20.00 | ug/L | 74% | | 69-120 | 1 |
| Chlorobenzene | 13.96 | ND | 20.00 | ug/L | 70% | * | 72-121 | 1 |
| **Surrogates** | | | | | | | | |
| Dibromofluoromethane | 48.99 | | 50.00 | ug/L | 98% | | 70-130 | 1 |
| 1,2-Dichloroethane-d4 | 52.83 | | 50.00 | ug/L | 106% | | 70-130 | 1 |
| Toluene-d8 | 48.59 | | 50.00 | ug/L | 97% | | 70-130 | 1 |
| Bromofluorobenzene | 48.62 | | 50.00 | ug/L | 97% | | 70-130 | 1 |

| Type: | Matrix Spike Duplicate | Lab ID: | QC1326866 | Batch: | 391356 |
|---|---|---|---|---|---|
| Matrix (Source ID): | Water (549582-001) | Method: | EPA 8260B | Prep Method: | EPA 5030B |

| QC1326866 Analyte | Result | Source Sample Result | Spiked | Units | Recovery | Qual | Limits | RPD | RPD Lim | DF |
|---|---|---|---|---|---|---|---|---|---|---|
| 1,1-Dichloroethene | 16.18 | ND | 20.00 | ug/L | 81% | | 62-131 | 6 | 31 | 1 |
| MTBE | 18.17 | 0.7283 | 20.00 | ug/L | 87% | | 61-124 | 22 | 30 | 1 |
| Benzene | 17.18 | ND | 20.00 | ug/L | 86% | | 70-123 | 13 | 31 | 1 |
| Trichloroethene | 14.32 | ND | 20.00 | ug/L | 72% | | 65-131 | 4 | 31 | 1 |
| Toluene | 16.12 | ND | 20.00 | ug/L | 81% | | 69-120 | 8 | 29 | 1 |
| Chlorobenzene | 15.56 | ND | 20.00 | ug/L | 78% | | 72-121 | 11 | 29 | 1 |
| **Surrogates** | | | | | | | | | | |
| Dibromofluoromethane | 51.58 | | 50.00 | ug/L | 103% | | 70-130 | | | 1 |
| 1,2-Dichloroethane-d4 | 57.15 | | 50.00 | ug/L | 114% | | 70-130 | | | 1 |
| Toluene-d8 | 47.22 | | 50.00 | ug/L | 94% | | 70-130 | | | 1 |
| Bromofluorobenzene | 49.89 | | 50.00 | ug/L | 100% | | 70-130 | | | 1 |

| Type: | Blank | Lab ID: | QC1326804 | Batch: | 391351 |
|---|---|---|---|---|---|
| Matrix: | Water | Method: | EPA 8270C-SIM | Prep Method: | EPA 3535 |

| QC1326804 Analyte | Result | Qual | Units | RL | MDL | Prepared | Analyzed |
|---|---|---|---|---|---|---|---|
| 1,4-Dioxane | ND | | ug/L | 1.0 | 0.84 | 12/30/25 | 12/30/25 |
| **Surrogates** | | | | **Limits** | | | |
| 1,4-Dioxane-d8 (SUR) | 101% | | %REC | 80-120 | | 12/30/25 | 12/30/25 |

ENTHALPY ANALYTICAL

# Batch QC

| | | | | | |
|---|---|---|---|---|---|
| **Type:** | **Lab Control Sample** | **Lab ID:** | **QC1326805** | **Batch:** | **391351** |
| **Matrix:** | **Water** | **Method:** | **EPA 8270C-SIM** | **Prep Method:** | **EPA 3535** |

| QC1326805 Analyte | Result | Spiked | Units | Recovery | Qual | Limits |
|---|---|---|---|---|---|---|
| 1,4-Dioxane | 10.84 | 10.00 | ug/L | 108% | | 79-120 |
| **Surrogates** | | | | | | |
| 1,4-Dioxane-d8 (SUR) | 9.794 | 10.00 | ug/L | 98% | | 80-120 |

| | | | | | |
|---|---|---|---|---|---|
| **Type:** | **Lab Control Sample Duplicate** | **Lab ID:** | **QC1326806** | **Batch:** | **391351** |
| **Matrix:** | **Water** | **Method:** | **EPA 8270C-SIM** | **Prep Method:** | **EPA 3535** |

| QC1326806 Analyte | Result | Spiked | Units | Recovery | Qual | Limits | RPD | RPD Lim |
|---|---|---|---|---|---|---|---|---|
| 1,4-Dioxane | 11.67 | 10.00 | ug/L | 117% | | 79-120 | 7 | 20 |
| **Surrogates** | | | | | | | | |
| 1,4-Dioxane-d8 (SUR) | 10.19 | 10.00 | ug/L | 102% | | 80-120 | | |

| | | | | | |
|---|---|---|---|---|---|
| **Type:** | **Blank** | **Lab ID:** | **QC1326671** | **Batch:** | **391320** |
| **Matrix:** | **Water** | **Method:** | **SM 4500-CN-E** | **Prep Method:** | **METHOD** |

| QC1326671 Analyte | Result | Qual | Units | RL | MDL | Prepared | Analyzed |
|---|---|---|---|---|---|---|---|
| Cyanide | ND | | mg/L | 0.0050 | 0.0017 | 12/30/25 | 12/31/25 |

| | | | | | |
|---|---|---|---|---|---|
| **Type:** | **Lab Control Sample** | **Lab ID:** | **QC1326672** | **Batch:** | **391320** |
| **Matrix:** | **Water** | **Method:** | **SM 4500-CN-E** | **Prep Method:** | **METHOD** |

| QC1326672 Analyte | Result | Spiked | Units | Recovery | Qual | Limits |
|---|---|---|---|---|---|---|
| Cyanide | 0.1066 | 0.1000 | mg/L | 107% | | 85-115 |

| | | | | | |
|---|---|---|---|---|---|
| **Type:** | **Matrix Spike** | **Lab ID:** | **QC1326673** | **Batch:** | **391320** |
| **Matrix (Source ID):** | **Water (549637-003)** | **Method:** | **SM 4500-CN-E** | **Prep Method:** | **METHOD** |

| QC1326673 Analyte | Result | Source Sample Result | Spiked | Units | Recovery | Qual | Limits | DF |
|---|---|---|---|---|---|---|---|---|
| Cyanide | 0.1007 | ND | 0.1000 | mg/L | 101% | | 80-120 | 0.5 |

| | | | | | |
|---|---|---|---|---|---|
| **Type:** | **Matrix Spike Duplicate** | **Lab ID:** | **QC1326674** | **Batch:** | **391320** |
| **Matrix (Source ID):** | **Water (549637-003)** | **Method:** | **SM 4500-CN-E** | **Prep Method:** | **METHOD** |

| QC1326674 Analyte | Result | Source Sample Result | Spiked | Units | Recovery | Qual | Limits | RPD | RPD Lim | DF |
|---|---|---|---|---|---|---|---|---|---|---|
| Cyanide | 0.1024 | ND | 0.1000 | mg/L | 102% | | 80-120 | 2 | 20 | 0.5 |

ENTHALPY ANALYTICAL

# Batch QC

| Type: | Matrix Spike | Lab ID: | QC1326709 | Batch: | 391320 |
|---|---|---|---|---|---|
| Matrix (Source ID): | Water (549849-001) | Method: | SM 4500-CN-E | Prep Method: | METHOD |

| QC1326709 Analyte | Result | Source Sample Result | Spiked | Units | Recovery | Qual | Limits | DF |
|---|---|---|---|---|---|---|---|---|
| Cyanide | 0.0008465 | ND | 0.1000 | mg/L | 0% | ND,NM | 80-120 | 0.5 |

| Type: | Matrix Spike Duplicate | Lab ID: | QC1326710 | Batch: | 391320 |
|---|---|---|---|---|---|
| Matrix (Source ID): | Water (549849-001) | Method: | SM 4500-CN-E | Prep Method: | METHOD |

| QC1326710 Analyte | Result | Source Sample Result | Spiked | Units | Recovery | Qual | Limits | RPD | RPD Lim | DF |
|---|---|---|---|---|---|---|---|---|---|---|
| Cyanide | -0.0001608 | ND | 0.1000 | mg/L | 0% | ND,NM | 80-120 | 294* | 20 | 0.5 |

| Type: | Blank | Lab ID: | QC1326851 | Batch: | 391360 |
|---|---|---|---|---|---|
| Matrix: | Water | Method: | SM 4500-S2-D | Prep Method: | METHOD |

| QC1326851 Analyte | Result | Qual | Units | RL | MDL | Prepared | Analyzed |
|---|---|---|---|---|---|---|---|
| Sulfide | ND | | mg/L | 0.10 | | 12/30/25 | 12/30/25 |

| Type: | Lab Control Sample | Lab ID: | QC1326852 | Batch: | 391360 |
|---|---|---|---|---|---|
| Matrix: | Water | Method: | SM 4500-S2-D | Prep Method: | METHOD |

| QC1326852 Analyte | Result | Spiked | Units | Recovery | Qual | Limits |
|---|---|---|---|---|---|---|
| Sulfide | 0.9000 | 1.000 | mg/L | 90% | | 90-110 |

| Type: | Matrix Spike | Lab ID: | QC1326853 | Batch: | 391360 |
|---|---|---|---|---|---|
| Matrix (Source ID): | Water (549841-001) | Method: | SM 4500-S2-D | Prep Method: | METHOD |

| QC1326853 Analyte | Result | Source Sample Result | Spiked | Units | Recovery | Qual | Limits | DF |
|---|---|---|---|---|---|---|---|---|
| Sulfide | 0.9000 | ND | 1.000 | mg/L | 90% | | 80-120 | 1 |

| Type: | Matrix Spike Duplicate | Lab ID: | QC1326854 | Batch: | 391360 |
|---|---|---|---|---|---|
| Matrix (Source ID): | Water (549841-001) | Method: | SM 4500-S2-D | Prep Method: | METHOD |

| QC1326854 Analyte | Result | Source Sample Result | Spiked | Units | Recovery | Qual | Limits | RPD | RPD Lim | DF |
|---|---|---|---|---|---|---|---|---|---|---|
| Sulfide | 0.9000 | ND | 1.000 | mg/L | 90% | | 80-120 | 0 | 20 | 1 |

| Type: | Blank | Lab ID: | QC1326752 | Batch: | 391339 |
|---|---|---|---|---|---|
| Matrix: | Water | Method: | SM 5310B | Prep Method: | SM 5310B |

| QC1326752 Analyte | Result | Qual | Units | RL | MDL | Prepared | Analyzed |
|---|---|---|---|---|---|---|---|
| Total Organic Carbon | ND | | mg/L | 1.0 | 0.49 | 12/30/25 | 12/30/25 |

ENTHALPY ANALYTICAL

# Batch QC

| Type: Lab Control Sample | Lab ID: QC1326753 | Batch: 391339 |
|---|---|---|
| Matrix: Water | Method: SM 5310B | Prep Method: SM 5310B |

| QC1326753 Analyte | Result | Spiked | Units | Recovery | Qual | Limits |
|---|---|---|---|---|---|---|
| Total Organic Carbon | 24.50 | 25.00 | mg/L | 98% | | 85-115 |

| Type: Matrix Spike | Lab ID: QC1326754 | Batch: 391339 |
|---|---|---|
| Matrix (Source ID): Water (549965-001) | Method: SM 5310B | Prep Method: SM 5310B |

| QC1326754 Analyte | Result | Source Sample Result | Spiked | Units | Recovery | Qual | Limits | DF |
|---|---|---|---|---|---|---|---|---|
| Total Organic Carbon | 56.41 | 30.24 | 25.00 | mg/L | 105% | | 75-125 | 1 |

| Type: Matrix Spike Duplicate | Lab ID: QC1326755 | Batch: 391339 |
|---|---|---|
| Matrix (Source ID): Water (549965-001) | Method: SM 5310B | Prep Method: SM 5310B |

| QC1326755 Analyte | Result | Source Sample Result | Spiked | Units | Recovery | Qual | Limits | RPD | RPD Lim | DF |
|---|---|---|---|---|---|---|---|---|---|---|
| Total Organic Carbon | 57.50 | 30.24 | 25.00 | mg/L | 109% | | 75-125 | 2 | 25 | 1 |

| Type: Sample Duplicate | Lab ID: QC1326664 | Batch: 391318 |
|---|---|---|
| Matrix (Source ID): Water (549841-001) | Method: SM2130B | |

| QC1326664 Analyte | Result | Source Sample Result | Units | Qual | RPD | RPD Lim | DF |
|---|---|---|---|---|---|---|---|
| Turbidity | ND | 0.1300 | NTU | | | 20 | 1 |

| Type: Blank | Lab ID: QC1327003 | Batch: 391408 |
|---|---|---|
| Matrix: Water | Method: SM2320B | Prep Method: METHOD |

| QC1327003 Analyte | Result | Qual | Units | RL | MDL | Prepared | Analyzed |
|---|---|---|---|---|---|---|---|
| Bicarbonate | ND | | mg/L | 2.0 | | 12/31/25 | 12/31/25 |
| Carbonate | ND | | mg/L | 2.0 | | 12/31/25 | 12/31/25 |
| Hydroxide | ND | | mg/L | 2.0 | | 12/31/25 | 12/31/25 |
| Alkalinity, Total as CaCO3 | ND | | mg/L | 2.0 | | 12/31/25 | 12/31/25 |

| Type: Lab Control Sample | Lab ID: QC1327004 | Batch: 391408 |
|---|---|---|
| Matrix: Water | Method: SM2320B | Prep Method: METHOD |

| QC1327004 Analyte | Result | Spiked | Units | Recovery | Qual | Limits |
|---|---|---|---|---|---|---|
| Alkalinity, Total as CaCO3 | 936.1 | 1000 | mg/L | 94% | | 90-110 |

ENTHALPY ANALYTICAL

# Batch QC

| Type: | Sample Duplicate | Lab ID: | QC1327005 | Batch: | 391408 |
|---|---|---|---|---|---|
| Matrix (Source ID): | Drinking Water (549874-001) | Method: | SM2320B | Prep Method: | METHOD |

| QC1327005 Analyte | Result | Source Sample Result | Units | Qual | RPD | RPD Lim | DF |
|---|---|---|---|---|---|---|---|
| Bicarbonate | 86.21 | 87.55 | mg/L | | 2 | 20 | 1 |
| Carbonate | ND | ND | mg/L | | | 20 | 1 |
| Hydroxide | ND | ND | mg/L | | | 20 | 1 |
| Alkalinity, Total as CaCO3 | 70.66 | 71.76 | mg/L | | 2 | 20 | 1 |

| Type: | Sample Duplicate | Lab ID: | QC1326781 | Batch: | 391346 |
|---|---|---|---|---|---|
| Matrix (Source ID): | Water (549766-001) | Method: | SM2510B | Prep Method: | METHOD |

| QC1326781 Analyte | Result | Source Sample Result | Units | Qual | RPD | RPD Lim | DF |
|---|---|---|---|---|---|---|---|
| Specific Conductance | 1,740 | 1741 | umhos/cm | | 0 | 20 | 1 |

| Type: | Blank | Lab ID: | QC1326778 | Batch: | 391345 |
|---|---|---|---|---|---|
| Matrix: | Water | Method: | SM2540C | Prep Method: | METHOD |

| QC1326778 Analyte | Result | Qual | Units | RL | MDL | Prepared | Analyzed |
|---|---|---|---|---|---|---|---|
| Total Dissolved Solids | ND | | mg/L | 10 | | 12/30/25 | 12/31/25 |

| Type: | Lab Control Sample | Lab ID: | QC1326779 | Batch: | 391345 |
|---|---|---|---|---|---|
| Matrix: | Water | Method: | SM2540C | Prep Method: | METHOD |

| QC1326779 Analyte | Result | Spiked | Units | Recovery | Qual | Limits |
|---|---|---|---|---|---|---|
| Total Dissolved Solids | 1,022 | 1000 | mg/L | 102% | | 90-110 |

| Type: | Sample Duplicate | Lab ID: | QC1326780 | Batch: | 391345 |
|---|---|---|---|---|---|
| Matrix (Source ID): | Water (549766-001) | Method: | SM2540C | Prep Method: | METHOD |

| QC1326780 Analyte | Result | Source Sample Result | Units | Qual | RPD | RPD Lim | DF |
|---|---|---|---|---|---|---|---|
| Total Dissolved Solids | 1,154 | 1154 | mg/L | | 0 | 5 | 2 |

| Type: | Blank | Lab ID: | QC1326832 | Batch: | 391335 |
|---|---|---|---|---|---|
| Matrix: | Water | Method: | SM2540D | Prep Method: | METHOD |

| QC1326832 Analyte | Result | Qual | Units | RL | MDL | Prepared | Analyzed |
|---|---|---|---|---|---|---|---|
| Total Suspended Solids | ND | | mg/L | 0.5 | | 12/30/25 | 12/31/25 |

ENTHALPY ANALYTICAL

# Batch QC

| Type: | Lab Control Sample | Lab ID: | QC1326833 | Batch: | 391335 |
|---|---|---|---|---|---|
| Matrix: | Water | Method: | SM2540D | Prep Method: | METHOD |

| QC1326833 Analyte | Result | Spiked | Units | Recovery | Qual | Limits |
|---|---|---|---|---|---|---|
| Total Suspended Solids | 103.5 | 100.0 | mg/L | 103% | | 90-110 |

| Type: | Lab Control Sample Duplicate | Lab ID: | QC1326834 | Batch: | 391335 |
|---|---|---|---|---|---|
| Matrix: | Water | Method: | SM2540D | Prep Method: | METHOD |

| QC1326834 Analyte | Result | Spiked | Units | Recovery | Qual | Limits | RPD | RPD Lim |
|---|---|---|---|---|---|---|---|---|
| Total Suspended Solids | 101.0 | 100.0 | mg/L | 101% | | 90-110 | 2 | 5 |

| Type: | Sample Duplicate | Lab ID: | QC1326835 | Batch: | 391335 |
|---|---|---|---|---|---|
| Matrix (Source ID): | Water (549709-039) | Method: | SM2540D | Prep Method: | METHOD |

| QC1326835 Analyte | Result | Source Sample Result | Units | Qual | RPD | RPD Lim | DF |
|---|---|---|---|---|---|---|---|
| Total Suspended Solids | 242.1 | 232.2 | mg/L | | 4 | 5 | 1 |

| Type: | Sample Duplicate | Lab ID: | QC1326836 | Batch: | 391335 |
|---|---|---|---|---|---|
| Matrix (Source ID): | Water (549965-001) | Method: | SM2540D | Prep Method: | METHOD |

| QC1326836 Analyte | Result | Source Sample Result | Units | Qual | RPD | RPD Lim | DF |
|---|---|---|---|---|---|---|---|
| Total Suspended Solids | 50.20 | 49.00 | mg/L | | 2 | 5 | 1 |

| Type: | Blank | Lab ID: | QC1326722 | Batch: | 391332 |
|---|---|---|---|---|---|
| Matrix: | Water | Method: | SM5210B | Prep Method: | METHOD |

| QC1326722 Analyte | Result | Qual | Units | RL | MDL | Prepared | Analyzed |
|---|---|---|---|---|---|---|---|
| Biochemical Oxygen Demand | ND | | mg/L | 3.0 | | 12/30/25 16:05 | 01/04/26 12:56 |

| Type: | Lab Control Sample | Lab ID: | QC1326723 | Batch: | 391332 |
|---|---|---|---|---|---|
| Matrix: | Water | Method: | SM5210B | Prep Method: | METHOD |

| QC1326723 Analyte | Result | Spiked | Units | Recovery | Qual | Limits |
|---|---|---|---|---|---|---|
| Biochemical Oxygen Demand | 207.5 | 198.0 | mg/L | 105% | | 84.6-115.4 |

| Type: | Sample Duplicate | Lab ID: | QC1326724 | Batch: | 391332 |
|---|---|---|---|---|---|
| Matrix (Source ID): | Water (549965-001) | Method: | SM5210B | Prep Method: | METHOD |

| QC1326724 Analyte | Result | Source Sample Result | Units | Qual | RPD | RPD Lim | DF |
|---|---|---|---|---|---|---|---|
| Biochemical Oxygen Demand | 3.930 | 4.770 | mg/L | BOD5 | 19 | 30 | 1 |

# Batch QC

| | | |
|---|---|---|
| **Type:** Blank | **Lab ID:** QC1326675 | **Batch:** 391311 |
| **Matrix:** Water | **Method:** SM5220D | **Prep Method:** SM 5220D |

| QC1326675 Analyte | Result | Qual | Units | RL | MDL | Prepared | Analyzed |
|---|---|---|---|---|---|---|---|
| Chemical Oxygen Demand | ND | | mg/L | 4.0 | 2.0 | 12/31/25 | 12/31/25 |

| | | |
|---|---|---|
| **Type:** Lab Control Sample | **Lab ID:** QC1326676 | **Batch:** 391311 |
| **Matrix:** Water | **Method:** SM5220D | **Prep Method:** SM 5220D |

| QC1326676 Analyte | Result | Spiked | Units | Recovery | Qual | Limits |
|---|---|---|---|---|---|---|
| Chemical Oxygen Demand | 100.0 | 100.0 | mg/L | 100% | | 90-110 |

| | | |
|---|---|---|
| **Type:** Matrix Spike | **Lab ID:** QC1326678 | **Batch:** 391311 |
| **Matrix (Source ID):** Water (549965-001) | **Method:** SM5220D | **Prep Method:** SM 5220D |

| QC1326678 Analyte | Result | Source Sample Result | Spiked | Units | Recovery | Qual | Limits | DF |
|---|---|---|---|---|---|---|---|---|
| Chemical Oxygen Demand | 172.0 | 77.00 | 100.0 | mg/L | 95% | | 75-125 | 2 |

| | | |
|---|---|---|
| **Type:** Matrix Spike Duplicate | **Lab ID:** QC1326679 | **Batch:** 391311 |
| **Matrix (Source ID):** Water (549965-001) | **Method:** SM5220D | **Prep Method:** SM 5220D |

| QC1326679 Analyte | Result | Source Sample Result | Spiked | Units | Recovery | Qual | Limits | RPD | RPD Lim | DF |
|---|---|---|---|---|---|---|---|---|---|---|
| Chemical Oxygen Demand | 174.0 | 77.00 | 100.0 | mg/L | 97% | | 75-125 | 1 | 20 | 2 |

| | |
|---|---|
| # | CCV drift outside limits; average CCV drift within limits per method requirements |
| * | Value is outside QC limits |
| BOD5 | Estimated result, under-depleted, highest volume replicate reported |
| E | Response exceeds instrument's linear range |
| J | Estimated value |
| ND | Not Detected |
| NM | Not Meaningful |

**Laboratory Job Number 549965**

**Subcontracted Products**

**Pace Laboratories**

Date of Report: 01/07/2026

David Tripp

Enthalpy Laboratories-Orange
931 West Barkley Avenue
Orange, CA 92868

| | |
|---|---|
| Client Project: | EO-549965 |
| Pace Project: | Chiquita Canyon Landfill Stormwater |
| Pace Work Order: | 2522192 |
| Invoice ID: | B529538 |

Enclosed are the results of analyses for samples received by the laboratory on 12/31/2025. If you have any questions concerning this report, please feel free to contact me.

Revised Report: This report supersedes Report ID 1001646569
Reason: Corrected project name

Sincerely,

Contact Person: Ragen Williams
Client Service Rep

Steven Bennett
Operations Manager



*The results in this report apply to the samples analyzed in accordance with the chain of custody document. This analytical report must be reproduced in its entirety.*
All results listed in this report are for the exclusive use of the submitting party. Pace Analytical assumes no responsibility for report alteration, separation, detachment or third party interpretation.

# Table of Contents


**Sample Information**

Chain of Custody and Cooler Receipt form ..... 3

Laboratory / Client Sample Cross Reference ..... 5

**Sample Results**

**2522192-01 - EAST BASIN**

Organo-Phosphorus Pesticide Analysis (EPA Method 8141A) ..... 6

**Quality Control Reports**

**Organo-Phosphorus Pesticide Analysis (EPA Method 8141A)**

Method Blank Analysis ..... 7

Laboratory Control Sample ..... 8

**Notes**

Notes and Definitions ..... 9

ENTHALPY ANALYTICAL

931 West Barkley Ave
Orange, CA 92868
(714) 771-6900

2522192

2522192

RUSH!

Subcontract Laboratory:
Pace Laboratories
4100 Atlas Court
Bakersfield, CA 93308
ATTN: Ragen Schallock
PO #: Required, to be sent via email

Enthalpy Order: EO-549965
PM: David Tripp
Email: david.tripp@enthalpy.com
CC: incomingreports@enthalpy.com
Phone: 657-581-4710

Results Due: RUSH 5wd TAT
Report Level: II
Report To: MDL
EDDs: ELM_TransferOut (Standard Excel Transfer EDD, 3 tabs)

Notes:
Chiquita Canyon Landfill Stormwater. 5wd RUSH please.

| Sample ID | Collected | Lab ID | # Cont. | Matrix | Analysis Requested | Comment |
|---|---|---|---|---|---|---|
| EAST BASIN | 30-DEC-2025 11:45 | 549965-001 | 1 | Water | Organophosphorus Pesticides | |

| Notes: | Relinquished By: | Received By: |
|---|---|---|
| | [signature] | [signature] |
| | Date: 12-30-25 16:13 | Date: 12-31-25 1030 |
| | | |
| | Date: | Date: |
| | | |
| | Date: | Date: |

*The results in this report apply to the samples analyzed in accordance with the chain of custody document. This analytical report must be reproduced in its entirety.*
All results listed in this report are for the exclusive use of the submitting party. Pace Analytical assumes no responsibility for report alteration, separation, detachment or third party interpretation.

Pace Analytical®
ENVIRONMENTAL SCIENCES

**Chain of Custody and Cooler Receipt Form for 2522192 Page 2 of 2**

| PACE ANALYTICAL | COOLER RECEIPT FORM | Page 1 Of 1 |
|---|---|---|
| Submission #: 2522192 | | |

| SHIPPING INFORMATION | SHIPPING CONTAINER | FREE LIQUID |
|---|---|---|
| Fed Ex ☑ UPS ☐ GSO / GLS ☐ Hand Delivery ☐<br>Pace Lab Field Service ☐ Other ☐ (Specify)_____ | Ice Chest ☑ None ☐ Box ☐<br>Other ☐ (Specify)_____ | YES ☑ NO ☐<br>WI S |

Refrigerant: Ice ☑ Blue Ice ☐ None ☐ Other ☐ Comments:

Custody Seals Ice Chest ☐ Intact? Yes ☐ No ☐ Containers ☐ Intact? Yes ☐ No ☐ None ☑ Comments:

All samples received? Yes ☑ No ☐ All samples containers intact? Yes ☑ No ☐ Description(s) match COC? Yes ☑ No ☐

COC Received ☑YES ☐ NO

Emissivity: 0.97 Container: NA Thermometer ID: 366 Date/Time 12-31-25 1050

Temperature: (A) 3.5 °C / (C) 3.6 °C Analyst Init MCR

| SAMPLE CONTAINERS | SAMPLE NUMBERS 1 | 2 | 3 | 4 | 5 | 6 | 7 | 8 | 9 | 10 |
|---|---|---|---|---|---|---|---|---|---|---|
| QT PE UNPRES | | | | | | | | | | |
| 4oz / 8oz / 16oz PE UNPRES | | | | | | | | | | |
| 2oz $Cr^{+6}$ | | | | | | | | | | |
| QT INORGANIC CHEMICAL METALS | | | | | | | | | | |
| INORGANIC CHEMICAL METALS 4oz / 8oz / 16oz | | | | | | | | | | |
| PT CYANIDE | | | | | | | | | | |
| PT NITROGEN FORMS | | | | | | | | | | |
| PT TOTAL SULFIDE | | | | | | | | | | |
| 2oz. NITRATE / NITRITE | | | | | | | | | | |
| PT TOTAL ORGANIC CARBON | | | | | | | | | | |
| PT CHEMICAL OXYGEN DEMAND | | | | | | | | | | |
| PtA PHENOLICS | | | | | | | | | | |
| 40ml VOA VIAL TRAVEL BLANK | | | | | | | | | | |
| 40ml VOA VIAL | | | | | | | | | | |
| QT EPA 1664B | A | | | | | | | | | |
| PT ODOR | | | | | | | | | | |
| RADIOLOGICAL | | | | | | | | | | |
| BACTERIOLOGICAL | | | | | | | | | | |
| 40 ml VOA VIAL- 504 | | | | | | | | | | |
| QT EPA 508/608.3/8081A | | | | | | | | | | |
| QT EPA 515.1/8151A | | | | | | | | | | |
| QT EPA 525.2 | | | | | | | | | | |
| QT EPA 525.2 TRAVEL BLANK | | | | | | | | | | |
| 40ml EPA 547 | | | | | | | | | | |
| 40ml EPA 531.1 | | | | | | | | | | |
| 8oz EPA 548.1 | | | | | | | | | | |
| QT EPA 549.2 | | | | | | | | | | |
| QT EPA 8015M | | | | | | | | | | |
| QT EPA 8270C | | | | | | | | | | |
| 8oz / 16oz / 32oz AMBER | | | | | | | | | | |
| 8oz / 16oz / 32oz JAR | | | | | | | | | | |
| SOIL SLEEVE | | | | | | | | | | |
| PCB VIAL | | | | | | | | | | |
| PLASTIC BAG | | | | | | | | | | |
| TEDLAR BAG | | | | | | | | | | |
| FERROUS IRON | | | | | | | | | | |
| ENCORE | | | | | | | | | | |
| SMART KIT | | | | | | | | | | |
| SUMMA CANISTER | | | | | | | | | | |

CHK BY CL2

DISTRIBUTION SVOE SUB OUT ☐

Comments:

Sample Numbering Completed By: MCR Date/Time: 12-31-25 11:36

A = Actual / C = Corrected

Rev 23 05/20/22

[S:\WPDocs\WordPerfect\LAB_DOCS\FORMS\SAMREC.rv 20]

*The results in this report apply to the samples analyzed in accordance with the chain of custody document. This analytical report must be reproduced in its entirety.*
All results listed in this report are for the exclusive use of the submitting party. Pace Analytical assumes no responsibility for report alteration, separation, detachment or third party interpretation.

Pace Analytical
ENVIRONMENTAL SCIENCES

Enthalpy Laboratories-Orange
931 West Barkley Avenue
Orange, CA 92868

**Reported:** 01/07/2026 23:09
Project: Chiquita Canyon Landfill Stormwater
Project Number: EO-549965
Project Manager: David Tripp

# Laboratory / Client Sample Cross Reference

| Laboratory | Client Sample Information | | | |
|---|---|---|---|---|
| **2522192-01** | **COC Number:** | — | **Receive Date:** | 12/31/2025 10:50 |
| | **Project Number:** | — | **Sampling Date:** | 12/30/2025 11:45 |
| | **Sampling Location:** | — | **Sample Depth:** | — |
| | **Sampling Point:** | EAST BASIN | **Lab Matrix:** | Water |
| | **Sampled By:** | client | **Sample Type:** | Water |

*The results in this report apply to the samples analyzed in accordance with the chain of custody document. This analytical report must be reproduced in its entirety.*
All results listed in this report are for the exclusive use of the submitting party. Pace Analytical assumes no responsibility for report alteration, separation, detachment or third party interpretation.

Pace Analytical
ENVIRONMENTAL SCIENCES

Enthalpy Laboratories-Orange
931 West Barkley Avenue
Orange, CA 92868

**Reported:** 01/07/2026 23:09
Project: Chiquita Canyon Landfill Stormwater
Project Number: EO-549965
Project Manager: David Tripp

# Organo-Phosphorus Pesticide Analysis (EPA Method 8141A)

**Pace Sample ID:** 2522192-01 | **Client Sample Name:** EAST BASIN, 12/30/2025 11:45:00AM, client

| Constituent | Result | Units | PQL | MDL | Method | MB Bias | Lab Quals | DCN |
|---|---|---|---|---|---|---|---|---|
| Azinphos methyl | ND | ug/L | 0.50 | 0.12 | EPA-8141A | ND | | 1 |
| Bolstar | ND | ug/L | 0.20 | 0.050 | EPA-8141A | ND | | 1 |
| Chlorpyrifos | ND | ug/L | 0.20 | 0.050 | EPA-8141A | ND | | 1 |
| Coumaphos | ND | ug/L | 0.50 | 0.11 | EPA-8141A | ND | | 1 |
| Demeton O/S | ND | ug/L | 0.20 | 0.056 | EPA-8141A | ND | | 1 |
| Diazinon | ND | ug/L | 0.20 | 0.050 | EPA-8141A | ND | | 1 |
| Dichlorvos | ND | ug/L | 0.20 | 0.050 | EPA-8141A | ND | | 1 |
| Disulfoton | ND | ug/L | 0.20 | 0.050 | EPA-8141A | ND | | 1 |
| Ethoprop | ND | ug/L | 0.20 | 0.052 | EPA-8141A | ND | | 1 |
| Fensulfothion | ND | ug/L | 0.20 | 0.051 | EPA-8141A | ND | | 1 |
| Fenthion | ND | ug/L | 0.20 | 0.050 | EPA-8141A | ND | | 1 |
| Merphos | ND | ug/L | 0.20 | 0.050 | EPA-8141A | ND | | 1 |
| Methyl parathion | ND | ug/L | 0.20 | 0.050 | EPA-8141A | ND | | 1 |
| Mevinphos | ND | ug/L | 0.20 | 0.050 | EPA-8141A | ND | | 1 |
| Naled | ND | ug/L | 0.50 | 0.17 | EPA-8141A | ND | | 1 |
| Phorate | ND | ug/L | 0.20 | 0.066 | EPA-8141A | ND | | 1 |
| Ronnel (Fenchlorphos) | ND | ug/L | 0.20 | 0.050 | EPA-8141A | ND | | 1 |
| Stirophos (Tetrachlorvinphos) | ND | ug/L | 0.20 | 0.082 | EPA-8141A | ND | | 1 |
| Tokuthion (Prothiofos) | ND | ug/L | 0.20 | 0.050 | EPA-8141A | ND | | 1 |
| Trichloronate | ND | ug/L | 0.20 | 0.050 | EPA-8141A | ND | | 1 |
| Triphenylphosphate (Surrogate) | 109 | % | 50 - 130 (LCL - UCL) | | EPA-8141A | | | 1 |

| DCN | Method | Prep Date | Run Date/Time | Analyst | Instrument | Dilution | QC Batch ID | Prep Method |
|---|---|---|---|---|---|---|---|---|
| 1 | EPA-8141A | 01/05/26 17:40 | 01/06/26 20:54 | IJC | GC-18 | 1.002 | B225029 | EPA 3510C |

DCN = Data Continuation Number

*The results in this report apply to the samples analyzed in accordance with the chain of custody document. This analytical report must be reproduced in its entirety.*
All results listed in this report are for the exclusive use of the submitting party. Pace Analytical assumes no responsibility for report alteration, separation, detachment or third party interpretation.

Pace Analytical
ENVIRONMENTAL SCIENCES

Enthalpy Laboratories-Orange
931 West Barkley Avenue
Orange, CA 92868

**Reported:** 01/07/2026 23:09
Project: Chiquita Canyon Landfill Stormwater
Project Number: EO-549965
Project Manager: David Tripp

# Organo-Phosphorus Pesticide Analysis (EPA Method 8141A)

## Quality Control Report - Method Blank Analysis

| Constituent | QC Sample ID | MB Result | Units | PQL | MDL | Lab Quals | Run # |
|---|---|---|---|---|---|---|---|
| **QC Batch ID: B225029** | | | | | | | |
| Azinphos methyl | B225029-BLK1 | ND | ug/L | 0.50 | 0.12 | | 1 |
| Bolstar | B225029-BLK1 | ND | ug/L | 0.20 | 0.050 | | 1 |
| Chlorpyrifos | B225029-BLK1 | ND | ug/L | 0.20 | 0.050 | | 1 |
| Coumaphos | B225029-BLK1 | ND | ug/L | 0.50 | 0.11 | | 1 |
| Demeton O/S | B225029-BLK1 | ND | ug/L | 0.20 | 0.056 | | 1 |
| Diazinon | B225029-BLK1 | ND | ug/L | 0.20 | 0.050 | | 1 |
| Dichlorvos | B225029-BLK1 | ND | ug/L | 0.20 | 0.050 | | 1 |
| Disulfoton | B225029-BLK1 | ND | ug/L | 0.20 | 0.050 | | 1 |
| Ethoprop | B225029-BLK1 | ND | ug/L | 0.20 | 0.052 | | 1 |
| Fensulfothion | B225029-BLK1 | ND | ug/L | 0.20 | 0.051 | | 1 |
| Fenthion | B225029-BLK1 | ND | ug/L | 0.20 | 0.050 | | 1 |
| Merphos | B225029-BLK1 | ND | ug/L | 0.20 | 0.050 | | 1 |
| Methyl parathion | B225029-BLK1 | ND | ug/L | 0.20 | 0.050 | | 1 |
| Mevinphos | B225029-BLK1 | ND | ug/L | 0.20 | 0.050 | | 1 |
| Naled | B225029-BLK1 | ND | ug/L | 0.50 | 0.17 | | 1 |
| Phorate | B225029-BLK1 | ND | ug/L | 0.20 | 0.066 | | 1 |
| Ronnel (Fenchlorphos) | B225029-BLK1 | ND | ug/L | 0.20 | 0.050 | | 1 |
| Stirophos (Tetrachlorvinphos) | B225029-BLK1 | ND | ug/L | 0.20 | 0.082 | | 1 |
| Tokuthion (Prothiofos) | B225029-BLK1 | ND | ug/L | 0.20 | 0.050 | | 1 |
| Trichloronate | B225029-BLK1 | ND | ug/L | 0.20 | 0.050 | | 1 |
| **Triphenylphosphate (Surrogate)** | **B225029-BLK1** | **78.2** | % | **50 - 130 (LCL - UCL)** | | | 1 |

| Run # | QC Sample ID | QC Type | Method | Prep Date | Run Date Time | Analyst | Instrument | Dilution |
|---|---|---|---|---|---|---|---|---|
| 1 | B225029-BLK1 | PB | EPA-8141A | 01/05/26 | 01/06/26 17:26 | IJC | GC-18 | 1 |

*The results in this report apply to the samples analyzed in accordance with the chain of custody document. This analytical report must be reproduced in its entirety.*
All results listed in this report are for the exclusive use of the submitting party. Pace Analytical assumes no responsibility for report alteration, separation, detachment or third party interpretation.

Pace Analytical
ENVIRONMENTAL SCIENCES

Enthalpy Laboratories-Orange
931 West Barkley Avenue
Orange, CA 92868

**Reported:** 01/07/2026 23:09
Project: Chiquita Canyon Landfill Stormwater
Project Number: EO-549965
Project Manager: David Tripp

# Organo-Phosphorus Pesticide Analysis (EPA Method 8141A)

## Quality Control Report - Laboratory Control Sample

| Constituent | QC Sample ID | Type | Result | Spike Level | Units | Percent Recovery | RPD | Control Limits Percent Recovery | Control Limits RPD | Lab Quals | Run # |
|---|---|---|---|---|---|---|---|---|---|---|---|
| **QC Batch ID: B225029** | | | | | | | | | | | |
| Bolstar | B225029-BS1 | LCS | 1.6950 | 2.0000 | ug/L | 84.8 | | 50 - 130 | | | 1 |
| | B225029-BSD1 | LCSD | 1.7100 | 2.0000 | ug/L | 85.5 | 0.9 | 50 - 130 | 30 | | 2 |
| Chlorpyrifos | B225029-BS1 | LCS | 1.9700 | 2.0000 | ug/L | 98.5 | | 60 - 120 | | | 1 |
| | B225029-BSD1 | LCSD | 1.9650 | 2.0000 | ug/L | 98.2 | 0.3 | 60 - 120 | 30 | | 2 |
| Diazinon | B225029-BS1 | LCS | 1.8600 | 2.0000 | ug/L | 93.0 | | 60 - 130 | | | 1 |
| | B225029-BSD1 | LCSD | 1.8750 | 2.0000 | ug/L | 93.8 | 0.8 | 60 - 130 | 30 | | 2 |
| Methyl parathion | B225029-BS1 | LCS | 1.9700 | 2.0000 | ug/L | 98.5 | | 60 - 120 | | | 1 |
| | B225029-BSD1 | LCSD | 2.0050 | 2.0000 | ug/L | 100 | 1.8 | 60 - 120 | 30 | | 2 |
| Mevinphos | B225029-BS1 | LCS | 1.4550 | 2.0000 | ug/L | 72.8 | | 50 - 120 | | | 1 |
| | B225029-BSD1 | LCSD | 1.5100 | 2.0000 | ug/L | 75.5 | 3.7 | 50 - 120 | 30 | | 2 |
| Ronnel (Fenchlorphos) | B225029-BS1 | LCS | 1.9100 | 2.0000 | ug/L | 95.5 | | 50 - 120 | | | 1 |
| | B225029-BSD1 | LCSD | 2.0050 | 2.0000 | ug/L | 100 | 4.9 | 50 - 120 | 30 | | 2 |
| Stirophos (Tetrachlorvinphos) | B225029-BS1 | LCS | 1.9850 | 2.0000 | ug/L | 99.2 | | 50 - 120 | | | 1 |
| | B225029-BSD1 | LCSD | 1.8700 | 2.0000 | ug/L | 93.5 | 6.0 | 50 - 120 | 30 | | 2 |
| Triphenylphosphate (Surrogate) | B225029-BS1 | LCS | 2.4100 | 2.5000 | ug/L | 96.4 | | 50 - 130 | | | 1 |
| | B225029-BSD1 | LCSD | 2.4200 | 2.5000 | ug/L | 96.8 | 0.4 | 50 - 130 | | | 2 |

| Run # | QC Sample ID | QC Type | Method | Prep Date | Run Date Time | Analyst | Instrument | Dilution |
|---|---|---|---|---|---|---|---|---|
| 1 | B225029-BS1 | LCS | EPA-8141A | 01/05/26 | 01/06/26 17:56 | IJC | GC-18 | 1 |
| 2 | B225029-BSD1 | LCSD | EPA-8141A | 01/05/26 | 01/06/26 18:25 | IJC | GC-18 | 1 |

*The results in this report apply to the samples analyzed in accordance with the chain of custody document. This analytical report must be reproduced in its entirety.*
All results listed in this report are for the exclusive use of the submitting party. Pace Analytical assumes no responsibility for report alteration, separation, detachment or third party interpretation.

Pace Analytical
ENVIRONMENTAL SCIENCES

| | |
|---|---|
| Enthalpy Laboratories-Orange | **Reported:** 01/07/2026 23:09 |
| 931 West Barkley Avenue | Project: Chiquita Canyon Landfill Stormwater |
| Orange, CA 92868 | Project Number: EO-549965 |
| | Project Manager: David Tripp |

## Notes And Definitions

| | |
|---|---|
| MDL | Method Detection Limit |
| ND | Analyte Not Detected |
| PQL | Practical Quantitation Limit |

*The results in this report apply to the samples analyzed in accordance with the chain of custody document. This analytical report must be reproduced in its entirety.*
All results listed in this report are for the exclusive use of the submitting party. Pace Analytical assumes no responsibility for report alteration, separation, detachment or third party interpretation.

**Laboratory Job Number 549965**

**Subcontracted Products**

**McCampbell Analytical, Inc.**

# McCampbell Analytical, Inc.

*"When Quality Counts"*

# Analytical Report

**WorkOrder:** 2512K12

**Report Created for:** Enthalpy Analytical

931 West Barkley Avenue
Orange, CA 92868

**Project Contact:** David Tripp
**Project P.O.:** 079649
**Project:** EO-549965

**Project Location:**
**Project Received:** 12/31/2025

Analytical Report reviewed & approved for release on 01/07/2026 by:



Ana Venegas
Project Manager

***The report shall not be reproduced except in full, without the written approval of the laboratory. The analytical results relate only to the items tested. Results reported conform to the most current regulatory standards, where applicable, unless otherwise stated.***

1534 Willow Pass Rd. Pittsburg, CA 94565 ♦ TEL: (877) 252-9262 ♦ FAX: (925) 252-9269 ♦ www.mccampbell.com
CA ELAP 1644 ♦ ORELAP (NELAP) 4033 ♦ AIHA-LAP ID#232255 ♦ DoD-ELAP Cert # L22-757

McCampbell Analytical, Inc.
"When Quality Counts"
1534 Willow Pass Road, Pittsburg, CA 94565-1701
Toll Free Telephone: (877) 252-9262 / Fax: (925) 252-9269
http://www.mccampbell.com / E-mail: main@mccampbell.com

# Glossary of Terms & Qualifier Definitions

**Client:** Enthalpy Analytical **WorkOrder:** 2512K12
**Project:** EO-549965

## Glossary Abbreviation

| | |
|---|---|
| %D | Serial Dilution Percent Difference |
| 95% Interval | 95% Confident Interval |
| CCV | Continuing Calibration Verification. |
| CCV REC (%) | % recovery of Continuing Calibration Verification. |
| CPT | Consumer Product Testing not NELAP Accredited |
| DF | Dilution Factor |
| DI WET | (DISTLC) Waste Extraction Test using DI water |
| DISS | Dissolved (direct analysis of 0.45 µm filtered and acidified water sample) |
| DLT | Dilution Test (Serial Dilution) |
| DUP | Duplicate |
| EDL | Estimated Detection Limit |
| ERS | External reference sample. Second source calibration verification. |
| ITEF | International Toxicity Equivalence Factor |
| LCS | Laboratory Control Sample |
| LCS2 | Second LCS for the batch. Spike level is lower than that for the first LCS; applicable to method 1633. |
| LQL | Lowest Quantitation Level |
| MB | Method Blank |
| MB IS/SS % Rec | % Recovery of Internal Standard or Surrogate in Method Blank, if applicable |
| MB SS % Rec | % Recovery of Surrogate in Method Blank, if applicable |
| MDL | Method Detection Limit [1] |
| ML | Minimum Level of Quantitation |
| MS | Matrix Spike |
| MSD | Matrix Spike Duplicate |
| NA | Not Applicable |
| ND | Not detected at or above the indicated MDL or RL. |
| NR | Data Not Reported due to matrix interference or insufficient sample amount. |
| PDS | Post Digestion Spike |
| PF | Prep Factor |
| RD | Relative Difference |
| RL | Reporting Limit [2] |
| RPD | Relative Percent Difference |
| RRT | Relative Retention Time |
| RSD | Relative Standard Deviation |
| SNR | Surrogate is diluted out of the calibration range |

[1] MDL is the minimum measured concentration of a substance that can be reported with 99% confidence that the measured concentration is distinguishable from method blank results. Definition and Procedure for the Determination of the Method Detection Limit, Revision 2, 40CFR, Part 136, Appendix B, EPA 821-R-16-006, December 2016. Values are based upon our default extraction volume/amount and are subject to change.

[2] RL is the lowest level that can be reliably determined within specified limits of precision and accuracy during routine laboratory operating conditions. (The RL cannot be lower than the lowest calibration standard used in the initial calibration of the instrument and must be greater than the MDL.) Values are based upon our default extraction volume/amount and are subject to change.

McCampbell Analytical, Inc.
"When Quality Counts"

1534 Willow Pass Road, Pittsburg, CA 94565-1701
Toll Free Telephone: (877) 252-9262 / Fax: (925) 252-9269
http://www.mccampbell.com / E-mail: main@mccampbell.com

# Glossary of Terms & Qualifier Definitions

**Client:** Enthalpy Analytical **WorkOrder:** 2512K12

**Project:** EO-549965

| | |
|---|---|
| SPK Val | Spike Value |
| SPKRef Val | Spike Reference Value |
| SPLP | Synthetic Precipitation Leachate Procedure |
| ST | Sorbent Tube |
| TCLP | Toxicity Characteristic Leachate Procedure |
| TEQ | Toxicity Equivalents |
| TNTC | "Too Numerous to Count;" greater than 250 colonies observed on the plate. |
| TPH-Diesel | Sample results for semi-volatile TPH (diesel, kerosene, oil, etc) were calculated using a background subtraction procedure to correct for instrument baseline rise (column bleed) as described in Sec 7.7.2.2 of EPA 8015 B, C. |
| TZA | TimeZone Net Adjustment for sample collected outside of MAI's Coordinated Universal Time (UTC). (Adjustment for Daylight Saving is not accounted.) |
| WET (STLC) | Waste Extraction Test (Soluble Threshold Limit Concentration) |

## Analytical Qualifiers

| | |
|---|---|
| a3 | Sample diluted due to high organic content interfering with quantitative/or qualitative analysis. |

McCampbell Analytical, Inc.
"When Quality Counts"

1534 Willow Pass Road, Pittsburg, CA 94565-1701
Toll Free Telephone: (877) 252-9262 / Fax: (925) 252-9269
http://www.mccampbell.com / E-mail: main@mccampbell.com

# Analytical Report

| | | | |
|---|---|---|---|
| **Client:** | Enthalpy Analytical | **WorkOrder:** | 2512K12 |
| **Date Received:** | 12/31/2025 10:05 | **Extraction Method:** | E8151A |
| **Date Prepared:** | 01/05/2026 | **Analytical Method:** | E8151A |
| **Project:** | EO-549965 | **Unit:** | µg/L |

## Chlorinated Herbicides by GC-ECD

| Client ID | Lab ID | Matrix | Date Collected | Instrument FileID | Batch ID |
|---|---|---|---|---|---|
| EAST BASIN | 2512K12-001A | Water | 12/30/2025 11:45 | GC15A 01052625.D | 333054 |

| Analytes | Result | MDL | RL | DF | Date Analyzed |
|---|---|---|---|---|---|
| Acifluorfen | ND | 5.3 | 10 | 10 | 01/05/2026 23:21 |
| Bentazon | ND | 3.2 | 10 | 10 | 01/05/2026 23:21 |
| Chloramben | ND | 6.4 | 10 | 10 | 01/05/2026 23:21 |
| 2,4-D (Dichlorophenoxyacetic acid) | ND | 0.79 | 2.0 | 10 | 01/05/2026 23:21 |
| 2,4-DB | ND | 4.2 | 10 | 10 | 01/05/2026 23:21 |
| Dalapon | ND | 7.7 | 10 | 10 | 01/05/2026 23:21 |
| DCPA (mono & diacid) | ND | 5.0 | 10 | 10 | 01/05/2026 23:21 |
| Dicamba | ND | 0.74 | 2.0 | 10 | 01/05/2026 23:21 |
| 3,5-Dichlorobenzoic Acid | ND | 2.4 | 10 | 10 | 01/05/2026 23:21 |
| Dichloroprop | ND | 3.5 | 10 | 10 | 01/05/2026 23:21 |
| Dinoseb (DNBP) | ND | 3.0 | 10 | 10 | 01/05/2026 23:21 |
| MCPA | ND | 13 | 20 | 10 | 01/05/2026 23:21 |
| MCPP | ND | 12 | 20 | 10 | 01/05/2026 23:21 |
| 4-Nitrophenol | ND | 7.7 | 10 | 10 | 01/05/2026 23:21 |
| Pentachlorophenol (PCP) | ND | 0.55 | 2.0 | 10 | 01/05/2026 23:21 |
| Picloram | ND | 3.8 | 10 | 10 | 01/05/2026 23:21 |
| 2,4,5-T (Trichlorophenoxy acetic acid) | ND | 1.0 | 2.0 | 10 | 01/05/2026 23:21 |
| 2,4,5-TP (Silvex) | ND | 1.6 | 5.0 | 10 | 01/05/2026 23:21 |

| Surrogates | REC (%) | Limits | DF | |
|---|---|---|---|---|
| DCAA | 108 | 60-140 | 10 | 01/05/2026 23:21 |

Analyst(s): DP

Analytical Comments: a3

McCampbell Analytical, Inc.
"When Quality Counts"

1534 Willow Pass Road, Pittsburg, CA 94565-1701
Toll Free Telephone: (877) 252-9262 / Fax: (925) 252-9269
http://www.mccampbell.com / E-mail: main@mccampbell.com

# Analytical Report

| | | | |
|---|---|---|---|
| **Client:** | Enthalpy Analytical | **WorkOrder:** | 2512K12 |
| **Date Received:** | 12/31/2025 10:05 | **Extraction Method:** | RSK175 |
| **Date Prepared:** | 01/06/2026 | **Analytical Method:** | RSK175 |
| **Project:** | EO-549965 | **Unit:** | µg/L |

## Dissolved Carbon Dioxide by RSK 175

| Client ID | Lab ID | Matrix | Date Collected | Instrument FileID | Batch ID |
|---|---|---|---|---|---|
| EAST BASIN | 2512K12-001B | Water | 12/30/2025 11:45 | GC26 0106261104.D | 333187 |

| Analytes | Result | MDL | RL | DF | Date Analyzed |
|---|---|---|---|---|---|
| Carbon Dioxide | **4000** | 250 | 250 | 5 | 01/06/2026 14:17 |

Analyst(s): CLO

McCampbell Analytical, Inc.
"When Quality Counts"
1534 Willow Pass Road, Pittsburg, CA 94565-1701
Toll Free Telephone: (877) 252-9262 / Fax: (925) 252-9269
http://www.mccampbell.com / E-mail: main@mccampbell.com

# Quality Control Report

| | | | |
|---|---|---|---|
| **Client:** | Enthalpy Analytical | **WorkOrder:** | 2512K12 |
| **Date Prepared:** | 01/05/2026 | **BatchID:** | 333054 |
| **Date Analyzed:** | 01/05/2026 | **Extraction Method:** | E8151A |
| **Instrument:** | GC15A | **Analytical Method:** | E8151A |
| **Matrix:** | Water | **Unit:** | µg/L |
| **Project:** | EO-549965 | **Sample ID:** | MB/LCS/LCSD-333054 |

## QC Summary Report for E8151A

| Analyte | MB Result | MDL | RL | SPK Val | MB IS/SS %REC | MB IS/SS Limits |
|---|---|---|---|---|---|---|
| Acifluorfen | ND | 0.53 | 1.0 | - | - | - |
| Bentazon | ND | 0.32 | 1.0 | - | - | - |
| Chloramben | ND | 0.64 | 1.0 | - | - | - |
| 2,4-D (Dichlorophenoxyacetic acid) | ND | 0.079 | 0.20 | - | - | - |
| 2,4-DB | ND | 0.42 | 1.0 | - | - | - |
| Dalapon | ND | 0.77 | 1.0 | - | - | - |
| DCPA (mono & diacid) | ND | 0.50 | 1.0 | - | - | - |
| Dicamba | ND | 0.074 | 0.20 | - | - | - |
| 3,5-Dichlorobenzoic Acid | ND | 0.24 | 1.0 | - | - | - |
| Dichloroprop | ND | 0.35 | 1.0 | - | - | - |
| Dinoseb (DNBP) | ND | 0.30 | 1.0 | - | - | - |
| MCPA | ND | 1.3 | 2.0 | - | - | - |
| MCPP | ND | 1.2 | 2.0 | - | - | - |
| 4-Nitrophenol | ND | 0.77 | 1.0 | - | - | - |
| Pentachlorophenol (PCP) | ND | 0.055 | 0.20 | - | - | - |
| Picloram | ND | 0.38 | 1.0 | - | - | - |
| 2,4,5-T (Trichlorophenoxy acetic acid) | ND | 0.10 | 0.20 | - | - | - |
| 2,4,5-TP (Silvex) | ND | 0.16 | 0.50 | - | - | - |
| **Surrogate Recovery** | | | | | | |
| DCAA | 9.3 | | | 10 | 93 | 70-130 |

*(Cont.)*

McCampbell Analytical, Inc.
"When Quality Counts"
1534 Willow Pass Road, Pittsburg, CA 94565-1701
Toll Free Telephone: (877) 252-9262 / Fax: (925) 252-9269
http://www.mccampbell.com / E-mail: main@mccampbell.com

# Quality Control Report

| | | | |
|---|---|---|---|
| **Client:** | Enthalpy Analytical | **WorkOrder:** | 2512K12 |
| **Date Prepared:** | 01/05/2026 | **BatchID:** | 333054 |
| **Date Analyzed:** | 01/05/2026 | **Extraction Method:** | E8151A |
| **Instrument:** | GC15A | **Analytical Method:** | E8151A |
| **Matrix:** | Water | **Unit:** | µg/L |
| **Project:** | EO-549965 | **Sample ID:** | MB/LCS/LCSD-333054 |

## QC Summary Report for E8151A

| Analyte | LCS Result | LCSD Result | SPK Val | LCS %REC | LCSD %REC | LCS/LCSD Limits | RPD | RPD Limit |
|---|---|---|---|---|---|---|---|---|
| Acifluorfen | 8.8 | 8.8 | 10 | 88 | 88 | 70-130 | 0.465 | 30 |
| Bentazon | 12 | 12 | 10 | 118 | 122 | 70-130 | 3.11 | 30 |
| Chloramben | 10 | 10 | 10 | 101 | 103 | 70-130 | 1.84 | 30 |
| 2,4-D (Dichlorophenoxyacetic acid) | 11 | 11 | 10 | 108 | 111 | 70-130 | 2.64 | 30 |
| 2,4-DB | 11 | 11 | 10 | 114 | 114 | 70-130 | 0.562 | 30 |
| Dalapon | 10 | 11 | 10 | 104 | 111 | 70-130 | 6.49 | 30 |
| DCPA (mono & diacid) | 9.6 | 9.2 | 10 | 96 | 92 | 70-130 | 4.75 | 30 |
| Dicamba | 9.2 | 9.6 | 10 | 92 | 96 | 70-130 | 4.07 | 30 |
| 3,5-Dichlorobenzoic Acid | 9.2 | 9.7 | 10 | 92 | 97 | 70-130 | 5.27 | 30 |
| Dichloroprop | 11 | 12 | 10 | 112 | 116 | 70-130 | 2.72 | 30 |
| Dinoseb (DNBP) | 10 | 10 | 10 | 101 | 102 | 70-130 | 1.20 | 30 |
| MCPA | 95 | 99 | 100 | 95 | 99 | 70-130 | 4.20 | 30 |
| MCPP | 91 | 98 | 100 | 91 | 98 | 70-130 | 6.49 | 30 |
| 4-Nitrophenol | 9.3 | 9.7 | 10 | 93 | 97 | 70-130 | 3.98 | 30 |
| Pentachlorophenol (PCP) | 9.8 | 10 | 10 | 98 | 100 | 70-130 | 2.47 | 30 |
| Picloram | 9.4 | 9.3 | 10 | 94 | 93 | 70-130 | 1.97 | 30 |
| 2,4,5-T (Trichlorophenoxy acetic acid) | 9.9 | 10 | 10 | 99 | 100 | 70-130 | 1.43 | 30 |
| 2,4,5-TP (Silvex) | 9.9 | 10 | 10 | 99 | 102 | 70-130 | 2.98 | 30 |
| **Surrogate Recovery** | | | | | | | | |
| DCAA | 9.8 | 10 | 10 | 98 | 103 | 70-130 | 4.57 | 30 |

McCampbell Analytical, Inc.
"When Quality Counts"

1534 Willow Pass Road, Pittsburg, CA 94565-1701
Toll Free Telephone: (877) 252-9262 / Fax: (925) 252-9269
http://www.mccampbell.com / E-mail: main@mccampbell.com

# Quality Control Report

| | | | |
|---|---|---|---|
| **Client:** | Enthalpy Analytical | **WorkOrder:** | 2512K12 |
| **Date Prepared:** | 01/06/2026 | **BatchID:** | 333187 |
| **Date Analyzed:** | 01/06/2026 | **Extraction Method:** | RSK175 |
| **Instrument:** | GC26 | **Analytical Method:** | RSK175 |
| **Matrix:** | Water | **Unit:** | µg/L |
| **Project:** | EO-549965 | **Sample ID:** | MB/LCS/LCSD-333187 |

## QC Summary Report for RSK175

| Analyte | MB Result | MDL | RL | | | |
|---|---|---|---|---|---|---|
| Carbon Dioxide | ND | 50 | 50 | - | - | - |

| Analyte | LCS Result | LCSD Result | SPK Val | LCS %REC | LCSD %REC | LCS/LCSD Limits | RPD | RPD Limit |
|---|---|---|---|---|---|---|---|---|
| Carbon Dioxide | 140 | 150 | 187.2 | 75 | 81 | 70-130 | 7.42 | 30 |

McCampbell Analytical, Inc.
"When Quality Counts"

1534 Willow Pass Road, Pittsburg, CA 94565-1701
Toll Free Telephone: (877) 252-9262 / Fax: (925) 252-9269
http://www.mccampbell.com / E-mail: main@mccampbell.com

# Certified Analyte List

**Client:** Enthalpy Analytical **WorkOrder:** 2512K12

**Project:** EO-549965

| Analyte | Cert 1 | Cert 2 | Cert 3 | Cert 4 | Cert 5 | Analytical Method | Matrix |
|---|---|---|---|---|---|---|---|
| 2,4,5-T (Trichlorophenoxy acetic acid) | ◉ | ◉ | ○ | ○ | ○ | E8151A | Water |
| 2,4,5-TP (Silvex) | ◉ | ◉ | ○ | ○ | ○ | E8151A | Water |
| 2,4-D (Dichlorophenoxyacetic acid) | ◉ | ◉ | ○ | ○ | ○ | E8151A | Water |
| 2,4-DB | ◉ | ◉ | ○ | ○ | ○ | E8151A | Water |
| 3,5-Dichlorobenzoic Acid | ○ | ◉ | ○ | ○ | ○ | E8151A | Water |
| 4-Nitrophenol | ◉ | ◉ | ○ | ○ | ○ | E8151A | Water |
| Acifluorfen | ○ | ◉ | ○ | ○ | ○ | E8151A | Water |
| Bentazon | ○ | ◉ | ○ | ○ | ○ | E8151A | Water |
| Chloramben | ○ | ◉ | ○ | ○ | ○ | E8151A | Water |
| Dalapon | ◉ | ◉ | ○ | ○ | ○ | E8151A | Water |
| DCPA (mono & diacid) | ○ | ◉ | ○ | ○ | ○ | E8151A | Water |
| Dicamba | ◉ | ◉ | ○ | ○ | ○ | E8151A | Water |
| Dichloroprop | ◉ | ◉ | ○ | ○ | ○ | E8151A | Water |
| Dinoseb (DNBP) | ◉ | ◉ | ○ | ○ | ○ | E8151A | Water |
| MCPA | ◉ | ◉ | ○ | ○ | ○ | E8151A | Water |
| MCPP | ◉ | ◉ | ○ | ○ | ○ | E8151A | Water |
| Pentachlorophenol (PCP) | ◉ | ◉ | ○ | ○ | ○ | E8151A | Water |
| Picloram | ○ | ◉ | ○ | ○ | ○ | E8151A | Water |

**Certifications**

| | |
|---|---|
| Cert 1 | CA ELAP 1644 |
| Cert 2 | ORELAP (NELAP) 4033 |

The Certified Analyte Report lists the compounds for which MAI is accredited at the time of issuance. Although MAI holds multiple accreditations, methods with extensive compound lists may not be fully accredited due to state agency availability.

McCampbell Analytical, Inc.
1534 Willow Pass Rd
Pittsburg, CA 94565-1701
(925) 252-9262

# CHAIN-OF-CUSTODY RECORD



**WorkOrder: 2512K12** **ClientCode: ENO** **QuoteID: 252619**

☐ WaterTrax ☐ CLIP ☐ EDF ☑ EQuIS ☑ Dry-Weight ☑ Email ☐ HardCopy ☐ ThirdParty ☑ J-flag
☑ Detection Summary ☑ **Excel** [A1_Standard _QC]

**Report to:**
David Tripp
Enthalpy Analytical
931 West Barkley Avenue
Orange, CA 92868
714-771-9908 FAX:

Email: david.tripp@enthalpy.com
cc/3rd Party: incomingreports@enthalpy.com;
PO: 079649
Project: EO-549965

**Bill to:**
Accounts Payable/Enthalpy SoCal
Montrose Environmental Group
PO Box 842165
Boston, MA 02284-2165
003EL_ap@montrose-env.com

**Requested TAT:** **5 days;**

*Date Received:* **12/31/2025**
*Date Logged:* **12/31/2025**

| Lab ID | ClientSampID | Matrix | Collection Date | Hold | Requested Tests (See legend below) | | | | | | | | | | | |
|---|---|---|---|---|---|---|---|---|---|---|---|---|---|---|---|---|
| | | | | | 1 | 2 | 3 | 4 | 5 | 6 | 7 | 8 | 9 | 10 | 11 | 12 |
| 2512K12-001 | EAST BASIN | Water | 12/30/2025 11:45 | ☐ | A | A | B | | | | | | | | | |

**Test Legend:**

| | | | | | | | |
|---|---|---|---|---|---|---|---|
| 1 | 8151_W | 2 | PRDisposal Fee | 3 | RSK175_CO2_W | 4 | |
| 5 | | 6 | | 7 | | 8 | |
| 9 | | 10 | | 11 | | 12 | |

**Prepared by: Agustina Venegas**

**Comments:**

NOTE: Soil samples are discarded 60 days after receipt unless other arrangements are made (Water samples are 30 days).
Hazardous samples will be returned to client or disposed of at client expense.

McCampbell Analytical, Inc.
"When Quality Counts"

1534 Willow Pass Road, Pittsburg, CA 94565-1701
Toll Free Telephone: (877) 252-9262 / Fax: (925) 252-9269
http://www.mccampbell.com / E-mail: main@mccampbell.com

# WORK ORDER SUMMARY

**Client Name:** ENTHALPY ANALYTICAL
**Client Contact:** David Tripp
**Contact's Email:** david.tripp@enthalpy.com

**Project:** EO-549965
**Comments:**

**Work Order:** 2512K12
**QC Level:** LEVEL 2
**Date Logged:** 12/31/2025

☐ WaterTrax ☐ CLIP ☐ EDF ☑ Excel ☐ EQuIS ☑ Email ☐ HardCopy ☐ ThirdParty ☑ J-flag

| LabID | ClientSampID | Matrix | Test Name | Cont./ Comp. | Bottle & Preservative | U** | Head Space | Dry-Weight | Collection Date & Time | TAT | Test Due Date | Sediment Content | Hold | Sub Out |
|---|---|---|---|---|---|---|---|---|---|---|---|---|---|---|
| 001A | EAST BASIN | Water | E8151A (Chlorinated Herbicides) | 1 | 1LA Narrow Mouth, Unpres | ☐ | ☐ | ☐ | 12/30/2025 11:45 | 5 days | 1/8/2026 | Present | ☐ | ☐ |
| 001B | EAST BASIN | Water | RSK175 (CO2) | 2 | VOA, Unpres | ☐ | ☐ | ☐ | 12/30/2025 11:45 | 5 days | 1/8/2026 | Present | ☐ | ☐ |

**NOTES:** *** STLC and TCLP extractions require 2 days to complete; therefore, all TATs begin after the extraction is completed (i.e., One-day TAT yields results in 3 days from sample submission).**

**- ISM prep requires 5 to 10 days to complete; therefore, all TATs begin after the extraction is completed (i.e., One-day TAT yields results in 6 to 11 days from sample submission). Due date listed on WO summary will not accurately reflect the time needed for sample preparation.**

**- Organic extracts are held for 40 days before disposal; Inorganic extract are held for 30 days.**

**- MAI assumes that all material present in the provided sampling container is considered part of the sample - MAI does not exclude any material from the sample prior to sample preparation unless requested in writing by the client.**

**U** = An unpreserved container was received for a method that suggests a preservation in order to extend hold time for analysis.**

**Cont./Comp. = Containers /Composites**

ENTHALPY ANALYTICAL

931 West Barkley Ave
Orange, CA 92868
(714) 771-6900

2512K12

Subcontract Laboratory:
McCampbell Analytical, Inc.
1534 Willow Pass Rd.
Pittsburg, CA 94565
ATTN: Quote ID: 252619
PO #: PO-079649

Enthalpy Order: EO-549965
PM: David Tripp
Email: david.tripp@enthalpy.com
CC: incomingreports@enthalpy.com
Phone: 657-581-4710

Results Due: RUSH 5wd TAT
Report Level: II
Report To: MDL
EDDs: Standard Excel EDD

Notes:

Chiquita Canyon Landfill Stormwater. 5wd RUSH please.

| Sample ID | Collected | Lab ID | # Cont. | Matrix | Analysis Requested | Comment |
|---|---|---|---|---|---|---|
| EAST BASIN | 30-DEC-2025 11:45 | 549965-001 | 1 | Water | EPA 8151A Chlorinated Herbicides | |
| | | | 2 | Water | RSK-175 CO2 | |

| Notes: | Relinquished By: | Received By: |
|---|---|---|
| | [signature] | [signature] |
| | Date: 12-30-25 16:41 | Date: 12/31/25 1005A |
| | | |
| | Date: | Date: |
| | | |
| | Date: | Date: |

0.7C NET
1P39

GSO:563914119

McCampbell Analytical, Inc.
"When Quality Counts"

1534 Willow Pass Road, Pittsburg, CA 94565-1701
Toll Free Telephone: (877) 252-9262 / Fax: (925) 252-9269
http://www.mccampbell.com / E-mail: main@mccampbell.com

# Sample Receipt Checklist

| | | | |
|---|---|---|---|
| Client Name: | Enthalpy Analytical | Date and Time Received: | 12/31/2025 10:05 |
| Project: | EO-549965 | Date Logged: | 12/31/2025 |
| | | Received by: | Agustina Venegas |
| WorkOrder №: | 2512K12 Matrix: Water | Logged by: | Agustina Venegas |
| Carrier: | Golden State Overnight | | |

## Chain of Custody (COC) Information

| | | | | | | |
|---|---|---|---|---|---|---|
| Chain of custody present? | Yes | ☑ | No | ☐ | | |
| Chain of custody signed when relinquished and received? | Yes | ☑ | No | ☐ | | |
| Chain of custody agrees with sample labels? | Yes | ☑ | No | ☐ | | |
| Sample IDs noted by Client on COC? | Yes | ☑ | No | ☐ | | |
| Date and Time of collection noted by Client on COC? | Yes | ☑ | No | ☐ | | |
| Sampler's name noted on COC? | Yes | ☐ | No | ☑ | | |
| COC agrees with Quote? | Yes | ☑ | No | ☐ | NA | ☐ |
| COC quote NOT expired? | Yes | ☑ | No | ☐ | NA | ☐ |

## Sample Receipt Information

| | | | | | | |
|---|---|---|---|---|---|---|
| Custody seals intact on shipping container/cooler? | Yes | ☐ | No | ☐ | NA | ☑ |
| Custody seals intact on sample bottles? | Yes | ☐ | No | ☐ | NA | ☑ |
| Shipping container/cooler in good condition? | Yes | ☑ | No | ☐ | | |
| Samples in proper containers/bottles? | Yes | ☑ | No | ☐ | | |
| Sample containers intact? | Yes | ☑ | No | ☐ | | |
| Sufficient sample volume for indicated test? | Yes | ☑ | No | ☐ | | |

## Sample Preservation and Hold Time (HT) Information

| | | | | | | |
|---|---|---|---|---|---|---|
| All samples received within holding time? | Yes | ☑ | No | ☐ | NA | ☐ |
| Samples Received on Ice? | Yes | ☑ | No | ☐ | | |
| (Ice Type: WET ICE ) | | | | | | |
| Sample/Temp Blank temperature | Temp: 0.7°C | | | | NA | ☐ |
| ZHS conditional analyses: VOA meets zero headspace requirement (VOCs, TPHg/BTEX, RSK)? | Yes | ☑ | No | ☐ | NA | ☐ |
| Sample labels checked for correct preservation? | Yes | ☑ | No | ☐ | | |
| pH acceptable upon receipt (Metal: <2)? | Yes | ☐ | No | ☐ | NA | ☑ |

UCMR Samples:

| | | | | | | |
|---|---|---|---|---|---|---|
| pH tested and acceptable upon receipt (200.7: ≤2; 533: 6 - 8; 537.1: 6 - 8)? | Yes | ☐ | No | ☐ | NA | ☑ |
| Free Chlorine tested and acceptable upon receipt (<0.1mg/L) [not applicable to 200.7]? | Yes | ☐ | No | ☐ | NA | ☑ |

Comments:

**Laboratory Job Number 549965**

**Subcontracted Products**

**Enthalpy - El Dorado Hills**

January 08, 2026

**Enthalpy Analytical - El Dorado Hills**
**Work Order No. 2512252**

Mr. David Tripp
Enthalpy Analytical
931 W. Barkley Avenue
Orange, CA 92868

Dear Mr. Tripp,

Enclosed are the results for the sample set received at Enthalpy Analytical - EDH on December 31, 2025 under your Project Name 'EO-549965'.

Enthalpy Analytical - EDH is committed to serving you effectively. If you require additional information, please contact me at 916-673-1520 or by email at mark.rein@enthalpy.com.

Thank you for choosing Enthalpy Analytical - EDH as part of your analytical support team.

Sincerely,



Mark Rein
Project Manager

*Enthalpy Analytical -EDH certifies that the report herein meets all the requirements set forth by NELAP for those applicable test methods. Results relate only to the samples as received by the laboratory. This report should not be reproduced except in full without the written approval of Enthalpy Analytical -EDH .*

**Enthalpy Analytical - EDH Work Order No. 2512252**
**Case Narrative**

**Sample Condition on Receipt:**

One water sample was received and stored securely in accordance with Enthalpy Analytical - EDH standard operating procedures and EPA methodology. The sample was received in good condition and within the method temperature requirements.

**Analytical Notes:**

**EPA Method 8290A**

The sample was extracted and analyzed for 2,3,7,8-TCDD by EPA Method 8290A using a ZB-DIOXIN GC column.

Holding Times

The method holding time criteria was met for this sample.

Quality Control

The Initial Calibration and Continuing Calibration Verifications met the method acceptance criteria.

A Method Blank and Ongoing Precision and Recovery (OPR) sample were extracted and analyzed with the preparation batch. No analytes were detected above the sample quantitation limits in the Method Blank. The OPR recoveries were within the method acceptance criteria.

Labeled standard recoveries for all QC and field samples were within method acceptance criteria.

Table of Contents


Case Narrative..... 1

Table of Contents..... 3

Sample Inventory..... 4

Analytical Results..... 5

Qualifiers..... 9

Certifications..... 10

Sample Receipt..... 11

# Sample Inventory Report

| Sample ID | Client Sample ID | Sampled | Received | Components/Containers |
|---|---|---|---|---|
| 2512252-01 | EAST BASIN | 30-Dec-25 11:45 | 31-Dec-25 11:03 | Amber Glass NM Bottle, 1L |

## ANALYTICAL RESULTS

## Sample ID: Method Blank

**EPA Method 8290A**

**Client Data**

Name: Enthalpy Analytical
Project: EO-549965
Matrix: Aqueous

**Laboratory Data**

Lab Sample: B26A008-BLK1
QC Batch: B26A008
Sample Size: 1.00 L
Date Extracted: 05-Jan-26
Column: ZB-DIOXIN

| Analyte | Conc. (pg/L) | MDL | RL | Qualifiers | Analyzed | Dilution |
|---|---|---|---|---|---|---|
| 2,3,7,8-TCDD | ND | 1.78 | 5.00 | | 06-Jan-26 11:10 | 1 |

| Labeled Standards | Type | % Recovery | Limits | Qualifiers | Analyzed | Dilution |
|---|---|---|---|---|---|---|
| 13C-2,3,7,8-TCDD | IS | 92.5 | 40 - 135 | | 06-Jan-26 11:10 | 1 |
| 37Cl-2,3,7,8-TCDD | CRS | 94.5 | 40 - 135 | | 06-Jan-26 11:10 | 1 |

MDL - Method Detection Limit
RL - Reporting limit

Results reported to MDL.

**Sample ID: OPR** **EPA Method 8290A**

**Client Data**

Name: Enthalpy Analytical
Project: EO-549965
Matrix: Aqueous

**Laboratory Data**

Lab Sample: B26A008-BS1
QC Batch: B26A008 Date Extracted: 05-Jan-26 08:02
Sample Size: 1.00 L Column: ZB-DIOXIN

| Analyte | Amt Found (pg/L) | Spike Amt | % Recovery | Limits | Qualifiers | Analyzed | Dilution |
|---|---|---|---|---|---|---|---|
| 2,3,7,8-TCDD | 169 | 200 | 84.3 | 70-130 | | 06-Jan-26 08:57 | 1 |
| **Labeled Standards** | **Type** | | **% Recovery** | **Limits** | **Qualifiers** | **Analyzed** | **Dilution** |
| 13C-2,3,7,8-TCDD | IS | | 95.3 | 40-135 | | 06-Jan-26 08:57 | 1 |
| 37Cl-2,3,7,8-TCDD | CRS | | 92.7 | 40-135 | | 06-Jan-26 08:57 | 1 |

## Sample ID: EAST BASIN

**EPA Method 8290A**

**Client Data**

| | |
|---|---|
| Name: | Enthalpy Analytical |
| Project: | EO-549965 |
| Matrix: | Water |
| Date Collected: | 30-Dec-25 11:45 |

**Laboratory Data**

| | | | |
|---|---|---|---|
| Lab Sample: | 2512252-01 | Date Received: | 31-Dec-25 11:03 |
| QC Batch: | B26A008 | Date Extracted: | 05-Jan-26 |
| Sample Size: | 0.974 L | Column: | ZB-DIOXIN |

| Analyte | Conc. (pg/L) | MDL | RL | Qualifiers | Analyzed | Dilution |
|---|---|---|---|---|---|---|
| 2,3,7,8-TCDD | ND | 1.83 | 5.13 | | 06-Jan-26 12:40 | 1 |

| Labeled Standards | Type | % Recovery | Limits | Qualifiers | Analyzed | Dilution |
|---|---|---|---|---|---|---|
| 13C-2,3,7,8-TCDD | IS | 90.8 | 40 - 135 | | 06-Jan-26 12:40 | 1 |
| 37Cl-2,3,7,8-TCDD | CRS | 96.6 | 40 - 135 | | 06-Jan-26 12:40 | 1 |

MDL - Method Detection Limit
RL - Reporting limit

Results reported to MDL.

# DATA QUALIFIERS & ABBREVIATIONS

| | |
|---|---|
| B | Compound was also detected in the method blank |
| Conc. | Concentration |
| CRS | Cleanup Recovery Standard |
| D | Dilution |
| DL | Detection Limit |
| E | Concentration exceeded the calibration range |
| EDL | Estimated Detection Limit |
| EMPC | Estimated Maximum Possible Concentration |
| H | Recovery and/or RPD was outside laboratory acceptance limits |
| I | Chemical Interference |
| IS | Internal Standard |
| J | Estimated Concentration below the Reporting Limit/LOQ |
| LOD | Limit of Detection |
| LOQ | Limit of Quantitation |
| MDL | Method Detection Limit |
| NA | Not Applicable |
| ND | Not Detected |
| OPR | Ongoing Precision and Recovery sample |
| P | Concentration may include contribution from chlorinated diphenyl ether(s). |
| Q | Ion transition ratio is outside of the acceptance criteria. |
| RL | Reporting Limit (MRL) |
| TEQ | Toxic Equivalency, sum of the toxic equivalency factors (TEF) multiplied by the sample concentrations. |
| TEQMax | TEQ calculated using the detection limit as the concentration for non-detects |
| TEQMin | TEQ calculated using zero as the concentration for non-detects |
| TEQRisk | TEQ calculated using ½ the detection limit as the concentration for non-detects |
| U | Not Detected (specific projects only) |
| * | See Cover Letter |

Unless otherwise noted, solid sample results are reported in dry weight. Tissue samples are reported in wet weight.

**Enthalpy Analytical - EDH Certifications**

| Accrediting Authority | Certificate Number |
|---|---|
| Alaska Department of Environmental Conservation | 17-013 |
| Arkansas Department of Environmental Quality | 21-023-0 |
| California Department of Health – ELAP | 2892 |
| DoD ELAP - A2LA Accredited - ISO/IEC 17025 | 3091.01 |
| Florida Department of Health | E87777 |
| Hawaii Department of Health | N/A |
| Louisiana Department of Environmental Quality | 01977 |
| Maine Department of Health | 2020018 |
| Michigan Department of Environmental Quality | 9932 |
| Minnesota Department of Health | 2211390 |
| Nevada Division of Environmental Protection | CA00413 |
| New Hampshire Environmental Accreditation Program | 207721 |
| New Jersey Department of Environmental Protection | CA003 |
| New York Department of Health | 11411 |
| Ohio Environmental Protection Agency | 87778 |
| Oregon Laboratory Accreditation Program | 4042-021 |
| Texas Commission on Environmental Quality | T104704189-22-13 |
| Vermont Department of Health | VT-4042 |
| Virginia Department of General Services | 11276 |
| Washington Department of Ecology | C584 |
| Wisconsin Department of Natural Resources | 998036160 |

*Current certificates and lists of licensed parameters can be found at Enthalpy.com/Resources/Accreditations.*

ENTHALPY ANALYTICAL

931 West Barkley Ave
Orange, CA 92868
(714) 771-6900

Subcontract Laboratory:
Enthalpy - El Dorado Hills
1104 Windfield Way
El Dorado Hills, CA 95762
ATTN: Mark Rein
PO #: Required, to be sent via email

Enthalpy Order: EO-549965
PM: David Tripp
Email: david.tripp@enthalpy.com
CC: incomingreports@enthalpy.com
Phone: 657-581-4710

Results Due: RUSH 5wd TAT
Report Level: II
Report To: MDL
EDDs: BLDR:Enthalpy (the normal EDD you send to Orange)

2512252

3.8°C

Notes:
5wd RUSH please - per prior agreement. Stormwater Special - leachate spill, but expected to be \\\\"clean\\\\" except for some particulates (normal for this site).

| Sample ID | Collected | Lab ID | # Cont. | Matrix | Analysis Requested | Comment |
|---|---|---|---|---|---|---|
| EAST BASIN | 30-DEC-2025 11:45 | 549965-001 | 1 | Water | EPA 8290 - 2,3,7,8-TCDD Only | |

| Notes: | Relinquished By: | Received By: |
|---|---|---|
| | [signature] | Kelia Wadsworth Kelia Wadsworth |
| | Date: 12·30·25 16:41 | Date: 12/31/25 1103 |
| | | |
| | Date: | Date: |
| | | |
| | Date: | Date: |

# CoC/Label Reconciliation Report WO# 2512252

| LabNumber | CoC Sample ID | | SampleAlias | Sample Date/Time | | Container | BaseMatrix | Sample Comments |
|---|---|---|---|---|---|---|---|---|
| 2512252-01 | A EAST BASIN | ☑ A | 549965-001 | 30-Dec-25 11:45 | ☑ | Amber Glass NM Bottle, 1L | Aqueous | |

Checkmarks indicate that information on the COC reconciled with the sample label.
Any discrepancies are noted in the following columns.

| CONDITION | Yes | No | NA |
|---|---|---|---|
| Sample Container Intact? | ✓ | | |
| Sample Container(s) Custody Seals Intact? | | | ✓ |
| Custody Seals On Cooler Intact? | | | ✓ |
| Adequate Sample Volume? | ✓ | | |
| Container Type Appropriate for Analysis(es)? | ✓ | | |

Comments:

A) No back up volume

Preservation Documented: Na2S2O3 Trizma NH4CH3CO2 (None) Other

Verifed by/Date: KYA 12/31/25
WWS 12/31/25

Enthalpy Analytical
931 West Barkley Ave
Orange, CA 92868
(714) 771-6900

enthalpy.com

Lab Job Number : 550065
Report Level : II
Report Date : 01/20/2026

**Analytical Report** *prepared for:*

Dylan Smith
Waste Connections
Chiquita Canyon Landfill
29201 Henry Mayo Drive
Castaic, CA 91384

Project: CCLF STORMWATER - Chiquita Canyon Stormwater

*Authorized for release by:*

David Tripp, Project Manager
657-581-4710
david.tripp@enthalpy.com

This data package has been reviewed for technical correctness and completeness. Release of this data has been authorized by the Laboratory Manager or the Manager's designee, as verified by the above signature which applies to this PDF file as well as any associated electronic data deliverable files. The results contained in this report meet all requirements of NELAP and pertain only to those samples which were submitted for analysis. This report may be reproduced only in its entirety.

CA ELAP# 1338, CA ELAP #1338-S1, NELAP# 4038, SCAQMD LAP# 18LA0518, LACSD ID# 10105, ORELAP# 4197

ENTHALPY ANALYTICAL

# Sample Summary

| | | |
|---|---|---|
| Dylan Smith<br>Waste Connections<br>Chiquita Canyon Landfill<br>29201 Henry Mayo Drive<br>Castaic, CA 91384 | Lab Job #:<br>Project No:<br>Location:<br>Date Received: | 550065<br>CCLF STORMWATER<br>Chiquita Canyon Stormwater<br>12/31/25 |

| Sample ID | Lab ID | Collected | Matrix |
|---|---|---|---|
| SOUTH BASIN - WESTERN INLET | 550065-001 | 12/31/25 13:50 | Water |
| SOUTH BASIN - EASTERN INLET | 550065-002 | 12/31/25 14:25 | Water |

# Case Narrative

| | |
|---|---|
| Waste Connections<br>Chiquita Canyon Landfill<br>29201 Henry Mayo Drive<br>Castaic, CA 91384<br>Dylan Smith | Lab Job Number: 550065<br>Project No: CCLF STORMWATER<br>Location: Chiquita Canyon Stormwater<br>Date Received: 12/31/25 |

This data package contains sample and QC results for two water samples, requested for the above referenced project on 12/31/25. The samples were received in good condition.

**Volatile Organics by GC/MS (EPA 8260B):**

- Toluene was detected between the MDL and the RL in the method blank for batch 391466; this analyte was not detected in samples at or above the RL.
- SOUTH BASIN - WESTERN INLET (lab # 550065-001) and SOUTH BASIN - EASTERN INLET (lab # 550065-002) had pH greater than 2.
- No other analytical problems were encountered.

**Semivolatile Organics by GC/MS (EPA 8270C):**
No analytical problems were encountered.

**Semivolatile Organics by GC/MS (EPA 625.1):**

- Low surrogate recoveries were observed for phenol-d6 in SOUTH BASIN - WESTERN INLET (lab # 550065-001) and the method blank for batch 391447.
- No other analytical problems were encountered.

**Semivolatile Organics by GC/MS SIM (EPA 8270C-SIM):**
No analytical problems were encountered.

**Pesticides (EPA 8081A):**
No analytical problems were encountered.

**Total Organic Carbon by IR (SM 5310B):**
No analytical problems were encountered.

**PCBs (EPA 8082):**
No analytical problems were encountered.

**Metals (EPA 200.7, EPA 200.8, and EPA 245.1):**

- Low recoveries were observed for tin in the MS/MSD for batch 391518; the parent sample was not a project sample, and the associated RPD was within limits. High recoveries were observed for manganese and zinc; the associated RPDs were within limits.
- High recoveries were observed for boron, manganese, and zinc in the MSD for batch 391518; the parent sample was not a project sample. High RPD was observed for many analytes in the MS/MSD for batch 391518.
- No other analytical problems were encountered.

**Ion Chromatography (EPA 300.0):**

- Low recoveries were observed for fluoride in the MS/MSD for batch 391413; the parent sample was not a project sample, the LCS was within limits, and the associated RPD was within limits.
- No other analytical problems were encountered.

**Conductivity (SM2510B):**
No analytical problems were encountered.

**Total Oil & Grease (HEM) (EPA 1664A):**

- Matrix spikes were not performed for this analysis due to insufficient sample volume.
- No analytical problems were encountered.

**Total Phenolics (EPA 420.1):**
No analytical problems were encountered.

**Alkalinity (SM2320B):**
No analytical problems were encountered.

**Sulfide (SM 4500-S2-D):**
No analytical problems were encountered.

**Total Dissolved Solids (TDS) (SM2540C):**

- High RPD was observed for total dissolved solids in the SDUP for batch 391571; the parent sample was not a project sample.
- No other analytical problems were encountered.

**Total Suspended Solids (TSS) (SM2540D):**

- High RPD was observed for total suspended solids in the SDUP for batch 391513; the parent sample was not a project sample.
- No other analytical problems were encountered.

**Chemical Oxygen Demand (SM5220D):**
No analytical problems were encountered.

**Biochemical Oxygen Demand (SM5210B):**
No analytical problems were encountered.

**Turbidity (SM2130B):**
No analytical problems were encountered.

**Cyanide - Semi-Automated Method (SM 4500-CN-E and SM 4500-CN-E):**
No analytical problems were encountered.

**Coliform - 9221 Tests (SM 9221B and SM 9221F):**
No analytical problems were encountered.

**Ammonia and TKN- Semi-Automated Method (SM 4500-NH3-G):**
No analytical problems were encountered.

**Organophosphorus Pesticides (EPA 8141A):**
Pace Laboratories in Bakersfield, CA performed the analysis (see sublab report section for certifications). Please see the Pace Laboratories case narrative.

**8151A Chlorinated Herbicides (EPA 8151A):**
McCampbell Analytical, Inc. in Pittsburg, CA performed the analysis (NELAP certified). Please see the McCampbell Analytical, Inc. case narrative.

**RSK-175 CO2 (RSK-175):**
McCampbell Analytical, Inc. in Pittsburg, CA performed the analysis (see sublab report section for certifications). Please see the McCampbell Analytical, Inc. case narrative.

**Dioxins & Furans (EPA 8290):**
Enthalpy - El Dorado Hills in El Dorado Hills, CA performed the analysis (see sublab report section for certifications). Please see the Enthalpy - El Dorado Hills case narrative.

# ENTHALPY ANALYTICAL

## Chain of Custody Record

Lab No: 550065

Page: 1 of 3

**Turn Around Time (rush by advanced notice only)**

| Standard: | X | 5 Day: | | 3 Day: | |
|---|---|---|---|---|---|
| 2 Day: | | 1 Day: | | Custom TAT: | |


**Enthalpy Analytical - Orange**

931 W. Barkley Avenue, Orange, CA 92868

Phone 714-771-6900


**Matrix:** A = Air S = Soil/Solid W = Water DW = Drinking Wate SD = Sediment PP = Pure Product SEA = Sea Water SW = Swab T = Tissue WP = Wipe O = Other

**Preservatives:** 1 = $Na_2S_2O_3$ 2 = HCl 3 = $HNO_3$ 4 = $H_2SO_4$ 5 = NaOH 6 = Other

**Sample Receipt Temp:** 5.0 IRS 2.5 2.1 4.6 (lab use only)

| CUSTOMER INFORMATION | | PROJECT INFORMATION | |
|---|---|---|---|
| Company: | Chiquita Canyon, LLC | Name: | SW - Inlets |
| Report To: | Kate Logan | Number: | |
| Email: | kate.logan@wasteconnections.com | P.O. #: | |
| Address: | 29201 Henry Mayo Drive | Address: | 29201 Henry Mayo Drive |
| | Castaic, CA 91384 | | Castaic, CA 91384 |
| Phone: | 682-559-3880 | Global ID: | |
| Fax: | | Sampled By: | MT, CH |

| | Sample ID | Sampling Date | Sampling Time | Matrix | Container No. / Size | Pres. | 200.7/200.8 Metals (see comments) | 245.1 Mercury | 4500-CN-E Cyanide | 8081 Pesticides / 8082 PCBs | 8141 Organophosphorous Pesticides | 8151 Herbicides | 8260 VOCs | 8260 Acrolein/Acrylonitrile | 8270C | 8290 2,3,7,8-TCDD | Test Instructions / Comments |
|---|---|---|---|---|---|---|---|---|---|---|---|---|---|---|---|---|---|
| 1 | South Basin - Western Inlet | 12/31/25 | 1350 | W | 31 | 1,2,4,6 | X | X | X | X | X | X | X | X | X | X | Temp: 15.5°C, pH 8.20 |
| 2 | South Basin - Eastern Inlet | 12/31/25 | 1425 | W | 31 | 1,2,4,6 | X | X | X | X | X | X | X | X | X | X | Temp: 14.1°C, pH 8.28 |
| 3 | | | | | | | | | | | | | | | | | |
| 4 | | | | | | | | | | | | | | | | | |
| 5 | | | | | | | | | | | | | | | | | |
| 6 | | | | | | | | | | | | | | | | | |
| 7 | | | | | | | | | | | | | | | | | |
| 8 | | | | | | | | | | | | | | | | | |
| 9 | | | | | | | | | | | | | | | | | |
| 10 | | | | | | | | | | | | | | | | | |

**Test Instructions / Comments**

**200.8 - Ag, As, B, Ba, Be, Cd, Co, Cr, Cu, Ni, Mn, Pb, Sb, Se, Sn, Tl, V, Zn**
**200.7 - Fe, Ca, K, Mg, Na**

**Additional email recipients:**
**matt.breuer@wasteconnections.com**
**stormwater@wasteconnections.com**
**tmb@swteng.com**
**aav@swteng.com**

**Direct invoices to:**
**Maribel Bolanos**
**(661) 257-3665**

Login 550065

| | Signature | Print Name | Company / Title | Date / Time |
|---|---|---|---|---|
| 1 Relinquished By: | | Caleb Hercyk | TEH | 12/31/25 1728 |
| 1 Received By: | Adam | Adam Dickmeyer | EA | 12/31/25 1720 |
| 2 Relinquished By: | | | | |
| 2 Received By: | | | | |
| 3 Relinquished By: | | | | |
| 3 Received By: | | | | |

# ENTHALPY ANALYTICAL

## Chain of Custody Record

Lab No: 550065

Page: 2 of 3

**Turn Around Time (rush by advanced notice only)**

| Standard: | X | 5 Day: | | 3 Day: | |
|---|---|---|---|---|---|
| 2 Day: | | 1 Day: | | Custom TAT: | |


**Enthalpy Analytical - Orange**

931 W. Barkley Avenue, Orange, CA 92868

Phone 714-771-6900


**Matrix:** A = Air S = Soil/Solid W = Water DW = Drinking Wate SD = Sediment PP = Pure Product SEA = Sea Water SW = Swab T = Tissue WP = Wipe O = Other

**Preservatives:** 1 = $Na_2S_2O_3$ 2 = HCl 3 = $HNO_3$ 4 = $H_2SO_4$ 5 = NaOH 6 = Other

**Sample Receipt Temp:** (lab use only)

| CUSTOMER INFORMATION | | PROJECT INFORMATION | |
|---|---|---|---|
| Company: | Chiquita Canyon, LLC | Name: | SW - Inlets |
| Report To: | Kate Logan | Number: | |
| Email: | kate.logan@wasteconnections.com | P.O. #: | |
| Address: | 29201 Henry Mayo Drive | Address: | 29201 Henry Mayo Drive |
| | Castaic, CA 91384 | | Castaic, CA 91384 |
| Phone: | 682-559-3880 | Global ID: | |
| Fax: | | Sampled By: | MT, CH |

| | Sample ID | Sampling Date | Sampling Time | Matrix | Container No. / Size | Pres. | SM4500-S2-D Total Sulfide | 420.1 Total Phenolics | 1664A Oil and Grease | 9221B Tota Coliform | 9221F E. Coli | 300.0 Cl, Br, Fl, NO3, NO2, SO4 | 2540D TSS | 5310B TOC | 8270 SIM 1,4-Dioxane | SM2320B Alkalinity | Test Instructions / Comments |
|---|---|---|---|---|---|---|---|---|---|---|---|---|---|---|---|---|---|
| 1 | South Basin - Western Inlet | 12/31/25 | 1350 | W | 31 | 1,2,4,6 | X | X | X | X | X | X | X | X | X | X | Temp: 15.5°C, pH 8.20 |
| 2 | South Basin - Eastern Inlet | 12/31/25 | 1425 | W | 31 | 1,2,4,6 | X | X | X | X | X | X | X | X | X | X | Temp: 14.1°C, pH 8.28 |
| 3 | | | | | | | | | | | | | | | | | |
| 4 | | | | | | | | | | | | | | | | | |
| 5 | | | | | | | | | | | | | | | | | |
| 6 | | | | | | | | | | | | | | | | | |
| 7 | | | | | | | | | | | | | | | | | |
| 8 | | | | | | | | | | | | | | | | | |
| 9 | | | | | | | | | | | | | | | | | |
| 10 | | | | | | | | | | | | | | | | | |

**Additional email recipients:**
matt.breuer@wasteconnections.com
stormwater@wasteconnections.com
tmb@swteng.com
aav@swteng.com

**Direct invoices to:**
Maribel Bolanos
(661) 257-3665

| | Signature | Print Name | Company / Title | Date / Time |
|---|---|---|---|---|
| [1] Relinquished By: | | Caleb Hardy | CTEH | 12/31/25 1720 |
| [1] Received By: | | Adam Dishongyer | EA | 12/31/25 1720 |
| [2] Relinquished By: | | | | |
| [2] Received By: | | | | |
| [3] Relinquished By: | | | | |
| [3] Received By: | | | | |

7 of 88

ENTHALPY ANALYTICAL

**Chain of Custody Record**

Lab No: 550065

Page: 3 of 3

**Turn Around Time (rush by advanced notice only)**

| Standard: | X | 5 Day: | | 3 Day: | |
|---|---|---|---|---|---|
| 2 Day: | | 1 Day: | | Custom TAT: | |


**Enthalpy Analytical - Orange**

931 W. Barkley Avenue, Orange, CA 92868

Phone 714-771-6900


**Matrix:** A = Air S = Soil/Solid W = Water DW = Drinking Wate SD = Sediment PP = Pure Product SEA = Sea Water SW = Swab T = Tissue WP = Wipe O = Other

**Preservatives:** 1 = $Na_2S_2O_3$ 2 = HCl 3 = $HNO_3$ 4 = $H_2SO_4$ 5 = NaOH 6 = Other

**Sample Receipt Temp:** (lab use only)

| CUSTOMER INFORMATION | | PROJECT INFORMATION | |
|---|---|---|---|
| Company: | Chiquita Canyon, LLC | Name: | SW - Inlets |
| Report To: | Kate Logan | Number: | |
| Email: | kate.logan@wasteconnections.com | P.O. #: | |
| Address: | 29201 Henry Mayo Drive | Address: | 29201 Henry Mayo Drive |
| | Castaic, CA 91384 | | Castaic, CA 91384 |
| Phone: | 682-559-3880 | Global ID: | |
| Fax: | | Sampled By: | MT, CH |

| | Sample ID | Sampling Date | Sampling Time | Matrix | Container No. / Size | Pres. | SM5220D Chemical Oxygen Demand | SM2510B Specific Conductance | RSK-175 Carbon Dioxide | 2540E TDS | SM2130B Turbidity | 350.1 Ammonia | 625.1 - See Comments | 625.1 Alpha-Terpineol | SM5210B BOD | | Test Instructions / Comments |
|---|---|---|---|---|---|---|---|---|---|---|---|---|---|---|---|---|---|
| 1 | South Basin - Western Inlet | 12/31/25 | 1350 | W | 31 | 1,2,4,6 | X | X | X | X | X | X | X | X | X | X | Temp: 15.5°C, pH 8.20 |
| 2 | South Basin - Eastern Inlet | 12/31/25 | 1425 | W | 31 | 1,2,4,6 | X | X | X | X | X | X | X | X | X | X | Temp: 14.1°C, pH 8.28 |
| 3 | | | | | | | | | | | | | | | | | |
| 4 | | | | | | | | | | | | | | | | | |
| 5 | | | | | | | | | | | | | | | | | |
| 6 | | | | | | | | | | | | | | | | | |
| 7 | | | | | | | | | | | | | | | | | |
| 8 | | | | | | | | | | | | | | | | | |
| 9 | | | | | | | | | | | | | | | | | |
| 10 | | | | | | | | | | | | | | | | | |

**Analysis Request**

**Test Instructions / Comments**

**625.1 - Benzoic Acid, Pyridine, Phenol, 2-methylphenol, 3,4-methylphenol, Cresol, Naphthalene, alpha-terpineol**

**Additional email recipients:**
**matt.breuer@wasteconnections.com**
**stormwater@wasteconnections.com**
**tmb@swteng.com**
**aav@swteng.com**

**Direct invoices to:**
**Maribel Bolanos**
**(661) 257-3665**

| | Signature | Print Name | Company / Title | Date / Time |
|---|---|---|---|---|
| [1] Relinquished By: | | Caleb Hencyk | CTEH | 12/31/25 1720 |
| [1] Received By: | | Adam Plukmeyer | EA | 12/31/25 1720 |
| [2] Relinquished By: | | | | |
| [2] Received By: | | | | |
| [3] Relinquished By: | | \ | | |
| [3] Received By: | | | | |

8 of 88

# SAMPLE RECEIPT CHECKLIST

**Section 1: General Info**

Date Received: 12/31/25 WO# 550065 Client: Waste Connections

**Section 2: Shipping / Custody** **Are custody seals present?** ☐ Yes ☒ No

Custody seals intact on arrival? ■ N/A ☐ Yes ☐ No ☐ On cooler / box ☐ On samples

☐ Courier ■ Walk-In ☐ Field Sampling ☐ Shipping Info: _____

**Section 3a: Condition / Packaging** ☐ **Outside 0.0 - 6.0°C (0.0 - 10.0°C for microbiology) (PM notified)**

Date Opened 12/31/25 By (initials) ABD Type of ice used: ■ Wet ☐ Blue/Gel ☐ None

☐ Samples received on ice directly from the field; cooling process had begun. (if checked, skip temperatures)

☐ Sample matrix doesn't require cooling (e.g. air, bulk PCB). (if checked, skip temperatures)

If no cooler: Observed/Adjusted Temp (°C): _____ / _____ Thermometer/IR Gun: IR15 CF: +0.4

Cooler Temp (°C) #1: 5.0 / 5.4 #2: 2.1 / 2.5 #3: 2.5 / 2.9 #4: 4.6 / 5.0 #5: ____ / ____ #6: ____ / ____

**Section 3b: Microbiology Samples** ☐ **No microbiology samples submitted (skip 3b)**

■ Within temp range 0.0 - 10.0°C or received on ice directly from field.

■ Adequate headspace for microbiology analysis.

**Section 3c: Air Samples** ■ **No air samples submitted (skip 3c)**

☐ 1.4L Canisters ☐ 6L Canisters ☐ Tedlar Bags ☐ MCE Cassettes ☐ Sorbent Tubes ☐ Other _____

| **Section 4: Containers / Labels / Samples** | YES | NO | N/A |
|---|---|---|---|
| 1) Were custody papers present, filled properly, and legible? | X | | |
| 2) Is the sampler's name present on the CoC? | X | | |
| 3) Were containers received in good condition (unbroken / unopened / uncompromised)? | X | | |
| 4) Were the samples bagged? (required for microbiology samples; recommended for soil samples) | X | | |
| 5) Were all of, and only, the correct samples received? | X | | |
| 6) Are sample labels present, legible, and in agreement with the CoC? | X | | |
| 7) Does the container count match the CoC? | X | | |
| 8) Was sufficient sample volume / mass received for the analyses requested? | X | | |
| 9) Were samples received in proper containers for the analyses requested? | X | | |
| 10) Were samples received with > 1/2 holding time remaining? | X | | |
| 11) Are samples properly preserved as indicated by CoC / labels? | X | | |
| 12) Unpreserved VOAs received - If necessary, was the hold time changed in LIMS? | | X | |
| 13) Are VOA vials free from headspace/bubbles > 6mm? | X | | |

**Section 5: Explanations / Comments**

(If no comments are made, then no discrepancies noted.)

☐ **No additional discrepancies**

**Date Logged** 12/31/25 **By (print)** ABD **(sign)** AdWJ

**Date Labeled** 12/31/25 **By (print)** AGR **(sign)** AdWJ for AGR

ENTHALPY ANALYTICAL

# Analysis Results for 550065

Dylan Smith
Waste Connections
Chiquita Canyon Landfill
29201 Henry Mayo Drive
Castaic, CA 91384

Lab Job #: 550065
Project No: CCLF STORMWATER
Location: Chiquita Canyon Stormwater
Date Received: 12/31/25

**Sample ID:** SOUTH BASIN - WESTERN INLET | **Lab ID:** 550065-001 | **Matrix:** Water | **Collected:** 12/31/25 13:50

| 550065-001 Analyte | Result | Qual | Units | RL | MDL | DF | Batch | Prepared | Analyzed | Chemist |
|---|---|---|---|---|---|---|---|---|---|---|
| Method: EPA 1664A<br>Prep Method: METHOD | | | | | | | | | | |
| Total Oil and Grease | ND | | mg/L | 5.1 | 0.99 | 1 | 391559 | 01/04/26 | 01/05/26 | JAG |
| Method: EPA 200.7<br>Prep Method: EPA 3015A | | | | | | | | | | |
| Calcium | **51** | | mg/L | 0.10 | 0.0095 | 1 | 391450 | 01/02/26 | 01/02/26 | SBW |
| Iron | **5.2** | | mg/L | 0.050 | 0.017 | 1 | 391450 | 01/02/26 | 01/02/26 | SBW |
| Magnesium | **7.6** | | mg/L | 0.10 | 0.017 | 1 | 391450 | 01/02/26 | 01/02/26 | SBW |
| Potassium | **6.1** | | mg/L | 0.50 | 0.20 | 1 | 391450 | 01/02/26 | 01/02/26 | SBW |
| Sodium | **58** | | mg/L | 0.50 | 0.017 | 1 | 391450 | 01/02/26 | 01/02/26 | SBW |
| Method: EPA 200.8<br>Prep Method: EPA 3015A | | | | | | | | | | |
| Antimony | ND | | ug/L | 2.0 | 1.3 | 1 | 391518 | 01/02/26 | 01/07/26 | KAM |
| Arsenic | **4.4** | | ug/L | 2.0 | 0.30 | 1 | 391518 | 01/02/26 | 01/07/26 | KAM |
| Barium | **55** | | ug/L | 5.0 | 0.44 | 1 | 391518 | 01/02/26 | 01/07/26 | KAM |
| Beryllium | **0.13** | J | ug/L | 1.0 | 0.060 | 1 | 391518 | 01/02/26 | 01/07/26 | KAM |
| Boron | **170** | | ug/L | 100 | 57 | 10 | 391518 | 01/02/26 | 01/07/26 | KAM |
| Cadmium | ND | | ug/L | 1.0 | 0.21 | 1 | 391518 | 01/02/26 | 01/07/26 | KAM |
| Chromium | **9.4** | | ug/L | 5.0 | 0.40 | 1 | 391518 | 01/02/26 | 01/07/26 | KAM |
| Cobalt | **2.5** | | ug/L | 1.0 | 0.14 | 1 | 391518 | 01/02/26 | 01/07/26 | KAM |
| Copper | **8.9** | | ug/L | 3.0 | 0.84 | 1 | 391518 | 01/02/26 | 01/07/26 | KAM |
| Lead | **3.2** | J | ug/L | 5.0 | 0.23 | 1 | 391518 | 01/02/26 | 01/07/26 | KAM |
| Manganese | **110** | | ug/L | 10 | 4.3 | 1 | 391518 | 01/02/26 | 01/07/26 | KAM |
| Nickel | **6.1** | | ug/L | 5.0 | 0.91 | 1 | 391518 | 01/02/26 | 01/07/26 | KAM |
| Selenium | ND | | ug/L | 10 | 5.0 | 1 | 391518 | 01/02/26 | 01/07/26 | KAM |
| Silver | ND | | ug/L | 5.0 | 0.37 | 1 | 391518 | 01/02/26 | 01/07/26 | KAM |
| Thallium | **0.18** | J | ug/L | 1.0 | 0.14 | 1 | 391518 | 01/02/26 | 01/07/26 | KAM |
| Tin | ND | | ug/L | 5.0 | 1.5 | 1 | 391518 | 01/02/26 | 01/07/26 | KAM |
| Vanadium | **13** | | ug/L | 5.0 | 0.59 | 1 | 391518 | 01/02/26 | 01/07/26 | KAM |
| Zinc | **24** | | ug/L | 10 | 7.6 | 1 | 391518 | 01/02/26 | 01/07/26 | KAM |
| Method: EPA 245.1<br>Prep Method: EPA 245.1 | | | | | | | | | | |
| Mercury | ND | | ug/L | 0.40 | 0.089 | 1 | 391597 | 01/05/26 | 01/05/26 | MLL |
| Method: EPA 300.0<br>Prep Method: METHOD | | | | | | | | | | |
| Fluoride | **0.27** | | mg/L | 0.20 | 0.072 | 1 | 391413 | 12/31/25 18:10 | 01/01/26 01:23 | KUM |
| Chloride | **24** | | mg/L | 1.0 | 0.27 | 1 | 391413 | 12/31/25 18:10 | 01/01/26 01:23 | KUM |
| Nitrogen, Nitrite | **0.05** | J | mg/L | 0.10 | 0.02 | 1 | 391413 | 12/31/25 18:10 | 01/01/26 01:23 | KUM |



Results for any subcontracted analyses are not included in this section.

ENTHALPY ANALYTICAL

# Analysis Results for 550065

| 550065-001 Analyte | Result | Qual | Units | RL | MDL | DF | Batch | Prepared | Analyzed | Chemist |
|---|---|---|---|---|---|---|---|---|---|---|
| Bromide | **0.18** | J | mg/L | 0.30 | 0.060 | 1 | 391413 | 12/31/25 18:10 | 01/01/26 01:23 | KUM |
| Nitrogen, Nitrate | **1.7** | | mg/L | 0.10 | 0.05 | 1 | 391413 | 12/31/25 18:10 | 01/01/26 01:23 | KUM |
| Sulfate | **150** | | mg/L | 10 | 2.5 | 10 | 391413 | 12/31/25 18:10 | 01/01/26 01:43 | KUM |
| Method: EPA 350.1<br>Prep Method: METHOD | | | | | | | | | | |
| Ammonia-N | **0.37** | | mg/L | 0.10 | 0.068 | 1 | 391593 | 01/05/26 | 01/05/26 | JAK |
| Method: EPA 420.1<br>Prep Method: METHOD | | | | | | | | | | |
| Total Phenolics | **0.0070** | J | mg/L | 0.010 | 0.0065 | 1 | 392363 | 01/13/26 | 01/13/26 | LVL |
| Method: EPA 625.1<br>Prep Method: EPA 3510C | | | | | | | | | | |
| Pyridine | ND | | ug/L | 9.7 | 2.7 | 0.97 | 391447 | 01/02/26 | 01/02/26 | TJW |
| Phenol | ND | | ug/L | 9.7 | 2.0 | 0.97 | 391447 | 01/02/26 | 01/02/26 | TJW |
| 2-Methylphenol | ND | | ug/L | 9.7 | 3.1 | 0.97 | 391447 | 01/02/26 | 01/02/26 | TJW |
| 3-,4-Methylphenol | ND | | ug/L | 9.7 | 2.9 | 0.97 | 391447 | 01/02/26 | 01/02/26 | TJW |
| Benzoic acid | ND | | ug/L | 49 | 11 | 0.97 | 391447 | 01/02/26 | 01/02/26 | TJW |
| Naphthalene | ND | | ug/L | 9.7 | 3.5 | 0.97 | 391447 | 01/02/26 | 01/02/26 | TJW |
| Cresol | ND | | ug/L | 9.7 | | 0.97 | 391447 | 01/02/26 | 01/02/26 | TJW |
| a-Terpineol | ND | | ug/L | 9.7 | 2.0 | 0.97 | 391447 | 01/02/26 | 01/03/26 | TJW |
| Method: EPA 8081A<br>Prep Method: EPA 3510C | | | | | | | | | | |
| alpha-BHC | ND | | ug/L | 0.05 | 0.009 | 0.94 | 391575 | 01/04/26 | 01/04/26 | KMB |
| beta-BHC | ND | | ug/L | 0.05 | 0.01 | 0.94 | 391575 | 01/04/26 | 01/04/26 | KMB |
| gamma-BHC | ND | | ug/L | 0.05 | 0.008 | 0.94 | 391575 | 01/04/26 | 01/04/26 | KMB |
| delta-BHC | ND | | ug/L | 0.05 | 0.01 | 0.94 | 391575 | 01/04/26 | 01/04/26 | KMB |
| Heptachlor | ND | | ug/L | 0.05 | 0.01 | 0.94 | 391575 | 01/04/26 | 01/04/26 | KMB |
| Aldrin | ND | | ug/L | 0.05 | 0.01 | 0.94 | 391575 | 01/04/26 | 01/04/26 | KMB |
| Heptachlor epoxide | ND | | ug/L | 0.05 | 0.009 | 0.94 | 391575 | 01/04/26 | 01/04/26 | KMB |
| Endosulfan I | ND | | ug/L | 0.05 | 0.01 | 0.94 | 391575 | 01/04/26 | 01/04/26 | KMB |
| Dieldrin | ND | | ug/L | 0.09 | 0.01 | 0.94 | 391575 | 01/04/26 | 01/04/26 | KMB |
| 4,4'-DDE | ND | | ug/L | 0.09 | 0.01 | 0.94 | 391575 | 01/04/26 | 01/04/26 | KMB |
| Endrin | ND | | ug/L | 0.09 | 0.01 | 0.94 | 391575 | 01/04/26 | 01/04/26 | KMB |
| Endosulfan II | ND | | ug/L | 0.09 | 0.02 | 0.94 | 391575 | 01/04/26 | 01/04/26 | KMB |
| Endosulfan sulfate | ND | | ug/L | 0.09 | 0.01 | 0.94 | 391575 | 01/04/26 | 01/04/26 | KMB |
| 4,4'-DDD | ND | | ug/L | 0.09 | 0.01 | 0.94 | 391575 | 01/04/26 | 01/04/26 | KMB |
| Endrin aldehyde | ND | | ug/L | 0.09 | 0.02 | 0.94 | 391575 | 01/04/26 | 01/04/26 | KMB |
| Endrin ketone | ND | | ug/L | 0.09 | 0.02 | 0.94 | 391575 | 01/04/26 | 01/04/26 | KMB |
| 4,4'-DDT | ND | | ug/L | 0.09 | 0.03 | 0.94 | 391575 | 01/04/26 | 01/04/26 | KMB |
| Methoxychlor | ND | | ug/L | 0.09 | 0.03 | 0.94 | 391575 | 01/04/26 | 01/04/26 | KMB |
| Toxaphene | ND | | ug/L | 1.9 | 0.4 | 0.94 | 391575 | 01/04/26 | 01/04/26 | KMB |
| Chlordane (Technical) | ND | | ug/L | 0.9 | 0.2 | 0.94 | 391575 | 01/04/26 | 01/04/26 | KMB |
| **Surrogates** | | | | **Limits** | | | | | | |
| TCMX | 94% | | %REC | 29-120 | | 0.94 | 391575 | 01/04/26 | 01/04/26 | KMB |
| Decachlorobiphenyl | 102% | | %REC | 33-132 | | 0.94 | 391575 | 01/04/26 | 01/04/26 | KMB |
| Method: EPA 8082<br>Prep Method: EPA 3510C | | | | | | | | | | |
| Aroclor-1016 | ND | | ug/L | 0.47 | 0.29 | 0.94 | 391575 | 01/04/26 | 01/04/26 | KMB |
| Aroclor-1221 | ND | | ug/L | 0.47 | 0.44 | 0.94 | 391575 | 01/04/26 | 01/04/26 | KMB |
| Aroclor-1232 | ND | | ug/L | 0.47 | 0.26 | 0.94 | 391575 | 01/04/26 | 01/04/26 | KMB |



Results for any subcontracted analyses are not included in this section.

ENTHALPY ANALYTICAL

# Analysis Results for 550065

| 550065-001 Analyte | Result | Qual | Units | RL | MDL | DF | Batch | Prepared | Analyzed | Chemist |
|---|---|---|---|---|---|---|---|---|---|---|
| Aroclor-1242 | ND | | ug/L | 0.47 | 0.27 | 0.94 | 391575 | 01/04/26 | 01/04/26 | KMB |
| Aroclor-1248 | ND | | ug/L | 0.47 | 0.22 | 0.94 | 391575 | 01/04/26 | 01/04/26 | KMB |
| Aroclor-1254 | ND | | ug/L | 0.47 | 0.25 | 0.94 | 391575 | 01/04/26 | 01/04/26 | KMB |
| Aroclor-1260 | ND | | ug/L | 0.47 | 0.31 | 0.94 | 391575 | 01/04/26 | 01/04/26 | KMB |
| Aroclor-1262 | ND | | ug/L | 0.47 | 0.28 | 0.94 | 391575 | 01/04/26 | 01/04/26 | KMB |
| Aroclor-1268 | ND | | ug/L | 0.47 | 0.24 | 0.94 | 391575 | 01/04/26 | 01/04/26 | KMB |
| **Surrogates** | | | | **Limits** | | | | | | |
| Decachlorobiphenyl (PCB) | 93% | | %REC | 28-138 | | 0.94 | 391575 | 01/04/26 | 01/04/26 | KMB |
| Method: EPA 8260B<br>Prep Method: EPA 5030B | | | | | | | | | | |
| Carbon Disulfide | ND | | ug/L | 5.0 | 0.1 | 1 | 391466 | 01/02/26 | 01/02/26 | HMN |
| Chloroprene | ND | | ug/L | 200 | 2.7 | 1 | 391466 | 01/02/26 | 01/02/26 | HMN |
| 3-Chloropropene | ND | | ug/L | 5.0 | 0.2 | 1 | 391466 | 01/02/26 | 01/02/26 | HMN |
| Ethyl methacrylate | ND | | ug/L | 50 | 3.9 | 1 | 391466 | 01/02/26 | 01/02/26 | HMN |
| Ethanol | ND | | ug/L | 500 | 160 | 1 | 391466 | 01/02/26 | 01/02/26 | HMN |
| 2-Hexanone | ND | | ug/L | 5.0 | 1.3 | 1 | 391466 | 01/02/26 | 01/02/26 | HMN |
| Isopropanol (IPA) | ND | | ug/L | 200 | 96 | 1 | 391466 | 01/02/26 | 01/02/26 | HMN |
| Methyl acrylonitrile | ND | | ug/L | 35 | 4.2 | 1 | 391466 | 01/02/26 | 01/02/26 | HMN |
| Vinyl Acetate | ND | | ug/L | 50 | 3.2 | 1 | 391466 | 01/02/26 | 01/02/26 | HMN |
| Acrolein | ND | | ug/L | 200 | 2.6 | 1 | 391466 | 01/02/26 | 01/02/26 | HMN |
| Acrylonitrile | ND | | ug/L | 10 | 0.7 | 1 | 391466 | 01/02/26 | 01/02/26 | HMN |
| Freon 12 | ND | | ug/L | 5.0 | 0.2 | 1 | 391466 | 01/02/26 | 01/02/26 | HMN |
| Chloromethane | ND | | ug/L | 5.0 | 0.09 | 1 | 391466 | 01/02/26 | 01/02/26 | HMN |
| Vinyl Chloride | ND | | ug/L | 5.0 | 0.1 | 1 | 391466 | 01/02/26 | 01/02/26 | HMN |
| Bromomethane | ND | | ug/L | 5.0 | 0.1 | 1 | 391466 | 01/02/26 | 01/02/26 | HMN |
| Chloroethane | ND | | ug/L | 5.0 | 0.1 | 1 | 391466 | 01/02/26 | 01/02/26 | HMN |
| Trichlorofluoromethane | ND | | ug/L | 5.0 | 0.1 | 1 | 391466 | 01/02/26 | 01/02/26 | HMN |
| Iodomethane | ND | | ug/L | 5.0 | | 1 | 391466 | 01/02/26 | 01/02/26 | HMN |
| Acetone | **20** | J | ug/L | 100 | 14 | 1 | 391466 | 01/02/26 | 01/02/26 | HMN |
| Freon 113 | ND | | ug/L | 5.0 | 0.1 | 1 | 391466 | 01/02/26 | 01/02/26 | HMN |
| 1,1-Dichloroethene | ND | | ug/L | 5.0 | 0.1 | 1 | 391466 | 01/02/26 | 01/02/26 | HMN |
| Methylene Chloride | ND | | ug/L | 10 | 0.2 | 1 | 391466 | 01/02/26 | 01/02/26 | HMN |
| MTBE | ND | | ug/L | 5.0 | 0.1 | 1 | 391466 | 01/02/26 | 01/02/26 | HMN |
| trans-1,2-Dichloroethene | ND | | ug/L | 5.0 | 0.1 | 1 | 391466 | 01/02/26 | 01/02/26 | HMN |
| 1,1-Dichloroethane | ND | | ug/L | 5.0 | 0.09 | 1 | 391466 | 01/02/26 | 01/02/26 | HMN |
| 2-Butanone | **5.2** | J | ug/L | 10 | 1.3 | 1 | 391466 | 01/02/26 | 01/02/26 | HMN |
| cis-1,2-Dichloroethene | ND | | ug/L | 5.0 | 0.1 | 1 | 391466 | 01/02/26 | 01/02/26 | HMN |
| 2,2-Dichloropropane | ND | | ug/L | 5.0 | 0.2 | 1 | 391466 | 01/02/26 | 01/02/26 | HMN |
| Chloroform | ND | | ug/L | 5.0 | 0.08 | 1 | 391466 | 01/02/26 | 01/02/26 | HMN |
| Bromochloromethane | ND | | ug/L | 5.0 | 0.1 | 1 | 391466 | 01/02/26 | 01/02/26 | HMN |
| 1,1,1-Trichloroethane | ND | | ug/L | 5.0 | 0.1 | 1 | 391466 | 01/02/26 | 01/02/26 | HMN |
| 1,1-Dichloropropene | ND | | ug/L | 5.0 | 0.1 | 1 | 391466 | 01/02/26 | 01/02/26 | HMN |
| Carbon Tetrachloride | ND | | ug/L | 5.0 | 0.1 | 1 | 391466 | 01/02/26 | 01/02/26 | HMN |
| 1,2-Dichloroethane | ND | | ug/L | 5.0 | 0.2 | 1 | 391466 | 01/02/26 | 01/02/26 | HMN |
| Benzene | ND | | ug/L | 1.0 | 0.1 | 1 | 391466 | 01/02/26 | 01/02/26 | HMN |
| Trichloroethene | ND | | ug/L | 5.0 | 0.1 | 1 | 391466 | 01/02/26 | 01/02/26 | HMN |
| 1,2-Dichloropropane | ND | | ug/L | 5.0 | 0.09 | 1 | 391466 | 01/02/26 | 01/02/26 | HMN |
| Bromodichloromethane | ND | | ug/L | 5.0 | 0.07 | 1 | 391466 | 01/02/26 | 01/02/26 | HMN |
| Dibromomethane | ND | | ug/L | 5.0 | 0.1 | 1 | 391466 | 01/02/26 | 01/02/26 | HMN |
| 4-Methyl-2-Pentanone | ND | | ug/L | 5.0 | 1.0 | 1 | 391466 | 01/02/26 | 01/02/26 | HMN |
| cis-1,3-Dichloropropene | ND | | ug/L | 5.0 | 0.1 | 1 | 391466 | 01/02/26 | 01/02/26 | HMN |
| Toluene | ND | | ug/L | 5.0 | 0.1 | 1 | 391466 | 01/02/26 | 01/02/26 | HMN |



Results for any subcontracted analyses are not included in this section.

ENTHALPY ANALYTICAL

# Analysis Results for 550065

| 550065-001 Analyte | Result | Qual | Units | RL | MDL | DF | Batch | Prepared | Analyzed | Chemist |
|---|---|---|---|---|---|---|---|---|---|---|
| trans-1,3-Dichloropropene | ND | | ug/L | 5.0 | 0.09 | 1 | 391466 | 01/02/26 | 01/02/26 | HMN |
| 1,1,2-Trichloroethane | ND | | ug/L | 5.0 | 0.1 | 1 | 391466 | 01/02/26 | 01/02/26 | HMN |
| 1,3-Dichloropropane | ND | | ug/L | 5.0 | 0.07 | 1 | 391466 | 01/02/26 | 01/02/26 | HMN |
| Tetrachloroethene | ND | | ug/L | 5.0 | 0.2 | 1 | 391466 | 01/02/26 | 01/02/26 | HMN |
| Dibromochloromethane | ND | | ug/L | 5.0 | 0.1 | 1 | 391466 | 01/02/26 | 01/02/26 | HMN |
| 1,2-Dibromoethane | ND | | ug/L | 5.0 | 0.1 | 1 | 391466 | 01/02/26 | 01/02/26 | HMN |
| Chlorobenzene | ND | | ug/L | 5.0 | 0.1 | 1 | 391466 | 01/02/26 | 01/02/26 | HMN |
| 1,1,1,2-Tetrachloroethane | ND | | ug/L | 5.0 | 0.07 | 1 | 391466 | 01/02/26 | 01/02/26 | HMN |
| Ethylbenzene | ND | | ug/L | 5.0 | 0.1 | 1 | 391466 | 01/02/26 | 01/02/26 | HMN |
| m,p-Xylenes | ND | | ug/L | 5.0 | 0.2 | 1 | 391466 | 01/02/26 | 01/02/26 | HMN |
| o-Xylene | ND | | ug/L | 5.0 | 0.1 | 1 | 391466 | 01/02/26 | 01/02/26 | HMN |
| Styrene | ND | | ug/L | 5.0 | 0.1 | 1 | 391466 | 01/02/26 | 01/02/26 | HMN |
| Bromoform | ND | | ug/L | 5.0 | 0.06 | 1 | 391466 | 01/02/26 | 01/02/26 | HMN |
| Isopropylbenzene | ND | | ug/L | 5.0 | 0.1 | 1 | 391466 | 01/02/26 | 01/02/26 | HMN |
| 1,1,2,2-Tetrachloroethane | ND | | ug/L | 5.0 | 0.1 | 1 | 391466 | 01/02/26 | 01/02/26 | HMN |
| 1,2,3-Trichloropropane | ND | | ug/L | 5.0 | 0.3 | 1 | 391466 | 01/02/26 | 01/02/26 | HMN |
| Propylbenzene | ND | | ug/L | 5.0 | 0.1 | 1 | 391466 | 01/02/26 | 01/02/26 | HMN |
| Bromobenzene | ND | | ug/L | 5.0 | 0.1 | 1 | 391466 | 01/02/26 | 01/02/26 | HMN |
| 1,3,5-Trimethylbenzene | ND | | ug/L | 5.0 | 0.1 | 1 | 391466 | 01/02/26 | 01/02/26 | HMN |
| 2-Chlorotoluene | ND | | ug/L | 5.0 | 0.1 | 1 | 391466 | 01/02/26 | 01/02/26 | HMN |
| 4-Chlorotoluene | ND | | ug/L | 5.0 | 0.2 | 1 | 391466 | 01/02/26 | 01/02/26 | HMN |
| tert-Butylbenzene | ND | | ug/L | 5.0 | 0.1 | 1 | 391466 | 01/02/26 | 01/02/26 | HMN |
| 1,2,4-Trimethylbenzene | ND | | ug/L | 5.0 | 0.1 | 1 | 391466 | 01/02/26 | 01/02/26 | HMN |
| sec-Butylbenzene | ND | | ug/L | 5.0 | 0.2 | 1 | 391466 | 01/02/26 | 01/02/26 | HMN |
| para-Isopropyl Toluene | ND | | ug/L | 5.0 | 0.2 | 1 | 391466 | 01/02/26 | 01/02/26 | HMN |
| 1,3-Dichlorobenzene | ND | | ug/L | 5.0 | 0.1 | 1 | 391466 | 01/02/26 | 01/02/26 | HMN |
| 1,4-Dichlorobenzene | ND | | ug/L | 5.0 | 0.2 | 1 | 391466 | 01/02/26 | 01/02/26 | HMN |
| n-Butylbenzene | ND | | ug/L | 5.0 | 0.1 | 1 | 391466 | 01/02/26 | 01/02/26 | HMN |
| 1,2-Dichlorobenzene | ND | | ug/L | 5.0 | 0.1 | 1 | 391466 | 01/02/26 | 01/02/26 | HMN |
| 1,2-Dibromo-3-Chloropropane | ND | | ug/L | 5.0 | 0.6 | 1 | 391466 | 01/02/26 | 01/02/26 | HMN |
| 1,2,4-Trichlorobenzene | ND | | ug/L | 5.0 | 0.3 | 1 | 391466 | 01/02/26 | 01/02/26 | HMN |
| Hexachlorobutadiene | ND | | ug/L | 5.0 | 0.3 | 1 | 391466 | 01/02/26 | 01/02/26 | HMN |
| 1,2,3-Trichlorobenzene | ND | | ug/L | 5.0 | 0.3 | 1 | 391466 | 01/02/26 | 01/02/26 | HMN |
| cis-1,4-Dichloro-2-butene | ND | | ug/L | 5.0 | 0.3 | 1 | 391466 | 01/02/26 | 01/02/26 | HMN |
| trans-1,4-Dichloro-2-butene | ND | | ug/L | 5.0 | 0.3 | 1 | 391466 | 01/02/26 | 01/02/26 | HMN |
| Xylene (total) | ND | | ug/L | 5.0 | | 1 | 391466 | 01/02/26 | 01/02/26 | HMN |
| **Surrogates** | | | | **Limits** | | | | | | |
| Dibromofluoromethane | 106% | | %REC | 70-130 | | 1 | 391466 | 01/02/26 | 01/02/26 | HMN |
| 1,2-Dichloroethane-d4 | 103% | | %REC | 70-130 | | 1 | 391466 | 01/02/26 | 01/02/26 | HMN |
| Toluene-d8 | 99% | | %REC | 70-130 | | 1 | 391466 | 01/02/26 | 01/02/26 | HMN |
| Bromofluorobenzene | 92% | | %REC | 70-130 | | 1 | 391466 | 01/02/26 | 01/02/26 | HMN |
| Method: EPA 8270C-SIM<br>Prep Method: EPA 3535 | | | | | | | | | | |
| 1,4-Dioxane | **2.9** | | ug/L | 1.0 | 0.87 | 1 | 391462 | 01/02/26 | 01/08/26 | ZFA |
| **Surrogates** | | | | **Limits** | | | | | | |
| 1,4-Dioxane-d8 (SUR) | 100% | | %REC | 80-120 | | 1 | 391462 | 01/02/26 | 01/08/26 | ZFA |
| Method: EPA 8270C<br>Prep Method: EPA 3510C | | | | | | | | | | |
| Carbazole | ND | | ug/L | 9.7 | 2.7 | 0.97 | 391447 | 01/02/26 | 01/02/26 | TJW |
| N-Nitrosodimethylamine | ND | | ug/L | 9.7 | 2.8 | 0.97 | 391447 | 01/02/26 | 01/02/26 | TJW |



Results for any subcontracted analyses are not included in this section.

ENTHALPY ANALYTICAL

# Analysis Results for 550065

| 550065-001 Analyte | Result | Qual | Units | RL | MDL | DF | Batch | Prepared | Analyzed | Chemist |
|---|---|---|---|---|---|---|---|---|---|---|
| Aniline | ND | | ug/L | 9.7 | 2.8 | 0.97 | 391447 | 01/02/26 | 01/02/26 | TJW |
| bis(2-Chloroethyl)ether | ND | | ug/L | 24 | 3.6 | 0.97 | 391447 | 01/02/26 | 01/02/26 | TJW |
| 2-Chlorophenol | ND | | ug/L | 9.7 | 3.5 | 0.97 | 391447 | 01/02/26 | 01/02/26 | TJW |
| 1,3-Dichlorobenzene | ND | | ug/L | 9.7 | 3.2 | 0.97 | 391447 | 01/02/26 | 01/02/26 | TJW |
| 1,4-Dichlorobenzene | ND | | ug/L | 9.7 | 3.3 | 0.97 | 391447 | 01/02/26 | 01/02/26 | TJW |
| Benzyl alcohol | ND | | ug/L | 24 | 5.6 | 0.97 | 391447 | 01/02/26 | 01/02/26 | TJW |
| 1,2-Dichlorobenzene | ND | | ug/L | 9.7 | 3.2 | 0.97 | 391447 | 01/02/26 | 01/02/26 | TJW |
| bis(2-Chloroisopropyl) ether | ND | | ug/L | 9.7 | 3.7 | 0.97 | 391447 | 01/02/26 | 01/02/26 | TJW |
| N-Nitroso-di-n-propylamine | ND | | ug/L | 9.7 | 3.7 | 0.97 | 391447 | 01/02/26 | 01/02/26 | TJW |
| Hexachloroethane | ND | | ug/L | 9.7 | 2.9 | 0.97 | 391447 | 01/02/26 | 01/02/26 | TJW |
| Nitrobenzene | ND | | ug/L | 24 | 8.2 | 0.97 | 391447 | 01/02/26 | 01/02/26 | TJW |
| Isophorone | ND | | ug/L | 9.7 | 3.6 | 0.97 | 391447 | 01/02/26 | 01/02/26 | TJW |
| 2-Nitrophenol | ND | | ug/L | 9.7 | 5.3 | 0.97 | 391447 | 01/02/26 | 01/02/26 | TJW |
| 2,4-Dimethylphenol | ND | | ug/L | 9.7 | 3.1 | 0.97 | 391447 | 01/02/26 | 01/02/26 | TJW |
| bis(2-Chloroethoxy)methane | ND | | ug/L | 9.7 | 3.6 | 0.97 | 391447 | 01/02/26 | 01/02/26 | TJW |
| 2,4-Dichlorophenol | ND | | ug/L | 9.7 | 3.6 | 0.97 | 391447 | 01/02/26 | 01/02/26 | TJW |
| 1,2,4-Trichlorobenzene | ND | | ug/L | 9.7 | 3.3 | 0.97 | 391447 | 01/02/26 | 01/02/26 | TJW |
| 4-Chloroaniline | ND | | ug/L | 9.7 | 3.0 | 0.97 | 391447 | 01/02/26 | 01/02/26 | TJW |
| Hexachlorobutadiene | ND | | ug/L | 9.7 | 2.2 | 0.97 | 391447 | 01/02/26 | 01/02/26 | TJW |
| 4-Chloro-3-methylphenol | ND | | ug/L | 9.7 | 3.5 | 0.97 | 391447 | 01/02/26 | 01/02/26 | TJW |
| 2-Methylnaphthalene | ND | | ug/L | 9.7 | 3.3 | 0.97 | 391447 | 01/02/26 | 01/02/26 | TJW |
| Hexachlorocyclopentadiene | ND | | ug/L | 24 | 7.6 | 0.97 | 391447 | 01/02/26 | 01/02/26 | TJW |
| 2,4,6-Trichlorophenol | ND | | ug/L | 9.7 | 3.9 | 0.97 | 391447 | 01/02/26 | 01/02/26 | TJW |
| 2,4,5-Trichlorophenol | ND | | ug/L | 9.7 | 3.6 | 0.97 | 391447 | 01/02/26 | 01/02/26 | TJW |
| 2-Chloronaphthalene | ND | | ug/L | 9.7 | 3.3 | 0.97 | 391447 | 01/02/26 | 01/02/26 | TJW |
| 2-Nitroaniline | ND | | ug/L | 49 | 4.2 | 0.97 | 391447 | 01/02/26 | 01/02/26 | TJW |
| Dimethylphthalate | ND | | ug/L | 9.7 | 3.3 | 0.97 | 391447 | 01/02/26 | 01/02/26 | TJW |
| Acenaphthylene | ND | | ug/L | 9.7 | 3.7 | 0.97 | 391447 | 01/02/26 | 01/02/26 | TJW |
| 2,6-Dinitrotoluene | ND | | ug/L | 9.7 | 4.3 | 0.97 | 391447 | 01/02/26 | 01/02/26 | TJW |
| 3-Nitroaniline | ND | | ug/L | 9.7 | 3.9 | 0.97 | 391447 | 01/02/26 | 01/02/26 | TJW |
| Acenaphthene | ND | | ug/L | 9.7 | 3.1 | 0.97 | 391447 | 01/02/26 | 01/02/26 | TJW |
| 2,4-Dinitrophenol | ND | | ug/L | 49 | 14 | 0.97 | 391447 | 01/02/26 | 01/02/26 | TJW |
| 4-Nitrophenol | ND | | ug/L | 9.7 | 8.2 | 0.97 | 391447 | 01/02/26 | 01/02/26 | TJW |
| Dibenzofuran | ND | | ug/L | 9.7 | 3.1 | 0.97 | 391447 | 01/02/26 | 01/02/26 | TJW |
| 2,4-Dinitrotoluene | ND | | ug/L | 9.7 | 4.1 | 0.97 | 391447 | 01/02/26 | 01/02/26 | TJW |
| Diethylphthalate | ND | | ug/L | 9.7 | 2.8 | 0.97 | 391447 | 01/02/26 | 01/02/26 | TJW |
| Fluorene | ND | | ug/L | 9.7 | 3.0 | 0.97 | 391447 | 01/02/26 | 01/02/26 | TJW |
| 4-Chlorophenyl-phenylether | ND | | ug/L | 9.7 | 3.0 | 0.97 | 391447 | 01/02/26 | 01/02/26 | TJW |
| 4-Nitroaniline | ND | | ug/L | 9.7 | 3.2 | 0.97 | 391447 | 01/02/26 | 01/02/26 | TJW |
| 4,6-Dinitro-2-methylphenol | ND | | ug/L | 49 | 17 | 0.97 | 391447 | 01/02/26 | 01/02/26 | TJW |
| N-Nitrosodiphenylamine | ND | | ug/L | 9.7 | 3.8 | 0.97 | 391447 | 01/02/26 | 01/02/26 | TJW |
| 1,2-diphenylhydrazine (as azobenzene) | ND | | ug/L | 9.7 | 2.8 | 0.97 | 391447 | 01/02/26 | 01/02/26 | TJW |
| 4-Bromophenyl-phenylether | ND | | ug/L | 9.7 | 3.2 | 0.97 | 391447 | 01/02/26 | 01/02/26 | TJW |
| Hexachlorobenzene | ND | | ug/L | 9.7 | 2.9 | 0.97 | 391447 | 01/02/26 | 01/02/26 | TJW |
| Pentachlorophenol | ND | | ug/L | 24 | 5.5 | 0.97 | 391447 | 01/02/26 | 01/02/26 | TJW |
| Phenanthrene | ND | | ug/L | 9.7 | 2.8 | 0.97 | 391447 | 01/02/26 | 01/02/26 | TJW |
| Anthracene | ND | | ug/L | 9.7 | 2.7 | 0.97 | 391447 | 01/02/26 | 01/02/26 | TJW |
| Di-n-butylphthalate | ND | | ug/L | 9.7 | 2.9 | 0.97 | 391447 | 01/02/26 | 01/02/26 | TJW |
| Fluoranthene | ND | | ug/L | 9.7 | 2.7 | 0.97 | 391447 | 01/02/26 | 01/02/26 | TJW |
| Benzidine | ND | | ug/L | 49 | 18 | 0.97 | 391447 | 01/02/26 | 01/02/26 | TJW |
| Pyrene | ND | | ug/L | 9.7 | 2.6 | 0.97 | 391447 | 01/02/26 | 01/02/26 | TJW |



Results for any subcontracted analyses are not included in this section.

ENTHALPY ANALYTICAL

# Analysis Results for 550065

| 550065-001 Analyte | Result | Qual | Units | RL | MDL | DF | Batch | Prepared | Analyzed | Chemist |
|---|---|---|---|---|---|---|---|---|---|---|
| Butylbenzylphthalate | ND | | ug/L | 9.7 | 3.5 | 0.97 | 391447 | 01/02/26 | 01/02/26 | TJW |
| 3,3'-Dichlorobenzidine | ND | | ug/L | 24 | 5.0 | 0.97 | 391447 | 01/02/26 | 01/02/26 | TJW |
| Benzo(a)anthracene | ND | | ug/L | 9.7 | 2.3 | 0.97 | 391447 | 01/02/26 | 01/02/26 | TJW |
| Chrysene | ND | | ug/L | 9.7 | 2.4 | 0.97 | 391447 | 01/02/26 | 01/02/26 | TJW |
| bis(2-Ethylhexyl)phthalate | ND | | ug/L | 9.7 | 3.2 | 0.97 | 391447 | 01/02/26 | 01/02/26 | TJW |
| Di-n-octylphthalate | ND | | ug/L | 9.7 | 4.6 | 0.97 | 391447 | 01/02/26 | 01/02/26 | TJW |
| Benzo(b)fluoranthene | ND | | ug/L | 9.7 | 2.9 | 0.97 | 391447 | 01/02/26 | 01/02/26 | TJW |
| Benzo(k)fluoranthene | ND | | ug/L | 9.7 | 3.0 | 0.97 | 391447 | 01/02/26 | 01/02/26 | TJW |
| Benzo(a)pyrene | ND | | ug/L | 9.7 | 3.1 | 0.97 | 391447 | 01/02/26 | 01/02/26 | TJW |
| Indeno(1,2,3-cd)pyrene | ND | | ug/L | 9.7 | 4.1 | 0.97 | 391447 | 01/02/26 | 01/02/26 | TJW |
| Dibenz(a,h)anthracene | ND | | ug/L | 9.7 | 4.0 | 0.97 | 391447 | 01/02/26 | 01/02/26 | TJW |
| Benzo(g,h,i)perylene | ND | | ug/L | 9.7 | 4.0 | 0.97 | 391447 | 01/02/26 | 01/02/26 | TJW |
| **Surrogates** | | | | **Limits** | | | | | | |
| 2-Fluorophenol | 37% | | %REC | 15-120 | | 0.97 | 391447 | 01/02/26 | 01/02/26 | TJW |
| Phenol-d6 | 24% | | %REC | 15-120 | | 0.97 | 391447 | 01/02/26 | 01/02/26 | TJW |
| 2,4,6-Tribromophenol | 97% | | %REC | 15-140 | | 0.97 | 391447 | 01/02/26 | 01/02/26 | TJW |
| Nitrobenzene-d5 | 85% | | %REC | 15-123 | | 0.97 | 391447 | 01/02/26 | 01/02/26 | TJW |
| 2-Fluorobiphenyl | 84% | | %REC | 15-120 | | 0.97 | 391447 | 01/02/26 | 01/02/26 | TJW |
| Terphenyl-d14 | 93% | | %REC | 15-120 | | 0.97 | 391447 | 01/02/26 | 01/02/26 | TJW |
| Method: SM 4500-CN-E<br>Prep Method: METHOD | | | | | | | | | | |
| Cyanide | ND | | mg/L | 0.0050 | 0.0017 | 0.5 | 391494 | 01/02/26 | 01/05/26 | CKN |
| Method: SM 4500-S2-D<br>Prep Method: METHOD | | | | | | | | | | |
| Sulfide | ND | | mg/L | 0.10 | | 1 | 391530 | 01/03/26 | 01/03/26 | TXC |
| Method: SM 5310B<br>Prep Method: SM 5310B | | | | | | | | | | |
| Total Organic Carbon | **11** | | mg/L | 1.0 | 0.49 | 1 | 391521 | 01/03/26 | 01/03/26 | BDR |
| Method: SM 9221B<br>Prep Method: METHOD | | | | | | | | | | |
| Coliform, Total | **>1,600** | | MPN/100ml | 1.8 | | 1 | 391444 | 12/31/25 17:54 | 01/02/26 14:23 | BPH |
| Method: SM 9221F | | | | | | | | | | |
| Coliform, E. Coli | **540** | | MPN/100ml | 1.8 | | 1 | 391444 | 12/31/25 17:54 | 01/02/26 14:23 | BPH |
| Method: SM2130B | | | | | | | | | | |
| Turbidity | **120** | | NTU | 0.20 | 0.12 | 1 | 391491 | 01/02/26 11:39 | 01/02/26 11:39 | LVL |
| Method: SM2320B<br>Prep Method: METHOD | | | | | | | | | | |
| Bicarbonate | **75** | | mg/L | 3.0 | | 1.3 | 391737 | 01/06/26 | 01/06/26 | WWC |
| Alkalinity, Total as CaCO3 | **61** | | mg/L | 2.5 | | 1.3 | 391737 | 01/06/26 | 01/06/26 | WWC |
| Method: SM2510B<br>Prep Method: METHOD | | | | | | | | | | |
| Specific Conductance | **590** | | umhos/cm | 1.0 | | 1 | 391572 | 01/04/26 | 01/04/26 | CDR |
| Method: SM2540C<br>Prep Method: METHOD | | | | | | | | | | |
| Total Dissolved Solids | **390** | | mg/L | 20 | | 2 | 391571 | 01/04/26 | 01/05/26 | CDR |
| Method: SM2540D<br>Prep Method: METHOD | | | | | | | | | | |
| Total Suspended Solids | **140** | | mg/L | 0.5 | | 1 | 391513 | 01/02/26 | 01/05/26 | TRR |



Results for any subcontracted analyses are not included in this section.

# Analysis Results for 550065

| 550065-001 Analyte | Result | Qual | Units | RL | MDL | DF | Batch | Prepared | Analyzed | Chemist |
|---|---|---|---|---|---|---|---|---|---|---|
| Method: SM5210B<br>Prep Method: METHOD | | | | | | | | | | |
| Biochemical Oxygen Demand | **5.7** | | mg/L | 3.0 | | 1 | 391455 | 01/02/26 12:05 | 01/07/26 10:41 | ARM |
| Method: SM5220D<br>Prep Method: SM 5220D | | | | | | | | | | |
| Chemical Oxygen Demand | **28** | | mg/L | 4.0 | 2.0 | 1 | 391859 | 01/07/26 | 01/07/26 | RDL |



Results for any subcontracted analyses are not included in this section.

ENTHALPY ANALYTICAL

# Analysis Results for 550065

| Sample ID: | Lab ID: 550065-002 | Collected: 12/31/25 14:25 |
|---|---|---|
| SOUTH BASIN - EASTERN INLET | Matrix: Water | |

| 550065-002 Analyte | Result | Qual | Units | RL | MDL | DF | Batch | Prepared | Analyzed | Chemist |
|---|---|---|---|---|---|---|---|---|---|---|
| Method: EPA 1664A<br>Prep Method: METHOD | | | | | | | | | | |
| Total Oil and Grease | **11** | | mg/L | 4.9 | 0.95 | 0.98 | 391559 | 01/04/26 | 01/05/26 | JAG |
| Method: EPA 200.7<br>Prep Method: EPA 3015A | | | | | | | | | | |
| Calcium | **230** | | mg/L | 0.10 | 0.0095 | 1 | 391450 | 01/02/26 | 01/02/26 | SBW |
| Iron | **81** | | mg/L | 0.50 | 0.17 | 10 | 391450 | 01/02/26 | 01/02/26 | SBW |
| Magnesium | **44** | | mg/L | 0.10 | 0.017 | 1 | 391450 | 01/02/26 | 01/02/26 | SBW |
| Potassium | **31** | | mg/L | 0.50 | 0.20 | 1 | 391450 | 01/02/26 | 01/02/26 | SBW |
| Sodium | **49** | | mg/L | 0.50 | 0.017 | 1 | 391450 | 01/02/26 | 01/02/26 | SBW |
| Method: EPA 200.8<br>Prep Method: EPA 3015A | | | | | | | | | | |
| Antimony | **1.5** | J | ug/L | 2.0 | 1.3 | 1 | 391518 | 01/02/26 | 01/07/26 | KAM |
| Arsenic | **19** | | ug/L | 2.0 | 0.30 | 1 | 391518 | 01/02/26 | 01/07/26 | KAM |
| Barium | **770** | | ug/L | 50 | 4.4 | 10 | 391518 | 01/02/26 | 01/07/26 | KAM |
| Beryllium | **2.4** | | ug/L | 1.0 | 0.060 | 1 | 391518 | 01/02/26 | 01/07/26 | KAM |
| Boron | **240** | | ug/L | 100 | 57 | 10 | 391518 | 01/02/26 | 01/07/26 | KAM |
| Cadmium | **1.7** | | ug/L | 1.0 | 0.21 | 1 | 391518 | 01/02/26 | 01/07/26 | KAM |
| Chromium | **67** | | ug/L | 5.0 | 0.40 | 1 | 391518 | 01/02/26 | 01/07/26 | KAM |
| Cobalt | **35** | | ug/L | 1.0 | 0.14 | 1 | 391518 | 01/02/26 | 01/07/26 | KAM |
| Copper | **100** | | ug/L | 3.0 | 0.84 | 1 | 391518 | 01/02/26 | 01/07/26 | KAM |
| Lead | **80** | | ug/L | 5.0 | 0.23 | 1 | 391518 | 01/02/26 | 01/07/26 | KAM |
| Manganese | **1,600** | | ug/L | 100 | 45 | 10 | 391518 | 01/02/26 | 01/07/26 | KAM |
| Nickel | **62** | | ug/L | 5.0 | 0.91 | 1 | 391518 | 01/02/26 | 01/07/26 | KAM |
| Selenium | ND | | ug/L | 10 | 5.0 | 1 | 391518 | 01/02/26 | 01/07/26 | KAM |
| Silver | **0.49** | J | ug/L | 5.0 | 0.37 | 1 | 391518 | 01/02/26 | 01/07/26 | KAM |
| Thallium | **0.53** | J | ug/L | 1.0 | 0.14 | 1 | 391518 | 01/02/26 | 01/07/26 | KAM |
| Tin | ND | | ug/L | 5.0 | 1.5 | 1 | 391518 | 01/02/26 | 01/07/26 | KAM |
| Vanadium | **110** | | ug/L | 5.0 | 0.59 | 1 | 391518 | 01/02/26 | 01/07/26 | KAM |
| Zinc | **600** | | ug/L | 10 | 7.6 | 1 | 391518 | 01/02/26 | 01/07/26 | KAM |
| Method: EPA 245.1<br>Prep Method: EPA 245.1 | | | | | | | | | | |
| Mercury | **0.33** | J | ug/L | 0.40 | 0.089 | 1 | 391597 | 01/05/26 | 01/05/26 | MLL |
| Method: EPA 300.0<br>Prep Method: METHOD | | | | | | | | | | |
| Fluoride | **0.25** | | mg/L | 0.20 | 0.072 | 1 | 391413 | 12/31/25 18:10 | 01/01/26 02:03 | KUM |
| Chloride | **24** | | mg/L | 1.0 | 0.27 | 1 | 391413 | 12/31/25 18:10 | 01/01/26 02:03 | KUM |
| Nitrogen, Nitrite | **0.12** | | mg/L | 0.10 | 0.02 | 1 | 391413 | 12/31/25 18:10 | 01/01/26 02:03 | KUM |
| Bromide | **0.094** | J | mg/L | 0.30 | 0.060 | 1 | 391413 | 12/31/25 18:10 | 01/01/26 02:03 | KUM |
| Nitrogen, Nitrate | **1.8** | | mg/L | 0.10 | 0.05 | 1 | 391413 | 12/31/25 18:10 | 01/01/26 02:03 | KUM |
| Sulfate | **110** | | mg/L | 10 | 2.5 | 10 | 391413 | 12/31/25 18:10 | 01/01/26 02:23 | KUM |



Results for any subcontracted analyses are not included in this section.

ENTHALPY ANALYTICAL

# Analysis Results for 550065

| 550065-002 Analyte | Result | Qual | Units | RL | MDL | DF | Batch | Prepared | Analyzed | Chemist |
|---|---|---|---|---|---|---|---|---|---|---|
| Method: EPA 350.1<br>Prep Method: METHOD | | | | | | | | | | |
| Ammonia-N | **0.37** | | mg/L | 0.10 | 0.068 | 1 | 391593 | 01/05/26 | 01/05/26 | JAK |
| Method: EPA 420.1<br>Prep Method: METHOD | | | | | | | | | | |
| Total Phenolics | **0.014** | | mg/L | 0.010 | 0.0065 | 1 | 392363 | 01/13/26 | 01/13/26 | LVL |
| Method: EPA 625.1<br>Prep Method: EPA 3510C | | | | | | | | | | |
| a-Terpineol | ND | | ug/L | 11 | 2.2 | 1.1 | 391447 | 01/02/26 | 01/03/26 | TJW |
| Pyridine | ND | | ug/L | 11 | 3.0 | 1.1 | 391447 | 01/02/26 | 01/02/26 | TJW |
| Phenol | ND | | ug/L | 11 | 2.2 | 1.1 | 391447 | 01/02/26 | 01/02/26 | TJW |
| 2-Methylphenol | ND | | ug/L | 11 | 3.5 | 1.1 | 391447 | 01/02/26 | 01/02/26 | TJW |
| 3-,4-Methylphenol | ND | | ug/L | 11 | 3.2 | 1.1 | 391447 | 01/02/26 | 01/02/26 | TJW |
| Benzoic acid | ND | | ug/L | 53 | 12 | 1.1 | 391447 | 01/02/26 | 01/02/26 | TJW |
| Naphthalene | ND | | ug/L | 11 | 3.8 | 1.1 | 391447 | 01/02/26 | 01/02/26 | TJW |
| Cresol | ND | | ug/L | 11 | | 1.1 | 391447 | 01/02/26 | 01/02/26 | TJW |
| Method: EPA 8081A<br>Prep Method: EPA 3510C | | | | | | | | | | |
| alpha-BHC | ND | | ug/L | 0.05 | 0.009 | 0.94 | 391575 | 01/04/26 | 01/05/26 | KMB |
| beta-BHC | ND | | ug/L | 0.05 | 0.01 | 0.94 | 391575 | 01/04/26 | 01/05/26 | KMB |
| gamma-BHC | ND | | ug/L | 0.05 | 0.008 | 0.94 | 391575 | 01/04/26 | 01/05/26 | KMB |
| delta-BHC | ND | | ug/L | 0.05 | 0.01 | 0.94 | 391575 | 01/04/26 | 01/05/26 | KMB |
| Heptachlor | ND | | ug/L | 0.05 | 0.01 | 0.94 | 391575 | 01/04/26 | 01/05/26 | KMB |
| Aldrin | ND | | ug/L | 0.05 | 0.01 | 0.94 | 391575 | 01/04/26 | 01/05/26 | KMB |
| Heptachlor epoxide | ND | | ug/L | 0.05 | 0.009 | 0.94 | 391575 | 01/04/26 | 01/05/26 | KMB |
| Endosulfan I | ND | | ug/L | 0.05 | 0.01 | 0.94 | 391575 | 01/04/26 | 01/05/26 | KMB |
| Dieldrin | ND | | ug/L | 0.09 | 0.01 | 0.94 | 391575 | 01/04/26 | 01/05/26 | KMB |
| 4,4'-DDE | ND | | ug/L | 0.09 | 0.01 | 0.94 | 391575 | 01/04/26 | 01/05/26 | KMB |
| Endrin | ND | | ug/L | 0.09 | 0.01 | 0.94 | 391575 | 01/04/26 | 01/05/26 | KMB |
| Endosulfan II | ND | | ug/L | 0.09 | 0.02 | 0.94 | 391575 | 01/04/26 | 01/05/26 | KMB |
| Endosulfan sulfate | ND | | ug/L | 0.09 | 0.01 | 0.94 | 391575 | 01/04/26 | 01/05/26 | KMB |
| 4,4'-DDD | ND | | ug/L | 0.09 | 0.01 | 0.94 | 391575 | 01/04/26 | 01/05/26 | KMB |
| Endrin aldehyde | ND | | ug/L | 0.09 | 0.02 | 0.94 | 391575 | 01/04/26 | 01/05/26 | KMB |
| Endrin ketone | ND | | ug/L | 0.09 | 0.02 | 0.94 | 391575 | 01/04/26 | 01/05/26 | KMB |
| 4,4'-DDT | ND | | ug/L | 0.09 | 0.03 | 0.94 | 391575 | 01/04/26 | 01/05/26 | KMB |
| Methoxychlor | ND | | ug/L | 0.09 | 0.03 | 0.94 | 391575 | 01/04/26 | 01/05/26 | KMB |
| Toxaphene | ND | | ug/L | 1.9 | 0.4 | 0.94 | 391575 | 01/04/26 | 01/05/26 | KMB |
| Chlordane (Technical) | ND | | ug/L | 0.9 | 0.2 | 0.94 | 391575 | 01/04/26 | 01/05/26 | KMB |
| **Surrogates** | | | | **Limits** | | | | | | |
| TCMX | 87% | | %REC | 29-120 | | 0.94 | 391575 | 01/04/26 | 01/05/26 | KMB |
| Decachlorobiphenyl | 84% | | %REC | 33-132 | | 0.94 | 391575 | 01/04/26 | 01/05/26 | KMB |
| Method: EPA 8082<br>Prep Method: EPA 3510C | | | | | | | | | | |
| Aroclor-1016 | ND | | ug/L | 0.47 | 0.29 | 0.94 | 391575 | 01/04/26 | 01/05/26 | KMB |
| Aroclor-1221 | ND | | ug/L | 0.47 | 0.44 | 0.94 | 391575 | 01/04/26 | 01/05/26 | KMB |
| Aroclor-1232 | ND | | ug/L | 0.47 | 0.26 | 0.94 | 391575 | 01/04/26 | 01/05/26 | KMB |
| Aroclor-1242 | ND | | ug/L | 0.47 | 0.27 | 0.94 | 391575 | 01/04/26 | 01/05/26 | KMB |
| Aroclor-1248 | ND | | ug/L | 0.47 | 0.22 | 0.94 | 391575 | 01/04/26 | 01/05/26 | KMB |
| Aroclor-1254 | ND | | ug/L | 0.47 | 0.25 | 0.94 | 391575 | 01/04/26 | 01/05/26 | KMB |
| Aroclor-1260 | ND | | ug/L | 0.47 | 0.31 | 0.94 | 391575 | 01/04/26 | 01/05/26 | KMB |
| Aroclor-1262 | ND | | ug/L | 0.47 | 0.28 | 0.94 | 391575 | 01/04/26 | 01/05/26 | KMB |



Results for any subcontracted analyses are not included in this section.

ENTHALPY ANALYTICAL

# Analysis Results for 550065

| 550065-002 Analyte | Result | Qual | Units | RL | MDL | DF | Batch | Prepared | Analyzed | Chemist |
|---|---|---|---|---|---|---|---|---|---|---|
| Aroclor-1268 | ND | | ug/L | 0.47 | 0.24 | 0.94 | 391575 | 01/04/26 | 01/05/26 | KMB |
| **Surrogates** | | | | **Limits** | | | | | | |
| Decachlorobiphenyl (PCB) | 68% | | %REC | 28-138 | | 0.94 | 391575 | 01/04/26 | 01/05/26 | KMB |
| Method: EPA 8260B<br>Prep Method: EPA 5030B | | | | | | | | | | |
| Carbon Disulfide | ND | | ug/L | 5.0 | 0.1 | 1 | 391466 | 01/02/26 | 01/02/26 | HMN |
| Chloroprene | ND | | ug/L | 200 | 2.7 | 1 | 391466 | 01/02/26 | 01/02/26 | HMN |
| 3-Chloropropene | ND | | ug/L | 5.0 | 0.2 | 1 | 391466 | 01/02/26 | 01/02/26 | HMN |
| Ethyl methacrylate | ND | | ug/L | 50 | 3.9 | 1 | 391466 | 01/02/26 | 01/02/26 | HMN |
| Ethanol | ND | | ug/L | 500 | 160 | 1 | 391466 | 01/02/26 | 01/02/26 | HMN |
| 2-Hexanone | ND | | ug/L | 5.0 | 1.3 | 1 | 391466 | 01/02/26 | 01/02/26 | HMN |
| Isopropanol (IPA) | ND | | ug/L | 200 | 96 | 1 | 391466 | 01/02/26 | 01/02/26 | HMN |
| Methyl acrylonitrile | ND | | ug/L | 35 | 4.2 | 1 | 391466 | 01/02/26 | 01/02/26 | HMN |
| Vinyl Acetate | ND | | ug/L | 50 | 3.2 | 1 | 391466 | 01/02/26 | 01/02/26 | HMN |
| Acrolein | ND | | ug/L | 200 | 2.6 | 1 | 391466 | 01/02/26 | 01/02/26 | HMN |
| Acrylonitrile | ND | | ug/L | 10 | 0.7 | 1 | 391466 | 01/02/26 | 01/02/26 | HMN |
| Freon 12 | ND | | ug/L | 5.0 | 0.2 | 1 | 391466 | 01/02/26 | 01/02/26 | HMN |
| Chloromethane | ND | | ug/L | 5.0 | 0.09 | 1 | 391466 | 01/02/26 | 01/02/26 | HMN |
| Vinyl Chloride | ND | | ug/L | 5.0 | 0.1 | 1 | 391466 | 01/02/26 | 01/02/26 | HMN |
| Bromomethane | ND | | ug/L | 5.0 | 0.1 | 1 | 391466 | 01/02/26 | 01/02/26 | HMN |
| Chloroethane | ND | | ug/L | 5.0 | 0.1 | 1 | 391466 | 01/02/26 | 01/02/26 | HMN |
| Trichlorofluoromethane | ND | | ug/L | 5.0 | 0.1 | 1 | 391466 | 01/02/26 | 01/02/26 | HMN |
| Iodomethane | ND | | ug/L | 5.0 | | 1 | 391466 | 01/02/26 | 01/02/26 | HMN |
| Acetone | ND | | ug/L | 100 | 14 | 1 | 391466 | 01/02/26 | 01/02/26 | HMN |
| Freon 113 | ND | | ug/L | 5.0 | 0.1 | 1 | 391466 | 01/02/26 | 01/02/26 | HMN |
| 1,1-Dichloroethene | ND | | ug/L | 5.0 | 0.1 | 1 | 391466 | 01/02/26 | 01/02/26 | HMN |
| Methylene Chloride | ND | | ug/L | 10 | 0.2 | 1 | 391466 | 01/02/26 | 01/02/26 | HMN |
| MTBE | ND | | ug/L | 5.0 | 0.1 | 1 | 391466 | 01/02/26 | 01/02/26 | HMN |
| trans-1,2-Dichloroethene | ND | | ug/L | 5.0 | 0.1 | 1 | 391466 | 01/02/26 | 01/02/26 | HMN |
| 1,1-Dichloroethane | ND | | ug/L | 5.0 | 0.09 | 1 | 391466 | 01/02/26 | 01/02/26 | HMN |
| 2-Butanone | **2.7** | J | ug/L | 10 | 1.3 | 1 | 391466 | 01/02/26 | 01/02/26 | HMN |
| cis-1,2-Dichloroethene | ND | | ug/L | 5.0 | 0.1 | 1 | 391466 | 01/02/26 | 01/02/26 | HMN |
| 2,2-Dichloropropane | ND | | ug/L | 5.0 | 0.2 | 1 | 391466 | 01/02/26 | 01/02/26 | HMN |
| Chloroform | ND | | ug/L | 5.0 | 0.08 | 1 | 391466 | 01/02/26 | 01/02/26 | HMN |
| Bromochloromethane | ND | | ug/L | 5.0 | 0.1 | 1 | 391466 | 01/02/26 | 01/02/26 | HMN |
| 1,1,1-Trichloroethane | ND | | ug/L | 5.0 | 0.1 | 1 | 391466 | 01/02/26 | 01/02/26 | HMN |
| 1,1-Dichloropropene | ND | | ug/L | 5.0 | 0.1 | 1 | 391466 | 01/02/26 | 01/02/26 | HMN |
| Carbon Tetrachloride | ND | | ug/L | 5.0 | 0.1 | 1 | 391466 | 01/02/26 | 01/02/26 | HMN |
| 1,2-Dichloroethane | ND | | ug/L | 5.0 | 0.2 | 1 | 391466 | 01/02/26 | 01/02/26 | HMN |
| Benzene | ND | | ug/L | 1.0 | 0.1 | 1 | 391466 | 01/02/26 | 01/02/26 | HMN |
| Trichloroethene | ND | | ug/L | 5.0 | 0.1 | 1 | 391466 | 01/02/26 | 01/02/26 | HMN |
| 1,2-Dichloropropane | ND | | ug/L | 5.0 | 0.09 | 1 | 391466 | 01/02/26 | 01/02/26 | HMN |
| Bromodichloromethane | ND | | ug/L | 5.0 | 0.07 | 1 | 391466 | 01/02/26 | 01/02/26 | HMN |
| Dibromomethane | ND | | ug/L | 5.0 | 0.1 | 1 | 391466 | 01/02/26 | 01/02/26 | HMN |
| 4-Methyl-2-Pentanone | ND | | ug/L | 5.0 | 1.0 | 1 | 391466 | 01/02/26 | 01/02/26 | HMN |
| cis-1,3-Dichloropropene | ND | | ug/L | 5.0 | 0.1 | 1 | 391466 | 01/02/26 | 01/02/26 | HMN |
| Toluene | ND | | ug/L | 5.0 | 0.1 | 1 | 391466 | 01/02/26 | 01/02/26 | HMN |
| trans-1,3-Dichloropropene | ND | | ug/L | 5.0 | 0.09 | 1 | 391466 | 01/02/26 | 01/02/26 | HMN |
| 1,1,2-Trichloroethane | ND | | ug/L | 5.0 | 0.1 | 1 | 391466 | 01/02/26 | 01/02/26 | HMN |
| 1,3-Dichloropropane | ND | | ug/L | 5.0 | 0.07 | 1 | 391466 | 01/02/26 | 01/02/26 | HMN |
| Tetrachloroethene | ND | | ug/L | 5.0 | 0.2 | 1 | 391466 | 01/02/26 | 01/02/26 | HMN |
| Dibromochloromethane | ND | | ug/L | 5.0 | 0.1 | 1 | 391466 | 01/02/26 | 01/02/26 | HMN |



Results for any subcontracted analyses are not included in this section.

ENTHALPY ANALYTICAL

# Analysis Results for 550065

| 550065-002 Analyte | Result | Qual | Units | RL | MDL | DF | Batch | Prepared | Analyzed | Chemist |
|---|---|---|---|---|---|---|---|---|---|---|
| 1,2-Dibromoethane | ND | | ug/L | 5.0 | 0.1 | 1 | 391466 | 01/02/26 | 01/02/26 | HMN |
| Chlorobenzene | ND | | ug/L | 5.0 | 0.1 | 1 | 391466 | 01/02/26 | 01/02/26 | HMN |
| 1,1,1,2-Tetrachloroethane | ND | | ug/L | 5.0 | 0.07 | 1 | 391466 | 01/02/26 | 01/02/26 | HMN |
| Ethylbenzene | ND | | ug/L | 5.0 | 0.1 | 1 | 391466 | 01/02/26 | 01/02/26 | HMN |
| m,p-Xylenes | ND | | ug/L | 5.0 | 0.2 | 1 | 391466 | 01/02/26 | 01/02/26 | HMN |
| o-Xylene | ND | | ug/L | 5.0 | 0.1 | 1 | 391466 | 01/02/26 | 01/02/26 | HMN |
| Styrene | ND | | ug/L | 5.0 | 0.1 | 1 | 391466 | 01/02/26 | 01/02/26 | HMN |
| Bromoform | ND | | ug/L | 5.0 | 0.06 | 1 | 391466 | 01/02/26 | 01/02/26 | HMN |
| Isopropylbenzene | ND | | ug/L | 5.0 | 0.1 | 1 | 391466 | 01/02/26 | 01/02/26 | HMN |
| 1,1,2,2-Tetrachloroethane | ND | | ug/L | 5.0 | 0.1 | 1 | 391466 | 01/02/26 | 01/02/26 | HMN |
| 1,2,3-Trichloropropane | ND | | ug/L | 5.0 | 0.3 | 1 | 391466 | 01/02/26 | 01/02/26 | HMN |
| Propylbenzene | ND | | ug/L | 5.0 | 0.1 | 1 | 391466 | 01/02/26 | 01/02/26 | HMN |
| Bromobenzene | ND | | ug/L | 5.0 | 0.1 | 1 | 391466 | 01/02/26 | 01/02/26 | HMN |
| 1,3,5-Trimethylbenzene | ND | | ug/L | 5.0 | 0.1 | 1 | 391466 | 01/02/26 | 01/02/26 | HMN |
| 2-Chlorotoluene | ND | | ug/L | 5.0 | 0.1 | 1 | 391466 | 01/02/26 | 01/02/26 | HMN |
| 4-Chlorotoluene | ND | | ug/L | 5.0 | 0.2 | 1 | 391466 | 01/02/26 | 01/02/26 | HMN |
| tert-Butylbenzene | ND | | ug/L | 5.0 | 0.1 | 1 | 391466 | 01/02/26 | 01/02/26 | HMN |
| 1,2,4-Trimethylbenzene | ND | | ug/L | 5.0 | 0.1 | 1 | 391466 | 01/02/26 | 01/02/26 | HMN |
| sec-Butylbenzene | ND | | ug/L | 5.0 | 0.2 | 1 | 391466 | 01/02/26 | 01/02/26 | HMN |
| para-Isopropyl Toluene | ND | | ug/L | 5.0 | 0.2 | 1 | 391466 | 01/02/26 | 01/02/26 | HMN |
| 1,3-Dichlorobenzene | ND | | ug/L | 5.0 | 0.1 | 1 | 391466 | 01/02/26 | 01/02/26 | HMN |
| 1,4-Dichlorobenzene | ND | | ug/L | 5.0 | 0.2 | 1 | 391466 | 01/02/26 | 01/02/26 | HMN |
| n-Butylbenzene | ND | | ug/L | 5.0 | 0.1 | 1 | 391466 | 01/02/26 | 01/02/26 | HMN |
| 1,2-Dichlorobenzene | ND | | ug/L | 5.0 | 0.1 | 1 | 391466 | 01/02/26 | 01/02/26 | HMN |
| 1,2-Dibromo-3-Chloropropane | ND | | ug/L | 5.0 | 0.6 | 1 | 391466 | 01/02/26 | 01/02/26 | HMN |
| 1,2,4-Trichlorobenzene | ND | | ug/L | 5.0 | 0.3 | 1 | 391466 | 01/02/26 | 01/02/26 | HMN |
| Hexachlorobutadiene | ND | | ug/L | 5.0 | 0.3 | 1 | 391466 | 01/02/26 | 01/02/26 | HMN |
| 1,2,3-Trichlorobenzene | ND | | ug/L | 5.0 | 0.3 | 1 | 391466 | 01/02/26 | 01/02/26 | HMN |
| cis-1,4-Dichloro-2-butene | ND | | ug/L | 5.0 | 0.3 | 1 | 391466 | 01/02/26 | 01/02/26 | HMN |
| trans-1,4-Dichloro-2-butene | ND | | ug/L | 5.0 | 0.3 | 1 | 391466 | 01/02/26 | 01/02/26 | HMN |
| Xylene (total) | ND | | ug/L | 5.0 | | 1 | 391466 | 01/02/26 | 01/02/26 | HMN |
| **Surrogates** | | | | **Limits** | | | | | | |
| Dibromofluoromethane | 104% | | %REC | 70-130 | | 1 | 391466 | 01/02/26 | 01/02/26 | HMN |
| 1,2-Dichloroethane-d4 | 100% | | %REC | 70-130 | | 1 | 391466 | 01/02/26 | 01/02/26 | HMN |
| Toluene-d8 | 99% | | %REC | 70-130 | | 1 | 391466 | 01/02/26 | 01/02/26 | HMN |
| Bromofluorobenzene | 91% | | %REC | 70-130 | | 1 | 391466 | 01/02/26 | 01/02/26 | HMN |
| Method: EPA 8270C-SIM<br>Prep Method: EPA 3535 | | | | | | | | | | |
| 1,4-Dioxane | ND | | ug/L | 1.0 | 0.87 | 1 | 391462 | 01/02/26 | 01/08/26 | ZFA |
| **Surrogates** | | | | **Limits** | | | | | | |
| 1,4-Dioxane-d8 (SUR) | 99% | | %REC | 80-120 | | 1 | 391462 | 01/02/26 | 01/08/26 | ZFA |
| Method: EPA 8270C<br>Prep Method: EPA 3510C | | | | | | | | | | |
| Carbazole | ND | | ug/L | 11 | 2.9 | 1.1 | 391447 | 01/02/26 | 01/02/26 | TJW |
| N-Nitrosodimethylamine | ND | | ug/L | 11 | 3.1 | 1.1 | 391447 | 01/02/26 | 01/02/26 | TJW |
| Aniline | ND | | ug/L | 11 | 3.0 | 1.1 | 391447 | 01/02/26 | 01/02/26 | TJW |
| bis(2-Chloroethyl)ether | ND | | ug/L | 27 | 4.0 | 1.1 | 391447 | 01/02/26 | 01/02/26 | TJW |
| 2-Chlorophenol | ND | | ug/L | 11 | 3.9 | 1.1 | 391447 | 01/02/26 | 01/02/26 | TJW |
| 1,3-Dichlorobenzene | ND | | ug/L | 11 | 3.5 | 1.1 | 391447 | 01/02/26 | 01/02/26 | TJW |
| 1,4-Dichlorobenzene | ND | | ug/L | 11 | 3.6 | 1.1 | 391447 | 01/02/26 | 01/02/26 | TJW |



Results for any subcontracted analyses are not included in this section.

ENTHALPY ANALYTICAL

# Analysis Results for 550065

| 550065-002 Analyte | Result | Qual | Units | RL | MDL | DF | Batch | Prepared | Analyzed | Chemist |
|---|---|---|---|---|---|---|---|---|---|---|
| Benzyl alcohol | ND | | ug/L | 27 | 6.1 | 1.1 | 391447 | 01/02/26 | 01/02/26 | TJW |
| 1,2-Dichlorobenzene | ND | | ug/L | 11 | 3.5 | 1.1 | 391447 | 01/02/26 | 01/02/26 | TJW |
| bis(2-Chloroisopropyl) ether | ND | | ug/L | 11 | 4.1 | 1.1 | 391447 | 01/02/26 | 01/02/26 | TJW |
| N-Nitroso-di-n-propylamine | ND | | ug/L | 11 | 4.1 | 1.1 | 391447 | 01/02/26 | 01/02/26 | TJW |
| Hexachloroethane | ND | | ug/L | 11 | 3.2 | 1.1 | 391447 | 01/02/26 | 01/02/26 | TJW |
| Nitrobenzene | ND | | ug/L | 27 | 8.9 | 1.1 | 391447 | 01/02/26 | 01/02/26 | TJW |
| Isophorone | ND | | ug/L | 11 | 3.9 | 1.1 | 391447 | 01/02/26 | 01/02/26 | TJW |
| 2-Nitrophenol | ND | | ug/L | 11 | 5.8 | 1.1 | 391447 | 01/02/26 | 01/02/26 | TJW |
| 2,4-Dimethylphenol | ND | | ug/L | 11 | 3.5 | 1.1 | 391447 | 01/02/26 | 01/02/26 | TJW |
| bis(2-Chloroethoxy)methane | ND | | ug/L | 11 | 3.9 | 1.1 | 391447 | 01/02/26 | 01/02/26 | TJW |
| 2,4-Dichlorophenol | ND | | ug/L | 11 | 3.9 | 1.1 | 391447 | 01/02/26 | 01/02/26 | TJW |
| 1,2,4-Trichlorobenzene | ND | | ug/L | 11 | 3.7 | 1.1 | 391447 | 01/02/26 | 01/02/26 | TJW |
| 4-Chloroaniline | ND | | ug/L | 11 | 3.3 | 1.1 | 391447 | 01/02/26 | 01/02/26 | TJW |
| Hexachlorobutadiene | ND | | ug/L | 11 | 2.4 | 1.1 | 391447 | 01/02/26 | 01/02/26 | TJW |
| 4-Chloro-3-methylphenol | ND | | ug/L | 11 | 3.8 | 1.1 | 391447 | 01/02/26 | 01/02/26 | TJW |
| 2-Methylnaphthalene | ND | | ug/L | 11 | 3.6 | 1.1 | 391447 | 01/02/26 | 01/02/26 | TJW |
| Hexachlorocyclopentadiene | ND | | ug/L | 27 | 8.3 | 1.1 | 391447 | 01/02/26 | 01/02/26 | TJW |
| 2,4,6-Trichlorophenol | ND | | ug/L | 11 | 4.3 | 1.1 | 391447 | 01/02/26 | 01/02/26 | TJW |
| 2,4,5-Trichlorophenol | ND | | ug/L | 11 | 4.0 | 1.1 | 391447 | 01/02/26 | 01/02/26 | TJW |
| 2-Chloronaphthalene | ND | | ug/L | 11 | 3.6 | 1.1 | 391447 | 01/02/26 | 01/02/26 | TJW |
| 2-Nitroaniline | ND | | ug/L | 53 | 4.6 | 1.1 | 391447 | 01/02/26 | 01/02/26 | TJW |
| Dimethylphthalate | ND | | ug/L | 11 | 3.6 | 1.1 | 391447 | 01/02/26 | 01/02/26 | TJW |
| Acenaphthylene | ND | | ug/L | 11 | 4.1 | 1.1 | 391447 | 01/02/26 | 01/02/26 | TJW |
| 2,6-Dinitrotoluene | ND | | ug/L | 11 | 4.7 | 1.1 | 391447 | 01/02/26 | 01/02/26 | TJW |
| 3-Nitroaniline | ND | | ug/L | 11 | 4.2 | 1.1 | 391447 | 01/02/26 | 01/02/26 | TJW |
| Acenaphthene | ND | | ug/L | 11 | 3.4 | 1.1 | 391447 | 01/02/26 | 01/02/26 | TJW |
| 2,4-Dinitrophenol | ND | | ug/L | 53 | 16 | 1.1 | 391447 | 01/02/26 | 01/02/26 | TJW |
| 4-Nitrophenol | ND | | ug/L | 11 | 9.0 | 1.1 | 391447 | 01/02/26 | 01/02/26 | TJW |
| Dibenzofuran | ND | | ug/L | 11 | 3.4 | 1.1 | 391447 | 01/02/26 | 01/02/26 | TJW |
| 2,4-Dinitrotoluene | ND | | ug/L | 11 | 4.5 | 1.1 | 391447 | 01/02/26 | 01/02/26 | TJW |
| Diethylphthalate | ND | | ug/L | 11 | 3.1 | 1.1 | 391447 | 01/02/26 | 01/02/26 | TJW |
| Fluorene | ND | | ug/L | 11 | 3.3 | 1.1 | 391447 | 01/02/26 | 01/02/26 | TJW |
| 4-Chlorophenyl-phenylether | ND | | ug/L | 11 | 3.2 | 1.1 | 391447 | 01/02/26 | 01/02/26 | TJW |
| 4-Nitroaniline | ND | | ug/L | 11 | 3.6 | 1.1 | 391447 | 01/02/26 | 01/02/26 | TJW |
| 4,6-Dinitro-2-methylphenol | ND | | ug/L | 53 | 18 | 1.1 | 391447 | 01/02/26 | 01/02/26 | TJW |
| N-Nitrosodiphenylamine | ND | | ug/L | 11 | 4.2 | 1.1 | 391447 | 01/02/26 | 01/02/26 | TJW |
| 1,2-diphenylhydrazine (as azobenzene) | ND | | ug/L | 11 | 3.1 | 1.1 | 391447 | 01/02/26 | 01/02/26 | TJW |
| 4-Bromophenyl-phenylether | ND | | ug/L | 11 | 3.5 | 1.1 | 391447 | 01/02/26 | 01/02/26 | TJW |
| Hexachlorobenzene | ND | | ug/L | 11 | 3.2 | 1.1 | 391447 | 01/02/26 | 01/02/26 | TJW |
| Pentachlorophenol | ND | | ug/L | 27 | 6.0 | 1.1 | 391447 | 01/02/26 | 01/02/26 | TJW |
| Phenanthrene | ND | | ug/L | 11 | 3.1 | 1.1 | 391447 | 01/02/26 | 01/02/26 | TJW |
| Anthracene | ND | | ug/L | 11 | 3.0 | 1.1 | 391447 | 01/02/26 | 01/02/26 | TJW |
| Di-n-butylphthalate | ND | | ug/L | 11 | 3.2 | 1.1 | 391447 | 01/02/26 | 01/02/26 | TJW |
| Fluoranthene | ND | | ug/L | 11 | 3.0 | 1.1 | 391447 | 01/02/26 | 01/02/26 | TJW |
| Benzidine | ND | | ug/L | 53 | 20 | 1.1 | 391447 | 01/02/26 | 01/02/26 | TJW |
| Pyrene | ND | | ug/L | 11 | 2.9 | 1.1 | 391447 | 01/02/26 | 01/02/26 | TJW |
| Butylbenzylphthalate | ND | | ug/L | 11 | 3.9 | 1.1 | 391447 | 01/02/26 | 01/02/26 | TJW |
| 3,3'-Dichlorobenzidine | ND | | ug/L | 27 | 5.5 | 1.1 | 391447 | 01/02/26 | 01/02/26 | TJW |
| Benzo(a)anthracene | ND | | ug/L | 11 | 2.6 | 1.1 | 391447 | 01/02/26 | 01/02/26 | TJW |
| Chrysene | ND | | ug/L | 11 | 2.6 | 1.1 | 391447 | 01/02/26 | 01/02/26 | TJW |
| bis(2-Ethylhexyl)phthalate | ND | | ug/L | 11 | 3.5 | 1.1 | 391447 | 01/02/26 | 01/02/26 | TJW |



Results for any subcontracted analyses are not included in this section.

ENTHALPY ANALYTICAL

# Analysis Results for 550065

| 550065-002 Analyte | Result | Qual | Units | RL | MDL | DF | Batch | Prepared | Analyzed | Chemist |
|---|---|---|---|---|---|---|---|---|---|---|
| Di-n-octylphthalate | ND | | ug/L | 11 | 5.0 | 1.1 | 391447 | 01/02/26 | 01/02/26 | TJW |
| Benzo(b)fluoranthene | ND | | ug/L | 11 | 3.2 | 1.1 | 391447 | 01/02/26 | 01/02/26 | TJW |
| Benzo(k)fluoranthene | ND | | ug/L | 11 | 3.3 | 1.1 | 391447 | 01/02/26 | 01/02/26 | TJW |
| Benzo(a)pyrene | ND | | ug/L | 11 | 3.3 | 1.1 | 391447 | 01/02/26 | 01/02/26 | TJW |
| Indeno(1,2,3-cd)pyrene | ND | | ug/L | 11 | 4.5 | 1.1 | 391447 | 01/02/26 | 01/02/26 | TJW |
| Dibenz(a,h)anthracene | ND | | ug/L | 11 | 4.4 | 1.1 | 391447 | 01/02/26 | 01/02/26 | TJW |
| Benzo(g,h,i)perylene | ND | | ug/L | 11 | 4.4 | 1.1 | 391447 | 01/02/26 | 01/02/26 | TJW |
| **Surrogates** | | | | **Limits** | | | | | | |
| 2-Fluorophenol | 43% | | %REC | 15-120 | | 1.1 | 391447 | 01/02/26 | 01/02/26 | TJW |
| Phenol-d6 | 28% | | %REC | 15-120 | | 1.1 | 391447 | 01/02/26 | 01/02/26 | TJW |
| 2,4,6-Tribromophenol | 95% | | %REC | 15-140 | | 1.1 | 391447 | 01/02/26 | 01/02/26 | TJW |
| Nitrobenzene-d5 | 90% | | %REC | 15-123 | | 1.1 | 391447 | 01/02/26 | 01/02/26 | TJW |
| 2-Fluorobiphenyl | 87% | | %REC | 15-120 | | 1.1 | 391447 | 01/02/26 | 01/02/26 | TJW |
| Terphenyl-d14 | 86% | | %REC | 15-120 | | 1.1 | 391447 | 01/02/26 | 01/02/26 | TJW |
| Method: SM 4500-CN-E<br>Prep Method: METHOD | | | | | | | | | | |
| Cyanide | ND | | mg/L | 0.0050 | 0.0017 | 0.5 | 391494 | 01/02/26 | 01/05/26 | CKN |
| Method: SM 4500-S2-D<br>Prep Method: METHOD | | | | | | | | | | |
| Sulfide | ND | | mg/L | 0.10 | | 1 | 391530 | 01/03/26 | 01/03/26 | TXC |
| Method: SM 5310B<br>Prep Method: SM 5310B | | | | | | | | | | |
| Total Organic Carbon | **20** | | mg/L | 1.0 | 0.49 | 1 | 391521 | 01/03/26 | 01/03/26 | BDR |
| Method: SM 9221B<br>Prep Method: METHOD | | | | | | | | | | |
| Coliform, Total | **>1,600** | | MPN/100ml | 1.8 | | 1 | 391444 | 12/31/25 17:54 | 01/02/26 14:23 | BPH |
| Method: SM 9221F | | | | | | | | | | |
| Coliform, E. Coli | **350** | | MPN/100ml | 1.8 | | 1 | 391444 | 12/31/25 17:54 | 01/02/26 14:23 | BPH |
| Method: SM2130B | | | | | | | | | | |
| Turbidity | **4,400** | | NTU | 0.40 | 0.25 | 2 | 391491 | 01/02/26 11:39 | 01/02/26 11:39 | LVL |
| Method: SM2320B<br>Prep Method: METHOD | | | | | | | | | | |
| Bicarbonate | **94** | | mg/L | 3.0 | | 1.3 | 391737 | 01/06/26 | 01/06/26 | WWC |
| Alkalinity, Total as CaCO3 | **77** | | mg/L | 2.5 | | 1.3 | 391737 | 01/06/26 | 01/06/26 | WWC |
| Method: SM2510B<br>Prep Method: METHOD | | | | | | | | | | |
| Specific Conductance | **550** | | umhos/cm | 1.0 | | 1 | 391572 | 01/04/26 | 01/04/26 | CDR |
| Method: SM2540C<br>Prep Method: METHOD | | | | | | | | | | |
| Total Dissolved Solids | **560** | | mg/L | 20 | | 2 | 391571 | 01/04/26 | 01/05/26 | CDR |
| Method: SM2540D<br>Prep Method: METHOD | | | | | | | | | | |
| Total Suspended Solids | **2,900** | | mg/L | 0.5 | | 1 | 391513 | 01/02/26 | 01/05/26 | TRR |
| Method: SM5210B<br>Prep Method: METHOD | | | | | | | | | | |
| Biochemical Oxygen Demand | **10** | | mg/L | 3.0 | | 1 | 391455 | 01/02/26 12:05 | 01/07/26 10:41 | ARM |



Results for any subcontracted analyses are not included in this section.

# Analysis Results for 550065

| 550065-002 Analyte | Result | Qual | Units | RL | MDL | DF | Batch | Prepared | Analyzed | Chemist |
|---|---|---|---|---|---|---|---|---|---|---|
| Method: SM5220D<br>Prep Method: SM 5220D | | | | | | | | | | |
| Chemical Oxygen Demand | **270** | | mg/L | 4.0 | 2.0 | 1 | 392075 | 01/09/26 | 01/09/26 | ARM |

> Value exceeds indicated concentration
J Estimated value
ND Not Detected



Results for any subcontracted analyses are not included in this section.

ENTHALPY ANALYTICAL

# Batch QC

| | | |
|---|---|---|
| **Type:** Blank | **Lab ID:** QC1327554 | **Batch:** 391559 |
| **Matrix:** Water | **Method:** EPA 1664A | **Prep Method:** METHOD |

| QC1327554 Analyte | Result | Qual | Units | RL | MDL | Prepared | Analyzed |
|---|---|---|---|---|---|---|---|
| Total Oil and Grease | ND | | mg/L | 5.0 | 0.97 | 01/04/26 | 01/05/26 |

| | | |
|---|---|---|
| **Type:** Lab Control Sample | **Lab ID:** QC1327555 | **Batch:** 391559 |
| **Matrix:** Water | **Method:** EPA 1664A | **Prep Method:** METHOD |

| QC1327555 Analyte | Result | Spiked | Units | Recovery | Qual | Limits |
|---|---|---|---|---|---|---|
| Total Oil and Grease | 32.50 | 40.00 | mg/L | 81% | | 78-114 |

| | | |
|---|---|---|
| **Type:** Lab Control Sample Duplicate | **Lab ID:** QC1327556 | **Batch:** 391559 |
| **Matrix:** Water | **Method:** EPA 1664A | **Prep Method:** METHOD |

| QC1327556 Analyte | Result | Spiked | Units | Recovery | Qual | Limits | RPD | RPD Lim |
|---|---|---|---|---|---|---|---|---|
| Total Oil and Grease | 35.10 | 40.00 | mg/L | 88% | | 78-114 | 8 | 18 |

| | | |
|---|---|---|
| **Type:** Matrix Spike | **Lab ID:** QC1327157 | **Batch:** 391450 |
| **Matrix (Source ID):** Water (550042-001) | **Method:** EPA 200.7 | **Prep Method:** EPA 3015A |

| QC1327157 Analyte | Result | Source Sample Result | Spiked | Units | Recovery | Qual | Limits | DF |
|---|---|---|---|---|---|---|---|---|
| Calcium | 59.82 | 40.98 | 20.40 | mg/L | 92% | | 75-125 | 1 |
| Iron | 0.8913 | 0.5655 | 0.4000 | mg/L | 81% | | 75-125 | 1 |
| Magnesium | 29.17 | 8.678 | 20.40 | mg/L | 100% | | 75-125 | 1 |
| Potassium | 55.10 | 30.36 | 24.00 | mg/L | 103% | | 75-125 | 1 |
| Sodium | 464.1 | 450.0 | 20.40 | mg/L | 69% | NM | 75-125 | 1 |

| | | |
|---|---|---|
| **Type:** Matrix Spike Duplicate | **Lab ID:** QC1327158 | **Batch:** 391450 |
| **Matrix (Source ID):** Water (550042-001) | **Method:** EPA 200.7 | **Prep Method:** EPA 3015A |

| QC1327158 Analyte | Result | Source Sample Result | Spiked | Units | Recovery | Qual | Limits | RPD | RPD Lim | DF |
|---|---|---|---|---|---|---|---|---|---|---|
| Calcium | 59.39 | 40.98 | 20.40 | mg/L | 90% | | 75-125 | 1 | 20 | 1 |
| Iron | 0.8887 | 0.5655 | 0.4000 | mg/L | 81% | | 75-125 | 0 | 20 | 1 |
| Magnesium | 28.67 | 8.678 | 20.40 | mg/L | 98% | | 75-125 | 2 | 20 | 1 |
| Potassium | 54.57 | 30.36 | 24.00 | mg/L | 101% | | 75-125 | 1 | 20 | 1 |
| Sodium | 464.6 | 450.0 | 20.40 | mg/L | 72% | NM | 75-125 | 0 | 20 | 1 |

ENTHALPY ANALYTICAL

# Batch QC

| | | | | | |
|---|---|---|---|---|---|
| **Type:** | **Blank** | **Lab ID:** | **QC1327159** | **Batch:** | **391450** |
| **Matrix:** | **Water** | **Method:** | **EPA 200.7** | **Prep Method:** | **EPA 3015A** |

| QC1327159 Analyte | Result | Qual | Units | RL | MDL | Prepared | Analyzed |
|---|---|---|---|---|---|---|---|
| Calcium | ND | | mg/L | 0.10 | 0.0095 | 01/02/26 | 01/02/26 |
| Iron | ND | | mg/L | 0.020 | 0.017 | 01/02/26 | 01/02/26 |
| Magnesium | ND | | mg/L | 0.10 | 0.017 | 01/02/26 | 01/02/26 |
| Potassium | ND | | mg/L | 0.50 | 0.20 | 01/02/26 | 01/02/26 |
| Sodium | ND | | mg/L | 0.50 | 0.017 | 01/02/26 | 01/02/26 |

| | | | | | |
|---|---|---|---|---|---|
| **Type:** | **Lab Control Sample** | **Lab ID:** | **QC1327160** | **Batch:** | **391450** |
| **Matrix:** | **Water** | **Method:** | **EPA 200.7** | **Prep Method:** | **EPA 3015A** |

| QC1327160 Analyte | Result | Spiked | Units | Recovery | Qual | Limits |
|---|---|---|---|---|---|---|
| Calcium | 19.94 | 20.40 | mg/L | 98% | | 85-115 |
| Iron | 0.3892 | 0.4000 | mg/L | 97% | | 85-115 |
| Magnesium | 21.16 | 20.40 | mg/L | 104% | | 85-115 |
| Potassium | 24.13 | 24.00 | mg/L | 101% | | 85-115 |
| Sodium | 20.56 | 20.40 | mg/L | 101% | | 85-115 |

| | | | | | |
|---|---|---|---|---|---|
| **Type:** | **Serial Dilution** | **Lab ID:** | **QC1327286** | **Batch:** | **391450** |
| **Matrix (Source ID):** | **Water (550065-002)** | **Method:** | **EPA 200.7** | **Prep Method:** | **EPA 3015A** |

| QC1327286 Analyte | Result | Source Sample Result | Units | Qual | RPD | RPD Lim | DF |
|---|---|---|---|---|---|---|---|
| Calcium | 241.3 | 230.7 | mg/L | | | | 5 |
| Iron | 86.26 | 81.02 | mg/L | | | | 50 |
| Magnesium | 45.69 | 43.64 | mg/L | | | | 5 |
| Potassium | 30.75 | 30.93 | mg/L | | | | 5 |
| Sodium | 49.87 | 49.11 | mg/L | | | | 5 |

ENTHALPY ANALYTICAL

# Batch QC

| Type: Lab Control Sample | Lab ID: QC1327405 | Batch: 391518 |
|---|---|---|
| Matrix: Filtrate | Method: EPA 200.8 | Prep Method: EPA 3015A |

| QC1327405 Analyte | Result | Spiked | Units | Recovery | Qual | Limits |
|---|---|---|---|---|---|---|
| Antimony | 111.0 | 100.0 | ug/L | 111% | | 85-115 |
| Arsenic | 103.6 | 100.0 | ug/L | 104% | | 85-115 |
| Barium | 101.8 | 100.0 | ug/L | 102% | | 85-115 |
| Beryllium | 97.06 | 100.0 | ug/L | 97% | | 85-115 |
| Boron | 98.65 | 100.0 | ug/L | 99% | | 85-115 |
| Cadmium | 104.7 | 100.0 | ug/L | 105% | | 85-115 |
| Chromium | 102.8 | 100.0 | ug/L | 103% | | 85-115 |
| Cobalt | 104.3 | 100.0 | ug/L | 104% | | 85-115 |
| Copper | 102.3 | 100.0 | ug/L | 102% | | 85-115 |
| Lead | 104.6 | 100.0 | ug/L | 105% | | 85-115 |
| Manganese | 101.5 | 100.0 | ug/L | 102% | | 85-115 |
| Nickel | 103.7 | 100.0 | ug/L | 104% | | 85-115 |
| Selenium | 99.10 | 100.0 | ug/L | 99% | | 85-115 |
| Silver | 53.86 | 50.00 | ug/L | 108% | | 85-115 |
| Thallium | 102.9 | 100.0 | ug/L | 103% | | 85-115 |
| Tin | 103.9 | 100.0 | ug/L | 104% | | 85-115 |
| Vanadium | 102.7 | 100.0 | ug/L | 103% | | 85-115 |
| Zinc | 104.0 | 100.0 | ug/L | 104% | | 85-115 |

| Type: Blank | Lab ID: QC1327406 | Batch: 391518 |
|---|---|---|
| Matrix: Water | Method: EPA 200.8 | Prep Method: EPA 3015A |

| QC1327406 Analyte | Result | Qual | Units | RL | MDL | Prepared | Analyzed |
|---|---|---|---|---|---|---|---|
| Antimony | ND | | ug/L | 2.0 | 1.0 | 01/02/26 | 01/06/26 |
| Arsenic | ND | | ug/L | 2.0 | 0.27 | 01/02/26 | 01/06/26 |
| Barium | ND | | ug/L | 5.0 | 0.44 | 01/02/26 | 01/06/26 |
| Beryllium | ND | | ug/L | 1.0 | 0.060 | 01/02/26 | 01/06/26 |
| Boron | ND | | ug/L | 10 | 5.7 | 01/02/26 | 01/07/26 |
| Cadmium | ND | | ug/L | 1.0 | 0.072 | 01/02/26 | 01/06/26 |
| Chromium | ND | | ug/L | 5.0 | 0.43 | 01/02/26 | 01/06/26 |
| Cobalt | ND | | ug/L | 1.0 | 0.090 | 01/02/26 | 01/06/26 |
| Copper | ND | | ug/L | 3.0 | 0.96 | 01/02/26 | 01/06/26 |
| Lead | ND | | ug/L | 5.0 | 0.23 | 01/02/26 | 01/06/26 |
| Manganese | ND | | ug/L | 10 | 3.8 | 01/02/26 | 01/06/26 |
| Nickel | ND | | ug/L | 5.0 | 1.3 | 01/02/26 | 01/06/26 |
| Selenium | ND | | ug/L | 4.0 | 1.9 | 01/02/26 | 01/06/26 |
| Silver | ND | | ug/L | 5.0 | 0.37 | 01/02/26 | 01/06/26 |
| Thallium | ND | | ug/L | 1.0 | 0.25 | 01/02/26 | 01/06/26 |
| Tin | ND | | ug/L | 5.0 | 1.5 | 01/02/26 | 01/06/26 |
| Vanadium | ND | | ug/L | 5.0 | 0.36 | 01/02/26 | 01/06/26 |
| Zinc | ND | | ug/L | 10 | 7.6 | 01/02/26 | 01/06/26 |

ENTHALPY ANALYTICAL

# Batch QC

| Type: | Matrix Spike | Lab ID: | QC1327407 | Batch: | 391518 |
|---|---|---|---|---|---|
| Matrix (Source ID): | Water (550032-001) | Method: | EPA 200.8 | Prep Method: | EPA 3015A |

| QC1327407 Analyte | Result | Source Sample Result | Spiked | Units | Recovery | Qual | Limits | DF |
|---|---|---|---|---|---|---|---|---|
| Antimony | 86.00 | ND | 100.0 | ug/L | 86% | | 70-130 | 10 |
| Arsenic | 104.3 | ND | 100.0 | ug/L | 104% | | 70-130 | 10 |
| Barium | 230.7 | 113.7 | 100.0 | ug/L | 117% | | 70-130 | 10 |
| Beryllium | 105.5 | ND | 100.0 | ug/L | 106% | | 70-130 | 10 |
| Boron | 699.5 | 572.3 | 100.0 | ug/L | 127% | NM | 70-130 | 10 |
| Cadmium | 104.4 | ND | 100.0 | ug/L | 104% | | 70-130 | 10 |
| Chromium | 110.3 | 8.240 | 100.0 | ug/L | 102% | | 70-130 | 10 |
| Cobalt | 105.1 | 2.930 | 100.0 | ug/L | 102% | | 70-130 | 10 |
| Copper | 113.9 | ND | 100.0 | ug/L | 114% | | 70-130 | 10 |
| Lead | 105.7 | ND | 100.0 | ug/L | 106% | | 70-130 | 10 |
| Manganese | 264.3 | 150.5 | 100.0 | ug/L | 114% | | 70-130 | 10 |
| Nickel | 124.5 | 20.02 | 100.0 | ug/L | 104% | | 70-130 | 10 |
| Selenium | 81.41 | ND | 100.0 | ug/L | 81% | | 70-130 | 10 |
| Silver | 51.68 | ND | 50.00 | ug/L | 103% | | 70-130 | 10 |
| Thallium | 102.9 | ND | 100.0 | ug/L | 103% | | 70-130 | 10 |
| Tin | 48.02 | ND | 100.0 | ug/L | 48% | * | 70-130 | 10 |
| Vanadium | 112.1 | 9.040 | 100.0 | ug/L | 103% | | 70-130 | 10 |
| Zinc | 160.1 | ND | 100.0 | ug/L | 160% | * | 70-130 | 10 |

| Type: | Matrix Spike Duplicate | Lab ID: | QC1327408 | Batch: | 391518 |
|---|---|---|---|---|---|
| Matrix (Source ID): | Water (550032-001) | Method: | EPA 200.8 | Prep Method: | EPA 3015A |

| QC1327408 Analyte | Result | Source Sample Result | Spiked | Units | Recovery | Qual | Limits | RPD | RPD Lim | DF |
|---|---|---|---|---|---|---|---|---|---|---|
| Antimony | 91.28 | ND | 100.0 | ug/L | 91% | | 70-130 | 6 | 20 | 10 |
| Arsenic | 108.8 | ND | 100.0 | ug/L | 109% | | 70-130 | 4 | 20 | 10 |
| Barium | 239.9 | 113.7 | 100.0 | ug/L | 126% | | 70-130 | 4 | 20 | 10 |
| Beryllium | 103.0 | ND | 100.0 | ug/L | 103% | | 70-130 | 2 | 20 | 10 |
| Boron | 692.7 | 572.3 | 100.0 | ug/L | 120% | NM | 70-130 | 1 | 20 | 10 |
| Cadmium | 107.1 | ND | 100.0 | ug/L | 107% | | 70-130 | 3 | 20 | 10 |
| Chromium | 121.8 | 8.240 | 100.0 | ug/L | 114% | | 70-130 | 10 | 20 | 10 |
| Cobalt | 111.2 | 2.930 | 100.0 | ug/L | 108% | | 70-130 | 6 | 20 | 10 |
| Copper | 116.5 | ND | 100.0 | ug/L | 117% | | 70-130 | 2 | 20 | 10 |
| Lead | 108.2 | ND | 100.0 | ug/L | 108% | | 70-130 | 2 | 20 | 10 |
| Manganese | 289.2 | 150.5 | 100.0 | ug/L | 139% | * | 70-130 | 9 | 20 | 10 |
| Nickel | 130.9 | 20.02 | 100.0 | ug/L | 111% | | 70-130 | 5 | 20 | 10 |
| Selenium | 77.64 | ND | 100.0 | ug/L | 78% | | 70-130 | 5 | 20 | 10 |
| Silver | 55.21 | ND | 50.00 | ug/L | 110% | | 70-130 | 7 | 20 | 10 |
| Thallium | 105.5 | ND | 100.0 | ug/L | 105% | | 70-130 | 2 | 20 | 10 |
| Tin | 50.37 | ND | 100.0 | ug/L | 50% | * | 70-130 | 5 | 20 | 10 |
| Vanadium | 118.4 | 9.040 | 100.0 | ug/L | 109% | | 70-130 | 5 | 20 | 10 |
| Zinc | 170.1 | ND | 100.0 | ug/L | 170% | * | 70-130 | 6 | 20 | 10 |

ENTHALPY ANALYTICAL

# Batch QC

| Type: | Matrix Spike | Lab ID: | QC1327409 | Batch: | 391518 |
|---|---|---|---|---|---|
| Matrix (Source ID): | Water (550066-001) | Method: | EPA 200.8 | Prep Method: | EPA 3015A |

| QC1327409 Analyte | Result | Source Sample Result | Spiked | Units | Recovery | Qual | Limits | DF |
|---|---|---|---|---|---|---|---|---|
| Antimony | 91.90 | ND | 100.0 | ug/L | 92% | | 70-130 | 10 |
| Arsenic | 101.7 | ND | 100.0 | ug/L | 102% | | 70-130 | 10 |
| Barium | 95.05 | ND | 100.0 | ug/L | 95% | | 70-130 | 10 |
| Beryllium | 93.87 | ND | 100.0 | ug/L | 94% | | 70-130 | 10 |
| Boron | 110.4 | ND | 100.0 | ug/L | 110% | | 70-130 | 10 |
| Cadmium | 84.24 | ND | 100.0 | ug/L | 84% | | 70-130 | 10 |
| Chromium | 96.48 | ND | 100.0 | ug/L | 96% | | 70-130 | 10 |
| Cobalt | 98.85 | ND | 100.0 | ug/L | 99% | | 70-130 | 10 |
| Copper | 109.8 | ND | 100.0 | ug/L | 110% | | 70-130 | 10 |
| Lead | 93.62 | ND | 100.0 | ug/L | 94% | | 70-130 | 10 |
| Manganese | 126.5 | ND | 100.0 | ug/L | 127% | | 70-130 | 10 |
| Nickel | 104.0 | ND | 100.0 | ug/L | 104% | | 70-130 | 10 |
| Selenium | 73.99 | ND | 100.0 | ug/L | 74% | | 70-130 | 10 |
| Silver | 42.87 | ND | 50.00 | ug/L | 86% | | 70-130 | 10 |
| Thallium | 93.00 | ND | 100.0 | ug/L | 93% | | 70-130 | 10 |
| Tin | 93.01 | ND | 100.0 | ug/L | 93% | | 70-130 | 10 |
| Vanadium | 98.42 | ND | 100.0 | ug/L | 98% | | 70-130 | 10 |
| Zinc | 475.0 | 382.7 | 100.0 | ug/L | 92% | | 70-130 | 10 |

| Type: | Matrix Spike Duplicate | Lab ID: | QC1327410 | Batch: | 391518 |
|---|---|---|---|---|---|
| Matrix (Source ID): | Water (550066-001) | Method: | EPA 200.8 | Prep Method: | EPA 3015A |

| QC1327410 Analyte | Result | Source Sample Result | Spiked | Units | Recovery | Qual | Limits | RPD | RPD Lim | DF |
|---|---|---|---|---|---|---|---|---|---|---|
| Antimony | 112.9 | ND | 100.0 | ug/L | 113% | | 70-130 | 21* | 20 | 10 |
| Arsenic | 118.0 | ND | 100.0 | ug/L | 118% | | 70-130 | 15 | 20 | 10 |
| Barium | 121.5 | ND | 100.0 | ug/L | 121% | | 70-130 | 24* | 20 | 10 |
| Beryllium | 105.3 | ND | 100.0 | ug/L | 105% | | 70-130 | 12 | 20 | 10 |
| Boron | 140.3 | ND | 100.0 | ug/L | 140% | * | 70-130 | 24* | 20 | 10 |
| Cadmium | 107.3 | ND | 100.0 | ug/L | 107% | | 70-130 | 24* | 20 | 10 |
| Chromium | 117.5 | ND | 100.0 | ug/L | 118% | | 70-130 | 20 | 20 | 10 |
| Cobalt | 114.0 | ND | 100.0 | ug/L | 114% | | 70-130 | 14 | 20 | 10 |
| Copper | 126.2 | ND | 100.0 | ug/L | 126% | | 70-130 | 14 | 20 | 10 |
| Lead | 110.2 | ND | 100.0 | ug/L | 110% | | 70-130 | 16 | 20 | 10 |
| Manganese | 137.9 | ND | 100.0 | ug/L | 138% | * | 70-130 | 9 | 20 | 10 |
| Nickel | 121.0 | ND | 100.0 | ug/L | 121% | | 70-130 | 15 | 20 | 10 |
| Selenium | 92.26 | ND | 100.0 | ug/L | 92% | | 70-130 | 22* | 20 | 10 |
| Silver | 53.82 | ND | 50.00 | ug/L | 108% | | 70-130 | 23* | 20 | 10 |
| Thallium | 111.8 | ND | 100.0 | ug/L | 112% | | 70-130 | 18 | 20 | 10 |
| Tin | 109.4 | ND | 100.0 | ug/L | 109% | | 70-130 | 16 | 20 | 10 |
| Vanadium | 116.5 | ND | 100.0 | ug/L | 116% | | 70-130 | 17 | 20 | 10 |
| Zinc | 526.7 | 382.7 | 100.0 | ug/L | 144% | * | 70-130 | 10 | 20 | 10 |

ENTHALPY ANALYTICAL

# Batch QC

| Type: Blank | Lab ID: QC1327689 | Batch: 391597 |
|---|---|---|
| Matrix: Water | Method: EPA 245.1 | Prep Method: EPA 245.1 |

| QC1327689 Analyte | Result | Qual | Units | RL | MDL | Prepared | Analyzed |
|---|---|---|---|---|---|---|---|
| Mercury | ND | | ug/L | 0.40 | 0.089 | 01/05/26 | 01/05/26 |

| Type: Lab Control Sample | Lab ID: QC1327690 | Batch: 391597 |
|---|---|---|
| Matrix: Water | Method: EPA 245.1 | Prep Method: EPA 245.1 |

| QC1327690 Analyte | Result | Spiked | Units | Recovery | Qual | Limits |
|---|---|---|---|---|---|---|
| Mercury | 5.107 | 5.000 | ug/L | 102% | | 85-115 |

| Type: Matrix Spike | Lab ID: QC1327691 | Batch: 391597 |
|---|---|---|
| Matrix (Source ID): Water (550096-002) | Method: EPA 245.1 | Prep Method: EPA 245.1 |

| QC1327691 Analyte | Result | Source Sample Result | Spiked | Units | Recovery | Qual | Limits | DF |
|---|---|---|---|---|---|---|---|---|
| Mercury | 4.768 | ND | 5.000 | ug/L | 95% | | 75-125 | 1 |

| Type: Matrix Spike Duplicate | Lab ID: QC1327692 | Batch: 391597 |
|---|---|---|
| Matrix (Source ID): Water (550096-002) | Method: EPA 245.1 | Prep Method: EPA 245.1 |

| QC1327692 Analyte | Result | Source Sample Result | Spiked | Units | Recovery | Qual | Limits | RPD | RPD Lim | DF |
|---|---|---|---|---|---|---|---|---|---|---|
| Mercury | 4.794 | ND | 5.000 | ug/L | 96% | | 75-125 | 1 | 20 | 1 |

| Type: Blank | Lab ID: QC1327020 | Batch: 391413 |
|---|---|---|
| Matrix: Water | Method: EPA 300.0 | Prep Method: METHOD |

| QC1327020 Analyte | Result | Qual | Units | RL | MDL | Prepared | Analyzed |
|---|---|---|---|---|---|---|---|
| Fluoride | ND | | mg/L | 0.20 | 0.072 | 12/31/25 12:15 | 12/31/25 12:47 |
| Chloride | ND | | mg/L | 1.0 | 0.27 | 12/31/25 12:15 | 12/31/25 12:47 |
| Nitrogen, Nitrite | ND | | mg/L | 0.10 | 0.02 | 12/31/25 12:15 | 12/31/25 12:47 |
| Bromide | ND | | mg/L | 0.30 | 0.060 | 12/31/25 12:15 | 12/31/25 12:47 |
| Nitrogen, Nitrate | ND | | mg/L | 0.10 | 0.05 | 12/31/25 12:15 | 12/31/25 12:47 |
| Sulfate | ND | | mg/L | 1.0 | 0.25 | 12/31/25 12:15 | 12/31/25 12:47 |

| Type: Lab Control Sample | Lab ID: QC1327021 | Batch: 391413 |
|---|---|---|
| Matrix: Water | Method: EPA 300.0 | Prep Method: METHOD |

| QC1327021 Analyte | Result | Spiked | Units | Recovery | Qual | Limits |
|---|---|---|---|---|---|---|
| Fluoride | 9.639 | 10.00 | mg/L | 96% | | 90-110 |
| Chloride | 46.95 | 50.00 | mg/L | 94% | | 90-110 |
| Nitrogen, Nitrite | 4.569 | 4.567 | mg/L | 100% | | 90-110 |
| Bromide | 14.56 | 15.00 | mg/L | 97% | | 90-110 |
| Nitrogen, Nitrate | 4.402 | 4.518 | mg/L | 97% | | 90-110 |
| Sulfate | 24.68 | 25.00 | mg/L | 99% | | 90-110 |

ENTHALPY ANALYTICAL

# Batch QC

| Type: | Matrix Spike | Lab ID: | QC1327022 | Batch: | 391413 |
|---|---|---|---|---|---|
| Matrix (Source ID): | Filtrate (549931-005) | Method: | EPA 300.0 | Prep Method: | METHOD |

| QC1327022 Analyte | Result | Source Sample Result | Spiked | Units | Recovery | Qual | Limits | DF |
|---|---|---|---|---|---|---|---|---|
| Fluoride | 9.493 | ND | 20.00 | mg/L | 47% | * | 80-129 | 1 |
| Chloride | 182.2 | 87.55 | 100.0 | mg/L | 95% | | 80-123 | 1 |
| Nitrogen, Nitrite | 9.220 | ND | 9.134 | mg/L | 101% | | 80-122 | 1 |
| Bromide | 15.52 | 0.7692 | 15.00 | mg/L | 98% | | 80-121 | 1 |
| Nitrogen, Nitrate | 8.968 | ND | 9.036 | mg/L | 99% | | 80-123 | 1 |
| Sulfate | 49.47 | ND | 50.00 | mg/L | 99% | | 79-124 | 1 |

| Type: | Matrix Spike Duplicate | Lab ID: | QC1327023 | Batch: | 391413 |
|---|---|---|---|---|---|
| Matrix (Source ID): | Filtrate (549931-005) | Method: | EPA 300.0 | Prep Method: | METHOD |

| QC1327023 Analyte | Result | Source Sample Result | Spiked | Units | Recovery | Qual | Limits | RPD | RPD Lim | DF |
|---|---|---|---|---|---|---|---|---|---|---|
| Fluoride | 9.756 | ND | 20.00 | mg/L | 49% | * | 80-129 | 3 | 21 | 1 |
| Chloride | 183.0 | 87.55 | 100.0 | mg/L | 95% | | 80-123 | 0 | 20 | 1 |
| Nitrogen, Nitrite | 9.301 | ND | 9.134 | mg/L | 102% | | 80-122 | 1 | 21 | 1 |
| Bromide | 15.60 | 0.7692 | 15.00 | mg/L | 99% | | 80-121 | 1 | 20 | 1 |
| Nitrogen, Nitrate | 9.051 | ND | 9.036 | mg/L | 100% | | 80-123 | 1 | 20 | 1 |
| Sulfate | 49.87 | ND | 50.00 | mg/L | 100% | | 79-124 | 1 | 20 | 1 |

| Type: | Blank | Lab ID: | QC1327674 | Batch: | 391593 |
|---|---|---|---|---|---|
| Matrix: | Water | Method: | EPA 350.1 | Prep Method: | METHOD |

| QC1327674 Analyte | Result | Qual | Units | RL | MDL | Prepared | Analyzed |
|---|---|---|---|---|---|---|---|
| Ammonia-N | ND | | mg/L | 0.10 | 0.068 | 01/05/26 | 01/05/26 |

| Type: | Lab Control Sample | Lab ID: | QC1327675 | Batch: | 391593 |
|---|---|---|---|---|---|
| Matrix: | Water | Method: | EPA 350.1 | Prep Method: | METHOD |

| QC1327675 Analyte | Result | Spiked | Units | Recovery | Qual | Limits |
|---|---|---|---|---|---|---|
| Ammonia-N | 0.9693 | 1.000 | mg/L | 97% | | 90-110 |

| Type: | Matrix Spike | Lab ID: | QC1327676 | Batch: | 391593 |
|---|---|---|---|---|---|
| Matrix (Source ID): | Water (549813-002) | Method: | EPA 350.1 | Prep Method: | METHOD |

| QC1327676 Analyte | Result | Source Sample Result | Spiked | Units | Recovery | Qual | Limits | DF |
|---|---|---|---|---|---|---|---|---|
| Ammonia-N | 1.046 | ND | 1.000 | mg/L | 105% | | 90-110 | 1 |

ENTHALPY ANALYTICAL

# Batch QC

| | | | |
|---|---|---|---|
| **Type:** | Matrix Spike Duplicate | **Lab ID:** | QC1327677 | **Batch:** | 391593 |
| **Matrix (Source ID):** | Water (549813-002) | **Method:** | EPA 350.1 | **Prep Method:** | METHOD |

| QC1327677 Analyte | Result | Source Sample Result | Spiked | Units | Recovery | Qual | Limits | RPD | RPD Lim | DF |
|---|---|---|---|---|---|---|---|---|---|---|
| Ammonia-N | 1.013 | ND | 1.000 | mg/L | 101% | | 90-110 | 3 | 20 | 1 |

| | | | |
|---|---|---|---|
| **Type:** | Matrix Spike | **Lab ID:** | QC1327684 | **Batch:** | 391593 |
| **Matrix (Source ID):** | Water (549813-006) | **Method:** | EPA 350.1 | **Prep Method:** | METHOD |

| QC1327684 Analyte | Result | Source Sample Result | Spiked | Units | Recovery | Qual | Limits | DF |
|---|---|---|---|---|---|---|---|---|
| Ammonia-N | 0.9370 | ND | 1.000 | mg/L | 94% | | 90-110 | 1 |

| | | | |
|---|---|---|---|
| **Type:** | Matrix Spike Duplicate | **Lab ID:** | QC1327685 | **Batch:** | 391593 |
| **Matrix (Source ID):** | Water (549813-006) | **Method:** | EPA 350.1 | **Prep Method:** | METHOD |

| QC1327685 Analyte | Result | Source Sample Result | Spiked | Units | Recovery | Qual | Limits | RPD | RPD Lim | DF |
|---|---|---|---|---|---|---|---|---|---|---|
| Ammonia-N | 0.9160 | ND | 1.000 | mg/L | 92% | | 90-110 | 2 | 20 | 1 |

| | | | |
|---|---|---|---|
| **Type:** | Blank | **Lab ID:** | QC1330234 | **Batch:** | 392363 |
| **Matrix:** | Water | **Method:** | EPA 420.1 | **Prep Method:** | METHOD |

| QC1330234 Analyte | Result | Qual | Units | RL | MDL | Prepared | Analyzed |
|---|---|---|---|---|---|---|---|
| Total Phenolics | ND | | mg/L | 0.010 | 0.0065 | 01/13/26 | 01/13/26 |

| | | | |
|---|---|---|---|
| **Type:** | Lab Control Sample | **Lab ID:** | QC1330235 | **Batch:** | 392363 |
| **Matrix:** | Water | **Method:** | EPA 420.1 | **Prep Method:** | METHOD |

| QC1330235 Analyte | Result | Spiked | Units | Recovery | Qual | Limits |
|---|---|---|---|---|---|---|
| Total Phenolics | 0.08400 | 0.08000 | mg/L | 105% | | 80-120 |

| | | | |
|---|---|---|---|
| **Type:** | Lab Control Sample Duplicate | **Lab ID:** | QC1330236 | **Batch:** | 392363 |
| **Matrix:** | Water | **Method:** | EPA 420.1 | **Prep Method:** | METHOD |

| QC1330236 Analyte | Result | Spiked | Units | Recovery | Qual | Limits | RPD | RPD Lim |
|---|---|---|---|---|---|---|---|---|
| Total Phenolics | 0.08000 | 0.08000 | mg/L | 100% | | 80-120 | 5 | 20 |

ENTHALPY ANALYTICAL

# Batch QC

| Type: Blank | Lab ID: QC1327145 | Batch: 391447 |
|---|---|---|
| Matrix: Water | | |

| QC1327145 Analyte | Result | Qual | Units | RL | MDL | Prepared | Analyzed |
|---|---|---|---|---|---|---|---|
| Method: EPA 625.1<br>Prep Method: EPA 3510C | | | | | | | |
| a-Terpineol | ND | | ug/L | 10 | 2.1 | 01/02/26 | 01/03/26 |
| Pyridine | ND | | ug/L | 10 | 2.8 | 01/02/26 | 01/02/26 |
| Phenol | ND | | ug/L | 10 | 2.1 | 01/02/26 | 01/02/26 |
| 2-Methylphenol | ND | | ug/L | 10 | 3.2 | 01/02/26 | 01/02/26 |
| 3-,4-Methylphenol | ND | | ug/L | 10 | 3.0 | 01/02/26 | 01/02/26 |
| Benzoic acid | ND | | ug/L | 50 | 11 | 01/02/26 | 01/02/26 |
| Naphthalene | ND | | ug/L | 10 | 3.6 | 01/02/26 | 01/02/26 |
| Cresol | ND | | ug/L | 10 | | 01/02/26 | 01/02/26 |
| Method: EPA 8270C<br>Prep Method: EPA 3510C | | | | | | | |
| Carbazole | ND | | ug/L | 10 | 2.8 | 01/02/26 | 01/02/26 |
| N-Nitrosodimethylamine | ND | | ug/L | 10 | 2.9 | 01/02/26 | 01/02/26 |
| Aniline | ND | | ug/L | 10 | 2.8 | 01/02/26 | 01/02/26 |
| bis(2-Chloroethyl)ether | ND | | ug/L | 25 | 3.7 | 01/02/26 | 01/02/26 |
| 2-Chlorophenol | ND | | ug/L | 10 | 3.6 | 01/02/26 | 01/02/26 |
| 1,3-Dichlorobenzene | ND | | ug/L | 10 | 3.3 | 01/02/26 | 01/02/26 |
| 1,4-Dichlorobenzene | ND | | ug/L | 10 | 3.4 | 01/02/26 | 01/02/26 |
| Benzyl alcohol | ND | | ug/L | 25 | 5.8 | 01/02/26 | 01/02/26 |
| 1,2-Dichlorobenzene | ND | | ug/L | 10 | 3.3 | 01/02/26 | 01/02/26 |
| bis(2-Chloroisopropyl) ether | ND | | ug/L | 10 | 3.8 | 01/02/26 | 01/02/26 |
| N-Nitroso-di-n-propylamine | ND | | ug/L | 10 | 3.9 | 01/02/26 | 01/02/26 |
| Hexachloroethane | ND | | ug/L | 10 | 3.0 | 01/02/26 | 01/02/26 |
| Nitrobenzene | ND | | ug/L | 25 | 8.4 | 01/02/26 | 01/02/26 |
| Isophorone | ND | | ug/L | 10 | 3.7 | 01/02/26 | 01/02/26 |
| 2-Nitrophenol | ND | | ug/L | 10 | 5.4 | 01/02/26 | 01/02/26 |
| 2,4-Dimethylphenol | ND | | ug/L | 10 | 3.2 | 01/02/26 | 01/02/26 |
| bis(2-Chloroethoxy)methane | ND | | ug/L | 10 | 3.7 | 01/02/26 | 01/02/26 |
| 2,4-Dichlorophenol | ND | | ug/L | 10 | 3.7 | 01/02/26 | 01/02/26 |
| 1,2,4-Trichlorobenzene | ND | | ug/L | 10 | 3.4 | 01/02/26 | 01/02/26 |
| 4-Chloroaniline | ND | | ug/L | 10 | 3.1 | 01/02/26 | 01/02/26 |
| Hexachlorobutadiene | ND | | ug/L | 10 | 2.2 | 01/02/26 | 01/02/26 |
| 4-Chloro-3-methylphenol | ND | | ug/L | 10 | 3.6 | 01/02/26 | 01/02/26 |
| 2-Methylnaphthalene | ND | | ug/L | 10 | 3.4 | 01/02/26 | 01/02/26 |
| Hexachlorocyclopentadiene | ND | | ug/L | 25 | 7.8 | 01/02/26 | 01/02/26 |
| 2,4,6-Trichlorophenol | ND | | ug/L | 10 | 4.1 | 01/02/26 | 01/02/26 |
| 2,4,5-Trichlorophenol | ND | | ug/L | 10 | 3.7 | 01/02/26 | 01/02/26 |
| 2-Chloronaphthalene | ND | | ug/L | 10 | 3.4 | 01/02/26 | 01/02/26 |
| 2-Nitroaniline | ND | | ug/L | 50 | 4.3 | 01/02/26 | 01/02/26 |
| Dimethylphthalate | ND | | ug/L | 10 | 3.4 | 01/02/26 | 01/02/26 |
| Acenaphthylene | ND | | ug/L | 10 | 3.9 | 01/02/26 | 01/02/26 |
| 2,6-Dinitrotoluene | ND | | ug/L | 10 | 4.4 | 01/02/26 | 01/02/26 |
| 3-Nitroaniline | ND | | ug/L | 10 | 4.0 | 01/02/26 | 01/02/26 |
| Acenaphthene | ND | | ug/L | 10 | 3.2 | 01/02/26 | 01/02/26 |
| 2,4-Dinitrophenol | ND | | ug/L | 50 | 15 | 01/02/26 | 01/02/26 |
| 4-Nitrophenol | ND | | ug/L | 10 | 8.5 | 01/02/26 | 01/02/26 |

ENTHALPY ANALYTICAL

# Batch QC

| QC1327145 Analyte | Result | Qual | Units | RL | MDL | Prepared | Analyzed |
|---|---|---|---|---|---|---|---|
| Dibenzofuran | ND | | ug/L | 10 | 3.2 | 01/02/26 | 01/02/26 |
| 2,4-Dinitrotoluene | ND | | ug/L | 10 | 4.3 | 01/02/26 | 01/02/26 |
| Diethylphthalate | ND | | ug/L | 10 | 2.9 | 01/02/26 | 01/02/26 |
| Fluorene | ND | | ug/L | 10 | 3.1 | 01/02/26 | 01/02/26 |
| 4-Chlorophenyl-phenylether | ND | | ug/L | 10 | 3.1 | 01/02/26 | 01/02/26 |
| 4-Nitroaniline | ND | | ug/L | 10 | 3.3 | 01/02/26 | 01/02/26 |
| 4,6-Dinitro-2-methylphenol | ND | | ug/L | 50 | 17 | 01/02/26 | 01/02/26 |
| N-Nitrosodiphenylamine | ND | | ug/L | 10 | 4.0 | 01/02/26 | 01/02/26 |
| 1,2-diphenylhydrazine (as azobenzene) | ND | | ug/L | 10 | 2.9 | 01/02/26 | 01/02/26 |
| 4-Bromophenyl-phenylether | ND | | ug/L | 10 | 3.3 | 01/02/26 | 01/02/26 |
| Hexachlorobenzene | ND | | ug/L | 10 | 3.0 | 01/02/26 | 01/02/26 |
| Pentachlorophenol | ND | | ug/L | 25 | 5.7 | 01/02/26 | 01/02/26 |
| Phenanthrene | ND | | ug/L | 10 | 2.9 | 01/02/26 | 01/02/26 |
| Anthracene | ND | | ug/L | 10 | 2.8 | 01/02/26 | 01/02/26 |
| Di-n-butylphthalate | ND | | ug/L | 10 | 3.0 | 01/02/26 | 01/02/26 |
| Fluoranthene | ND | | ug/L | 10 | 2.8 | 01/02/26 | 01/02/26 |
| Benzidine | ND | | ug/L | 50 | 19 | 01/02/26 | 01/02/26 |
| Pyrene | ND | | ug/L | 10 | 2.7 | 01/02/26 | 01/02/26 |
| Butylbenzylphthalate | ND | | ug/L | 10 | 3.6 | 01/02/26 | 01/02/26 |
| 3,3'-Dichlorobenzidine | ND | | ug/L | 25 | 5.2 | 01/02/26 | 01/02/26 |
| Benzo(a)anthracene | ND | | ug/L | 10 | 2.4 | 01/02/26 | 01/02/26 |
| Chrysene | ND | | ug/L | 10 | 2.5 | 01/02/26 | 01/02/26 |
| bis(2-Ethylhexyl)phthalate | ND | | ug/L | 10 | 3.3 | 01/02/26 | 01/02/26 |
| Di-n-octylphthalate | ND | | ug/L | 10 | 4.7 | 01/02/26 | 01/02/26 |
| Benzo(b)fluoranthene | ND | | ug/L | 10 | 3.0 | 01/02/26 | 01/02/26 |
| Benzo(k)fluoranthene | ND | | ug/L | 10 | 3.1 | 01/02/26 | 01/02/26 |
| Benzo(a)pyrene | ND | | ug/L | 10 | 3.1 | 01/02/26 | 01/02/26 |
| Indeno(1,2,3-cd)pyrene | ND | | ug/L | 10 | 4.2 | 01/02/26 | 01/02/26 |
| Dibenz(a,h)anthracene | ND | | ug/L | 10 | 4.2 | 01/02/26 | 01/02/26 |
| Benzo(g,h,i)perylene | ND | | ug/L | 10 | 4.1 | 01/02/26 | 01/02/26 |
| **Surrogates** | | | | **Limits** | | | |
| 2-Fluorophenol | 42% | | %REC | 15-120 | | 01/02/26 | 01/02/26 |
| Phenol-d6 | 25% | | %REC | 15-120 | | 01/02/26 | 01/02/26 |
| 2,4,6-Tribromophenol | 82% | | %REC | 15-140 | | 01/02/26 | 01/02/26 |
| Nitrobenzene-d5 | 88% | | %REC | 15-123 | | 01/02/26 | 01/02/26 |
| 2-Fluorobiphenyl | 85% | | %REC | 15-120 | | 01/02/26 | 01/02/26 |
| Terphenyl-d14 | 81% | | %REC | 15-120 | | 01/02/26 | 01/02/26 |

ENTHALPY ANALYTICAL

# Batch QC

| | | | | | |
|---|---|---|---|---|---|
| **Type:** | **Lab Control Sample** | **Lab ID:** | **QC1327147** | **Batch:** | **391447** |
| **Matrix:** | **Water** | **Method:** | **EPA 8270C** | **Prep Method:** | **EPA 3510C** |

| QC1327147 Analyte | Result | Spiked | Units | Recovery | Qual | Limits |
|---|---|---|---|---|---|---|
| Phenol | 20.33 | 75.00 | ug/L | 27% | | 14-120 |
| 2-Chlorophenol | 56.78 | 75.00 | ug/L | 76% | | 46-120 |
| 1,4-Dichlorobenzene | 63.94 | 75.00 | ug/L | 85% | | 42-120 |
| 3-,4-Methylphenol | 45.51 | 75.00 | ug/L | 61% | | 40-120 |
| N-Nitroso-di-n-propylamine | 68.13 | 75.00 | ug/L | 91% | | 54-121 |
| 2,4-Dimethylphenol | 59.89 | 75.00 | ug/L | 80% | | 48-120 |
| 1,2,4-Trichlorobenzene | 65.15 | 75.00 | ug/L | 87% | | 45-120 |
| 4-Chloro-3-methylphenol | 64.72 | 75.00 | ug/L | 86% | | 60-121 |
| 2,4,5-Trichlorophenol | 66.95 | 75.00 | ug/L | 89% | | 62-124 |
| Acenaphthene | 61.28 | 75.00 | ug/L | 82% | | 56-120 |
| 4-Nitrophenol | 20.12 | 75.00 | ug/L | 27% | | 17-120 |
| 2,4-Dinitrotoluene | 70.35 | 75.00 | ug/L | 94% | | 69-127 |
| Pentachlorophenol | 53.88 | 75.00 | ug/L | 72% | | 51-120 |
| Pyrene | 63.61 | 75.00 | ug/L | 85% | | 68-123 |
| Chrysene | 63.50 | 75.00 | ug/L | 85% | | 66-120 |
| Benzo(b)fluoranthene | 68.14 | 75.00 | ug/L | 91% | | 67-120 |
| **Surrogates** | | | | | | |
| 2-Fluorophenol | 16.32 | 40.00 | ug/L | 41% | | 15-120 |
| Phenol-d6 | 9.936 | 40.00 | ug/L | 25% | | 15-120 |
| 2,4,6-Tribromophenol | 33.37 | 40.00 | ug/L | 83% | | 15-140 |
| Nitrobenzene-d5 | 35.10 | 40.00 | ug/L | 88% | | 15-123 |
| 2-Fluorobiphenyl | 32.74 | 40.00 | ug/L | 82% | | 15-120 |
| Terphenyl-d14 | 33.98 | 40.00 | ug/L | 85% | | 15-120 |

ENTHALPY ANALYTICAL

# Batch QC

| | | | | | |
|---|---|---|---|---|---|
| **Type:** | **Lab Control Sample Duplicate** | **Lab ID:** | **QC1327148** | **Batch:** | **391447** |
| **Matrix:** | **Water** | **Method:** | **EPA 8270C** | **Prep Method:** | **EPA 3510C** |

| QC1327148 Analyte | Result | Spiked | Units | Recovery | Qual | Limits | RPD | RPD Lim |
|---|---|---|---|---|---|---|---|---|
| Phenol | 22.00 | 75.00 | ug/L | 29% | | 14-120 | 8 | 52 |
| 2-Chlorophenol | 59.73 | 75.00 | ug/L | 80% | | 46-120 | 5 | 52 |
| 1,4-Dichlorobenzene | 66.86 | 75.00 | ug/L | 89% | | 42-120 | 4 | 53 |
| 3-,4-Methylphenol | 47.98 | 75.00 | ug/L | 64% | | 40-120 | 5 | 51 |
| N-Nitroso-di-n-propylamine | 71.70 | 75.00 | ug/L | 96% | | 54-121 | 5 | 52 |
| 2,4-Dimethylphenol | 63.30 | 75.00 | ug/L | 84% | | 48-120 | 6 | 52 |
| 1,2,4-Trichlorobenzene | 68.19 | 75.00 | ug/L | 91% | | 45-120 | 5 | 54 |
| 4-Chloro-3-methylphenol | 68.55 | 75.00 | ug/L | 91% | | 60-121 | 6 | 47 |
| 2,4,5-Trichlorophenol | 69.93 | 75.00 | ug/L | 93% | | 62-124 | 4 | 46 |
| Acenaphthene | 62.58 | 75.00 | ug/L | 83% | | 56-120 | 2 | 46 |
| 4-Nitrophenol | 21.79 | 75.00 | ug/L | 29% | | 17-120 | 8 | 44 |
| 2,4-Dinitrotoluene | 74.39 | 75.00 | ug/L | 99% | | 69-127 | 6 | 40 |
| Pentachlorophenol | 56.45 | 75.00 | ug/L | 75% | | 51-120 | 5 | 42 |
| Pyrene | 67.92 | 75.00 | ug/L | 91% | | 68-123 | 7 | 39 |
| Chrysene | 66.51 | 75.00 | ug/L | 89% | | 66-120 | 5 | 38 |
| Benzo(b)fluoranthene | 71.49 | 75.00 | ug/L | 95% | | 67-120 | 5 | 39 |
| **Surrogates** | | | | | | | | |
| 2-Fluorophenol | 17.25 | 40.00 | ug/L | 43% | | 15-120 | | |
| Phenol-d6 | 10.67 | 40.00 | ug/L | 27% | | 15-120 | | |
| 2,4,6-Tribromophenol | 34.78 | 40.00 | ug/L | 87% | | 15-140 | | |
| Nitrobenzene-d5 | 36.50 | 40.00 | ug/L | 91% | | 15-123 | | |
| 2-Fluorobiphenyl | 33.76 | 40.00 | ug/L | 84% | | 15-120 | | |
| Terphenyl-d14 | 36.21 | 40.00 | ug/L | 91% | | 15-120 | | |

ENTHALPY ANALYTICAL

# Batch QC

| Type: Blank | Lab ID: QC1327621 | Batch: 391575 |
|---|---|---|
| Matrix: Water | | |

| QC1327621 Analyte | Result | Qual | Units | RL | MDL | Prepared | Analyzed |
|---|---|---|---|---|---|---|---|
| Method: EPA 8081A<br>Prep Method: EPA 3510C | | | | | | | |
| alpha-BHC | ND | | ug/L | 0.05 | 0.01 | 01/04/26 | 01/04/26 |
| beta-BHC | ND | | ug/L | 0.05 | 0.01 | 01/04/26 | 01/04/26 |
| gamma-BHC | ND | | ug/L | 0.05 | 0.009 | 01/04/26 | 01/04/26 |
| delta-BHC | ND | | ug/L | 0.05 | 0.01 | 01/04/26 | 01/04/26 |
| Heptachlor | ND | | ug/L | 0.05 | 0.01 | 01/04/26 | 01/04/26 |
| Aldrin | ND | | ug/L | 0.05 | 0.01 | 01/04/26 | 01/04/26 |
| Heptachlor epoxide | ND | | ug/L | 0.05 | 0.01 | 01/04/26 | 01/04/26 |
| Endosulfan I | ND | | ug/L | 0.05 | 0.01 | 01/04/26 | 01/04/26 |
| Dieldrin | ND | | ug/L | 0.1 | 0.01 | 01/04/26 | 01/04/26 |
| 4,4'-DDE | ND | | ug/L | 0.1 | 0.01 | 01/04/26 | 01/04/26 |
| Endrin | ND | | ug/L | 0.1 | 0.01 | 01/04/26 | 01/04/26 |
| Endosulfan II | ND | | ug/L | 0.1 | 0.02 | 01/04/26 | 01/04/26 |
| Endosulfan sulfate | ND | | ug/L | 0.1 | 0.01 | 01/04/26 | 01/04/26 |
| 4,4'-DDD | ND | | ug/L | 0.1 | 0.01 | 01/04/26 | 01/04/26 |
| Endrin aldehyde | ND | | ug/L | 0.1 | 0.02 | 01/04/26 | 01/04/26 |
| Endrin ketone | ND | | ug/L | 0.1 | 0.02 | 01/04/26 | 01/04/26 |
| 4,4'-DDT | ND | | ug/L | 0.1 | 0.04 | 01/04/26 | 01/04/26 |
| Methoxychlor | ND | | ug/L | 0.1 | 0.03 | 01/04/26 | 01/04/26 |
| Toxaphene | ND | | ug/L | 2.0 | 0.4 | 01/04/26 | 01/04/26 |
| Chlordane (Technical) | ND | | ug/L | 1.0 | 0.2 | 01/04/26 | 01/04/26 |
| **Surrogates** | | | | **Limits** | | | |
| TCMX | 67% | | %REC | 29-120 | | 01/04/26 | 01/04/26 |
| Decachlorobiphenyl | 99% | | %REC | 33-132 | | 01/04/26 | 01/04/26 |
| Method: EPA 8082<br>Prep Method: EPA 3510C | | | | | | | |
| Aroclor-1016 | ND | | ug/L | 0.50 | 0.30 | 01/04/26 | 01/04/26 |
| Aroclor-1221 | ND | | ug/L | 0.50 | 0.47 | 01/04/26 | 01/04/26 |
| Aroclor-1232 | ND | | ug/L | 0.50 | 0.27 | 01/04/26 | 01/04/26 |
| Aroclor-1242 | ND | | ug/L | 0.50 | 0.29 | 01/04/26 | 01/04/26 |
| Aroclor-1248 | ND | | ug/L | 0.50 | 0.24 | 01/04/26 | 01/04/26 |
| Aroclor-1254 | ND | | ug/L | 0.50 | 0.27 | 01/04/26 | 01/04/26 |
| Aroclor-1260 | ND | | ug/L | 0.50 | 0.33 | 01/04/26 | 01/04/26 |
| Aroclor-1262 | ND | | ug/L | 0.50 | 0.29 | 01/04/26 | 01/04/26 |
| Aroclor-1268 | ND | | ug/L | 0.50 | 0.26 | 01/04/26 | 01/04/26 |
| **Surrogates** | | | | **Limits** | | | |
| Decachlorobiphenyl (PCB) | 86% | | %REC | 28-138 | | 01/04/26 | 01/04/26 |

ENTHALPY ANALYTICAL

# Batch QC

| | | | | | |
|---|---|---|---|---|---|
| **Type:** | **Lab Control Sample** | **Lab ID:** | **QC1327622** | **Batch:** | **391575** |
| **Matrix:** | **Water** | **Method:** | **EPA 8081A** | **Prep Method:** | **EPA 3510C** |

| QC1327622 Analyte | Result | Spiked | Units | Recovery | Qual | Limits |
|---|---|---|---|---|---|---|
| alpha-BHC | 0.4389 | 0.5000 | ug/L | 88% | | 66-121 |
| beta-BHC | 0.4595 | 0.5000 | ug/L | 92% | | 73-120 |
| gamma-BHC | 0.4806 | 0.5000 | ug/L | 96% | | 68-125 |
| delta-BHC | 0.4478 | 0.5000 | ug/L | 90% | | 68-131 |
| Heptachlor | 0.4172 | 0.5000 | ug/L | 83% | | 63-120 |
| Aldrin | 0.4172 | 0.5000 | ug/L | 83% | | 56-120 |
| Heptachlor epoxide | 0.3979 | 0.5000 | ug/L | 80% | | 65-120 |
| Endosulfan I | 0.4450 | 0.5000 | ug/L | 89% | | 68-124 |
| Dieldrin | 0.4132 | 0.5000 | ug/L | 83% | | 66-124 |
| 4,4'-DDE | 0.4235 | 0.5000 | ug/L | 85% | | 67-131 |
| Endrin | 0.4194 | 0.5000 | ug/L | 84% | | 68-135 |
| Endosulfan II | 0.4472 | 0.5000 | ug/L | 89% | | 71-130 |
| Endosulfan sulfate | 0.3806 | 0.5000 | ug/L | 76% | # | 68-128 |
| 4,4'-DDD | 0.4021 | 0.5000 | ug/L | 80% | | 65-130 |
| Endrin aldehyde | 0.3974 | 0.5000 | ug/L | 79% | | 67-124 |
| Endrin ketone | 0.4039 | 0.5000 | ug/L | 81% | # | 69-137 |
| 4,4'-DDT | 0.4195 | 0.5000 | ug/L | 84% | | 65-136 |
| Methoxychlor | 0.4186 | 0.5000 | ug/L | 84% | # | 69-150 |
| **Surrogates** | | | | | | |
| TCMX | 0.3633 | 0.5000 | ug/L | 73% | | 29-120 |
| Decachlorobiphenyl | 0.4944 | 0.5000 | ug/L | 99% | | 33-132 |

ENTHALPY ANALYTICAL

# Batch QC

| Type: | Lab Control Sample Duplicate | Lab ID: | QC1327623 | Batch: | 391575 |
|---|---|---|---|---|---|
| Matrix: | Water | Method: | EPA 8081A | Prep Method: | EPA 3510C |

| QC1327623 Analyte | Result | Spiked | Units | Recovery | Qual | Limits | RPD | RPD Lim |
|---|---|---|---|---|---|---|---|---|
| alpha-BHC | 0.4372 | 0.5000 | ug/L | 87% | | 66-121 | 0 | 20 |
| beta-BHC | 0.4553 | 0.5000 | ug/L | 91% | | 73-120 | 1 | 20 |
| gamma-BHC | 0.4773 | 0.5000 | ug/L | 95% | | 68-125 | 1 | 20 |
| delta-BHC | 0.4459 | 0.5000 | ug/L | 89% | | 68-131 | 0 | 20 |
| Heptachlor | 0.4135 | 0.5000 | ug/L | 83% | | 63-120 | 1 | 24 |
| Aldrin | 0.4176 | 0.5000 | ug/L | 84% | | 56-120 | 0 | 30 |
| Heptachlor epoxide | 0.3991 | 0.5000 | ug/L | 80% | | 65-120 | 0 | 20 |
| Endosulfan I | 0.4479 | 0.5000 | ug/L | 90% | | 68-124 | 1 | 20 |
| Dieldrin | 0.4196 | 0.5000 | ug/L | 84% | | 66-124 | 2 | 22 |
| 4,4'-DDE | 0.4255 | 0.5000 | ug/L | 85% | | 67-131 | 0 | 21 |
| Endrin | 0.4201 | 0.5000 | ug/L | 84% | | 68-135 | 0 | 20 |
| Endosulfan II | 0.4471 | 0.5000 | ug/L | 89% | | 71-130 | 0 | 21 |
| Endosulfan sulfate | 0.3742 | 0.5000 | ug/L | 75% | # | 68-128 | 2 | 21 |
| 4,4'-DDD | 0.4029 | 0.5000 | ug/L | 81% | | 65-130 | 0 | 22 |
| Endrin aldehyde | 0.3938 | 0.5000 | ug/L | 79% | | 67-124 | 1 | 20 |
| Endrin ketone | 0.3942 | 0.5000 | ug/L | 79% | # | 69-137 | 2 | 21 |
| 4,4'-DDT | 0.4257 | 0.5000 | ug/L | 85% | | 65-136 | 1 | 23 |
| Methoxychlor | 0.4165 | 0.5000 | ug/L | 83% | # | 69-150 | 0 | 23 |
| **Surrogates** | | | | | | | | |
| TCMX | 0.3731 | 0.5000 | ug/L | 75% | | 29-120 | | |
| Decachlorobiphenyl | 0.4983 | 0.5000 | ug/L | 100% | | 33-132 | | |

| Type: | Lab Control Sample | Lab ID: | QC1327624 | Batch: | 391575 |
|---|---|---|---|---|---|
| Matrix: | Water | Method: | EPA 8082 | Prep Method: | EPA 3510C |

| QC1327624 Analyte | Result | Spiked | Units | Recovery | Qual | Limits |
|---|---|---|---|---|---|---|
| Aroclor-1016 | 4.471 | 5.000 | ug/L | 89% | | 69-120 |
| Aroclor-1260 | 4.242 | 5.000 | ug/L | 85% | | 72-124 |
| **Surrogates** | | | | | | |
| Decachlorobiphenyl (PCB) | 0.4146 | 0.5000 | ug/L | 83% | | 28-138 |

| Type: | Lab Control Sample Duplicate | Lab ID: | QC1327625 | Batch: | 391575 |
|---|---|---|---|---|---|
| Matrix: | Water | Method: | EPA 8082 | Prep Method: | EPA 3510C |

| QC1327625 Analyte | Result | Spiked | Units | Recovery | Qual | Limits | RPD | RPD Lim |
|---|---|---|---|---|---|---|---|---|
| Aroclor-1016 | 4.630 | 5.000 | ug/L | 93% | | 69-120 | 3 | 22 |
| Aroclor-1260 | 4.380 | 5.000 | ug/L | 88% | | 72-124 | 3 | 25 |
| **Surrogates** | | | | | | | | |
| Decachlorobiphenyl (PCB) | 0.4080 | 0.5000 | ug/L | 82% | | 28-138 | | |

ENTHALPY ANALYTICAL

# Batch QC

| | | | | | |
|---|---|---|---|---|---|
| **Type:** | **Lab Control Sample** | **Lab ID:** | **QC1327212** | **Batch:** | **391466** |
| **Matrix:** | **Water** | **Method:** | **EPA 8260B** | **Prep Method:** | **EPA 5030B** |

| QC1327212 Analyte | Result | Spiked | Units | Recovery | Qual | Limits |
|---|---|---|---|---|---|---|
| 1,1-Dichloroethene | 50.04 | 50.00 | ug/L | 100% | | 69-128 |
| MTBE | 47.00 | 50.00 | ug/L | 94% | | 66-125 |
| Benzene | 45.15 | 50.00 | ug/L | 90% | | 76-121 |
| Trichloroethene | 46.94 | 50.00 | ug/L | 94% | | 76-124 |
| Toluene | 44.74 | 50.00 | ug/L | 89% | | 76-120 |
| Chlorobenzene | 47.31 | 50.00 | ug/L | 95% | | 78-120 |
| **Surrogates** | | | | | | |
| Dibromofluoromethane | 52.21 | 50.00 | ug/L | 104% | | 70-130 |
| 1,2-Dichloroethane-d4 | 52.99 | 50.00 | ug/L | 106% | | 70-130 |
| Toluene-d8 | 51.04 | 50.00 | ug/L | 102% | | 70-130 |
| Bromofluorobenzene | 46.37 | 50.00 | ug/L | 93% | | 70-130 |

ENTHALPY ANALYTICAL

# Batch QC

| | | | | | |
|---|---|---|---|---|---|
| **Type:** | **Blank** | **Lab ID:** | **QC1327216** | **Batch:** | **391466** |
| **Matrix:** | **Water** | **Method:** | **EPA 8260B** | **Prep Method:** | **EPA 5030B** |

| QC1327216 Analyte | Result | Qual | Units | RL | MDL | Prepared | Analyzed |
|---|---|---|---|---|---|---|---|
| Carbon Disulfide | ND | | ug/L | 5.0 | 0.1 | 01/02/26 | 01/02/26 |
| Chloroprene | ND | | ug/L | 200 | 2.7 | 01/02/26 | 01/02/26 |
| 3-Chloropropene | ND | | ug/L | 5.0 | 0.2 | 01/02/26 | 01/02/26 |
| Ethyl methacrylate | ND | | ug/L | 50 | 3.9 | 01/02/26 | 01/02/26 |
| Ethanol | ND | | ug/L | 500 | 160 | 01/02/26 | 01/02/26 |
| 2-Hexanone | ND | | ug/L | 5.0 | 1.3 | 01/02/26 | 01/02/26 |
| Isopropanol (IPA) | ND | | ug/L | 200 | 96 | 01/02/26 | 01/02/26 |
| Methyl acrylonitrile | ND | | ug/L | 35 | 4.2 | 01/02/26 | 01/02/26 |
| Vinyl Acetate | ND | | ug/L | 50 | 3.2 | 01/02/26 | 01/02/26 |
| Acrolein | ND | | ug/L | 200 | 2.6 | 01/02/26 | 01/02/26 |
| Acrylonitrile | ND | | ug/L | 10 | 0.7 | 01/02/26 | 01/02/26 |
| Freon 12 | ND | | ug/L | 5.0 | 0.2 | 01/02/26 | 01/02/26 |
| Chloromethane | ND | | ug/L | 5.0 | 0.09 | 01/02/26 | 01/02/26 |
| Vinyl Chloride | ND | | ug/L | 5.0 | 0.1 | 01/02/26 | 01/02/26 |
| Bromomethane | ND | | ug/L | 5.0 | 0.1 | 01/02/26 | 01/02/26 |
| Chloroethane | ND | | ug/L | 5.0 | 0.1 | 01/02/26 | 01/02/26 |
| Trichlorofluoromethane | ND | | ug/L | 5.0 | 0.1 | 01/02/26 | 01/02/26 |
| Iodomethane | ND | | ug/L | 5.0 | | 01/02/26 | 01/02/26 |
| Acetone | ND | | ug/L | 100 | 14 | 01/02/26 | 01/02/26 |
| Freon 113 | ND | | ug/L | 5.0 | 0.1 | 01/02/26 | 01/02/26 |
| 1,1-Dichloroethene | ND | | ug/L | 5.0 | 0.1 | 01/02/26 | 01/02/26 |
| Methylene Chloride | ND | | ug/L | 10 | 0.2 | 01/02/26 | 01/02/26 |
| MTBE | ND | | ug/L | 5.0 | 0.1 | 01/02/26 | 01/02/26 |
| trans-1,2-Dichloroethene | ND | | ug/L | 5.0 | 0.1 | 01/02/26 | 01/02/26 |
| 1,1-Dichloroethane | ND | | ug/L | 5.0 | 0.09 | 01/02/26 | 01/02/26 |
| 2-Butanone | ND | | ug/L | 10 | 1.3 | 01/02/26 | 01/02/26 |
| cis-1,2-Dichloroethene | ND | | ug/L | 5.0 | 0.1 | 01/02/26 | 01/02/26 |
| 2,2-Dichloropropane | ND | | ug/L | 5.0 | 0.2 | 01/02/26 | 01/02/26 |
| Chloroform | ND | | ug/L | 5.0 | 0.08 | 01/02/26 | 01/02/26 |
| Bromochloromethane | ND | | ug/L | 5.0 | 0.1 | 01/02/26 | 01/02/26 |
| 1,1,1-Trichloroethane | ND | | ug/L | 5.0 | 0.1 | 01/02/26 | 01/02/26 |
| 1,1-Dichloropropene | ND | | ug/L | 5.0 | 0.1 | 01/02/26 | 01/02/26 |
| Carbon Tetrachloride | ND | | ug/L | 5.0 | 0.1 | 01/02/26 | 01/02/26 |
| 1,2-Dichloroethane | ND | | ug/L | 5.0 | 0.2 | 01/02/26 | 01/02/26 |
| Benzene | ND | | ug/L | 1.0 | 0.1 | 01/02/26 | 01/02/26 |
| Trichloroethene | ND | | ug/L | 5.0 | 0.1 | 01/02/26 | 01/02/26 |
| 1,2-Dichloropropane | ND | | ug/L | 5.0 | 0.09 | 01/02/26 | 01/02/26 |
| Bromodichloromethane | ND | | ug/L | 5.0 | 0.07 | 01/02/26 | 01/02/26 |
| Dibromomethane | ND | | ug/L | 5.0 | 0.1 | 01/02/26 | 01/02/26 |
| 4-Methyl-2-Pentanone | ND | | ug/L | 5.0 | 1.0 | 01/02/26 | 01/02/26 |
| cis-1,3-Dichloropropene | ND | | ug/L | 5.0 | 0.1 | 01/02/26 | 01/02/26 |
| Toluene | 0.1 | J | ug/L | 5.0 | 0.1 | 01/02/26 | 01/02/26 |
| trans-1,3-Dichloropropene | ND | | ug/L | 5.0 | 0.09 | 01/02/26 | 01/02/26 |
| 1,1,2-Trichloroethane | ND | | ug/L | 5.0 | 0.1 | 01/02/26 | 01/02/26 |
| 1,3-Dichloropropane | ND | | ug/L | 5.0 | 0.07 | 01/02/26 | 01/02/26 |
| Tetrachloroethene | ND | | ug/L | 5.0 | 0.2 | 01/02/26 | 01/02/26 |
| Dibromochloromethane | ND | | ug/L | 5.0 | 0.1 | 01/02/26 | 01/02/26 |

ENTHALPY ANALYTICAL

## Batch QC

| QC1327216 Analyte | Result | Qual | Units | RL | MDL | Prepared | Analyzed |
|---|---|---|---|---|---|---|---|
| 1,2-Dibromoethane | ND | | ug/L | 5.0 | 0.1 | 01/02/26 | 01/02/26 |
| Chlorobenzene | ND | | ug/L | 5.0 | 0.1 | 01/02/26 | 01/02/26 |
| 1,1,1,2-Tetrachloroethane | ND | | ug/L | 5.0 | 0.07 | 01/02/26 | 01/02/26 |
| Ethylbenzene | ND | | ug/L | 5.0 | 0.1 | 01/02/26 | 01/02/26 |
| m,p-Xylenes | ND | | ug/L | 5.0 | 0.2 | 01/02/26 | 01/02/26 |
| o-Xylene | ND | | ug/L | 5.0 | 0.1 | 01/02/26 | 01/02/26 |
| Styrene | ND | | ug/L | 5.0 | 0.1 | 01/02/26 | 01/02/26 |
| Bromoform | ND | | ug/L | 5.0 | 0.06 | 01/02/26 | 01/02/26 |
| Isopropylbenzene | ND | | ug/L | 5.0 | 0.1 | 01/02/26 | 01/02/26 |
| 1,1,2,2-Tetrachloroethane | ND | | ug/L | 5.0 | 0.1 | 01/02/26 | 01/02/26 |
| 1,2,3-Trichloropropane | ND | | ug/L | 5.0 | 0.3 | 01/02/26 | 01/02/26 |
| Propylbenzene | ND | | ug/L | 5.0 | 0.1 | 01/02/26 | 01/02/26 |
| Bromobenzene | ND | | ug/L | 5.0 | 0.1 | 01/02/26 | 01/02/26 |
| 1,3,5-Trimethylbenzene | ND | | ug/L | 5.0 | 0.1 | 01/02/26 | 01/02/26 |
| 2-Chlorotoluene | ND | | ug/L | 5.0 | 0.1 | 01/02/26 | 01/02/26 |
| 4-Chlorotoluene | ND | | ug/L | 5.0 | 0.2 | 01/02/26 | 01/02/26 |
| tert-Butylbenzene | ND | | ug/L | 5.0 | 0.1 | 01/02/26 | 01/02/26 |
| 1,2,4-Trimethylbenzene | ND | | ug/L | 5.0 | 0.1 | 01/02/26 | 01/02/26 |
| sec-Butylbenzene | ND | | ug/L | 5.0 | 0.2 | 01/02/26 | 01/02/26 |
| para-Isopropyl Toluene | ND | | ug/L | 5.0 | 0.2 | 01/02/26 | 01/02/26 |
| 1,3-Dichlorobenzene | ND | | ug/L | 5.0 | 0.1 | 01/02/26 | 01/02/26 |
| 1,4-Dichlorobenzene | ND | | ug/L | 5.0 | 0.2 | 01/02/26 | 01/02/26 |
| n-Butylbenzene | ND | | ug/L | 5.0 | 0.1 | 01/02/26 | 01/02/26 |
| 1,2-Dichlorobenzene | ND | | ug/L | 5.0 | 0.1 | 01/02/26 | 01/02/26 |
| 1,2-Dibromo-3-Chloropropane | ND | | ug/L | 5.0 | 0.6 | 01/02/26 | 01/02/26 |
| 1,2,4-Trichlorobenzene | ND | | ug/L | 5.0 | 0.3 | 01/02/26 | 01/02/26 |
| Hexachlorobutadiene | ND | | ug/L | 5.0 | 0.3 | 01/02/26 | 01/02/26 |
| 1,2,3-Trichlorobenzene | ND | | ug/L | 5.0 | 0.3 | 01/02/26 | 01/02/26 |
| cis-1,4-Dichloro-2-butene | ND | | ug/L | 5.0 | 0.3 | 01/02/26 | 01/02/26 |
| trans-1,4-Dichloro-2-butene | ND | | ug/L | 5.0 | 0.3 | 01/02/26 | 01/02/26 |
| Xylene (total) | ND | | ug/L | 5.0 | | 01/02/26 | 01/02/26 |
| **Surrogates** | | | | **Limits** | | | |
| Dibromofluoromethane | 101% | | %REC | 70-130 | | 01/02/26 | 01/02/26 |
| 1,2-Dichloroethane-d4 | 102% | | %REC | 70-130 | | 01/02/26 | 01/02/26 |
| Toluene-d8 | 100% | | %REC | 70-130 | | 01/02/26 | 01/02/26 |
| Bromofluorobenzene | 93% | | %REC | 70-130 | | 01/02/26 | 01/02/26 |

ENTHALPY ANALYTICAL

# Batch QC

| Type: | Matrix Spike | Lab ID: | QC1327308 | Batch: | 391466 |
|---|---|---|---|---|---|
| Matrix (Source ID): | Water (549974-001) | Method: | EPA 8260B | Prep Method: | EPA 5030B |

| QC1327308 Analyte | Result | Source Sample Result | Spiked | Units | Recovery | Qual | Limits | DF |
|---|---|---|---|---|---|---|---|---|
| 1,1-Dichloroethene | 22.87 | 0.1531 | 20.00 | ug/L | 114% | | 62-131 | 1 |
| MTBE | 22.58 | ND | 20.00 | ug/L | 113% | | 61-124 | 1 |
| Benzene | 20.88 | ND | 20.00 | ug/L | 104% | | 70-123 | 1 |
| Trichloroethene | 21.73 | 0.2799 | 20.00 | ug/L | 107% | | 65-131 | 1 |
| Toluene | 20.13 | ND | 20.00 | ug/L | 101% | | 69-120 | 1 |
| Chlorobenzene | 21.65 | ND | 20.00 | ug/L | 108% | | 72-121 | 1 |
| **Surrogates** | | | | | | | | |
| Dibromofluoromethane | 52.16 | | 50.00 | ug/L | 104% | | 70-130 | 1 |
| 1,2-Dichloroethane-d4 | 52.38 | | 50.00 | ug/L | 105% | | 70-130 | 1 |
| Toluene-d8 | 50.05 | | 50.00 | ug/L | 100% | | 70-130 | 1 |
| Bromofluorobenzene | 46.34 | | 50.00 | ug/L | 93% | | 70-130 | 1 |

| Type: | Matrix Spike Duplicate | Lab ID: | QC1327309 | Batch: | 391466 |
|---|---|---|---|---|---|
| Matrix (Source ID): | Water (549974-001) | Method: | EPA 8260B | Prep Method: | EPA 5030B |

| QC1327309 Analyte | Result | Source Sample Result | Spiked | Units | Recovery | Qual | Limits | RPD | RPD Lim | DF |
|---|---|---|---|---|---|---|---|---|---|---|
| 1,1-Dichloroethene | 21.40 | 0.1531 | 20.00 | ug/L | 106% | | 62-131 | 7 | 31 | 1 |
| MTBE | 21.38 | ND | 20.00 | ug/L | 107% | | 61-124 | 5 | 30 | 1 |
| Benzene | 19.45 | ND | 20.00 | ug/L | 97% | | 70-123 | 7 | 31 | 1 |
| Trichloroethene | 19.67 | 0.2799 | 20.00 | ug/L | 97% | | 65-131 | 10 | 31 | 1 |
| Toluene | 18.46 | ND | 20.00 | ug/L | 92% | | 69-120 | 9 | 29 | 1 |
| Chlorobenzene | 20.37 | ND | 20.00 | ug/L | 102% | | 72-121 | 6 | 29 | 1 |
| **Surrogates** | | | | | | | | | | |
| Dibromofluoromethane | 53.54 | | 50.00 | ug/L | 107% | | 70-130 | | | 1 |
| 1,2-Dichloroethane-d4 | 53.14 | | 50.00 | ug/L | 106% | | 70-130 | | | 1 |
| Toluene-d8 | 49.45 | | 50.00 | ug/L | 99% | | 70-130 | | | 1 |
| Bromofluorobenzene | 45.42 | | 50.00 | ug/L | 91% | | 70-130 | | | 1 |

| Type: | Blank | Lab ID: | QC1327197 | Batch: | 391462 |
|---|---|---|---|---|---|
| Matrix: | Water | Method: | EPA 8270C-SIM | Prep Method: | EPA 3535 |

| QC1327197 Analyte | Result | Qual | Units | RL | MDL | Prepared | Analyzed |
|---|---|---|---|---|---|---|---|
| 1,4-Dioxane | ND | | ug/L | 1.0 | 0.87 | 01/02/26 | 01/08/26 |
| **Surrogates** | | | | **Limits** | | | |
| 1,4-Dioxane-d8 (SUR) | 91% | | %REC | 80-120 | | 01/02/26 | 01/08/26 |

ENTHALPY ANALYTICAL

# Batch QC

| Type: | Lab Control Sample | Lab ID: | QC1327198 | Batch: | 391462 |
|---|---|---|---|---|---|
| Matrix: | Water | Method: | EPA 8270C-SIM | Prep Method: | EPA 3535 |

| QC1327198 Analyte | Result | Spiked | Units | Recovery | Qual | Limits |
|---|---|---|---|---|---|---|
| 1,4-Dioxane | 11.52 | 10.00 | ug/L | 115% | | 79-120 |
| **Surrogates** | | | | | | |
| 1,4-Dioxane-d8 (SUR) | 9.848 | 10.00 | ug/L | 98% | | 80-120 |

| Type: | Lab Control Sample Duplicate | Lab ID: | QC1327199 | Batch: | 391462 |
|---|---|---|---|---|---|
| Matrix: | Water | Method: | EPA 8270C-SIM | Prep Method: | EPA 3535 |

| QC1327199 Analyte | Result | Spiked | Units | Recovery | Qual | Limits | RPD | RPD Lim |
|---|---|---|---|---|---|---|---|---|
| 1,4-Dioxane | 10.34 | 10.00 | ug/L | 103% | | 79-120 | 11 | 20 |
| **Surrogates** | | | | | | | | |
| 1,4-Dioxane-d8 (SUR) | 9.817 | 10.00 | ug/L | 98% | | 80-120 | | |

| Type: | Blank | Lab ID: | QC1327325 | Batch: | 391494 |
|---|---|---|---|---|---|
| Matrix: | Water | Method: | SM 4500-CN-E | Prep Method: | METHOD |

| QC1327325 Analyte | Result | Qual | Units | RL | MDL | Prepared | Analyzed |
|---|---|---|---|---|---|---|---|
| Cyanide | ND | | mg/L | 0.0050 | 0.0017 | 01/02/26 | 01/05/26 |

| Type: | Lab Control Sample | Lab ID: | QC1327326 | Batch: | 391494 |
|---|---|---|---|---|---|
| Matrix: | Water | Method: | SM 4500-CN-E | Prep Method: | METHOD |

| QC1327326 Analyte | Result | Spiked | Units | Recovery | Qual | Limits |
|---|---|---|---|---|---|---|
| Cyanide | 0.1017 | 0.1000 | mg/L | 102% | | 85-115 |

| Type: | Matrix Spike | Lab ID: | QC1327327 | Batch: | 391494 |
|---|---|---|---|---|---|
| Matrix (Source ID): | Water (549776-004) | Method: | SM 4500-CN-E | Prep Method: | METHOD |

| QC1327327 Analyte | Result | Source Sample Result | Spiked | Units | Recovery | Qual | Limits | DF |
|---|---|---|---|---|---|---|---|---|
| Cyanide | 0.1055 | ND | 0.1000 | mg/L | 105% | | 80-120 | 0.5 |

| Type: | Matrix Spike Duplicate | Lab ID: | QC1327328 | Batch: | 391494 |
|---|---|---|---|---|---|
| Matrix (Source ID): | Water (549776-004) | Method: | SM 4500-CN-E | Prep Method: | METHOD |

| QC1327328 Analyte | Result | Source Sample Result | Spiked | Units | Recovery | Qual | Limits | RPD | RPD Lim | DF |
|---|---|---|---|---|---|---|---|---|---|---|
| Cyanide | 0.1050 | ND | 0.1000 | mg/L | 105% | | 80-120 | 0 | 20 | 0.5 |

ENTHALPY ANALYTICAL

# Batch QC

| | | | | | |
|---|---|---|---|---|---|
| **Type:** | Blank | **Lab ID:** | QC1327441 | **Batch:** | 391530 |
| **Matrix:** | Water | **Method:** | SM 4500-S2-D | **Prep Method:** | METHOD |

| QC1327441 Analyte | Result | Qual | Units | RL | MDL | Prepared | Analyzed |
|---|---|---|---|---|---|---|---|
| Sulfide | ND | | mg/L | 0.10 | | 01/03/26 | 01/03/26 |

| | | | | | |
|---|---|---|---|---|---|
| **Type:** | Lab Control Sample | **Lab ID:** | QC1327442 | **Batch:** | 391530 |
| **Matrix:** | Water | **Method:** | SM 4500-S2-D | **Prep Method:** | METHOD |

| QC1327442 Analyte | Result | Spiked | Units | Recovery | Qual | Limits |
|---|---|---|---|---|---|---|
| Sulfide | 0.9000 | 1.000 | mg/L | 90% | | 90-110 |

| | | | | | |
|---|---|---|---|---|---|
| **Type:** | Matrix Spike | **Lab ID:** | QC1327445 | **Batch:** | 391530 |
| **Matrix (Source ID):** | Drinking Water (549874-004) | **Method:** | SM 4500-S2-D | **Prep Method:** | METHOD |

| QC1327445 Analyte | Result | Source Sample Result | Spiked | Units | Recovery | Qual | Limits | DF |
|---|---|---|---|---|---|---|---|---|
| Sulfide | 0.9000 | ND | 1.000 | mg/L | 90% | | 80-120 | 1 |

| | | | | | |
|---|---|---|---|---|---|
| **Type:** | Matrix Spike Duplicate | **Lab ID:** | QC1327446 | **Batch:** | 391530 |
| **Matrix (Source ID):** | Drinking Water (549874-004) | **Method:** | SM 4500-S2-D | **Prep Method:** | METHOD |

| QC1327446 Analyte | Result | Source Sample Result | Spiked | Units | Recovery | Qual | Limits | RPD | RPD Lim | DF |
|---|---|---|---|---|---|---|---|---|---|---|
| Sulfide | 0.9000 | ND | 1.000 | mg/L | 90% | | 80-120 | 0 | 20 | 1 |

| | | | | | |
|---|---|---|---|---|---|
| **Type:** | Blank | **Lab ID:** | QC1327416 | **Batch:** | 391521 |
| **Matrix:** | Water | **Method:** | SM 5310B | **Prep Method:** | SM 5310B |

| QC1327416 Analyte | Result | Qual | Units | RL | MDL | Prepared | Analyzed |
|---|---|---|---|---|---|---|---|
| Total Organic Carbon | ND | | mg/L | 1.0 | 0.49 | 01/03/26 | 01/03/26 |

| | | | | | |
|---|---|---|---|---|---|
| **Type:** | Lab Control Sample | **Lab ID:** | QC1327417 | **Batch:** | 391521 |
| **Matrix:** | Water | **Method:** | SM 5310B | **Prep Method:** | SM 5310B |

| QC1327417 Analyte | Result | Spiked | Units | Recovery | Qual | Limits |
|---|---|---|---|---|---|---|
| Total Organic Carbon | 24.63 | 25.00 | mg/L | 99% | | 85-115 |

| | | | | | |
|---|---|---|---|---|---|
| **Type:** | Matrix Spike | **Lab ID:** | QC1327418 | **Batch:** | 391521 |
| **Matrix (Source ID):** | Water (550065-001) | **Method:** | SM 5310B | **Prep Method:** | SM 5310B |

| QC1327418 Analyte | Result | Source Sample Result | Spiked | Units | Recovery | Qual | Limits | DF |
|---|---|---|---|---|---|---|---|---|
| Total Organic Carbon | 38.47 | 10.66 | 25.00 | mg/L | 111% | | 75-125 | 1 |

ENTHALPY ANALYTICAL

# Batch QC

| | | | | | |
|---|---|---|---|---|---|
| **Type:** | **Matrix Spike Duplicate** | **Lab ID:** | **QC1327419** | **Batch:** | **391521** |
| **Matrix (Source ID):** | **Water (550065-001)** | **Method:** | **SM 5310B** | **Prep Method:** | **SM 5310B** |

| QC1327419 Analyte | Result | Source Sample Result | Spiked | Units | Recovery | Qual | Limits | RPD | RPD Lim | DF |
|---|---|---|---|---|---|---|---|---|---|---|
| Total Organic Carbon | 37.55 | 10.66 | 25.00 | mg/L | 108% | | 75-125 | 2 | 25 | 1 |

| | | | | | |
|---|---|---|---|---|---|
| **Type:** | **Sample Duplicate** | **Lab ID:** | **QC1327319** | **Batch:** | **391491** |
| **Matrix (Source ID):** | **Water (550032-002)** | **Method:** | **SM2130B** | | |

| QC1327319 Analyte | Result | Source Sample Result | Units | Qual | RPD | RPD Lim | DF |
|---|---|---|---|---|---|---|---|
| Turbidity | 228.0 | 232.0 | NTU | | 2 | 20 | 1 |

| | | | | | |
|---|---|---|---|---|---|
| **Type:** | **Blank** | **Lab ID:** | **QC1328059** | **Batch:** | **391737** |
| **Matrix:** | **Water** | **Method:** | **SM2320B** | **Prep Method:** | **METHOD** |

| QC1328059 Analyte | Result | Qual | Units | RL | MDL | Prepared | Analyzed |
|---|---|---|---|---|---|---|---|
| Bicarbonate | ND | | mg/L | 2.4 | | 01/06/26 | 01/06/26 |
| Alkalinity, Total as CaCO3 | ND | | mg/L | 2.0 | | 01/06/26 | 01/06/26 |

| | | | | | |
|---|---|---|---|---|---|
| **Type:** | **Lab Control Sample** | **Lab ID:** | **QC1328060** | **Batch:** | **391737** |
| **Matrix:** | **Water** | **Method:** | **SM2320B** | **Prep Method:** | **METHOD** |

| QC1328060 Analyte | Result | Spiked | Units | Recovery | Qual | Limits |
|---|---|---|---|---|---|---|
| Alkalinity, Total as CaCO3 | 941.6 | 1000 | mg/L | 94% | | 90-110 |

| | | | | | |
|---|---|---|---|---|---|
| **Type:** | **Sample Duplicate** | **Lab ID:** | **QC1328061** | **Batch:** | **391737** |
| **Matrix (Source ID):** | **Water (550068-001)** | **Method:** | **SM2320B** | **Prep Method:** | **METHOD** |

| QC1328061 Analyte | Result | Source Sample Result | Units | Qual | RPD | RPD Lim | DF |
|---|---|---|---|---|---|---|---|
| Bicarbonate | 140.0 | 138.4 | mg/L | | 1 | 20 | 2.5 |
| Alkalinity, Total as CaCO3 | 114.8 | 113.4 | mg/L | | 1 | 20 | 2.5 |

| | | | | | |
|---|---|---|---|---|---|
| **Type:** | **Sample Duplicate** | **Lab ID:** | **QC1327608** | **Batch:** | **391572** |
| **Matrix (Source ID):** | **Water (550065-001)** | **Method:** | **SM2510B** | **Prep Method:** | **METHOD** |

| QC1327608 Analyte | Result | Source Sample Result | Units | Qual | RPD | RPD Lim | DF |
|---|---|---|---|---|---|---|---|
| Specific Conductance | 591.8 | 592.1 | umhos/cm | | 0 | 20 | 1 |

ENTHALPY ANALYTICAL

# Batch QC

| Type: Blank | Lab ID: QC1327604 | Batch: 391571 |
|---|---|---|
| Matrix: Water | Method: SM2540C | Prep Method: METHOD |

| QC1327604 Analyte | Result | Qual | Units | RL | MDL | Prepared | Analyzed |
|---|---|---|---|---|---|---|---|
| Total Dissolved Solids | ND | | mg/L | 10 | | 01/04/26 | 01/05/26 |

| Type: Lab Control Sample | Lab ID: QC1327605 | Batch: 391571 |
|---|---|---|
| Matrix: Water | Method: SM2540C | Prep Method: METHOD |

| QC1327605 Analyte | Result | Spiked | Units | Recovery | Qual | Limits |
|---|---|---|---|---|---|---|
| Total Dissolved Solids | 1,033 | 1000 | mg/L | 103% | | 90-110 |

| Type: Sample Duplicate | Lab ID: QC1327606 | Batch: 391571 |
|---|---|---|
| Matrix (Source ID): Water (550007-001) | Method: SM2540C | Prep Method: METHOD |

| QC1327606 Analyte | Result | Source Sample Result | Units | Qual | RPD | RPD Lim | DF |
|---|---|---|---|---|---|---|---|
| Total Dissolved Solids | 334.0 | 358.0 | mg/L | | 7* | 5 | 2 |

| Type: Sample Duplicate | Lab ID: QC1327607 | Batch: 391571 |
|---|---|---|
| Matrix (Source ID): Water (550065-001) | Method: SM2540C | Prep Method: METHOD |

| QC1327607 Analyte | Result | Source Sample Result | Units | Qual | RPD | RPD Lim | DF |
|---|---|---|---|---|---|---|---|
| Total Dissolved Solids | 382.0 | 390.0 | mg/L | | 2 | 5 | 2 |

| Type: Blank | Lab ID: QC1327387 | Batch: 391513 |
|---|---|---|
| Matrix: Water | Method: SM2540D | Prep Method: METHOD |

| QC1327387 Analyte | Result | Qual | Units | RL | MDL | Prepared | Analyzed |
|---|---|---|---|---|---|---|---|
| Total Suspended Solids | ND | | mg/L | 0.5 | | 01/02/26 | 01/05/26 |

| Type: Lab Control Sample | Lab ID: QC1327388 | Batch: 391513 |
|---|---|---|
| Matrix: Water | Method: SM2540D | Prep Method: METHOD |

| QC1327388 Analyte | Result | Spiked | Units | Recovery | Qual | Limits |
|---|---|---|---|---|---|---|
| Total Suspended Solids | 100.6 | 100.0 | mg/L | 101% | | 90-110 |

| Type: Lab Control Sample Duplicate | Lab ID: QC1327389 | Batch: 391513 |
|---|---|---|
| Matrix: Water | Method: SM2540D | Prep Method: METHOD |

| QC1327389 Analyte | Result | Spiked | Units | Recovery | Qual | Limits | RPD | RPD Lim |
|---|---|---|---|---|---|---|---|---|
| Total Suspended Solids | 99.25 | 100.0 | mg/L | 99% | | 90-110 | 1 | 5 |

ENTHALPY ANALYTICAL

# Batch QC

| Type: | Sample Duplicate | Lab ID: | QC1327390 | Batch: | 391513 |
|---|---|---|---|---|---|
| Matrix (Source ID): | Water (549862-003) | Method: | SM2540D | Prep Method: | METHOD |

| QC1327390 Analyte | Result | Source Sample Result | Units | Qual | RPD | RPD Lim | DF |
|---|---|---|---|---|---|---|---|
| Total Suspended Solids | 735.0 | 550.0 | mg/L | | 29* | 5 | 1 |

| Type: | Sample Duplicate | Lab ID: | QC1327391 | Batch: | 391513 |
|---|---|---|---|---|---|
| Matrix (Source ID): | Water (550025-001) | Method: | SM2540D | Prep Method: | METHOD |

| QC1327391 Analyte | Result | Source Sample Result | Units | Qual | RPD | RPD Lim | DF |
|---|---|---|---|---|---|---|---|
| Total Suspended Solids | 595.0 | 612.5 | mg/L | | 3 | 5 | 1 |

| Type: | Blank | Lab ID: | QC1327168 | Batch: | 391455 |
|---|---|---|---|---|---|
| Matrix: | Water | Method: | SM5210B | Prep Method: | METHOD |

| QC1327168 Analyte | Result | Qual | Units | RL | MDL | Prepared | Analyzed |
|---|---|---|---|---|---|---|---|
| Biochemical Oxygen Demand | ND | | mg/L | 3.0 | | 01/02/26 12:05 | 01/07/26 10:41 |

| Type: | Lab Control Sample | Lab ID: | QC1327171 | Batch: | 391455 |
|---|---|---|---|---|---|
| Matrix: | Water | Method: | SM5210B | Prep Method: | METHOD |

| QC1327171 Analyte | Result | Spiked | Units | Recovery | Qual | Limits |
|---|---|---|---|---|---|---|
| Biochemical Oxygen Demand | 191.7 | 198.0 | mg/L | 97% | | 84.6-115.4 |

| Type: | Sample Duplicate | Lab ID: | QC1327349 | Batch: | 391455 |
|---|---|---|---|---|---|
| Matrix (Source ID): | Water (549863-002) | Method: | SM5210B | Prep Method: | METHOD |

| QC1327349 Analyte | Result | Source Sample Result | Units | Qual | RPD | RPD Lim | DF |
|---|---|---|---|---|---|---|---|
| Biochemical Oxygen Demand | 1,691 | 1574 | mg/L | | 7 | 30 | 1 |

| Type: | Blank | Lab ID: | QC1328482 | Batch: | 391859 |
|---|---|---|---|---|---|
| Matrix: | Water | Method: | SM5220D | Prep Method: | SM 5220D |

| QC1328482 Analyte | Result | Qual | Units | RL | MDL | Prepared | Analyzed |
|---|---|---|---|---|---|---|---|
| Chemical Oxygen Demand | ND | | mg/L | 4.0 | 2.0 | 01/07/26 | 01/07/26 |

| Type: | Lab Control Sample | Lab ID: | QC1328483 | Batch: | 391859 |
|---|---|---|---|---|---|
| Matrix: | Water | Method: | SM5220D | Prep Method: | SM 5220D |

| QC1328483 Analyte | Result | Spiked | Units | Recovery | Qual | Limits |
|---|---|---|---|---|---|---|
| Chemical Oxygen Demand | 97.00 | 100.0 | mg/L | 97% | | 90-110 |

ENTHALPY ANALYTICAL

# Batch QC

| Type: | Matrix Spike | Lab ID: | QC1328485 | Batch: | 391859 |
|---|---|---|---|---|---|
| Matrix (Source ID): | Water (550217-001) | Method: | SM5220D | Prep Method: | SM 5220D |

| QC1328485 Analyte | Result | Source Sample Result | Spiked | Units | Recovery | Qual | Limits | DF |
|---|---|---|---|---|---|---|---|---|
| Chemical Oxygen Demand | 94.00 | 8.000 | 100.0 | mg/L | 86% | | 75-125 | 2 |

| Type: | Matrix Spike Duplicate | Lab ID: | QC1328486 | Batch: | 391859 |
|---|---|---|---|---|---|
| Matrix (Source ID): | Water (550217-001) | Method: | SM5220D | Prep Method: | SM 5220D |

| QC1328486 Analyte | Result | Source Sample Result | Spiked | Units | Recovery | Qual | Limits | RPD | RPD Lim | DF |
|---|---|---|---|---|---|---|---|---|---|---|
| Chemical Oxygen Demand | 100.0 | 8.000 | 100.0 | mg/L | 92% | | 75-125 | 6 | 20 | 2 |

| Type: | Blank | Lab ID: | QC1329151 | Batch: | 392075 |
|---|---|---|---|---|---|
| Matrix: | Water | Method: | SM5220D | Prep Method: | SM 5220D |

| QC1329151 Analyte | Result | Qual | Units | RL | MDL | Prepared | Analyzed |
|---|---|---|---|---|---|---|---|
| Chemical Oxygen Demand | ND | | mg/L | 4.0 | 2.0 | 01/09/26 | 01/09/26 |

| Type: | Lab Control Sample | Lab ID: | QC1329152 | Batch: | 392075 |
|---|---|---|---|---|---|
| Matrix: | Water | Method: | SM5220D | Prep Method: | SM 5220D |

| QC1329152 Analyte | Result | Spiked | Units | Recovery | Qual | Limits |
|---|---|---|---|---|---|---|
| Chemical Oxygen Demand | 995.0 | 1000 | mg/L | 100% | | 90-110 |

| Type: | Matrix Spike | Lab ID: | QC1329153 | Batch: | 392075 |
|---|---|---|---|---|---|
| Matrix (Source ID): | Water (550065-002) | Method: | SM5220D | Prep Method: | SM 5220D |

| QC1329153 Analyte | Result | Source Sample Result | Spiked | Units | Recovery | Qual | Limits | DF |
|---|---|---|---|---|---|---|---|---|
| Chemical Oxygen Demand | 1,296 | 274.0 | 1000 | mg/L | 102% | | 75-125 | 2 |

| Type: | Matrix Spike Duplicate | Lab ID: | QC1329154 | Batch: | 392075 |
|---|---|---|---|---|---|
| Matrix (Source ID): | Water (550065-002) | Method: | SM5220D | Prep Method: | SM 5220D |

| QC1329154 Analyte | Result | Source Sample Result | Spiked | Units | Recovery | Qual | Limits | RPD | RPD Lim | DF |
|---|---|---|---|---|---|---|---|---|---|---|
| Chemical Oxygen Demand | 1,334 | 274.0 | 1000 | mg/L | 106% | | 75-125 | 3 | 20 | 2 |

| | |
|---|---|
| # | CCV drift outside limits; average CCV drift within limits per method requirements |
| * | Value is outside QC limits |
| J | Estimated value |
| ND | Not Detected |
| NM | Not Meaningful |

**Laboratory Job Number 550065**

**Subcontracted Products**

**Pace Laboratories**

Pace Analytical®
ENVIRONMENTAL SCIENCES

Date of Report: 01/08/2026

David Tripp

Enthalpy Laboratories-Orange
931 West Barkley Avenue
Orange, CA 92868

| | |
|---|---|
| Client Project: | EO-550065 |
| Pace Project: | Chiquita Canyon Landfill Stormwater |
| Pace Work Order: | 2600039 |
| Invoice ID: | B529573 |

Enclosed are the results of analyses for samples received by the laboratory on 1/3/2026. If you have any questions concerning this report, please feel free to contact me.

Sincerely,

Contact Person: Ragen Williams
Client Service Rep

Steven Bennett
Operations Manager

Certifications: CA ELAP #1186; NV #CA00014; OR ELAP #4032-001; AK UST101

*The results in this report apply to the samples analyzed in accordance with the chain of custody document. This analytical report must be reproduced in its entirety.*
All results listed in this report are for the exclusive use of the submitting party. Pace Analytical assumes no responsibility for report alteration, separation, detachment or third party interpretation.

# Table of Contents


**Sample Information**

Chain of Custody and Cooler Receipt form ..... 3

Laboratory / Client Sample Cross Reference ..... 5

**Sample Results**

**2600039-01 - SOUTH BASIN - WESTERN INLET**

Organo-Phosphorus Pesticide Analysis (EPA Method 8141A) ..... 6

**2600039-02 - SOUTH BASIN - EASTERN INLET**

Organo-Phosphorus Pesticide Analysis (EPA Method 8141A) ..... 7

**Quality Control Reports**

**Organo-Phosphorus Pesticide Analysis (EPA Method 8141A)**

Method Blank Analysis ..... 8

Laboratory Control Sample ..... 9

**Notes**

Notes and Definitions ..... 10

ENTHALPY ANALYTICAL

931 West Barkley Ave
Orange, CA 92868
(714) 771-6900

**2600039**

Subcontract Laboratory:
Pace Laboratories
4100 Atlas Court
Bakersfield, CA 93308
ATTN: Ragen Schallock
PO #: Required, to be sent via email

2600039

Enthalpy Order: EO-550065
PM: David Tripp
Email: david.tripp@enthalpy.com
CC: incomingreports@enthalpy.com
Phone: 657-581-4710

Results Due: Standard TAT
Report Level: II
Report To: MDL
EDDs: ELM_TransferOut (Standard Excel Transfer EDD, 3 tabs)

Notes:
CHIQUITA Stormwater

| Sample ID | Collected | Lab ID | # Cont. | Matrix | Analysis Requested | Comment |
|---|---|---|---|---|---|---|
| SOUTH BASIN - WESTERN INLET | 31-DEC-2025 13:50 | 550065-001 | 1 | Water | Organophosphorus Pesticides | - 1 |
| SOUTH BASIN - EASTERN INLET | 31-DEC-2025 14:25 | 550065-002 | 1 | Water | Organophosphorus Pesticides | - 2 |

| Notes: | Relinquished By: | Received By: |
|---|---|---|
| | [signature] | [signature] |
| | Date: 1/2/26 14:41 | Date: 1-3-26 9:30 |
| | | |
| | Date: | Date: |
| | | |
| | Date: | Date: |

1 of 1

*The results in this report apply to the samples analyzed in accordance with the chain of custody document. This analytical report must be reproduced in its entirety.*
All results listed in this report are for the exclusive use of the submitting party. Pace Analytical assumes no responsibility for report alteration, separation, detachment or third party interpretation.

**Chain of Custody and Cooler Receipt Form for 2600039 Page 2 of 2**

PACE ANALYTICAL — COOLER RECEIPT FORM — Page 1 Of 1

Submission #: 2600039

| SHIPPING INFORMATION | SHIPPING CONTAINER | FREE LIQUID |
|---|---|---|
| Fed Ex ☑ UPS ☐ GSO / GLS ☐ Hand Delivery ☐ Pace Lab Field Service ☐ Other ☐ (Specify)_____ | Ice Chest ☑ None ☐ Box ☐ Other ☐ (Specify)_____ | YES ☐ NO ☐ WET S |

Refrigerant: Ice ☑ Blue Ice ☐ None ☐ Other ☐ Comments:

Custody Seals: Ice Chest ☐ Intact? Yes ☐ No ☐ Containers ☐ Intact? Yes ☐ No ☐ None ☑ Comments:

All samples received? Yes ☑ No ☐ All samples containers intact? Yes ☑ No ☐ Description(s) match COC? Yes ☐ No ☐

COC Received ☑ YES ☐ NO

Emissivity: 0.97 Container: NA Thermometer ID: 774 Date/Time 1-3-25 9:30

Temperature: (A) 3.4 °C / (C) 3.7 °C Analyst Init MOE

| SAMPLE CONTAINERS | SAMPLE NUMBERS 1 | 2 | 3 | 4 | 5 | 6 | 7 | 8 | 9 | 10 |
|---|---|---|---|---|---|---|---|---|---|---|
| QT PE UNPRES | | | | | | | | | | |
| 4oz / 8oz / 16oz PE UNPRES | | | | | | | | | | |
| 2oz $Cr^{+6}$ | | | | | | | | | | |
| QT INORGANIC CHEMICAL METALS | | | | | | | | | | |
| INORGANIC CHEMICAL METALS 4oz / 8oz / 16oz | | | | | | | | | | |
| PT CYANIDE | | | | | | | | | | |
| PT NITROGEN FORMS | | | | | | | | | | |
| PT TOTAL SULFIDE | | | | | | | | | | |
| 2oz. NITRATE / NITRITE | | | | | | | | | | |
| PT TOTAL ORGANIC CARBON | | | | | | | | | | |
| PT CHEMICAL OXYGEN DEMAND | | | | | | | | | | |
| PtA PHENOLICS | | | | | | | | | | |
| 40ml VOA VIAL TRAVEL BLANK | | | | | | | | | | |
| 40ml VOA VIAL | | | | | | | | | | |
| QT EPA 1664B | A | A | | | | | | | | |
| PT ODOR | | | | | | | | | | |
| RADIOLOGICAL | | | | | | | | | | |
| BACTERIOLOGICAL | | | | | | | | | | |
| 40 ml VOA VIAL- 504 | | | | | | | | | | |
| QT EPA 508/608.3/8081A | | | | | | | | | | |
| QT EPA 515.1/8151A | | | | | | | | | | |
| QT EPA 525.2 | | | | | | | | | | |
| QT EPA 525.2 TRAVEL BLANK | | | | | | | | | | |
| 40ml EPA 547 | | | | | | | | | | |
| 40ml EPA 531.1 | | | | | | | | | | |
| 8oz EPA 548.1 | | | | | | | | | | |
| QT EPA 549.2 | | | | | | | | | | |
| QT EPA 8015M | | | | | | | | | | |
| QT EPA 8270C | | | | | | | | | | |
| 8oz / 16oz / 32oz AMBER | | | | | | | | | | |
| 8oz / 16oz / 32oz JAR | | | | | | | | | | |
| SOIL SLEEVE | | | | | | | | | | |
| PCB VIAL | | | | | | | | | | |
| PLASTIC BAG | | | | | | | | | | |
| TEDLAR BAG | | | | | | | | | | |
| FERROUS IRON | | | | | | | | | | |
| ENCORE | | | | | | | | | | |
| SMART KIT | | | | | | | | | | |
| SUMMA CANISTER | | | | | | | | | | |

CHK BY: MM DISTRIBUTION: STL SUB OUT ☐

Comments:

Sample Numbering Completed By: MOE Date/Time: 1-3-25 9:50

A = Actual / C = Corrected

Rev 23 05/25/22

[S:\WPDoc\WordPerfect\LAB_DOCS\FORMS\SAMRECrev 20]

Pace Analytical
ENVIRONMENTAL SCIENCES

| | |
|---|---|
| Enthalpy Laboratories-Orange | **Reported:** 01/08/2026 12:06 |
| 931 West Barkley Avenue | Project: Chiquita Canyon Landfill Stormwater |
| Orange, CA 92868 | Project Number: EO-550065 |
| | Project Manager: David Tripp |

# Laboratory / Client Sample Cross Reference

| Laboratory | Client Sample Information | | | |
|---|---|---|---|---|
| **2600039-01** | **COC Number:** | — | **Receive Date:** | 01/03/2026 09:30 |
| | **Project Number:** | — | **Sampling Date:** | 12/31/2025 13:50 |
| | **Sampling Location:** | — | **Sample Depth:** | — |
| | **Sampling Point:** | SOUTH BASIN - WESTERN INLET | **Lab Matrix:** | Water |
| | **Sampled By:** | CLIENT | **Sample Type:** | Stormwater Runoff |
| **2600039-02** | **COC Number:** | — | **Receive Date:** | 01/03/2026 09:30 |
| | **Project Number:** | — | **Sampling Date:** | 12/31/2025 14:25 |
| | **Sampling Location:** | — | **Sample Depth:** | — |
| | **Sampling Point:** | SOUTH BASIN - EASTERN INLET | **Lab Matrix:** | Water |
| | **Sampled By:** | CLIENT | **Sample Type:** | Stormwater Runoff |

*The results in this report apply to the samples analyzed in accordance with the chain of custody document. This analytical report must be reproduced in its entirety.*
All results listed in this report are for the exclusive use of the submitting party. Pace Analytical assumes no responsibility for report alteration, separation, detachment or third party interpretation.

Pace Analytical
ENVIRONMENTAL SCIENCES

Enthalpy Laboratories-Orange
931 West Barkley Avenue
Orange, CA 92868

**Reported:** 01/08/2026 12:06
Project: Chiquita Canyon Landfill Stormwater
Project Number: EO-550065
Project Manager: David Tripp

# Organo-Phosphorus Pesticide Analysis (EPA Method 8141A)

**Pace Sample ID:** 2600039-01 | **Client Sample Name:** SOUTH BASIN - WESTERN INLET, 12/31/2025 1:50:00PM, CLIENT

| Constituent | Result | Units | PQL | MDL | Method | MB Bias | Lab Quals | DCN |
|---|---|---|---|---|---|---|---|---|
| Azinphos methyl | ND | ug/L | 0.50 | 0.12 | EPA-8141A | ND | | 1 |
| Bolstar | ND | ug/L | 0.20 | 0.050 | EPA-8141A | ND | | 1 |
| Chlorpyrifos | ND | ug/L | 0.20 | 0.050 | EPA-8141A | ND | | 1 |
| Coumaphos | ND | ug/L | 0.50 | 0.11 | EPA-8141A | ND | | 1 |
| Demeton O/S | ND | ug/L | 0.20 | 0.056 | EPA-8141A | ND | | 1 |
| Diazinon | ND | ug/L | 0.20 | 0.050 | EPA-8141A | ND | | 1 |
| Dichlorvos | ND | ug/L | 0.20 | 0.050 | EPA-8141A | ND | | 1 |
| Disulfoton | ND | ug/L | 0.20 | 0.050 | EPA-8141A | ND | | 1 |
| Ethoprop | ND | ug/L | 0.20 | 0.052 | EPA-8141A | ND | | 1 |
| Fensulfothion | ND | ug/L | 0.20 | 0.051 | EPA-8141A | ND | | 1 |
| Fenthion | ND | ug/L | 0.20 | 0.050 | EPA-8141A | ND | | 1 |
| Merphos | ND | ug/L | 0.20 | 0.050 | EPA-8141A | ND | | 1 |
| Methyl parathion | ND | ug/L | 0.20 | 0.050 | EPA-8141A | ND | | 1 |
| Mevinphos | ND | ug/L | 0.20 | 0.050 | EPA-8141A | ND | | 1 |
| Naled | ND | ug/L | 0.50 | 0.17 | EPA-8141A | ND | | 1 |
| Phorate | ND | ug/L | 0.20 | 0.066 | EPA-8141A | ND | | 1 |
| Ronnel (Fenchlorphos) | ND | ug/L | 0.20 | 0.050 | EPA-8141A | ND | | 1 |
| Stirophos (Tetrachlorvinphos) | ND | ug/L | 0.20 | 0.082 | EPA-8141A | ND | | 1 |
| Tokuthion (Prothiofos) | ND | ug/L | 0.20 | 0.050 | EPA-8141A | ND | | 1 |
| Trichloronate | ND | ug/L | 0.20 | 0.050 | EPA-8141A | ND | | 1 |
| Triphenylphosphate (Surrogate) | 30.2 | % | 50 - 130 (LCL - UCL) | | EPA-8141A | | S09 | 1 |

| DCN | Method | Prep Date | Run Date/Time | Analyst | Instrument | Dilution | QC Batch ID | Prep Method |
|---|---|---|---|---|---|---|---|---|
| 1 | EPA-8141A | 01/06/26 10:30 | 01/07/26 17:58 | IJC | GC-18 | 0.974 | B225090 | EPA 3510C |

DCN = Data Continuation Number

*The results in this report apply to the samples analyzed in accordance with the chain of custody document. This analytical report must be reproduced in its entirety.*
All results listed in this report are for the exclusive use of the submitting party. Pace Analytical assumes no responsibility for report alteration, separation, detachment or third party interpretation.

Pace Analytical
ENVIRONMENTAL SCIENCES

Enthalpy Laboratories-Orange
931 West Barkley Avenue
Orange, CA 92868

**Reported:** 01/08/2026 12:06
Project: Chiquita Canyon Landfill Stormwater
Project Number: EO-550065
Project Manager: David Tripp

# Organo-Phosphorus Pesticide Analysis (EPA Method 8141A)

**Pace Sample ID:** 2600039-02 | **Client Sample Name:** SOUTH BASIN - EASTERN INLET, 12/31/2025 2:25:00PM, CLIENT

| Constituent | Result | Units | PQL | MDL | Method | MB Bias | Lab Quals | DCN |
|---|---|---|---|---|---|---|---|---|
| Azinphos methyl | ND | ug/L | 0.50 | 0.12 | EPA-8141A | ND | | 1 |
| Bolstar | ND | ug/L | 0.20 | 0.050 | EPA-8141A | ND | | 1 |
| Chlorpyrifos | ND | ug/L | 0.20 | 0.050 | EPA-8141A | ND | | 1 |
| Coumaphos | ND | ug/L | 0.50 | 0.11 | EPA-8141A | ND | | 1 |
| Demeton O/S | ND | ug/L | 0.20 | 0.056 | EPA-8141A | ND | | 1 |
| Diazinon | ND | ug/L | 0.20 | 0.050 | EPA-8141A | ND | | 1 |
| Dichlorvos | ND | ug/L | 0.20 | 0.050 | EPA-8141A | ND | | 1 |
| Disulfoton | ND | ug/L | 0.20 | 0.050 | EPA-8141A | ND | | 1 |
| Ethoprop | ND | ug/L | 0.20 | 0.052 | EPA-8141A | ND | | 1 |
| Fensulfothion | ND | ug/L | 0.20 | 0.051 | EPA-8141A | ND | | 1 |
| Fenthion | ND | ug/L | 0.20 | 0.050 | EPA-8141A | ND | | 1 |
| Merphos | ND | ug/L | 0.20 | 0.050 | EPA-8141A | ND | | 1 |
| Methyl parathion | ND | ug/L | 0.20 | 0.050 | EPA-8141A | ND | | 1 |
| Mevinphos | ND | ug/L | 0.20 | 0.050 | EPA-8141A | ND | | 1 |
| Naled | ND | ug/L | 0.50 | 0.17 | EPA-8141A | ND | | 1 |
| Phorate | ND | ug/L | 0.20 | 0.066 | EPA-8141A | ND | | 1 |
| Ronnel (Fenchlorphos) | ND | ug/L | 0.20 | 0.050 | EPA-8141A | ND | | 1 |
| Stirophos (Tetrachlorvinphos) | ND | ug/L | 0.20 | 0.082 | EPA-8141A | ND | | 1 |
| Tokuthion (Prothiofos) | ND | ug/L | 0.20 | 0.050 | EPA-8141A | ND | | 1 |
| Trichloronate | ND | ug/L | 0.20 | 0.050 | EPA-8141A | ND | | 1 |
| Triphenylphosphate (Surrogate) | 69.6 | % | 50 - 130 (LCL - UCL) | | EPA-8141A | | | 1 |

| DCN | Method | Prep Date | Run Date/Time | Analyst | Instrument | Dilution | QC Batch ID | Prep Method |
|---|---|---|---|---|---|---|---|---|
| 1 | EPA-8141A | 01/06/26 10:30 | 01/07/26 18:27 | IJC | GC-18 | 0.971 | B225090 | EPA 3510C |

DCN = Data Continuation Number

*The results in this report apply to the samples analyzed in accordance with the chain of custody document. This analytical report must be reproduced in its entirety.*
All results listed in this report are for the exclusive use of the submitting party. Pace Analytical assumes no responsibility for report alteration, separation, detachment or third party interpretation.

Pace Analytical
ENVIRONMENTAL SCIENCES

Enthalpy Laboratories-Orange
931 West Barkley Avenue
Orange, CA 92868

**Reported:** 01/08/2026 12:06
Project: Chiquita Canyon Landfill Stormwater
Project Number: EO-550065
Project Manager: David Tripp

# Organo-Phosphorus Pesticide Analysis (EPA Method 8141A)

## Quality Control Report - Method Blank Analysis

| Constituent | QC Sample ID | MB Result | Units | PQL | MDL | Lab Quals | Run # |
|---|---|---|---|---|---|---|---|
| **QC Batch ID: B225090** | | | | | | | |
| Azinphos methyl | B225090-BLK1 | ND | ug/L | 0.50 | 0.12 | | 1 |
| Bolstar | B225090-BLK1 | ND | ug/L | 0.20 | 0.050 | | 1 |
| Chlorpyrifos | B225090-BLK1 | ND | ug/L | 0.20 | 0.050 | | 1 |
| Coumaphos | B225090-BLK1 | ND | ug/L | 0.50 | 0.11 | | 1 |
| Demeton O/S | B225090-BLK1 | ND | ug/L | 0.20 | 0.056 | | 1 |
| Diazinon | B225090-BLK1 | ND | ug/L | 0.20 | 0.050 | | 1 |
| Dichlorvos | B225090-BLK1 | ND | ug/L | 0.20 | 0.050 | | 1 |
| Disulfoton | B225090-BLK1 | ND | ug/L | 0.20 | 0.050 | | 1 |
| Ethoprop | B225090-BLK1 | ND | ug/L | 0.20 | 0.052 | | 1 |
| Fensulfothion | B225090-BLK1 | ND | ug/L | 0.20 | 0.051 | | 1 |
| Fenthion | B225090-BLK1 | ND | ug/L | 0.20 | 0.050 | | 1 |
| Merphos | B225090-BLK1 | ND | ug/L | 0.20 | 0.050 | | 1 |
| Methyl parathion | B225090-BLK1 | ND | ug/L | 0.20 | 0.050 | | 1 |
| Mevinphos | B225090-BLK1 | ND | ug/L | 0.20 | 0.050 | | 1 |
| Naled | B225090-BLK1 | ND | ug/L | 0.50 | 0.17 | | 1 |
| Phorate | B225090-BLK1 | ND | ug/L | 0.20 | 0.066 | | 1 |
| Ronnel (Fenchlorphos) | B225090-BLK1 | ND | ug/L | 0.20 | 0.050 | | 1 |
| Stirophos (Tetrachlorvinphos) | B225090-BLK1 | ND | ug/L | 0.20 | 0.082 | | 1 |
| Tokuthion (Prothiofos) | B225090-BLK1 | ND | ug/L | 0.20 | 0.050 | | 1 |
| Trichloronate | B225090-BLK1 | ND | ug/L | 0.20 | 0.050 | | 1 |
| **Triphenylphosphate (Surrogate)** | **B225090-BLK1** | **89.0** | % | **50 - 130 (LCL - UCL)** | | | 1 |

| Run # | QC Sample ID | QC Type | Method | Prep Date | Run Date Time | Analyst | Instrument | Dilution |
|---|---|---|---|---|---|---|---|---|
| 1 | B225090-BLK1 | PB | EPA-8141A | 01/06/26 | 01/07/26 16:00 | IJC | GC-18 | 1 |

*The results in this report apply to the samples analyzed in accordance with the chain of custody document. This analytical report must be reproduced in its entirety.*
All results listed in this report are for the exclusive use of the submitting party. Pace Analytical assumes no responsibility for report alteration, separation, detachment or third party interpretation.

Pace Analytical
ENVIRONMENTAL SCIENCES

Enthalpy Laboratories-Orange
931 West Barkley Avenue
Orange, CA 92868

**Reported:** 01/08/2026 12:06
Project: Chiquita Canyon Landfill Stormwater
Project Number: EO-550065
Project Manager: David Tripp

# Organo-Phosphorus Pesticide Analysis (EPA Method 8141A)

## Quality Control Report - Laboratory Control Sample

| Constituent | QC Sample ID | Type | Result | Spike Level | Units | Percent Recovery | RPD | Control Limits Percent Recovery | Control Limits RPD | Lab Quals | Run # |
|---|---|---|---|---|---|---|---|---|---|---|---|
| **QC Batch ID: B225090** | | | | | | | | | | | |
| Bolstar | B225090-BS1 | LCS | 1.6800 | 2.0000 | ug/L | 84.0 | | 50 - 130 | | | 1 |
| | B225090-BSD1 | LCSD | 1.7400 | 2.0000 | ug/L | 87.0 | 3.5 | 50 - 130 | 30 | | 2 |
| Chlorpyrifos | B225090-BS1 | LCS | 1.9000 | 2.0000 | ug/L | 95.0 | | 60 - 120 | | | 1 |
| | B225090-BSD1 | LCSD | 1.9100 | 2.0000 | ug/L | 95.5 | 0.5 | 60 - 120 | 30 | | 2 |
| Diazinon | B225090-BS1 | LCS | 1.7900 | 2.0000 | ug/L | 89.5 | | 60 - 130 | | | 1 |
| | B225090-BSD1 | LCSD | 1.8150 | 2.0000 | ug/L | 90.8 | 1.4 | 60 - 130 | 30 | | 2 |
| Methyl parathion | B225090-BS1 | LCS | 1.9900 | 2.0000 | ug/L | 99.5 | | 60 - 120 | | | 1 |
| | B225090-BSD1 | LCSD | 2.0500 | 2.0000 | ug/L | 102 | 3.0 | 60 - 120 | 30 | | 2 |
| Mevinphos | B225090-BS1 | LCS | 1.5850 | 2.0000 | ug/L | 79.2 | | 50 - 120 | | | 1 |
| | B225090-BSD1 | LCSD | 1.5350 | 2.0000 | ug/L | 76.8 | 3.2 | 50 - 120 | 30 | | 2 |
| Ronnel (Fenchlorphos) | B225090-BS1 | LCS | 2.0850 | 2.0000 | ug/L | 104 | | 50 - 120 | | | 1 |
| | B225090-BSD1 | LCSD | 2.1400 | 2.0000 | ug/L | 107 | 2.6 | 50 - 120 | 30 | | 2 |
| Stirophos (Tetrachlorvinphos) | B225090-BS1 | LCS | 1.9550 | 2.0000 | ug/L | 97.8 | | 50 - 120 | | | 1 |
| | B225090-BSD1 | LCSD | 1.9300 | 2.0000 | ug/L | 96.5 | 1.3 | 50 - 120 | 30 | | 2 |
| Triphenylphosphate (Surrogate) | B225090-BS1 | LCS | 2.6700 | 2.5000 | ug/L | 107 | | 50 - 130 | | | 1 |
| | B225090-BSD1 | LCSD | 2.6150 | 2.5000 | ug/L | 105 | 2.1 | 50 - 130 | | | 2 |

| Run # | QC Sample ID | QC Type | Method | Prep Date | Run Date Time | Analyst | Instrument | Dilution |
|---|---|---|---|---|---|---|---|---|
| 1 | B225090-BS1 | LCS | EPA-8141A | 01/06/26 | 01/07/26 16:29 | IJC | GC-18 | 1 |
| 2 | B225090-BSD1 | LCSD | EPA-8141A | 01/06/26 | 01/07/26 16:59 | IJC | GC-18 | 1 |

*The results in this report apply to the samples analyzed in accordance with the chain of custody document. This analytical report must be reproduced in its entirety.*
All results listed in this report are for the exclusive use of the submitting party. Pace Analytical assumes no responsibility for report alteration, separation, detachment or third party interpretation.

Pace Analytical
ENVIRONMENTAL SCIENCES

| | |
|---|---|
| Enthalpy Laboratories-Orange | **Reported:** 01/08/2026 12:06 |
| 931 West Barkley Avenue | Project: Chiquita Canyon Landfill Stormwater |
| Orange, CA 92868 | Project Number: EO-550065 |
| | Project Manager: David Tripp |

## Notes And Definitions

| | |
|---|---|
| MDL | Method Detection Limit |
| ND | Analyte Not Detected |
| PQL | Practical Quantitation Limit |
| S09 | The surrogate recovery for this compound was not within the control limits. |

*The results in this report apply to the samples analyzed in accordance with the chain of custody document. This analytical report must be reproduced in its entirety.*
All results listed in this report are for the exclusive use of the submitting party. Pace Analytical assumes no responsibility for report alteration, separation, detachment or third party interpretation.

**Laboratory Job Number 550065**

**Subcontracted Products**

**McCampbell Analytical, Inc.**

# McCampbell Analytical, Inc.

*"When Quality Counts"*

# Analytical Report

**WorkOrder:** 2601095

**Report Created for:** Enthalpy Analytical

931 West Barkley Avenue
Orange, CA 92868

**Project Contact:** David Tripp
**Project P.O.:** 079649
**Project:** EO-550065

**Project Location:**
**Project Received:** 01/06/2026

Analytical Report reviewed & approved for release on 01/07/2026 by:

Jennifer Lagerbom
Project Manager

***The report shall not be reproduced except in full, without the written approval of the laboratory. The analytical results relate only to the items tested. Results reported conform to the most current regulatory standards, where applicable, unless otherwise stated.***

1534 Willow Pass Rd. Pittsburg, CA 94565 ♦ TEL: (877) 252-9262 ♦ FAX: (925) 252-9269 ♦ www.mccampbell.com
CA ELAP 1644 ♦ ORELAP (NELAP) 4033 ♦ AIHA-LAP ID#232255 ♦ DoD-ELAP Cert # L22-757

McCampbell Analytical, Inc.
"When Quality Counts"
1534 Willow Pass Road, Pittsburg, CA 94565-1701
Toll Free Telephone: (877) 252-9262 / Fax: (925) 252-9269
http://www.mccampbell.com / E-mail: main@mccampbell.com

# Glossary of Terms & Qualifier Definitions

**Client:** Enthalpy Analytical **WorkOrder:** 2601095
**Project:** EO-550065

## Glossary Abbreviation

| | |
|---|---|
| %D | Serial Dilution Percent Difference |
| 95% Interval | 95% Confident Interval |
| CCV | Continuing Calibration Verification. |
| CCV REC (%) | % recovery of Continuing Calibration Verification. |
| CPT | Consumer Product Testing not NELAP Accredited |
| DF | Dilution Factor |
| DI WET | (DISTLC) Waste Extraction Test using DI water |
| DISS | Dissolved (direct analysis of 0.45 µm filtered and acidified water sample) |
| DLT | Dilution Test (Serial Dilution) |
| DUP | Duplicate |
| EDL | Estimated Detection Limit |
| ERS | External reference sample. Second source calibration verification. |
| ITEF | International Toxicity Equivalence Factor |
| LCS | Laboratory Control Sample |
| LCS2 | Second LCS for the batch. Spike level is lower than that for the first LCS; applicable to method 1633. |
| LQL | Lowest Quantitation Level |
| MB | Method Blank |
| MB IS/SS % Rec | % Recovery of Internal Standard or Surrogate in Method Blank, if applicable |
| MB SS % Rec | % Recovery of Surrogate in Method Blank, if applicable |
| MDL | Method Detection Limit [1] |
| ML | Minimum Level of Quantitation |
| MS | Matrix Spike |
| MSD | Matrix Spike Duplicate |
| NA | Not Applicable |
| ND | Not detected at or above the indicated MDL or RL. |
| NR | Data Not Reported due to matrix interference or insufficient sample amount. |
| PDS | Post Digestion Spike |
| PF | Prep Factor |
| RD | Relative Difference |
| RL | Reporting Limit [2] |
| RPD | Relative Percent Difference |
| RRT | Relative Retention Time |
| RSD | Relative Standard Deviation |
| SNR | Surrogate is diluted out of the calibration range |

[1] MDL is the minimum measured concentration of a substance that can be reported with 99% confidence that the measured concentration is distinguishable from method blank results. Definition and Procedure for the Determination of the Method Detection Limit, Revision 2, 40CFR, Part 136, Appendix B, EPA 821-R-16-006, December 2016. Values are based upon our default extraction volume/amount and are subject to change.

[2] RL is the lowest level that can be reliably determined within specified limits of precision and accuracy during routine laboratory operating conditions. (The RL cannot be lower than the lowest calibration standard used in the initial calibration of the instrument and must be greater than the MDL.) Values are based upon our default extraction volume/amount and are subject to change.

McCampbell Analytical, Inc.
"When Quality Counts"

1534 Willow Pass Road, Pittsburg, CA 94565-1701
Toll Free Telephone: (877) 252-9262 / Fax: (925) 252-9269
http://www.mccampbell.com / E-mail: main@mccampbell.com

# Glossary of Terms & Qualifier Definitions

**Client:** Enthalpy Analytical **WorkOrder:** 2601095

**Project:** EO-550065

| | |
|---|---|
| SPK Val | Spike Value |
| SPKRef Val | Spike Reference Value |
| SPLP | Synthetic Precipitation Leachate Procedure |
| ST | Sorbent Tube |
| TCLP | Toxicity Characteristic Leachate Procedure |
| TEQ | Toxicity Equivalents |
| TNTC | "Too Numerous to Count;" greater than 250 colonies observed on the plate. |
| TPH-Diesel | Sample results for semi-volatile TPH (diesel, kerosene, oil, etc) were calculated using a background subtraction procedure to correct for instrument baseline rise (column bleed) as described in Sec 7.7.2.2 of EPA 8015 B, C. |
| TZA | TimeZone Net Adjustment for sample collected outside of MAI's Coordinated Universal Time (UTC). (Adjustment for Daylight Saving is not accounted.) |
| WET (STLC) | Waste Extraction Test (Soluble Threshold Limit Concentration) |

## Analytical Qualifiers

| | |
|---|---|
| a3 | Sample diluted due to high organic content interfering with quantitative/or qualitative analysis. |
| b1 | Aqueous sample that contains greater than ~1 vol. % sediment |

## Quality Control Qualifiers

| | |
|---|---|
| F2 | LCS/LCSD recovery and/or RPD/RSD is out of acceptance criteria. |

McCampbell Analytical, Inc.
"When Quality Counts"

1534 Willow Pass Road, Pittsburg, CA 94565-1701
Toll Free Telephone: (877) 252-9262 / Fax: (925) 252-9269
http://www.mccampbell.com / E-mail: main@mccampbell.com

# Analytical Report

| | | | |
|---|---|---|---|
| **Client:** | Enthalpy Analytical | **WorkOrder:** | 2601095 |
| **Date Received:** | 01/06/2026 9:44 | **Extraction Method:** | E8151A |
| **Date Prepared:** | 01/06/2026 | **Analytical Method:** | E8151A |
| **Project:** | EO-550065 | **Unit:** | µg/L |

## Chlorinated Herbicides by GC-ECD

| Client ID | Lab ID | Matrix | Date Collected | Instrument FileID | Batch ID |
|---|---|---|---|---|---|
| SOUTH BASIN-WESTERN INLET | 2601095-001A | Water | 12/31/2025 13:50 | GC15A 01072615.D | 333154 |

| Analytes | Result | MDL | RL | DF | Date Analyzed |
|---|---|---|---|---|---|
| Acifluorfen | ND | 5.3 | 10 | 10 | 01/07/2026 13:04 |
| Bentazon | ND | 3.2 | 10 | 10 | 01/07/2026 13:04 |
| Chloramben | ND | 6.4 | 10 | 10 | 01/07/2026 13:04 |
| 2,4-D (Dichlorophenoxyacetic acid) | ND | 0.79 | 2.0 | 10 | 01/07/2026 13:04 |
| 2,4-DB | ND | 4.2 | 10 | 10 | 01/07/2026 13:04 |
| Dalapon | ND | 7.7 | 10 | 10 | 01/07/2026 13:04 |
| DCPA (mono & diacid) | ND | 5.0 | 10 | 10 | 01/07/2026 13:04 |
| Dicamba | ND | 0.74 | 2.0 | 10 | 01/07/2026 13:04 |
| 3,5-Dichlorobenzoic Acid | ND | 2.4 | 10 | 10 | 01/07/2026 13:04 |
| Dichloroprop | ND | 3.5 | 10 | 10 | 01/07/2026 13:04 |
| Dinoseb (DNBP) | ND | 3.0 | 10 | 10 | 01/07/2026 13:04 |
| MCPA | ND | 13 | 20 | 10 | 01/07/2026 13:04 |
| MCPP | ND | 12 | 20 | 10 | 01/07/2026 13:04 |
| 4-Nitrophenol | ND | 7.7 | 10 | 10 | 01/07/2026 13:04 |
| Pentachlorophenol (PCP) | ND | 0.55 | 2.0 | 10 | 01/07/2026 13:04 |
| Picloram | ND | 3.8 | 10 | 10 | 01/07/2026 13:04 |
| 2,4,5-T (Trichlorophenoxy acetic acid) | ND | 1.0 | 2.0 | 10 | 01/07/2026 13:04 |
| 2,4,5-TP (Silvex) | ND | 1.6 | 5.0 | 10 | 01/07/2026 13:04 |

| Surrogates | REC (%) | Limits | DF | |
|---|---|---|---|---|
| DCAA | 88 | 60-140 | 10 | 01/07/2026 13:04 |

Analyst(s): DP

Analytical Comments: a3

*(Cont.)*

McCampbell Analytical, Inc.
"When Quality Counts"

1534 Willow Pass Road, Pittsburg, CA 94565-1701
Toll Free Telephone: (877) 252-9262 / Fax: (925) 252-9269
http://www.mccampbell.com / E-mail: main@mccampbell.com

# Analytical Report

| | | | |
|---|---|---|---|
| **Client:** | Enthalpy Analytical | **WorkOrder:** | 2601095 |
| **Date Received:** | 01/06/2026 9:44 | **Extraction Method:** | E8151A |
| **Date Prepared:** | 01/06/2026 | **Analytical Method:** | E8151A |
| **Project:** | EO-550065 | **Unit:** | µg/L |

## Chlorinated Herbicides by GC-ECD

| Client ID | Lab ID | Matrix | Date Collected | Instrument FileID | Batch ID |
|---|---|---|---|---|---|
| SOUTH BASIN-EASTERN INLET | 2601095-002A | Water | 12/31/2025 14:25 | GC15A 01072616.D | 333154 |

| Analytes | Result | MDL | RL | DF | Date Analyzed |
|---|---|---|---|---|---|
| Acifluorfen | ND | 5.3 | 10 | 10 | 01/07/2026 13:29 |
| Bentazon | ND | 3.2 | 10 | 10 | 01/07/2026 13:29 |
| Chloramben | ND | 6.4 | 10 | 10 | 01/07/2026 13:29 |
| 2,4-D (Dichlorophenoxyacetic acid) | ND | 0.79 | 2.0 | 10 | 01/07/2026 13:29 |
| 2,4-DB | ND | 4.2 | 10 | 10 | 01/07/2026 13:29 |
| Dalapon | ND | 7.7 | 10 | 10 | 01/07/2026 13:29 |
| DCPA (mono & diacid) | ND | 5.0 | 10 | 10 | 01/07/2026 13:29 |
| Dicamba | ND | 0.74 | 2.0 | 10 | 01/07/2026 13:29 |
| 3,5-Dichlorobenzoic Acid | ND | 2.4 | 10 | 10 | 01/07/2026 13:29 |
| Dichloroprop | ND | 3.5 | 10 | 10 | 01/07/2026 13:29 |
| Dinoseb (DNBP) | ND | 3.0 | 10 | 10 | 01/07/2026 13:29 |
| MCPA | ND | 13 | 20 | 10 | 01/07/2026 13:29 |
| MCPP | ND | 12 | 20 | 10 | 01/07/2026 13:29 |
| 4-Nitrophenol | ND | 7.7 | 10 | 10 | 01/07/2026 13:29 |
| Pentachlorophenol (PCP) | ND | 0.55 | 2.0 | 10 | 01/07/2026 13:29 |
| Picloram | ND | 3.8 | 10 | 10 | 01/07/2026 13:29 |
| 2,4,5-T (Trichlorophenoxy acetic acid) | ND | 1.0 | 2.0 | 10 | 01/07/2026 13:29 |
| 2,4,5-TP (Silvex) | ND | 1.6 | 5.0 | 10 | 01/07/2026 13:29 |

| Surrogates | REC (%) | Limits | DF | |
|---|---|---|---|---|
| DCAA | 89 | 60-140 | 10 | 01/07/2026 13:29 |

Analyst(s): DP

Analytical Comments: a3,b1

McCampbell Analytical, Inc.
"When Quality Counts"

1534 Willow Pass Road, Pittsburg, CA 94565-1701
Toll Free Telephone: (877) 252-9262 / Fax: (925) 252-9269
http://www.mccampbell.com / E-mail: main@mccampbell.com

# Analytical Report

| | | | |
|---|---|---|---|
| **Client:** | Enthalpy Analytical | **WorkOrder:** | 2601095 |
| **Date Received:** | 01/06/2026 9:44 | **Extraction Method:** | RSK175 |
| **Date Prepared:** | 01/06/2026 | **Analytical Method:** | RSK175 |
| **Project:** | EO-550065 | **Unit:** | µg/L |

## Dissolved Carbon Dioxide by RSK 175

| Client ID | Lab ID | Matrix | Date Collected | Instrument FileID | Batch ID |
|---|---|---|---|---|---|
| SOUTH BASIN-WESTERN INLET | 2601095-001B | Water | 12/31/2025 13:50 | GC26 0106261105.D | 333187 |

| Analytes | Result | MDL | RL | DF | Date Analyzed |
|---|---|---|---|---|---|
| Carbon Dioxide | **940** | 50 | 50 | 1 | 01/06/2026 15:01 |

Analyst(s): CLO

| Client ID | Lab ID | Matrix | Date Collected | Instrument FileID | Batch ID |
|---|---|---|---|---|---|
| SOUTH BASIN-EASTERN INLET | 2601095-002B | Water | 12/31/2025 14:25 | GC26 0106261106.D | 333187 |

| Analytes | Result | MDL | RL | DF | Date Analyzed |
|---|---|---|---|---|---|
| Carbon Dioxide | **740** | 50 | 50 | 1 | 01/06/2026 15:30 |

Analyst(s): CLO  Analytical Comments: b1

McCampbell Analytical, Inc.
"When Quality Counts"
1534 Willow Pass Road, Pittsburg, CA 94565-1701
Toll Free Telephone: (877) 252-9262 / Fax: (925) 252-9269
http://www.mccampbell.com / E-mail: main@mccampbell.com

# Quality Control Report

| | | | |
|---|---|---|---|
| **Client:** | Enthalpy Analytical | **WorkOrder:** | 2601095 |
| **Date Prepared:** | 01/06/2026 | **BatchID:** | 333154 |
| **Date Analyzed:** | 01/07/2026 | **Extraction Method:** | E8151A |
| **Instrument:** | GC15A | **Analytical Method:** | E8151A |
| **Matrix:** | Water | **Unit:** | µg/L |
| **Project:** | EO-550065 | **Sample ID:** | MB/LCS/LCSD-333154 |

## QC Summary Report for E8151A

| Analyte | MB Result | MDL | RL | SPK Val | MB IS/SS %REC | MB IS/SS Limits |
|---|---|---|---|---|---|---|
| Acifluorfen | ND | 0.53 | 1.0 | - | - | - |
| Bentazon | ND | 0.32 | 1.0 | - | - | - |
| Chloramben | ND | 0.64 | 1.0 | - | - | - |
| 2,4-D (Dichlorophenoxyacetic acid) | ND | 0.079 | 0.20 | - | - | - |
| 2,4-DB | ND | 0.42 | 1.0 | - | - | - |
| Dalapon | ND | 0.77 | 1.0 | - | - | - |
| DCPA (mono & diacid) | ND | 0.50 | 1.0 | - | - | - |
| Dicamba | ND | 0.074 | 0.20 | - | - | - |
| 3,5-Dichlorobenzoic Acid | ND | 0.24 | 1.0 | - | - | - |
| Dichloroprop | ND | 0.35 | 1.0 | - | - | - |
| Dinoseb (DNBP) | ND | 0.30 | 1.0 | - | - | - |
| MCPA | ND | 1.3 | 2.0 | - | - | - |
| MCPP | ND | 1.2 | 2.0 | - | - | - |
| 4-Nitrophenol | ND | 0.77 | 1.0 | - | - | - |
| Pentachlorophenol (PCP) | ND | 0.055 | 0.20 | - | - | - |
| Picloram | ND | 0.38 | 1.0 | - | - | - |
| 2,4,5-T (Trichlorophenoxy acetic acid) | ND | 0.10 | 0.20 | - | - | - |
| 2,4,5-TP (Silvex) | ND | 0.16 | 0.50 | - | - | - |
| **Surrogate Recovery** | | | | | | |
| DCAA | 8.9 | | | 10 | 89 | 70-130 |

*(Cont.)*

CA ELAP 1644 • ORELAP (NELAP) 4033

McCampbell Analytical, Inc.
"When Quality Counts"
1534 Willow Pass Road, Pittsburg, CA 94565-1701
Toll Free Telephone: (877) 252-9262 / Fax: (925) 252-9269
http://www.mccampbell.com / E-mail: main@mccampbell.com

# Quality Control Report

| | | | |
|---|---|---|---|
| **Client:** | Enthalpy Analytical | **WorkOrder:** | 2601095 |
| **Date Prepared:** | 01/06/2026 | **BatchID:** | 333154 |
| **Date Analyzed:** | 01/07/2026 | **Extraction Method:** | E8151A |
| **Instrument:** | GC15A | **Analytical Method:** | E8151A |
| **Matrix:** | Water | **Unit:** | µg/L |
| **Project:** | EO-550065 | **Sample ID:** | MB/LCS/LCSD-333154 |

## QC Summary Report for E8151A

| Analyte | LCS Result | LCSD Result | SPK Val | LCS %REC | LCSD %REC | LCS/LCSD Limits | RPD | RPD Limit |
|---|---|---|---|---|---|---|---|---|
| Acifluorfen | 9.7 | 9.2 | 10 | 97 | 92 | 70-130 | 0 | 30 |
| Bentazon | 11 | 11 | 10 | 112 | 108 | 70-130 | 0 | 30 |
| Chloramben | 11 | 11 | 10 | 114 | 114 | 70-130 | 0 | 30 |
| 2,4-D (Dichlorophenoxyacetic acid) | 9.6 | 9.7 | 10 | 96 | 97 | 70-130 | 0 | 30 |
| 2,4-DB | 9.6 | 10 | 10 | 96 | 100 | 70-130 | 0 | 30 |
| Dalapon | 10 | 10 | 10 | 100 | 102 | 70-130 | 0 | 30 |
| DCPA (mono & diacid) | 9.8 | 9.7 | 10 | 98 | 97 | 70-130 | 0 | 30 |
| Dicamba | 9.3 | 9.4 | 10 | 93 | 94 | 70-130 | 0 | 30 |
| 3,5-Dichlorobenzoic Acid | 9.3 | 9.5 | 10 | 93 | 95 | 70-130 | 0 | 30 |
| Dichloroprop | 9.4 | 9.5 | 10 | 94 | 95 | 70-130 | 0 | 30 |
| Dinoseb (DNBP) | 10 | 9.6 | 10 | 101 | 96 | 70-130 | 0 | 30 |
| MCPA | 80 | 83 | 100 | 80 | 83 | 70-130 | 0 | 30 |
| MCPP | 100 | 100 | 100 | 100 | 100 | 70-130 | 0 | 30 |
| 4-Nitrophenol | 19 | 20 | 10 | 195,F2 | 202,F2 | 70-130 | 0 | 30 |
| Pentachlorophenol (PCP) | 9.8 | 9.8 | 10 | 98 | 98 | 70-130 | 0 | 30 |
| Picloram | 9.4 | 9.3 | 10 | 94 | 93 | 70-130 | 0 | 30 |
| 2,4,5-T (Trichlorophenoxy acetic acid) | 10 | 9.9 | 10 | 100 | 99 | 70-130 | 0 | 30 |
| 2,4,5-TP (Silvex) | 10 | 10 | 10 | 102 | 103 | 70-130 | 0 | 30 |
| **Surrogate Recovery** | | | | | | | | |
| DCAA | 9.5 | 9.7 | 10 | 95 | 97 | 70-130 | 0 | 30 |

McCampbell Analytical, Inc.
"When Quality Counts"

1534 Willow Pass Road, Pittsburg, CA 94565-1701
Toll Free Telephone: (877) 252-9262 / Fax: (925) 252-9269
http://www.mccampbell.com / E-mail: main@mccampbell.com

# Quality Control Report

| | | | |
|---|---|---|---|
| **Client:** | Enthalpy Analytical | **WorkOrder:** | 2601095 |
| **Date Prepared:** | 01/06/2026 | **BatchID:** | 333187 |
| **Date Analyzed:** | 01/06/2026 | **Extraction Method:** | RSK175 |
| **Instrument:** | GC26 | **Analytical Method:** | RSK175 |
| **Matrix:** | Water | **Unit:** | µg/L |
| **Project:** | EO-550065 | **Sample ID:** | MB/LCS/LCSD-333187 |

## QC Summary Report for RSK175

| Analyte | MB Result | MDL | RL | | | |
|---|---|---|---|---|---|---|
| Carbon Dioxide | ND | 50 | 50 | - | - | - |

| Analyte | LCS Result | LCSD Result | SPK Val | LCS %REC | LCSD %REC | LCS/LCSD Limits | RPD | RPD Limit |
|---|---|---|---|---|---|---|---|---|
| Carbon Dioxide | 140 | 150 | 187.2 | 75 | 81 | 70-130 | 7.42 | 30 |

McCampbell Analytical, Inc.
"When Quality Counts"

1534 Willow Pass Road, Pittsburg, CA 94565-1701
Toll Free Telephone: (877) 252-9262 / Fax: (925) 252-9269
http://www.mccampbell.com / E-mail: main@mccampbell.com

# Certified Analyte List

**Client:** Enthalpy Analytical **WorkOrder:** 2601095

**Project:** EO-550065

| Analyte | Cert 1 | Cert 2 | Cert 3 | Cert 4 | Cert 5 | Analytical Method | Matrix |
|---|---|---|---|---|---|---|---|
| 2,4,5-T (Trichlorophenoxy acetic acid) | ◉ | ◉ | ○ | ○ | ○ | E8151A | Water |
| 2,4,5-TP (Silvex) | ◉ | ◉ | ○ | ○ | ○ | E8151A | Water |
| 2,4-D (Dichlorophenoxyacetic acid) | ◉ | ◉ | ○ | ○ | ○ | E8151A | Water |
| 2,4-DB | ◉ | ◉ | ○ | ○ | ○ | E8151A | Water |
| 3,5-Dichlorobenzoic Acid | ○ | ◉ | ○ | ○ | ○ | E8151A | Water |
| 4-Nitrophenol | ◉ | ◉ | ○ | ○ | ○ | E8151A | Water |
| Acifluorfen | ○ | ◉ | ○ | ○ | ○ | E8151A | Water |
| Bentazon | ○ | ◉ | ○ | ○ | ○ | E8151A | Water |
| Chloramben | ○ | ◉ | ○ | ○ | ○ | E8151A | Water |
| Dalapon | ◉ | ◉ | ○ | ○ | ○ | E8151A | Water |
| DCPA (mono & diacid) | ○ | ◉ | ○ | ○ | ○ | E8151A | Water |
| Dicamba | ◉ | ◉ | ○ | ○ | ○ | E8151A | Water |
| Dichloroprop | ◉ | ◉ | ○ | ○ | ○ | E8151A | Water |
| Dinoseb (DNBP) | ◉ | ◉ | ○ | ○ | ○ | E8151A | Water |
| MCPA | ◉ | ◉ | ○ | ○ | ○ | E8151A | Water |
| MCPP | ◉ | ◉ | ○ | ○ | ○ | E8151A | Water |
| Pentachlorophenol (PCP) | ◉ | ◉ | ○ | ○ | ○ | E8151A | Water |
| Picloram | ○ | ◉ | ○ | ○ | ○ | E8151A | Water |

**Certifications**

| | |
|---|---|
| Cert 1 | CA ELAP 1644 |
| Cert 2 | ORELAP (NELAP) 4033 |

The Certified Analyte Report lists the compounds for which MAI is accredited at the time of issuance. Although MAI holds multiple accreditations, methods with extensive compound lists may not be fully accredited due to state agency availability.

McCampbell Analytical, Inc.
1534 Willow Pass Rd
Pittsburg, CA 94565-1701
(925) 252-9262

# CHAIN-OF-CUSTODY RECORD



**WorkOrder: 2601095** **ClientCode: ENO**

☐ WaterTrax ☐ CLIP ☐ EDF ☐ EQuIS ☐ Dry-Weight ☑ Email ☐ HardCopy ☐ ThirdParty ☑ J-flag
☐ Detection Summary ☑ **Excel** [A1_Standard _QC]

**Report to:**
David Tripp
Enthalpy Analytical
931 West Barkley Avenue
Orange, CA 92868
657-581-4710 FAX:

Email: david.tripp@enthalpy.com
cc/3rd Party: incomingreports@enthalpy.com;
PO: 079649
Project: EO-550065

**Bill to:**
Accounts Payable/Enthalpy SoCal
Montrose Environmental Group
PO Box 842165
Boston, MA 02284-2165
003EL_ap@montrose-env.com

**Requested TAT:** **1 day;**
*Date Received:* **01/06/2026**
*Date Logged:* **01/06/2026**

| Lab ID | ClientSampID | Matrix | Collection Date | Hold | Requested Tests (See legend below) | | | | | | | | | | | |
|---|---|---|---|---|---|---|---|---|---|---|---|---|---|---|---|---|
| | | | | | 1 | 2 | 3 | 4 | 5 | 6 | 7 | 8 | 9 | 10 | 11 | 12 |
| 2601095-001 | SOUTH BASIN-WESTERN INLET | Water | 12/31/2025 13:50 | ☐ | A | A | B | | | | | | | | | |
| 2601095-002 | SOUTH BASIN-EASTERN INLET | Water | 12/31/2025 14:25 | ☐ | A | A | B | | | | | | | | | |

**Test Legend:**

| | | | | | | | |
|---|---|---|---|---|---|---|---|
| 1 | 8151_W | 2 | PRDisposal Fee | 3 | RSK175_CO2_W | 4 | |
| 5 | | 6 | | 7 | | 8 | |
| 9 | | 10 | | 11 | | 12 | |

**Prepared by: Agustina Venegas**

**Comments:**

NOTE: Soil samples are discarded 60 days after receipt unless other arrangements are made (Water samples are 30 days).
Hazardous samples will be returned to client or disposed of at client expense.

McCampbell Analytical, Inc.
"When Quality Counts"

1534 Willow Pass Road, Pittsburg, CA 94565-1701
Toll Free Telephone: (877) 252-9262 / Fax: (925) 252-9269
http://www.mccampbell.com / E-mail: main@mccampbell.com

# WORK ORDER SUMMARY

**Client Name:** ENTHALPY ANALYTICAL
**Client Contact:** David Tripp
**Contact's Email:** david.tripp@enthalpy.com

**Project:** EO-550065
**Comments:**

**Work Order:** 2601095
**QC Level:** LEVEL 2
**Date Logged:** 1/6/2026

☐ WaterTrax ☐ CLIP ☐ EDF ☑ Excel ☐ EQuIS ☑ Email ☐ HardCopy ☐ ThirdParty ☑ J-flag

| LabID | ClientSampID | Matrix | Test Name | Cont./ Comp. | Bottle & Preservative | U** | Head Space | Dry-Weight | Collection Date & Time | TAT | Test Due Date | Sediment Content | Hold | Sub Out |
|---|---|---|---|---|---|---|---|---|---|---|---|---|---|---|
| 001A | SOUTH BASIN-WESTERN INLET | Water | E8151A (Chlorinated Herbicides) | 1 | 1LA Narrow Mouth, Unpres | ☐ | ☐ | ☐ | 12/31/2025 13:50 | 1 day | 1/7/2026 | Present | ☐ | ☐ |
| 001B | SOUTH BASIN-WESTERN INLET | Water | RSK175 (CO2) | 2 | VOA, Unpres | ☐ | ☐ | ☐ | 12/31/2025 13:50 | 1 day | 1/7/2026 | Present | ☐ | ☐ |
| 002A | SOUTH BASIN-EASTERN INLET | Water | E8151A (Chlorinated Herbicides) | 1 | 1LA Narrow Mouth, Unpres | ☐ | ☐ | ☐ | 12/31/2025 14:25 | 1 day | 1/7/2026 | 1%+ | ☐ | ☐ |
| 002B | SOUTH BASIN-EASTERN INLET | Water | RSK175 (CO2) | 2 | VOA, Unpres | ☐ | ☐ | ☐ | 12/31/2025 14:25 | 1 day | 1/7/2026 | 1%+ | ☐ | ☐ |

**NOTES:** *** STLC and TCLP extractions require 2 days to complete; therefore, all TATs begin after the extraction is completed (i.e., One-day TAT yields results in 3 days from sample submission).**

**- ISM prep requires 5 to 10 days to complete; therefore, all TATs begin after the extraction is completed (i.e., One-day TAT yields results in 6 to 11 days from sample submission). Due date listed on WO summary will not accurately reflect the time needed for sample preparation.**

**- Organic extracts are held for 40 days before disposal; Inorganic extract are held for 30 days.**

**- MAI assumes that all material present in the provided sampling container is considered part of the sample - MAI does not exclude any material from the sample prior to sample preparation unless requested in writing by the client.**

**U** = An unpreserved container was received for a method that suggests a preservation in order to extend hold time for analysis.**

**Cont./Comp. = Containers /Composites**

**HOLD TIME RUSH**

2601095

ENTHALPY ANALYTICAL

931 West Barkley Ave
Orange, CA 92868
(714) 771-6900

Subcontract Laboratory:
McCampbell Analytical, Inc.
1534 Willow Pass Rd.
Pittsburg, CA 94565
ATTN: Quote ID: 252619
PO #: PO-079649

Enthalpy Order: EO-550065
PM: David Tripp
Email: david.tripp@enthalpy.com
CC: incomingreports@enthalpy.com
Phone: 657-581-4710

Results Due: Standard TAT (w/HT RUSH)
Report Level: II
Report To: MDL
EDDs: Standard Excel EDD

Notes:
CHIQUITA Stormwater - HOLD TIME RUSH please

| | Sample ID | Collected | Lab ID | # Cont. | Matrix | Analysis Requested | Comment |
|---|---|---|---|---|---|---|---|
| + | SOUTH BASIN - WESTERN INLET | 31-DEC-2025 13:50 | 550065-001 | 1 | Water | EPA 8151A Chlorinated Herbicides | |
| | | | | 2 | Water | RSK-175 CO2 | HOLD TIME RUSH please |
| +1 | SOUTH BASIN - EASTERN INLET | 31-DEC-2025 14:25 | 550065-002 | 1 | Water | EPA 8151A Chlorinated Herbicides | |
| | | | | 2 | Water | RSK-175 CO2 | HOLD TIME RUSH please |

| Notes: | Relinquished By: | Received By: |
|---|---|---|
| | | |
| | Date: 1-5-26 14:40 | Date: 1/6/26 0944 |
| | | |
| | Date: | Date: |
| | | |
| | Date: | Date: |

0.2c WET IR39

1 of 1

FEDEX: 887647529148

McCampbell Analytical, Inc.
"When Quality Counts"
1534 Willow Pass Road, Pittsburg, CA 94565-1701
Toll Free Telephone: (877) 252-9262 / Fax: (925) 252-9269
http://www.mccampbell.com / E-mail: main@mccampbell.com

# Sample Receipt Checklist

| | | | |
|---|---|---|---|
| Client Name: | Enthalpy Analytical | Date and Time Received: | 1/6/2026 09:44 |
| Project: | EO-550065 | Date Logged: | 1/6/2026 |
| | | Received by: | Agustina Venegas |
| WorkOrder №: | 2601095 Matrix: Water | Logged by: | Agustina Venegas |
| Carrier: | FedEx | | |

## Chain of Custody (COC) Information

| | | | | | | |
|---|---|---|---|---|---|---|
| Chain of custody present? | Yes | ☑ | No | ☐ | | |
| Chain of custody signed when relinquished and received? | Yes | ☑ | No | ☐ | | |
| Chain of custody agrees with sample labels? | Yes | ☑ | No | ☐ | | |
| Sample IDs noted by Client on COC? | Yes | ☑ | No | ☐ | | |
| Date and Time of collection noted by Client on COC? | Yes | ☑ | No | ☐ | | |
| Sampler's name noted on COC? | Yes | ☐ | No | ☑ | | |
| COC agrees with Quote? | Yes | ☑ | No | ☐ | NA | ☐ |
| COC quote NOT expired? | Yes | ☐ | No | ☑ | NA | ☐ |

## Sample Receipt Information

| | | | | | | |
|---|---|---|---|---|---|---|
| Custody seals intact on shipping container/cooler? | Yes | ☐ | No | ☐ | NA | ☑ |
| Custody seals intact on sample bottles? | Yes | ☐ | No | ☐ | NA | ☑ |
| Shipping container/cooler in good condition? | Yes | ☑ | No | ☐ | | |
| Samples in proper containers/bottles? | Yes | ☑ | No | ☐ | | |
| Sample containers intact? | Yes | ☑ | No | ☐ | | |
| Sufficient sample volume for indicated test? | Yes | ☑ | No | ☐ | | |

## Sample Preservation and Hold Time (HT) Information

| | | | | | | |
|---|---|---|---|---|---|---|
| All samples received within holding time? | Yes | ☑ | No | ☐ | NA | ☐ |
| Samples Received on Ice? | Yes | ☑ | No | ☐ | | |
| (Ice Type: WET ICE ) | | | | | | |
| Sample/Temp Blank temperature | Temp: 0.2°C | | | | NA | ☐ |
| ZHS conditional analyses: VOA meets zero headspace requirement (VOCs, TPHg/BTEX, RSK)? | Yes | ☑ | No | ☐ | NA | ☐ |
| Sample labels checked for correct preservation? | Yes | ☑ | No | ☐ | | |
| pH acceptable upon receipt (Metal: <2)? | Yes | ☐ | No | ☐ | NA | ☑ |

UCMR Samples:

| | | | | | | |
|---|---|---|---|---|---|---|
| pH tested and acceptable upon receipt (200.7: ≤2; 533: 6 - 8; 537.1: 6 - 8)? | Yes | ☐ | No | ☐ | NA | ☑ |
| Free Chlorine tested and acceptable upon receipt (<0.1mg/L) [not applicable to 200.7]? | Yes | ☐ | No | ☐ | NA | ☑ |

Comments:

**Laboratory Job Number 550065**

**Subcontracted Products**

**Enthalpy - El Dorado Hills**

January 20, 2026

**Enthalpy Analytical - El Dorado Hills**
**Work Order No. 2601004**

Mr. David Tripp
Enthalpy Analytical
931 W. Barkley Avenue
Orange, CA 92868

Dear Mr. Tripp,

Enclosed are the results for the sample set received at Enthalpy Analytical - EDH on January 03, 2026 under your Project Name 'EO-550065'.

Enthalpy Analytical - EDH is committed to serving you effectively. If you require additional information, please contact me at 916-673-1520 or by email at mark.rein@enthalpy.com.

Thank you for choosing Enthalpy Analytical - EDH as part of your analytical support team.

Sincerely,



Mark Rein
Project Manager

*Enthalpy Analytical -EDH certifies that the report herein meets all the requirements set forth by NELAP for those applicable test methods. Results relate only to the samples as received by the laboratory. This report should not be reproduced except in full without the written approval of Enthalpy Analytical -EDH .*

**Enthalpy Analytical - EDH Work Order No. 2601004**
**Case Narrative**

**Sample Condition on Receipt:**

Two water samples were received and stored securely in accordance with Enthalpy Analytical - EDH standard operating procedures and EPA methodology. The samples were received in good condition and within the method temperature requirements.

**Analytical Notes:**

**EPA Method 8290A**

The samples were extracted and analyzed for 2,3,7,8 TCDD by EPA Method 8290A using a ZB-DIOXIN GC column.

Holding Times

The method holding time criteria were met for these samples.

Quality Control

The Initial Calibration and Continuing Calibration Verifications met the method acceptance criteria.

A Method Blank and Ongoing Precision and Recovery (OPR) sample were extracted and analyzed with the preparation batch. No analytes were detected above the sample quantitation limits in the Method Blank. The OPR recoveries were within the method acceptance criteria.

Labeled standard recoveries for all QC and field samples were within method acceptance criteria.

Table of Contents


Case Narrative..... 1

Table of Contents..... 3

Sample Inventory..... 4

Analytical Results..... 5

Qualifiers..... 10

Certifications..... 11

Sample Receipt..... 12

# Sample Inventory Report

| Sample ID | Client Sample ID | Sampled | Received | Components/Containers |
|---|---|---|---|---|
| 2601004-01 | SOUTH BASIN - WESTERN INLET | 31-Dec-25 13:50 | 03-Jan-26 09:19 | Amber Glass NM Bottle, 1L |
| 2601004-02 | SOUTH BASIN - EASTERN INLET | 31-Dec-25 14:25 | 03-Jan-26 09:19 | Amber Glass NM Bottle, 1L |

## ANALYTICAL RESULTS

## Sample ID: Method Blank

**EPA Method 8290A**

**Client Data**

Name: Enthalpy Analytical
Project: EO-550065
Matrix: Aqueous

**Laboratory Data**

Lab Sample: B26A139-BLK1
QC Batch: B26A139
Sample Size: 0.500 L
Date Extracted: 16-Jan-26
Column: ZB-DIOXIN

| Analyte | Conc. (pg/L) | MDL | RL | Qualifiers | Analyzed | Dilution |
|---|---|---|---|---|---|---|
| 2,3,7,8-TCDD | ND | 3.56 | 10.0 | | 17-Jan-26 18:55 | 1 |

| Labeled Standards | Type | % Recovery | Limits | Qualifiers | Analyzed | Dilution |
|---|---|---|---|---|---|---|
| 13C-2,3,7,8-TCDD | IS | 82.8 | 40 - 135 | | 17-Jan-26 18:55 | 1 |
| 37Cl-2,3,7,8-TCDD | CRS | 89.2 | 40 - 135 | | 17-Jan-26 18:55 | 1 |

MDL - Method Detection Limit
RL - Reporting limit

Results reported to MDL.

## Sample ID: OPR

**EPA Method 8290A**

**Client Data**

Name: Enthalpy Analytical
Project: EO-550065
Matrix: Aqueous

**Laboratory Data**

Lab Sample: B26A139-BS1
QC Batch: B26A139
Sample Size: 0.500 L
Date Extracted: 16-Jan-26 03:19
Column: ZB-DIOXIN

| Analyte | Amt Found (pg/L) | Spike Amt | % Recovery | Limits | Qualifiers | Analyzed | Dilution |
|---|---|---|---|---|---|---|---|
| 2,3,7,8-TCDD | 355 | 400 | 88.9 | 70-130 | | 17-Jan-26 15:57 | 1 |
| **Labeled Standards** | **Type** | | **% Recovery** | **Limits** | **Qualifiers** | **Analyzed** | **Dilution** |
| 13C-2,3,7,8-TCDD | IS | | 75.4 | 40-135 | | 17-Jan-26 15:57 | 1 |
| 37Cl-2,3,7,8-TCDD | CRS | | 79.1 | 40-135 | | 17-Jan-26 15:57 | 1 |

## Sample ID: SOUTH BASIN - WESTERN INLET

**EPA Method 8290A**

**Client Data**

| | |
|---|---|
| Name: | Enthalpy Analytical |
| Project: | EO-550065 |
| Matrix: | Water |
| Date Collected: | 31-Dec-25 13:50 |

**Laboratory Data**

| | | | |
|---|---|---|---|
| Lab Sample: | 2601004-01 | Date Received: | 03-Jan-26 09:19 |
| QC Batch: | B26A139 | Date Extracted: | 16-Jan-26 |
| Sample Size: | 0.501 L | Column: | ZB-DIOXIN |

| Analyte | Conc. (pg/L) | MDL | RL | Qualifiers | Analyzed | Dilution |
|---|---|---|---|---|---|---|
| 2,3,7,8-TCDD | ND | 3.55 | 9.99 | | 18-Jan-26 11:26 | 1 |

| Labeled Standards | Type | % Recovery | Limits | Qualifiers | Analyzed | Dilution |
|---|---|---|---|---|---|---|
| 13C-2,3,7,8-TCDD | IS | 71.5 | 40 - 135 | | 18-Jan-26 11:26 | 1 |
| 37Cl-2,3,7,8-TCDD | CRS | 90.8 | 40 - 135 | | 18-Jan-26 11:26 | 1 |

MDL - Method Detection Limit
RL - Reporting limit

Results reported to MDL.

## Sample ID: SOUTH BASIN - EASTERN INLET

**EPA Method 8290A**

**Client Data**

| | |
|---|---|
| Name: | Enthalpy Analytical |
| Project: | EO-550065 |
| Matrix: | Water |
| Date Collected: | 31-Dec-25 14:25 |

**Laboratory Data**

| | | | |
|---|---|---|---|
| Lab Sample: | 2601004-02 | Date Received: | 03-Jan-26 09:19 |
| QC Batch: | B26A139 | Date Extracted: | 16-Jan-26 |
| Sample Size: | 0.501 L | Column: | ZB-DIOXIN |

| Analyte | Conc. (pg/L) | MDL | RL | Qualifiers | Analyzed | Dilution |
|---|---|---|---|---|---|---|
| 2,3,7,8-TCDD | ND | 3.55 | 9.98 | | 18-Jan-26 12:10 | 1 |

| Labeled Standards | Type | % Recovery | Limits | Qualifiers | Analyzed | Dilution |
|---|---|---|---|---|---|---|
| 13C-2,3,7,8-TCDD | IS | 86.0 | 40 - 135 | | 18-Jan-26 12:10 | 1 |
| 37Cl-2,3,7,8-TCDD | CRS | 92.7 | 40 - 135 | | 18-Jan-26 12:10 | 1 |

MDL - Method Detection Limit
RL - Reporting limit

Results reported to MDL.

# DATA QUALIFIERS & ABBREVIATIONS

| | |
|---|---|
| B | Compound was also detected in the method blank |
| Conc. | Concentration |
| CRS | Cleanup Recovery Standard |
| D | Dilution |
| DL | Detection Limit |
| E | Concentration exceeded the calibration range |
| EDL | Estimated Detection Limit |
| EMPC | Estimated Maximum Possible Concentration |
| H | Recovery and/or RPD was outside laboratory acceptance limits |
| I | Chemical Interference |
| IS | Internal Standard |
| J | Estimated Concentration below the Reporting Limit/LOQ |
| LOD | Limit of Detection |
| LOQ | Limit of Quantitation |
| MDL | Method Detection Limit |
| NA | Not Applicable |
| ND | Not Detected |
| OPR | Ongoing Precision and Recovery sample |
| P | Concentration may include contribution from chlorinated diphenyl ether(s). |
| Q | Ion transition ratio is outside of the acceptance criteria. |
| RL | Reporting Limit (MRL) |
| TEQ | Toxic Equivalency, sum of the toxic equivalency factors (TEF) multiplied by the sample concentrations. |
| TEQMax | TEQ calculated using the detection limit as the concentration for non-detects |
| TEQMin | TEQ calculated using zero as the concentration for non-detects |
| TEQRisk | TEQ calculated using ½ the detection limit as the concentration for non-detects |
| U | Not Detected (specific projects only) |
| * | See Cover Letter |

Unless otherwise noted, solid sample results are reported in dry weight. Tissue samples are reported in wet weight.

**Enthalpy Analytical - EDH Certifications**

| Accrediting Authority | Certificate Number |
|---|---|
| Alaska Department of Environmental Conservation | 17-013 |
| Arkansas Department of Environmental Quality | 21-023-0 |
| California Department of Health – ELAP | 2892 |
| DoD ELAP - A2LA Accredited - ISO/IEC 17025 | 3091.01 |
| Florida Department of Health | E87777 |
| Hawaii Department of Health | N/A |
| Louisiana Department of Environmental Quality | 01977 |
| Maine Department of Health | 2020018 |
| Michigan Department of Environmental Quality | 9932 |
| Minnesota Department of Health | 2211390 |
| Nevada Division of Environmental Protection | CA00413 |
| New Hampshire Environmental Accreditation Program | 207721 |
| New Jersey Department of Environmental Protection | CA003 |
| New York Department of Health | 11411 |
| Ohio Environmental Protection Agency | 87778 |
| Oregon Laboratory Accreditation Program | 4042-021 |
| Texas Commission on Environmental Quality | T104704189-22-13 |
| Vermont Department of Health | VT-4042 |
| Virginia Department of General Services | 11276 |
| Washington Department of Ecology | C584 |
| Wisconsin Department of Natural Resources | 998036160 |

*Current certificates and lists of licensed parameters can be found at Enthalpy.com/Resources/Accreditations.*

ENTHALPY ANALYTICAL

931 West Barkley Ave
Orange, CA 92868
(714) 771-6900

Subcontract Laboratory:
Enthalpy - El Dorado Hills
1104 Windfield Way
El Dorado Hills, CA 95762
ATTN: Mark Rein
PO #: Required, to be sent via email

Enthalpy Order: EO-550065
PM: David Tripp
Email: david.tripp@enthalpy.com
CC: incomingreports@enthalpy.com
Phone: 657-581-4710

Results Due: Standard TAT (15wd TAT)
Report Level: II
Report To: MDL
EDDs: BLDR:Enthalpy (the normal EDD you send to Orange)

2601004 1.7°C

Notes:
CHIQUITA Stormwater - please strive for 15wd TAT if at all possible. No decanting, unless specifically requested. We'll notify ASAP if that ever changes.

| Sample ID | Collected | Lab ID | # Cont. | Matrix | Analysis Requested | Comment |
|---|---|---|---|---|---|---|
| SOUTH BASIN - WESTERN INLET | 31-DEC-2025 13:50 | 550065-001 | 1 | Water | EPA 8290 - 2,3,7,8-TCDD Only | |
| SOUTH BASIN - EASTERN INLET | 31-DEC-2025 14:25 | 550065-002 | 1 | Water | EPA 8290 - 2,3,7,8-TCDD Only | |

| Notes: | Relinquished By: | Received By: |
|---|---|---|
| | [signature] | [signature] |
| | Date: 1/2/26 14:41 | Date: 01/03/26 09:15 |
| | | |
| | Date: | Date: |
| | | |
| | Date: | Date: |

# CoC/Label Reconciliation Report WO# 2601004

| LabNumber | CoC Sample ID | | SampleAlias | Sample Date/Time | | Container | BaseMatrix | Sample Comments |
|---|---|---|---|---|---|---|---|---|
| 2601004-01 | A SOUTH BASIN - WESTERN INLET | ☑ A) | 550065-001 | 31-Dec-25 13:50 | ☑ | Amber Glass NM Bottle, 1L | Aqueous | |
| 2601004-02 | A SOUTH BASIN - EASTERN INLET | ☑ | 550065-002 | 31-Dec-25 14:25 | ☑ | Amber Glass NM Bottle, 1L | Aqueous | |

Checkmarks indicate that information on the COC reconciled with the sample label.
Any discrepancies are noted in the following columns.

| CONDITION | Yes | No | NA |
|---|---|---|---|
| Sample Container Intact? | ✓ | | |
| Sample Container(s) Custody Seals Intact? | | | ✓ |
| Custody Seals On Cooler Intact? | | | ✓ |
| Adequate Sample Volume? | ✓ | | |
| Container Type Appropriate for Analysis(es)? | ✓ | | |

Comments:

A) No backup volume

Preservation Documented: Na2S2O3 Trizma NH4CH3CO2 (None) Other

Verifed by/Date: XYA 01/05/26 Originally labeled and reconciled by XAO on 01/03/26

Enthalpy Analytical
931 West Barkley Ave
Orange, CA 92868
(714) 771-6900

enthalpy.com

Lab Job Number : 550068
Report Level : II
Report Date : 01/20/2026

**Analytical Report** *prepared for:*

Dylan Smith
Waste Connections
Chiquita Canyon Landfill
29201 Henry Mayo Drive
Castaic, CA 91384

Project: CCLF STORMWATER - Chiquita Canyon Stormwater - FINAL REPORT

*Authorized for release by:*

David Tripp, Project Manager
657-581-4710
david.tripp@enthalpy.com

This data package has been reviewed for technical correctness and completeness. Release of this data has been authorized by the Laboratory Manager or the Manager's designee, as verified by the above signature which applies to this PDF file as well as any associated electronic data deliverable files. The results contained in this report meet all requirements of NELAP and pertain only to those samples which were submitted for analysis. This report may be reproduced only in its entirety.

CA ELAP# 1338, CA ELAP #1338-S1, NELAP# 4038, SCAQMD LAP# 18LA0518, LACSD ID# 10105, ORELAP# 4197

ENTHALPY ANALYTICAL

# Sample Summary

Dylan Smith
Waste Connections
Chiquita Canyon Landfill
29201 Henry Mayo Drive
Castaic, CA 91384

| | |
|---|---|
| Lab Job #: | 550068 |
| Project No: | CCLF STORMWATER |
| Location: | Chiquita Canyon Stormwater - FINAL REPORT |
| Date Received: | 01/01/26 |

| Sample ID | Lab ID | Collected | Matrix |
|---|---|---|---|
| SOUTH | 550068-001 | 01/01/26 09:00 | Water |
| SOUTH - UNDILUTED 1,4-DIOXANE | 550068-002 | 01/01/26 09:00 | Water |

ENTHALPY ANALYTICAL

# Case Narrative

| | |
|---|---|
| Waste Connections<br>Chiquita Canyon Landfill<br>29201 Henry Mayo Drive<br>Castaic, CA 91384<br>Dylan Smith | Lab Job Number: 550068<br>Project No: CCLF STORMWATER<br>Location: Chiquita Canyon Stormwater - FINAL REPORT<br>Date Received: 01/01/26 |

This data package contains sample and QC results for two water samples, requested for the above referenced project on 01/01/26. The samples were received in good condition.

**Volatile Organics by GC/MS (EPA 8260B):**

- Toluene was detected between the MDL and the RL in the method blank for batch 391466; this analyte was not detected in the sample at or above the RL.
- SOUTH (lab # 550068-001) had pH greater than 2.
- No other analytical problems were encountered.

**Semivolatile Organics by GC/MS (EPA 8270C):**
No analytical problems were encountered.

**Semivolatile Organics by GC/MS (EPA 625.1):**

- Low surrogate recovery was observed for 2-fluorophenol in SOUTH (lab # 550068-001).
- Low surrogate recoveries were observed for phenol-d6 in SOUTH (lab # 550068-001) and the method blank for batch 391447.
- No other analytical problems were encountered.

**Semivolatile Organics by GC/MS SIM (EPA 8270C-SIM):**

- 550068-002 was prepared outside of hold time; affected data was qualified with "H". The sample (as 001) was initially analyzed within hold time but was run at a 5x dilution. This was discovered in review after the hold time had passed. The sample was analyzed undiluted and confirms the original ND result at the lower reporting limit.
- No other analytical problems were encountered.

**Pesticides (EPA 8081A):**
No analytical problems were encountered.

**Total Organic Carbon by IR (SM 5310B):**
No analytical problems were encountered.

**PCBs (EPA 8082):**
No analytical problems were encountered.

**Metals (EPA 200.7, EPA 200.8, and EPA 245.1):**

- Low recoveries were observed for tin in the MS/MSD for batch 391518; the parent sample was not a project sample, and the associated RPD was within limits. High recoveries were observed for manganese and zinc; the associated RPDs were within limits.
- High recoveries were observed for boron, manganese, and zinc in the MSD for batch 391518; the parent sample was not a project sample. High RPD was observed for many analytes in the MS/MSD for batch 391518.
- No other analytical problems were encountered.

**Ion Chromatography (EPA 300.0):**

- High recoveries were observed for a number of analytes in the MS of SOUTH (lab # 550068-001); the LCS was within limits.
- Responses exceeding the instrument's linear range were observed for sulfate in the MS/MSD of SOUTH (lab # 550068-001); affected data was qualified with "E".
- No other analytical problems were encountered.

**Total Phosphorus as P (SM 4500-P-B5-E):**
No analytical problems were encountered.

**Conductivity (SM2510B):**
No analytical problems were encountered.

**Total Oil & Grease (HEM) (EPA 1664A):**

- Matrix spikes were not performed for this analysis due to insufficient sample volume.
- No analytical problems were encountered.

**Total Phenolics (EPA 420.1):**
No analytical problems were encountered.

**Alkalinity (SM2320B):**
No analytical problems were encountered.

**Sulfide (SM 4500-S2-D):**
No analytical problems were encountered.

**Total Dissolved Solids (TDS) (SM2540C):**

- High RPD was observed for total dissolved solids in the SDUP for batch 391571; the parent sample was not a project sample.
- No other analytical problems were encountered.

**Total Suspended Solids (TSS) (SM2540D):**

- High RPD was observed for total suspended solids in the SDUP for batch 391504; the parent sample was not a project sample.
- No other analytical problems were encountered.

**Chemical Oxygen Demand (SM5220D):**
No analytical problems were encountered.

**Biochemical Oxygen Demand (SM5210B):**
No analytical problems were encountered.

**Turbidity (SM2130B):**
No analytical problems were encountered.

**Cyanide - Semi-Automated Method (SM 4500-CN-E and SM 4500-CN-E):**
No analytical problems were encountered.

**Coliform - 9221 Tests (SM 9221B and SM 9221F):**
No analytical problems were encountered.

**Ammonia and TKN- Semi-Automated Method (SM 4500-NH3-G):**
No analytical problems were encountered.

**Organophosphorus Pesticides (EPA 8141A):**
Pace Laboratories in Bakersfield, CA performed the analysis (see sublab report section for certifications). Please see the Pace Laboratories case narrative.

**8151A Chlorinated Herbicides (EPA 8151A):**
McCampbell Analytical, Inc. in Pittsburg, CA performed the analysis (NELAP certified). Please see the McCampbell Analytical, Inc. case narrative.

**RSK-175 CO2 (RSK-175):**
McCampbell Analytical, Inc. in Pittsburg, CA performed the analysis (see sublab report section for certifications). Please see the McCampbell Analytical, Inc. case narrative.

**Dioxins & Furans (EPA 8290):**
Enthalpy - El Dorado Hills in El Dorado Hills, CA performed the analysis (see sublab report section for certifications). Please see the Enthalpy - El Dorado Hills case narrative.

# ENTHALPY ANALYTICAL

## Chain of Custody Record

Lab No: 550068

Page: 1 of 3

**Turn Around Time (rush by advanced notice only)**

| Standard: | X | 5 Day: | | 3 Day: | |
|---|---|---|---|---|---|
| 2 Day: | | 1 Day: | | Custom TAT: | |


**Enthalpy Analytical - Orange**

931 W. Barkley Avenue, Orange, CA 92868

Phone 714-771-6900


**Matrix:** A = Air S = Soil/Solid W = Water DW = Drinking Wate SD = Sediment PP = Pure Product SEA = Sea Water SW = Swab T = Tissue WP = Wipe O = Other

**Preservatives:** 1 = $Na_2S_2O_3$ 2 = HCl 3 = $HNO_3$ 4 = $H_2SO_4$ 5 = NaOH 6 = Other

**Sample Receipt Temp:** IR 10 4.1 / 4.3 3.8 / 4.0 (lab use only)

| CUSTOMER INFORMATION | | PROJECT INFORMATION | |
|---|---|---|---|
| Company: | Chiquita Canyon, LLC | Name: | Stormwater Outlet |
| Report To: | Kate Logan | Number: | |
| Email: | kate.logan@wasteconnections.com | P.O. #: | |
| Address: | 29201 Henry Mayo Drive | Address: | 29201 Henry Mayo Drive |
| | Castaic, CA 91384 | | Castaic, CA 91384 |
| Phone: | 682-559-3880 | Global ID: | |
| Fax: | | Sampled By: | MT, CH |

| | Sample ID | Sampling Date | Sampling Time | Matrix | Container No. / Size | Pres. | 200.7/200.8 Metals (see comments) | 245.1 Mercury | 4500-CN-E Cyanide | 8081 Pesticides / 8082 PCBs | 8141 Organophosphorous Pesticides | 8151 Herbicides | 8260 VOCs | 8260 Acrolein/Acrylonitrile | 8270C | 8290 2,3,7,8-TCDD | Test Instructions / Comments |
|---|---|---|---|---|---|---|---|---|---|---|---|---|---|---|---|---|---|
| 1 | South | 01/01/26 | 0900 | W | 31 | 1,2,4,6 | X | X | X | X | X | X | X | X | X | X | Temp: 13.7°C, pH 8.21 |
| 2 | | | | | | | | | | | | | | | | | |
| 3 | | | | | | | | | | | | | | | | | |
| 4 | | | | | | | | | | | | | | | | | |
| 5 | | | | | | | | | | | | | | | | | |
| 6 | | | | | | | | | | | | | | | | | |
| 7 | | | | | | | | | | | | | | | | | |
| 8 | | | | | | | | | | | | | | | | | |
| 9 | | | | | | | | | | | | | | | | | |
| 10 | | | | | | | | | | | | | | | | | |

**200.8 - Ag, As, B, Ba, Be, Cd, Co, Cr, Cu, Ni, Mn, Pb, Sb, Se, Sn, Tl, V, Zn**
**200.7 - Fe, Ca, K, Mg, Na**

**Additional email recipients:**
**matt.breuer@wasteconnections.com**
**stormwater@wasteconnections.com**
**tmb@swteng.com**
**aav@swteng.com**

**Direct invoices to:**
**Maribel Bolanos**
**(661) 257-3665**

Login 550068

| | Signature | Print Name | Company / Title | Date / Time |
|---|---|---|---|---|
| [1] Relinquished By: | | Matt Tuggle | CTEH | 1/1 1125 |
| [1] Received By: | | Anna Roberts | EA | 1/1/26 11:25 |
| [2] Relinquished By: | | | | |
| [2] Received By: | | | | |
| [3] Relinquished By: | | | | |
| [3] Received By: | | | | |

# ENTHALPY ANALYTICAL

## Chain of Custody Record

Lab No:

Page: 2 of 3

| Turn Around Time (rush by advanced notice only) | | | | | |
|---|---|---|---|---|---|
| Standard: | X | 5 Day: | | 3 Day: | |
| 2 Day: | | 1 Day: | | Custom TAT: | |


**Enthalpy Analytical - Orange**

931 W. Barkley Avenue, Orange, CA 92868

Phone 714-771-6900


**Matrix:** A = Air S = Soil/Solid W = Water DW = Drinking Wate SD = Sediment PP = Pure Product SEA = Sea Water SW = Swab T = Tissue WP = Wipe O = Other

**Preservatives:** 1 = $Na_2S_2O_3$ 2 = HCl 3 = $HNO_3$ 4 = $H_2SO_4$ 5 = NaOH 6 = Other

**Sample Receipt Temp:** (lab use only)

| CUSTOMER INFORMATION | | PROJECT INFORMATION | |
|---|---|---|---|
| Company: | Chiquita Canyon, LLC | Name: | Stormwater Outlet |
| Report To: | Kate Logan | Number: | |
| Email: | kate.logan@wasteconnections.com | P.O. #: | |
| Address: | 29201 Henry Mayo Drive | Address: | 29201 Henry Mayo Drive |
| | Castaic, CA 91384 | | Castaic, CA 91384 |
| Phone: | 682-559-3880 | Global ID: | |
| Fax: | | Sampled By: | MT, CH |

| | Sample ID | Sampling Date | Sampling Time | Matrix | Container No. / Size | Pres. | SM4500-S2-D Total Sulfide | 420.1 Total Phenolics | 1664A Oil and Grease | 9221B Tota Coliform | 9221F E. Coli | 300.0 Cl, Br, Fl, NO3, NO2, SO4 | 2540D TSS | 5310B TOC | 8270 SIM 1,4-Dioxane | SM2320B Alkalinity | Test Instructions / Comments |
|---|---|---|---|---|---|---|---|---|---|---|---|---|---|---|---|---|---|
| 1 | South | 01/01/26 | 0900 | W | 31 | 1,2,4,6 | X | X | X | X | X | X | X | X | X | X | Temp: 13.7°C, pH 8.21 |
| 2 | | | | | | | | | | | | | | | | | |
| 3 | | | | | | | | | | | | | | | | | |
| 4 | | | | | | | | | | | | | | | | | |
| 5 | | | | | | | | | | | | | | | | | |
| 6 | | | | | | | | | | | | | | | | | |
| 7 | | | | | | | | | | | | | | | | | |
| 8 | | | | | | | | | | | | | | | | | |
| 9 | | | | | | | | | | | | | | | | | |
| 10 | | | | | | | | | | | | | | | | | |

**Additional email recipients:**
matt.breuer@wasteconnections.com
stormwater@wasteconnections.com
tmb@swteng.com
aav@swteng.com

**Direct invoices to:**
Maribel Bolanos
(661) 257-3665

| | Signature | Print Name | Company / Title | Date / Time |
|---|---|---|---|---|
| [1] Relinquished By: | | Matt Tuggle | CTEH | 1/1 1125 |
| [1] Received By: | | Anna Roberts | EA | 1/1126 11:25 |
| [2] Relinquished By: | | | | |
| [2] Received By: | | | | |
| [3] Relinquished By: | | | | |
| [3] Received By: | | | | |

# ENTHALPY ANALYTICAL

## Chain of Custody Record

Lab No:

Page: 3 of 3

**Turn Around Time (rush by advanced notice only)**

| Standard: | X | 5 Day: | | 3 Day: | |
|---|---|---|---|---|---|
| 2 Day: | | 1 Day: | | Custom TAT: | |


**Enthalpy Analytical - Orange**

931 W. Barkley Avenue, Orange, CA 92868

Phone 714-771-6900


**Matrix:** A = Air S = Soil/Solid W = Water DW = Drinking Wate SD = Sediment PP = Pure Product SEA = Sea Water SW = Swab T = Tissue WP = Wipe O = Other

**Preservatives:** 1 = $Na_2S_2O_3$ 2 = HCl 3 = $HNO_3$ 4 = $H_2SO_4$ 5 = NaOH 6 = Other

**Sample Receipt Temp:** (lab use only)

| CUSTOMER INFORMATION | | PROJECT INFORMATION | |
|---|---|---|---|
| Company: | Chiquita Canyon, LLC | Name: | Stormwater Outlet |
| Report To: | Kate Logan | Number: | |
| Email: | kate.logan@wasteconnections.com | P.O. #: | |
| Address: | 29201 Henry Mayo Drive | Address: | 29201 Henry Mayo Drive |
| | Castaic, CA 91384 | | Castaic, CA 91384 |
| Phone: | 682-559-3880 | Global ID: | |
| Fax: | | Sampled By: | MT, CH |

| | Sample ID | Sampling Date | Sampling Time | Matrix | Container No. / Size | Pres. | SM5220D Chemical Oxygen Demand | SM2510B Specific Conductance | RSK-175 Carbon Dioxide | 2540E TDS | SM2130B Turbidity | 350.1 Ammonia | 625.1 - See Comments | 625.1 Alpha-Terpineol | SM5210B BOD | | Test Instructions / Comments |
|---|---|---|---|---|---|---|---|---|---|---|---|---|---|---|---|---|---|
| 1 | South | 01/01/26 | 0900 | W | 31 | 1,2,4,6 | X | X | X | X | X | X | X | X | X | X | Temp: 13.7°C, pH 8.21 |
| 2 | | | | | | | | | | | | | | | | | |
| 3 | | | | | | | | | | | | | | | | | |
| 4 | | | | | | | | | | | | | | | | | |
| 5 | | | | | | | | | | | | | | | | | |
| 6 | | | | | | | | | | | | | | | | | |
| 7 | | | | | | | | | | | | | | | | | |
| 8 | | | | | | | | | | | | | | | | | |
| 9 | | | | | | | | | | | | | | | | | |
| 10 | | | | | | | | | | | | | | | | | |

**Analysis Request**

**Test Instructions / Comments**

**625.1 - Benzoic Acid, Pyridine, Phenol, 2-methylphenol, 3,4-methylphenol, Cresol, Naphthalene, alpha-terpineol**

**Additional email recipients:**
**matt.breuer@wasteconnections.com**
**stormwater@wasteconnections.com**
**tmb@swteng.com**
**aav@swteng.com**

**Direct invoices to:**
**Maribel Bolanos**
**(661) 257-3665**

| | Signature | Print Name | Company / Title | Date / Time |
|---|---|---|---|---|
| [1] Relinquished By: | | Matt Tuggle | CTEH | 1/1/25 |
| [1] Received By: | | Anna Roberts | EA | 1/1/26 11:25 |
| [2] Relinquished By: | | | | |
| [2] Received By: | | | | |
| [3] Relinquished By: | | | | |
| [3] Received By: | | | | |

# SAMPLE RECEIPT CHECKLIST

**Section 1: General Info**

Date Received: 01/01/26 WO# 550068 Client: WASTECONNECTIONS

**Section 2: Shipping / Custody** **Are custody seals present?** ☐ Yes ☒ No

Custody seals intact on arrival? ■ N/A ☐ Yes ☐ No ☐ On cooler / box ☐ On samples

☐ Courier ■ Walk-In ☐ Field Sampling ☐ Shipping Info: _____

**Section 3a: Condition / Packaging** ☐ **Outside 0.0 - 6.0°C (0.0 - 10.0°C for microbiology) (PM notified)**

Date Opened 01/01/26 By (initials) AGR Type of ice used: ■ Wet ☐ Blue/Gel ☐ None

■ Samples received on ice directly from the field; cooling process had begun. (if checked, skip temperatures)

☐ Sample matrix doesn't require cooling (e.g. air, bulk PCB). (if checked, skip temperatures)

If no cooler: Observed/Adjusted Temp (°C): _____ / _____ Thermometer/IR Gun: IR 10 CF: +0.2

Cooler Temp (°C) #1: 4.1 / 4.3 #2: 3.8 / 4.0 #3: ____/____ #4: ____/____ #5: ____/____ #6: ____/____

**Section 3b: Microbiology Samples** ☐ **No microbiology samples submitted (skip 3b)**

■ Within temp range 0.0 - 10.0°C or received on ice directly from field.

■ Adequate headspace for microbiology analysis.

**Section 3c: Air Samples** ■ **No air samples submitted (skip 3c)**

☐ 1.4L Canisters ☐ 6L Canisters ☐ Tedlar Bags ☐ MCE Cassettes ☐ Sorbent Tubes ☐ Other_____

| **Section 4: Containers / Labels / Samples** | YES | NO | N/A |
|---|---|---|---|
| 1) Were custody papers present, filled properly, and legible? | X | | |
| 2) Is the sampler's name present on the CoC? | X | | |
| 3) Were containers received in good condition (unbroken / unopened / uncompromised)? | X | | |
| 4) Were the samples bagged? (required for microbiology samples; recommended for soil samples) | X | | |
| 5) Were all of, and only, the correct samples received? | X | | |
| 6) Are sample labels present, legible, and in agreement with the CoC? | | X | |
| 7) Does the container count match the CoC? | X | | |
| 8) Was sufficient sample volume / mass received for the analyses requested? | X | | |
| 9) Were samples received in proper containers for the analyses requested? | X | | |
| 10) Were samples received with > 1/2 holding time remaining? | X | | |
| 11) Are samples properly preserved as indicated by CoC / labels? | X | | |
| 12) Unpreserved VOAs received - If necessary, was the hold time changed in LIMS? | | X | |
| 13) Are VOA vials free from headspace/bubbles > 6mm? | X | | |

**Section 5: Explanations / Comments**

(If no comments are made, then no discrepancies noted.)

4.6 Sample ID is "South" per the COC, but "Outlet" per the sample labels

☐ **No additional discrepancies**

**Date Logged** 01/01/26 **By (print)** AGR **(sign)** [signature]

**Date Labeled** 01/01/26 **By (print)** AGR **(sign)** [signature]

Outlook

## Re: Discrepancy - Waste Connections - LR #550068

**From** David Tripp <david.tripp@enthalpy.com>
**Date** Thu 1/1/2026 1:11 PM
**To** Anna Roberts <AnnaRoberts@enthalpy.com>
**Cc** Sample Receiving Group Orange <srloginorange@enthalpy.com>; Jocelyn Nguyen <JocelynNguyen@enthalpy.com>

Thank you, Anna! Yes, Matt did text me the same message, confirming that "SOUTH" noted on the COC is correct versus the bottle labels "OUTLET."

Thanks!

**David Tripp**
Senior Project Manager
Enthalpy Analytical
Orange, CA | US Pacific Time
657-581-4710
david.tripp@enthalpy.com | enthalpy.com
Terms & Conditions

---

**From:** Anna Roberts <AnnaRoberts@enthalpy.com>
**Sent:** Thursday, January 1, 2026 12:00 PM
**To:** David Tripp <david.tripp@enthalpy.com>
**Cc:** Sample Receiving Group Orange <srloginorange@enthalpy.com>; Jocelyn Nguyen <JocelynNguyen@enthalpy.com>
**Subject:** Discrepancy - Waste Connections - LR #550068

Hi David,

For the above LR, the sample ID was listed as "South" per the COC, but "Outlet" per the sample labels. The courier who dropped them off said they were already aware of the discrepancy in the labels and was going to message you about it as well.

Thank you,

Anna Roberts
Laboratory Technician
Enthalpy Analytical
Orange, CA | US Pacific Time
Office: +1-714-771-6900 x 10318

CONFIDENTIALITY NOTICE: The contents of this email message and any attachments are intended solely for the addressee(s) and may contain confidential, proprietary and/or privileged information and may be legally protected from disclosure. If you are not the intended recipient of this message or their agent, or if this message has been addressed to you in error, please immediately alert the sender by reply email and then delete this message and any attachments and the reply from your system. If you are not the intended recipient, you are hereby notified that any disclosure, use, dissemination, copying, or storage of this message or its attachments is strictly prohibited.

ENTHALPY ANALYTICAL

# Analysis Results for 550068

Dylan Smith
Waste Connections
Chiquita Canyon Landfill
29201 Henry Mayo Drive
Castaic, CA 91384

Lab Job #: 550068
Project No: CCLF STORMWATER
Location: Chiquita Canyon Stormwater - FINAL REPORT
Date Received: 01/01/26

**Sample ID: SOUTH** **Lab ID: 550068-001** **Collected: 01/01/26 09:00**
**Matrix: Water**

| 550068-001 Analyte | Result | Qual | Units | RL | MDL | DF | Batch | Prepared | Analyzed | Chemist |
|---|---|---|---|---|---|---|---|---|---|---|
| Method: EPA 1664A<br>Prep Method: METHOD | | | | | | | | | | |
| Total Oil and Grease | ND | | mg/L | 5.0 | 0.97 | 1 | 391559 | 01/04/26 | 01/05/26 | JAG |
| Method: EPA 200.7<br>Prep Method: EPA 3015A | | | | | | | | | | |
| Calcium | **92** | | mg/L | 0.10 | 0.0095 | 1 | 391450 | 01/02/26 | 01/02/26 | SBW |
| Iron | **10** | | mg/L | 0.050 | 0.017 | 1 | 391450 | 01/02/26 | 01/02/26 | SBW |
| Magnesium | **16** | | mg/L | 0.10 | 0.017 | 1 | 391450 | 01/02/26 | 01/02/26 | SBW |
| Potassium | **25** | | mg/L | 0.50 | 0.20 | 1 | 391450 | 01/02/26 | 01/02/26 | SBW |
| Sodium | **63** | | mg/L | 0.50 | 0.017 | 1 | 391450 | 01/02/26 | 01/02/26 | SBW |
| Method: EPA 200.8<br>Prep Method: EPA 3015A | | | | | | | | | | |
| Antimony | **1.8** | J | ug/L | 2.0 | 1.3 | 1 | 391518 | 01/02/26 | 01/07/26 | KAM |
| Arsenic | **9.6** | | ug/L | 2.0 | 0.30 | 1 | 391518 | 01/02/26 | 01/07/26 | KAM |
| Barium | **130** | | ug/L | 5.0 | 0.44 | 1 | 391518 | 01/02/26 | 01/07/26 | KAM |
| Beryllium | **0.27** | J | ug/L | 1.0 | 0.060 | 1 | 391518 | 01/02/26 | 01/07/26 | KAM |
| Boron | **280** | | ug/L | 100 | 57 | 10 | 391518 | 01/02/26 | 01/07/26 | KAM |
| Cadmium | **0.24** | J | ug/L | 1.0 | 0.21 | 1 | 391518 | 01/02/26 | 01/07/26 | KAM |
| Chromium | **11** | | ug/L | 5.0 | 0.40 | 1 | 391518 | 01/02/26 | 01/07/26 | KAM |
| Cobalt | **4.7** | | ug/L | 1.0 | 0.14 | 1 | 391518 | 01/02/26 | 01/07/26 | KAM |
| Copper | **22** | | ug/L | 3.0 | 0.84 | 1 | 391518 | 01/02/26 | 01/07/26 | KAM |
| Lead | **9.3** | | ug/L | 5.0 | 0.23 | 1 | 391518 | 01/02/26 | 01/07/26 | KAM |
| Manganese | **180** | | ug/L | 10 | 4.3 | 1 | 391518 | 01/02/26 | 01/07/26 | KAM |
| Nickel | **11** | | ug/L | 5.0 | 0.91 | 1 | 391518 | 01/02/26 | 01/07/26 | KAM |
| Selenium | ND | | ug/L | 10 | 5.0 | 1 | 391518 | 01/02/26 | 01/07/26 | KAM |
| Silver | ND | | ug/L | 5.0 | 0.37 | 1 | 391518 | 01/02/26 | 01/07/26 | KAM |
| Thallium | ND | | ug/L | 1.0 | 0.25 | 1 | 391518 | 01/02/26 | 01/07/26 | KAM |
| Tin | ND | | ug/L | 5.0 | 1.5 | 1 | 391518 | 01/02/26 | 01/07/26 | KAM |
| Vanadium | **20** | | ug/L | 5.0 | 0.59 | 1 | 391518 | 01/02/26 | 01/07/26 | KAM |
| Zinc | **45** | | ug/L | 10 | 7.6 | 1 | 391518 | 01/02/26 | 01/07/26 | KAM |
| Method: EPA 245.1<br>Prep Method: EPA 245.1 | | | | | | | | | | |
| Mercury | **0.079** | J | ug/L | 0.40 | 0.032 | 1 | 391448 | 01/02/26 | 01/02/26 | SMP |
| Method: EPA 300.0<br>Prep Method: METHOD | | | | | | | | | | |
| Fluoride | **0.16** | J | mg/L | 0.20 | 0.072 | 1 | 391443 | 01/01/26 13:30 | 01/01/26 14:48 | KUM |
| Chloride | **39** | | mg/L | 1.0 | 0.27 | 1 | 391443 | 01/01/26 13:30 | 01/01/26 14:48 | KUM |
| Nitrogen, Nitrite | **0.09** | J | mg/L | 0.10 | 0.02 | 1 | 391443 | 01/01/26 13:30 | 01/01/26 14:48 | KUM |



Results for any subcontracted analyses are not included in this section.

ENTHALPY ANALYTICAL

# Analysis Results for 550068

| 550068-001 Analyte | Result | Qual | Units | RL | MDL | DF | Batch | Prepared | Analyzed | Chemist |
|---|---|---|---|---|---|---|---|---|---|---|
| Bromide | **0.096** | J | mg/L | 0.30 | 0.060 | 1 | 391443 | 01/01/26 13:30 | 01/01/26 14:48 | KUM |
| Nitrogen, Nitrate | **2.0** | | mg/L | 0.10 | 0.05 | 1 | 391443 | 01/01/26 13:30 | 01/01/26 14:48 | KUM |
| Sulfate | **190** | | mg/L | 10 | 2.5 | 10 | 391443 | 01/01/26 13:30 | 01/01/26 15:48 | KUM |
| Method: EPA 350.1<br>Prep Method: METHOD | | | | | | | | | | |
| Ammonia-N | **0.33** | | mg/L | 0.10 | 0.068 | 1 | 391593 | 01/05/26 | 01/05/26 | JAK |
| Method: EPA 420.1<br>Prep Method: METHOD | | | | | | | | | | |
| Total Phenolics | **0.0080** | J | mg/L | 0.010 | 0.0065 | 1 | 392363 | 01/13/26 | 01/13/26 | LVL |
| Method: EPA 625.1<br>Prep Method: EPA 3510C | | | | | | | | | | |
| Pyridine | ND | | ug/L | 9.4 | 2.7 | 0.94 | 391447 | 01/02/26 | 01/02/26 | TJW |
| Phenol | ND | | ug/L | 9.4 | 2.0 | 0.94 | 391447 | 01/02/26 | 01/02/26 | TJW |
| 2-Methylphenol | ND | | ug/L | 9.4 | 3.1 | 0.94 | 391447 | 01/02/26 | 01/02/26 | TJW |
| 3-,4-Methylphenol | ND | | ug/L | 9.4 | 2.8 | 0.94 | 391447 | 01/02/26 | 01/02/26 | TJW |
| Benzoic acid | ND | | ug/L | 47 | 10 | 0.94 | 391447 | 01/02/26 | 01/02/26 | TJW |
| Naphthalene | ND | | ug/L | 9.4 | 3.4 | 0.94 | 391447 | 01/02/26 | 01/02/26 | TJW |
| Cresol | ND | | ug/L | 9.4 | | 0.94 | 391447 | 01/02/26 | 01/02/26 | TJW |
| a-Terpineol | ND | | ug/L | 9.4 | 1.9 | 0.94 | 391447 | 01/02/26 | 01/03/26 | TJW |
| Method: EPA 8081A<br>Prep Method: EPA 3510C | | | | | | | | | | |
| alpha-BHC | ND | | ug/L | 0.05 | 0.009 | 0.94 | 391575 | 01/04/26 | 01/05/26 | XLY |
| beta-BHC | ND | | ug/L | 0.05 | 0.01 | 0.94 | 391575 | 01/04/26 | 01/05/26 | XLY |
| gamma-BHC | ND | | ug/L | 0.05 | 0.008 | 0.94 | 391575 | 01/04/26 | 01/05/26 | XLY |
| delta-BHC | ND | | ug/L | 0.05 | 0.01 | 0.94 | 391575 | 01/04/26 | 01/05/26 | XLY |
| Heptachlor | ND | | ug/L | 0.05 | 0.01 | 0.94 | 391575 | 01/04/26 | 01/05/26 | XLY |
| Aldrin | ND | | ug/L | 0.05 | 0.01 | 0.94 | 391575 | 01/04/26 | 01/05/26 | XLY |
| Heptachlor epoxide | ND | | ug/L | 0.05 | 0.009 | 0.94 | 391575 | 01/04/26 | 01/05/26 | XLY |
| Endosulfan I | ND | | ug/L | 0.05 | 0.01 | 0.94 | 391575 | 01/04/26 | 01/05/26 | XLY |
| Dieldrin | ND | | ug/L | 0.09 | 0.01 | 0.94 | 391575 | 01/04/26 | 01/05/26 | XLY |
| 4,4'-DDE | ND | | ug/L | 0.09 | 0.01 | 0.94 | 391575 | 01/04/26 | 01/05/26 | XLY |
| Endrin | ND | | ug/L | 0.09 | 0.01 | 0.94 | 391575 | 01/04/26 | 01/05/26 | XLY |
| Endosulfan II | ND | | ug/L | 0.09 | 0.02 | 0.94 | 391575 | 01/04/26 | 01/05/26 | XLY |
| Endosulfan sulfate | ND | | ug/L | 0.09 | 0.01 | 0.94 | 391575 | 01/04/26 | 01/05/26 | XLY |
| 4,4'-DDD | ND | | ug/L | 0.09 | 0.01 | 0.94 | 391575 | 01/04/26 | 01/05/26 | XLY |
| Endrin aldehyde | ND | | ug/L | 0.09 | 0.02 | 0.94 | 391575 | 01/04/26 | 01/05/26 | XLY |
| Endrin ketone | ND | | ug/L | 0.09 | 0.02 | 0.94 | 391575 | 01/04/26 | 01/05/26 | XLY |
| 4,4'-DDT | ND | | ug/L | 0.09 | 0.03 | 0.94 | 391575 | 01/04/26 | 01/05/26 | XLY |
| Methoxychlor | ND | | ug/L | 0.09 | 0.03 | 0.94 | 391575 | 01/04/26 | 01/05/26 | XLY |
| Toxaphene | ND | | ug/L | 1.9 | 0.4 | 0.94 | 391575 | 01/04/26 | 01/05/26 | XLY |
| Chlordane (Technical) | ND | | ug/L | 0.9 | 0.2 | 0.94 | 391575 | 01/04/26 | 01/05/26 | XLY |
| **Surrogates** | | | | **Limits** | | | | | | |
| TCMX | 79% | | %REC | 29-120 | | 0.94 | 391575 | 01/04/26 | 01/05/26 | XLY |
| Decachlorobiphenyl | 87% | | %REC | 33-132 | | 0.94 | 391575 | 01/04/26 | 01/05/26 | XLY |
| Method: EPA 8082<br>Prep Method: EPA 3510C | | | | | | | | | | |
| Aroclor-1016 | ND | | ug/L | 0.47 | 0.29 | 0.94 | 391575 | 01/04/26 | 01/05/26 | XLY |
| Aroclor-1221 | ND | | ug/L | 0.47 | 0.44 | 0.94 | 391575 | 01/04/26 | 01/05/26 | XLY |
| Aroclor-1232 | ND | | ug/L | 0.47 | 0.26 | 0.94 | 391575 | 01/04/26 | 01/05/26 | XLY |



Results for any subcontracted analyses are not included in this section.

ENTHALPY ANALYTICAL

# Analysis Results for 550068

| 550068-001 Analyte | Result | Qual | Units | RL | MDL | DF | Batch | Prepared | Analyzed | Chemist |
|---|---|---|---|---|---|---|---|---|---|---|
| Aroclor-1242 | ND | | ug/L | 0.47 | 0.27 | 0.94 | 391575 | 01/04/26 | 01/05/26 | XLY |
| Aroclor-1248 | ND | | ug/L | 0.47 | 0.22 | 0.94 | 391575 | 01/04/26 | 01/05/26 | XLY |
| Aroclor-1254 | ND | | ug/L | 0.47 | 0.25 | 0.94 | 391575 | 01/04/26 | 01/05/26 | XLY |
| Aroclor-1260 | ND | | ug/L | 0.47 | 0.31 | 0.94 | 391575 | 01/04/26 | 01/05/26 | XLY |
| Aroclor-1262 | ND | | ug/L | 0.47 | 0.28 | 0.94 | 391575 | 01/04/26 | 01/05/26 | XLY |
| Aroclor-1268 | ND | | ug/L | 0.47 | 0.24 | 0.94 | 391575 | 01/04/26 | 01/05/26 | XLY |
| **Surrogates** | | | | **Limits** | | | | | | |
| Decachlorobiphenyl (PCB) | 73% | | %REC | 28-138 | | 0.94 | 391575 | 01/04/26 | 01/05/26 | XLY |
| Method: EPA 8260B<br>Prep Method: EPA 5030B | | | | | | | | | | |
| Carbon Disulfide | ND | | ug/L | 5.0 | 0.1 | 1 | 391466 | 01/02/26 | 01/02/26 | HMN |
| Chloroprene | ND | | ug/L | 200 | 2.7 | 1 | 391466 | 01/02/26 | 01/02/26 | HMN |
| 3-Chloropropene | ND | | ug/L | 5.0 | 0.2 | 1 | 391466 | 01/02/26 | 01/02/26 | HMN |
| Ethyl methacrylate | ND | | ug/L | 50 | 3.9 | 1 | 391466 | 01/02/26 | 01/02/26 | HMN |
| Ethanol | ND | | ug/L | 500 | 160 | 1 | 391466 | 01/02/26 | 01/02/26 | HMN |
| 2-Hexanone | ND | | ug/L | 5.0 | 1.3 | 1 | 391466 | 01/02/26 | 01/02/26 | HMN |
| Isopropanol (IPA) | ND | | ug/L | 200 | 96 | 1 | 391466 | 01/02/26 | 01/02/26 | HMN |
| Methyl acrylonitrile | ND | | ug/L | 35 | 4.2 | 1 | 391466 | 01/02/26 | 01/02/26 | HMN |
| Vinyl Acetate | ND | | ug/L | 50 | 3.2 | 1 | 391466 | 01/02/26 | 01/02/26 | HMN |
| Acrolein | ND | | ug/L | 200 | 2.6 | 1 | 391466 | 01/02/26 | 01/02/26 | HMN |
| Acrylonitrile | ND | | ug/L | 10 | 0.7 | 1 | 391466 | 01/02/26 | 01/02/26 | HMN |
| Freon 12 | ND | | ug/L | 5.0 | 0.2 | 1 | 391466 | 01/02/26 | 01/02/26 | HMN |
| Chloromethane | ND | | ug/L | 5.0 | 0.09 | 1 | 391466 | 01/02/26 | 01/02/26 | HMN |
| Vinyl Chloride | ND | | ug/L | 5.0 | 0.1 | 1 | 391466 | 01/02/26 | 01/02/26 | HMN |
| Bromomethane | ND | | ug/L | 5.0 | 0.1 | 1 | 391466 | 01/02/26 | 01/02/26 | HMN |
| Chloroethane | ND | | ug/L | 5.0 | 0.1 | 1 | 391466 | 01/02/26 | 01/02/26 | HMN |
| Trichlorofluoromethane | ND | | ug/L | 5.0 | 0.1 | 1 | 391466 | 01/02/26 | 01/02/26 | HMN |
| Iodomethane | ND | | ug/L | 5.0 | | 1 | 391466 | 01/02/26 | 01/02/26 | HMN |
| Acetone | ND | | ug/L | 100 | 14 | 1 | 391466 | 01/02/26 | 01/02/26 | HMN |
| Freon 113 | ND | | ug/L | 5.0 | 0.1 | 1 | 391466 | 01/02/26 | 01/02/26 | HMN |
| 1,1-Dichloroethene | ND | | ug/L | 5.0 | 0.1 | 1 | 391466 | 01/02/26 | 01/02/26 | HMN |
| Methylene Chloride | ND | | ug/L | 10 | 0.2 | 1 | 391466 | 01/02/26 | 01/02/26 | HMN |
| MTBE | ND | | ug/L | 5.0 | 0.1 | 1 | 391466 | 01/02/26 | 01/02/26 | HMN |
| trans-1,2-Dichloroethene | ND | | ug/L | 5.0 | 0.1 | 1 | 391466 | 01/02/26 | 01/02/26 | HMN |
| 1,1-Dichloroethane | ND | | ug/L | 5.0 | 0.09 | 1 | 391466 | 01/02/26 | 01/02/26 | HMN |
| 2-Butanone | **3.0** | J | ug/L | 10 | 1.3 | 1 | 391466 | 01/02/26 | 01/02/26 | HMN |
| cis-1,2-Dichloroethene | ND | | ug/L | 5.0 | 0.1 | 1 | 391466 | 01/02/26 | 01/02/26 | HMN |
| 2,2-Dichloropropane | ND | | ug/L | 5.0 | 0.2 | 1 | 391466 | 01/02/26 | 01/02/26 | HMN |
| Chloroform | ND | | ug/L | 5.0 | 0.08 | 1 | 391466 | 01/02/26 | 01/02/26 | HMN |
| Bromochloromethane | ND | | ug/L | 5.0 | 0.1 | 1 | 391466 | 01/02/26 | 01/02/26 | HMN |
| 1,1,1-Trichloroethane | ND | | ug/L | 5.0 | 0.1 | 1 | 391466 | 01/02/26 | 01/02/26 | HMN |
| 1,1-Dichloropropene | ND | | ug/L | 5.0 | 0.1 | 1 | 391466 | 01/02/26 | 01/02/26 | HMN |
| Carbon Tetrachloride | ND | | ug/L | 5.0 | 0.1 | 1 | 391466 | 01/02/26 | 01/02/26 | HMN |
| 1,2-Dichloroethane | ND | | ug/L | 5.0 | 0.2 | 1 | 391466 | 01/02/26 | 01/02/26 | HMN |
| Benzene | ND | | ug/L | 1.0 | 0.1 | 1 | 391466 | 01/02/26 | 01/02/26 | HMN |
| Trichloroethene | ND | | ug/L | 5.0 | 0.1 | 1 | 391466 | 01/02/26 | 01/02/26 | HMN |
| 1,2-Dichloropropane | ND | | ug/L | 5.0 | 0.09 | 1 | 391466 | 01/02/26 | 01/02/26 | HMN |
| Bromodichloromethane | ND | | ug/L | 5.0 | 0.07 | 1 | 391466 | 01/02/26 | 01/02/26 | HMN |
| Dibromomethane | ND | | ug/L | 5.0 | 0.1 | 1 | 391466 | 01/02/26 | 01/02/26 | HMN |
| 4-Methyl-2-Pentanone | ND | | ug/L | 5.0 | 1.0 | 1 | 391466 | 01/02/26 | 01/02/26 | HMN |
| cis-1,3-Dichloropropene | ND | | ug/L | 5.0 | 0.1 | 1 | 391466 | 01/02/26 | 01/02/26 | HMN |
| Toluene | ND | | ug/L | 5.0 | 0.1 | 1 | 391466 | 01/02/26 | 01/02/26 | HMN |



Results for any subcontracted analyses are not included in this section.

ENTHALPY ANALYTICAL

# Analysis Results for 550068

| 550068-001 Analyte | Result | Qual | Units | RL | MDL | DF | Batch | Prepared | Analyzed | Chemist |
|---|---|---|---|---|---|---|---|---|---|---|
| trans-1,3-Dichloropropene | ND | | ug/L | 5.0 | 0.09 | 1 | 391466 | 01/02/26 | 01/02/26 | HMN |
| 1,1,2-Trichloroethane | ND | | ug/L | 5.0 | 0.1 | 1 | 391466 | 01/02/26 | 01/02/26 | HMN |
| 1,3-Dichloropropane | ND | | ug/L | 5.0 | 0.07 | 1 | 391466 | 01/02/26 | 01/02/26 | HMN |
| Tetrachloroethene | ND | | ug/L | 5.0 | 0.2 | 1 | 391466 | 01/02/26 | 01/02/26 | HMN |
| Dibromochloromethane | ND | | ug/L | 5.0 | 0.1 | 1 | 391466 | 01/02/26 | 01/02/26 | HMN |
| 1,2-Dibromoethane | ND | | ug/L | 5.0 | 0.1 | 1 | 391466 | 01/02/26 | 01/02/26 | HMN |
| Chlorobenzene | ND | | ug/L | 5.0 | 0.1 | 1 | 391466 | 01/02/26 | 01/02/26 | HMN |
| 1,1,1,2-Tetrachloroethane | ND | | ug/L | 5.0 | 0.07 | 1 | 391466 | 01/02/26 | 01/02/26 | HMN |
| Ethylbenzene | ND | | ug/L | 5.0 | 0.1 | 1 | 391466 | 01/02/26 | 01/02/26 | HMN |
| m,p-Xylenes | ND | | ug/L | 5.0 | 0.2 | 1 | 391466 | 01/02/26 | 01/02/26 | HMN |
| o-Xylene | ND | | ug/L | 5.0 | 0.1 | 1 | 391466 | 01/02/26 | 01/02/26 | HMN |
| Styrene | ND | | ug/L | 5.0 | 0.1 | 1 | 391466 | 01/02/26 | 01/02/26 | HMN |
| Bromoform | ND | | ug/L | 5.0 | 0.06 | 1 | 391466 | 01/02/26 | 01/02/26 | HMN |
| Isopropylbenzene | ND | | ug/L | 5.0 | 0.1 | 1 | 391466 | 01/02/26 | 01/02/26 | HMN |
| 1,1,2,2-Tetrachloroethane | ND | | ug/L | 5.0 | 0.1 | 1 | 391466 | 01/02/26 | 01/02/26 | HMN |
| 1,2,3-Trichloropropane | ND | | ug/L | 5.0 | 0.3 | 1 | 391466 | 01/02/26 | 01/02/26 | HMN |
| Propylbenzene | ND | | ug/L | 5.0 | 0.1 | 1 | 391466 | 01/02/26 | 01/02/26 | HMN |
| Bromobenzene | ND | | ug/L | 5.0 | 0.1 | 1 | 391466 | 01/02/26 | 01/02/26 | HMN |
| 1,3,5-Trimethylbenzene | ND | | ug/L | 5.0 | 0.1 | 1 | 391466 | 01/02/26 | 01/02/26 | HMN |
| 2-Chlorotoluene | ND | | ug/L | 5.0 | 0.1 | 1 | 391466 | 01/02/26 | 01/02/26 | HMN |
| 4-Chlorotoluene | ND | | ug/L | 5.0 | 0.2 | 1 | 391466 | 01/02/26 | 01/02/26 | HMN |
| tert-Butylbenzene | ND | | ug/L | 5.0 | 0.1 | 1 | 391466 | 01/02/26 | 01/02/26 | HMN |
| 1,2,4-Trimethylbenzene | ND | | ug/L | 5.0 | 0.1 | 1 | 391466 | 01/02/26 | 01/02/26 | HMN |
| sec-Butylbenzene | ND | | ug/L | 5.0 | 0.2 | 1 | 391466 | 01/02/26 | 01/02/26 | HMN |
| para-Isopropyl Toluene | ND | | ug/L | 5.0 | 0.2 | 1 | 391466 | 01/02/26 | 01/02/26 | HMN |
| 1,3-Dichlorobenzene | ND | | ug/L | 5.0 | 0.1 | 1 | 391466 | 01/02/26 | 01/02/26 | HMN |
| 1,4-Dichlorobenzene | ND | | ug/L | 5.0 | 0.2 | 1 | 391466 | 01/02/26 | 01/02/26 | HMN |
| n-Butylbenzene | ND | | ug/L | 5.0 | 0.1 | 1 | 391466 | 01/02/26 | 01/02/26 | HMN |
| 1,2-Dichlorobenzene | ND | | ug/L | 5.0 | 0.1 | 1 | 391466 | 01/02/26 | 01/02/26 | HMN |
| 1,2-Dibromo-3-Chloropropane | ND | | ug/L | 5.0 | 0.6 | 1 | 391466 | 01/02/26 | 01/02/26 | HMN |
| 1,2,4-Trichlorobenzene | ND | | ug/L | 5.0 | 0.3 | 1 | 391466 | 01/02/26 | 01/02/26 | HMN |
| Hexachlorobutadiene | ND | | ug/L | 5.0 | 0.3 | 1 | 391466 | 01/02/26 | 01/02/26 | HMN |
| 1,2,3-Trichlorobenzene | ND | | ug/L | 5.0 | 0.3 | 1 | 391466 | 01/02/26 | 01/02/26 | HMN |
| cis-1,4-Dichloro-2-butene | ND | | ug/L | 5.0 | 0.3 | 1 | 391466 | 01/02/26 | 01/02/26 | HMN |
| trans-1,4-Dichloro-2-butene | ND | | ug/L | 5.0 | 0.3 | 1 | 391466 | 01/02/26 | 01/02/26 | HMN |
| Xylene (total) | ND | | ug/L | 5.0 | | 1 | 391466 | 01/02/26 | 01/02/26 | HMN |
| **Surrogates** | | | | **Limits** | | | | | | |
| Dibromofluoromethane | 103% | | %REC | 70-130 | | 1 | 391466 | 01/02/26 | 01/02/26 | HMN |
| 1,2-Dichloroethane-d4 | 103% | | %REC | 70-130 | | 1 | 391466 | 01/02/26 | 01/02/26 | HMN |
| Toluene-d8 | 102% | | %REC | 70-130 | | 1 | 391466 | 01/02/26 | 01/02/26 | HMN |
| Bromofluorobenzene | 94% | | %REC | 70-130 | | 1 | 391466 | 01/02/26 | 01/02/26 | HMN |
| Method: EPA 8270C-SIM<br>Prep Method: EPA 3535 | | | | | | | | | | |
| 1,4-Dioxane | ND | | ug/L | 5.0 | 4.4 | 5 | 391462 | 01/02/26 | 01/08/26 | ZFA |
| **Surrogates** | | | | **Limits** | | | | | | |
| 1,4-Dioxane-d8 (SUR) | 99% | | %REC | 80-120 | | 5 | 391462 | 01/02/26 | 01/08/26 | ZFA |
| Method: EPA 8270C<br>Prep Method: EPA 3510C | | | | | | | | | | |
| Carbazole | ND | | ug/L | 9.4 | 2.6 | 0.94 | 391447 | 01/02/26 | 01/02/26 | TJW |
| N-Nitrosodimethylamine | ND | | ug/L | 9.4 | 2.7 | 0.94 | 391447 | 01/02/26 | 01/02/26 | TJW |



Results for any subcontracted analyses are not included in this section.

ENTHALPY ANALYTICAL

# Analysis Results for 550068

| 550068-001 Analyte | Result | Qual | Units | RL | MDL | DF | Batch | Prepared | Analyzed | Chemist |
|---|---|---|---|---|---|---|---|---|---|---|
| Aniline | ND | | ug/L | 9.4 | 2.7 | 0.94 | 391447 | 01/02/26 | 01/02/26 | TJW |
| bis(2-Chloroethyl)ether | ND | | ug/L | 24 | 3.5 | 0.94 | 391447 | 01/02/26 | 01/02/26 | TJW |
| 2-Chlorophenol | ND | | ug/L | 9.4 | 3.4 | 0.94 | 391447 | 01/02/26 | 01/02/26 | TJW |
| 1,3-Dichlorobenzene | ND | | ug/L | 9.4 | 3.1 | 0.94 | 391447 | 01/02/26 | 01/02/26 | TJW |
| 1,4-Dichlorobenzene | ND | | ug/L | 9.4 | 3.2 | 0.94 | 391447 | 01/02/26 | 01/02/26 | TJW |
| Benzyl alcohol | ND | | ug/L | 24 | 5.4 | 0.94 | 391447 | 01/02/26 | 01/02/26 | TJW |
| 1,2-Dichlorobenzene | ND | | ug/L | 9.4 | 3.1 | 0.94 | 391447 | 01/02/26 | 01/02/26 | TJW |
| bis(2-Chloroisopropyl) ether | ND | | ug/L | 9.4 | 3.6 | 0.94 | 391447 | 01/02/26 | 01/02/26 | TJW |
| N-Nitroso-di-n-propylamine | ND | | ug/L | 9.4 | 3.6 | 0.94 | 391447 | 01/02/26 | 01/02/26 | TJW |
| Hexachloroethane | ND | | ug/L | 9.4 | 2.8 | 0.94 | 391447 | 01/02/26 | 01/02/26 | TJW |
| Nitrobenzene | ND | | ug/L | 24 | 7.9 | 0.94 | 391447 | 01/02/26 | 01/02/26 | TJW |
| Isophorone | ND | | ug/L | 9.4 | 3.5 | 0.94 | 391447 | 01/02/26 | 01/02/26 | TJW |
| 2-Nitrophenol | ND | | ug/L | 9.4 | 5.1 | 0.94 | 391447 | 01/02/26 | 01/02/26 | TJW |
| 2,4-Dimethylphenol | ND | | ug/L | 9.4 | 3.1 | 0.94 | 391447 | 01/02/26 | 01/02/26 | TJW |
| bis(2-Chloroethoxy)methane | ND | | ug/L | 9.4 | 3.5 | 0.94 | 391447 | 01/02/26 | 01/02/26 | TJW |
| 2,4-Dichlorophenol | ND | | ug/L | 9.4 | 3.5 | 0.94 | 391447 | 01/02/26 | 01/02/26 | TJW |
| 1,2,4-Trichlorobenzene | ND | | ug/L | 9.4 | 3.2 | 0.94 | 391447 | 01/02/26 | 01/02/26 | TJW |
| 4-Chloroaniline | ND | | ug/L | 9.4 | 2.9 | 0.94 | 391447 | 01/02/26 | 01/02/26 | TJW |
| Hexachlorobutadiene | ND | | ug/L | 9.4 | 2.1 | 0.94 | 391447 | 01/02/26 | 01/02/26 | TJW |
| 4-Chloro-3-methylphenol | ND | | ug/L | 9.4 | 3.4 | 0.94 | 391447 | 01/02/26 | 01/02/26 | TJW |
| 2-Methylnaphthalene | ND | | ug/L | 9.4 | 3.2 | 0.94 | 391447 | 01/02/26 | 01/02/26 | TJW |
| Hexachlorocyclopentadiene | ND | | ug/L | 24 | 7.4 | 0.94 | 391447 | 01/02/26 | 01/02/26 | TJW |
| 2,4,6-Trichlorophenol | ND | | ug/L | 9.4 | 3.8 | 0.94 | 391447 | 01/02/26 | 01/02/26 | TJW |
| 2,4,5-Trichlorophenol | ND | | ug/L | 9.4 | 3.5 | 0.94 | 391447 | 01/02/26 | 01/02/26 | TJW |
| 2-Chloronaphthalene | ND | | ug/L | 9.4 | 3.2 | 0.94 | 391447 | 01/02/26 | 01/02/26 | TJW |
| 2-Nitroaniline | ND | | ug/L | 47 | 4.1 | 0.94 | 391447 | 01/02/26 | 01/02/26 | TJW |
| Dimethylphthalate | ND | | ug/L | 9.4 | 3.2 | 0.94 | 391447 | 01/02/26 | 01/02/26 | TJW |
| Acenaphthylene | ND | | ug/L | 9.4 | 3.6 | 0.94 | 391447 | 01/02/26 | 01/02/26 | TJW |
| 2,6-Dinitrotoluene | ND | | ug/L | 9.4 | 4.2 | 0.94 | 391447 | 01/02/26 | 01/02/26 | TJW |
| 3-Nitroaniline | ND | | ug/L | 9.4 | 3.8 | 0.94 | 391447 | 01/02/26 | 01/02/26 | TJW |
| Acenaphthene | ND | | ug/L | 9.4 | 3.1 | 0.94 | 391447 | 01/02/26 | 01/02/26 | TJW |
| 2,4-Dinitrophenol | ND | | ug/L | 47 | 14 | 0.94 | 391447 | 01/02/26 | 01/02/26 | TJW |
| 4-Nitrophenol | ND | | ug/L | 9.4 | 8.0 | 0.94 | 391447 | 01/02/26 | 01/02/26 | TJW |
| Dibenzofuran | ND | | ug/L | 9.4 | 3.0 | 0.94 | 391447 | 01/02/26 | 01/02/26 | TJW |
| 2,4-Dinitrotoluene | ND | | ug/L | 9.4 | 4.0 | 0.94 | 391447 | 01/02/26 | 01/02/26 | TJW |
| Diethylphthalate | ND | | ug/L | 9.4 | 2.8 | 0.94 | 391447 | 01/02/26 | 01/02/26 | TJW |
| Fluorene | ND | | ug/L | 9.4 | 2.9 | 0.94 | 391447 | 01/02/26 | 01/02/26 | TJW |
| 4-Chlorophenyl-phenylether | ND | | ug/L | 9.4 | 2.9 | 0.94 | 391447 | 01/02/26 | 01/02/26 | TJW |
| 4-Nitroaniline | ND | | ug/L | 9.4 | 3.2 | 0.94 | 391447 | 01/02/26 | 01/02/26 | TJW |
| 4,6-Dinitro-2-methylphenol | ND | | ug/L | 47 | 16 | 0.94 | 391447 | 01/02/26 | 01/02/26 | TJW |
| N-Nitrosodiphenylamine | ND | | ug/L | 9.4 | 3.7 | 0.94 | 391447 | 01/02/26 | 01/02/26 | TJW |
| 1,2-diphenylhydrazine (as azobenzene) | ND | | ug/L | 9.4 | 2.8 | 0.94 | 391447 | 01/02/26 | 01/02/26 | TJW |
| 4-Bromophenyl-phenylether | ND | | ug/L | 9.4 | 3.1 | 0.94 | 391447 | 01/02/26 | 01/02/26 | TJW |
| Hexachlorobenzene | ND | | ug/L | 9.4 | 2.9 | 0.94 | 391447 | 01/02/26 | 01/02/26 | TJW |
| Pentachlorophenol | ND | | ug/L | 24 | 5.4 | 0.94 | 391447 | 01/02/26 | 01/02/26 | TJW |
| Phenanthrene | ND | | ug/L | 9.4 | 2.8 | 0.94 | 391447 | 01/02/26 | 01/02/26 | TJW |
| Anthracene | ND | | ug/L | 9.4 | 2.6 | 0.94 | 391447 | 01/02/26 | 01/02/26 | TJW |
| Di-n-butylphthalate | ND | | ug/L | 9.4 | 2.8 | 0.94 | 391447 | 01/02/26 | 01/02/26 | TJW |
| Fluoranthene | ND | | ug/L | 9.4 | 2.7 | 0.94 | 391447 | 01/02/26 | 01/02/26 | TJW |
| Benzidine | ND | | ug/L | 47 | 18 | 0.94 | 391447 | 01/02/26 | 01/02/26 | TJW |
| Pyrene | ND | | ug/L | 9.4 | 2.5 | 0.94 | 391447 | 01/02/26 | 01/02/26 | TJW |



Results for any subcontracted analyses are not included in this section.

ENTHALPY ANALYTICAL

# Analysis Results for 550068

| 550068-001 Analyte | Result | Qual | Units | RL | MDL | DF | Batch | Prepared | Analyzed | Chemist |
|---|---|---|---|---|---|---|---|---|---|---|
| Butylbenzylphthalate | ND | | ug/L | 9.4 | 3.4 | 0.94 | 391447 | 01/02/26 | 01/02/26 | TJW |
| 3,3'-Dichlorobenzidine | ND | | ug/L | 24 | 4.9 | 0.94 | 391447 | 01/02/26 | 01/02/26 | TJW |
| Benzo(a)anthracene | ND | | ug/L | 9.4 | 2.3 | 0.94 | 391447 | 01/02/26 | 01/02/26 | TJW |
| Chrysene | ND | | ug/L | 9.4 | 2.3 | 0.94 | 391447 | 01/02/26 | 01/02/26 | TJW |
| bis(2-Ethylhexyl)phthalate | ND | | ug/L | 9.4 | 3.1 | 0.94 | 391447 | 01/02/26 | 01/02/26 | TJW |
| Di-n-octylphthalate | ND | | ug/L | 9.4 | 4.4 | 0.94 | 391447 | 01/02/26 | 01/02/26 | TJW |
| Benzo(b)fluoranthene | ND | | ug/L | 9.4 | 2.9 | 0.94 | 391447 | 01/02/26 | 01/02/26 | TJW |
| Benzo(k)fluoranthene | ND | | ug/L | 9.4 | 2.9 | 0.94 | 391447 | 01/02/26 | 01/02/26 | TJW |
| Benzo(a)pyrene | ND | | ug/L | 9.4 | 3.0 | 0.94 | 391447 | 01/02/26 | 01/02/26 | TJW |
| Indeno(1,2,3-cd)pyrene | ND | | ug/L | 9.4 | 4.0 | 0.94 | 391447 | 01/02/26 | 01/02/26 | TJW |
| Dibenz(a,h)anthracene | ND | | ug/L | 9.4 | 3.9 | 0.94 | 391447 | 01/02/26 | 01/02/26 | TJW |
| Benzo(g,h,i)perylene | ND | | ug/L | 9.4 | 3.9 | 0.94 | 391447 | 01/02/26 | 01/02/26 | TJW |
| **Surrogates** | | | | **Limits** | | | | | | |
| 2-Fluorophenol | 29% | | %REC | 15-120 | | 0.94 | 391447 | 01/02/26 | 01/02/26 | TJW |
| Phenol-d6 | 19% | | %REC | 15-120 | | 0.94 | 391447 | 01/02/26 | 01/02/26 | TJW |
| 2,4,6-Tribromophenol | 85% | | %REC | 15-140 | | 0.94 | 391447 | 01/02/26 | 01/02/26 | TJW |
| Nitrobenzene-d5 | 79% | | %REC | 15-123 | | 0.94 | 391447 | 01/02/26 | 01/02/26 | TJW |
| 2-Fluorobiphenyl | 74% | | %REC | 15-120 | | 0.94 | 391447 | 01/02/26 | 01/02/26 | TJW |
| Terphenyl-d14 | 75% | | %REC | 15-120 | | 0.94 | 391447 | 01/02/26 | 01/02/26 | TJW |
| Method: SM 4500-CN-E<br>Prep Method: METHOD | | | | | | | | | | |
| Cyanide | ND | | mg/L | 0.0050 | 0.0017 | 0.5 | 391494 | 01/02/26 | 01/05/26 | CKN |
| Method: SM 4500-P-B5-E | | | | | | | | | | |
| Phosphorus | **1.0** | | mg/L | 0.040 | 0.028 | 2 | 391739 | 01/06/26 | 01/07/26 | RDL |
| Method: SM 4500-S2-D<br>Prep Method: METHOD | | | | | | | | | | |
| Sulfide | ND | | mg/L | 0.10 | | 1 | 391530 | 01/03/26 | 01/03/26 | TXC |
| Method: SM 5310B<br>Prep Method: SM 5310B | | | | | | | | | | |
| Total Organic Carbon | **40** | | mg/L | 1.0 | 0.49 | 1 | 391521 | 01/03/26 | 01/03/26 | BDR |
| Method: SM 9221B<br>Prep Method: METHOD | | | | | | | | | | |
| Coliform, Total | **>1,600** | | MPN/100ml | 1.8 | | 1 | 391445 | 01/01/26 13:40 | 01/03/26 13:10 | BPH |
| Method: SM 9221F | | | | | | | | | | |
| Coliform, E. Coli | **240** | | MPN/100ml | 1.8 | | 1 | 391445 | 01/01/26 13:40 | 01/03/26 13:10 | BPH |
| Method: SM2130B | | | | | | | | | | |
| Turbidity | **300** | | NTU | 0.20 | 0.12 | 1 | 391491 | 01/02/26 11:39 | 01/02/26 11:39 | LVL |
| Method: SM2320B<br>Prep Method: METHOD | | | | | | | | | | |
| Bicarbonate | **140** | | mg/L | 6.0 | | 2.5 | 391737 | 01/06/26 | 01/06/26 | WWC |
| Alkalinity, Total as CaCO3 | **110** | | mg/L | 5.0 | | 2.5 | 391737 | 01/06/26 | 01/06/26 | WWC |
| Method: SM2510B<br>Prep Method: METHOD | | | | | | | | | | |
| Specific Conductance | **830** | | umhos/cm | 1.0 | | 1 | 391572 | 01/04/26 | 01/04/26 | CDR |
| Method: SM2540C<br>Prep Method: METHOD | | | | | | | | | | |
| Total Dissolved Solids | **740** | | mg/L | 20 | | 2 | 391571 | 01/04/26 | 01/05/26 | CDR |



Results for any subcontracted analyses are not included in this section.

ENTHALPY ANALYTICAL

# Analysis Results for 550068

| 550068-001 Analyte | Result | Qual | Units | RL | MDL | DF | Batch | Prepared | Analyzed | Chemist |
|---|---|---|---|---|---|---|---|---|---|---|
| Method: SM2540D<br>Prep Method: METHOD | | | | | | | | | | |
| Total Suspended Solids | **250** | | mg/L | 0.5 | | 1 | 391504 | 01/02/26 | 01/02/26 | CKN |
| Method: SM5210B<br>Prep Method: METHOD | | | | | | | | | | |
| Biochemical Oxygen Demand | **5.2** | | mg/L | 3.0 | | 1 | 391455 | 01/02/26 14:30 | 01/07/26 10:41 | ARM |
| Method: SM5220D<br>Prep Method: SM 5220D | | | | | | | | | | |
| Chemical Oxygen Demand | **100** | | mg/L | 4.0 | 2.0 | 1 | 391456 | 01/02/26 | 01/02/26 | ARM |

**Sample ID:** **SOUTH - UNDILUTED 1,4-DIOXANE** **Lab ID:** **550068-002** **Matrix:** **Water** **Collected:** **01/01/26 09:00**

| 550068-002 Analyte | Result | Qual | Units | RL | MDL | DF | Batch | Prepared | Analyzed | Chemist |
|---|---|---|---|---|---|---|---|---|---|---|
| Method: EPA 8270C-SIM<br>Prep Method: EPA 3535 | | | | | | | | | | |
| 1,4-Dioxane | ND | H | ug/L | 1.0 | 0.84 | 1 | 392611 | 01/15/26 | 01/15/26 | MSS |
| **Surrogates** | | | | **Limits** | | | | | | |
| 1,4-Dioxane-d8 (SUR) | 98% | H | %REC | 80-120 | | 1 | 392611 | 01/15/26 | 01/15/26 | MSS |

> Value exceeds indicated concentration
H Holding time was exceeded
J Estimated value
ND Not Detected



Results for any subcontracted analyses are not included in this section.

ENTHALPY ANALYTICAL

# Batch QC

| Type: Blank | Lab ID: QC1327554 | Batch: 391559 |
|---|---|---|
| Matrix: Water | Method: EPA 1664A | Prep Method: METHOD |

| QC1327554 Analyte | Result | Qual | Units | RL | MDL | Prepared | Analyzed |
|---|---|---|---|---|---|---|---|
| Total Oil and Grease | ND | | mg/L | 5.0 | 0.97 | 01/04/26 | 01/05/26 |

| Type: Lab Control Sample | Lab ID: QC1327555 | Batch: 391559 |
|---|---|---|
| Matrix: Water | Method: EPA 1664A | Prep Method: METHOD |

| QC1327555 Analyte | Result | Spiked | Units | Recovery | Qual | Limits |
|---|---|---|---|---|---|---|
| Total Oil and Grease | 32.50 | 40.00 | mg/L | 81% | | 78-114 |

| Type: Lab Control Sample Duplicate | Lab ID: QC1327556 | Batch: 391559 |
|---|---|---|
| Matrix: Water | Method: EPA 1664A | Prep Method: METHOD |

| QC1327556 Analyte | Result | Spiked | Units | Recovery | Qual | Limits | RPD | RPD Lim |
|---|---|---|---|---|---|---|---|---|
| Total Oil and Grease | 35.10 | 40.00 | mg/L | 88% | | 78-114 | 8 | 18 |

| Type: Matrix Spike | Lab ID: QC1327157 | Batch: 391450 |
|---|---|---|
| Matrix (Source ID): Water (550042-001) | Method: EPA 200.7 | Prep Method: EPA 3015A |

| QC1327157 Analyte | Result | Source Sample Result | Spiked | Units | Recovery | Qual | Limits | DF |
|---|---|---|---|---|---|---|---|---|
| Calcium | 59.82 | 40.98 | 20.40 | mg/L | 92% | | 75-125 | 1 |
| Iron | 0.8913 | 0.5655 | 0.4000 | mg/L | 81% | | 75-125 | 1 |
| Magnesium | 29.17 | 8.678 | 20.40 | mg/L | 100% | | 75-125 | 1 |
| Potassium | 55.10 | 30.36 | 24.00 | mg/L | 103% | | 75-125 | 1 |
| Sodium | 464.1 | 450.0 | 20.40 | mg/L | 69% | NM | 75-125 | 1 |

| Type: Matrix Spike Duplicate | Lab ID: QC1327158 | Batch: 391450 |
|---|---|---|
| Matrix (Source ID): Water (550042-001) | Method: EPA 200.7 | Prep Method: EPA 3015A |

| QC1327158 Analyte | Result | Source Sample Result | Spiked | Units | Recovery | Qual | Limits | RPD | RPD Lim | DF |
|---|---|---|---|---|---|---|---|---|---|---|
| Calcium | 59.39 | 40.98 | 20.40 | mg/L | 90% | | 75-125 | 1 | 20 | 1 |
| Iron | 0.8887 | 0.5655 | 0.4000 | mg/L | 81% | | 75-125 | 0 | 20 | 1 |
| Magnesium | 28.67 | 8.678 | 20.40 | mg/L | 98% | | 75-125 | 2 | 20 | 1 |
| Potassium | 54.57 | 30.36 | 24.00 | mg/L | 101% | | 75-125 | 1 | 20 | 1 |
| Sodium | 464.6 | 450.0 | 20.40 | mg/L | 72% | NM | 75-125 | 0 | 20 | 1 |

ENTHALPY ANALYTICAL

# Batch QC

| | | | | | |
|---|---|---|---|---|---|
| **Type:** | **Blank** | **Lab ID:** | **QC1327159** | **Batch:** | **391450** |
| **Matrix:** | **Water** | **Method:** | **EPA 200.7** | **Prep Method:** | **EPA 3015A** |

| QC1327159 Analyte | Result | Qual | Units | RL | MDL | Prepared | Analyzed |
|---|---|---|---|---|---|---|---|
| Calcium | ND | | mg/L | 0.10 | 0.0095 | 01/02/26 | 01/02/26 |
| Iron | ND | | mg/L | 0.020 | 0.017 | 01/02/26 | 01/02/26 |
| Magnesium | ND | | mg/L | 0.10 | 0.017 | 01/02/26 | 01/02/26 |
| Potassium | ND | | mg/L | 0.50 | 0.20 | 01/02/26 | 01/02/26 |
| Sodium | ND | | mg/L | 0.50 | 0.017 | 01/02/26 | 01/02/26 |

| | | | | | |
|---|---|---|---|---|---|
| **Type:** | **Lab Control Sample** | **Lab ID:** | **QC1327160** | **Batch:** | **391450** |
| **Matrix:** | **Water** | **Method:** | **EPA 200.7** | **Prep Method:** | **EPA 3015A** |

| QC1327160 Analyte | Result | Spiked | Units | Recovery | Qual | Limits |
|---|---|---|---|---|---|---|
| Calcium | 19.94 | 20.40 | mg/L | 98% | | 85-115 |
| Iron | 0.3892 | 0.4000 | mg/L | 97% | | 85-115 |
| Magnesium | 21.16 | 20.40 | mg/L | 104% | | 85-115 |
| Potassium | 24.13 | 24.00 | mg/L | 101% | | 85-115 |
| Sodium | 20.56 | 20.40 | mg/L | 101% | | 85-115 |

| | | | | | |
|---|---|---|---|---|---|
| **Type:** | **Serial Dilution** | **Lab ID:** | **QC1327286** | **Batch:** | **391450** |
| **Matrix (Source ID):** | **Water (550065-002)** | **Method:** | **EPA 200.7** | **Prep Method:** | **EPA 3015A** |

| QC1327286 Analyte | Result | Source Sample Result | Units | Qual | RPD | RPD Lim | DF |
|---|---|---|---|---|---|---|---|
| Calcium | 241.3 | 230.7 | mg/L | | | | 5 |
| Iron | 86.26 | 81.02 | mg/L | | | | 50 |
| Magnesium | 45.69 | 43.64 | mg/L | | | | 5 |
| Potassium | 30.75 | 30.93 | mg/L | | | | 5 |
| Sodium | 49.87 | 49.11 | mg/L | | | | 5 |

ENTHALPY ANALYTICAL

# Batch QC

| | | | | | |
|---|---|---|---|---|---|
| **Type:** | **Lab Control Sample** | **Lab ID:** | **QC1327405** | **Batch:** | **391518** |
| **Matrix:** | **Filtrate** | **Method:** | **EPA 200.8** | **Prep Method:** | **EPA 3015A** |

| QC1327405 Analyte | Result | Spiked | Units | Recovery | Qual | Limits |
|---|---|---|---|---|---|---|
| Antimony | 111.0 | 100.0 | ug/L | 111% | | 85-115 |
| Arsenic | 103.6 | 100.0 | ug/L | 104% | | 85-115 |
| Barium | 101.8 | 100.0 | ug/L | 102% | | 85-115 |
| Beryllium | 97.06 | 100.0 | ug/L | 97% | | 85-115 |
| Boron | 98.65 | 100.0 | ug/L | 99% | | 85-115 |
| Cadmium | 104.7 | 100.0 | ug/L | 105% | | 85-115 |
| Chromium | 102.8 | 100.0 | ug/L | 103% | | 85-115 |
| Cobalt | 104.3 | 100.0 | ug/L | 104% | | 85-115 |
| Copper | 102.3 | 100.0 | ug/L | 102% | | 85-115 |
| Lead | 104.6 | 100.0 | ug/L | 105% | | 85-115 |
| Manganese | 101.5 | 100.0 | ug/L | 102% | | 85-115 |
| Nickel | 103.7 | 100.0 | ug/L | 104% | | 85-115 |
| Selenium | 99.10 | 100.0 | ug/L | 99% | | 85-115 |
| Silver | 53.86 | 50.00 | ug/L | 108% | | 85-115 |
| Thallium | 102.9 | 100.0 | ug/L | 103% | | 85-115 |
| Tin | 103.9 | 100.0 | ug/L | 104% | | 85-115 |
| Vanadium | 102.7 | 100.0 | ug/L | 103% | | 85-115 |
| Zinc | 104.0 | 100.0 | ug/L | 104% | | 85-115 |

| | | | | | |
|---|---|---|---|---|---|
| **Type:** | **Blank** | **Lab ID:** | **QC1327406** | **Batch:** | **391518** |
| **Matrix:** | **Water** | **Method:** | **EPA 200.8** | **Prep Method:** | **EPA 3015A** |

| QC1327406 Analyte | Result | Qual | Units | RL | MDL | Prepared | Analyzed |
|---|---|---|---|---|---|---|---|
| Antimony | ND | | ug/L | 2.0 | 1.0 | 01/02/26 | 01/06/26 |
| Arsenic | ND | | ug/L | 2.0 | 0.27 | 01/02/26 | 01/06/26 |
| Barium | ND | | ug/L | 5.0 | 0.44 | 01/02/26 | 01/06/26 |
| Beryllium | ND | | ug/L | 1.0 | 0.060 | 01/02/26 | 01/06/26 |
| Boron | ND | | ug/L | 10 | 5.7 | 01/02/26 | 01/07/26 |
| Cadmium | ND | | ug/L | 1.0 | 0.072 | 01/02/26 | 01/06/26 |
| Chromium | ND | | ug/L | 5.0 | 0.43 | 01/02/26 | 01/06/26 |
| Cobalt | ND | | ug/L | 1.0 | 0.090 | 01/02/26 | 01/06/26 |
| Copper | ND | | ug/L | 3.0 | 0.96 | 01/02/26 | 01/06/26 |
| Lead | ND | | ug/L | 5.0 | 0.23 | 01/02/26 | 01/06/26 |
| Manganese | ND | | ug/L | 10 | 3.8 | 01/02/26 | 01/06/26 |
| Nickel | ND | | ug/L | 5.0 | 1.3 | 01/02/26 | 01/06/26 |
| Selenium | ND | | ug/L | 4.0 | 1.9 | 01/02/26 | 01/06/26 |
| Silver | ND | | ug/L | 5.0 | 0.37 | 01/02/26 | 01/06/26 |
| Thallium | ND | | ug/L | 1.0 | 0.25 | 01/02/26 | 01/06/26 |
| Tin | ND | | ug/L | 5.0 | 1.5 | 01/02/26 | 01/06/26 |
| Vanadium | ND | | ug/L | 5.0 | 0.36 | 01/02/26 | 01/06/26 |
| Zinc | ND | | ug/L | 10 | 7.6 | 01/02/26 | 01/06/26 |

ENTHALPY ANALYTICAL

# Batch QC

| Type: | Matrix Spike | Lab ID: | QC1327407 | Batch: | 391518 |
|---|---|---|---|---|---|
| Matrix (Source ID): | Water (550032-001) | Method: | EPA 200.8 | Prep Method: | EPA 3015A |

| QC1327407 Analyte | Result | Source Sample Result | Spiked | Units | Recovery | Qual | Limits | DF |
|---|---|---|---|---|---|---|---|---|
| Antimony | 86.00 | ND | 100.0 | ug/L | 86% | | 70-130 | 10 |
| Arsenic | 104.3 | ND | 100.0 | ug/L | 104% | | 70-130 | 10 |
| Barium | 230.7 | 113.7 | 100.0 | ug/L | 117% | | 70-130 | 10 |
| Beryllium | 105.5 | ND | 100.0 | ug/L | 106% | | 70-130 | 10 |
| Boron | 699.5 | 572.3 | 100.0 | ug/L | 127% | NM | 70-130 | 10 |
| Cadmium | 104.4 | ND | 100.0 | ug/L | 104% | | 70-130 | 10 |
| Chromium | 110.3 | 8.240 | 100.0 | ug/L | 102% | | 70-130 | 10 |
| Cobalt | 105.1 | 2.930 | 100.0 | ug/L | 102% | | 70-130 | 10 |
| Copper | 113.9 | ND | 100.0 | ug/L | 114% | | 70-130 | 10 |
| Lead | 105.7 | ND | 100.0 | ug/L | 106% | | 70-130 | 10 |
| Manganese | 264.3 | 150.5 | 100.0 | ug/L | 114% | | 70-130 | 10 |
| Nickel | 124.5 | 20.02 | 100.0 | ug/L | 104% | | 70-130 | 10 |
| Selenium | 81.41 | ND | 100.0 | ug/L | 81% | | 70-130 | 10 |
| Silver | 51.68 | ND | 50.00 | ug/L | 103% | | 70-130 | 10 |
| Thallium | 102.9 | ND | 100.0 | ug/L | 103% | | 70-130 | 10 |
| Tin | 48.02 | ND | 100.0 | ug/L | 48% | * | 70-130 | 10 |
| Vanadium | 112.1 | 9.040 | 100.0 | ug/L | 103% | | 70-130 | 10 |
| Zinc | 160.1 | ND | 100.0 | ug/L | 160% | * | 70-130 | 10 |

| Type: | Matrix Spike Duplicate | Lab ID: | QC1327408 | Batch: | 391518 |
|---|---|---|---|---|---|
| Matrix (Source ID): | Water (550032-001) | Method: | EPA 200.8 | Prep Method: | EPA 3015A |

| QC1327408 Analyte | Result | Source Sample Result | Spiked | Units | Recovery | Qual | Limits | RPD | RPD Lim | DF |
|---|---|---|---|---|---|---|---|---|---|---|
| Antimony | 91.28 | ND | 100.0 | ug/L | 91% | | 70-130 | 6 | 20 | 10 |
| Arsenic | 108.8 | ND | 100.0 | ug/L | 109% | | 70-130 | 4 | 20 | 10 |
| Barium | 239.9 | 113.7 | 100.0 | ug/L | 126% | | 70-130 | 4 | 20 | 10 |
| Beryllium | 103.0 | ND | 100.0 | ug/L | 103% | | 70-130 | 2 | 20 | 10 |
| Boron | 692.7 | 572.3 | 100.0 | ug/L | 120% | NM | 70-130 | 1 | 20 | 10 |
| Cadmium | 107.1 | ND | 100.0 | ug/L | 107% | | 70-130 | 3 | 20 | 10 |
| Chromium | 121.8 | 8.240 | 100.0 | ug/L | 114% | | 70-130 | 10 | 20 | 10 |
| Cobalt | 111.2 | 2.930 | 100.0 | ug/L | 108% | | 70-130 | 6 | 20 | 10 |
| Copper | 116.5 | ND | 100.0 | ug/L | 117% | | 70-130 | 2 | 20 | 10 |
| Lead | 108.2 | ND | 100.0 | ug/L | 108% | | 70-130 | 2 | 20 | 10 |
| Manganese | 289.2 | 150.5 | 100.0 | ug/L | 139% | * | 70-130 | 9 | 20 | 10 |
| Nickel | 130.9 | 20.02 | 100.0 | ug/L | 111% | | 70-130 | 5 | 20 | 10 |
| Selenium | 77.64 | ND | 100.0 | ug/L | 78% | | 70-130 | 5 | 20 | 10 |
| Silver | 55.21 | ND | 50.00 | ug/L | 110% | | 70-130 | 7 | 20 | 10 |
| Thallium | 105.5 | ND | 100.0 | ug/L | 105% | | 70-130 | 2 | 20 | 10 |
| Tin | 50.37 | ND | 100.0 | ug/L | 50% | * | 70-130 | 5 | 20 | 10 |
| Vanadium | 118.4 | 9.040 | 100.0 | ug/L | 109% | | 70-130 | 5 | 20 | 10 |
| Zinc | 170.1 | ND | 100.0 | ug/L | 170% | * | 70-130 | 6 | 20 | 10 |

ENTHALPY ANALYTICAL

# Batch QC

| Type: | Matrix Spike | Lab ID: | QC1327409 | Batch: | 391518 |
|---|---|---|---|---|---|
| Matrix (Source ID): | Water (550066-001) | Method: | EPA 200.8 | Prep Method: | EPA 3015A |

| QC1327409 Analyte | Result | Source Sample Result | Spiked | Units | Recovery | Qual | Limits | DF |
|---|---|---|---|---|---|---|---|---|
| Antimony | 91.90 | ND | 100.0 | ug/L | 92% | | 70-130 | 10 |
| Arsenic | 101.7 | ND | 100.0 | ug/L | 102% | | 70-130 | 10 |
| Barium | 95.05 | ND | 100.0 | ug/L | 95% | | 70-130 | 10 |
| Beryllium | 93.87 | ND | 100.0 | ug/L | 94% | | 70-130 | 10 |
| Boron | 110.4 | ND | 100.0 | ug/L | 110% | | 70-130 | 10 |
| Cadmium | 84.24 | ND | 100.0 | ug/L | 84% | | 70-130 | 10 |
| Chromium | 96.48 | ND | 100.0 | ug/L | 96% | | 70-130 | 10 |
| Cobalt | 98.85 | ND | 100.0 | ug/L | 99% | | 70-130 | 10 |
| Copper | 109.8 | ND | 100.0 | ug/L | 110% | | 70-130 | 10 |
| Lead | 93.62 | ND | 100.0 | ug/L | 94% | | 70-130 | 10 |
| Manganese | 126.5 | ND | 100.0 | ug/L | 127% | | 70-130 | 10 |
| Nickel | 104.0 | ND | 100.0 | ug/L | 104% | | 70-130 | 10 |
| Selenium | 73.99 | ND | 100.0 | ug/L | 74% | | 70-130 | 10 |
| Silver | 42.87 | ND | 50.00 | ug/L | 86% | | 70-130 | 10 |
| Thallium | 93.00 | ND | 100.0 | ug/L | 93% | | 70-130 | 10 |
| Tin | 93.01 | ND | 100.0 | ug/L | 93% | | 70-130 | 10 |
| Vanadium | 98.42 | ND | 100.0 | ug/L | 98% | | 70-130 | 10 |
| Zinc | 475.0 | 382.7 | 100.0 | ug/L | 92% | | 70-130 | 10 |

| Type: | Matrix Spike Duplicate | Lab ID: | QC1327410 | Batch: | 391518 |
|---|---|---|---|---|---|
| Matrix (Source ID): | Water (550066-001) | Method: | EPA 200.8 | Prep Method: | EPA 3015A |

| QC1327410 Analyte | Result | Source Sample Result | Spiked | Units | Recovery | Qual | Limits | RPD | RPD Lim | DF |
|---|---|---|---|---|---|---|---|---|---|---|
| Antimony | 112.9 | ND | 100.0 | ug/L | 113% | | 70-130 | 21* | 20 | 10 |
| Arsenic | 118.0 | ND | 100.0 | ug/L | 118% | | 70-130 | 15 | 20 | 10 |
| Barium | 121.5 | ND | 100.0 | ug/L | 121% | | 70-130 | 24* | 20 | 10 |
| Beryllium | 105.3 | ND | 100.0 | ug/L | 105% | | 70-130 | 12 | 20 | 10 |
| Boron | 140.3 | ND | 100.0 | ug/L | 140% | * | 70-130 | 24* | 20 | 10 |
| Cadmium | 107.3 | ND | 100.0 | ug/L | 107% | | 70-130 | 24* | 20 | 10 |
| Chromium | 117.5 | ND | 100.0 | ug/L | 118% | | 70-130 | 20 | 20 | 10 |
| Cobalt | 114.0 | ND | 100.0 | ug/L | 114% | | 70-130 | 14 | 20 | 10 |
| Copper | 126.2 | ND | 100.0 | ug/L | 126% | | 70-130 | 14 | 20 | 10 |
| Lead | 110.2 | ND | 100.0 | ug/L | 110% | | 70-130 | 16 | 20 | 10 |
| Manganese | 137.9 | ND | 100.0 | ug/L | 138% | * | 70-130 | 9 | 20 | 10 |
| Nickel | 121.0 | ND | 100.0 | ug/L | 121% | | 70-130 | 15 | 20 | 10 |
| Selenium | 92.26 | ND | 100.0 | ug/L | 92% | | 70-130 | 22* | 20 | 10 |
| Silver | 53.82 | ND | 50.00 | ug/L | 108% | | 70-130 | 23* | 20 | 10 |
| Thallium | 111.8 | ND | 100.0 | ug/L | 112% | | 70-130 | 18 | 20 | 10 |
| Tin | 109.4 | ND | 100.0 | ug/L | 109% | | 70-130 | 16 | 20 | 10 |
| Vanadium | 116.5 | ND | 100.0 | ug/L | 116% | | 70-130 | 17 | 20 | 10 |
| Zinc | 526.7 | 382.7 | 100.0 | ug/L | 144% | * | 70-130 | 10 | 20 | 10 |

ENTHALPY ANALYTICAL

# Batch QC

| | | | | | |
|---|---|---|---|---|---|
| **Type:** | **Blank** | **Lab ID:** | **QC1327149** | **Batch:** | **391448** |
| **Matrix:** | **Water** | **Method:** | **EPA 245.1** | **Prep Method:** | **EPA 245.1** |

| QC1327149 Analyte | Result | Qual | Units | RL | MDL | Prepared | Analyzed |
|---|---|---|---|---|---|---|---|
| Mercury | ND | | ug/L | 0.40 | 0.032 | 01/02/26 | 01/02/26 |

| | | | | | |
|---|---|---|---|---|---|
| **Type:** | **Lab Control Sample** | **Lab ID:** | **QC1327150** | **Batch:** | **391448** |
| **Matrix:** | **Filtrate** | **Method:** | **EPA 245.1** | **Prep Method:** | **EPA 245.1** |

| QC1327150 Analyte | Result | Spiked | Units | Recovery | Qual | Limits |
|---|---|---|---|---|---|---|
| Mercury | 4.876 | 5.000 | ug/L | 98% | | 85-115 |

| | | | | | |
|---|---|---|---|---|---|
| **Type:** | **Matrix Spike** | **Lab ID:** | **QC1327151** | **Batch:** | **391448** |
| **Matrix (Source ID):** | **Water (549903-001)** | **Method:** | **EPA 245.1** | **Prep Method:** | **EPA 245.1** |

| QC1327151 Analyte | Result | Source Sample Result | Spiked | Units | Recovery | Qual | Limits | DF |
|---|---|---|---|---|---|---|---|---|
| Mercury | 4.415 | 0.2832 | 5.000 | ug/L | 83% | | 75-125 | 1 |

| | | | | | |
|---|---|---|---|---|---|
| **Type:** | **Matrix Spike Duplicate** | **Lab ID:** | **QC1327152** | **Batch:** | **391448** |
| **Matrix (Source ID):** | **Water (549903-001)** | **Method:** | **EPA 245.1** | **Prep Method:** | **EPA 245.1** |

| QC1327152 Analyte | Result | Source Sample Result | Spiked | Units | Recovery | Qual | Limits | RPD | RPD Lim | DF |
|---|---|---|---|---|---|---|---|---|---|---|
| Mercury | 4.488 | 0.2832 | 5.000 | ug/L | 84% | | 75-125 | 2 | 20 | 1 |

| | | | | | |
|---|---|---|---|---|---|
| **Type:** | **Matrix Spike** | **Lab ID:** | **QC1327161** | **Batch:** | **391448** |
| **Matrix (Source ID):** | **Water (550054-001)** | **Method:** | **EPA 245.1** | **Prep Method:** | **EPA 245.1** |

| QC1327161 Analyte | Result | Source Sample Result | Spiked | Units | Recovery | Qual | Limits | DF |
|---|---|---|---|---|---|---|---|---|
| Mercury | 933.3 | 9.998 | 1000 | ug/L | 92% | | 75-125 | 200 |

| | | | | | |
|---|---|---|---|---|---|
| **Type:** | **Matrix Spike Duplicate** | **Lab ID:** | **QC1327162** | **Batch:** | **391448** |
| **Matrix (Source ID):** | **Water (550054-001)** | **Method:** | **EPA 245.1** | **Prep Method:** | **EPA 245.1** |

| QC1327162 Analyte | Result | Source Sample Result | Spiked | Units | Recovery | Qual | Limits | RPD | RPD Lim | DF |
|---|---|---|---|---|---|---|---|---|---|---|
| Mercury | 980.2 | 9.998 | 1000 | ug/L | 97% | | 75-125 | 5 | 20 | 200 |

ENTHALPY ANALYTICAL

# Batch QC

| | | | | | |
|---|---|---|---|---|---|
| **Type:** | **Blank** | **Lab ID:** | **QC1327134** | **Batch:** | **391443** |
| **Matrix:** | **Water** | **Method:** | **EPA 300.0** | **Prep Method:** | **METHOD** |

| QC1327134 Analyte | Result | Qual | Units | RL | MDL | Prepared | Analyzed |
|---|---|---|---|---|---|---|---|
| Fluoride | ND | | mg/L | 0.20 | 0.072 | 01/01/26 13:30 | 01/01/26 14:08 |
| Chloride | ND | | mg/L | 1.0 | 0.27 | 01/01/26 13:30 | 01/01/26 14:08 |
| Nitrogen, Nitrite | ND | | mg/L | 0.10 | 0.02 | 01/01/26 13:30 | 01/01/26 14:08 |
| Bromide | ND | | mg/L | 0.30 | 0.060 | 01/01/26 13:30 | 01/01/26 14:08 |
| Nitrogen, Nitrate | ND | | mg/L | 0.10 | 0.05 | 01/01/26 13:30 | 01/01/26 14:08 |
| Sulfate | ND | | mg/L | 1.0 | 0.25 | 01/01/26 13:30 | 01/01/26 14:08 |

| | | | | | |
|---|---|---|---|---|---|
| **Type:** | **Lab Control Sample** | **Lab ID:** | **QC1327135** | **Batch:** | **391443** |
| **Matrix:** | **Water** | **Method:** | **EPA 300.0** | **Prep Method:** | **METHOD** |

| QC1327135 Analyte | Result | Spiked | Units | Recovery | Qual | Limits |
|---|---|---|---|---|---|---|
| Fluoride | 9.813 | 10.00 | mg/L | 98% | | 90-110 |
| Chloride | 46.86 | 50.00 | mg/L | 94% | | 90-110 |
| Nitrogen, Nitrite | 4.560 | 4.567 | mg/L | 100% | | 90-110 |
| Bromide | 14.60 | 15.00 | mg/L | 97% | | 90-110 |
| Nitrogen, Nitrate | 4.383 | 4.518 | mg/L | 97% | | 90-110 |
| Sulfate | 24.71 | 25.00 | mg/L | 99% | | 90-110 |

| | | | | | |
|---|---|---|---|---|---|
| **Type:** | **Matrix Spike** | **Lab ID:** | **QC1327136** | **Batch:** | **391443** |
| **Matrix (Source ID):** | **Water (550068-001)** | **Method:** | **EPA 300.0** | **Prep Method:** | **METHOD** |

| QC1327136 Analyte | Result | Source Sample Result | Spiked | Units | Recovery | Qual | Limits | DF |
|---|---|---|---|---|---|---|---|---|
| Fluoride | 28.95 | 0.1598 | 20.00 | mg/L | 144% | * | 80-129 | 1 |
| Chloride | 179.2 | 39.16 | 100.0 | mg/L | 140% | * | 80-123 | 1 |
| Nitrogen, Nitrite | 13.10 | 0.08577 | 9.134 | mg/L | 142% | * | 80-122 | 1 |
| Bromide | 20.94 | 0.09607 | 15.00 | mg/L | 139% | * | 80-121 | 1 |
| Nitrogen, Nitrate | 14.60 | 1.970 | 9.036 | mg/L | 140% | * | 80-123 | 1 |
| Sulfate | 248.4 | 194.9 | 50.00 | mg/L | 107% | E | 79-124 | 1 |

| | | | | | |
|---|---|---|---|---|---|
| **Type:** | **Matrix Spike Duplicate** | **Lab ID:** | **QC1327137** | **Batch:** | **391443** |
| **Matrix (Source ID):** | **Water (550068-001)** | **Method:** | **EPA 300.0** | **Prep Method:** | **METHOD** |

| QC1327137 Analyte | Result | Source Sample Result | Spiked | Units | Recovery | Qual | Limits | RPD | RPD Lim | DF |
|---|---|---|---|---|---|---|---|---|---|---|
| Fluoride | 23.59 | 0.1598 | 20.00 | mg/L | 117% | | 80-129 | 20 | 21 | 1 |
| Chloride | 154.7 | 39.16 | 100.0 | mg/L | 116% | | 80-123 | 15 | 20 | 1 |
| Nitrogen, Nitrite | 10.76 | 0.08577 | 9.134 | mg/L | 117% | | 80-122 | 20 | 21 | 1 |
| Bromide | 17.10 | 0.09607 | 15.00 | mg/L | 113% | | 80-121 | 20 | 20 | 1 |
| Nitrogen, Nitrate | 12.24 | 1.970 | 9.036 | mg/L | 114% | | 80-123 | 18 | 20 | 1 |
| Sulfate | 239.2 | 194.9 | 50.00 | mg/L | 88% | E | 79-124 | | 20 | 1 |

ENTHALPY ANALYTICAL

# Batch QC

| Type: Blank | Lab ID: QC1327674 | Batch: 391593 |
|---|---|---|
| Matrix: Water | Method: EPA 350.1 | Prep Method: METHOD |

| QC1327674 Analyte | Result | Qual | Units | RL | MDL | Prepared | Analyzed |
|---|---|---|---|---|---|---|---|
| Ammonia-N | ND | | mg/L | 0.10 | 0.068 | 01/05/26 | 01/05/26 |

| Type: Lab Control Sample | Lab ID: QC1327675 | Batch: 391593 |
|---|---|---|
| Matrix: Water | Method: EPA 350.1 | Prep Method: METHOD |

| QC1327675 Analyte | Result | Spiked | Units | Recovery | Qual | Limits |
|---|---|---|---|---|---|---|
| Ammonia-N | 0.9693 | 1.000 | mg/L | 97% | | 90-110 |

| Type: Matrix Spike | Lab ID: QC1327676 | Batch: 391593 |
|---|---|---|
| Matrix (Source ID): Water (549813-002) | Method: EPA 350.1 | Prep Method: METHOD |

| QC1327676 Analyte | Result | Source Sample Result | Spiked | Units | Recovery | Qual | Limits | DF |
|---|---|---|---|---|---|---|---|---|
| Ammonia-N | 1.046 | ND | 1.000 | mg/L | 105% | | 90-110 | 1 |

| Type: Matrix Spike Duplicate | Lab ID: QC1327677 | Batch: 391593 |
|---|---|---|
| Matrix (Source ID): Water (549813-002) | Method: EPA 350.1 | Prep Method: METHOD |

| QC1327677 Analyte | Result | Source Sample Result | Spiked | Units | Recovery | Qual | Limits | RPD | RPD Lim | DF |
|---|---|---|---|---|---|---|---|---|---|---|
| Ammonia-N | 1.013 | ND | 1.000 | mg/L | 101% | | 90-110 | 3 | 20 | 1 |

| Type: Matrix Spike | Lab ID: QC1327684 | Batch: 391593 |
|---|---|---|
| Matrix (Source ID): Water (549813-006) | Method: EPA 350.1 | Prep Method: METHOD |

| QC1327684 Analyte | Result | Source Sample Result | Spiked | Units | Recovery | Qual | Limits | DF |
|---|---|---|---|---|---|---|---|---|
| Ammonia-N | 0.9370 | ND | 1.000 | mg/L | 94% | | 90-110 | 1 |

| Type: Matrix Spike Duplicate | Lab ID: QC1327685 | Batch: 391593 |
|---|---|---|
| Matrix (Source ID): Water (549813-006) | Method: EPA 350.1 | Prep Method: METHOD |

| QC1327685 Analyte | Result | Source Sample Result | Spiked | Units | Recovery | Qual | Limits | RPD | RPD Lim | DF |
|---|---|---|---|---|---|---|---|---|---|---|
| Ammonia-N | 0.9160 | ND | 1.000 | mg/L | 92% | | 90-110 | 2 | 20 | 1 |

| Type: Blank | Lab ID: QC1330234 | Batch: 392363 |
|---|---|---|
| Matrix: Water | Method: EPA 420.1 | Prep Method: METHOD |

| QC1330234 Analyte | Result | Qual | Units | RL | MDL | Prepared | Analyzed |
|---|---|---|---|---|---|---|---|
| Total Phenolics | ND | | mg/L | 0.010 | 0.0065 | 01/13/26 | 01/13/26 |

ENTHALPY ANALYTICAL

# Batch QC

| | | |
|---|---|---|
| **Type:** Lab Control Sample | **Lab ID:** QC1330235 | **Batch:** 392363 |
| **Matrix:** Water | **Method:** EPA 420.1 | **Prep Method:** METHOD |

| QC1330235 Analyte | Result | Spiked | Units | Recovery | Qual | Limits |
|---|---|---|---|---|---|---|
| Total Phenolics | 0.08400 | 0.08000 | mg/L | 105% | | 80-120 |

| | | |
|---|---|---|
| **Type:** Lab Control Sample Duplicate | **Lab ID:** QC1330236 | **Batch:** 392363 |
| **Matrix:** Water | **Method:** EPA 420.1 | **Prep Method:** METHOD |

| QC1330236 Analyte | Result | Spiked | Units | Recovery | Qual | Limits | RPD | RPD Lim |
|---|---|---|---|---|---|---|---|---|
| Total Phenolics | 0.08000 | 0.08000 | mg/L | 100% | | 80-120 | 5 | 20 |

ENTHALPY ANALYTICAL

# Batch QC

| Type: Blank | Lab ID: QC1327145 | Batch: 391447 |
|---|---|---|
| Matrix: Water | | |

| QC1327145 Analyte | Result | Qual | Units | RL | MDL | Prepared | Analyzed |
|---|---|---|---|---|---|---|---|
| Method: EPA 625.1<br>Prep Method: EPA 3510C | | | | | | | |
| a-Terpineol | ND | | ug/L | 10 | 2.1 | 01/02/26 | 01/03/26 |
| Pyridine | ND | | ug/L | 10 | 2.8 | 01/02/26 | 01/02/26 |
| Phenol | ND | | ug/L | 10 | 2.1 | 01/02/26 | 01/02/26 |
| 2-Methylphenol | ND | | ug/L | 10 | 3.2 | 01/02/26 | 01/02/26 |
| 3-,4-Methylphenol | ND | | ug/L | 10 | 3.0 | 01/02/26 | 01/02/26 |
| Benzoic acid | ND | | ug/L | 50 | 11 | 01/02/26 | 01/02/26 |
| Naphthalene | ND | | ug/L | 10 | 3.6 | 01/02/26 | 01/02/26 |
| Cresol | ND | | ug/L | 10 | | 01/02/26 | 01/02/26 |
| Method: EPA 8270C<br>Prep Method: EPA 3510C | | | | | | | |
| Carbazole | ND | | ug/L | 10 | 2.8 | 01/02/26 | 01/02/26 |
| N-Nitrosodimethylamine | ND | | ug/L | 10 | 2.9 | 01/02/26 | 01/02/26 |
| Aniline | ND | | ug/L | 10 | 2.8 | 01/02/26 | 01/02/26 |
| bis(2-Chloroethyl)ether | ND | | ug/L | 25 | 3.7 | 01/02/26 | 01/02/26 |
| 2-Chlorophenol | ND | | ug/L | 10 | 3.6 | 01/02/26 | 01/02/26 |
| 1,3-Dichlorobenzene | ND | | ug/L | 10 | 3.3 | 01/02/26 | 01/02/26 |
| 1,4-Dichlorobenzene | ND | | ug/L | 10 | 3.4 | 01/02/26 | 01/02/26 |
| Benzyl alcohol | ND | | ug/L | 25 | 5.8 | 01/02/26 | 01/02/26 |
| 1,2-Dichlorobenzene | ND | | ug/L | 10 | 3.3 | 01/02/26 | 01/02/26 |
| bis(2-Chloroisopropyl) ether | ND | | ug/L | 10 | 3.8 | 01/02/26 | 01/02/26 |
| N-Nitroso-di-n-propylamine | ND | | ug/L | 10 | 3.9 | 01/02/26 | 01/02/26 |
| Hexachloroethane | ND | | ug/L | 10 | 3.0 | 01/02/26 | 01/02/26 |
| Nitrobenzene | ND | | ug/L | 25 | 8.4 | 01/02/26 | 01/02/26 |
| Isophorone | ND | | ug/L | 10 | 3.7 | 01/02/26 | 01/02/26 |
| 2-Nitrophenol | ND | | ug/L | 10 | 5.4 | 01/02/26 | 01/02/26 |
| 2,4-Dimethylphenol | ND | | ug/L | 10 | 3.2 | 01/02/26 | 01/02/26 |
| bis(2-Chloroethoxy)methane | ND | | ug/L | 10 | 3.7 | 01/02/26 | 01/02/26 |
| 2,4-Dichlorophenol | ND | | ug/L | 10 | 3.7 | 01/02/26 | 01/02/26 |
| 1,2,4-Trichlorobenzene | ND | | ug/L | 10 | 3.4 | 01/02/26 | 01/02/26 |
| 4-Chloroaniline | ND | | ug/L | 10 | 3.1 | 01/02/26 | 01/02/26 |
| Hexachlorobutadiene | ND | | ug/L | 10 | 2.2 | 01/02/26 | 01/02/26 |
| 4-Chloro-3-methylphenol | ND | | ug/L | 10 | 3.6 | 01/02/26 | 01/02/26 |
| 2-Methylnaphthalene | ND | | ug/L | 10 | 3.4 | 01/02/26 | 01/02/26 |
| Hexachlorocyclopentadiene | ND | | ug/L | 25 | 7.8 | 01/02/26 | 01/02/26 |
| 2,4,6-Trichlorophenol | ND | | ug/L | 10 | 4.1 | 01/02/26 | 01/02/26 |
| 2,4,5-Trichlorophenol | ND | | ug/L | 10 | 3.7 | 01/02/26 | 01/02/26 |
| 2-Chloronaphthalene | ND | | ug/L | 10 | 3.4 | 01/02/26 | 01/02/26 |
| 2-Nitroaniline | ND | | ug/L | 50 | 4.3 | 01/02/26 | 01/02/26 |
| Dimethylphthalate | ND | | ug/L | 10 | 3.4 | 01/02/26 | 01/02/26 |
| Acenaphthylene | ND | | ug/L | 10 | 3.9 | 01/02/26 | 01/02/26 |
| 2,6-Dinitrotoluene | ND | | ug/L | 10 | 4.4 | 01/02/26 | 01/02/26 |
| 3-Nitroaniline | ND | | ug/L | 10 | 4.0 | 01/02/26 | 01/02/26 |
| Acenaphthene | ND | | ug/L | 10 | 3.2 | 01/02/26 | 01/02/26 |
| 2,4-Dinitrophenol | ND | | ug/L | 50 | 15 | 01/02/26 | 01/02/26 |
| 4-Nitrophenol | ND | | ug/L | 10 | 8.5 | 01/02/26 | 01/02/26 |

ENTHALPY ANALYTICAL

# Batch QC

| QC1327145 Analyte | Result | Qual | Units | RL | MDL | Prepared | Analyzed |
|---|---|---|---|---|---|---|---|
| Dibenzofuran | ND | | ug/L | 10 | 3.2 | 01/02/26 | 01/02/26 |
| 2,4-Dinitrotoluene | ND | | ug/L | 10 | 4.3 | 01/02/26 | 01/02/26 |
| Diethylphthalate | ND | | ug/L | 10 | 2.9 | 01/02/26 | 01/02/26 |
| Fluorene | ND | | ug/L | 10 | 3.1 | 01/02/26 | 01/02/26 |
| 4-Chlorophenyl-phenylether | ND | | ug/L | 10 | 3.1 | 01/02/26 | 01/02/26 |
| 4-Nitroaniline | ND | | ug/L | 10 | 3.3 | 01/02/26 | 01/02/26 |
| 4,6-Dinitro-2-methylphenol | ND | | ug/L | 50 | 17 | 01/02/26 | 01/02/26 |
| N-Nitrosodiphenylamine | ND | | ug/L | 10 | 4.0 | 01/02/26 | 01/02/26 |
| 1,2-diphenylhydrazine (as azobenzene) | ND | | ug/L | 10 | 2.9 | 01/02/26 | 01/02/26 |
| 4-Bromophenyl-phenylether | ND | | ug/L | 10 | 3.3 | 01/02/26 | 01/02/26 |
| Hexachlorobenzene | ND | | ug/L | 10 | 3.0 | 01/02/26 | 01/02/26 |
| Pentachlorophenol | ND | | ug/L | 25 | 5.7 | 01/02/26 | 01/02/26 |
| Phenanthrene | ND | | ug/L | 10 | 2.9 | 01/02/26 | 01/02/26 |
| Anthracene | ND | | ug/L | 10 | 2.8 | 01/02/26 | 01/02/26 |
| Di-n-butylphthalate | ND | | ug/L | 10 | 3.0 | 01/02/26 | 01/02/26 |
| Fluoranthene | ND | | ug/L | 10 | 2.8 | 01/02/26 | 01/02/26 |
| Benzidine | ND | | ug/L | 50 | 19 | 01/02/26 | 01/02/26 |
| Pyrene | ND | | ug/L | 10 | 2.7 | 01/02/26 | 01/02/26 |
| Butylbenzylphthalate | ND | | ug/L | 10 | 3.6 | 01/02/26 | 01/02/26 |
| 3,3'-Dichlorobenzidine | ND | | ug/L | 25 | 5.2 | 01/02/26 | 01/02/26 |
| Benzo(a)anthracene | ND | | ug/L | 10 | 2.4 | 01/02/26 | 01/02/26 |
| Chrysene | ND | | ug/L | 10 | 2.5 | 01/02/26 | 01/02/26 |
| bis(2-Ethylhexyl)phthalate | ND | | ug/L | 10 | 3.3 | 01/02/26 | 01/02/26 |
| Di-n-octylphthalate | ND | | ug/L | 10 | 4.7 | 01/02/26 | 01/02/26 |
| Benzo(b)fluoranthene | ND | | ug/L | 10 | 3.0 | 01/02/26 | 01/02/26 |
| Benzo(k)fluoranthene | ND | | ug/L | 10 | 3.1 | 01/02/26 | 01/02/26 |
| Benzo(a)pyrene | ND | | ug/L | 10 | 3.1 | 01/02/26 | 01/02/26 |
| Indeno(1,2,3-cd)pyrene | ND | | ug/L | 10 | 4.2 | 01/02/26 | 01/02/26 |
| Dibenz(a,h)anthracene | ND | | ug/L | 10 | 4.2 | 01/02/26 | 01/02/26 |
| Benzo(g,h,i)perylene | ND | | ug/L | 10 | 4.1 | 01/02/26 | 01/02/26 |
| **Surrogates** | | | | **Limits** | | | |
| 2-Fluorophenol | 42% | | %REC | 15-120 | | 01/02/26 | 01/02/26 |
| Phenol-d6 | 25% | | %REC | 15-120 | | 01/02/26 | 01/02/26 |
| 2,4,6-Tribromophenol | 82% | | %REC | 15-140 | | 01/02/26 | 01/02/26 |
| Nitrobenzene-d5 | 88% | | %REC | 15-123 | | 01/02/26 | 01/02/26 |
| 2-Fluorobiphenyl | 85% | | %REC | 15-120 | | 01/02/26 | 01/02/26 |
| Terphenyl-d14 | 81% | | %REC | 15-120 | | 01/02/26 | 01/02/26 |

ENTHALPY ANALYTICAL

# Batch QC

| | | | | | |
|---|---|---|---|---|---|
| **Type:** | **Lab Control Sample** | **Lab ID:** | **QC1327147** | **Batch:** | **391447** |
| **Matrix:** | **Water** | **Method:** | **EPA 8270C** | **Prep Method:** | **EPA 3510C** |

| QC1327147 Analyte | Result | Spiked | Units | Recovery | Qual | Limits |
|---|---|---|---|---|---|---|
| Phenol | 20.33 | 75.00 | ug/L | 27% | | 14-120 |
| 2-Chlorophenol | 56.78 | 75.00 | ug/L | 76% | | 46-120 |
| 1,4-Dichlorobenzene | 63.94 | 75.00 | ug/L | 85% | | 42-120 |
| 3-,4-Methylphenol | 45.51 | 75.00 | ug/L | 61% | | 40-120 |
| N-Nitroso-di-n-propylamine | 68.13 | 75.00 | ug/L | 91% | | 54-121 |
| 2,4-Dimethylphenol | 59.89 | 75.00 | ug/L | 80% | | 48-120 |
| 1,2,4-Trichlorobenzene | 65.15 | 75.00 | ug/L | 87% | | 45-120 |
| 4-Chloro-3-methylphenol | 64.72 | 75.00 | ug/L | 86% | | 60-121 |
| 2,4,5-Trichlorophenol | 66.95 | 75.00 | ug/L | 89% | | 62-124 |
| Acenaphthene | 61.28 | 75.00 | ug/L | 82% | | 56-120 |
| 4-Nitrophenol | 20.12 | 75.00 | ug/L | 27% | | 17-120 |
| 2,4-Dinitrotoluene | 70.35 | 75.00 | ug/L | 94% | | 69-127 |
| Pentachlorophenol | 53.88 | 75.00 | ug/L | 72% | | 51-120 |
| Pyrene | 63.61 | 75.00 | ug/L | 85% | | 68-123 |
| Chrysene | 63.50 | 75.00 | ug/L | 85% | | 66-120 |
| Benzo(b)fluoranthene | 68.14 | 75.00 | ug/L | 91% | | 67-120 |
| **Surrogates** | | | | | | |
| 2-Fluorophenol | 16.32 | 40.00 | ug/L | 41% | | 15-120 |
| Phenol-d6 | 9.936 | 40.00 | ug/L | 25% | | 15-120 |
| 2,4,6-Tribromophenol | 33.37 | 40.00 | ug/L | 83% | | 15-140 |
| Nitrobenzene-d5 | 35.10 | 40.00 | ug/L | 88% | | 15-123 |
| 2-Fluorobiphenyl | 32.74 | 40.00 | ug/L | 82% | | 15-120 |
| Terphenyl-d14 | 33.98 | 40.00 | ug/L | 85% | | 15-120 |

ENTHALPY ANALYTICAL

# Batch QC

| | | | | | |
|---|---|---|---|---|---|
| **Type:** | **Lab Control Sample Duplicate** | **Lab ID:** | **QC1327148** | **Batch:** | **391447** |
| **Matrix:** | **Water** | **Method:** | **EPA 8270C** | **Prep Method:** | **EPA 3510C** |

| QC1327148 Analyte | Result | Spiked | Units | Recovery | Qual | Limits | RPD | RPD Lim |
|---|---|---|---|---|---|---|---|---|
| Phenol | 22.00 | 75.00 | ug/L | 29% | | 14-120 | 8 | 52 |
| 2-Chlorophenol | 59.73 | 75.00 | ug/L | 80% | | 46-120 | 5 | 52 |
| 1,4-Dichlorobenzene | 66.86 | 75.00 | ug/L | 89% | | 42-120 | 4 | 53 |
| 3-,4-Methylphenol | 47.98 | 75.00 | ug/L | 64% | | 40-120 | 5 | 51 |
| N-Nitroso-di-n-propylamine | 71.70 | 75.00 | ug/L | 96% | | 54-121 | 5 | 52 |
| 2,4-Dimethylphenol | 63.30 | 75.00 | ug/L | 84% | | 48-120 | 6 | 52 |
| 1,2,4-Trichlorobenzene | 68.19 | 75.00 | ug/L | 91% | | 45-120 | 5 | 54 |
| 4-Chloro-3-methylphenol | 68.55 | 75.00 | ug/L | 91% | | 60-121 | 6 | 47 |
| 2,4,5-Trichlorophenol | 69.93 | 75.00 | ug/L | 93% | | 62-124 | 4 | 46 |
| Acenaphthene | 62.58 | 75.00 | ug/L | 83% | | 56-120 | 2 | 46 |
| 4-Nitrophenol | 21.79 | 75.00 | ug/L | 29% | | 17-120 | 8 | 44 |
| 2,4-Dinitrotoluene | 74.39 | 75.00 | ug/L | 99% | | 69-127 | 6 | 40 |
| Pentachlorophenol | 56.45 | 75.00 | ug/L | 75% | | 51-120 | 5 | 42 |
| Pyrene | 67.92 | 75.00 | ug/L | 91% | | 68-123 | 7 | 39 |
| Chrysene | 66.51 | 75.00 | ug/L | 89% | | 66-120 | 5 | 38 |
| Benzo(b)fluoranthene | 71.49 | 75.00 | ug/L | 95% | | 67-120 | 5 | 39 |
| **Surrogates** | | | | | | | | |
| 2-Fluorophenol | 17.25 | 40.00 | ug/L | 43% | | 15-120 | | |
| Phenol-d6 | 10.67 | 40.00 | ug/L | 27% | | 15-120 | | |
| 2,4,6-Tribromophenol | 34.78 | 40.00 | ug/L | 87% | | 15-140 | | |
| Nitrobenzene-d5 | 36.50 | 40.00 | ug/L | 91% | | 15-123 | | |
| 2-Fluorobiphenyl | 33.76 | 40.00 | ug/L | 84% | | 15-120 | | |
| Terphenyl-d14 | 36.21 | 40.00 | ug/L | 91% | | 15-120 | | |

ENTHALPY ANALYTICAL

# Batch QC

| Type: Blank | Lab ID: QC1327621 | Batch: 391575 |
|---|---|---|
| Matrix: Water | | |

| QC1327621 Analyte | Result | Qual | Units | RL | MDL | Prepared | Analyzed |
|---|---|---|---|---|---|---|---|
| Method: EPA 8081A<br>Prep Method: EPA 3510C | | | | | | | |
| alpha-BHC | ND | | ug/L | 0.05 | 0.01 | 01/04/26 | 01/04/26 |
| beta-BHC | ND | | ug/L | 0.05 | 0.01 | 01/04/26 | 01/04/26 |
| gamma-BHC | ND | | ug/L | 0.05 | 0.009 | 01/04/26 | 01/04/26 |
| delta-BHC | ND | | ug/L | 0.05 | 0.01 | 01/04/26 | 01/04/26 |
| Heptachlor | ND | | ug/L | 0.05 | 0.01 | 01/04/26 | 01/04/26 |
| Aldrin | ND | | ug/L | 0.05 | 0.01 | 01/04/26 | 01/04/26 |
| Heptachlor epoxide | ND | | ug/L | 0.05 | 0.01 | 01/04/26 | 01/04/26 |
| Endosulfan I | ND | | ug/L | 0.05 | 0.01 | 01/04/26 | 01/04/26 |
| Dieldrin | ND | | ug/L | 0.1 | 0.01 | 01/04/26 | 01/04/26 |
| 4,4'-DDE | ND | | ug/L | 0.1 | 0.01 | 01/04/26 | 01/04/26 |
| Endrin | ND | | ug/L | 0.1 | 0.01 | 01/04/26 | 01/04/26 |
| Endosulfan II | ND | | ug/L | 0.1 | 0.02 | 01/04/26 | 01/04/26 |
| Endosulfan sulfate | ND | | ug/L | 0.1 | 0.01 | 01/04/26 | 01/04/26 |
| 4,4'-DDD | ND | | ug/L | 0.1 | 0.01 | 01/04/26 | 01/04/26 |
| Endrin aldehyde | ND | | ug/L | 0.1 | 0.02 | 01/04/26 | 01/04/26 |
| Endrin ketone | ND | | ug/L | 0.1 | 0.02 | 01/04/26 | 01/04/26 |
| 4,4'-DDT | ND | | ug/L | 0.1 | 0.04 | 01/04/26 | 01/04/26 |
| Methoxychlor | ND | | ug/L | 0.1 | 0.03 | 01/04/26 | 01/04/26 |
| Toxaphene | ND | | ug/L | 2.0 | 0.4 | 01/04/26 | 01/04/26 |
| Chlordane (Technical) | ND | | ug/L | 1.0 | 0.2 | 01/04/26 | 01/04/26 |
| **Surrogates** | | | | **Limits** | | | |
| TCMX | 67% | | %REC | 29-120 | | 01/04/26 | 01/04/26 |
| Decachlorobiphenyl | 99% | | %REC | 33-132 | | 01/04/26 | 01/04/26 |
| Method: EPA 8082<br>Prep Method: EPA 3510C | | | | | | | |
| Aroclor-1016 | ND | | ug/L | 0.50 | 0.30 | 01/04/26 | 01/04/26 |
| Aroclor-1221 | ND | | ug/L | 0.50 | 0.47 | 01/04/26 | 01/04/26 |
| Aroclor-1232 | ND | | ug/L | 0.50 | 0.27 | 01/04/26 | 01/04/26 |
| Aroclor-1242 | ND | | ug/L | 0.50 | 0.29 | 01/04/26 | 01/04/26 |
| Aroclor-1248 | ND | | ug/L | 0.50 | 0.24 | 01/04/26 | 01/04/26 |
| Aroclor-1254 | ND | | ug/L | 0.50 | 0.27 | 01/04/26 | 01/04/26 |
| Aroclor-1260 | ND | | ug/L | 0.50 | 0.33 | 01/04/26 | 01/04/26 |
| Aroclor-1262 | ND | | ug/L | 0.50 | 0.29 | 01/04/26 | 01/04/26 |
| Aroclor-1268 | ND | | ug/L | 0.50 | 0.26 | 01/04/26 | 01/04/26 |
| **Surrogates** | | | | **Limits** | | | |
| Decachlorobiphenyl (PCB) | 86% | | %REC | 28-138 | | 01/04/26 | 01/04/26 |

ENTHALPY ANALYTICAL

# Batch QC

| | | | | | |
|---|---|---|---|---|---|
| **Type:** | **Lab Control Sample** | **Lab ID:** | **QC1327622** | **Batch:** | **391575** |
| **Matrix:** | **Water** | **Method:** | **EPA 8081A** | **Prep Method:** | **EPA 3510C** |

| QC1327622 Analyte | Result | Spiked | Units | Recovery | Qual | Limits |
|---|---|---|---|---|---|---|
| alpha-BHC | 0.4389 | 0.5000 | ug/L | 88% | | 66-121 |
| beta-BHC | 0.4595 | 0.5000 | ug/L | 92% | | 73-120 |
| gamma-BHC | 0.4806 | 0.5000 | ug/L | 96% | | 68-125 |
| delta-BHC | 0.4478 | 0.5000 | ug/L | 90% | | 68-131 |
| Heptachlor | 0.4172 | 0.5000 | ug/L | 83% | | 63-120 |
| Aldrin | 0.4172 | 0.5000 | ug/L | 83% | | 56-120 |
| Heptachlor epoxide | 0.3979 | 0.5000 | ug/L | 80% | | 65-120 |
| Endosulfan I | 0.4450 | 0.5000 | ug/L | 89% | | 68-124 |
| Dieldrin | 0.4132 | 0.5000 | ug/L | 83% | | 66-124 |
| 4,4'-DDE | 0.4235 | 0.5000 | ug/L | 85% | | 67-131 |
| Endrin | 0.4194 | 0.5000 | ug/L | 84% | | 68-135 |
| Endosulfan II | 0.4472 | 0.5000 | ug/L | 89% | | 71-130 |
| Endosulfan sulfate | 0.3806 | 0.5000 | ug/L | 76% | # | 68-128 |
| 4,4'-DDD | 0.4021 | 0.5000 | ug/L | 80% | | 65-130 |
| Endrin aldehyde | 0.3974 | 0.5000 | ug/L | 79% | | 67-124 |
| Endrin ketone | 0.4039 | 0.5000 | ug/L | 81% | # | 69-137 |
| 4,4'-DDT | 0.4195 | 0.5000 | ug/L | 84% | | 65-136 |
| Methoxychlor | 0.4186 | 0.5000 | ug/L | 84% | # | 69-150 |
| **Surrogates** | | | | | | |
| TCMX | 0.3633 | 0.5000 | ug/L | 73% | | 29-120 |
| Decachlorobiphenyl | 0.4944 | 0.5000 | ug/L | 99% | | 33-132 |

ENTHALPY ANALYTICAL

# Batch QC

| Type: | Lab Control Sample Duplicate | Lab ID: | QC1327623 | Batch: | 391575 |
|---|---|---|---|---|---|
| Matrix: | Water | Method: | EPA 8081A | Prep Method: | EPA 3510C |

| QC1327623 Analyte | Result | Spiked | Units | Recovery | Qual | Limits | RPD | RPD Lim |
|---|---|---|---|---|---|---|---|---|
| alpha-BHC | 0.4372 | 0.5000 | ug/L | 87% | | 66-121 | 0 | 20 |
| beta-BHC | 0.4553 | 0.5000 | ug/L | 91% | | 73-120 | 1 | 20 |
| gamma-BHC | 0.4773 | 0.5000 | ug/L | 95% | | 68-125 | 1 | 20 |
| delta-BHC | 0.4459 | 0.5000 | ug/L | 89% | | 68-131 | 0 | 20 |
| Heptachlor | 0.4135 | 0.5000 | ug/L | 83% | | 63-120 | 1 | 24 |
| Aldrin | 0.4176 | 0.5000 | ug/L | 84% | | 56-120 | 0 | 30 |
| Heptachlor epoxide | 0.3991 | 0.5000 | ug/L | 80% | | 65-120 | 0 | 20 |
| Endosulfan I | 0.4479 | 0.5000 | ug/L | 90% | | 68-124 | 1 | 20 |
| Dieldrin | 0.4196 | 0.5000 | ug/L | 84% | | 66-124 | 2 | 22 |
| 4,4'-DDE | 0.4255 | 0.5000 | ug/L | 85% | | 67-131 | 0 | 21 |
| Endrin | 0.4201 | 0.5000 | ug/L | 84% | | 68-135 | 0 | 20 |
| Endosulfan II | 0.4471 | 0.5000 | ug/L | 89% | | 71-130 | 0 | 21 |
| Endosulfan sulfate | 0.3742 | 0.5000 | ug/L | 75% | # | 68-128 | 2 | 21 |
| 4,4'-DDD | 0.4029 | 0.5000 | ug/L | 81% | | 65-130 | 0 | 22 |
| Endrin aldehyde | 0.3938 | 0.5000 | ug/L | 79% | | 67-124 | 1 | 20 |
| Endrin ketone | 0.3942 | 0.5000 | ug/L | 79% | # | 69-137 | 2 | 21 |
| 4,4'-DDT | 0.4257 | 0.5000 | ug/L | 85% | | 65-136 | 1 | 23 |
| Methoxychlor | 0.4165 | 0.5000 | ug/L | 83% | # | 69-150 | 0 | 23 |
| **Surrogates** | | | | | | | | |
| TCMX | 0.3731 | 0.5000 | ug/L | 75% | | 29-120 | | |
| Decachlorobiphenyl | 0.4983 | 0.5000 | ug/L | 100% | | 33-132 | | |

| Type: | Lab Control Sample | Lab ID: | QC1327624 | Batch: | 391575 |
|---|---|---|---|---|---|
| Matrix: | Water | Method: | EPA 8082 | Prep Method: | EPA 3510C |

| QC1327624 Analyte | Result | Spiked | Units | Recovery | Qual | Limits |
|---|---|---|---|---|---|---|
| Aroclor-1016 | 4.471 | 5.000 | ug/L | 89% | | 69-120 |
| Aroclor-1260 | 4.242 | 5.000 | ug/L | 85% | | 72-124 |
| **Surrogates** | | | | | | |
| Decachlorobiphenyl (PCB) | 0.4146 | 0.5000 | ug/L | 83% | | 28-138 |

| Type: | Lab Control Sample Duplicate | Lab ID: | QC1327625 | Batch: | 391575 |
|---|---|---|---|---|---|
| Matrix: | Water | Method: | EPA 8082 | Prep Method: | EPA 3510C |

| QC1327625 Analyte | Result | Spiked | Units | Recovery | Qual | Limits | RPD | RPD Lim |
|---|---|---|---|---|---|---|---|---|
| Aroclor-1016 | 4.630 | 5.000 | ug/L | 93% | | 69-120 | 3 | 22 |
| Aroclor-1260 | 4.380 | 5.000 | ug/L | 88% | | 72-124 | 3 | 25 |
| **Surrogates** | | | | | | | | |
| Decachlorobiphenyl (PCB) | 0.4080 | 0.5000 | ug/L | 82% | | 28-138 | | |

ENTHALPY ANALYTICAL

# Batch QC

| | | | | | |
|---|---|---|---|---|---|
| **Type:** | **Lab Control Sample** | **Lab ID:** | **QC1327212** | **Batch:** | **391466** |
| **Matrix:** | **Water** | **Method:** | **EPA 8260B** | **Prep Method:** | **EPA 5030B** |

| QC1327212 Analyte | Result | Spiked | Units | Recovery | Qual | Limits |
|---|---|---|---|---|---|---|
| 1,1-Dichloroethene | 50.04 | 50.00 | ug/L | 100% | | 69-128 |
| MTBE | 47.00 | 50.00 | ug/L | 94% | | 66-125 |
| Benzene | 45.15 | 50.00 | ug/L | 90% | | 76-121 |
| Trichloroethene | 46.94 | 50.00 | ug/L | 94% | | 76-124 |
| Toluene | 44.74 | 50.00 | ug/L | 89% | | 76-120 |
| Chlorobenzene | 47.31 | 50.00 | ug/L | 95% | | 78-120 |
| **Surrogates** | | | | | | |
| Dibromofluoromethane | 52.21 | 50.00 | ug/L | 104% | | 70-130 |
| 1,2-Dichloroethane-d4 | 52.99 | 50.00 | ug/L | 106% | | 70-130 |
| Toluene-d8 | 51.04 | 50.00 | ug/L | 102% | | 70-130 |
| Bromofluorobenzene | 46.37 | 50.00 | ug/L | 93% | | 70-130 |

ENTHALPY ANALYTICAL

# Batch QC

| | | | | | |
|---|---|---|---|---|---|
| **Type:** | **Blank** | **Lab ID:** | **QC1327216** | **Batch:** | **391466** |
| **Matrix:** | **Water** | **Method:** | **EPA 8260B** | **Prep Method:** | **EPA 5030B** |

| QC1327216 Analyte | Result | Qual | Units | RL | MDL | Prepared | Analyzed |
|---|---|---|---|---|---|---|---|
| Carbon Disulfide | ND | | ug/L | 5.0 | 0.1 | 01/02/26 | 01/02/26 |
| Chloroprene | ND | | ug/L | 200 | 2.7 | 01/02/26 | 01/02/26 |
| 3-Chloropropene | ND | | ug/L | 5.0 | 0.2 | 01/02/26 | 01/02/26 |
| Ethyl methacrylate | ND | | ug/L | 50 | 3.9 | 01/02/26 | 01/02/26 |
| Ethanol | ND | | ug/L | 500 | 160 | 01/02/26 | 01/02/26 |
| 2-Hexanone | ND | | ug/L | 5.0 | 1.3 | 01/02/26 | 01/02/26 |
| Isopropanol (IPA) | ND | | ug/L | 200 | 96 | 01/02/26 | 01/02/26 |
| Methyl acrylonitrile | ND | | ug/L | 35 | 4.2 | 01/02/26 | 01/02/26 |
| Vinyl Acetate | ND | | ug/L | 50 | 3.2 | 01/02/26 | 01/02/26 |
| Acrolein | ND | | ug/L | 200 | 2.6 | 01/02/26 | 01/02/26 |
| Acrylonitrile | ND | | ug/L | 10 | 0.7 | 01/02/26 | 01/02/26 |
| Freon 12 | ND | | ug/L | 5.0 | 0.2 | 01/02/26 | 01/02/26 |
| Chloromethane | ND | | ug/L | 5.0 | 0.09 | 01/02/26 | 01/02/26 |
| Vinyl Chloride | ND | | ug/L | 5.0 | 0.1 | 01/02/26 | 01/02/26 |
| Bromomethane | ND | | ug/L | 5.0 | 0.1 | 01/02/26 | 01/02/26 |
| Chloroethane | ND | | ug/L | 5.0 | 0.1 | 01/02/26 | 01/02/26 |
| Trichlorofluoromethane | ND | | ug/L | 5.0 | 0.1 | 01/02/26 | 01/02/26 |
| Iodomethane | ND | | ug/L | 5.0 | | 01/02/26 | 01/02/26 |
| Acetone | ND | | ug/L | 100 | 14 | 01/02/26 | 01/02/26 |
| Freon 113 | ND | | ug/L | 5.0 | 0.1 | 01/02/26 | 01/02/26 |
| 1,1-Dichloroethene | ND | | ug/L | 5.0 | 0.1 | 01/02/26 | 01/02/26 |
| Methylene Chloride | ND | | ug/L | 10 | 0.2 | 01/02/26 | 01/02/26 |
| MTBE | ND | | ug/L | 5.0 | 0.1 | 01/02/26 | 01/02/26 |
| trans-1,2-Dichloroethene | ND | | ug/L | 5.0 | 0.1 | 01/02/26 | 01/02/26 |
| 1,1-Dichloroethane | ND | | ug/L | 5.0 | 0.09 | 01/02/26 | 01/02/26 |
| 2-Butanone | ND | | ug/L | 10 | 1.3 | 01/02/26 | 01/02/26 |
| cis-1,2-Dichloroethene | ND | | ug/L | 5.0 | 0.1 | 01/02/26 | 01/02/26 |
| 2,2-Dichloropropane | ND | | ug/L | 5.0 | 0.2 | 01/02/26 | 01/02/26 |
| Chloroform | ND | | ug/L | 5.0 | 0.08 | 01/02/26 | 01/02/26 |
| Bromochloromethane | ND | | ug/L | 5.0 | 0.1 | 01/02/26 | 01/02/26 |
| 1,1,1-Trichloroethane | ND | | ug/L | 5.0 | 0.1 | 01/02/26 | 01/02/26 |
| 1,1-Dichloropropene | ND | | ug/L | 5.0 | 0.1 | 01/02/26 | 01/02/26 |
| Carbon Tetrachloride | ND | | ug/L | 5.0 | 0.1 | 01/02/26 | 01/02/26 |
| 1,2-Dichloroethane | ND | | ug/L | 5.0 | 0.2 | 01/02/26 | 01/02/26 |
| Benzene | ND | | ug/L | 1.0 | 0.1 | 01/02/26 | 01/02/26 |
| Trichloroethene | ND | | ug/L | 5.0 | 0.1 | 01/02/26 | 01/02/26 |
| 1,2-Dichloropropane | ND | | ug/L | 5.0 | 0.09 | 01/02/26 | 01/02/26 |
| Bromodichloromethane | ND | | ug/L | 5.0 | 0.07 | 01/02/26 | 01/02/26 |
| Dibromomethane | ND | | ug/L | 5.0 | 0.1 | 01/02/26 | 01/02/26 |
| 4-Methyl-2-Pentanone | ND | | ug/L | 5.0 | 1.0 | 01/02/26 | 01/02/26 |
| cis-1,3-Dichloropropene | ND | | ug/L | 5.0 | 0.1 | 01/02/26 | 01/02/26 |
| Toluene | 0.1 | J | ug/L | 5.0 | 0.1 | 01/02/26 | 01/02/26 |
| trans-1,3-Dichloropropene | ND | | ug/L | 5.0 | 0.09 | 01/02/26 | 01/02/26 |
| 1,1,2-Trichloroethane | ND | | ug/L | 5.0 | 0.1 | 01/02/26 | 01/02/26 |
| 1,3-Dichloropropane | ND | | ug/L | 5.0 | 0.07 | 01/02/26 | 01/02/26 |
| Tetrachloroethene | ND | | ug/L | 5.0 | 0.2 | 01/02/26 | 01/02/26 |
| Dibromochloromethane | ND | | ug/L | 5.0 | 0.1 | 01/02/26 | 01/02/26 |

ENTHALPY ANALYTICAL

## Batch QC

| QC1327216 Analyte | Result | Qual | Units | RL | MDL | Prepared | Analyzed |
|---|---|---|---|---|---|---|---|
| 1,2-Dibromoethane | ND | | ug/L | 5.0 | 0.1 | 01/02/26 | 01/02/26 |
| Chlorobenzene | ND | | ug/L | 5.0 | 0.1 | 01/02/26 | 01/02/26 |
| 1,1,1,2-Tetrachloroethane | ND | | ug/L | 5.0 | 0.07 | 01/02/26 | 01/02/26 |
| Ethylbenzene | ND | | ug/L | 5.0 | 0.1 | 01/02/26 | 01/02/26 |
| m,p-Xylenes | ND | | ug/L | 5.0 | 0.2 | 01/02/26 | 01/02/26 |
| o-Xylene | ND | | ug/L | 5.0 | 0.1 | 01/02/26 | 01/02/26 |
| Styrene | ND | | ug/L | 5.0 | 0.1 | 01/02/26 | 01/02/26 |
| Bromoform | ND | | ug/L | 5.0 | 0.06 | 01/02/26 | 01/02/26 |
| Isopropylbenzene | ND | | ug/L | 5.0 | 0.1 | 01/02/26 | 01/02/26 |
| 1,1,2,2-Tetrachloroethane | ND | | ug/L | 5.0 | 0.1 | 01/02/26 | 01/02/26 |
| 1,2,3-Trichloropropane | ND | | ug/L | 5.0 | 0.3 | 01/02/26 | 01/02/26 |
| Propylbenzene | ND | | ug/L | 5.0 | 0.1 | 01/02/26 | 01/02/26 |
| Bromobenzene | ND | | ug/L | 5.0 | 0.1 | 01/02/26 | 01/02/26 |
| 1,3,5-Trimethylbenzene | ND | | ug/L | 5.0 | 0.1 | 01/02/26 | 01/02/26 |
| 2-Chlorotoluene | ND | | ug/L | 5.0 | 0.1 | 01/02/26 | 01/02/26 |
| 4-Chlorotoluene | ND | | ug/L | 5.0 | 0.2 | 01/02/26 | 01/02/26 |
| tert-Butylbenzene | ND | | ug/L | 5.0 | 0.1 | 01/02/26 | 01/02/26 |
| 1,2,4-Trimethylbenzene | ND | | ug/L | 5.0 | 0.1 | 01/02/26 | 01/02/26 |
| sec-Butylbenzene | ND | | ug/L | 5.0 | 0.2 | 01/02/26 | 01/02/26 |
| para-Isopropyl Toluene | ND | | ug/L | 5.0 | 0.2 | 01/02/26 | 01/02/26 |
| 1,3-Dichlorobenzene | ND | | ug/L | 5.0 | 0.1 | 01/02/26 | 01/02/26 |
| 1,4-Dichlorobenzene | ND | | ug/L | 5.0 | 0.2 | 01/02/26 | 01/02/26 |
| n-Butylbenzene | ND | | ug/L | 5.0 | 0.1 | 01/02/26 | 01/02/26 |
| 1,2-Dichlorobenzene | ND | | ug/L | 5.0 | 0.1 | 01/02/26 | 01/02/26 |
| 1,2-Dibromo-3-Chloropropane | ND | | ug/L | 5.0 | 0.6 | 01/02/26 | 01/02/26 |
| 1,2,4-Trichlorobenzene | ND | | ug/L | 5.0 | 0.3 | 01/02/26 | 01/02/26 |
| Hexachlorobutadiene | ND | | ug/L | 5.0 | 0.3 | 01/02/26 | 01/02/26 |
| 1,2,3-Trichlorobenzene | ND | | ug/L | 5.0 | 0.3 | 01/02/26 | 01/02/26 |
| cis-1,4-Dichloro-2-butene | ND | | ug/L | 5.0 | 0.3 | 01/02/26 | 01/02/26 |
| trans-1,4-Dichloro-2-butene | ND | | ug/L | 5.0 | 0.3 | 01/02/26 | 01/02/26 |
| Xylene (total) | ND | | ug/L | 5.0 | | 01/02/26 | 01/02/26 |
| **Surrogates** | | | | **Limits** | | | |
| Dibromofluoromethane | 101% | | %REC | 70-130 | | 01/02/26 | 01/02/26 |
| 1,2-Dichloroethane-d4 | 102% | | %REC | 70-130 | | 01/02/26 | 01/02/26 |
| Toluene-d8 | 100% | | %REC | 70-130 | | 01/02/26 | 01/02/26 |
| Bromofluorobenzene | 93% | | %REC | 70-130 | | 01/02/26 | 01/02/26 |

ENTHALPY ANALYTICAL

# Batch QC

| Type: | Matrix Spike | Lab ID: | QC1327308 | Batch: | 391466 |
|---|---|---|---|---|---|
| Matrix (Source ID): | Water (549974-001) | Method: | EPA 8260B | Prep Method: | EPA 5030B |

| QC1327308 Analyte | Result | Source Sample Result | Spiked | Units | Recovery | Qual | Limits | DF |
|---|---|---|---|---|---|---|---|---|
| 1,1-Dichloroethene | 22.87 | 0.1531 | 20.00 | ug/L | 114% | | 62-131 | 1 |
| MTBE | 22.58 | ND | 20.00 | ug/L | 113% | | 61-124 | 1 |
| Benzene | 20.88 | ND | 20.00 | ug/L | 104% | | 70-123 | 1 |
| Trichloroethene | 21.73 | 0.2799 | 20.00 | ug/L | 107% | | 65-131 | 1 |
| Toluene | 20.13 | ND | 20.00 | ug/L | 101% | | 69-120 | 1 |
| Chlorobenzene | 21.65 | ND | 20.00 | ug/L | 108% | | 72-121 | 1 |
| **Surrogates** | | | | | | | | |
| Dibromofluoromethane | 52.16 | | 50.00 | ug/L | 104% | | 70-130 | 1 |
| 1,2-Dichloroethane-d4 | 52.38 | | 50.00 | ug/L | 105% | | 70-130 | 1 |
| Toluene-d8 | 50.05 | | 50.00 | ug/L | 100% | | 70-130 | 1 |
| Bromofluorobenzene | 46.34 | | 50.00 | ug/L | 93% | | 70-130 | 1 |

| Type: | Matrix Spike Duplicate | Lab ID: | QC1327309 | Batch: | 391466 |
|---|---|---|---|---|---|
| Matrix (Source ID): | Water (549974-001) | Method: | EPA 8260B | Prep Method: | EPA 5030B |

| QC1327309 Analyte | Result | Source Sample Result | Spiked | Units | Recovery | Qual | Limits | RPD | RPD Lim | DF |
|---|---|---|---|---|---|---|---|---|---|---|
| 1,1-Dichloroethene | 21.40 | 0.1531 | 20.00 | ug/L | 106% | | 62-131 | 7 | 31 | 1 |
| MTBE | 21.38 | ND | 20.00 | ug/L | 107% | | 61-124 | 5 | 30 | 1 |
| Benzene | 19.45 | ND | 20.00 | ug/L | 97% | | 70-123 | 7 | 31 | 1 |
| Trichloroethene | 19.67 | 0.2799 | 20.00 | ug/L | 97% | | 65-131 | 10 | 31 | 1 |
| Toluene | 18.46 | ND | 20.00 | ug/L | 92% | | 69-120 | 9 | 29 | 1 |
| Chlorobenzene | 20.37 | ND | 20.00 | ug/L | 102% | | 72-121 | 6 | 29 | 1 |
| **Surrogates** | | | | | | | | | | |
| Dibromofluoromethane | 53.54 | | 50.00 | ug/L | 107% | | 70-130 | | | 1 |
| 1,2-Dichloroethane-d4 | 53.14 | | 50.00 | ug/L | 106% | | 70-130 | | | 1 |
| Toluene-d8 | 49.45 | | 50.00 | ug/L | 99% | | 70-130 | | | 1 |
| Bromofluorobenzene | 45.42 | | 50.00 | ug/L | 91% | | 70-130 | | | 1 |

| Type: | Blank | Lab ID: | QC1327197 | Batch: | 391462 |
|---|---|---|---|---|---|
| Matrix: | Water | Method: | EPA 8270C-SIM | Prep Method: | EPA 3535 |

| QC1327197 Analyte | Result | Qual | Units | RL | MDL | Prepared | Analyzed |
|---|---|---|---|---|---|---|---|
| 1,4-Dioxane | ND | | ug/L | 1.0 | 0.87 | 01/02/26 | 01/08/26 |
| **Surrogates** | | | | **Limits** | | | |
| 1,4-Dioxane-d8 (SUR) | 91% | | %REC | 80-120 | | 01/02/26 | 01/08/26 |

ENTHALPY ANALYTICAL

# Batch QC

| | | | | | |
|---|---|---|---|---|---|
| **Type:** | **Lab Control Sample** | **Lab ID:** | **QC1327198** | **Batch:** | **391462** |
| **Matrix:** | **Water** | **Method:** | **EPA 8270C-SIM** | **Prep Method:** | **EPA 3535** |

| QC1327198 Analyte | Result | Spiked | Units | Recovery | Qual | Limits |
|---|---|---|---|---|---|---|
| 1,4-Dioxane | 11.52 | 10.00 | ug/L | 115% | | 79-120 |
| **Surrogates** | | | | | | |
| 1,4-Dioxane-d8 (SUR) | 9.848 | 10.00 | ug/L | 98% | | 80-120 |

| | | | | | |
|---|---|---|---|---|---|
| **Type:** | **Lab Control Sample Duplicate** | **Lab ID:** | **QC1327199** | **Batch:** | **391462** |
| **Matrix:** | **Water** | **Method:** | **EPA 8270C-SIM** | **Prep Method:** | **EPA 3535** |

| QC1327199 Analyte | Result | Spiked | Units | Recovery | Qual | Limits | RPD | RPD Lim |
|---|---|---|---|---|---|---|---|---|
| 1,4-Dioxane | 10.34 | 10.00 | ug/L | 103% | | 79-120 | 11 | 20 |
| **Surrogates** | | | | | | | | |
| 1,4-Dioxane-d8 (SUR) | 9.817 | 10.00 | ug/L | 98% | | 80-120 | | |

| | | | | | |
|---|---|---|---|---|---|
| **Type:** | **Blank** | **Lab ID:** | **QC1331056** | **Batch:** | **392611** |
| **Matrix:** | **Water** | **Method:** | **EPA 8270C-SIM** | **Prep Method:** | **EPA 3535** |

| QC1331056 Analyte | Result | Qual | Units | RL | MDL | Prepared | Analyzed |
|---|---|---|---|---|---|---|---|
| 1,4-Dioxane | ND | | ug/L | 1.0 | 0.84 | 01/15/26 | 01/15/26 |
| **Surrogates** | | | | **Limits** | | | |
| 1,4-Dioxane-d8 (SUR) | 100% | | %REC | 80-120 | | 01/15/26 | 01/15/26 |

| | | | | | |
|---|---|---|---|---|---|
| **Type:** | **Lab Control Sample** | **Lab ID:** | **QC1331057** | **Batch:** | **392611** |
| **Matrix:** | **Water** | **Method:** | **EPA 8270C-SIM** | **Prep Method:** | **EPA 3535** |

| QC1331057 Analyte | Result | Spiked | Units | Recovery | Qual | Limits |
|---|---|---|---|---|---|---|
| 1,4-Dioxane | 11.47 | 10.00 | ug/L | 115% | | 79-120 |
| **Surrogates** | | | | | | |
| 1,4-Dioxane-d8 (SUR) | 10.09 | 10.00 | ug/L | 101% | | 80-120 |

| | | | | | |
|---|---|---|---|---|---|
| **Type:** | **Lab Control Sample Duplicate** | **Lab ID:** | **QC1331058** | **Batch:** | **392611** |
| **Matrix:** | **Water** | **Method:** | **EPA 8270C-SIM** | **Prep Method:** | **EPA 3535** |

| QC1331058 Analyte | Result | Spiked | Units | Recovery | Qual | Limits | RPD | RPD Lim |
|---|---|---|---|---|---|---|---|---|
| 1,4-Dioxane | 11.53 | 10.00 | ug/L | 115% | | 79-120 | 1 | 20 |
| **Surrogates** | | | | | | | | |
| 1,4-Dioxane-d8 (SUR) | 10.03 | 10.00 | ug/L | 100% | | 80-120 | | |

| | | | | | |
|---|---|---|---|---|---|
| **Type:** | **Blank** | **Lab ID:** | **QC1327325** | **Batch:** | **391494** |
| **Matrix:** | **Water** | **Method:** | **SM 4500-CN-E** | **Prep Method:** | **METHOD** |

| QC1327325 Analyte | Result | Qual | Units | RL | MDL | Prepared | Analyzed |
|---|---|---|---|---|---|---|---|
| Cyanide | ND | | mg/L | 0.0050 | 0.0017 | 01/02/26 | 01/05/26 |

ENTHALPY ANALYTICAL

# Batch QC

**Type:** Lab Control Sample **Lab ID:** QC1327326 **Batch:** 391494
**Matrix:** Water **Method:** SM 4500-CN-E **Prep Method:** METHOD

| QC1327326 Analyte | Result | Spiked | Units | Recovery | Qual | Limits |
|---|---|---|---|---|---|---|
| Cyanide | 0.1017 | 0.1000 | mg/L | 102% | | 85-115 |

**Type:** Matrix Spike **Lab ID:** QC1327327 **Batch:** 391494
**Matrix (Source ID):** Water (549776-004) **Method:** SM 4500-CN-E **Prep Method:** METHOD

| QC1327327 Analyte | Result | Source Sample Result | Spiked | Units | Recovery | Qual | Limits | DF |
|---|---|---|---|---|---|---|---|---|
| Cyanide | 0.1055 | ND | 0.1000 | mg/L | 105% | | 80-120 | 0.5 |

**Type:** Matrix Spike Duplicate **Lab ID:** QC1327328 **Batch:** 391494
**Matrix (Source ID):** Water (549776-004) **Method:** SM 4500-CN-E **Prep Method:** METHOD

| QC1327328 Analyte | Result | Source Sample Result | Spiked | Units | Recovery | Qual | Limits | RPD | RPD Lim | DF |
|---|---|---|---|---|---|---|---|---|---|---|
| Cyanide | 0.1050 | ND | 0.1000 | mg/L | 105% | | 80-120 | 0 | 20 | 0.5 |

**Type:** Blank **Lab ID:** QC1328065 **Batch:** 391739
**Matrix:** Water **Method:** SM 4500-P-B5-E

| QC1328065 Analyte | Result | Qual | Units | RL | MDL | Prepared | Analyzed |
|---|---|---|---|---|---|---|---|
| Phosphorus | ND | | mg/L | 0.020 | 0.014 | 01/06/26 | 01/07/26 |

**Type:** Lab Control Sample **Lab ID:** QC1328066 **Batch:** 391739
**Matrix:** Water **Method:** SM 4500-P-B5-E

| QC1328066 Analyte | Result | Spiked | Units | Recovery | Qual | Limits |
|---|---|---|---|---|---|---|
| Phosphorus | 0.4060 | 0.4000 | mg/L | 102% | | 80-120 |

**Type:** Matrix Spike **Lab ID:** QC1328067 **Batch:** 391739
**Matrix (Source ID):** Water (550217-001) **Method:** SM 4500-P-B5-E

| QC1328067 Analyte | Result | Source Sample Result | Spiked | Units | Recovery | Qual | Limits | DF |
|---|---|---|---|---|---|---|---|---|
| Phosphorus | 0.4970 | 0.1210 | 0.4000 | mg/L | 94% | | 75-125 | 1 |

**Type:** Matrix Spike Duplicate **Lab ID:** QC1328068 **Batch:** 391739
**Matrix (Source ID):** Water (550217-001) **Method:** SM 4500-P-B5-E

| QC1328068 Analyte | Result | Source Sample Result | Spiked | Units | Recovery | Qual | Limits | RPD | RPD Lim | DF |
|---|---|---|---|---|---|---|---|---|---|---|
| Phosphorus | 0.4990 | 0.1210 | 0.4000 | mg/L | 95% | | 75-125 | 0 | 20 | 1 |

ENTHALPY ANALYTICAL

# Batch QC

| | | | | | |
|---|---|---|---|---|---|
| **Type:** | **Blank** | **Lab ID:** | **QC1327441** | **Batch:** | **391530** |
| **Matrix:** | **Water** | **Method:** | **SM 4500-S2-D** | **Prep Method:** | **METHOD** |

| QC1327441 Analyte | Result | Qual | Units | RL | MDL | Prepared | Analyzed |
|---|---|---|---|---|---|---|---|
| Sulfide | ND | | mg/L | 0.10 | | 01/03/26 | 01/03/26 |

| | | | | | |
|---|---|---|---|---|---|
| **Type:** | **Lab Control Sample** | **Lab ID:** | **QC1327442** | **Batch:** | **391530** |
| **Matrix:** | **Water** | **Method:** | **SM 4500-S2-D** | **Prep Method:** | **METHOD** |

| QC1327442 Analyte | Result | Spiked | Units | Recovery | Qual | Limits |
|---|---|---|---|---|---|---|
| Sulfide | 0.9000 | 1.000 | mg/L | 90% | | 90-110 |

| | | | | | |
|---|---|---|---|---|---|
| **Type:** | **Matrix Spike** | **Lab ID:** | **QC1327445** | **Batch:** | **391530** |
| **Matrix (Source ID):** | **Drinking Water (549874-004)** | **Method:** | **SM 4500-S2-D** | **Prep Method:** | **METHOD** |

| QC1327445 Analyte | Result | Source Sample Result | Spiked | Units | Recovery | Qual | Limits | DF |
|---|---|---|---|---|---|---|---|---|
| Sulfide | 0.9000 | ND | 1.000 | mg/L | 90% | | 80-120 | 1 |

| | | | | | |
|---|---|---|---|---|---|
| **Type:** | **Matrix Spike Duplicate** | **Lab ID:** | **QC1327446** | **Batch:** | **391530** |
| **Matrix (Source ID):** | **Drinking Water (549874-004)** | **Method:** | **SM 4500-S2-D** | **Prep Method:** | **METHOD** |

| QC1327446 Analyte | Result | Source Sample Result | Spiked | Units | Recovery | Qual | Limits | RPD | RPD Lim | DF |
|---|---|---|---|---|---|---|---|---|---|---|
| Sulfide | 0.9000 | ND | 1.000 | mg/L | 90% | | 80-120 | 0 | 20 | 1 |

| | | | | | |
|---|---|---|---|---|---|
| **Type:** | **Blank** | **Lab ID:** | **QC1327416** | **Batch:** | **391521** |
| **Matrix:** | **Water** | **Method:** | **SM 5310B** | **Prep Method:** | **SM 5310B** |

| QC1327416 Analyte | Result | Qual | Units | RL | MDL | Prepared | Analyzed |
|---|---|---|---|---|---|---|---|
| Total Organic Carbon | ND | | mg/L | 1.0 | 0.49 | 01/03/26 | 01/03/26 |

| | | | | | |
|---|---|---|---|---|---|
| **Type:** | **Lab Control Sample** | **Lab ID:** | **QC1327417** | **Batch:** | **391521** |
| **Matrix:** | **Water** | **Method:** | **SM 5310B** | **Prep Method:** | **SM 5310B** |

| QC1327417 Analyte | Result | Spiked | Units | Recovery | Qual | Limits |
|---|---|---|---|---|---|---|
| Total Organic Carbon | 24.63 | 25.00 | mg/L | 99% | | 85-115 |

| | | | | | |
|---|---|---|---|---|---|
| **Type:** | **Matrix Spike** | **Lab ID:** | **QC1327418** | **Batch:** | **391521** |
| **Matrix (Source ID):** | **Water (550065-001)** | **Method:** | **SM 5310B** | **Prep Method:** | **SM 5310B** |

| QC1327418 Analyte | Result | Source Sample Result | Spiked | Units | Recovery | Qual | Limits | DF |
|---|---|---|---|---|---|---|---|---|
| Total Organic Carbon | 38.47 | 10.66 | 25.00 | mg/L | 111% | | 75-125 | 1 |

ENTHALPY ANALYTICAL

# Batch QC

| | | | | | |
|---|---|---|---|---|---|
| **Type:** | **Matrix Spike Duplicate** | **Lab ID:** | **QC1327419** | **Batch:** | **391521** |
| **Matrix (Source ID):** | **Water (550065-001)** | **Method:** | **SM 5310B** | **Prep Method:** | **SM 5310B** |

| QC1327419 Analyte | Result | Source Sample Result | Spiked | Units | Recovery | Qual | Limits | RPD | RPD Lim | DF |
|---|---|---|---|---|---|---|---|---|---|---|
| Total Organic Carbon | 37.55 | 10.66 | 25.00 | mg/L | 108% | | 75-125 | 2 | 25 | 1 |

| | | | | | |
|---|---|---|---|---|---|
| **Type:** | **Sample Duplicate** | **Lab ID:** | **QC1327319** | **Batch:** | **391491** |
| **Matrix (Source ID):** | **Water (550032-002)** | **Method:** | **SM2130B** | | |

| QC1327319 Analyte | Result | Source Sample Result | Units | Qual | RPD | RPD Lim | DF |
|---|---|---|---|---|---|---|---|
| Turbidity | 228.0 | 232.0 | NTU | | 2 | 20 | 1 |

| | | | | | |
|---|---|---|---|---|---|
| **Type:** | **Blank** | **Lab ID:** | **QC1328059** | **Batch:** | **391737** |
| **Matrix:** | **Water** | **Method:** | **SM2320B** | **Prep Method:** | **METHOD** |

| QC1328059 Analyte | Result | Qual | Units | RL | MDL | Prepared | Analyzed |
|---|---|---|---|---|---|---|---|
| Bicarbonate | ND | | mg/L | 2.4 | | 01/06/26 | 01/06/26 |
| Alkalinity, Total as CaCO3 | ND | | mg/L | 2.0 | | 01/06/26 | 01/06/26 |

| | | | | | |
|---|---|---|---|---|---|
| **Type:** | **Lab Control Sample** | **Lab ID:** | **QC1328060** | **Batch:** | **391737** |
| **Matrix:** | **Water** | **Method:** | **SM2320B** | **Prep Method:** | **METHOD** |

| QC1328060 Analyte | Result | Spiked | Units | Recovery | Qual | Limits |
|---|---|---|---|---|---|---|
| Alkalinity, Total as CaCO3 | 941.6 | 1000 | mg/L | 94% | | 90-110 |

| | | | | | |
|---|---|---|---|---|---|
| **Type:** | **Sample Duplicate** | **Lab ID:** | **QC1328061** | **Batch:** | **391737** |
| **Matrix (Source ID):** | **Water (550068-001)** | **Method:** | **SM2320B** | **Prep Method:** | **METHOD** |

| QC1328061 Analyte | Result | Source Sample Result | Units | Qual | RPD | RPD Lim | DF |
|---|---|---|---|---|---|---|---|
| Bicarbonate | 140.0 | 138.4 | mg/L | | 1 | 20 | 2.5 |
| Alkalinity, Total as CaCO3 | 114.8 | 113.4 | mg/L | | 1 | 20 | 2.5 |

| | | | | | |
|---|---|---|---|---|---|
| **Type:** | **Sample Duplicate** | **Lab ID:** | **QC1327608** | **Batch:** | **391572** |
| **Matrix (Source ID):** | **Water (550065-001)** | **Method:** | **SM2510B** | **Prep Method:** | **METHOD** |

| QC1327608 Analyte | Result | Source Sample Result | Units | Qual | RPD | RPD Lim | DF |
|---|---|---|---|---|---|---|---|
| Specific Conductance | 591.8 | 592.1 | umhos/cm | | 0 | 20 | 1 |

ENTHALPY ANALYTICAL

# Batch QC

| | | |
|---|---|---|
| **Type:** Blank | **Lab ID:** QC1327604 | **Batch:** 391571 |
| **Matrix:** Water | **Method:** SM2540C | **Prep Method:** METHOD |

| QC1327604 Analyte | Result | Qual | Units | RL | MDL | Prepared | Analyzed |
|---|---|---|---|---|---|---|---|
| Total Dissolved Solids | ND | | mg/L | 10 | | 01/04/26 | 01/05/26 |

| | | |
|---|---|---|
| **Type:** Lab Control Sample | **Lab ID:** QC1327605 | **Batch:** 391571 |
| **Matrix:** Water | **Method:** SM2540C | **Prep Method:** METHOD |

| QC1327605 Analyte | Result | Spiked | Units | Recovery | Qual | Limits |
|---|---|---|---|---|---|---|
| Total Dissolved Solids | 1,033 | 1000 | mg/L | 103% | | 90-110 |

| | | |
|---|---|---|
| **Type:** Sample Duplicate | **Lab ID:** QC1327606 | **Batch:** 391571 |
| **Matrix (Source ID):** Water (550007-001) | **Method:** SM2540C | **Prep Method:** METHOD |

| QC1327606 Analyte | Result | Source Sample Result | Units | Qual | RPD | RPD Lim | DF |
|---|---|---|---|---|---|---|---|
| Total Dissolved Solids | 334.0 | 358.0 | mg/L | | 7* | 5 | 2 |

| | | |
|---|---|---|
| **Type:** Sample Duplicate | **Lab ID:** QC1327607 | **Batch:** 391571 |
| **Matrix (Source ID):** Water (550065-001) | **Method:** SM2540C | **Prep Method:** METHOD |

| QC1327607 Analyte | Result | Source Sample Result | Units | Qual | RPD | RPD Lim | DF |
|---|---|---|---|---|---|---|---|
| Total Dissolved Solids | 382.0 | 390.0 | mg/L | | 2 | 5 | 2 |

| | | |
|---|---|---|
| **Type:** Blank | **Lab ID:** QC1327364 | **Batch:** 391504 |
| **Matrix:** Water | **Method:** SM2540D | **Prep Method:** METHOD |

| QC1327364 Analyte | Result | Qual | Units | RL | MDL | Prepared | Analyzed |
|---|---|---|---|---|---|---|---|
| Total Suspended Solids | ND | | mg/L | 0.5 | | 01/02/26 | 01/02/26 |

| | | |
|---|---|---|
| **Type:** Lab Control Sample | **Lab ID:** QC1327365 | **Batch:** 391504 |
| **Matrix:** Water | **Method:** SM2540D | **Prep Method:** METHOD |

| QC1327365 Analyte | Result | Spiked | Units | Recovery | Qual | Limits |
|---|---|---|---|---|---|---|
| Total Suspended Solids | 101.4 | 100.0 | mg/L | 101% | | 90-110 |

| | | |
|---|---|---|
| **Type:** Lab Control Sample Duplicate | **Lab ID:** QC1327366 | **Batch:** 391504 |
| **Matrix:** Water | **Method:** SM2540D | **Prep Method:** METHOD |

| QC1327366 Analyte | Result | Spiked | Units | Recovery | Qual | Limits | RPD | RPD Lim |
|---|---|---|---|---|---|---|---|---|
| Total Suspended Solids | 104.4 | 100.0 | mg/L | 104% | | 90-110 | 3 | 5 |

ENTHALPY ANALYTICAL

# Batch QC

| Type: | Sample Duplicate | Lab ID: | QC1327367 | Batch: | 391504 |
|---|---|---|---|---|---|
| Matrix (Source ID): | Water (550041-001) | Method: | SM2540D | Prep Method: | METHOD |

| QC1327367 Analyte | Result | Source Sample Result | Units | Qual | RPD | RPD Lim | DF |
|---|---|---|---|---|---|---|---|
| Total Suspended Solids | 157.5 | 171.4 | mg/L | | 8* | 5 | 1 |

| Type: | Sample Duplicate | Lab ID: | QC1327368 | Batch: | 391504 |
|---|---|---|---|---|---|
| Matrix (Source ID): | Water (550055-001) | Method: | SM2540D | Prep Method: | METHOD |

| QC1327368 Analyte | Result | Source Sample Result | Units | Qual | RPD | RPD Lim | DF |
|---|---|---|---|---|---|---|---|
| Total Suspended Solids | 680.0 | 570.0 | mg/L | | 18* | 5 | 1 |

| Type: | Blank | Lab ID: | QC1327168 | Batch: | 391455 |
|---|---|---|---|---|---|
| Matrix: | Water | Method: | SM5210B | Prep Method: | METHOD |

| QC1327168 Analyte | Result | Qual | Units | RL | MDL | Prepared | Analyzed |
|---|---|---|---|---|---|---|---|
| Biochemical Oxygen Demand | ND | | mg/L | 3.0 | | 01/02/26 12:05 | 01/07/26 10:41 |

| Type: | Lab Control Sample | Lab ID: | QC1327171 | Batch: | 391455 |
|---|---|---|---|---|---|
| Matrix: | Water | Method: | SM5210B | Prep Method: | METHOD |

| QC1327171 Analyte | Result | Spiked | Units | Recovery | Qual | Limits |
|---|---|---|---|---|---|---|
| Biochemical Oxygen Demand | 191.7 | 198.0 | mg/L | 97% | | 84.6-115.4 |

| Type: | Sample Duplicate | Lab ID: | QC1327349 | Batch: | 391455 |
|---|---|---|---|---|---|
| Matrix (Source ID): | Water (549863-002) | Method: | SM5210B | Prep Method: | METHOD |

| QC1327349 Analyte | Result | Source Sample Result | Units | Qual | RPD | RPD Lim | DF |
|---|---|---|---|---|---|---|---|
| Biochemical Oxygen Demand | 1,691 | 1574 | mg/L | | 7 | 30 | 1 |

| Type: | Blank | Lab ID: | QC1327172 | Batch: | 391456 |
|---|---|---|---|---|---|
| Matrix: | Water | Method: | SM5220D | Prep Method: | SM 5220D |

| QC1327172 Analyte | Result | Qual | Units | RL | MDL | Prepared | Analyzed |
|---|---|---|---|---|---|---|---|
| Chemical Oxygen Demand | ND | | mg/L | 4.0 | 2.0 | 01/02/26 | 01/02/26 |

| Type: | Lab Control Sample | Lab ID: | QC1327173 | Batch: | 391456 |
|---|---|---|---|---|---|
| Matrix: | Water | Method: | SM5220D | Prep Method: | SM 5220D |

| QC1327173 Analyte | Result | Spiked | Units | Recovery | Qual | Limits |
|---|---|---|---|---|---|---|
| Chemical Oxygen Demand | 99.00 | 100.0 | mg/L | 99% | | 90-110 |

# Batch QC

| | | | | | |
|---|---|---|---|---|---|
| **Type:** | **Matrix Spike** | **Lab ID:** | **QC1327174** | **Batch:** | **391456** |
| **Matrix (Source ID):** | **Water (550068-001)** | **Method:** | **SM5220D** | **Prep Method:** | **SM 5220D** |

| QC1327174 Analyte | Result | Source Sample Result | Spiked | Units | Recovery | Qual | Limits | DF |
|---|---|---|---|---|---|---|---|---|
| Chemical Oxygen Demand | 200.0 | 100.0 | 100.0 | mg/L | 100% | | 75-125 | 2 |

| | | | | | |
|---|---|---|---|---|---|
| **Type:** | **Matrix Spike Duplicate** | **Lab ID:** | **QC1327175** | **Batch:** | **391456** |
| **Matrix (Source ID):** | **Water (550068-001)** | **Method:** | **SM5220D** | **Prep Method:** | **SM 5220D** |

| QC1327175 Analyte | Result | Source Sample Result | Spiked | Units | Recovery | Qual | Limits | RPD | RPD Lim | DF |
|---|---|---|---|---|---|---|---|---|---|---|
| Chemical Oxygen Demand | 202.0 | 100.0 | 100.0 | mg/L | 102% | | 75-125 | 1 | 20 | 2 |

| | |
|---|---|
| # | CCV drift outside limits; average CCV drift within limits per method requirements |
| * | Value is outside QC limits |
| E | Response exceeds instrument's linear range |
| J | Estimated value |
| ND | Not Detected |
| NM | Not Meaningful |

**Laboratory Job Number 550068**

**Subcontracted Products**

**Pace Laboratories**

Date of Report: 01/08/2026

David Tripp

Enthalpy Laboratories-Orange
931 West Barkley Avenue
Orange, CA 92868

| | |
|---|---|
| Client Project: | EO-550068 |
| Pace Project: | Chiquita Canyon Landfill Stormwater |
| Pace Work Order: | 2600038 |
| Invoice ID: | B529572 |

Enclosed are the results of analyses for samples received by the laboratory on 1/3/2026. If you have any questions concerning this report, please feel free to contact me.

Sincerely,

Contact Person: Ragen Williams
Client Service Rep

Steven Bennett
Operations Manager

# Table of Contents


**Sample Information**

Chain of Custody and Cooler Receipt form ..... 3

Laboratory / Client Sample Cross Reference ..... 5

**Sample Results**

**2600038-01 - South**

Organo-Phosphorus Pesticide Analysis (EPA Method 8141A) ..... 6

**Quality Control Reports**

**Organo-Phosphorus Pesticide Analysis (EPA Method 8141A)**

Method Blank Analysis ..... 7

Laboratory Control Sample ..... 8

**Notes**

Notes and Definitions ..... 9

ENTHALPY ANALYTICAL

931 West Barkley Ave
Orange, CA 92868
(714) 771-6900

**2600038**

Subcontract Laboratory:
Pace Laboratories
4100 Atlas Court
Bakersfield, CA 93308
ATTN: Ragen Schallock
PO #: Required, to be sent via email

2600038

Enthalpy Order: EO-550068
PM: David Tripp
Email: david.tripp@enthalpy.com
CC: incomingreports@enthalpy.com
Phone: 657-581-4710

Results Due: Standard TAT
Report Level: II
Report To: MDL
EDDs: ELM_TransferOut (Standard Excel Transfer EDD, 3 tabs)

Notes:
CHIQUITA Stormwater

| Sample ID | Collected | Lab ID | # Cont. | Matrix | Analysis Requested | Comment |
|---|---|---|---|---|---|---|
| SOUTH | 01-JAN-2026 09:00 | 550068-001 | 1 | Water | Organophosphorus Pesticides | |

| Notes: | Relinquished By: | Received By: |
|---|---|---|
| | | |
| | Date: 1/2/26 14:41 | Date: 1-3-26 9:30 |
| | | |
| | Date: | Date: |
| | | |
| | Date: | Date: |

1 of 1

**Chain of Custody and Cooler Receipt Form for 2600038 Page 2 of 2**

PACE ANALYTICAL — COOLER RECEIPT FORM — Page 1 Of 1

Submission #: 2600038

| SHIPPING INFORMATION | SHIPPING CONTAINER | FREE LIQUID |
|---|---|---|
| Fed Ex ☑ UPS ☐ GSO / GLS ☐ Hand Delivery ☐ | Ice Chest ☑ None ☐ Box ☐ | YES ☐ NO ☐ |
| Pace Lab Field Service ☐ Other ☐ (Specify)_____ | Other ☐ (Specify)_____ | WT S |

Refrigerant: Ice ☑ Blue Ice ☐ None ☐ Other ☐ Comments:

Custody Seals: Ice Chest ☐ Intact? Yes ☐ No ☐ | Containers ☐ Intact? Yes ☐ No ☐ | None ☑ Comments:

All samples received? Yes ☑ No ☐ All samples containers intact? Yes ☑ No ☐ Description(s) match COC? Yes ☑ No ☐

COC Received ☑YES ☐ NO

Emissivity: 0.97 Container: NA Thermometer ID: 274 Date/Time 1-3-25 9:30

Temperature: (A) 3.4 °C / (C) 3.7 °C Analyst Init MAC

| SAMPLE CONTAINERS | SAMPLE NUMBERS 1 | 2 | 3 | 4 | 5 | 6 | 7 | 8 | 9 | 10 |
|---|---|---|---|---|---|---|---|---|---|---|
| QT PE UNPRES | | | | | | | | | | |
| 4oz / 8oz / 16oz PE UNPRES | | | | | | | | | | |
| 2oz $Cr^{+6}$ | | | | | | | | | | |
| QT INORGANIC CHEMICAL METALS | | | | | | | | | | |
| INORGANIC CHEMICAL METALS 4oz / 8oz / 16oz | | | | | | | | | | |
| PT CYANIDE | | | | | | | | | | |
| PT NITROGEN FORMS | | | | | | | | | | |
| PT TOTAL SULFIDE | | | | | | | | | | |
| 2oz. NITRATE / NITRITE | | | | | | | | | | |
| PT TOTAL ORGANIC CARBON | | | | | | | | | | |
| PT CHEMICAL OXYGEN DEMAND | | | | | | | | | | |
| PtA PHENOLICS | | | | | | | | | | |
| 40ml VOA VIAL TRAVEL BLANK | | | | | | | | | | |
| 40ml VOA VIAL | | | | | | | | | | |
| QT EPA 1664B | A | | | | | | | | | |
| PT ODOR | | | | | | | | | | |
| RADIOLOGICAL | | | | | | | | | | |
| BACTERIOLOGICAL | | | | | | | | | | |
| 40 ml VOA VIAL- 504 | | | | | | | | | | |
| QT EPA 508/608.3/8081A | | | | | | | | | | |
| QT EPA 515.1/8151A | | | | | | | | | | |
| QT EPA 525.2 | | | | | | | | | | |
| QT EPA 525.2 TRAVEL BLANK | | | | | | | | | | |
| 40ml EPA 547 | | | | | | | | | | |
| 40ml EPA 531.1 | | | | | | | | | | |
| 8oz EPA 548.1 | | | | | | | | | | |
| QT EPA 549.2 | | | | | | | | | | |
| QT EPA 8015M | | | | | | | | | | |
| QT EPA 8270C | | | | | | | | | | |
| 8oz / 16oz / 32oz AMBER | | | | | | | | | | |
| 8oz / 16oz / 32oz JAR | | | | | | | | | | |
| SOIL SLEEVE | | | | | | | | | | |
| PCB VIAL | | | | | | | | | | |
| PLASTIC BAG | | | | | | | | | | |
| TEDLAR BAG | | | | | | | | | | |
| FERROUS IRON | | | | | | | | | | |
| ENCORE | | | | | | | | | | |
| SMART KIT | | | | | | | | | | |
| SUMMA CANISTER | | | | | | | | | | |

CHK BY [MM] DISTRIBUTION SIM SUB OUT ☐

Comments:

Sample Numbering Completed By: MAC Date/Time: 1-3-26 4:56

A = Actual / C = Corrected

Rev 23 05/25/22

[S:\WPDocs\WordPerfect\LAB_DOCS\FORMS\SAMREC rev 20]

*The results in this report apply to the samples analyzed in accordance with the chain of custody document. This analytical report must be reproduced in its entirety.*
All results listed in this report are for the exclusive use of the submitting party. Pace Analytical assumes no responsibility for report alteration, separation, detachment or third party interpretation.

Pace Analytical
ENVIRONMENTAL SCIENCES

Enthalpy Laboratories-Orange
931 West Barkley Avenue
Orange, CA 92868

**Reported:** 01/08/2026 12:05
Project: Chiquita Canyon Landfill Stormwater
Project Number: EO-550068
Project Manager: David Tripp

# Laboratory / Client Sample Cross Reference

| Laboratory | Client Sample Information | | | |
|---|---|---|---|---|
| **2600038-01** | **COC Number:** | — | **Receive Date:** | 01/03/2026 09:30 |
| | **Project Number:** | — | **Sampling Date:** | 01/01/2026 09:00 |
| | **Sampling Location:** | — | **Sample Depth:** | — |
| | **Sampling Point:** | South | **Lab Matrix:** | Water |
| | **Sampled By:** | Client | **Sample Type:** | Stormwater Runoff |

*The results in this report apply to the samples analyzed in accordance with the chain of custody document. This analytical report must be reproduced in its entirety.*
All results listed in this report are for the exclusive use of the submitting party. Pace Analytical assumes no responsibility for report alteration, separation, detachment or third party interpretation.

Pace Analytical
ENVIRONMENTAL SCIENCES

Enthalpy Laboratories-Orange
931 West Barkley Avenue
Orange, CA 92868

**Reported:** 01/08/2026 12:05
Project: Chiquita Canyon Landfill Stormwater
Project Number: EO-550068
Project Manager: David Tripp

# Organo-Phosphorus Pesticide Analysis (EPA Method 8141A)

**Pace Sample ID:** 2600038-01 | **Client Sample Name:** South, 1/1/2026 9:00:00AM, Client

| Constituent | Result | Units | PQL | MDL | Method | MB Bias | Lab Quals | DCN |
|---|---|---|---|---|---|---|---|---|
| Azinphos methyl | ND | ug/L | 0.50 | 0.12 | EPA-8141A | ND | | 1 |
| Bolstar | ND | ug/L | 0.20 | 0.050 | EPA-8141A | ND | | 1 |
| Chlorpyrifos | ND | ug/L | 0.20 | 0.050 | EPA-8141A | ND | | 1 |
| Coumaphos | ND | ug/L | 0.50 | 0.11 | EPA-8141A | ND | | 1 |
| Demeton O/S | ND | ug/L | 0.20 | 0.056 | EPA-8141A | ND | | 1 |
| Diazinon | ND | ug/L | 0.20 | 0.050 | EPA-8141A | ND | | 1 |
| Dichlorvos | ND | ug/L | 0.20 | 0.050 | EPA-8141A | ND | | 1 |
| Disulfoton | ND | ug/L | 0.20 | 0.050 | EPA-8141A | ND | | 1 |
| Ethoprop | ND | ug/L | 0.20 | 0.052 | EPA-8141A | ND | | 1 |
| Fensulfothion | ND | ug/L | 0.20 | 0.051 | EPA-8141A | ND | | 1 |
| Fenthion | ND | ug/L | 0.20 | 0.050 | EPA-8141A | ND | | 1 |
| Merphos | ND | ug/L | 0.20 | 0.050 | EPA-8141A | ND | | 1 |
| Methyl parathion | ND | ug/L | 0.20 | 0.050 | EPA-8141A | ND | | 1 |
| Mevinphos | ND | ug/L | 0.20 | 0.050 | EPA-8141A | ND | | 1 |
| Naled | ND | ug/L | 0.50 | 0.17 | EPA-8141A | ND | | 1 |
| Phorate | ND | ug/L | 0.20 | 0.066 | EPA-8141A | ND | | 1 |
| Ronnel (Fenchlorphos) | ND | ug/L | 0.20 | 0.050 | EPA-8141A | ND | | 1 |
| Stirophos (Tetrachlorvinphos) | ND | ug/L | 0.20 | 0.082 | EPA-8141A | ND | | 1 |
| Tokuthion (Prothiofos) | ND | ug/L | 0.20 | 0.050 | EPA-8141A | ND | | 1 |
| Trichloronate | ND | ug/L | 0.20 | 0.050 | EPA-8141A | ND | | 1 |
| Triphenylphosphate (Surrogate) | 61.4 | % | 50 - 130 (LCL - UCL) | | EPA-8141A | | | 1 |

| DCN | Method | Prep Date | Run Date/Time | Analyst | Instrument | Dilution | QC Batch ID | Prep Method |
|---|---|---|---|---|---|---|---|---|
| 1 | EPA-8141A | 01/06/26 10:30 | 01/07/26 17:28 | IJC | GC-18 | 0.941 | B225090 | EPA 3510C |

DCN = Data Continuation Number

*The results in this report apply to the samples analyzed in accordance with the chain of custody document. This analytical report must be reproduced in its entirety.*
All results listed in this report are for the exclusive use of the submitting party. Pace Analytical assumes no responsibility for report alteration, separation, detachment or third party interpretation.

Pace Analytical
ENVIRONMENTAL SCIENCES

Enthalpy Laboratories-Orange
931 West Barkley Avenue
Orange, CA 92868

**Reported:** 01/08/2026 12:05
Project: Chiquita Canyon Landfill Stormwater
Project Number: EO-550068
Project Manager: David Tripp

# Organo-Phosphorus Pesticide Analysis (EPA Method 8141A)

## Quality Control Report - Method Blank Analysis

| Constituent | QC Sample ID | MB Result | Units | PQL | MDL | Lab Quals | Run # |
|---|---|---|---|---|---|---|---|
| **QC Batch ID: B225090** | | | | | | | |
| Azinphos methyl | B225090-BLK1 | ND | ug/L | 0.50 | 0.12 | | 1 |
| Bolstar | B225090-BLK1 | ND | ug/L | 0.20 | 0.050 | | 1 |
| Chlorpyrifos | B225090-BLK1 | ND | ug/L | 0.20 | 0.050 | | 1 |
| Coumaphos | B225090-BLK1 | ND | ug/L | 0.50 | 0.11 | | 1 |
| Demeton O/S | B225090-BLK1 | ND | ug/L | 0.20 | 0.056 | | 1 |
| Diazinon | B225090-BLK1 | ND | ug/L | 0.20 | 0.050 | | 1 |
| Dichlorvos | B225090-BLK1 | ND | ug/L | 0.20 | 0.050 | | 1 |
| Disulfoton | B225090-BLK1 | ND | ug/L | 0.20 | 0.050 | | 1 |
| Ethoprop | B225090-BLK1 | ND | ug/L | 0.20 | 0.052 | | 1 |
| Fensulfothion | B225090-BLK1 | ND | ug/L | 0.20 | 0.051 | | 1 |
| Fenthion | B225090-BLK1 | ND | ug/L | 0.20 | 0.050 | | 1 |
| Merphos | B225090-BLK1 | ND | ug/L | 0.20 | 0.050 | | 1 |
| Methyl parathion | B225090-BLK1 | ND | ug/L | 0.20 | 0.050 | | 1 |
| Mevinphos | B225090-BLK1 | ND | ug/L | 0.20 | 0.050 | | 1 |
| Naled | B225090-BLK1 | ND | ug/L | 0.50 | 0.17 | | 1 |
| Phorate | B225090-BLK1 | ND | ug/L | 0.20 | 0.066 | | 1 |
| Ronnel (Fenchlorphos) | B225090-BLK1 | ND | ug/L | 0.20 | 0.050 | | 1 |
| Stirophos (Tetrachlorvinphos) | B225090-BLK1 | ND | ug/L | 0.20 | 0.082 | | 1 |
| Tokuthion (Prothiofos) | B225090-BLK1 | ND | ug/L | 0.20 | 0.050 | | 1 |
| Trichloronate | B225090-BLK1 | ND | ug/L | 0.20 | 0.050 | | 1 |
| **Triphenylphosphate (Surrogate)** | **B225090-BLK1** | **89.0** | % | **50 - 130 (LCL - UCL)** | | | 1 |

| Run # | QC Sample ID | QC Type | Method | Prep Date | Run Date Time | Analyst | Instrument | Dilution |
|---|---|---|---|---|---|---|---|---|
| 1 | B225090-BLK1 | PB | EPA-8141A | 01/06/26 | 01/07/26 16:00 | IJC | GC-18 | 1 |

*The results in this report apply to the samples analyzed in accordance with the chain of custody document. This analytical report must be reproduced in its entirety.*
All results listed in this report are for the exclusive use of the submitting party. Pace Analytical assumes no responsibility for report alteration, separation, detachment or third party interpretation.

Pace Analytical
ENVIRONMENTAL SCIENCES

Enthalpy Laboratories-Orange
931 West Barkley Avenue
Orange, CA 92868

**Reported:** 01/08/2026 12:05
Project: Chiquita Canyon Landfill Stormwater
Project Number: EO-550068
Project Manager: David Tripp

# Organo-Phosphorus Pesticide Analysis (EPA Method 8141A)

## Quality Control Report - Laboratory Control Sample

| Constituent | QC Sample ID | Type | Result | Spike Level | Units | Percent Recovery | RPD | Control Limits Percent Recovery | Control Limits RPD | Lab Quals | Run # |
|---|---|---|---|---|---|---|---|---|---|---|---|
| **QC Batch ID: B225090** | | | | | | | | | | | |
| Bolstar | B225090-BS1 | LCS | 1.6800 | 2.0000 | ug/L | 84.0 | | 50 - 130 | | | 1 |
| | B225090-BSD1 | LCSD | 1.7400 | 2.0000 | ug/L | 87.0 | 3.5 | 50 - 130 | 30 | | 2 |
| Chlorpyrifos | B225090-BS1 | LCS | 1.9000 | 2.0000 | ug/L | 95.0 | | 60 - 120 | | | 1 |
| | B225090-BSD1 | LCSD | 1.9100 | 2.0000 | ug/L | 95.5 | 0.5 | 60 - 120 | 30 | | 2 |
| Diazinon | B225090-BS1 | LCS | 1.7900 | 2.0000 | ug/L | 89.5 | | 60 - 130 | | | 1 |
| | B225090-BSD1 | LCSD | 1.8150 | 2.0000 | ug/L | 90.8 | 1.4 | 60 - 130 | 30 | | 2 |
| Methyl parathion | B225090-BS1 | LCS | 1.9900 | 2.0000 | ug/L | 99.5 | | 60 - 120 | | | 1 |
| | B225090-BSD1 | LCSD | 2.0500 | 2.0000 | ug/L | 102 | 3.0 | 60 - 120 | 30 | | 2 |
| Mevinphos | B225090-BS1 | LCS | 1.5850 | 2.0000 | ug/L | 79.2 | | 50 - 120 | | | 1 |
| | B225090-BSD1 | LCSD | 1.5350 | 2.0000 | ug/L | 76.8 | 3.2 | 50 - 120 | 30 | | 2 |
| Ronnel (Fenchlorphos) | B225090-BS1 | LCS | 2.0850 | 2.0000 | ug/L | 104 | | 50 - 120 | | | 1 |
| | B225090-BSD1 | LCSD | 2.1400 | 2.0000 | ug/L | 107 | 2.6 | 50 - 120 | 30 | | 2 |
| Stirophos (Tetrachlorvinphos) | B225090-BS1 | LCS | 1.9550 | 2.0000 | ug/L | 97.8 | | 50 - 120 | | | 1 |
| | B225090-BSD1 | LCSD | 1.9300 | 2.0000 | ug/L | 96.5 | 1.3 | 50 - 120 | 30 | | 2 |
| Triphenylphosphate (Surrogate) | B225090-BS1 | LCS | 2.6700 | 2.5000 | ug/L | 107 | | 50 - 130 | | | 1 |
| | B225090-BSD1 | LCSD | 2.6150 | 2.5000 | ug/L | 105 | 2.1 | 50 - 130 | | | 2 |

| Run # | QC Sample ID | QC Type | Method | Prep Date | Run Date Time | Analyst | Instrument | Dilution |
|---|---|---|---|---|---|---|---|---|
| 1 | B225090-BS1 | LCS | EPA-8141A | 01/06/26 | 01/07/26 16:29 | IJC | GC-18 | 1 |
| 2 | B225090-BSD1 | LCSD | EPA-8141A | 01/06/26 | 01/07/26 16:59 | IJC | GC-18 | 1 |

*The results in this report apply to the samples analyzed in accordance with the chain of custody document. This analytical report must be reproduced in its entirety.*
All results listed in this report are for the exclusive use of the submitting party. Pace Analytical assumes no responsibility for report alteration, separation, detachment or third party interpretation.

Pace Analytical
ENVIRONMENTAL SCIENCES

| | |
|---|---|
| Enthalpy Laboratories-Orange | **Reported:** 01/08/2026 12:05 |
| 931 West Barkley Avenue | Project: Chiquita Canyon Landfill Stormwater |
| Orange, CA 92868 | Project Number: EO-550068 |
| | Project Manager: David Tripp |

## Notes And Definitions

| | |
|---|---|
| MDL | Method Detection Limit |
| ND | Analyte Not Detected |
| PQL | Practical Quantitation Limit |

*The results in this report apply to the samples analyzed in accordance with the chain of custody document. This analytical report must be reproduced in its entirety.*
All results listed in this report are for the exclusive use of the submitting party. Pace Analytical assumes no responsibility for report alteration, separation, detachment or third party interpretation.

**Laboratory Job Number 550068**

**Subcontracted Products**

**McCampbell Analytical, Inc.**

# McCampbell Analytical, Inc.

*"When Quality Counts"*

# Analytical Report

**WorkOrder:** 2601096

**Report Created for:** Enthalpy Analytical

931 West Barkley Avenue
Orange, CA 92868

**Project Contact:** David Tripp
**Project P.O.:** 079649
**Project:** EO-550068

**Project Location:**
**Project Received:** 01/06/2026

Analytical Report reviewed & approved for release on 01/08/2026 by:

Jennifer Lagerbom
Project Manager

***The report shall not be reproduced except in full, without the written approval of the laboratory. The analytical results relate only to the items tested. Results reported conform to the most current regulatory standards, where applicable, unless otherwise stated.***

1534 Willow Pass Rd. Pittsburg, CA 94565 ♦ TEL: (877) 252-9262 ♦ FAX: (925) 252-9269 ♦ www.mccampbell.com
CA ELAP 1644 ♦ ORELAP (NELAP) 4033 ♦ AIHA-LAP ID#232255 ♦ DoD-ELAP Cert # L22-757

McCampbell Analytical, Inc.
"When Quality Counts"
1534 Willow Pass Road, Pittsburg, CA 94565-1701
Toll Free Telephone: (877) 252-9262 / Fax: (925) 252-9269
http://www.mccampbell.com / E-mail: main@mccampbell.com

# Glossary of Terms & Qualifier Definitions

**Client:** Enthalpy Analytical **WorkOrder:** 2601096
**Project:** EO-550068

## Glossary Abbreviation

| | |
|---|---|
| %D | Serial Dilution Percent Difference |
| 95% Interval | 95% Confident Interval |
| CCV | Continuing Calibration Verification. |
| CCV REC (%) | % recovery of Continuing Calibration Verification. |
| CPT | Consumer Product Testing not NELAP Accredited |
| DF | Dilution Factor |
| DI WET | (DISTLC) Waste Extraction Test using DI water |
| DISS | Dissolved (direct analysis of 0.45 µm filtered and acidified water sample) |
| DLT | Dilution Test (Serial Dilution) |
| DUP | Duplicate |
| EDL | Estimated Detection Limit |
| ERS | External reference sample. Second source calibration verification. |
| ITEF | International Toxicity Equivalence Factor |
| LCS | Laboratory Control Sample |
| LCS2 | Second LCS for the batch. Spike level is lower than that for the first LCS; applicable to method 1633. |
| LQL | Lowest Quantitation Level |
| MB | Method Blank |
| MB IS/SS % Rec | % Recovery of Internal Standard or Surrogate in Method Blank, if applicable |
| MB SS % Rec | % Recovery of Surrogate in Method Blank, if applicable |
| MDL | Method Detection Limit [1] |
| ML | Minimum Level of Quantitation |
| MS | Matrix Spike |
| MSD | Matrix Spike Duplicate |
| NA | Not Applicable |
| ND | Not detected at or above the indicated MDL or RL. |
| NR | Data Not Reported due to matrix interference or insufficient sample amount. |
| PDS | Post Digestion Spike |
| PF | Prep Factor |
| RD | Relative Difference |
| RL | Reporting Limit [2] |
| RPD | Relative Percent Difference |
| RRT | Relative Retention Time |
| RSD | Relative Standard Deviation |
| SNR | Surrogate is diluted out of the calibration range |

[1] MDL is the minimum measured concentration of a substance that can be reported with 99% confidence that the measured concentration is distinguishable from method blank results. Definition and Procedure for the Determination of the Method Detection Limit, Revision 2, 40CFR, Part 136, Appendix B, EPA 821-R-16-006, December 2016. Values are based upon our default extraction volume/amount and are subject to change.

[2] RL is the lowest level that can be reliably determined within specified limits of precision and accuracy during routine laboratory operating conditions. (The RL cannot be lower than the lowest calibration standard used in the initial calibration of the instrument and must be greater than the MDL.) Values are based upon our default extraction volume/amount and are subject to change.

McCampbell Analytical, Inc.
"When Quality Counts"

1534 Willow Pass Road, Pittsburg, CA 94565-1701
Toll Free Telephone: (877) 252-9262 / Fax: (925) 252-9269
http://www.mccampbell.com / E-mail: main@mccampbell.com

# Glossary of Terms & Qualifier Definitions

**Client:** Enthalpy Analytical **WorkOrder:** 2601096

**Project:** EO-550068

| | |
|---|---|
| SPK Val | Spike Value |
| SPKRef Val | Spike Reference Value |
| SPLP | Synthetic Precipitation Leachate Procedure |
| ST | Sorbent Tube |
| TCLP | Toxicity Characteristic Leachate Procedure |
| TEQ | Toxicity Equivalents |
| TNTC | "Too Numerous to Count;" greater than 250 colonies observed on the plate. |
| TPH-Diesel | Sample results for semi-volatile TPH (diesel, kerosene, oil, etc) were calculated using a background subtraction procedure to correct for instrument baseline rise (column bleed) as described in Sec 7.7.2.2 of EPA 8015 B, C. |
| TZA | TimeZone Net Adjustment for sample collected outside of MAI's Coordinated Universal Time (UTC). (Adjustment for Daylight Saving is not accounted.) |
| WET (STLC) | Waste Extraction Test (Soluble Threshold Limit Concentration) |

## Quality Control Qualifiers

| | |
|---|---|
| F2 | LCS/LCSD recovery and/or RPD/RSD is out of acceptance criteria. |

McCampbell Analytical, Inc.
"When Quality Counts"

1534 Willow Pass Road, Pittsburg, CA 94565-1701
Toll Free Telephone: (877) 252-9262 / Fax: (925) 252-9269
http://www.mccampbell.com / E-mail: main@mccampbell.com

# Analytical Report

| | | | |
|---|---|---|---|
| **Client:** | Enthalpy Analytical | **WorkOrder:** | 2601096 |
| **Date Received:** | 01/06/2026 9:44 | **Extraction Method:** | E8151A |
| **Date Prepared:** | 01/06/2026 | **Analytical Method:** | E8151A |
| **Project:** | EO-550068 | **Unit:** | µg/L |

## Chlorinated Herbicides by GC-ECD

| Client ID | Lab ID | Matrix | Date Collected | Instrument FileID | Batch ID |
|---|---|---|---|---|---|
| SOUTH | 2601096-001A | Water | 01/01/2026 09:00 | GC15A 01072617.D | 333154 |

| Analytes | Result | MDL | RL | DF | Date Analyzed |
|---|---|---|---|---|---|
| Acifluorfen | ND | 5.3 | 10 | 10 | 01/07/2026 13:55 |
| Bentazon | ND | 3.2 | 10 | 10 | 01/07/2026 13:55 |
| Chloramben | ND | 6.4 | 10 | 10 | 01/07/2026 13:55 |
| 2,4-D (Dichlorophenoxyacetic acid) | ND | 0.79 | 2.0 | 10 | 01/07/2026 13:55 |
| 2,4-DB | ND | 4.2 | 10 | 10 | 01/07/2026 13:55 |
| Dalapon | ND | 7.7 | 10 | 10 | 01/07/2026 13:55 |
| DCPA (mono & diacid) | ND | 5.0 | 10 | 10 | 01/07/2026 13:55 |
| Dicamba | ND | 0.74 | 2.0 | 10 | 01/07/2026 13:55 |
| 3,5-Dichlorobenzoic Acid | ND | 2.4 | 10 | 10 | 01/07/2026 13:55 |
| Dichloroprop | ND | 3.5 | 10 | 10 | 01/07/2026 13:55 |
| Dinoseb (DNBP) | ND | 3.0 | 10 | 10 | 01/07/2026 13:55 |
| MCPA | ND | 13 | 20 | 10 | 01/07/2026 13:55 |
| MCPP | ND | 12 | 20 | 10 | 01/07/2026 13:55 |
| 4-Nitrophenol | ND | 7.7 | 10 | 10 | 01/07/2026 13:55 |
| Pentachlorophenol (PCP) | ND | 0.55 | 2.0 | 10 | 01/07/2026 13:55 |
| Picloram | ND | 3.8 | 10 | 10 | 01/07/2026 13:55 |
| 2,4,5-T (Trichlorophenoxy acetic acid) | ND | 1.0 | 2.0 | 10 | 01/07/2026 13:55 |
| 2,4,5-TP (Silvex) | ND | 1.6 | 5.0 | 10 | 01/07/2026 13:55 |

| Surrogates | REC (%) | Limits | DF | |
|---|---|---|---|---|
| DCAA | 94 | 60-140 | 10 | 01/07/2026 13:55 |

Analyst(s): DP

McCampbell Analytical, Inc.
"When Quality Counts"

1534 Willow Pass Road, Pittsburg, CA 94565-1701
Toll Free Telephone: (877) 252-9262 / Fax: (925) 252-9269
http://www.mccampbell.com / E-mail: main@mccampbell.com

# Analytical Report

| | | | |
|---|---|---|---|
| **Client:** | Enthalpy Analytical | **WorkOrder:** | 2601096 |
| **Date Received:** | 01/06/2026 9:44 | **Extraction Method:** | RSK175 |
| **Date Prepared:** | 01/06/2026 | **Analytical Method:** | RSK175 |
| **Project:** | EO-550068 | **Unit:** | µg/L |

## Dissolved Carbon Dioxide by RSK 175

| Client ID | Lab ID | Matrix | Date Collected | Instrument FileID | Batch ID |
|---|---|---|---|---|---|
| SOUTH | 2601096-001B | Water | 01/01/2026 09:00 | GC26 0106261107.D | 333187 |

| Analytes | Result | MDL | RL | DF | Date Analyzed |
|---|---|---|---|---|---|
| Carbon Dioxide | **1100** | 50 | 50 | 1 | 01/06/2026 15:42 |

Analyst(s): CLO

McCampbell Analytical, Inc.
"When Quality Counts"
1534 Willow Pass Road, Pittsburg, CA 94565-1701
Toll Free Telephone: (877) 252-9262 / Fax: (925) 252-9269
http://www.mccampbell.com / E-mail: main@mccampbell.com

# Quality Control Report

| | | | |
|---|---|---|---|
| **Client:** | Enthalpy Analytical | **WorkOrder:** | 2601096 |
| **Date Prepared:** | 01/06/2026 | **BatchID:** | 333154 |
| **Date Analyzed:** | 01/07/2026 | **Extraction Method:** | E8151A |
| **Instrument:** | GC15A | **Analytical Method:** | E8151A |
| **Matrix:** | Water | **Unit:** | µg/L |
| **Project:** | EO-550068 | **Sample ID:** | MB/LCS/LCSD-333154 |

## QC Summary Report for E8151A

| Analyte | MB Result | MDL | RL | SPK Val | MB IS/SS %REC | MB IS/SS Limits |
|---|---|---|---|---|---|---|
| Acifluorfen | ND | 0.53 | 1.0 | - | - | - |
| Bentazon | ND | 0.32 | 1.0 | - | - | - |
| Chloramben | ND | 0.64 | 1.0 | - | - | - |
| 2,4-D (Dichlorophenoxyacetic acid) | ND | 0.079 | 0.20 | - | - | - |
| 2,4-DB | ND | 0.42 | 1.0 | - | - | - |
| Dalapon | ND | 0.77 | 1.0 | - | - | - |
| DCPA (mono & diacid) | ND | 0.50 | 1.0 | - | - | - |
| Dicamba | ND | 0.074 | 0.20 | - | - | - |
| 3,5-Dichlorobenzoic Acid | ND | 0.24 | 1.0 | - | - | - |
| Dichloroprop | ND | 0.35 | 1.0 | - | - | - |
| Dinoseb (DNBP) | ND | 0.30 | 1.0 | - | - | - |
| MCPA | ND | 1.3 | 2.0 | - | - | - |
| MCPP | ND | 1.2 | 2.0 | - | - | - |
| 4-Nitrophenol | ND | 0.77 | 1.0 | - | - | - |
| Pentachlorophenol (PCP) | ND | 0.055 | 0.20 | - | - | - |
| Picloram | ND | 0.38 | 1.0 | - | - | - |
| 2,4,5-T (Trichlorophenoxy acetic acid) | ND | 0.10 | 0.20 | - | - | - |
| 2,4,5-TP (Silvex) | ND | 0.16 | 0.50 | - | - | - |
| **Surrogate Recovery** | | | | | | |
| DCAA | 8.9 | | | 10 | 89 | 70-130 |

*(Cont.)*

McCampbell Analytical, Inc.
"When Quality Counts"
1534 Willow Pass Road, Pittsburg, CA 94565-1701
Toll Free Telephone: (877) 252-9262 / Fax: (925) 252-9269
http://www.mccampbell.com / E-mail: main@mccampbell.com

# Quality Control Report

| | | | |
|---|---|---|---|
| **Client:** | Enthalpy Analytical | **WorkOrder:** | 2601096 |
| **Date Prepared:** | 01/06/2026 | **BatchID:** | 333154 |
| **Date Analyzed:** | 01/07/2026 | **Extraction Method:** | E8151A |
| **Instrument:** | GC15A | **Analytical Method:** | E8151A |
| **Matrix:** | Water | **Unit:** | µg/L |
| **Project:** | EO-550068 | **Sample ID:** | MB/LCS/LCSD-333154 |

## QC Summary Report for E8151A

| Analyte | LCS Result | LCSD Result | SPK Val | LCS %REC | LCSD %REC | LCS/LCSD Limits | RPD | RPD Limit |
|---|---|---|---|---|---|---|---|---|
| Acifluorfen | 9.7 | 9.2 | 10 | 97 | 92 | 70-130 | 0 | 30 |
| Bentazon | 11 | 11 | 10 | 112 | 108 | 70-130 | 0 | 30 |
| Chloramben | 11 | 11 | 10 | 114 | 114 | 70-130 | 0 | 30 |
| 2,4-D (Dichlorophenoxyacetic acid) | 9.6 | 9.7 | 10 | 96 | 97 | 70-130 | 0 | 30 |
| 2,4-DB | 9.6 | 10 | 10 | 96 | 100 | 70-130 | 0 | 30 |
| Dalapon | 10 | 10 | 10 | 100 | 102 | 70-130 | 0 | 30 |
| DCPA (mono & diacid) | 9.8 | 9.7 | 10 | 98 | 97 | 70-130 | 0 | 30 |
| Dicamba | 9.3 | 9.4 | 10 | 93 | 94 | 70-130 | 0 | 30 |
| 3,5-Dichlorobenzoic Acid | 9.3 | 9.5 | 10 | 93 | 95 | 70-130 | 0 | 30 |
| Dichloroprop | 9.4 | 9.5 | 10 | 94 | 95 | 70-130 | 0 | 30 |
| Dinoseb (DNBP) | 10 | 9.6 | 10 | 101 | 96 | 70-130 | 0 | 30 |
| MCPA | 80 | 83 | 100 | 80 | 83 | 70-130 | 0 | 30 |
| MCPP | 100 | 100 | 100 | 100 | 100 | 70-130 | 0 | 30 |
| 4-Nitrophenol | 19 | 20 | 10 | 195,F2 | 202,F2 | 70-130 | 0 | 30 |
| Pentachlorophenol (PCP) | 9.8 | 9.8 | 10 | 98 | 98 | 70-130 | 0 | 30 |
| Picloram | 9.4 | 9.3 | 10 | 94 | 93 | 70-130 | 0 | 30 |
| 2,4,5-T (Trichlorophenoxy acetic acid) | 10 | 9.9 | 10 | 100 | 99 | 70-130 | 0 | 30 |
| 2,4,5-TP (Silvex) | 10 | 10 | 10 | 102 | 103 | 70-130 | 0 | 30 |
| **Surrogate Recovery** | | | | | | | | |
| DCAA | 9.5 | 9.7 | 10 | 95 | 97 | 70-130 | 0 | 30 |

McCampbell Analytical, Inc.
"When Quality Counts"

1534 Willow Pass Road, Pittsburg, CA 94565-1701
Toll Free Telephone: (877) 252-9262 / Fax: (925) 252-9269
http://www.mccampbell.com / E-mail: main@mccampbell.com

# Quality Control Report

| | | | |
|---|---|---|---|
| **Client:** | Enthalpy Analytical | **WorkOrder:** | 2601096 |
| **Date Prepared:** | 01/06/2026 | **BatchID:** | 333187 |
| **Date Analyzed:** | 01/06/2026 | **Extraction Method:** | RSK175 |
| **Instrument:** | GC26 | **Analytical Method:** | RSK175 |
| **Matrix:** | Water | **Unit:** | µg/L |
| **Project:** | EO-550068 | **Sample ID:** | MB/LCS/LCSD-333187 |

## QC Summary Report for RSK175

| Analyte | MB Result | MDL | RL | | | |
|---|---|---|---|---|---|---|
| Carbon Dioxide | ND | 50 | 50 | - | - | - |

| Analyte | LCS Result | LCSD Result | SPK Val | LCS %REC | LCSD %REC | LCS/LCSD Limits | RPD | RPD Limit |
|---|---|---|---|---|---|---|---|---|
| Carbon Dioxide | 140 | 150 | 187.2 | 75 | 81 | 70-130 | 7.42 | 30 |

McCampbell Analytical, Inc.
*"When Quality Counts"*

1534 Willow Pass Road, Pittsburg, CA 94565-1701
Toll Free Telephone: (877) 252-9262 / Fax: (925) 252-9269
http://www.mccampbell.com / E-mail: main@mccampbell.com

# Certified Analyte List

**Client:** Enthalpy Analytical **WorkOrder:** 2601096

**Project:** EO-550068

| Analyte | Cert 1 | Cert 2 | Cert 3 | Cert 4 | Cert 5 | Analytical Method | Matrix |
|---|---|---|---|---|---|---|---|
| 2,4,5-T (Trichlorophenoxy acetic acid) | ◉ | ◉ | ○ | ○ | ○ | E8151A | Water |
| 2,4,5-TP (Silvex) | ◉ | ◉ | ○ | ○ | ○ | E8151A | Water |
| 2,4-D (Dichlorophenoxyacetic acid) | ◉ | ◉ | ○ | ○ | ○ | E8151A | Water |
| 2,4-DB | ◉ | ◉ | ○ | ○ | ○ | E8151A | Water |
| 3,5-Dichlorobenzoic Acid | ○ | ◉ | ○ | ○ | ○ | E8151A | Water |
| 4-Nitrophenol | ◉ | ◉ | ○ | ○ | ○ | E8151A | Water |
| Acifluorfen | ○ | ◉ | ○ | ○ | ○ | E8151A | Water |
| Bentazon | ○ | ◉ | ○ | ○ | ○ | E8151A | Water |
| Chloramben | ○ | ◉ | ○ | ○ | ○ | E8151A | Water |
| Dalapon | ◉ | ◉ | ○ | ○ | ○ | E8151A | Water |
| DCPA (mono & diacid) | ○ | ◉ | ○ | ○ | ○ | E8151A | Water |
| Dicamba | ◉ | ◉ | ○ | ○ | ○ | E8151A | Water |
| Dichloroprop | ◉ | ◉ | ○ | ○ | ○ | E8151A | Water |
| Dinoseb (DNBP) | ◉ | ◉ | ○ | ○ | ○ | E8151A | Water |
| MCPA | ◉ | ◉ | ○ | ○ | ○ | E8151A | Water |
| MCPP | ◉ | ◉ | ○ | ○ | ○ | E8151A | Water |
| Pentachlorophenol (PCP) | ◉ | ◉ | ○ | ○ | ○ | E8151A | Water |
| Picloram | ○ | ◉ | ○ | ○ | ○ | E8151A | Water |

**Certifications**

| | |
|---|---|
| Cert 1 | CA ELAP 1644 |
| Cert 2 | ORELAP (NELAP) 4033 |

The Certified Analyte Report lists the compounds for which MAI is accredited at the time of issuance. Although MAI holds multiple accreditations, methods with extensive compound lists may not be fully accredited due to state agency availability.

McCampbell Analytical, Inc.
1534 Willow Pass Rd
Pittsburg, CA 94565-1701
(925) 252-9262

# CHAIN-OF-CUSTODY RECORD



**WorkOrder: 2601096** **ClientCode: ENO**

☐ WaterTrax ☐ CLIP ☐ EDF ☑ EQuIS ☑ Dry-Weight ☑ Email ☐ HardCopy ☐ ThirdParty ☑ J-flag
☑ Detection Summary ☑ **Excel** [A1_Standard _QC]

**Report to:**
David Tripp
Enthalpy Analytical
931 West Barkley Avenue
Orange, CA 92868
657-581-4710 FAX:

Email: david.tripp@enthalpy.com
cc/3rd Party: incomingreports@enthalpy.com;
PO: 079649
Project: EO-550068

**Bill to:**
Accounts Payable/Enthalpy SoCal
Montrose Environmental Group
PO Box 842165
Boston, MA 02284-2165
003EL_ap@montrose-env.com

**Requested TAT:** **2 days;**
*Date Received:* **01/06/2026**
*Date Logged:* **01/06/2026**

| Lab ID | ClientSampID | Matrix | Collection Date | Hold | Requested Tests (See legend below) | | | | | | | | | | | |
|---|---|---|---|---|---|---|---|---|---|---|---|---|---|---|---|---|
| | | | | | 1 | 2 | 3 | 4 | 5 | 6 | 7 | 8 | 9 | 10 | 11 | 12 |
| 2601096-001 | SOUTH | Water | 1/1/2026 09:00 | ☐ | A | A | B | | | | | | | | | |

**Test Legend:**

| | | | | | | | |
|---|---|---|---|---|---|---|---|
| 1 | 8151_W | 2 | PRDisposal Fee | 3 | RSK175_CO2_W | 4 | |
| 5 | | 6 | | 7 | | 8 | |
| 9 | | 10 | | 11 | | 12 | |

**Prepared by: Agustina Venegas**

**Comments:**

NOTE: Soil samples are discarded 60 days after receipt unless other arrangements are made (Water samples are 30 days).
Hazardous samples will be returned to client or disposed of at client expense.

McCampbell Analytical, Inc.
"When Quality Counts"

1534 Willow Pass Road, Pittsburg, CA 94565-1701
Toll Free Telephone: (877) 252-9262 / Fax: (925) 252-9269
http://www.mccampbell.com / E-mail: main@mccampbell.com

# WORK ORDER SUMMARY

**Client Name:** ENTHALPY ANALYTICAL
**Client Contact:** David Tripp
**Contact's Email:** david.tripp@enthalpy.com

**Project:** EO-550068
**Comments:**

**Work Order:** 2601096
**QC Level:** LEVEL 2
**Date Logged:** 1/6/2026

☐ WaterTrax ☐ CLIP ☐ EDF ☑ Excel ☐ EQuIS ☑ Email ☐ HardCopy ☐ ThirdParty ☑ J-flag

| LabID | ClientSampID | Matrix | Test Name | Cont./ Comp. | Bottle & Preservative | U** | Head Space | Dry-Weight | Collection Date & Time | TAT | Test Due Date | Sediment Content | Hold | Sub Out |
|---|---|---|---|---|---|---|---|---|---|---|---|---|---|---|
| 001A | SOUTH | Water | E8151A (Chlorinated Herbicides) | 1 | 1LA Narrow Mouth, Unpres | ☐ | ☐ | ☐ | 1/1/2026 9:00 | 2 days | 1/8/2026 | Present | ☐ | ☐ |
| 001B | SOUTH | Water | RSK175 (CO2) | 2 | VOA, Unpres | ☐ | ☐ | ☐ | 1/1/2026 9:00 | 2 days | 1/8/2026 | Present | ☐ | ☐ |

**NOTES:** *** STLC and TCLP extractions require 2 days to complete; therefore, all TATs begin after the extraction is completed (i.e., One-day TAT yields results in 3 days from sample submission).**

**- ISM prep requires 5 to 10 days to complete; therefore, all TATs begin after the extraction is completed (i.e., One-day TAT yields results in 6 to 11 days from sample submission). Due date listed on WO summary will not accurately reflect the time needed for sample preparation.**

**- Organic extracts are held for 40 days before disposal; Inorganic extract are held for 30 days.**

**- MAI assumes that all material present in the provided sampling container is considered part of the sample - MAI does not exclude any material from the sample prior to sample preparation unless requested in writing by the client.**

**U** = An unpreserved container was received for a method that suggests a preservation in order to extend hold time for analysis.**

**Cont./Comp. = Containers /Composites**

**HOLD TIME RUSH**

26010946

ENTHALPY ANALYTICAL

931 West Barkley Ave
Orange, CA 92868
(714) 771-6900

Subcontract Laboratory:
McCampbell Analytical, Inc.
1534 Willow Pass Rd.
Pittsburg, CA 94565
ATTN: Quote ID: 252619
PO #: PO-079649

Enthalpy Order: EO-550068
PM: David Tripp
Email: david.tripp@enthalpy.com
CC: incomingreports@enthalpy.com
Phone: 657-581-4710

Results Due: Standard TAT (w/ HT RUSH)
Report Level: II
Report To: MDL
EDDs: Standard Excel EDD

Notes:

CHIQUITA Stormwater - Hold time rush please

| Sample ID | Collected | Lab ID | # Cont. | Matrix | Analysis Requested | Comment |
|---|---|---|---|---|---|---|
| SOUTH | 01-JAN-2026 09:00 | 550068-001 | 1 | Water | EPA 8151A Chlorinated Herbicides | |
| | | | 2 | Water | RSK-175 CO2 | HOLD TIME RUSH |

| Notes: | Relinquished By: | Received By: |
|---|---|---|
| | | |
| | Date: 1.5.26 14:40 | Date: 1/6/26 0944 |
| | | |
| | Date: | Date: |
| | | |
| | Date: | Date: |

0.2C WET IR39

1 of 1

FEDEX: 887647529148

McCampbell Analytical, Inc.
"When Quality Counts"

1534 Willow Pass Road, Pittsburg, CA 94565-1701
Toll Free Telephone: (877) 252-9262 / Fax: (925) 252-9269
http://www.mccampbell.com / E-mail: main@mccampbell.com

# Sample Receipt Checklist

| | | | |
|---|---|---|---|
| Client Name: | Enthalpy Analytical | Date and Time Received: | 1/6/2026 09:44 |
| Project: | EO-550068 | Date Logged: | 1/6/2026 |
| | | Received by: | Agustina Venegas |
| WorkOrder №: | 2601096 Matrix: Water | Logged by: | Agustina Venegas |
| Carrier: | FedEx | | |

## Chain of Custody (COC) Information

| | | | | | | |
|---|---|---|---|---|---|---|
| Chain of custody present? | Yes | ☑ | No | ☐ | | |
| Chain of custody signed when relinquished and received? | Yes | ☑ | No | ☐ | | |
| Chain of custody agrees with sample labels? | Yes | ☑ | No | ☐ | | |
| Sample IDs noted by Client on COC? | Yes | ☑ | No | ☐ | | |
| Date and Time of collection noted by Client on COC? | Yes | ☑ | No | ☐ | | |
| Sampler's name noted on COC? | Yes | ☐ | No | ☑ | | |
| COC agrees with Quote? | Yes | ☑ | No | ☐ | NA | ☐ |
| COC quote NOT expired? | Yes | ☐ | No | ☑ | NA | ☐ |

## Sample Receipt Information

| | | | | | | |
|---|---|---|---|---|---|---|
| Custody seals intact on shipping container/cooler? | Yes | ☐ | No | ☐ | NA | ☑ |
| Custody seals intact on sample bottles? | Yes | ☐ | No | ☐ | NA | ☑ |
| Shipping container/cooler in good condition? | Yes | ☑ | No | ☐ | | |
| Samples in proper containers/bottles? | Yes | ☑ | No | ☐ | | |
| Sample containers intact? | Yes | ☑ | No | ☐ | | |
| Sufficient sample volume for indicated test? | Yes | ☑ | No | ☐ | | |

## Sample Preservation and Hold Time (HT) Information

| | | | | | | |
|---|---|---|---|---|---|---|
| All samples received within holding time? | Yes | ☑ | No | ☐ | NA | ☐ |
| Samples Received on Ice? | Yes | ☑ | No | ☐ | | |
| (Ice Type: WET ICE ) | | | | | | |
| Sample/Temp Blank temperature | Temp: 0.2°C | | | | NA | ☐ |
| ZHS conditional analyses: VOA meets zero headspace requirement (VOCs, TPHg/BTEX, RSK)? | Yes | ☑ | No | ☐ | NA | ☐ |
| Sample labels checked for correct preservation? | Yes | ☑ | No | ☐ | | |
| pH acceptable upon receipt (Metal: <2)? | Yes | ☐ | No | ☐ | NA | ☑ |

UCMR Samples:

| | | | | | | |
|---|---|---|---|---|---|---|
| pH tested and acceptable upon receipt (200.7: ≤2; 533: 6 - 8; 537.1: 6 - 8)? | Yes | ☐ | No | ☐ | NA | ☑ |
| Free Chlorine tested and acceptable upon receipt (<0.1mg/L) [not applicable to 200.7]? | Yes | ☐ | No | ☐ | NA | ☑ |

Comments:

**Laboratory Job Number 550068**

**Subcontracted Products**

**Enthalpy - El Dorado Hills**

January 20, 2026

**Enthalpy Analytical - El Dorado Hills**
**Work Order No. 2601003**

Mr. David Tripp
Enthalpy Analytical
931 W. Barkley Avenue
Orange, CA 92868

Dear Mr. Tripp,

Enclosed are the results for the sample set received at Enthalpy Analytical - EDH on January 03, 2026 under your Project Name 'EO-550068'.

Enthalpy Analytical - EDH is committed to serving you effectively. If you require additional information, please contact me at 916-673-1520 or by email at mark.rein@enthalpy.com.

Thank you for choosing Enthalpy Analytical - EDH as part of your analytical support team.

Sincerely,



Mark Rein
Project Manager

*Enthalpy Analytical -EDH certifies that the report herein meets all the requirements set forth by NELAP for those applicable test methods. Results relate only to the samples as received by the laboratory. This report should not be reproduced except in full without the written approval of Enthalpy Analytical -EDH .*

**Enthalpy Analytical - EDH Work Order No. 2601003**
**Case Narrative**

**Sample Condition on Receipt:**

One water sample was received and stored securely in accordance with Enthalpy Analytical - EDH standard operating procedures and EPA methodology. The sample was received in good condition and within the method temperature requirements.

**Analytical Notes:**

**EPA Method 8290A**

The sample was extracted and analyzed for 2,3,7,8 TCDD by EPA Method 8290A using a ZB-DIOXIN GC column.

Holding Times

The method holding time criteria was met for this sample.

Quality Control

The Initial Calibration and Continuing Calibration Verifications met the method acceptance criteria.

A Method Blank and Ongoing Precision and Recovery (OPR) sample were extracted and analyzed with the preparation batch. No analytes were detected above the sample quantitation limits in the Method Blank. The OPR recoveries were within the method acceptance criteria.

Labeled standard recoveries for all QC and field samples were within method acceptance criteria.

TABLE OF CONTENTS


Case Narrative..... 1

Table of Contents..... 3

Sample Inventory..... 4

Analytical Results..... 5

Qualifiers..... 9

Certifications..... 10

Sample Receipt..... 11

# Sample Inventory Report

| Sample ID | Client Sample ID | Sampled | Received | Components/Containers |
|---|---|---|---|---|
| 2601003-01 | SOUTH | 01-Jan-26 09:00 | 03-Jan-26 09:19 | Amber Glass NM Bottle, 1L |

## ANALYTICAL RESULTS

## Sample ID: Method Blank

**EPA Method 8290A**

**Client Data**

Name: Enthalpy Analytical
Project: EO-550068
Matrix: Aqueous

**Laboratory Data**

Lab Sample: B26A139-BLK1
QC Batch: B26A139
Sample Size: 0.500 L
Date Extracted: 16-Jan-26
Column: ZB-DIOXIN

| Analyte | Conc. (pg/L) | MDL | RL | Qualifiers | Analyzed | Dilution |
|---|---|---|---|---|---|---|
| 2,3,7,8-TCDD | ND | 3.56 | 10.0 | | 17-Jan-26 18:55 | 1 |

| Labeled Standards | Type | % Recovery | Limits | Qualifiers | Analyzed | Dilution |
|---|---|---|---|---|---|---|
| 13C-2,3,7,8-TCDD | IS | 82.8 | 40 - 135 | | 17-Jan-26 18:55 | 1 |
| 37Cl-2,3,7,8-TCDD | CRS | 89.2 | 40 - 135 | | 17-Jan-26 18:55 | 1 |

MDL - Method Detection Limit
RL - Reporting limit

Results reported to MDL.

**Sample ID: OPR** **EPA Method 8290A**

**Client Data**

Name: Enthalpy Analytical
Project: EO-550068
Matrix: Aqueous

**Laboratory Data**

Lab Sample: B26A139-BS1
QC Batch: B26A139 Date Extracted: 16-Jan-26 03:19
Sample Size: 0.500 L Column: ZB-DIOXIN

| Analyte | Amt Found (pg/L) | Spike Amt | % Recovery | Limits | Qualifiers | Analyzed | Dilution |
|---|---|---|---|---|---|---|---|
| 2,3,7,8-TCDD | 355 | 400 | 88.9 | 70-130 | | 17-Jan-26 15:57 | 1 |
| **Labeled Standards** | **Type** | | **% Recovery** | **Limits** | **Qualifiers** | **Analyzed** | **Dilution** |
| 13C-2,3,7,8-TCDD | IS | | 75.4 | 40-135 | | 17-Jan-26 15:57 | 1 |
| 37Cl-2,3,7,8-TCDD | CRS | | 79.1 | 40-135 | | 17-Jan-26 15:57 | 1 |

## Sample ID: SOUTH

**EPA Method 8290A**

**Client Data**

Name: Enthalpy Analytical
Project: EO-550068
Matrix: Water
Date Collected: 01-Jan-26 09:00

**Laboratory Data**

Lab Sample: 2601003-01
QC Batch: B26A139
Sample Size: 0.502 L
Date Received: 03-Jan-26 09:19
Date Extracted: 16-Jan-26
Column: ZB-DIOXIN

| Analyte | Conc. (pg/L) | MDL | RL | Qualifiers | Analyzed | Dilution |
|---|---|---|---|---|---|---|
| 2,3,7,8-TCDD | ND | 3.55 | 9.97 | | 18-Jan-26 10:41 | 1 |

| Labeled Standards | Type | % Recovery | Limits | Qualifiers | Analyzed | Dilution |
|---|---|---|---|---|---|---|
| 13C-2,3,7,8-TCDD | IS | 64.2 | 40 - 135 | | 18-Jan-26 10:41 | 1 |
| 37Cl-2,3,7,8-TCDD | CRS | 89.0 | 40 - 135 | | 18-Jan-26 10:41 | 1 |

MDL - Method Detection Limit
RL - Reporting limit

Results reported to MDL.

# DATA QUALIFIERS & ABBREVIATIONS

| | |
|---|---|
| B | Compound was also detected in the method blank |
| Conc. | Concentration |
| CRS | Cleanup Recovery Standard |
| D | Dilution |
| DL | Detection Limit |
| E | Concentration exceeded the calibration range |
| EDL | Estimated Detection Limit |
| EMPC | Estimated Maximum Possible Concentration |
| H | Recovery and/or RPD was outside laboratory acceptance limits |
| I | Chemical Interference |
| IS | Internal Standard |
| J | Estimated Concentration below the Reporting Limit/LOQ |
| LOD | Limit of Detection |
| LOQ | Limit of Quantitation |
| MDL | Method Detection Limit |
| NA | Not Applicable |
| ND | Not Detected |
| OPR | Ongoing Precision and Recovery sample |
| P | Concentration may include contribution from chlorinated diphenyl ether(s). |
| Q | Ion transition ratio is outside of the acceptance criteria. |
| RL | Reporting Limit (MRL) |
| TEQ | Toxic Equivalency, sum of the toxic equivalency factors (TEF) multiplied by the sample concentrations. |
| TEQMax | TEQ calculated using the detection limit as the concentration for non-detects |
| TEQMin | TEQ calculated using zero as the concentration for non-detects |
| TEQRisk | TEQ calculated using ½ the detection limit as the concentration for non-detects |
| U | Not Detected (specific projects only) |
| * | See Cover Letter |

Unless otherwise noted, solid sample results are reported in dry weight. Tissue samples are reported in wet weight.

**Enthalpy Analytical - EDH Certifications**

| Accrediting Authority | Certificate Number |
|---|---|
| Alaska Department of Environmental Conservation | 17-013 |
| Arkansas Department of Environmental Quality | 21-023-0 |
| California Department of Health – ELAP | 2892 |
| DoD ELAP - A2LA Accredited - ISO/IEC 17025 | 3091.01 |
| Florida Department of Health | E87777 |
| Hawaii Department of Health | N/A |
| Louisiana Department of Environmental Quality | 01977 |
| Maine Department of Health | 2020018 |
| Michigan Department of Environmental Quality | 9932 |
| Minnesota Department of Health | 2211390 |
| Nevada Division of Environmental Protection | CA00413 |
| New Hampshire Environmental Accreditation Program | 207721 |
| New Jersey Department of Environmental Protection | CA003 |
| New York Department of Health | 11411 |
| Ohio Environmental Protection Agency | 87778 |
| Oregon Laboratory Accreditation Program | 4042-021 |
| Texas Commission on Environmental Quality | T104704189-22-13 |
| Vermont Department of Health | VT-4042 |
| Virginia Department of General Services | 11276 |
| Washington Department of Ecology | C584 |
| Wisconsin Department of Natural Resources | 998036160 |

*Current certificates and lists of licensed parameters can be found at Enthalpy.com/Resources/Accreditations.*

ENTHALPY ANALYTICAL

931 West Barkley Ave
Orange, CA 92868
(714) 771-6900

Subcontract Laboratory:
Enthalpy - El Dorado Hills
1104 Windfield Way
El Dorado Hills, CA 95762
ATTN: Mark Rein
PO #: Required, to be sent via email

Enthalpy Order: EO-550068
PM: David Tripp
Email: david.tripp@enthalpy.com
CC: incomingreports@enthalpy.com
Phone: 657-581-4710

Results Due: Standard TAT (15wd TAT)
Report Level: II
Report To: MDL
EDDs: BLDR:Enthalpy (the normal EDD you send to Orange)

~~XAD~~ 1/3/26
~~250~~ 2601003 1.7 C

Notes:
CHIQUITA Stormwater - please strive for 15wd TAT if at all possible. No decanting, unless specifically requested. We'll notify ASAP if that ever changes.

| Sample ID | Collected | Lab ID | # Cont. | Matrix | Analysis Requested | Comment |
|---|---|---|---|---|---|---|
| SOUTH | 01-JAN-2026 09:00 | 550068-001 | 1 | Water | EPA 8290 - 2,3,7,8-TCDD Only | |

| Notes: | Relinquished By: | Received By: |
|---|---|---|
| | | |
| | Date: 1/2/26 14:41 | Date: 01/03/26 09:19 |
| | | |
| | Date: | Date: |
| | | |
| | Date: | Date: |

# CoC/Label Reconciliation Report WO# 2601003

| LabNumber | CoC Sample ID | | SampleAlias | Sample Date/Time | | Container | BaseMatrix | Sample Comments |
|---|---|---|---|---|---|---|---|---|
| 2601003-01 | A SOUTH | ☑ (A) | 550068-001 | 01-Jan-26 09:00 | ☑ | Amber Glass NM Bottle, 1L | Aqueous | |

Checkmarks indicate that information on the COC reconciled with the sample label.
Any discrepancies are noted in the following columns.

| CONDITION | Yes | No | NA |
|---|---|---|---|
| Sample Container Intact? | ✓ | | |
| Sample Container(s) Custody Seals Intact? | | | ✓ |
| Custody Seals On Cooler Intact? | | | ✓ |
| Adequate Sample Volume? | ✓ | | |
| Container Type Appropriate for Analysis(es)? | ✓ | | |

Comments:
(A)= NO Back up volume.

Preservation Documented: Na2S2O3 Trizma NH4CH3CO2 (None) Other

Verifed by/Date: XAO 1/3/26

Enthalpy Analytical
931 West Barkley Ave
Orange, CA 92868
(714) 771-6900

enthalpy.com

Lab Job Number : 551403
Report Level : II
Report Date : 02/04/2026

**Analytical Report** *prepared for:*

Matt Breuer
Waste Connections
Chiquita Canyon Landfill
29201 Henry Mayo Drive
Castaic, CA 91384

Project: CCLF STORMWATER - Chiquita Canyon Stormwater

*Authorized for release by:*



David Tripp, Project Manager
657-581-4710
david.tripp@enthalpy.com

This data package has been reviewed for technical correctness and completeness. Release of this data has been authorized by the Laboratory Manager or the Manager's designee, as verified by the above signature which applies to this PDF file as well as any associated electronic data deliverable files. The results contained in this report meet all requirements of NELAP and pertain only to those samples which were submitted for analysis. This report may be reproduced only in its entirety.

CA ELAP# 1338, CA ELAP #1338-S1, NELAP# 4038, SCAQMD LAP# 18LA0518, LACSD ID# 10105, ORELAP# 4197

ENTHALPY ANALYTICAL

# Sample Summary

| | | |
|---|---|---|
| Matt Breuer<br>Waste Connections<br>Chiquita Canyon Landfill<br>29201 Henry Mayo Drive<br>Castaic, CA 91384 | Lab Job #:<br>Project No:<br>Location:<br>Date Received: | 551403<br>CCLF STORMWATER<br>Chiquita Canyon Stormwater<br>01/22/26 |

| Sample ID | Lab ID | Collected | Matrix |
|---|---|---|---|
| SOUTH BASIN - EASTERN INLET | 551403-001 | 01/22/26 08:30 | Water |

# Case Narrative

| | |
|---|---|
| Waste Connections<br>Chiquita Canyon Landfill<br>29201 Henry Mayo Drive<br>Castaic, CA 91384<br>Matt Breuer | Lab Job Number: 551403<br>Project No: CCLF STORMWATER<br>Location: Chiquita Canyon Stormwater<br>Date Received: 01/22/26 |

This data package contains sample and QC results for one water sample, requested for the above referenced project on 01/22/26. The sample was received in good condition.

**Volatile Organics by GC/MS (EPA 8260B):**

- SOUTH BASIN - EASTERN INLET (lab # 551403-001) had pH greater than 2.
- No other analytical problems were encountered.

**Semivolatile Organics by GC/MS (EPA 8270C):**

- SOUTH BASIN - EASTERN INLET (lab # 551403-001) was diluted due to the dark and viscous nature of the sample extract.
- No other analytical problems were encountered.

**Semivolatile Organics by GC/MS (EPA 625.1):**

- Low surrogate recovery was observed for 2-fluorobiphenyl in SOUTH BASIN - EASTERN INLET (lab # 551403-001).
- Low surrogate recovery was observed for terphenyl-d14 in SOUTH BASIN - EASTERN INLET (lab # 551403-001).
- SOUTH BASIN - EASTERN INLET (lab # 551403-001) was diluted due to the dark and viscous nature of the sample extract.
- No other analytical problems were encountered.

**Semivolatile Organics by GC/MS SIM (EPA 8270C-SIM):**
No analytical problems were encountered.

**Pesticides (EPA 8081A):**

- SOUTH BASIN - EASTERN INLET (lab # 551403-001) was diluted due to the color of the sample extract.
- No other analytical problems were encountered.

**Total Organic Carbon by IR (SM 5310B):**
No analytical problems were encountered.

**PCBs (EPA 8082):**

- SOUTH BASIN - EASTERN INLET (lab # 551403-001) was treated with sulfuric acid to reduce analytical interferences or due to the presence of color.
- No other analytical problems were encountered.

**Metals (EPA 200.7, EPA 200.8, and EPA 245.1):**
No analytical problems were encountered.

**Ion Chromatography (EPA 300.0):**

- High response was observed for fluoride in the CCV analyzed 01/22/26 20:41; affected data was qualified with "b".
- High recoveries were observed for a number of analytes in the MS for batch 393277; the parent sample was not a project sample. High RPD was observed for sulfate in the MS/MSD for batch 393277.
- No other analytical problems were encountered.

**Conductivity (SM2510B):**
No analytical problems were encountered.

**Total Oil & Grease (HEM) (EPA 1664A):**

- Matrix spikes were not performed for this analysis due to insufficient sample volume.
- No analytical problems were encountered.

**Total Phenolics (EPA 420.1):**
No analytical problems were encountered.

**Alkalinity (SM2320B):**
No analytical problems were encountered.

**Sulfide (SM 4500-S2-D):**
No analytical problems were encountered.

**Total Dissolved Solids (TDS) (SM2540C):**
No analytical problems were encountered.

**Total Suspended Solids (TSS) (SM2540D):**
No analytical problems were encountered.

**Chemical Oxygen Demand (SM5220D):**
No analytical problems were encountered.

**Biochemical Oxygen Demand (SM5210B):**
No analytical problems were encountered.

**Turbidity (SM2130B):**
No analytical problems were encountered.

**Cyanide - Semi-Automated Method (SM 4500-CN-E and SM 4500-CN-E):**
No analytical problems were encountered.

**Coliform - 9221 Tests (SM 9221B and SM 9221F):**
No analytical problems were encountered.

**Ammonia and TKN- Semi-Automated Method (SM 4500-NH3-G):**
No analytical problems were encountered.

**Organophosphorus Pesticides (EPA 8141A):**
Pace Laboratories in Bakersfield, CA performed the analysis (see sublab report section for certifications). Please see the Pace Laboratories case narrative.

**8151A Chlorinated Herbicides (EPA 8151A):**
McCampbell Analytical, Inc. in Pittsburg, CA performed the analysis (NELAP certified). Please see the McCampbell Analytical, Inc. case narrative.

**RSK-175 CO2 (RSK-175):**
McCampbell Analytical, Inc. in Pittsburg, CA performed the analysis (see sublab report section for certifications). Please see the McCampbell Analytical, Inc. case narrative.

**Dioxins & Furans (EPA 8290):**
Enthalpy - El Dorado Hills in El Dorado Hills, CA performed the analysis (see sublab report section for certifications). Please see the Enthalpy - El Dorado Hills case narrative.

# ENTHALPY ANALYTICAL

## Chain of Custody Record

Lab No: 551403

Page: 1 of 3

**Turn Around Time (rush by advanced notice only)**

| Standard: | | 5 Day: | | 3 Day: | |
|---|---|---|---|---|---|
| 2 Day: | | 1 Day: | X | Custom TAT: | |


**Enthalpy Analytical - Orange**

931 W. Barkley Avenue, Orange, CA 92868

Phone 714-771-6900


**Matrix:** A = Air S = Soil/Solid W = Water DW = Drinking Wate SD = Sediment PP = Pure Product SEA = Sea Water SW = Swab T = Tissue WP = Wipe O = Other

**Preservatives:** 1 = $Na_2S_2O_3$ 2 = HCl 3 = $HNO_3$ 4 = $H_2SO_4$ 5 = NaOH 6 = Other

**Sample Receipt Temp:** IR10 4.9/5.1 4.7/1.9 (lab use only)

| CUSTOMER INFORMATION | | PROJECT INFORMATION | |
|---|---|---|---|
| Company: | Chiquita Canyon, LLC | Name: | Stormwater Outlet |
| Report To: | Matt Breuer | Number: | |
| Email: | matthew.breuer@wasteconnection | P.O. #: | |
| Address: | 29201 Henry Mayo Drive | Address: | 29201 Henry Mayo Drive |
| | Castaic, CA 91384 | | Castaic, CA 91384 |
| Phone: | 682-559-3880 | Global ID: | |
| Fax: | | Sampled By: | CH, GA |

| | Sample ID | Sampling Date | Sampling Time | Matrix | Container No. / Size | Pres. | 200.7/200.8 Metals (see comments) | 245.1 Mercury | 4500-CN-E Cyanide | 8081 Pesticides / 8082 PCBs | 8141 Organophosphorous Pesticides | 8151 Herbicides | 8260 VOCs | 8260 Acrolein/Acrylonitrile | 8270C | 8290 2,3,7,8-TCDD | Test Instructions / Comments |
|---|---|---|---|---|---|---|---|---|---|---|---|---|---|---|---|---|---|
| 1 | South Basin - Eastern Inlet | 01/22/26 | 0830 | W | 31 | 1,2,4,6 | X | X | X | X | X | X | X | X | X | X | Temp: 14.1°C, pH 9.33 |
| 2 | | | | | | | | | | | | | | | | | |
| 3 | | | | | | | | | | | | | | | | | |
| 4 | | | | | | | | | | | | | | | | | |
| 5 | | | | | | | | | | | | | | | | | |
| 6 | | | | | | | | | | | | | | | | | |
| 7 | | | | | | | | | | | | | | | | | |
| 8 | | | | | | | | | | | | | | | | | |
| 9 | | | | | | | | | | | | | | | | | |
| 10 | | | | | | | | | | | | | | | | | |

**Test Instructions / Comments**

200.8 - Ag, As, B, Ba, Be, Cd, Co, Cr, Cu, Ni, Mn, Pb, Sb, Se, Sn, Tl, V, Zn
200.7 - Fe, Ca, K, Mg, Na

Additional email recipients:
matt.breuer@wasteconnections.com
stormwater@wasteconnections.com
tmb@swteng.com
aav@swteng.com

Direct invoices to:
Maribel Bolanos
(661) 257-3665

Login 551403

| | Signature | Print Name | Company / Title | Date / Time |
|---|---|---|---|---|
| 1 Relinquished By: | | Caleb Hercyk | CTEH | 1/22/2026 1211 |
| 1 Received By: | | JKR | EA | 1/22/26 1211 |
| 2 Relinquished By: | | | | |
| 2 Received By: | | | | |
| 3 Relinquished By: | | | | |
| 3 Received By: | | | | |

# ENTHALPY ANALYTICAL

## Chain of Custody Record

Lab No:

Page: 2 of 3

**Turn Around Time (rush by advanced notice only)**

| Standard: | | 5 Day: | | 3 Day: | |
|---|---|---|---|---|---|
| 2 Day: | | 1 Day: | X | Custom TAT: | |


**Enthalpy Analytical - Orange**

931 W. Barkley Avenue, Orange, CA 92868

Phone 714-771-6900


**Matrix:** A = Air S = Soil/Solid W = Water DW = Drinking Wate SD = Sediment PP = Pure Product SEA = Sea Water SW = Swab T = Tissue WP = Wipe O = Other

**Preservatives:** 1 = $Na_2S_2O_3$ 2 = HCl 3 = $HNO_3$ 4 = $H_2SO_4$ 5 = NaOH 6 = Other

**Sample Receipt Temp:** (lab use only)

| CUSTOMER INFORMATION | | PROJECT INFORMATION | |
|---|---|---|---|
| Company: | Chiquita Canyon, LLC | Name: | Stormwater Outlet |
| Report To: | Kate Logan | Number: | |
| Email: | kate.logan@wasteconnections.com | P.O. #: | |
| Address: | 29201 Henry Mayo Drive | Address: | 29201 Henry Mayo Drive |
| | Castaic, CA 91384 | | Castaic, CA 91384 |
| Phone: | 682-559-3880 | Global ID: | |
| Fax: | | Sampled By: | MT, CH |

| | Sample ID | Sampling Date | Sampling Time | Matrix | Container No. / Size | Pres. | SM4500-S2-D Total Sulfide | 420.1 Total Phenolics | 1664A Oil and Grease | 9221B Tota Coliform | 9221F E. Coli | 300.0 Cl, Br, Fl, NO3, NO2, SO4 | 2540D TSS | 5310B TOC | 8270 SIM 1,4-Dioxane | SM2320B Alkalinity | Test Instructions / Comments |
|---|---|---|---|---|---|---|---|---|---|---|---|---|---|---|---|---|---|
| 1 | South Basin - Eastern Inlet | 01/22/26 | 0830 | W | 31 | 1,2,4,6 | X | X | X | X | X | X | X | X | X | X | Temp: 14.1°C, pH 9.33 |
| 2 | | | | | | | | | | | | | | | | | |
| 3 | | | | | | | | | | | | | | | | | |
| 4 | | | | | | | | | | | | | | | | | |
| 5 | | | | | | | | | | | | | | | | | |
| 6 | | | | | | | | | | | | | | | | | |
| 7 | | | | | | | | | | | | | | | | | |
| 8 | | | | | | | | | | | | | | | | | |
| 9 | | | | | | | | | | | | | | | | | |
| 10 | | | | | | | | | | | | | | | | | |

**Analysis Request**

**Test Instructions / Comments**

**Additional email recipients:**
**matt.breuer@wasteconnections.com**
**stormwater@wasteconnections.com**
**tmb@swteng.com**
**aav@swteng.com**

**Direct invoices to:**
**Maribel Bolanos**
**(661) 257-3665**

| | Signature | Print Name | Company / Title | Date / Time |
|---|---|---|---|---|
| [1] Relinquished By: | | Caleb Hercyk | CTEH | 1/22/2026 1211 |
| [1] Received By: | | JXR | EA | 1/22/26 1211 |
| [2] Relinquished By: | | | | |
| [2] Received By: | | | | |
| [3] Relinquished By: | | | | |
| [3] Received By: | | | | |

ENTHALPY ANALYTICAL

**Enthalpy Analytical - Orange**
931 W. Barkley Avenue, Orange, CA 92868
Phone 714-771-6900

| Chain of Custody Record | | | | Turn Around Time (rush by advanced notice only) | | | | | |
|---|---|---|---|---|---|---|---|---|---|
| Lab No: | | | | Standard: | | 5 Day: | | 3 Day: | |
| Page: | 3 | of | 3 | 2 Day: | | 1 Day: | X | Custom TAT: | |

Matrix: A = Air S = Soil/Solid
W = Water DW = Drinking Wate SD = Sediment
PP = Pure Product SEA = Sea Water
SW = Swab T = Tissue WP = Wipe O = Other

Preservatives:
1 = $Na_2S_2O_3$ 2 = HCl 3 = $HNO_3$
4 = $H_2SO_4$ 5 = NaOH 6 = Other

Sample Receipt Temp:
(lab use only)

| CUSTOMER INFORMATION | | PROJECT INFORMATION | |
|---|---|---|---|
| Company: | Chiquita Canyon, LLC | Name: | Stormwater Outlet |
| Report To: | Kate Logan | Number: | |
| Email: | kate.logan@wasteconnections.com | P.O. #: | |
| Address: | 29201 Henry Mayo Drive | Address: | 29201 Henry Mayo Drive |
| | Castaic, CA 91384 | | Castaic, CA 91384 |
| Phone: | 682-559-3880 | Global ID: | |
| Fax: | | Sampled By: | MT, CH |

**Analysis Request**

| | Sample ID | Sampling Date | Sampling Time | Matrix | Container No. / Size | Pres. | SM5220D Chemical Oxygen Demand | SM2510B Specific Conductance | RSK-175 Carbon Dioxide | 2540E TDS | SM2130B Turbidity | 350.1 Ammonia | 625.1 - See Comments | 625.1 Alpha-Terpineol | SM5210B BOD | | Test Instructions / Comments |
|---|---|---|---|---|---|---|---|---|---|---|---|---|---|---|---|---|---|
| 1 | South Basin - Eastern Inlet | 01/22/26 | 0830 | W | 31 | 1,2,4,6 | X | X | X | X | X | X | X | X | X | | Temp: 14.1°C, pH 9.33 |
| 2 | | | | | | | | | | | | | | | | | |
| 3 | | | | | | | | | | | | | | | | | |
| 4 | | | | | | | | | | | | | | | | | |
| 5 | | | | | | | | | | | | | | | | | |
| 6 | | | | | | | | | | | | | | | | | |
| 7 | | | | | | | | | | | | | | | | | |
| 8 | | | | | | | | | | | | | | | | | |
| 9 | | | | | | | | | | | | | | | | | |
| 10 | | | | | | | | | | | | | | | | | |

**Test Instructions / Comments**

**625.1 - Benzoic Acid, Pyridine, Phenol, 2-methylphenol, 3,4-methylphenol, Cresol, Naphthalene, alpha-terpineol**

**Additional email recipients:**
**matt.breuer@wasteconnections.com**
**stormwater@wasteconnections.com**
**tmb@swteng.com**
**aav@swteng.com**

**Direct invoices to:**
**Maribel Bolanos**
**(661) 257-3665**

| | Signature | Print Name | Company / Title | Date / Time |
|---|---|---|---|---|
| 1 Relinquished By: | [signature] | Caleb Hercyk | CTEH | 1/22/2026 1211 |
| 1 Received By: | [signature] | [illegible] | EA | 1/22/26 1211 |
| 2 Relinquished By: | | | | |
| 2 Received By: | | | | |
| 3 Relinquished By: | | | | |
| 3 Received By: | | | | |

# SAMPLE RECEIPT CHECKLIST

**Section 1: General Info**

Date Received: 01/22/26 WO# 551403 Client: Waste Connections

**Section 2: Shipping / Custody** **Are custody seals present?** ☐ Yes ☒ No

Custody seals intact on arrival? ■ N/A ☐ Yes ☐ No ☐ On cooler / box ☐ On samples

☐ Courier ■ Walk-In ☐ Field Sampling ☐ Shipping Info: _____

**Section 3a: Condition / Packaging** ☐ **Outside 0.0 - 6.0°C (0.0 - 10.0°C for microbiology) (PM notified)**

Date Opened 01/22/26 By (initials) JXR Type of ice used: ■ Wet ☐ Blue/Gel ☐ None

☐ Samples received on ice directly from the field; cooling process had begun. (if checked, skip temperatures)

☐ Sample matrix doesn't require cooling (e.g. air, bulk PCB). (if checked, skip temperatures)

If no cooler: Observed/Adjusted Temp (°C): _____ / _____ Thermometer/IR Gun: IR10 CF: +0.2

Cooler Temp (°C) #1: 4.9 / 5.1 #2: 1.7 / 1.9 #3: ____/____ #4: ____/____ #5: ____/____ #6: ____/____

**Section 3b: Microbiology Samples** ■ **No microbiology samples submitted (skip 3b)**

☐ Within temp range 0.0 - 10.0°C or received on ice directly from field.

☐ Adequate headspace for microbiology analysis.

**Section 3c: Air Samples** ■ **No air samples submitted (skip 3c)**

☐ 1.4L Canisters ☐ 6L Canisters ☐ Tedlar Bags ☐ MCE Cassettes ☐ Sorbent Tubes ☐ Other _____

| **Section 4: Containers / Labels / Samples** | YES | NO | N/A |
|---|---|---|---|
| 1) Were custody papers present, filled properly, and legible? | x | | |
| 2) Is the sampler's name present on the CoC? | x | | |
| 3) Were containers received in good condition (unbroken / unopened / uncompromised)? | x | | |
| 4) Were the samples bagged? (required for microbiology samples; recommended for soil samples) | x | | |
| 5) Were all of, and only, the correct samples received? | x | | |
| 6) Are sample labels present, legible, and in agreement with the CoC? | x | | |
| 7) Does the container count match the CoC? | x | | |
| 8) Was sufficient sample volume / mass received for the analyses requested? | x | | |
| 9) Were samples received in proper containers for the analyses requested? | x | | |
| 10) Were samples received with > 1/2 holding time remaining? | x | | |
| 11) Are samples properly preserved as indicated by CoC / labels? | x | | |
| 12) Unpreserved VOAs received - If necessary, was the hold time changed in LIMS? | | | x |
| 13) Are VOA vials free from headspace/bubbles > 6mm? | x | | |

**Section 5: Explanations / Comments**

(If no comments are made, then no discrepancies noted.)

☐ **No additional discrepancies**

**Date Logged** 01/22/26 **By (print)** FPD **(sign)** _____

**Date Labeled** 01/22/26 **By (print)** AGR **(sign)** AGR

ENTHALPY ANALYTICAL

# Analysis Results for 551403

Matt Breuer
Waste Connections
Chiquita Canyon Landfill
29201 Henry Mayo Drive
Castaic, CA 91384

Lab Job #: 551403
Project No: CCLF STORMWATER
Location: Chiquita Canyon Stormwater
Date Received: 01/22/26

**Sample ID:** SOUTH BASIN - EASTERN INLET | **Lab ID:** 551403-001 | **Matrix:** Water | **Collected:** 01/22/26 08:30

| 551403-001 Analyte | Result | Qual | Units | RL | MDL | DF | Batch | Prepared | Analyzed | Chemist |
|---|---|---|---|---|---|---|---|---|---|---|
| Method: EPA 1664A<br>Prep Method: METHOD | | | | | | | | | | |
| Total Oil and Grease | **4.8** | J | mg/L | 5.1 | 0.98 | 1 | 393539 | 01/26/26 | 01/27/26 | TTL |
| Method: EPA 200.7<br>Prep Method: EPA 3015A | | | | | | | | | | |
| Calcium | **150** | | mg/L | 0.10 | 0.0095 | 1 | 393408 | 01/23/26 | 01/23/26 | CAP |
| Iron | **13** | | mg/L | 0.050 | 0.017 | 1 | 393408 | 01/23/26 | 01/23/26 | CAP |
| Magnesium | **23** | | mg/L | 0.10 | 0.017 | 1 | 393408 | 01/23/26 | 01/23/26 | CAP |
| Potassium | **18** | | mg/L | 0.50 | 0.20 | 1 | 393408 | 01/23/26 | 01/23/26 | CAP |
| Sodium | **120** | | mg/L | 0.50 | 0.017 | 1 | 393408 | 01/23/26 | 01/23/26 | CAP |
| Method: EPA 200.8<br>Prep Method: EPA 3015A | | | | | | | | | | |
| Antimony | **2.4** | | ug/L | 2.0 | 1.3 | 1 | 393312 | 01/22/26 | 01/22/26 | DXC |
| Arsenic | **12** | | ug/L | 2.0 | 0.30 | 1 | 393312 | 01/22/26 | 01/22/26 | DXC |
| Barium | **240** | | ug/L | 5.0 | 0.44 | 1 | 393312 | 01/22/26 | 01/22/26 | DXC |
| Beryllium | **0.60** | J | ug/L | 1.0 | 0.060 | 1 | 393312 | 01/22/26 | 01/23/26 | DXC |
| Boron | **240** | | ug/L | 100 | 77 | 10 | 393312 | 01/22/26 | 01/22/26 | DXC |
| Cadmium | **0.27** | J | ug/L | 1.0 | 0.21 | 1 | 393312 | 01/22/26 | 01/22/26 | DXC |
| Chromium | **27** | | ug/L | 5.0 | 0.43 | 1 | 393312 | 01/22/26 | 01/23/26 | DXC |
| Cobalt | **11** | | ug/L | 1.0 | 0.090 | 1 | 393312 | 01/22/26 | 01/23/26 | DXC |
| Copper | **37** | | ug/L | 3.0 | 0.96 | 1 | 393312 | 01/22/26 | 01/23/26 | DXC |
| Lead | **16** | | ug/L | 5.0 | 0.23 | 1 | 393312 | 01/22/26 | 01/22/26 | DXC |
| Manganese | **400** | | ug/L | 10 | 3.8 | 1 | 393312 | 01/22/26 | 01/23/26 | DXC |
| Nickel | **23** | | ug/L | 5.0 | 1.3 | 1 | 393312 | 01/22/26 | 01/23/26 | DXC |
| Selenium | ND | | ug/L | 10 | 5.0 | 1 | 393312 | 01/22/26 | 01/22/26 | DXC |
| Silver | ND | | ug/L | 5.0 | 0.37 | 1 | 393312 | 01/22/26 | 01/22/26 | DXC |
| Thallium | **0.20** | J | ug/L | 1.0 | 0.14 | 1 | 393312 | 01/22/26 | 01/22/26 | DXC |
| Tin | ND | | ug/L | 5.0 | 1.5 | 1 | 393312 | 01/22/26 | 01/22/26 | DXC |
| Vanadium | **50** | | ug/L | 5.0 | 0.36 | 1 | 393312 | 01/22/26 | 01/23/26 | DXC |
| Zinc | **130** | | ug/L | 10 | 7.6 | 1 | 393312 | 01/22/26 | 01/22/26 | DXC |
| Method: EPA 245.1<br>Prep Method: EPA 245.1 | | | | | | | | | | |
| Mercury | **0.075** | J | ug/L | 0.40 | 0.032 | 1 | 393365 | 01/23/26 | 01/23/26 | MLL |
| Method: EPA 300.0<br>Prep Method: METHOD | | | | | | | | | | |
| Fluoride | **0.40** | | mg/L | 0.20 | 0.083 | 1 | 394213 | 02/02/26 13:10 | 02/02/26 13:52 | AJL |
| Chloride | **110** | | mg/L | 1.0 | 0.27 | 1 | 393277 | 01/22/26 13:20 | 01/23/26 03:14 | KUM |
| Nitrogen, Nitrite | **0.38** | | mg/L | 0.10 | 0.02 | 1 | 393277 | 01/22/26 13:20 | 01/23/26 03:14 | KUM |



Results for any subcontracted analyses are not included in this section.

ENTHALPY ANALYTICAL

# Analysis Results for 551403

| 551403-001 Analyte | Result | Qual | Units | RL | MDL | DF | Batch | Prepared | Analyzed | Chemist |
|---|---|---|---|---|---|---|---|---|---|---|
| Bromide | **0.31** | | mg/L | 0.30 | 0.060 | 1 | 393277 | 01/22/26 13:20 | 01/23/26 03:14 | KUM |
| Nitrogen, Nitrate | **3.3** | | mg/L | 0.10 | 0.05 | 1 | 393277 | 01/22/26 13:20 | 01/23/26 03:14 | KUM |
| Sulfate | **350** | | mg/L | 10 | 1.8 | 10 | 393277 | 01/22/26 13:20 | 01/23/26 03:32 | KUM |
| Method: EPA 350.1<br>Prep Method: METHOD | | | | | | | | | | |
| Ammonia-N | **0.95** | | mg/L | 0.10 | 0.068 | 1 | 393523 | 01/26/26 | 01/26/26 | JAK |
| Method: EPA 420.1<br>Prep Method: METHOD | | | | | | | | | | |
| Total Phenolics | **0.051** | | mg/L | 0.010 | 0.0056 | 1 | 393643 | 01/27/26 | 01/27/26 | LVL |
| Method: EPA 625.1<br>Prep Method: EPA 3510C | | | | | | | | | | |
| Pyridine | ND | | ug/L | 19 | 5.4 | 1.9 | 393303 | 01/22/26 | 01/25/26 | ZFA |
| Phenol | ND | | ug/L | 19 | 4.1 | 1.9 | 393303 | 01/22/26 | 01/25/26 | ZFA |
| 2-Methylphenol | ND | | ug/L | 19 | 6.3 | 1.9 | 393303 | 01/22/26 | 01/25/26 | ZFA |
| 3-,4-Methylphenol | ND | | ug/L | 19 | 5.8 | 1.9 | 393303 | 01/22/26 | 01/25/26 | ZFA |
| Benzoic acid | **39** | J | ug/L | 97 | 21 | 1.9 | 393303 | 01/22/26 | 01/25/26 | ZFA |
| Naphthalene | ND | | ug/L | 19 | 6.9 | 1.9 | 393303 | 01/22/26 | 01/25/26 | ZFA |
| Cresol | ND | | ug/L | 19 | | 1.9 | 393303 | 01/22/26 | 01/25/26 | ZFA |
| a-Terpineol | ND | | ug/L | 9.7 | 2.0 | 0.97 | 393303 | 01/22/26 | 01/24/26 | ZFA |
| Method: EPA 8081A<br>Prep Method: EPA 3510C | | | | | | | | | | |
| alpha-BHC | ND | | ug/L | 0.1 | 0.03 | 2 | 393289 | 01/22/26 | 01/27/26 | KLR |
| beta-BHC | ND | | ug/L | 0.1 | 0.03 | 2 | 393289 | 01/22/26 | 01/27/26 | KLR |
| gamma-BHC | ND | | ug/L | 0.1 | 0.02 | 2 | 393289 | 01/22/26 | 01/27/26 | KLR |
| delta-BHC | ND | | ug/L | 0.1 | 0.03 | 2 | 393289 | 01/22/26 | 01/27/26 | KLR |
| Heptachlor | ND | | ug/L | 0.1 | 0.02 | 2 | 393289 | 01/22/26 | 01/27/26 | KLR |
| Aldrin | ND | | ug/L | 0.1 | 0.03 | 2 | 393289 | 01/22/26 | 01/27/26 | KLR |
| Heptachlor epoxide | ND | | ug/L | 0.1 | 0.03 | 2 | 393289 | 01/22/26 | 01/27/26 | KLR |
| Endosulfan I | ND | | ug/L | 0.1 | 0.02 | 2 | 393289 | 01/22/26 | 01/27/26 | KLR |
| Dieldrin | **0.1** | C,J | ug/L | 0.2 | 0.02 | 2 | 393289 | 01/22/26 | 01/27/26 | KLR |
| 4,4'-DDE | ND | | ug/L | 0.2 | 0.03 | 2 | 393289 | 01/22/26 | 01/27/26 | KLR |
| Endrin | ND | | ug/L | 0.2 | 0.03 | 2 | 393289 | 01/22/26 | 01/27/26 | KLR |
| Endosulfan II | ND | | ug/L | 0.2 | 0.04 | 2 | 393289 | 01/22/26 | 01/27/26 | KLR |
| Endosulfan sulfate | ND | | ug/L | 0.2 | 0.04 | 2 | 393289 | 01/22/26 | 01/27/26 | KLR |
| 4,4'-DDD | ND | | ug/L | 0.2 | 0.03 | 2 | 393289 | 01/22/26 | 01/27/26 | KLR |
| Endrin aldehyde | ND | | ug/L | 0.2 | 0.06 | 2 | 393289 | 01/22/26 | 01/27/26 | KLR |
| Endrin ketone | ND | | ug/L | 0.2 | 0.05 | 2 | 393289 | 01/22/26 | 01/27/26 | KLR |
| 4,4'-DDT | ND | | ug/L | 0.2 | 0.2 | 2 | 393289 | 01/22/26 | 01/27/26 | KLR |
| Methoxychlor | ND | | ug/L | 0.2 | 0.07 | 2 | 393289 | 01/22/26 | 01/27/26 | KLR |
| Toxaphene | ND | | ug/L | 3.9 | 1.2 | 2 | 393289 | 01/22/26 | 01/27/26 | KLR |
| Chlordane (Technical) | ND | | ug/L | 2.0 | 0.4 | 2 | 393289 | 01/22/26 | 01/27/26 | KLR |
| **Surrogates** | | | | **Limits** | | | | | | |
| TCMX | 69% | | %REC | 29-120 | | 2 | 393289 | 01/22/26 | 01/27/26 | KLR |
| Decachlorobiphenyl | 62% | | %REC | 33-132 | | 2 | 393289 | 01/22/26 | 01/27/26 | KLR |
| Method: EPA 8082<br>Prep Method: EPA 3510C | | | | | | | | | | |
| Aroclor-1016 | ND | | ug/L | 0.49 | 0.30 | 0.98 | 393289 | 01/22/26 | 01/27/26 | KLR |
| Aroclor-1221 | ND | | ug/L | 0.49 | 0.46 | 0.98 | 393289 | 01/22/26 | 01/27/26 | KLR |
| Aroclor-1232 | ND | | ug/L | 0.49 | 0.27 | 0.98 | 393289 | 01/22/26 | 01/27/26 | KLR |



Results for any subcontracted analyses are not included in this section.

ENTHALPY ANALYTICAL

# Analysis Results for 551403

| 551403-001 Analyte | Result | Qual | Units | RL | MDL | DF | Batch | Prepared | Analyzed | Chemist |
|---|---|---|---|---|---|---|---|---|---|---|
| Aroclor-1242 | ND | | ug/L | 0.49 | 0.28 | 0.98 | 393289 | 01/22/26 | 01/27/26 | KLR |
| Aroclor-1248 | ND | | ug/L | 0.49 | 0.23 | 0.98 | 393289 | 01/22/26 | 01/27/26 | KLR |
| Aroclor-1254 | ND | | ug/L | 0.49 | 0.26 | 0.98 | 393289 | 01/22/26 | 01/27/26 | KLR |
| Aroclor-1260 | ND | | ug/L | 0.49 | 0.32 | 0.98 | 393289 | 01/22/26 | 01/27/26 | KLR |
| Aroclor-1262 | ND | | ug/L | 0.49 | 0.29 | 0.98 | 393289 | 01/22/26 | 01/27/26 | KLR |
| Aroclor-1268 | ND | | ug/L | 0.49 | 0.25 | 0.98 | 393289 | 01/22/26 | 01/27/26 | KLR |
| **Surrogates** | | | | **Limits** | | | | | | |
| Decachlorobiphenyl (PCB) | 82% | | %REC | 28-138 | | 0.98 | 393289 | 01/22/26 | 01/27/26 | KLR |
| Method: EPA 8260B<br>Prep Method: EPA 5030B | | | | | | | | | | |
| Carbon Disulfide | ND | | ug/L | 5.0 | 0.1 | 1 | 393459 | 01/24/26 | 01/24/26 | HMN |
| Chloroprene | ND | | ug/L | 200 | 2.7 | 1 | 393459 | 01/24/26 | 01/24/26 | HMN |
| 3-Chloropropene | ND | | ug/L | 5.0 | 0.2 | 1 | 393459 | 01/24/26 | 01/24/26 | HMN |
| Ethyl methacrylate | ND | | ug/L | 50 | 3.9 | 1 | 393459 | 01/24/26 | 01/24/26 | HMN |
| Ethanol | ND | | ug/L | 500 | 160 | 1 | 393459 | 01/24/26 | 01/24/26 | HMN |
| 2-Hexanone | ND | | ug/L | 5.0 | 1.3 | 1 | 393459 | 01/24/26 | 01/24/26 | HMN |
| Isopropanol (IPA) | ND | | ug/L | 200 | 96 | 1 | 393459 | 01/24/26 | 01/24/26 | HMN |
| Methyl acrylonitrile | ND | | ug/L | 35 | 4.2 | 1 | 393459 | 01/24/26 | 01/24/26 | HMN |
| Vinyl Acetate | ND | | ug/L | 50 | 3.2 | 1 | 393459 | 01/24/26 | 01/24/26 | HMN |
| Acrolein | ND | | ug/L | 200 | 2.6 | 1 | 393459 | 01/24/26 | 01/24/26 | HMN |
| Acrylonitrile | ND | | ug/L | 10 | 0.7 | 1 | 393459 | 01/24/26 | 01/24/26 | HMN |
| Freon 12 | ND | | ug/L | 5.0 | 0.2 | 1 | 393459 | 01/24/26 | 01/24/26 | HMN |
| Chloromethane | ND | | ug/L | 5.0 | 0.09 | 1 | 393459 | 01/24/26 | 01/24/26 | HMN |
| Vinyl Chloride | ND | | ug/L | 5.0 | 0.1 | 1 | 393459 | 01/24/26 | 01/24/26 | HMN |
| Bromomethane | ND | | ug/L | 5.0 | 0.1 | 1 | 393459 | 01/24/26 | 01/24/26 | HMN |
| Chloroethane | ND | | ug/L | 5.0 | 0.1 | 1 | 393459 | 01/24/26 | 01/24/26 | HMN |
| Trichlorofluoromethane | ND | | ug/L | 5.0 | 0.1 | 1 | 393459 | 01/24/26 | 01/24/26 | HMN |
| Iodomethane | ND | | ug/L | 20 | | 1 | 393459 | 01/24/26 | 01/24/26 | HMN |
| Acetone | **54** | J | ug/L | 100 | 14 | 1 | 393459 | 01/24/26 | 01/24/26 | HMN |
| Freon 113 | ND | | ug/L | 5.0 | 0.1 | 1 | 393459 | 01/24/26 | 01/24/26 | HMN |
| 1,1-Dichloroethene | ND | | ug/L | 5.0 | 0.1 | 1 | 393459 | 01/24/26 | 01/24/26 | HMN |
| Methylene Chloride | ND | | ug/L | 10 | 0.2 | 1 | 393459 | 01/24/26 | 01/24/26 | HMN |
| MTBE | ND | | ug/L | 5.0 | 0.1 | 1 | 393459 | 01/24/26 | 01/24/26 | HMN |
| trans-1,2-Dichloroethene | ND | | ug/L | 5.0 | 0.1 | 1 | 393459 | 01/24/26 | 01/24/26 | HMN |
| 1,1-Dichloroethane | ND | | ug/L | 5.0 | 0.09 | 1 | 393459 | 01/24/26 | 01/24/26 | HMN |
| 2-Butanone | **4.9** | J | ug/L | 10 | 1.3 | 1 | 393459 | 01/24/26 | 01/24/26 | HMN |
| cis-1,2-Dichloroethene | ND | | ug/L | 5.0 | 0.1 | 1 | 393459 | 01/24/26 | 01/24/26 | HMN |
| 2,2-Dichloropropane | ND | | ug/L | 5.0 | 0.2 | 1 | 393459 | 01/24/26 | 01/24/26 | HMN |
| Chloroform | ND | | ug/L | 5.0 | 0.08 | 1 | 393459 | 01/24/26 | 01/24/26 | HMN |
| Bromochloromethane | ND | | ug/L | 5.0 | 0.1 | 1 | 393459 | 01/24/26 | 01/24/26 | HMN |
| 1,1,1-Trichloroethane | ND | | ug/L | 5.0 | 0.1 | 1 | 393459 | 01/24/26 | 01/24/26 | HMN |
| 1,1-Dichloropropene | ND | | ug/L | 5.0 | 0.1 | 1 | 393459 | 01/24/26 | 01/24/26 | HMN |
| Carbon Tetrachloride | ND | | ug/L | 5.0 | 0.1 | 1 | 393459 | 01/24/26 | 01/24/26 | HMN |
| 1,2-Dichloroethane | ND | | ug/L | 5.0 | 0.2 | 1 | 393459 | 01/24/26 | 01/24/26 | HMN |
| Benzene | ND | | ug/L | 1.0 | 0.1 | 1 | 393459 | 01/24/26 | 01/24/26 | HMN |
| Trichloroethene | ND | | ug/L | 5.0 | 0.1 | 1 | 393459 | 01/24/26 | 01/24/26 | HMN |
| 1,2-Dichloropropane | ND | | ug/L | 5.0 | 0.09 | 1 | 393459 | 01/24/26 | 01/24/26 | HMN |
| Bromodichloromethane | ND | | ug/L | 5.0 | 0.07 | 1 | 393459 | 01/24/26 | 01/24/26 | HMN |
| Dibromomethane | ND | | ug/L | 5.0 | 0.1 | 1 | 393459 | 01/24/26 | 01/24/26 | HMN |
| 4-Methyl-2-Pentanone | **1.9** | J | ug/L | 5.0 | 1.0 | 1 | 393459 | 01/24/26 | 01/24/26 | HMN |
| cis-1,3-Dichloropropene | ND | | ug/L | 5.0 | 0.1 | 1 | 393459 | 01/24/26 | 01/24/26 | HMN |
| Toluene | ND | | ug/L | 5.0 | 0.1 | 1 | 393459 | 01/24/26 | 01/24/26 | HMN |



Results for any subcontracted analyses are not included in this section.

ENTHALPY ANALYTICAL

# Analysis Results for 551403

| 551403-001 Analyte | Result | Qual | Units | RL | MDL | DF | Batch | Prepared | Analyzed | Chemist |
|---|---|---|---|---|---|---|---|---|---|---|
| trans-1,3-Dichloropropene | ND | | ug/L | 5.0 | 0.09 | 1 | 393459 | 01/24/26 | 01/24/26 | HMN |
| 1,1,2-Trichloroethane | ND | | ug/L | 5.0 | 0.1 | 1 | 393459 | 01/24/26 | 01/24/26 | HMN |
| 1,3-Dichloropropane | ND | | ug/L | 5.0 | 0.07 | 1 | 393459 | 01/24/26 | 01/24/26 | HMN |
| Tetrachloroethene | ND | | ug/L | 5.0 | 0.2 | 1 | 393459 | 01/24/26 | 01/24/26 | HMN |
| Dibromochloromethane | ND | | ug/L | 5.0 | 0.1 | 1 | 393459 | 01/24/26 | 01/24/26 | HMN |
| 1,2-Dibromoethane | ND | | ug/L | 5.0 | 0.1 | 1 | 393459 | 01/24/26 | 01/24/26 | HMN |
| Chlorobenzene | ND | | ug/L | 5.0 | 0.1 | 1 | 393459 | 01/24/26 | 01/24/26 | HMN |
| 1,1,1,2-Tetrachloroethane | ND | | ug/L | 5.0 | 0.07 | 1 | 393459 | 01/24/26 | 01/24/26 | HMN |
| Ethylbenzene | ND | | ug/L | 5.0 | 0.1 | 1 | 393459 | 01/24/26 | 01/24/26 | HMN |
| m,p-Xylenes | ND | | ug/L | 5.0 | 0.2 | 1 | 393459 | 01/24/26 | 01/24/26 | HMN |
| o-Xylene | ND | | ug/L | 5.0 | 0.1 | 1 | 393459 | 01/24/26 | 01/24/26 | HMN |
| Styrene | ND | | ug/L | 5.0 | 0.1 | 1 | 393459 | 01/24/26 | 01/24/26 | HMN |
| Bromoform | ND | | ug/L | 5.0 | 0.06 | 1 | 393459 | 01/24/26 | 01/24/26 | HMN |
| Isopropylbenzene | ND | | ug/L | 5.0 | 0.1 | 1 | 393459 | 01/24/26 | 01/24/26 | HMN |
| 1,1,2,2-Tetrachloroethane | ND | | ug/L | 5.0 | 0.1 | 1 | 393459 | 01/24/26 | 01/24/26 | HMN |
| 1,2,3-Trichloropropane | ND | | ug/L | 5.0 | 0.3 | 1 | 393459 | 01/24/26 | 01/24/26 | HMN |
| Propylbenzene | ND | | ug/L | 5.0 | 0.1 | 1 | 393459 | 01/24/26 | 01/24/26 | HMN |
| Bromobenzene | ND | | ug/L | 5.0 | 0.1 | 1 | 393459 | 01/24/26 | 01/24/26 | HMN |
| 1,3,5-Trimethylbenzene | ND | | ug/L | 5.0 | 0.1 | 1 | 393459 | 01/24/26 | 01/24/26 | HMN |
| 2-Chlorotoluene | ND | | ug/L | 5.0 | 0.1 | 1 | 393459 | 01/24/26 | 01/24/26 | HMN |
| 4-Chlorotoluene | ND | | ug/L | 5.0 | 0.2 | 1 | 393459 | 01/24/26 | 01/24/26 | HMN |
| tert-Butylbenzene | ND | | ug/L | 5.0 | 0.1 | 1 | 393459 | 01/24/26 | 01/24/26 | HMN |
| 1,2,4-Trimethylbenzene | ND | | ug/L | 5.0 | 0.1 | 1 | 393459 | 01/24/26 | 01/24/26 | HMN |
| sec-Butylbenzene | ND | | ug/L | 5.0 | 0.2 | 1 | 393459 | 01/24/26 | 01/24/26 | HMN |
| para-Isopropyl Toluene | ND | | ug/L | 5.0 | 0.2 | 1 | 393459 | 01/24/26 | 01/24/26 | HMN |
| 1,3-Dichlorobenzene | ND | | ug/L | 5.0 | 0.1 | 1 | 393459 | 01/24/26 | 01/24/26 | HMN |
| 1,4-Dichlorobenzene | ND | | ug/L | 5.0 | 0.2 | 1 | 393459 | 01/24/26 | 01/24/26 | HMN |
| n-Butylbenzene | ND | | ug/L | 5.0 | 0.1 | 1 | 393459 | 01/24/26 | 01/24/26 | HMN |
| 1,2-Dichlorobenzene | ND | | ug/L | 5.0 | 0.1 | 1 | 393459 | 01/24/26 | 01/24/26 | HMN |
| 1,2-Dibromo-3-Chloropropane | ND | | ug/L | 5.0 | 0.6 | 1 | 393459 | 01/24/26 | 01/24/26 | HMN |
| 1,2,4-Trichlorobenzene | ND | | ug/L | 5.0 | 0.3 | 1 | 393459 | 01/24/26 | 01/24/26 | HMN |
| Hexachlorobutadiene | ND | | ug/L | 5.0 | 0.3 | 1 | 393459 | 01/24/26 | 01/24/26 | HMN |
| 1,2,3-Trichlorobenzene | ND | | ug/L | 5.0 | 0.3 | 1 | 393459 | 01/24/26 | 01/24/26 | HMN |
| cis-1,4-Dichloro-2-butene | ND | | ug/L | 5.0 | 0.3 | 1 | 393459 | 01/24/26 | 01/24/26 | HMN |
| trans-1,4-Dichloro-2-butene | ND | | ug/L | 5.0 | 0.3 | 1 | 393459 | 01/24/26 | 01/24/26 | HMN |
| Xylene (total) | ND | | ug/L | 5.0 | | 1 | 393459 | 01/24/26 | 01/24/26 | HMN |
| **Surrogates** | | | | **Limits** | | | | | | |
| Dibromofluoromethane | 101% | | %REC | 70-130 | | 1 | 393459 | 01/24/26 | 01/24/26 | HMN |
| 1,2-Dichloroethane-d4 | 105% | | %REC | 70-130 | | 1 | 393459 | 01/24/26 | 01/24/26 | HMN |
| Toluene-d8 | 99% | | %REC | 70-130 | | 1 | 393459 | 01/24/26 | 01/24/26 | HMN |
| Bromofluorobenzene | 91% | | %REC | 70-130 | | 1 | 393459 | 01/24/26 | 01/24/26 | HMN |
| Method: EPA 8270C-SIM<br>Prep Method: EPA 3535 | | | | | | | | | | |
| 1,4-Dioxane | ND | | ug/L | 1.0 | 0.87 | 1 | 393324 | 01/22/26 | 01/23/26 | TJW |
| **Surrogates** | | | | **Limits** | | | | | | |
| 1,4-Dioxane-d8 (SUR) | 99% | | %REC | 80-120 | | 1 | 393324 | 01/22/26 | 01/23/26 | TJW |
| Method: EPA 8270C<br>Prep Method: EPA 3510C | | | | | | | | | | |
| Carbazole | ND | | ug/L | 19 | 5.4 | 1.9 | 393303 | 01/22/26 | 01/25/26 | ZFA |
| N-Nitrosodimethylamine | ND | | ug/L | 19 | 5.6 | 1.9 | 393303 | 01/22/26 | 01/25/26 | ZFA |



Results for any subcontracted analyses are not included in this section.

ENTHALPY ANALYTICAL

# Analysis Results for 551403

| 551403-001 Analyte | Result | Qual | Units | RL | MDL | DF | Batch | Prepared | Analyzed | Chemist |
|---|---|---|---|---|---|---|---|---|---|---|
| Aniline | ND | | ug/L | 19 | 5.5 | 1.9 | 393303 | 01/22/26 | 01/25/26 | ZFA |
| bis(2-Chloroethyl)ether | ND | | ug/L | 48 | 7.2 | 1.9 | 393303 | 01/22/26 | 01/25/26 | ZFA |
| 2-Chlorophenol | ND | | ug/L | 19 | 7.0 | 1.9 | 393303 | 01/22/26 | 01/25/26 | ZFA |
| 1,3-Dichlorobenzene | ND | | ug/L | 19 | 6.3 | 1.9 | 393303 | 01/22/26 | 01/25/26 | ZFA |
| 1,4-Dichlorobenzene | ND | | ug/L | 19 | 6.5 | 1.9 | 393303 | 01/22/26 | 01/25/26 | ZFA |
| Benzyl alcohol | ND | | ug/L | 48 | 11 | 1.9 | 393303 | 01/22/26 | 01/25/26 | ZFA |
| 1,2-Dichlorobenzene | ND | | ug/L | 19 | 6.4 | 1.9 | 393303 | 01/22/26 | 01/25/26 | ZFA |
| bis(2-Chloroisopropyl) ether | ND | | ug/L | 19 | 7.4 | 1.9 | 393303 | 01/22/26 | 01/25/26 | ZFA |
| N-Nitroso-di-n-propylamine | ND | | ug/L | 19 | 7.4 | 1.9 | 393303 | 01/22/26 | 01/25/26 | ZFA |
| Hexachloroethane | ND | | ug/L | 19 | 5.8 | 1.9 | 393303 | 01/22/26 | 01/25/26 | ZFA |
| Nitrobenzene | ND | | ug/L | 48 | 16 | 1.9 | 393303 | 01/22/26 | 01/25/26 | ZFA |
| Isophorone | ND | | ug/L | 19 | 7.1 | 1.9 | 393303 | 01/22/26 | 01/25/26 | ZFA |
| 2-Nitrophenol | ND | | ug/L | 19 | 11 | 1.9 | 393303 | 01/22/26 | 01/25/26 | ZFA |
| 2,4-Dimethylphenol | ND | | ug/L | 19 | 6.3 | 1.9 | 393303 | 01/22/26 | 01/25/26 | ZFA |
| bis(2-Chloroethoxy)methane | ND | | ug/L | 19 | 7.1 | 1.9 | 393303 | 01/22/26 | 01/25/26 | ZFA |
| 2,4-Dichlorophenol | ND | | ug/L | 19 | 7.2 | 1.9 | 393303 | 01/22/26 | 01/25/26 | ZFA |
| 1,2,4-Trichlorobenzene | ND | | ug/L | 19 | 6.6 | 1.9 | 393303 | 01/22/26 | 01/25/26 | ZFA |
| 4-Chloroaniline | ND | | ug/L | 19 | 6.0 | 1.9 | 393303 | 01/22/26 | 01/25/26 | ZFA |
| Hexachlorobutadiene | ND | | ug/L | 19 | 4.3 | 1.9 | 393303 | 01/22/26 | 01/25/26 | ZFA |
| 4-Chloro-3-methylphenol | ND | | ug/L | 19 | 6.9 | 1.9 | 393303 | 01/22/26 | 01/25/26 | ZFA |
| 2-Methylnaphthalene | ND | | ug/L | 19 | 6.5 | 1.9 | 393303 | 01/22/26 | 01/25/26 | ZFA |
| Hexachlorocyclopentadiene | ND | | ug/L | 48 | 15 | 1.9 | 393303 | 01/22/26 | 01/25/26 | ZFA |
| 2,4,6-Trichlorophenol | ND | | ug/L | 19 | 7.9 | 1.9 | 393303 | 01/22/26 | 01/25/26 | ZFA |
| 2,4,5-Trichlorophenol | ND | | ug/L | 19 | 7.2 | 1.9 | 393303 | 01/22/26 | 01/25/26 | ZFA |
| 2-Chloronaphthalene | ND | | ug/L | 19 | 6.6 | 1.9 | 393303 | 01/22/26 | 01/25/26 | ZFA |
| 2-Nitroaniline | ND | | ug/L | 97 | 8.4 | 1.9 | 393303 | 01/22/26 | 01/25/26 | ZFA |
| Dimethylphthalate | ND | | ug/L | 19 | 6.6 | 1.9 | 393303 | 01/22/26 | 01/25/26 | ZFA |
| Acenaphthylene | ND | | ug/L | 19 | 7.5 | 1.9 | 393303 | 01/22/26 | 01/25/26 | ZFA |
| 2,6-Dinitrotoluene | ND | | ug/L | 19 | 8.6 | 1.9 | 393303 | 01/22/26 | 01/25/26 | ZFA |
| 3-Nitroaniline | ND | | ug/L | 19 | 7.7 | 1.9 | 393303 | 01/22/26 | 01/25/26 | ZFA |
| Acenaphthene | ND | | ug/L | 19 | 6.3 | 1.9 | 393303 | 01/22/26 | 01/25/26 | ZFA |
| 2,4-Dinitrophenol | ND | | ug/L | 97 | 29 | 1.9 | 393303 | 01/22/26 | 01/25/26 | ZFA |
| 4-Nitrophenol | ND | | ug/L | 19 | 16 | 1.9 | 393303 | 01/22/26 | 01/25/26 | ZFA |
| Dibenzofuran | ND | | ug/L | 19 | 6.2 | 1.9 | 393303 | 01/22/26 | 01/25/26 | ZFA |
| 2,4-Dinitrotoluene | ND | | ug/L | 19 | 8.2 | 1.9 | 393303 | 01/22/26 | 01/25/26 | ZFA |
| Diethylphthalate | ND | | ug/L | 19 | 5.6 | 1.9 | 393303 | 01/22/26 | 01/25/26 | ZFA |
| Fluorene | ND | | ug/L | 19 | 6.0 | 1.9 | 393303 | 01/22/26 | 01/25/26 | ZFA |
| 4-Chlorophenyl-phenylether | ND | | ug/L | 19 | 5.9 | 1.9 | 393303 | 01/22/26 | 01/25/26 | ZFA |
| 4-Nitroaniline | ND | | ug/L | 19 | 6.5 | 1.9 | 393303 | 01/22/26 | 01/25/26 | ZFA |
| 4,6-Dinitro-2-methylphenol | ND | | ug/L | 97 | 33 | 1.9 | 393303 | 01/22/26 | 01/25/26 | ZFA |
| N-Nitrosodiphenylamine | ND | | ug/L | 19 | 7.6 | 1.9 | 393303 | 01/22/26 | 01/25/26 | ZFA |
| 1,2-diphenylhydrazine (as azobenzene) | ND | | ug/L | 19 | 5.6 | 1.9 | 393303 | 01/22/26 | 01/25/26 | ZFA |
| 4-Bromophenyl-phenylether | ND | | ug/L | 19 | 6.4 | 1.9 | 393303 | 01/22/26 | 01/25/26 | ZFA |
| Hexachlorobenzene | ND | | ug/L | 19 | 5.9 | 1.9 | 393303 | 01/22/26 | 01/25/26 | ZFA |
| Pentachlorophenol | ND | | ug/L | 48 | 11 | 1.9 | 393303 | 01/22/26 | 01/25/26 | ZFA |
| Phenanthrene | ND | | ug/L | 19 | 5.6 | 1.9 | 393303 | 01/22/26 | 01/25/26 | ZFA |
| Anthracene | ND | | ug/L | 19 | 5.4 | 1.9 | 393303 | 01/22/26 | 01/25/26 | ZFA |
| Di-n-butylphthalate | ND | | ug/L | 19 | 5.8 | 1.9 | 393303 | 01/22/26 | 01/25/26 | ZFA |
| Fluoranthene | ND | | ug/L | 19 | 5.4 | 1.9 | 393303 | 01/22/26 | 01/25/26 | ZFA |
| Benzidine | ND | | ug/L | 97 | 36 | 1.9 | 393303 | 01/22/26 | 01/25/26 | ZFA |
| Pyrene | ND | | ug/L | 19 | 5.2 | 1.9 | 393303 | 01/22/26 | 01/25/26 | ZFA |



Results for any subcontracted analyses are not included in this section.

ENTHALPY ANALYTICAL

# Analysis Results for 551403

| 551403-001 Analyte | Result | Qual | Units | RL | MDL | DF | Batch | Prepared | Analyzed | Chemist |
|---|---|---|---|---|---|---|---|---|---|---|
| Butylbenzylphthalate | ND | | ug/L | 19 | 7.0 | 1.9 | 393303 | 01/22/26 | 01/25/26 | ZFA |
| 3,3'-Dichlorobenzidine | ND | | ug/L | 48 | 10 | 1.9 | 393303 | 01/22/26 | 01/25/26 | ZFA |
| Benzo(a)anthracene | ND | | ug/L | 19 | 4.6 | 1.9 | 393303 | 01/22/26 | 01/25/26 | ZFA |
| Chrysene | ND | | ug/L | 19 | 4.8 | 1.9 | 393303 | 01/22/26 | 01/25/26 | ZFA |
| bis(2-Ethylhexyl)phthalate | ND | | ug/L | 19 | 6.4 | 1.9 | 393303 | 01/22/26 | 01/25/26 | ZFA |
| Di-n-octylphthalate | ND | | ug/L | 19 | 9.1 | 1.9 | 393303 | 01/22/26 | 01/25/26 | ZFA |
| Benzo(b)fluoranthene | ND | | ug/L | 19 | 5.8 | 1.9 | 393303 | 01/22/26 | 01/25/26 | ZFA |
| Benzo(k)fluoranthene | ND | | ug/L | 19 | 6.0 | 1.9 | 393303 | 01/22/26 | 01/25/26 | ZFA |
| Benzo(a)pyrene | ND | | ug/L | 19 | 6.1 | 1.9 | 393303 | 01/22/26 | 01/25/26 | ZFA |
| Indeno(1,2,3-cd)pyrene | ND | | ug/L | 19 | 8.2 | 1.9 | 393303 | 01/22/26 | 01/25/26 | ZFA |
| Dibenz(a,h)anthracene | ND | | ug/L | 19 | 8.0 | 1.9 | 393303 | 01/22/26 | 01/25/26 | ZFA |
| Benzo(g,h,i)perylene | ND | | ug/L | 19 | 8.0 | 1.9 | 393303 | 01/22/26 | 01/25/26 | ZFA |
| **Surrogates** | | | | **Limits** | | | | | | |
| 2-Fluorophenol | 43% | | %REC | 15-120 | | 1.9 | 393303 | 01/22/26 | 01/25/26 | ZFA |
| Phenol-d6 | 32% | | %REC | 15-120 | | 1.9 | 393303 | 01/22/26 | 01/25/26 | ZFA |
| 2,4,6-Tribromophenol | 65% | | %REC | 15-140 | | 1.9 | 393303 | 01/22/26 | 01/25/26 | ZFA |
| Nitrobenzene-d5 | 56% | | %REC | 15-123 | | 1.9 | 393303 | 01/22/26 | 01/25/26 | ZFA |
| 2-Fluorobiphenyl | 48% | | %REC | 15-120 | | 1.9 | 393303 | 01/22/26 | 01/25/26 | ZFA |
| Terphenyl-d14 | 59% | | %REC | 15-120 | | 1.9 | 393303 | 01/22/26 | 01/25/26 | ZFA |
| Method: SM 4500-CN-E<br>Prep Method: METHOD | | | | | | | | | | |
| Cyanide | ND | | mg/L | 0.0050 | 0.0017 | 0.5 | 393281 | 01/22/26 | 01/23/26 | JAK |
| Method: SM 4500-S2-D<br>Prep Method: METHOD | | | | | | | | | | |
| Sulfide | ND | | mg/L | 0.10 | | 1 | 393476 | 01/24/26 | 01/24/26 | TXC |
| Method: SM 5310B<br>Prep Method: SM 5310B | | | | | | | | | | |
| Total Organic Carbon | **55** | | mg/L | 1.0 | 0.49 | 1 | 393811 | 01/28/26 | 01/29/26 | ARM |
| Method: SM 9221B<br>Prep Method: METHOD | | | | | | | | | | |
| Coliform, Total | **1,600** | | MPN/100ml | 1.8 | | 1 | 393314 | 01/22/26 14:35 | 01/26/26 11:42 | LXT |
| Method: SM 9221F | | | | | | | | | | |
| Coliform, E. Coli | **350** | | MPN/100ml | 1.8 | | 1 | 393314 | 01/22/26 14:35 | 01/25/26 11:21 | LXT |
| Method: SM2130B | | | | | | | | | | |
| Turbidity | **1,200** | | NTU | 0.20 | 0.12 | 1 | 393348 | 01/22/26 21:23 | 01/22/26 21:23 | TRR |
| Method: SM2320B<br>Prep Method: METHOD | | | | | | | | | | |
| Bicarbonate | **130** | | mg/L | 6.0 | | 2.5 | 393948 | 01/30/26 | 01/30/26 | ARM |
| Alkalinity, Total as CaCO3 | **110** | | mg/L | 5.0 | | 2.5 | 393948 | 01/30/26 | 01/30/26 | ARM |
| Method: SM2510B<br>Prep Method: METHOD | | | | | | | | | | |
| Specific Conductance | **1,280** | | umhos/cm | 1.0 | | 1 | 393705 | 01/27/26 | 01/27/26 | AAB |
| Method: SM2540C<br>Prep Method: METHOD | | | | | | | | | | |
| Total Dissolved Solids | **840** | | mg/L | 20 | | 2 | 393700 | 01/27/26 | 01/29/26 | AAB |
| Method: SM2540D<br>Prep Method: METHOD | | | | | | | | | | |
| Total Suspended Solids | **1,100** | | mg/L | 0.5 | | 1 | 393959 | 01/29/26 | 01/30/26 | TRR |



Results for any subcontracted analyses are not included in this section.

# Analysis Results for 551403

| 551403-001 Analyte | Result | Qual | Units | RL | MDL | DF | Batch | Prepared | Analyzed | Chemist |
|---|---|---|---|---|---|---|---|---|---|---|
| Method: SM5210B<br>Prep Method: METHOD | | | | | | | | | | |
| Biochemical Oxygen Demand | **36** | | mg/L | 3.0 | | 1 | 393384 | 01/23/26 15:13 | 01/28/26 16:53 | WWC |
| Method: SM5220D<br>Prep Method: SM 5220D | | | | | | | | | | |
| Chemical Oxygen Demand | **340** | | mg/L | 4.0 | 2.0 | 1 | 393801 | 01/28/26 | 01/28/26 | RDL |

C Presence confirmed, but RPD between columns exceeds 40%
J Estimated value
ND Not Detected



Results for any subcontracted analyses are not included in this section.

ENTHALPY ANALYTICAL

# Batch QC

| Type: Blank | Lab ID: QC1334568 | Batch: 393539 |
|---|---|---|
| Matrix: Water | Method: EPA 1664A | Prep Method: METHOD |

| QC1334568 Analyte | Result | Qual | Units | RL | MDL | Prepared | Analyzed |
|---|---|---|---|---|---|---|---|
| Total Oil and Grease | ND | | mg/L | 5.0 | 0.97 | 01/26/26 | 01/27/26 |

| Type: Lab Control Sample | Lab ID: QC1334569 | Batch: 393539 |
|---|---|---|
| Matrix: Water | Method: EPA 1664A | Prep Method: METHOD |

| QC1334569 Analyte | Result | Spiked | Units | Recovery | Qual | Limits |
|---|---|---|---|---|---|---|
| Total Oil and Grease | 36.40 | 40.00 | mg/L | 91% | | 78-114 |

| Type: Lab Control Sample Duplicate | Lab ID: QC1334570 | Batch: 393539 |
|---|---|---|
| Matrix: Water | Method: EPA 1664A | Prep Method: METHOD |

| QC1334570 Analyte | Result | Spiked | Units | Recovery | Qual | Limits | RPD | RPD Lim |
|---|---|---|---|---|---|---|---|---|
| Total Oil and Grease | 35.60 | 40.00 | mg/L | 89% | | 78-114 | 2 | 18 |

| Type: Blank | Lab ID: QC1333813 | Batch: 393408 |
|---|---|---|
| Matrix: Water | Method: EPA 200.7 | Prep Method: EPA 3015A |

| QC1333813 Analyte | Result | Qual | Units | RL | MDL | Prepared | Analyzed |
|---|---|---|---|---|---|---|---|
| Calcium | ND | | mg/L | 0.10 | 0.0095 | 01/23/26 | 01/23/26 |
| Iron | ND | | mg/L | 0.020 | 0.017 | 01/23/26 | 01/23/26 |
| Magnesium | ND | | mg/L | 0.10 | 0.017 | 01/23/26 | 01/23/26 |
| Potassium | ND | | mg/L | 0.50 | 0.20 | 01/23/26 | 01/23/26 |
| Sodium | ND | | mg/L | 0.50 | 0.017 | 01/23/26 | 01/23/26 |

| Type: Lab Control Sample | Lab ID: QC1333814 | Batch: 393408 |
|---|---|---|
| Matrix: Water | Method: EPA 200.7 | Prep Method: EPA 3015A |

| QC1333814 Analyte | Result | Spiked | Units | Recovery | Qual | Limits |
|---|---|---|---|---|---|---|
| Calcium | 21.41 | 20.40 | mg/L | 105% | | 85-115 |
| Iron | 0.4070 | 0.4000 | mg/L | 102% | | 85-115 |
| Magnesium | 22.00 | 20.40 | mg/L | 108% | | 85-115 |
| Potassium | 24.03 | 24.00 | mg/L | 100% | | 85-115 |
| Sodium | 20.59 | 20.40 | mg/L | 101% | | 85-115 |

ENTHALPY ANALYTICAL

# Batch QC

| Type: | Matrix Spike | Lab ID: | QC1333815 | Batch: | 393408 |
|---|---|---|---|---|---|
| Matrix (Source ID): | Water (551287-001) | Method: | EPA 200.7 | Prep Method: | EPA 3015A |

| QC1333815 Analyte | Result | Source Sample Result | Spiked | Units | Recovery | Qual | Limits | DF |
|---|---|---|---|---|---|---|---|---|
| Calcium | 154.9 | 137.0 | 20.40 | mg/L | 88% | NM | 75-125 | 1 |
| Iron | 0.5159 | 0.1169 | 0.4000 | mg/L | 100% | | 75-125 | 1 |
| Magnesium | 135.4 | 114.6 | 20.40 | mg/L | 102% | NM | 75-125 | 1 |
| Potassium | 102.6 | 76.97 | 24.00 | mg/L | 107% | | 75-125 | 1 |
| Sodium | 1,554 | 1557 | 20.40 | mg/L | -14% | E,NM | 75-125 | 1 |

| Type: | Matrix Spike Duplicate | Lab ID: | QC1333816 | Batch: | 393408 |
|---|---|---|---|---|---|
| Matrix (Source ID): | Water (551287-001) | Method: | EPA 200.7 | Prep Method: | EPA 3015A |

| QC1333816 Analyte | Result | Source Sample Result | Spiked | Units | Recovery | Qual | Limits | RPD | RPD Lim | DF |
|---|---|---|---|---|---|---|---|---|---|---|
| Calcium | 154.4 | 137.0 | 20.40 | mg/L | 85% | NM | 75-125 | 0 | 20 | 1 |
| Iron | 0.5048 | 0.1169 | 0.4000 | mg/L | 97% | | 75-125 | 2 | 20 | 1 |
| Magnesium | 134.8 | 114.6 | 20.40 | mg/L | 99% | NM | 75-125 | 0 | 20 | 1 |
| Potassium | 101.9 | 76.97 | 24.00 | mg/L | 104% | | 75-125 | 1 | 20 | 1 |
| Sodium | 1,549 | 1557 | 20.40 | mg/L | -38% | E,NM | 75-125 | | 20 | 1 |

| Type: | Matrix Spike | Lab ID: | QC1333817 | Batch: | 393408 |
|---|---|---|---|---|---|
| Matrix (Source ID): | Water (551308-001) | Method: | EPA 200.7 | Prep Method: | EPA 3015A |

| QC1333817 Analyte | Result | Source Sample Result | Spiked | Units | Recovery | Qual | Limits | DF |
|---|---|---|---|---|---|---|---|---|
| Calcium | 61.49 | 40.68 | 20.40 | mg/L | 102% | | 75-125 | 1 |
| Iron | 0.7521 | 0.3283 | 0.4000 | mg/L | 106% | | 75-125 | 1 |
| Magnesium | 25.30 | 3.397 | 20.40 | mg/L | 107% | | 75-125 | 1 |
| Potassium | 27.10 | 2.946 | 24.00 | mg/L | 101% | | 75-125 | 1 |
| Sodium | 42.92 | 22.49 | 20.40 | mg/L | 100% | | 75-125 | 1 |

| Type: | Matrix Spike Duplicate | Lab ID: | QC1333818 | Batch: | 393408 |
|---|---|---|---|---|---|
| Matrix (Source ID): | Water (551308-001) | Method: | EPA 200.7 | Prep Method: | EPA 3015A |

| QC1333818 Analyte | Result | Source Sample Result | Spiked | Units | Recovery | Qual | Limits | RPD | RPD Lim | DF |
|---|---|---|---|---|---|---|---|---|---|---|
| Calcium | 61.48 | 40.68 | 20.40 | mg/L | 102% | | 75-125 | 0 | 20 | 1 |
| Iron | 0.7430 | 0.3283 | 0.4000 | mg/L | 104% | | 75-125 | 1 | 20 | 1 |
| Magnesium | 25.37 | 3.397 | 20.40 | mg/L | 108% | | 75-125 | 0 | 20 | 1 |
| Potassium | 27.17 | 2.946 | 24.00 | mg/L | 101% | | 75-125 | 0 | 20 | 1 |
| Sodium | 42.90 | 22.49 | 20.40 | mg/L | 100% | | 75-125 | 0 | 20 | 1 |

ENTHALPY ANALYTICAL

# Batch QC

| | | | | | |
|---|---|---|---|---|---|
| **Type:** | **Serial Dilution** | **Lab ID:** | **QC1333887** | **Batch:** | **393408** |
| **Matrix (Source ID):** | **Water (551287-001)** | **Method:** | **EPA 200.7** | **Prep Method:** | **EPA 3015A** |

| QC1333887 Analyte | Result | Source Sample Result | Units | Qual | RPD | RPD Lim | DF |
|---|---|---|---|---|---|---|---|
| Calcium | 141.1 | 137.0 | mg/L | | | | 5 |
| Iron | 0.1218 | 0.1169 | mg/L | | | | 5 |
| Magnesium | 117.0 | 114.6 | mg/L | | | | 5 |
| Potassium | 71.87 | 76.97 | mg/L | | | | 5 |
| Sodium | 1,626 | 1557 | mg/L | | | | 5 |

| | | | | | |
|---|---|---|---|---|---|
| **Type:** | **Blank** | **Lab ID:** | **QC1333452** | **Batch:** | **393312** |
| **Matrix:** | **Water** | **Method:** | **EPA 200.8** | **Prep Method:** | **EPA 3015A** |

| QC1333452 Analyte | Result | Qual | Units | RL | MDL | Prepared | Analyzed |
|---|---|---|---|---|---|---|---|
| Antimony | ND | | ug/L | 2.0 | 1.3 | 01/22/26 | 01/22/26 |
| Arsenic | ND | | ug/L | 2.0 | 0.30 | 01/22/26 | 01/22/26 |
| Barium | ND | | ug/L | 5.0 | 0.44 | 01/22/26 | 01/22/26 |
| Beryllium | ND | | ug/L | 1.0 | 0.096 | 01/22/26 | 01/22/26 |
| Boron | ND | | ug/L | 10 | 7.7 | 01/22/26 | 01/22/26 |
| Cadmium | ND | | ug/L | 1.0 | 0.21 | 01/22/26 | 01/22/26 |
| Chromium | ND | | ug/L | 5.0 | 0.40 | 01/22/26 | 01/22/26 |
| Cobalt | ND | | ug/L | 1.0 | 0.14 | 01/22/26 | 01/22/26 |
| Copper | ND | | ug/L | 3.0 | 0.84 | 01/22/26 | 01/22/26 |
| Lead | ND | | ug/L | 5.0 | 0.23 | 01/22/26 | 01/22/26 |
| Manganese | ND | | ug/L | 10 | 4.3 | 01/22/26 | 01/22/26 |
| Nickel | ND | | ug/L | 5.0 | 0.91 | 01/22/26 | 01/22/26 |
| Selenium | ND | | ug/L | 10 | 5.0 | 01/22/26 | 01/22/26 |
| Silver | ND | | ug/L | 5.0 | 0.37 | 01/22/26 | 01/22/26 |
| Thallium | ND | | ug/L | 1.0 | 0.14 | 01/22/26 | 01/22/26 |
| Tin | ND | | ug/L | 5.0 | 1.5 | 01/22/26 | 01/22/26 |
| Vanadium | ND | | ug/L | 5.0 | 0.59 | 01/22/26 | 01/22/26 |
| Zinc | ND | | ug/L | 10 | 7.6 | 01/22/26 | 01/22/26 |

ENTHALPY ANALYTICAL

# Batch QC

| Type: Lab Control Sample | Lab ID: QC1333463 | Batch: 393312 |
|---|---|---|
| Matrix: Water | Method: EPA 200.8 | Prep Method: EPA 3015A |

| QC1333463 Analyte | Result | Spiked | Units | Recovery | Qual | Limits |
|---|---|---|---|---|---|---|
| Antimony | 106.7 | 100.0 | ug/L | 107% | | 85-115 |
| Arsenic | 97.82 | 100.0 | ug/L | 98% | | 85-115 |
| Barium | 99.64 | 100.0 | ug/L | 100% | | 85-115 |
| Beryllium | 98.98 | 100.0 | ug/L | 99% | | 85-115 |
| Boron | 95.69 | 100.0 | ug/L | 96% | | 85-115 |
| Cadmium | 100.1 | 100.0 | ug/L | 100% | | 85-115 |
| Chromium | 101.8 | 100.0 | ug/L | 102% | | 85-115 |
| Cobalt | 105.4 | 100.0 | ug/L | 105% | | 85-115 |
| Copper | 106.2 | 100.0 | ug/L | 106% | | 85-115 |
| Lead | 99.59 | 100.0 | ug/L | 100% | | 85-115 |
| Manganese | 103.4 | 100.0 | ug/L | 103% | | 85-115 |
| Nickel | 105.1 | 100.0 | ug/L | 105% | | 85-115 |
| Selenium | 97.38 | 100.0 | ug/L | 97% | | 85-115 |
| Silver | 48.45 | 50.00 | ug/L | 97% | | 85-115 |
| Thallium | 98.33 | 100.0 | ug/L | 98% | | 85-115 |
| Tin | 97.25 | 100.0 | ug/L | 97% | | 85-115 |
| Vanadium | 101.3 | 100.0 | ug/L | 101% | | 85-115 |
| Zinc | 98.84 | 100.0 | ug/L | 99% | | 85-115 |

| Type: Matrix Spike | Lab ID: QC1333464 | Batch: 393312 |
|---|---|---|
| Matrix (Source ID): Water (551395-001) | Method: EPA 200.8 | Prep Method: EPA 3015A |

| QC1333464 Analyte | Result | Source Sample Result | Spiked | Units | Recovery | Qual | Limits | DF |
|---|---|---|---|---|---|---|---|---|
| Antimony | 104.2 | ND | 100.0 | ug/L | 104% | | 70-130 | 10 |
| Arsenic | 101.2 | ND | 100.0 | ug/L | 101% | | 70-130 | 10 |
| Barium | 386.6 | 298.3 | 100.0 | ug/L | 88% | | 70-130 | 10 |
| Beryllium | 104.7 | ND | 100.0 | ug/L | 105% | | 70-130 | 10 |
| Boron | 162.6 | 58.86 | 100.0 | ug/L | 104% | | 70-130 | 10 |
| Cadmium | 96.27 | ND | 100.0 | ug/L | 96% | | 70-130 | 10 |
| Chromium | 161.3 | 59.59 | 100.0 | ug/L | 102% | | 70-130 | 10 |
| Cobalt | 107.2 | 1.804 | 100.0 | ug/L | 105% | | 70-130 | 10 |
| Copper | 109.9 | 1.139 | 100.0 | ug/L | 109% | | 70-130 | 10 |
| Lead | 95.80 | ND | 100.0 | ug/L | 96% | | 70-130 | 10 |
| Manganese | 126.5 | 23.15 | 100.0 | ug/L | 103% | | 70-130 | 10 |
| Nickel | 182.4 | 71.43 | 100.0 | ug/L | 111% | | 70-130 | 10 |
| Selenium | 78.66 | ND | 100.0 | ug/L | 79% | | 70-130 | 10 |
| Silver | 44.54 | ND | 50.00 | ug/L | 89% | | 70-130 | 10 |
| Thallium | 95.28 | ND | 100.0 | ug/L | 95% | | 70-130 | 10 |
| Tin | 96.43 | ND | 100.0 | ug/L | 96% | | 70-130 | 10 |
| Vanadium | 99.97 | 0.8200 | 100.0 | ug/L | 99% | | 70-130 | 10 |
| Zinc | 104.1 | ND | 100.0 | ug/L | 104% | | 70-130 | 10 |

ENTHALPY ANALYTICAL

# Batch QC

| Type: | Matrix Spike Duplicate | Lab ID: | QC1333465 | Batch: | 393312 |
|---|---|---|---|---|---|
| Matrix (Source ID): | Water (551395-001) | Method: | EPA 200.8 | Prep Method: | EPA 3015A |

| QC1333465 Analyte | Result | Source Sample Result | Spiked | Units | Recovery | Qual | Limits | RPD | RPD Lim | DF |
|---|---|---|---|---|---|---|---|---|---|---|
| Antimony | 103.0 | ND | 100.0 | ug/L | 103% | | 70-130 | 1 | 20 | 10 |
| Arsenic | 102.1 | ND | 100.0 | ug/L | 102% | | 70-130 | 1 | 20 | 10 |
| Barium | 384.0 | 298.3 | 100.0 | ug/L | 86% | | 70-130 | 1 | 20 | 10 |
| Beryllium | 103.6 | ND | 100.0 | ug/L | 104% | | 70-130 | 1 | 20 | 10 |
| Boron | 165.3 | 58.86 | 100.0 | ug/L | 106% | | 70-130 | 2 | 20 | 10 |
| Cadmium | 99.78 | ND | 100.0 | ug/L | 100% | | 70-130 | 4 | 20 | 10 |
| Chromium | 167.7 | 59.59 | 100.0 | ug/L | 108% | | 70-130 | 4 | 20 | 10 |
| Cobalt | 108.5 | 1.804 | 100.0 | ug/L | 107% | | 70-130 | 1 | 20 | 10 |
| Copper | 108.4 | 1.139 | 100.0 | ug/L | 107% | | 70-130 | 1 | 20 | 10 |
| Lead | 96.94 | ND | 100.0 | ug/L | 97% | | 70-130 | 1 | 20 | 10 |
| Manganese | 123.7 | 23.15 | 100.0 | ug/L | 101% | | 70-130 | 2 | 20 | 10 |
| Nickel | 185.2 | 71.43 | 100.0 | ug/L | 114% | | 70-130 | 2 | 20 | 10 |
| Selenium | 88.66 | ND | 100.0 | ug/L | 89% | | 70-130 | 12 | 20 | 10 |
| Silver | 45.65 | ND | 50.00 | ug/L | 91% | | 70-130 | 2 | 20 | 10 |
| Thallium | 97.09 | ND | 100.0 | ug/L | 97% | | 70-130 | 2 | 20 | 10 |
| Tin | 97.71 | ND | 100.0 | ug/L | 98% | | 70-130 | 1 | 20 | 10 |
| Vanadium | 103.7 | 0.8200 | 100.0 | ug/L | 103% | | 70-130 | 4 | 20 | 10 |
| Zinc | 106.5 | ND | 100.0 | ug/L | 106% | | 70-130 | 2 | 20 | 10 |

| Type: | Matrix Spike | Lab ID: | QC1333466 | Batch: | 393312 |
|---|---|---|---|---|---|
| Matrix (Source ID): | Water (551416-001) | Method: | EPA 200.8 | Prep Method: | EPA 3015A |

| QC1333466 Analyte | Result | Source Sample Result | Spiked | Units | Recovery | Qual | Limits | DF |
|---|---|---|---|---|---|---|---|---|
| Antimony | 105.7 | 1.267 | 100.0 | ug/L | 104% | | 70-130 | 10 |
| Arsenic | 98.36 | 1.622 | 100.0 | ug/L | 97% | | 70-130 | 10 |
| Barium | 160.6 | 72.45 | 100.0 | ug/L | 88% | | 70-130 | 10 |
| Beryllium | 99.59 | ND | 100.0 | ug/L | 100% | | 70-130 | 10 |
| Boron | 240.6 | 140.4 | 100.0 | ug/L | 100% | | 70-130 | 10 |
| Cadmium | 95.98 | 0.07300 | 100.0 | ug/L | 96% | | 70-130 | 10 |
| Chromium | 109.4 | 0.8760 | 100.0 | ug/L | 109% | | 70-130 | 10 |
| Cobalt | 109.1 | 2.686 | 100.0 | ug/L | 106% | | 70-130 | 10 |
| Copper | 111.2 | 3.981 | 100.0 | ug/L | 107% | | 70-130 | 10 |
| Lead | 98.31 | 0.4690 | 100.0 | ug/L | 98% | | 70-130 | 10 |
| Manganese | 228.0 | 120.6 | 100.0 | ug/L | 107% | | 70-130 | 10 |
| Nickel | 134.5 | 23.17 | 100.0 | ug/L | 111% | | 70-130 | 10 |
| Selenium | 98.72 | ND | 100.0 | ug/L | 99% | | 70-130 | 10 |
| Silver | 45.59 | ND | 50.00 | ug/L | 91% | | 70-130 | 10 |
| Thallium | 99.71 | ND | 100.0 | ug/L | 100% | | 70-130 | 10 |
| Tin | 95.90 | ND | 100.0 | ug/L | 96% | | 70-130 | 10 |
| Vanadium | 102.3 | 0.7420 | 100.0 | ug/L | 102% | | 70-130 | 10 |
| Zinc | 647.4 | 528.9 | 100.0 | ug/L | 119% | NM | 70-130 | 10 |

ENTHALPY ANALYTICAL

# Batch QC

| Type: | Matrix Spike Duplicate | Lab ID: | QC1333467 | Batch: | 393312 |
|---|---|---|---|---|---|
| Matrix (Source ID): | Water (551416-001) | Method: | EPA 200.8 | Prep Method: | EPA 3015A |

| QC1333467 Analyte | Result | Source Sample Result | Spiked | Units | Recovery | Qual | Limits | RPD | RPD Lim | DF |
|---|---|---|---|---|---|---|---|---|---|---|
| Antimony | 109.3 | 1.267 | 100.0 | ug/L | 108% | | 70-130 | 3 | 20 | 10 |
| Arsenic | 107.0 | 1.622 | 100.0 | ug/L | 105% | | 70-130 | 8 | 20 | 10 |
| Barium | 174.2 | 72.45 | 100.0 | ug/L | 102% | | 70-130 | 8 | 20 | 10 |
| Beryllium | 109.4 | ND | 100.0 | ug/L | 109% | | 70-130 | 9 | 20 | 10 |
| Boron | 247.5 | 140.4 | 100.0 | ug/L | 107% | | 70-130 | 3 | 20 | 10 |
| Cadmium | 102.9 | 0.07300 | 100.0 | ug/L | 103% | | 70-130 | 7 | 20 | 10 |
| Chromium | 106.8 | 0.8760 | 100.0 | ug/L | 106% | | 70-130 | 2 | 20 | 10 |
| Cobalt | 115.2 | 2.686 | 100.0 | ug/L | 113% | | 70-130 | 5 | 20 | 10 |
| Copper | 111.3 | 3.981 | 100.0 | ug/L | 107% | | 70-130 | 0 | 20 | 10 |
| Lead | 103.2 | 0.4690 | 100.0 | ug/L | 103% | | 70-130 | 5 | 20 | 10 |
| Manganese | 228.6 | 120.6 | 100.0 | ug/L | 108% | | 70-130 | 0 | 20 | 10 |
| Nickel | 135.0 | 23.17 | 100.0 | ug/L | 112% | | 70-130 | 0 | 20 | 10 |
| Selenium | 102.1 | ND | 100.0 | ug/L | 102% | | 70-130 | 3 | 20 | 10 |
| Silver | 48.45 | ND | 50.00 | ug/L | 97% | | 70-130 | 6 | 20 | 10 |
| Thallium | 104.2 | ND | 100.0 | ug/L | 104% | | 70-130 | 4 | 20 | 10 |
| Tin | 100.3 | ND | 100.0 | ug/L | 100% | | 70-130 | 4 | 20 | 10 |
| Vanadium | 104.7 | 0.7420 | 100.0 | ug/L | 104% | | 70-130 | 2 | 20 | 10 |
| Zinc | 628.3 | 528.9 | 100.0 | ug/L | 99% | NM | 70-130 | 3 | 20 | 10 |

| Type: | Blank | Lab ID: | QC1333651 | Batch: | 393365 |
|---|---|---|---|---|---|
| Matrix: | Water | Method: | EPA 245.1 | Prep Method: | EPA 245.1 |

| QC1333651 Analyte | Result | Qual | Units | RL | MDL | Prepared | Analyzed |
|---|---|---|---|---|---|---|---|
| Mercury | ND | | ug/L | 0.40 | 0.032 | 01/23/26 | 01/23/26 |

| Type: | Lab Control Sample | Lab ID: | QC1333652 | Batch: | 393365 |
|---|---|---|---|---|---|
| Matrix: | Water | Method: | EPA 245.1 | Prep Method: | EPA 245.1 |

| QC1333652 Analyte | Result | Spiked | Units | Recovery | Qual | Limits |
|---|---|---|---|---|---|---|
| Mercury | 4.811 | 5.000 | ug/L | 96% | | 85-115 |

| Type: | Matrix Spike | Lab ID: | QC1333659 | Batch: | 393365 |
|---|---|---|---|---|---|
| Matrix (Source ID): | Drinking Water (551370-001) | Method: | EPA 245.1 | Prep Method: | EPA 245.1 |

| QC1333659 Analyte | Result | Source Sample Result | Spiked | Units | Recovery | Qual | Limits | DF |
|---|---|---|---|---|---|---|---|---|
| Mercury | 4.802 | ND | 5.000 | ug/L | 96% | | 75-125 | 1 |

ENTHALPY ANALYTICAL

# Batch QC

| | | | |
|---|---|---|---|
| **Type:** | Matrix Spike Duplicate | **Lab ID:** | QC1333660 |
| **Matrix (Source ID):** | Drinking Water (551370-001) | **Method:** | EPA 245.1 |
| **Batch:** | 393365 | | |
| **Prep Method:** | EPA 245.1 | | |

| QC1333660 Analyte | Result | Source Sample Result | Spiked | Units | Recovery | Qual | Limits | RPD | RPD Lim | DF |
|---|---|---|---|---|---|---|---|---|---|---|
| Mercury | 4.732 | ND | 5.000 | ug/L | 95% | | 75-125 | 1 | 20 | 1 |

| | | | |
|---|---|---|---|
| **Type:** | Matrix Spike | **Lab ID:** | QC1333661 |
| **Matrix (Source ID):** | Drinking Water (551375-001) | **Method:** | EPA 245.1 |
| **Batch:** | 393365 | | |
| **Prep Method:** | EPA 245.1 | | |

| QC1333661 Analyte | Result | Source Sample Result | Spiked | Units | Recovery | Qual | Limits | DF |
|---|---|---|---|---|---|---|---|---|
| Mercury | 4.688 | ND | 5.000 | ug/L | 94% | | 75-125 | 1 |

| | | | |
|---|---|---|---|
| **Type:** | Matrix Spike Duplicate | **Lab ID:** | QC1333662 |
| **Matrix (Source ID):** | Drinking Water (551375-001) | **Method:** | EPA 245.1 |
| **Batch:** | 393365 | | |
| **Prep Method:** | EPA 245.1 | | |

| QC1333662 Analyte | Result | Source Sample Result | Spiked | Units | Recovery | Qual | Limits | RPD | RPD Lim | DF |
|---|---|---|---|---|---|---|---|---|---|---|
| Mercury | 4.719 | ND | 5.000 | ug/L | 94% | | 75-125 | 1 | 20 | 1 |

| | | | |
|---|---|---|---|
| **Type:** | Blank | **Lab ID:** | QC1336612 |
| **Matrix:** | Water | **Method:** | EPA 300.0 |
| **Batch:** | 394213 | | |
| **Prep Method:** | METHOD | | |

| QC1336612 Analyte | Result | Qual | Units | RL | MDL | Prepared | Analyzed |
|---|---|---|---|---|---|---|---|
| Fluoride | ND | | mg/L | 0.20 | 0.083 | 02/02/26 13:10 | 02/02/26 13:17 |

| | | | |
|---|---|---|---|
| **Type:** | Lab Control Sample | **Lab ID:** | QC1336613 |
| **Matrix:** | Water | **Method:** | EPA 300.0 |
| **Batch:** | 394213 | | |
| **Prep Method:** | METHOD | | |

| QC1336613 Analyte | Result | Spiked | Units | Recovery | Qual | Limits |
|---|---|---|---|---|---|---|
| Fluoride | 9.643 | 10.00 | mg/L | 96% | | 90-110 |

| | | | |
|---|---|---|---|
| **Type:** | Matrix Spike | **Lab ID:** | QC1336614 |
| **Matrix (Source ID):** | Water (551403-001) | **Method:** | EPA 300.0 |
| **Batch:** | 394213 | | |
| **Prep Method:** | METHOD | | |

| QC1336614 Analyte | Result | Source Sample Result | Spiked | Units | Recovery | Qual | Limits | DF |
|---|---|---|---|---|---|---|---|---|
| Fluoride | 19.54 | 0.4049 | 20.00 | mg/L | 96% | | 80-129 | 1 |

ENTHALPY ANALYTICAL

# Batch QC

| | | | | | |
|---|---|---|---|---|---|
| **Type:** | **Matrix Spike Duplicate** | **Lab ID:** | **QC1336615** | **Batch:** | **394213** |
| **Matrix (Source ID):** | **Water (551403-001)** | **Method:** | **EPA 300.0** | **Prep Method:** | **METHOD** |

| QC1336615 Analyte | Result | Source Sample Result | Spiked | Units | Recovery | Qual | Limits | RPD | RPD Lim | DF |
|---|---|---|---|---|---|---|---|---|---|---|
| Fluoride | 19.36 | 0.4049 | 20.00 | mg/L | 95% | | 80-129 | 1 | 21 | 1 |

| | | | | | |
|---|---|---|---|---|---|
| **Type:** | **Blank** | **Lab ID:** | **QC1333347** | **Batch:** | **393277** |
| **Matrix:** | **Drinking Water** | **Method:** | **EPA 300.0** | **Prep Method:** | **METHOD** |

| QC1333347 Analyte | Result | Qual | Units | RL | MDL | Prepared | Analyzed |
|---|---|---|---|---|---|---|---|
| Chloride | ND | | mg/L | 1.0 | 0.27 | 01/22/26 13:20 | 01/22/26 13:27 |
| Nitrogen, Nitrite | ND | | mg/L | 0.10 | 0.02 | 01/22/26 13:20 | 01/22/26 13:27 |
| Bromide | ND | | mg/L | 0.30 | 0.060 | 01/22/26 13:20 | 01/22/26 13:27 |
| Nitrogen, Nitrate | ND | | mg/L | 0.10 | 0.05 | 01/22/26 13:20 | 01/22/26 13:27 |
| Sulfate | ND | | mg/L | 1.0 | 0.18 | 01/22/26 13:20 | 01/22/26 13:27 |

| | | | | | |
|---|---|---|---|---|---|
| **Type:** | **Lab Control Sample** | **Lab ID:** | **QC1333348** | **Batch:** | **393277** |
| **Matrix:** | **Drinking Water** | **Method:** | **EPA 300.0** | **Prep Method:** | **METHOD** |

| QC1333348 Analyte | Result | Spiked | Units | Recovery | Qual | Limits |
|---|---|---|---|---|---|---|
| Chloride | 51.77 | 50.00 | mg/L | 104% | | 90-110 |
| Nitrogen, Nitrite | 4.875 | 4.567 | mg/L | 107% | | 90-110 |
| Bromide | 15.84 | 15.00 | mg/L | 106% | | 90-110 |
| Nitrogen, Nitrate | 4.741 | 4.518 | mg/L | 105% | | 90-110 |
| Sulfate | 26.88 | 25.00 | mg/L | 108% | | 90-110 |

| | | | | | |
|---|---|---|---|---|---|
| **Type:** | **Matrix Spike** | **Lab ID:** | **QC1333349** | **Batch:** | **393277** |
| **Matrix (Source ID):** | **Drinking Water (551370-001)** | **Method:** | **EPA 300.0** | **Prep Method:** | **METHOD** |

| QC1333349 Analyte | Result | Source Sample Result | Spiked | Units | Recovery | Qual | Limits | DF |
|---|---|---|---|---|---|---|---|---|
| Chloride | 109.9 | ND | 100.0 | mg/L | 110% | | 80-123 | 1 |
| Nitrogen, Nitrite | 9.925 | ND | 9.134 | mg/L | 109% | | 80-122 | 1 |
| Bromide | 16.04 | ND | 15.00 | mg/L | 107% | | 80-121 | 1 |
| Nitrogen, Nitrate | 9.776 | ND | 9.036 | mg/L | 108% | | 80-123 | 1 |
| Sulfate | 54.82 | ND | 50.00 | mg/L | 110% | | 79-124 | 1 |

ENTHALPY ANALYTICAL

# Batch QC

| | | | | | |
|---|---|---|---|---|---|
| **Type:** | **Matrix Spike Duplicate** | **Lab ID:** | **QC1333350** | **Batch:** | **393277** |
| **Matrix (Source ID):** | **Drinking Water (551370-001)** | **Method:** | **EPA 300.0** | **Prep Method:** | **METHOD** |

| QC1333350 Analyte | Result | Source Sample Result | Spiked | Units | Recovery | Qual | Limits | RPD | RPD Lim | DF |
|---|---|---|---|---|---|---|---|---|---|---|
| Chloride | 108.3 | ND | 100.0 | mg/L | 108% | | 80-123 | 1 | 20 | 1 |
| Nitrogen, Nitrite | 9.797 | ND | 9.134 | mg/L | 107% | | 80-122 | 1 | 21 | 1 |
| Bromide | 15.80 | ND | 15.00 | mg/L | 105% | | 80-121 | 2 | 20 | 1 |
| Nitrogen, Nitrate | 9.633 | ND | 9.036 | mg/L | 107% | | 80-123 | 1 | 20 | 1 |
| Sulfate | 54.10 | ND | 50.00 | mg/L | 108% | | 79-124 | 1 | 20 | 1 |

| | | | | | |
|---|---|---|---|---|---|
| **Type:** | **Matrix Spike** | **Lab ID:** | **QC1333351** | **Batch:** | **393277** |
| **Matrix (Source ID):** | **Drinking Water (551373-001)** | **Method:** | **EPA 300.0** | **Prep Method:** | **METHOD** |

| QC1333351 Analyte | Result | Source Sample Result | Spiked | Units | Recovery | Qual | Limits | DF |
|---|---|---|---|---|---|---|---|---|
| Chloride | 135.7 | 2.329 | 100.0 | mg/L | 133% | * | 80-123 | 1 |
| Nitrogen, Nitrite | 12.06 | ND | 9.134 | mg/L | 132% | * | 80-122 | 1 |
| Bromide | 19.29 | ND | 15.00 | mg/L | 129% | * | 80-121 | 1 |
| Nitrogen, Nitrate | 11.87 | ND | 9.036 | mg/L | 131% | * | 80-123 | 1 |
| Sulfate | 87.04 | 15.22 | 50.00 | mg/L | 144% | * | 79-124 | 1 |

| | | | | | |
|---|---|---|---|---|---|
| **Type:** | **Matrix Spike Duplicate** | **Lab ID:** | **QC1333352** | **Batch:** | **393277** |
| **Matrix (Source ID):** | **Drinking Water (551373-001)** | **Method:** | **EPA 300.0** | **Prep Method:** | **METHOD** |

| QC1333352 Analyte | Result | Source Sample Result | Spiked | Units | Recovery | Qual | Limits | RPD | RPD Lim | DF |
|---|---|---|---|---|---|---|---|---|---|---|
| Chloride | 114.1 | 2.329 | 100.0 | mg/L | 112% | | 80-123 | 17 | 20 | 1 |
| Nitrogen, Nitrite | 10.05 | ND | 9.134 | mg/L | 110% | | 80-122 | 18 | 21 | 1 |
| Bromide | 16.20 | ND | 15.00 | mg/L | 108% | | 80-121 | 17 | 20 | 1 |
| Nitrogen, Nitrate | 9.865 | ND | 9.036 | mg/L | 109% | | 80-123 | 18 | 20 | 1 |
| Sulfate | 69.89 | 15.22 | 50.00 | mg/L | 109% | | 79-124 | 22* | 20 | 1 |

| | | | | | |
|---|---|---|---|---|---|
| **Type:** | **Blank** | **Lab ID:** | **QC1334206** | **Batch:** | **393523** |
| **Matrix:** | **Water** | **Method:** | **EPA 350.1** | **Prep Method:** | **METHOD** |

| QC1334206 Analyte | Result | Qual | Units | RL | MDL | Prepared | Analyzed |
|---|---|---|---|---|---|---|---|
| Ammonia-N | ND | | mg/L | 0.10 | 0.068 | 01/26/26 | 01/26/26 |

| | | | | | |
|---|---|---|---|---|---|
| **Type:** | **Lab Control Sample** | **Lab ID:** | **QC1334207** | **Batch:** | **393523** |
| **Matrix:** | **Water** | **Method:** | **EPA 350.1** | **Prep Method:** | **METHOD** |

| QC1334207 Analyte | Result | Spiked | Units | Recovery | Qual | Limits |
|---|---|---|---|---|---|---|
| Ammonia-N | 0.9347 | 1.000 | mg/L | 93% | | 90-110 |

ENTHALPY ANALYTICAL

# Batch QC

| | | | | | |
|---|---|---|---|---|---|
| **Type:** | **Matrix Spike** | **Lab ID:** | **QC1334208** | **Batch:** | **393523** |
| **Matrix (Source ID):** | **Drinking Water (551373-001)** | **Method:** | **EPA 350.1** | **Prep Method:** | **METHOD** |

| QC1334208 Analyte | Result | Source Sample Result | Spiked | Units | Recovery | Qual | Limits | DF |
|---|---|---|---|---|---|---|---|---|
| Ammonia-N | 1.007 | ND | 1.000 | mg/L | 101% | | 90-110 | 1 |

| | | | | | |
|---|---|---|---|---|---|
| **Type:** | **Matrix Spike Duplicate** | **Lab ID:** | **QC1334209** | **Batch:** | **393523** |
| **Matrix (Source ID):** | **Drinking Water (551373-001)** | **Method:** | **EPA 350.1** | **Prep Method:** | **METHOD** |

| QC1334209 Analyte | Result | Source Sample Result | Spiked | Units | Recovery | Qual | Limits | RPD | RPD Lim | DF |
|---|---|---|---|---|---|---|---|---|---|---|
| Ammonia-N | 1.013 | ND | 1.000 | mg/L | 101% | | 90-110 | 1 | 20 | 1 |

| | | | | | |
|---|---|---|---|---|---|
| **Type:** | **Blank** | **Lab ID:** | **QC1334673** | **Batch:** | **393643** |
| **Matrix:** | **Water** | **Method:** | **EPA 420.1** | **Prep Method:** | **METHOD** |

| QC1334673 Analyte | Result | Qual | Units | RL | MDL | Prepared | Analyzed |
|---|---|---|---|---|---|---|---|
| Total Phenolics | ND | | mg/L | 0.010 | 0.0056 | 01/27/26 | 01/27/26 |

| | | | | | |
|---|---|---|---|---|---|
| **Type:** | **Lab Control Sample** | **Lab ID:** | **QC1334674** | **Batch:** | **393643** |
| **Matrix:** | **Water** | **Method:** | **EPA 420.1** | **Prep Method:** | **METHOD** |

| QC1334674 Analyte | Result | Spiked | Units | Recovery | Qual | Limits |
|---|---|---|---|---|---|---|
| Total Phenolics | 0.08200 | 0.08000 | mg/L | 103% | | 80-120 |

| | | | | | |
|---|---|---|---|---|---|
| **Type:** | **Lab Control Sample Duplicate** | **Lab ID:** | **QC1334675** | **Batch:** | **393643** |
| **Matrix:** | **Water** | **Method:** | **EPA 420.1** | **Prep Method:** | **METHOD** |

| QC1334675 Analyte | Result | Spiked | Units | Recovery | Qual | Limits | RPD | RPD Lim |
|---|---|---|---|---|---|---|---|---|
| Total Phenolics | 0.08300 | 0.08000 | mg/L | 104% | | 80-120 | 1 | 20 |

ENTHALPY ANALYTICAL

# Batch QC

| Type: Blank | Lab ID: QC1333440 | Batch: 393303 |
|---|---|---|
| Matrix: Water | | |

| QC1333440 Analyte | Result | Qual | Units | RL | MDL | Prepared | Analyzed |
|---|---|---|---|---|---|---|---|
| Method: EPA 625.1<br>Prep Method: EPA 3510C | | | | | | | |
| a-Terpineol | ND | | ug/L | 10 | 2.1 | 01/22/26 | 01/24/26 |
| Pyridine | ND | | ug/L | 10 | 2.8 | 01/22/26 | 01/23/26 |
| Phenol | ND | | ug/L | 10 | 2.1 | 01/22/26 | 01/23/26 |
| 2-Methylphenol | ND | | ug/L | 10 | 3.2 | 01/22/26 | 01/23/26 |
| 3-,4-Methylphenol | ND | | ug/L | 10 | 3.0 | 01/22/26 | 01/23/26 |
| Benzoic acid | ND | | ug/L | 50 | 11 | 01/22/26 | 01/23/26 |
| Naphthalene | ND | | ug/L | 10 | 3.6 | 01/22/26 | 01/23/26 |
| Cresol | ND | | ug/L | 10 | | 01/22/26 | 01/23/26 |
| Method: EPA 8270C<br>Prep Method: EPA 3510C | | | | | | | |
| Carbazole | ND | | ug/L | 10 | 2.8 | 01/22/26 | 01/23/26 |
| N-Nitrosodimethylamine | ND | | ug/L | 10 | 2.9 | 01/22/26 | 01/23/26 |
| Aniline | ND | | ug/L | 10 | 2.8 | 01/22/26 | 01/23/26 |
| bis(2-Chloroethyl)ether | ND | | ug/L | 25 | 3.7 | 01/22/26 | 01/23/26 |
| 2-Chlorophenol | ND | | ug/L | 10 | 3.6 | 01/22/26 | 01/23/26 |
| 1,3-Dichlorobenzene | ND | | ug/L | 10 | 3.3 | 01/22/26 | 01/23/26 |
| 1,4-Dichlorobenzene | ND | | ug/L | 10 | 3.4 | 01/22/26 | 01/23/26 |
| Benzyl alcohol | ND | | ug/L | 25 | 5.8 | 01/22/26 | 01/23/26 |
| 1,2-Dichlorobenzene | ND | | ug/L | 10 | 3.3 | 01/22/26 | 01/23/26 |
| bis(2-Chloroisopropyl) ether | ND | | ug/L | 10 | 3.8 | 01/22/26 | 01/23/26 |
| N-Nitroso-di-n-propylamine | ND | | ug/L | 10 | 3.9 | 01/22/26 | 01/23/26 |
| Hexachloroethane | ND | | ug/L | 10 | 3.0 | 01/22/26 | 01/23/26 |
| Nitrobenzene | ND | | ug/L | 25 | 8.4 | 01/22/26 | 01/23/26 |
| Isophorone | ND | | ug/L | 10 | 3.7 | 01/22/26 | 01/23/26 |
| 2-Nitrophenol | ND | | ug/L | 10 | 5.4 | 01/22/26 | 01/23/26 |
| 2,4-Dimethylphenol | ND | | ug/L | 10 | 3.2 | 01/22/26 | 01/23/26 |
| bis(2-Chloroethoxy)methane | ND | | ug/L | 10 | 3.7 | 01/22/26 | 01/23/26 |
| 2,4-Dichlorophenol | ND | | ug/L | 10 | 3.7 | 01/22/26 | 01/23/26 |
| 1,2,4-Trichlorobenzene | ND | | ug/L | 10 | 3.4 | 01/22/26 | 01/23/26 |
| 4-Chloroaniline | ND | | ug/L | 10 | 3.1 | 01/22/26 | 01/23/26 |
| Hexachlorobutadiene | ND | | ug/L | 10 | 2.2 | 01/22/26 | 01/23/26 |
| 4-Chloro-3-methylphenol | ND | | ug/L | 10 | 3.6 | 01/22/26 | 01/23/26 |
| 2-Methylnaphthalene | ND | | ug/L | 10 | 3.4 | 01/22/26 | 01/23/26 |
| Hexachlorocyclopentadiene | ND | | ug/L | 25 | 7.8 | 01/22/26 | 01/23/26 |
| 2,4,6-Trichlorophenol | ND | | ug/L | 10 | 4.1 | 01/22/26 | 01/23/26 |
| 2,4,5-Trichlorophenol | ND | | ug/L | 10 | 3.7 | 01/22/26 | 01/23/26 |
| 2-Chloronaphthalene | ND | | ug/L | 10 | 3.4 | 01/22/26 | 01/23/26 |
| 2-Nitroaniline | ND | | ug/L | 50 | 4.3 | 01/22/26 | 01/23/26 |
| Dimethylphthalate | ND | | ug/L | 10 | 3.4 | 01/22/26 | 01/23/26 |
| Acenaphthylene | ND | | ug/L | 10 | 3.9 | 01/22/26 | 01/23/26 |
| 2,6-Dinitrotoluene | ND | | ug/L | 10 | 4.4 | 01/22/26 | 01/23/26 |
| 3-Nitroaniline | ND | | ug/L | 10 | 4.0 | 01/22/26 | 01/23/26 |
| Acenaphthene | ND | | ug/L | 10 | 3.2 | 01/22/26 | 01/23/26 |
| 2,4-Dinitrophenol | ND | | ug/L | 50 | 15 | 01/22/26 | 01/23/26 |
| 4-Nitrophenol | ND | | ug/L | 10 | 8.5 | 01/22/26 | 01/23/26 |

ENTHALPY ANALYTICAL

# Batch QC

| QC1333440 Analyte | Result | Qual | Units | RL | MDL | Prepared | Analyzed |
|---|---|---|---|---|---|---|---|
| Dibenzofuran | ND | | ug/L | 10 | 3.2 | 01/22/26 | 01/23/26 |
| 2,4-Dinitrotoluene | ND | | ug/L | 10 | 4.3 | 01/22/26 | 01/23/26 |
| Diethylphthalate | ND | | ug/L | 10 | 2.9 | 01/22/26 | 01/23/26 |
| Fluorene | ND | | ug/L | 10 | 3.1 | 01/22/26 | 01/23/26 |
| 4-Chlorophenyl-phenylether | ND | | ug/L | 10 | 3.1 | 01/22/26 | 01/23/26 |
| 4-Nitroaniline | ND | | ug/L | 10 | 3.3 | 01/22/26 | 01/23/26 |
| 4,6-Dinitro-2-methylphenol | ND | | ug/L | 50 | 17 | 01/22/26 | 01/23/26 |
| N-Nitrosodiphenylamine | ND | | ug/L | 10 | 4.0 | 01/22/26 | 01/23/26 |
| 1,2-diphenylhydrazine (as azobenzene) | ND | | ug/L | 10 | 2.9 | 01/22/26 | 01/23/26 |
| 4-Bromophenyl-phenylether | ND | | ug/L | 10 | 3.3 | 01/22/26 | 01/23/26 |
| Hexachlorobenzene | ND | | ug/L | 10 | 3.0 | 01/22/26 | 01/23/26 |
| Pentachlorophenol | ND | | ug/L | 25 | 5.7 | 01/22/26 | 01/23/26 |
| Phenanthrene | ND | | ug/L | 10 | 2.9 | 01/22/26 | 01/23/26 |
| Anthracene | ND | | ug/L | 10 | 2.8 | 01/22/26 | 01/23/26 |
| Di-n-butylphthalate | ND | | ug/L | 10 | 3.0 | 01/22/26 | 01/23/26 |
| Fluoranthene | ND | | ug/L | 10 | 2.8 | 01/22/26 | 01/23/26 |
| Benzidine | ND | | ug/L | 50 | 19 | 01/22/26 | 01/23/26 |
| Pyrene | ND | | ug/L | 10 | 2.7 | 01/22/26 | 01/23/26 |
| Butylbenzylphthalate | ND | | ug/L | 10 | 3.6 | 01/22/26 | 01/23/26 |
| 3,3'-Dichlorobenzidine | ND | | ug/L | 25 | 5.2 | 01/22/26 | 01/23/26 |
| Benzo(a)anthracene | ND | | ug/L | 10 | 2.4 | 01/22/26 | 01/23/26 |
| Chrysene | ND | | ug/L | 10 | 2.5 | 01/22/26 | 01/23/26 |
| bis(2-Ethylhexyl)phthalate | ND | | ug/L | 10 | 3.3 | 01/22/26 | 01/23/26 |
| Di-n-octylphthalate | ND | | ug/L | 10 | 4.7 | 01/22/26 | 01/23/26 |
| Benzo(b)fluoranthene | ND | | ug/L | 10 | 3.0 | 01/22/26 | 01/23/26 |
| Benzo(k)fluoranthene | ND | | ug/L | 10 | 3.1 | 01/22/26 | 01/23/26 |
| Benzo(a)pyrene | ND | | ug/L | 10 | 3.1 | 01/22/26 | 01/23/26 |
| Indeno(1,2,3-cd)pyrene | ND | | ug/L | 10 | 4.2 | 01/22/26 | 01/23/26 |
| Dibenz(a,h)anthracene | ND | | ug/L | 10 | 4.2 | 01/22/26 | 01/23/26 |
| Benzo(g,h,i)perylene | ND | | ug/L | 10 | 4.1 | 01/22/26 | 01/23/26 |
| **Surrogates** | | | | **Limits** | | | |
| 2-Fluorophenol | 63% | | %REC | 15-120 | | 01/22/26 | 01/23/26 |
| Phenol-d6 | 41% | | %REC | 15-120 | | 01/22/26 | 01/23/26 |
| 2,4,6-Tribromophenol | 75% | | %REC | 15-140 | | 01/22/26 | 01/23/26 |
| Nitrobenzene-d5 | 95% | | %REC | 15-123 | | 01/22/26 | 01/23/26 |
| 2-Fluorobiphenyl | 78% | | %REC | 15-120 | | 01/22/26 | 01/23/26 |
| Terphenyl-d14 | 87% | | %REC | 15-120 | | 01/22/26 | 01/23/26 |

ENTHALPY ANALYTICAL

# Batch QC

| | | | | | |
|---|---|---|---|---|---|
| **Type:** | **Lab Control Sample** | **Lab ID:** | **QC1333441** | **Batch:** | **393303** |
| **Matrix:** | **Water** | **Method:** | **EPA 8270C** | **Prep Method:** | **EPA 3510C** |

| QC1333441 Analyte | Result | Spiked | Units | Recovery | Qual | Limits |
|---|---|---|---|---|---|---|
| Phenol | 31.15 | 75.00 | ug/L | 42% | | 14-120 |
| 2-Chlorophenol | 60.57 | 75.00 | ug/L | 81% | | 46-120 |
| 1,4-Dichlorobenzene | 56.15 | 75.00 | ug/L | 75% | | 42-120 |
| 3-,4-Methylphenol | 64.00 | 75.00 | ug/L | 85% | | 40-120 |
| N-Nitroso-di-n-propylamine | 77.44 | 75.00 | ug/L | 103% | | 54-121 |
| 2,4-Dimethylphenol | 61.72 | 75.00 | ug/L | 82% | | 48-120 |
| 1,2,4-Trichlorobenzene | 60.84 | 75.00 | ug/L | 81% | | 45-120 |
| 4-Chloro-3-methylphenol | 73.20 | 75.00 | ug/L | 98% | | 60-121 |
| 2,4,5-Trichlorophenol | 67.06 | 75.00 | ug/L | 89% | | 62-124 |
| Acenaphthene | 56.59 | 75.00 | ug/L | 75% | | 56-120 |
| 4-Nitrophenol | 29.24 | 75.00 | ug/L | 39% | | 17-120 |
| 2,4-Dinitrotoluene | 63.55 | 75.00 | ug/L | 85% | | 69-127 |
| Pentachlorophenol | 56.33 | 75.00 | ug/L | 75% | | 51-120 |
| Pyrene | 64.56 | 75.00 | ug/L | 86% | | 68-123 |
| Chrysene | 59.47 | 75.00 | ug/L | 79% | | 66-120 |
| Benzo(b)fluoranthene | 61.76 | 75.00 | ug/L | 82% | | 67-120 |
| **Surrogates** | | | | | | |
| 2-Fluorophenol | 23.40 | 40.00 | ug/L | 59% | | 15-120 |
| Phenol-d6 | 15.25 | 40.00 | ug/L | 38% | | 15-120 |
| 2,4,6-Tribromophenol | 28.78 | 40.00 | ug/L | 72% | | 15-140 |
| Nitrobenzene-d5 | 37.92 | 40.00 | ug/L | 95% | | 15-123 |
| 2-Fluorobiphenyl | 29.50 | 40.00 | ug/L | 74% | | 15-120 |
| Terphenyl-d14 | 32.86 | 40.00 | ug/L | 82% | | 15-120 |

ENTHALPY ANALYTICAL

# Batch QC

| | | | | | |
|---|---|---|---|---|---|
| **Type:** | **Lab Control Sample Duplicate** | **Lab ID:** | **QC1333442** | **Batch:** | **393303** |
| **Matrix:** | **Water** | **Method:** | **EPA 8270C** | **Prep Method:** | **EPA 3510C** |

| QC1333442 Analyte | Result | Spiked | Units | Recovery | Qual | Limits | RPD | RPD Lim |
|---|---|---|---|---|---|---|---|---|
| Phenol | 31.89 | 75.00 | ug/L | 43% | | 14-120 | 2 | 52 |
| 2-Chlorophenol | 64.13 | 75.00 | ug/L | 86% | | 46-120 | 6 | 52 |
| 1,4-Dichlorobenzene | 60.35 | 75.00 | ug/L | 80% | | 42-120 | 7 | 53 |
| 3-,4-Methylphenol | 63.02 | 75.00 | ug/L | 84% | | 40-120 | 2 | 51 |
| N-Nitroso-di-n-propylamine | 78.47 | 75.00 | ug/L | 105% | | 54-121 | 1 | 52 |
| 2,4-Dimethylphenol | 62.47 | 75.00 | ug/L | 83% | | 48-120 | 1 | 52 |
| 1,2,4-Trichlorobenzene | 59.10 | 75.00 | ug/L | 79% | | 45-120 | 3 | 54 |
| 4-Chloro-3-methylphenol | 77.31 | 75.00 | ug/L | 103% | | 60-121 | 5 | 47 |
| 2,4,5-Trichlorophenol | 70.16 | 75.00 | ug/L | 94% | | 62-124 | 5 | 46 |
| Acenaphthene | 60.29 | 75.00 | ug/L | 80% | | 56-120 | 6 | 46 |
| 4-Nitrophenol | 33.09 | 75.00 | ug/L | 44% | | 17-120 | 12 | 44 |
| 2,4-Dinitrotoluene | 68.38 | 75.00 | ug/L | 91% | | 69-127 | 7 | 40 |
| Pentachlorophenol | 53.31 | 75.00 | ug/L | 71% | | 51-120 | 6 | 42 |
| Pyrene | 64.89 | 75.00 | ug/L | 87% | | 68-123 | 1 | 39 |
| Chrysene | 66.46 | 75.00 | ug/L | 89% | | 66-120 | 11 | 38 |
| Benzo(b)fluoranthene | 65.29 | 75.00 | ug/L | 87% | | 67-120 | 6 | 39 |
| **Surrogates** | | | | | | | | |
| 2-Fluorophenol | 23.56 | 40.00 | ug/L | 59% | | 15-120 | | |
| Phenol-d6 | 16.16 | 40.00 | ug/L | 40% | | 15-120 | | |
| 2,4,6-Tribromophenol | 30.08 | 40.00 | ug/L | 75% | | 15-140 | | |
| Nitrobenzene-d5 | 38.09 | 40.00 | ug/L | 95% | | 15-123 | | |
| 2-Fluorobiphenyl | 31.43 | 40.00 | ug/L | 79% | | 15-120 | | |
| Terphenyl-d14 | 32.46 | 40.00 | ug/L | 81% | | 15-120 | | |

ENTHALPY ANALYTICAL

# Batch QC

| Type: Blank | Lab ID: QC1333388 | Batch: 393289 |
|---|---|---|
| Matrix: Water | | |

| QC1333388 Analyte | Result | Qual | Units | RL | MDL | Prepared | Analyzed |
|---|---|---|---|---|---|---|---|
| Method: EPA 8081A<br>Prep Method: EPA 3510C | | | | | | | |
| alpha-BHC | ND | | ug/L | 0.05 | 0.02 | 01/22/26 | 01/26/26 |
| beta-BHC | ND | | ug/L | 0.05 | 0.01 | 01/22/26 | 01/26/26 |
| gamma-BHC | ND | | ug/L | 0.05 | 0.01 | 01/22/26 | 01/26/26 |
| delta-BHC | ND | | ug/L | 0.05 | 0.01 | 01/22/26 | 01/26/26 |
| Heptachlor | ND | | ug/L | 0.05 | 0.01 | 01/22/26 | 01/26/26 |
| Aldrin | ND | | ug/L | 0.05 | 0.01 | 01/22/26 | 01/26/26 |
| Heptachlor epoxide | ND | | ug/L | 0.05 | 0.01 | 01/22/26 | 01/26/26 |
| Endosulfan I | ND | | ug/L | 0.05 | 0.01 | 01/22/26 | 01/26/26 |
| Dieldrin | ND | | ug/L | 0.1 | 0.01 | 01/22/26 | 01/26/26 |
| 4,4'-DDE | ND | | ug/L | 0.1 | 0.01 | 01/22/26 | 01/26/26 |
| Endrin | ND | | ug/L | 0.1 | 0.01 | 01/22/26 | 01/26/26 |
| Endosulfan II | ND | | ug/L | 0.1 | 0.02 | 01/22/26 | 01/26/26 |
| Endosulfan sulfate | ND | | ug/L | 0.1 | 0.02 | 01/22/26 | 01/26/26 |
| 4,4'-DDD | ND | | ug/L | 0.1 | 0.02 | 01/22/26 | 01/26/26 |
| Endrin aldehyde | ND | | ug/L | 0.1 | 0.03 | 01/22/26 | 01/26/26 |
| Endrin ketone | ND | | ug/L | 0.1 | 0.03 | 01/22/26 | 01/26/26 |
| 4,4'-DDT | ND | | ug/L | 0.1 | 0.08 | 01/22/26 | 01/26/26 |
| Methoxychlor | ND | | ug/L | 0.1 | 0.04 | 01/22/26 | 01/26/26 |
| Toxaphene | ND | | ug/L | 2.0 | 0.6 | 01/22/26 | 01/26/26 |
| Chlordane (Technical) | ND | | ug/L | 1.0 | 0.2 | 01/22/26 | 01/26/26 |
| **Surrogates** | | | | **Limits** | | | |
| TCMX | 77% | | %REC | 29-120 | | 01/22/26 | 01/26/26 |
| Decachlorobiphenyl | 90% | | %REC | 33-132 | | 01/22/26 | 01/26/26 |
| Method: EPA 8082<br>Prep Method: EPA 3510C | | | | | | | |
| Aroclor-1016 | ND | | ug/L | 0.50 | 0.30 | 01/22/26 | 01/27/26 |
| Aroclor-1221 | ND | | ug/L | 0.50 | 0.47 | 01/22/26 | 01/27/26 |
| Aroclor-1232 | ND | | ug/L | 0.50 | 0.27 | 01/22/26 | 01/27/26 |
| Aroclor-1242 | ND | | ug/L | 0.50 | 0.29 | 01/22/26 | 01/27/26 |
| Aroclor-1248 | ND | | ug/L | 0.50 | 0.24 | 01/22/26 | 01/27/26 |
| Aroclor-1254 | ND | | ug/L | 0.50 | 0.27 | 01/22/26 | 01/27/26 |
| Aroclor-1260 | ND | | ug/L | 0.50 | 0.33 | 01/22/26 | 01/27/26 |
| Aroclor-1262 | ND | | ug/L | 0.50 | 0.29 | 01/22/26 | 01/27/26 |
| Aroclor-1268 | ND | | ug/L | 0.50 | 0.26 | 01/22/26 | 01/27/26 |
| **Surrogates** | | | | **Limits** | | | |
| Decachlorobiphenyl (PCB) | 59% | | %REC | 28-138 | | 01/22/26 | 01/27/26 |

ENTHALPY ANALYTICAL

# Batch QC

| | | | | | |
|---|---|---|---|---|---|
| **Type:** | **Lab Control Sample** | **Lab ID:** | **QC1333389** | **Batch:** | **393289** |
| **Matrix:** | **Water** | **Method:** | **EPA 8081A** | **Prep Method:** | **EPA 3510C** |

| QC1333389 Analyte | Result | Spiked | Units | Recovery | Qual | Limits |
|---|---|---|---|---|---|---|
| alpha-BHC | 0.5397 | 0.5000 | ug/L | 108% | | 66-121 |
| beta-BHC | 0.5416 | 0.5000 | ug/L | 108% | | 73-120 |
| gamma-BHC | 0.5643 | 0.5000 | ug/L | 113% | | 68-125 |
| delta-BHC | 0.5529 | 0.5000 | ug/L | 111% | | 68-131 |
| Heptachlor | 0.5507 | 0.5000 | ug/L | 110% | | 63-120 |
| Aldrin | 0.4831 | 0.5000 | ug/L | 97% | | 56-120 |
| Heptachlor epoxide | 0.5159 | 0.5000 | ug/L | 103% | | 65-120 |
| Endosulfan I | 0.5316 | 0.5000 | ug/L | 106% | | 68-124 |
| Dieldrin | 0.5329 | 0.5000 | ug/L | 107% | | 66-124 |
| 4,4'-DDE | 0.5563 | 0.5000 | ug/L | 111% | | 67-131 |
| Endrin | 0.5404 | 0.5000 | ug/L | 108% | | 68-135 |
| Endosulfan II | 0.5745 | 0.5000 | ug/L | 115% | | 71-130 |
| Endosulfan sulfate | 0.5645 | 0.5000 | ug/L | 113% | | 68-128 |
| 4,4'-DDD | 0.5133 | 0.5000 | ug/L | 103% | | 65-130 |
| Endrin aldehyde | 0.5581 | 0.5000 | ug/L | 112% | | 67-124 |
| Endrin ketone | 0.5600 | 0.5000 | ug/L | 112% | # | 69-137 |
| 4,4'-DDT | 0.5693 | 0.5000 | ug/L | 114% | | 65-136 |
| Methoxychlor | 0.6470 | 0.5000 | ug/L | 129% | | 69-150 |
| **Surrogates** | | | | | | |
| TCMX | 0.4841 | 0.5000 | ug/L | 97% | | 29-120 |
| Decachlorobiphenyl | 0.5109 | 0.5000 | ug/L | 102% | | 33-132 |

# Batch QC

| Type: | Lab Control Sample Duplicate | Lab ID: | QC1333390 | Batch: | 393289 |
|---|---|---|---|---|---|
| Matrix: | Water | Method: | EPA 8081A | Prep Method: | EPA 3510C |

| QC1333390 Analyte | Result | Spiked | Units | Recovery | Qual | Limits | RPD | RPD Lim |
|---|---|---|---|---|---|---|---|---|
| alpha-BHC | 0.4744 | 0.5000 | ug/L | 95% | | 66-121 | 13 | 20 |
| beta-BHC | 0.4731 | 0.5000 | ug/L | 95% | | 73-120 | 13 | 20 |
| gamma-BHC | 0.4847 | 0.5000 | ug/L | 97% | | 68-125 | 15 | 20 |
| delta-BHC | 0.4603 | 0.5000 | ug/L | 92% | | 68-131 | 18 | 20 |
| Heptachlor | 0.4617 | 0.5000 | ug/L | 92% | | 63-120 | 18 | 24 |
| Aldrin | 0.4135 | 0.5000 | ug/L | 83% | | 56-120 | 16 | 30 |
| Heptachlor epoxide | 0.4376 | 0.5000 | ug/L | 88% | | 65-120 | 16 | 20 |
| Endosulfan I | 0.4531 | 0.5000 | ug/L | 91% | | 68-124 | 16 | 20 |
| Dieldrin | 0.4530 | 0.5000 | ug/L | 91% | | 66-124 | 16 | 22 |
| 4,4'-DDE | 0.4550 | 0.5000 | ug/L | 91% | | 67-131 | 20 | 21 |
| Endrin | 0.4454 | 0.5000 | ug/L | 89% | | 68-135 | 19 | 20 |
| Endosulfan II | 0.4835 | 0.5000 | ug/L | 97% | | 71-130 | 17 | 21 |
| Endosulfan sulfate | 0.4788 | 0.5000 | ug/L | 96% | | 68-128 | 16 | 21 |
| 4,4'-DDD | 0.4251 | 0.5000 | ug/L | 85% | | 65-130 | 19 | 22 |
| Endrin aldehyde | 0.4835 | 0.5000 | ug/L | 97% | | 67-124 | 14 | 20 |
| Endrin ketone | 0.4814 | 0.5000 | ug/L | 96% | # | 69-137 | 15 | 21 |
| 4,4'-DDT | 0.4707 | 0.5000 | ug/L | 94% | | 65-136 | 19 | 23 |
| Methoxychlor | 0.5506 | 0.5000 | ug/L | 110% | | 69-150 | 16 | 23 |
| **Surrogates** | | | | | | | | |
| TCMX | 0.3858 | 0.5000 | ug/L | 77% | | 29-120 | | |
| Decachlorobiphenyl | 0.4416 | 0.5000 | ug/L | 88% | | 33-132 | | |

| Type: | Lab Control Sample | Lab ID: | QC1333391 | Batch: | 393289 |
|---|---|---|---|---|---|
| Matrix: | Water | Method: | EPA 8082 | Prep Method: | EPA 3510C |

| QC1333391 Analyte | Result | Spiked | Units | Recovery | Qual | Limits |
|---|---|---|---|---|---|---|
| Aroclor-1016 | 4.279 | 5.000 | ug/L | 86% | | 69-120 |
| Aroclor-1260 | 4.431 | 5.000 | ug/L | 89% | | 72-124 |
| **Surrogates** | | | | | | |
| Decachlorobiphenyl (PCB) | 0.3911 | 0.5000 | ug/L | 78% | | 28-138 |

| Type: | Lab Control Sample Duplicate | Lab ID: | QC1333392 | Batch: | 393289 |
|---|---|---|---|---|---|
| Matrix: | Water | Method: | EPA 8082 | Prep Method: | EPA 3510C |

| QC1333392 Analyte | Result | Spiked | Units | Recovery | Qual | Limits | RPD | RPD Lim |
|---|---|---|---|---|---|---|---|---|
| Aroclor-1016 | 5.112 | 5.000 | ug/L | 102% | | 69-120 | 18 | 22 |
| Aroclor-1260 | 4.995 | 5.000 | ug/L | 100% | | 72-124 | 12 | 25 |
| **Surrogates** | | | | | | | | |
| Decachlorobiphenyl (PCB) | 0.4398 | 0.5000 | ug/L | 88% | | 28-138 | | |

ENTHALPY ANALYTICAL

# Batch QC

| Type: Lab Control Sample | Lab ID: QC1333956 | Batch: 393459 |
|---|---|---|
| Matrix: Water | Method: EPA 8260B | Prep Method: EPA 5030B |

| QC1333956 Analyte | Result | Spiked | Units | Recovery | Qual | Limits |
|---|---|---|---|---|---|---|
| 1,1-Dichloroethene | 54.45 | 50.00 | ug/L | 109% | | 69-128 |
| MTBE | 52.46 | 50.00 | ug/L | 105% | | 66-125 |
| Benzene | 53.37 | 50.00 | ug/L | 107% | | 76-121 |
| Trichloroethene | 53.60 | 50.00 | ug/L | 107% | | 76-124 |
| Toluene | 52.05 | 50.00 | ug/L | 104% | | 76-120 |
| Chlorobenzene | 51.81 | 50.00 | ug/L | 104% | | 78-120 |
| **Surrogates** | | | | | | |
| Dibromofluoromethane | 50.38 | 50.00 | ug/L | 101% | | 70-130 |
| 1,2-Dichloroethane-d4 | 50.99 | 50.00 | ug/L | 102% | | 70-130 |
| Toluene-d8 | 49.83 | 50.00 | ug/L | 100% | | 70-130 |
| Bromofluorobenzene | 42.65 | 50.00 | ug/L | 85% | | 70-130 |

| Type: Lab Control Sample Duplicate | Lab ID: QC1333957 | Batch: 393459 |
|---|---|---|
| Matrix: Water | Method: EPA 8260B | Prep Method: EPA 5030B |

| QC1333957 Analyte | Result | Spiked | Units | Recovery | Qual | Limits | RPD | RPD Lim |
|---|---|---|---|---|---|---|---|---|
| 1,1-Dichloroethene | 51.46 | 50.00 | ug/L | 103% | | 69-128 | 6 | 23 |
| MTBE | 51.66 | 50.00 | ug/L | 103% | | 66-125 | 2 | 22 |
| Benzene | 50.97 | 50.00 | ug/L | 102% | | 76-121 | 5 | 21 |
| Trichloroethene | 52.42 | 50.00 | ug/L | 105% | | 76-124 | 2 | 22 |
| Toluene | 51.69 | 50.00 | ug/L | 103% | | 76-120 | 1 | 21 |
| Chlorobenzene | 51.75 | 50.00 | ug/L | 104% | | 78-120 | 0 | 20 |
| **Surrogates** | | | | | | | | |
| Dibromofluoromethane | 49.30 | 50.00 | ug/L | 99% | | 70-130 | | |
| 1,2-Dichloroethane-d4 | 49.86 | 50.00 | ug/L | 100% | | 70-130 | | |
| Toluene-d8 | 50.41 | 50.00 | ug/L | 101% | | 70-130 | | |
| Bromofluorobenzene | 43.19 | 50.00 | ug/L | 86% | | 70-130 | | |

| Type: Matrix Spike | Lab ID: QC1333960 | Batch: 393459 |
|---|---|---|
| Matrix (Source ID): Water (551501-001) | Method: EPA 8260B | Prep Method: EPA 5030B |

| QC1333960 Analyte | Result | Source Sample Result | Spiked | Units | Recovery | Qual | Limits | DF |
|---|---|---|---|---|---|---|---|---|
| 1,1-Dichloroethene | 20.37 | ND | 20.00 | ug/L | 102% | | 62-131 | 1 |
| MTBE | 19.72 | ND | 20.00 | ug/L | 99% | | 61-124 | 1 |
| Benzene | 19.95 | ND | 20.00 | ug/L | 100% | | 70-123 | 1 |
| Trichloroethene | 21.13 | ND | 20.00 | ug/L | 106% | | 65-131 | 1 |
| Toluene | 19.39 | ND | 20.00 | ug/L | 97% | | 69-120 | 1 |
| Chlorobenzene | 20.19 | ND | 20.00 | ug/L | 101% | | 72-121 | 1 |
| **Surrogates** | | | | | | | | |
| Dibromofluoromethane | 50.46 | | 50.00 | ug/L | 101% | | 70-130 | 1 |
| 1,2-Dichloroethane-d4 | 51.86 | | 50.00 | ug/L | 104% | | 70-130 | 1 |
| Toluene-d8 | 50.25 | | 50.00 | ug/L | 101% | | 70-130 | 1 |
| Bromofluorobenzene | 45.23 | | 50.00 | ug/L | 90% | | 70-130 | 1 |

ENTHALPY ANALYTICAL

# Batch QC

| | | | | | |
|---|---|---|---|---|---|
| **Type:** | **Matrix Spike Duplicate** | **Lab ID:** | **QC1333961** | **Batch:** | **393459** |
| **Matrix (Source ID):** | **Water (551501-001)** | **Method:** | **EPA 8260B** | **Prep Method:** | **EPA 5030B** |

| QC1333961 Analyte | Result | Source Sample Result | Spiked | Units | Recovery | Qual | Limits | RPD | RPD Lim | DF |
|---|---|---|---|---|---|---|---|---|---|---|
| 1,1-Dichloroethene | 24.14 | ND | 20.00 | ug/L | 121% | | 62-131 | 17 | 31 | 1 |
| MTBE | 23.26 | ND | 20.00 | ug/L | 116% | | 61-124 | 16 | 30 | 1 |
| Benzene | 23.01 | ND | 20.00 | ug/L | 115% | | 70-123 | 14 | 31 | 1 |
| Trichloroethene | 23.98 | ND | 20.00 | ug/L | 120% | | 65-131 | 13 | 31 | 1 |
| Toluene | 22.02 | ND | 20.00 | ug/L | 110% | | 69-120 | 13 | 29 | 1 |
| Chlorobenzene | 22.73 | ND | 20.00 | ug/L | 114% | | 72-121 | 12 | 29 | 1 |
| **Surrogates** | | | | | | | | | | |
| Dibromofluoromethane | 50.91 | | 50.00 | ug/L | 102% | | 70-130 | | | 1 |
| 1,2-Dichloroethane-d4 | 52.25 | | 50.00 | ug/L | 105% | | 70-130 | | | 1 |
| Toluene-d8 | 50.00 | | 50.00 | ug/L | 100% | | 70-130 | | | 1 |
| Bromofluorobenzene | 44.72 | | 50.00 | ug/L | 89% | | 70-130 | | | 1 |

ENTHALPY ANALYTICAL

# Batch QC

| Type: Blank | Lab ID: QC1333962 | Batch: 393459 |
|---|---|---|
| Matrix: Water | Method: EPA 8260B | Prep Method: EPA 5030B |

| QC1333962 Analyte | Result | Qual | Units | RL | MDL | Prepared | Analyzed |
|---|---|---|---|---|---|---|---|
| Carbon Disulfide | ND | | ug/L | 5.0 | 0.1 | 01/23/26 | 01/23/26 |
| Chloroprene | ND | | ug/L | 200 | 2.7 | 01/23/26 | 01/23/26 |
| 3-Chloropropene | ND | | ug/L | 5.0 | 0.2 | 01/23/26 | 01/23/26 |
| Ethyl methacrylate | ND | | ug/L | 50 | 3.9 | 01/23/26 | 01/23/26 |
| Ethanol | ND | | ug/L | 500 | 160 | 01/23/26 | 01/23/26 |
| 2-Hexanone | ND | | ug/L | 5.0 | 1.3 | 01/23/26 | 01/23/26 |
| Isopropanol (IPA) | ND | | ug/L | 200 | 96 | 01/23/26 | 01/23/26 |
| Methyl acrylonitrile | ND | | ug/L | 35 | 4.2 | 01/23/26 | 01/23/26 |
| Vinyl Acetate | ND | | ug/L | 50 | 3.2 | 01/23/26 | 01/23/26 |
| Acrolein | ND | | ug/L | 200 | 2.6 | 01/23/26 | 01/23/26 |
| Acrylonitrile | ND | | ug/L | 10 | 0.7 | 01/23/26 | 01/23/26 |
| Freon 12 | ND | | ug/L | 5.0 | 0.2 | 01/23/26 | 01/23/26 |
| Chloromethane | ND | | ug/L | 5.0 | 0.09 | 01/23/26 | 01/23/26 |
| Vinyl Chloride | ND | | ug/L | 5.0 | 0.1 | 01/23/26 | 01/23/26 |
| Bromomethane | ND | | ug/L | 5.0 | 0.1 | 01/23/26 | 01/23/26 |
| Chloroethane | ND | | ug/L | 5.0 | 0.1 | 01/23/26 | 01/23/26 |
| Trichlorofluoromethane | ND | | ug/L | 5.0 | 0.1 | 01/23/26 | 01/23/26 |
| Iodomethane | ND | | ug/L | 20 | | 01/23/26 | 01/23/26 |
| Acetone | ND | | ug/L | 100 | 14 | 01/23/26 | 01/23/26 |
| Freon 113 | ND | | ug/L | 5.0 | 0.1 | 01/23/26 | 01/23/26 |
| 1,1-Dichloroethene | ND | | ug/L | 5.0 | 0.1 | 01/23/26 | 01/23/26 |
| Methylene Chloride | ND | | ug/L | 10 | 0.2 | 01/23/26 | 01/23/26 |
| MTBE | ND | | ug/L | 5.0 | 0.1 | 01/23/26 | 01/23/26 |
| trans-1,2-Dichloroethene | ND | | ug/L | 5.0 | 0.1 | 01/23/26 | 01/23/26 |
| 1,1-Dichloroethane | ND | | ug/L | 5.0 | 0.09 | 01/23/26 | 01/23/26 |
| 2-Butanone | ND | | ug/L | 10 | 1.3 | 01/23/26 | 01/23/26 |
| cis-1,2-Dichloroethene | ND | | ug/L | 5.0 | 0.1 | 01/23/26 | 01/23/26 |
| 2,2-Dichloropropane | ND | | ug/L | 5.0 | 0.2 | 01/23/26 | 01/23/26 |
| Chloroform | ND | | ug/L | 5.0 | 0.08 | 01/23/26 | 01/23/26 |
| Bromochloromethane | ND | | ug/L | 5.0 | 0.1 | 01/23/26 | 01/23/26 |
| 1,1,1-Trichloroethane | ND | | ug/L | 5.0 | 0.1 | 01/23/26 | 01/23/26 |
| 1,1-Dichloropropene | ND | | ug/L | 5.0 | 0.1 | 01/23/26 | 01/23/26 |
| Carbon Tetrachloride | ND | | ug/L | 5.0 | 0.1 | 01/23/26 | 01/23/26 |
| 1,2-Dichloroethane | ND | | ug/L | 5.0 | 0.2 | 01/23/26 | 01/23/26 |
| Benzene | ND | | ug/L | 1.0 | 0.1 | 01/23/26 | 01/23/26 |
| Trichloroethene | ND | | ug/L | 5.0 | 0.1 | 01/23/26 | 01/23/26 |
| 1,2-Dichloropropane | ND | | ug/L | 5.0 | 0.09 | 01/23/26 | 01/23/26 |
| Bromodichloromethane | ND | | ug/L | 5.0 | 0.07 | 01/23/26 | 01/23/26 |
| Dibromomethane | ND | | ug/L | 5.0 | 0.1 | 01/23/26 | 01/23/26 |
| 4-Methyl-2-Pentanone | ND | | ug/L | 5.0 | 1.0 | 01/23/26 | 01/23/26 |
| cis-1,3-Dichloropropene | ND | | ug/L | 5.0 | 0.1 | 01/23/26 | 01/23/26 |
| Toluene | ND | | ug/L | 5.0 | 0.1 | 01/23/26 | 01/23/26 |
| trans-1,3-Dichloropropene | ND | | ug/L | 5.0 | 0.09 | 01/23/26 | 01/23/26 |
| 1,1,2-Trichloroethane | ND | | ug/L | 5.0 | 0.1 | 01/23/26 | 01/23/26 |
| 1,3-Dichloropropane | ND | | ug/L | 5.0 | 0.07 | 01/23/26 | 01/23/26 |
| Tetrachloroethene | ND | | ug/L | 5.0 | 0.2 | 01/23/26 | 01/23/26 |
| Dibromochloromethane | ND | | ug/L | 5.0 | 0.1 | 01/23/26 | 01/23/26 |

ENTHALPY ANALYTICAL

## Batch QC

| QC1333962 Analyte | Result | Qual | Units | RL | MDL | Prepared | Analyzed |
|---|---|---|---|---|---|---|---|
| 1,2-Dibromoethane | ND | | ug/L | 5.0 | 0.1 | 01/23/26 | 01/23/26 |
| Chlorobenzene | ND | | ug/L | 5.0 | 0.1 | 01/23/26 | 01/23/26 |
| 1,1,1,2-Tetrachloroethane | ND | | ug/L | 5.0 | 0.07 | 01/23/26 | 01/23/26 |
| Ethylbenzene | ND | | ug/L | 5.0 | 0.1 | 01/23/26 | 01/23/26 |
| m,p-Xylenes | ND | | ug/L | 5.0 | 0.2 | 01/23/26 | 01/23/26 |
| o-Xylene | ND | | ug/L | 5.0 | 0.1 | 01/23/26 | 01/23/26 |
| Styrene | ND | | ug/L | 5.0 | 0.1 | 01/23/26 | 01/23/26 |
| Bromoform | ND | | ug/L | 5.0 | 0.06 | 01/23/26 | 01/23/26 |
| Isopropylbenzene | ND | | ug/L | 5.0 | 0.1 | 01/23/26 | 01/23/26 |
| 1,1,2,2-Tetrachloroethane | ND | | ug/L | 5.0 | 0.1 | 01/23/26 | 01/23/26 |
| 1,2,3-Trichloropropane | ND | | ug/L | 5.0 | 0.3 | 01/23/26 | 01/23/26 |
| Propylbenzene | ND | | ug/L | 5.0 | 0.1 | 01/23/26 | 01/23/26 |
| Bromobenzene | ND | | ug/L | 5.0 | 0.1 | 01/23/26 | 01/23/26 |
| 1,3,5-Trimethylbenzene | ND | | ug/L | 5.0 | 0.1 | 01/23/26 | 01/23/26 |
| 2-Chlorotoluene | ND | | ug/L | 5.0 | 0.1 | 01/23/26 | 01/23/26 |
| 4-Chlorotoluene | ND | | ug/L | 5.0 | 0.2 | 01/23/26 | 01/23/26 |
| tert-Butylbenzene | ND | | ug/L | 5.0 | 0.1 | 01/23/26 | 01/23/26 |
| 1,2,4-Trimethylbenzene | ND | | ug/L | 5.0 | 0.1 | 01/23/26 | 01/23/26 |
| sec-Butylbenzene | ND | | ug/L | 5.0 | 0.2 | 01/23/26 | 01/23/26 |
| para-Isopropyl Toluene | ND | | ug/L | 5.0 | 0.2 | 01/23/26 | 01/23/26 |
| 1,3-Dichlorobenzene | ND | | ug/L | 5.0 | 0.1 | 01/23/26 | 01/23/26 |
| 1,4-Dichlorobenzene | ND | | ug/L | 5.0 | 0.2 | 01/23/26 | 01/23/26 |
| n-Butylbenzene | ND | | ug/L | 5.0 | 0.1 | 01/23/26 | 01/23/26 |
| 1,2-Dichlorobenzene | ND | | ug/L | 5.0 | 0.1 | 01/23/26 | 01/23/26 |
| 1,2-Dibromo-3-Chloropropane | ND | | ug/L | 5.0 | 0.6 | 01/23/26 | 01/23/26 |
| 1,2,4-Trichlorobenzene | ND | | ug/L | 5.0 | 0.3 | 01/23/26 | 01/23/26 |
| Hexachlorobutadiene | ND | | ug/L | 5.0 | 0.3 | 01/23/26 | 01/23/26 |
| 1,2,3-Trichlorobenzene | ND | | ug/L | 5.0 | 0.3 | 01/23/26 | 01/23/26 |
| cis-1,4-Dichloro-2-butene | ND | | ug/L | 5.0 | 0.3 | 01/23/26 | 01/23/26 |
| trans-1,4-Dichloro-2-butene | ND | | ug/L | 5.0 | 0.3 | 01/23/26 | 01/23/26 |
| Xylene (total) | ND | | ug/L | 5.0 | | 01/23/26 | 01/23/26 |
| **Surrogates** | | | | **Limits** | | | |
| Dibromofluoromethane | 98% | | %REC | 70-130 | | 01/23/26 | 01/23/26 |
| 1,2-Dichloroethane-d4 | 102% | | %REC | 70-130 | | 01/23/26 | 01/23/26 |
| Toluene-d8 | 99% | | %REC | 70-130 | | 01/23/26 | 01/23/26 |
| Bromofluorobenzene | 89% | | %REC | 70-130 | | 01/23/26 | 01/23/26 |

**Type:** Blank **Lab ID:** QC1333497 **Batch:** 393324
**Matrix:** Water **Method:** EPA 8270C-SIM **Prep Method:** EPA 3535

| QC1333497 Analyte | Result | Qual | Units | RL | MDL | Prepared | Analyzed |
|---|---|---|---|---|---|---|---|
| 1,4-Dioxane | ND | | ug/L | 1.0 | 0.87 | 01/22/26 | 01/23/26 |
| **Surrogates** | | | | **Limits** | | | |
| 1,4-Dioxane-d8 (SUR) | 97% | | %REC | 80-120 | | 01/22/26 | 01/23/26 |

ENTHALPY ANALYTICAL

# Batch QC

| | | | | | |
|---|---|---|---|---|---|
| **Type:** | **Lab Control Sample** | **Lab ID:** | **QC1333498** | **Batch:** | **393324** |
| **Matrix:** | **Water** | **Method:** | **EPA 8270C-SIM** | **Prep Method:** | **EPA 3535** |

| QC1333498 Analyte | Result | Spiked | Units | Recovery | Qual | Limits |
|---|---|---|---|---|---|---|
| 1,4-Dioxane | 9.144 | 10.00 | ug/L | 91% | | 79-120 |
| **Surrogates** | | | | | | |
| 1,4-Dioxane-d8 (SUR) | 9.794 | 10.00 | ug/L | 98% | | 80-120 |

| | | | | | |
|---|---|---|---|---|---|
| **Type:** | **Lab Control Sample Duplicate** | **Lab ID:** | **QC1333499** | **Batch:** | **393324** |
| **Matrix:** | **Water** | **Method:** | **EPA 8270C-SIM** | **Prep Method:** | **EPA 3535** |

| QC1333499 Analyte | Result | Spiked | Units | Recovery | Qual | Limits | RPD | RPD Lim |
|---|---|---|---|---|---|---|---|---|
| 1,4-Dioxane | 9.419 | 10.00 | ug/L | 94% | | 79-120 | 3 | 20 |
| **Surrogates** | | | | | | | | |
| 1,4-Dioxane-d8 (SUR) | 9.808 | 10.00 | ug/L | 98% | | 80-120 | | |

| | | | | | |
|---|---|---|---|---|---|
| **Type:** | **Blank** | **Lab ID:** | **QC1333367** | **Batch:** | **393281** |
| **Matrix:** | **Water** | **Method:** | **SM 4500-CN-E** | **Prep Method:** | **METHOD** |

| QC1333367 Analyte | Result | Qual | Units | RL | MDL | Prepared | Analyzed |
|---|---|---|---|---|---|---|---|
| Cyanide | ND | | mg/L | 0.0050 | 0.0017 | 01/22/26 | 01/23/26 |

| | | | | | |
|---|---|---|---|---|---|
| **Type:** | **Lab Control Sample** | **Lab ID:** | **QC1333368** | **Batch:** | **393281** |
| **Matrix:** | **Water** | **Method:** | **SM 4500-CN-E** | **Prep Method:** | **METHOD** |

| QC1333368 Analyte | Result | Spiked | Units | Recovery | Qual | Limits |
|---|---|---|---|---|---|---|
| Cyanide | 0.1016 | 0.1000 | mg/L | 102% | | 85-115 |

| | | | | | |
|---|---|---|---|---|---|
| **Type:** | **Matrix Spike** | **Lab ID:** | **QC1333421** | **Batch:** | **393281** |
| **Matrix (Source ID):** | **Drinking Water (551370-001)** | **Method:** | **SM 4500-CN-E** | **Prep Method:** | **METHOD** |

| QC1333421 Analyte | Result | Source Sample Result | Spiked | Units | Recovery | Qual | Limits | DF |
|---|---|---|---|---|---|---|---|---|
| Cyanide | 0.1013 | ND | 0.1000 | mg/L | 101% | | 80-120 | 0.5 |

| | | | | | |
|---|---|---|---|---|---|
| **Type:** | **Matrix Spike Duplicate** | **Lab ID:** | **QC1333422** | **Batch:** | **393281** |
| **Matrix (Source ID):** | **Drinking Water (551370-001)** | **Method:** | **SM 4500-CN-E** | **Prep Method:** | **METHOD** |

| QC1333422 Analyte | Result | Source Sample Result | Spiked | Units | Recovery | Qual | Limits | RPD | RPD Lim | DF |
|---|---|---|---|---|---|---|---|---|---|---|
| Cyanide | 0.1022 | ND | 0.1000 | mg/L | 102% | | 80-120 | 1 | 20 | 0.5 |

ENTHALPY ANALYTICAL

# Batch QC

| Type: | Matrix Spike | Lab ID: | QC1333423 | Batch: | 393281 |
|---|---|---|---|---|---|
| Matrix (Source ID): | Drinking Water (551372-001) | Method: | SM 4500-CN-E | Prep Method: | METHOD |

| QC1333423 Analyte | Result | Source Sample Result | Spiked | Units | Recovery | Qual | Limits | DF |
|---|---|---|---|---|---|---|---|---|
| Cyanide | 0.1045 | ND | 0.1000 | mg/L | 105% | | 80-120 | 0.5 |

| Type: | Matrix Spike Duplicate | Lab ID: | QC1333424 | Batch: | 393281 |
|---|---|---|---|---|---|
| Matrix (Source ID): | Drinking Water (551372-001) | Method: | SM 4500-CN-E | Prep Method: | METHOD |

| QC1333424 Analyte | Result | Source Sample Result | Spiked | Units | Recovery | Qual | Limits | RPD | RPD Lim | DF |
|---|---|---|---|---|---|---|---|---|---|---|
| Cyanide | 0.1025 | ND | 0.1000 | mg/L | 102% | | 80-120 | 2 | 20 | 0.5 |

| Type: | Blank | Lab ID: | QC1334022 | Batch: | 393476 |
|---|---|---|---|---|---|
| Matrix: | Water | Method: | SM 4500-S2-D | Prep Method: | METHOD |

| QC1334022 Analyte | Result | Qual | Units | RL | MDL | Prepared | Analyzed |
|---|---|---|---|---|---|---|---|
| Sulfide | ND | | mg/L | 0.10 | | 01/24/26 | 01/24/26 |

| Type: | Lab Control Sample | Lab ID: | QC1334023 | Batch: | 393476 |
|---|---|---|---|---|---|
| Matrix: | Water | Method: | SM 4500-S2-D | Prep Method: | METHOD |

| QC1334023 Analyte | Result | Spiked | Units | Recovery | Qual | Limits |
|---|---|---|---|---|---|---|
| Sulfide | 0.9000 | 1.000 | mg/L | 90% | | 90-110 |

| Type: | Matrix Spike | Lab ID: | QC1334102 | Batch: | 393476 |
|---|---|---|---|---|---|
| Matrix (Source ID): | Water (551157-002) | Method: | SM 4500-S2-D | Prep Method: | METHOD |

| QC1334102 Analyte | Result | Source Sample Result | Spiked | Units | Recovery | Qual | Limits | DF |
|---|---|---|---|---|---|---|---|---|
| Sulfide | 0.8000 | ND | 1.000 | mg/L | 80% | | 80-120 | 1 |

| Type: | Matrix Spike Duplicate | Lab ID: | QC1334103 | Batch: | 393476 |
|---|---|---|---|---|---|
| Matrix (Source ID): | Water (551157-002) | Method: | SM 4500-S2-D | Prep Method: | METHOD |

| QC1334103 Analyte | Result | Source Sample Result | Spiked | Units | Recovery | Qual | Limits | RPD | RPD Lim | DF |
|---|---|---|---|---|---|---|---|---|---|---|
| Sulfide | 0.8000 | ND | 1.000 | mg/L | 80% | | 80-120 | 0 | 20 | 1 |

| Type: | Blank | Lab ID: | QC1335183 | Batch: | 393811 |
|---|---|---|---|---|---|
| Matrix: | Water | Method: | SM 5310B | Prep Method: | SM 5310B |

| QC1335183 Analyte | Result | Qual | Units | RL | MDL | Prepared | Analyzed |
|---|---|---|---|---|---|---|---|
| Total Organic Carbon | ND | | mg/L | 1.0 | 0.49 | 01/28/26 | 01/28/26 |

ENTHALPY ANALYTICAL

# Batch QC

| Type: Lab Control Sample | Lab ID: QC1335184 | Batch: 393811 |
|---|---|---|
| Matrix: Water | Method: SM 5310B | Prep Method: SM 5310B |

| QC1335184 Analyte | Result | Spiked | Units | Recovery | Qual | Limits |
|---|---|---|---|---|---|---|
| Total Organic Carbon | 23.37 | 25.00 | mg/L | 93% | | 85-115 |

| Type: Matrix Spike | Lab ID: QC1335185 | Batch: 393811 |
|---|---|---|
| Matrix (Source ID): Water (551716-001) | Method: SM 5310B | Prep Method: SM 5310B |

| QC1335185 Analyte | Result | Source Sample Result | Spiked | Units | Recovery | Qual | Limits | DF |
|---|---|---|---|---|---|---|---|---|
| Total Organic Carbon | 73,450 | 58950 | 12500 | mg/L | 116% | NM | 75-125 | 500 |

| Type: Matrix Spike Duplicate | Lab ID: QC1335186 | Batch: 393811 |
|---|---|---|
| Matrix (Source ID): Water (551716-001) | Method: SM 5310B | Prep Method: SM 5310B |

| QC1335186 Analyte | Result | Source Sample Result | Spiked | Units | Recovery | Qual | Limits | RPD | RPD Lim | DF |
|---|---|---|---|---|---|---|---|---|---|---|
| Total Organic Carbon | 71,500 | 58950 | 12500 | mg/L | 100% | NM | 75-125 | 3 | 25 | 500 |

| Type: Sample Duplicate | Lab ID: QC1333588 | Batch: 393348 |
|---|---|---|
| Matrix (Source ID): Water (551426-001) | Method: SM2130B | |

| QC1333588 Analyte | Result | Source Sample Result | Units | Qual | RPD | RPD Lim | DF |
|---|---|---|---|---|---|---|---|
| Turbidity | ND | ND | NTU | | | 20 | 1 |

| Type: Blank | Lab ID: QC1335675 | Batch: 393948 |
|---|---|---|
| Matrix: Water | Method: SM2320B | Prep Method: METHOD |

| QC1335675 Analyte | Result | Qual | Units | RL | MDL | Prepared | Analyzed |
|---|---|---|---|---|---|---|---|
| Bicarbonate | ND | | mg/L | 2.0 | | 01/30/26 | 01/30/26 |
| Alkalinity, Total as CaCO3 | ND | | mg/L | 2.0 | | 01/30/26 | 01/30/26 |

| Type: Lab Control Sample | Lab ID: QC1335676 | Batch: 393948 |
|---|---|---|
| Matrix: Water | Method: SM2320B | Prep Method: METHOD |

| QC1335676 Analyte | Result | Spiked | Units | Recovery | Qual | Limits |
|---|---|---|---|---|---|---|
| Alkalinity, Total as CaCO3 | 99.15 | 100.0 | mg/L | 99% | | 90-110 |

ENTHALPY ANALYTICAL

# Batch QC

| Type: | Sample Duplicate | Lab ID: | QC1335677 | Batch: | 393948 |
|---|---|---|---|---|---|
| Matrix (Source ID): | Water (551157-001) | Method: | SM2320B | Prep Method: | METHOD |

| QC1335677 Analyte | Result | Source Sample Result | Units | Qual | RPD | RPD Lim | DF |
|---|---|---|---|---|---|---|---|
| Bicarbonate | 384.6 | 396.4 | mg/L | | 3 | 20 | 2.5 |
| Alkalinity, Total as CaCO3 | 315.3 | 324.9 | mg/L | | 3 | 20 | 2.5 |

| Type: | Sample Duplicate | Lab ID: | QC1334831 | Batch: | 393705 |
|---|---|---|---|---|---|
| Matrix (Source ID): | Water (551218-001) | Method: | SM2510B | Prep Method: | METHOD |

| QC1334831 Analyte | Result | Source Sample Result | Units | Qual | RPD | RPD Lim | DF |
|---|---|---|---|---|---|---|---|
| Specific Conductance | 11,860 | 11610 | umhos/cm | | 2 | 20 | 1 |

| Type: | Sample Duplicate | Lab ID: | QC1334832 | Batch: | 393705 |
|---|---|---|---|---|---|
| Matrix (Source ID): | Water (551613-002) | Method: | SM2510B | Prep Method: | METHOD |

| QC1334832 Analyte | Result | Source Sample Result | Units | Qual | RPD | RPD Lim | DF |
|---|---|---|---|---|---|---|---|
| Specific Conductance | 55.18 | 55.04 | umhos/cm | | 0 | 20 | 1 |

| Type: | Blank | Lab ID: | QC1334871 | Batch: | 393700 |
|---|---|---|---|---|---|
| Matrix: | Drinking Water | Method: | SM2540C | Prep Method: | METHOD |

| QC1334871 Analyte | Result | Qual | Units | RL | MDL | Prepared | Analyzed |
|---|---|---|---|---|---|---|---|
| Total Dissolved Solids | ND | | mg/L | 10 | | 01/27/26 | 01/29/26 |

| Type: | Lab Control Sample | Lab ID: | QC1334872 | Batch: | 393700 |
|---|---|---|---|---|---|
| Matrix: | Drinking Water | Method: | SM2540C | Prep Method: | METHOD |

| QC1334872 Analyte | Result | Spiked | Units | Recovery | Qual | Limits |
|---|---|---|---|---|---|---|
| Total Dissolved Solids | 996.0 | 1000 | mg/L | 100% | | 90-110 |

| Type: | Sample Duplicate | Lab ID: | QC1334874 | Batch: | 393700 |
|---|---|---|---|---|---|
| Matrix (Source ID): | Water (551517-001) | Method: | SM2540C | Prep Method: | METHOD |

| QC1334874 Analyte | Result | Source Sample Result | Units | Qual | RPD | RPD Lim | DF |
|---|---|---|---|---|---|---|---|
| Total Dissolved Solids | 4,876 | 4764 | mg/L | | 2 | 5 | 4 |

| Type: | Blank | Lab ID: | QC1335712 | Batch: | 393959 |
|---|---|---|---|---|---|
| Matrix: | Water | Method: | SM2540D | Prep Method: | METHOD |

| QC1335712 Analyte | Result | Qual | Units | RL | MDL | Prepared | Analyzed |
|---|---|---|---|---|---|---|---|
| Total Suspended Solids | ND | | mg/L | 0.5 | | 01/29/26 | 01/30/26 |

ENTHALPY ANALYTICAL

# Batch QC

| Type: | Lab Control Sample | Lab ID: | QC1335713 | Batch: | 393959 |
|---|---|---|---|---|---|
| Matrix: | Water | Method: | SM2540D | Prep Method: | METHOD |

| QC1335713 Analyte | Result | Spiked | Units | Recovery | Qual | Limits |
|---|---|---|---|---|---|---|
| Total Suspended Solids | 99.25 | 100.0 | mg/L | 99% | | 90-110 |

| Type: | Lab Control Sample Duplicate | Lab ID: | QC1335714 | Batch: | 393959 |
|---|---|---|---|---|---|
| Matrix: | Water | Method: | SM2540D | Prep Method: | METHOD |

| QC1335714 Analyte | Result | Spiked | Units | Recovery | Qual | Limits | RPD | RPD Lim |
|---|---|---|---|---|---|---|---|---|
| Total Suspended Solids | 100.1 | 100.0 | mg/L | 100% | | 90-110 | 1 | 5 |

| Type: | Sample Duplicate | Lab ID: | QC1335715 | Batch: | 393959 |
|---|---|---|---|---|---|
| Matrix (Source ID): | Water (551100-004) | Method: | SM2540D | Prep Method: | METHOD |

| QC1335715 Analyte | Result | Source Sample Result | Units | Qual | RPD | RPD Lim | DF |
|---|---|---|---|---|---|---|---|
| Total Suspended Solids | 1,125 | 1115 | mg/L | | 1 | 5 | 1 |

| Type: | Sample Duplicate | Lab ID: | QC1335716 | Batch: | 393959 |
|---|---|---|---|---|---|
| Matrix (Source ID): | Water (551403-001) | Method: | SM2540D | Prep Method: | METHOD |

| QC1335716 Analyte | Result | Source Sample Result | Units | Qual | RPD | RPD Lim | DF |
|---|---|---|---|---|---|---|---|
| Total Suspended Solids | 1,063 | 1058 | mg/L | | 0 | 5 | 1 |

| Type: | Blank | Lab ID: | QC1333721 | Batch: | 393384 |
|---|---|---|---|---|---|
| Matrix: | Water | Method: | SM5210B | Prep Method: | METHOD |

| QC1333721 Analyte | Result | Qual | Units | RL | MDL | Prepared | Analyzed |
|---|---|---|---|---|---|---|---|
| Biochemical Oxygen Demand | ND | | mg/L | 3.0 | | 01/23/26 10:40 | 01/28/26 16:53 |

| Type: | Lab Control Sample | Lab ID: | QC1333722 | Batch: | 393384 |
|---|---|---|---|---|---|
| Matrix: | Water | Method: | SM5210B | Prep Method: | METHOD |

| QC1333722 Analyte | Result | Spiked | Units | Recovery | Qual | Limits |
|---|---|---|---|---|---|---|
| Biochemical Oxygen Demand | 199.9 | 198.0 | mg/L | 101% | | 84.6-115.4 |

| Type: | Sample Duplicate | Lab ID: | QC1333723 | Batch: | 393384 |
|---|---|---|---|---|---|
| Matrix (Source ID): | Water (551100-004) | Method: | SM5210B | Prep Method: | METHOD |

| QC1333723 Analyte | Result | Source Sample Result | Units | Qual | RPD | RPD Lim | DF |
|---|---|---|---|---|---|---|---|
| Biochemical Oxygen Demand | 2,438 | 2388 | mg/L | | 2 | 30 | 1 |

ENTHALPY ANALYTICAL

# Batch QC

| | | |
|---|---|---|
| **Type: Blank** | **Lab ID: QC1335140** | **Batch: 393801** |
| **Matrix: Water** | **Method: SM5220D** | **Prep Method: SM 5220D** |

| QC1335140 Analyte | Result | Qual | Units | RL | MDL | Prepared | Analyzed |
|---|---|---|---|---|---|---|---|
| Chemical Oxygen Demand | ND | | mg/L | 4.0 | 2.0 | 01/28/26 | 01/28/26 |

| | | |
|---|---|---|
| **Type: Lab Control Sample** | **Lab ID: QC1335141** | **Batch: 393801** |
| **Matrix: Water** | **Method: SM5220D** | **Prep Method: SM 5220D** |

| QC1335141 Analyte | Result | Spiked | Units | Recovery | Qual | Limits |
|---|---|---|---|---|---|---|
| Chemical Oxygen Demand | 962.0 | 1000 | mg/L | 96% | | 90-110 |

| | | |
|---|---|---|
| **Type: Matrix Spike** | **Lab ID: QC1335142** | **Batch: 393801** |
| **Matrix (Source ID): Water (551403-001)** | **Method: SM5220D** | **Prep Method: SM 5220D** |

| QC1335142 Analyte | Result | Source Sample Result | Spiked | Units | Recovery | Qual | Limits | DF |
|---|---|---|---|---|---|---|---|---|
| Chemical Oxygen Demand | 1,344 | 343.0 | 1000 | mg/L | 100% | | 75-125 | 2 |

| | | |
|---|---|---|
| **Type: Matrix Spike Duplicate** | **Lab ID: QC1335143** | **Batch: 393801** |
| **Matrix (Source ID): Water (551403-001)** | **Method: SM5220D** | **Prep Method: SM 5220D** |

| QC1335143 Analyte | Result | Source Sample Result | Spiked | Units | Recovery | Qual | Limits | RPD | RPD Lim | DF |
|---|---|---|---|---|---|---|---|---|---|---|
| Chemical Oxygen Demand | 1,338 | 343.0 | 1000 | mg/L | 100% | | 75-125 | 0 | 20 | 2 |

| | |
|---|---|
| # | CCV drift outside limits; average CCV drift within limits per method requirements |
| * | Value is outside QC limits |
| E | Response exceeds instrument's linear range |
| ND | Not Detected |
| NM | Not Meaningful |

**Laboratory Job Number 551403**

**Subcontracted Products**

**Pace Laboratories**

Date of Report: 01/29/2026

David Tripp

Enthalpy Laboratories-Orange
931 West Barkley Avenue
Orange, CA 92868

| | |
|---|---|
| Client Project: | [none] |
| Pace Project: | Chiquita Canyon Landfill Stormwater |
| Pace Work Order: | 2601234 |
| Invoice ID: | B530601 |

Enclosed are the results of analyses for samples received by the laboratory on 1/23/2026. If you have any questions concerning this report, please feel free to contact me.

Sincerely,

Contact Person: Ragen Williams
Client Service Rep

Steven Bennett
Operations Manager

# Table of Contents


## Sample Information

Chain of Custody and Cooler Receipt form ..... 3
Laboratory / Client Sample Cross Reference ..... 5

## Sample Results

**2601234-01 - SOUTH BASIN - EASTERN INLET**

Organo-Phosphorus Pesticide Analysis (EPA Method 8141A) ..... 6

## Quality Control Reports

**Organo-Phosphorus Pesticide Analysis (EPA Method 8141A)**

Method Blank Analysis ..... 7
Laboratory Control Sample ..... 8
Precision and Accuracy ..... 9

## Notes

Notes and Definitions ..... 10



*The results in this report apply to the samples analyzed in accordance with the chain of custody document. This analytical report must be reproduced in its entirety.*
All results listed in this report are for the exclusive use of the submitting party. Pace Analytical assumes no responsibility for report alteration, separation, detachment or third party interpretation.

2601234

ENTHALPY ANALYTICAL

931 West Barkley Ave
Orange, CA 92868
(714) 771-6900

2601234

Subcontract Laboratory:
Pace Laboratories
4100 Atlas Court
Bakersfield, CA 93308
ATTN: Ragen Schallock
PO #: Required, to be sent via email

Enthalpy Order: EO-551403
PM: David Tripp
Email: david.tripp@enthalpy.com
CC: incomingreports@enthalpy.com
Phone: 657-581-4710

Results Due: Standard TAT
Report Level: II
Report To: MDL
EDDs: ELM_TransferOut (Standard Excel Transfer EDD, 3 tabs)

Notes:
CHIQUITA Stormwater

| Sample ID | Collected | Lab ID | # Cont. | Matrix | Analysis Requested | Comment |
|---|---|---|---|---|---|---|
| SOUTH BASIN - EASTERN INLET | 22-JAN-2026 08:30 | 551403-001 | 1 | Water | Organophosphorus Pesticides | |

| Notes: | Relinquished By: | Received By: |
|---|---|---|
| | | |
| | Date: | Date: 1/23/26 1050 |
| | | |
| | Date: | Date: |
| | | |
| | Date: | Date: |

CHK BY CL2

DISTRIBUTION SUB OUT

1 of 1

*The results in this report apply to the samples analyzed in accordance with the chain of custody document. This analytical report must be reproduced in its entirety.*
All results listed in this report are for the exclusive use of the submitting party. Pace Analytical assumes no responsibility for report alteration, separation, detachment or third party interpretation.

| PACE ANALYTICAL | COOLER RECEIPT FORM | Page 1 Of 1 |
|---|---|---|
| Submission #: 2601234 | | |

| SHIPPING INFORMATION | SHIPPING CONTAINER | FREE LIQUID |
|---|---|---|
| Fed Ex ☐ UPS ☐ GSO / GLS ☑ Hand Delivery ☐ | Ice Chest ☑ None ☐ Box ☐ | YES ☑ NO ☐ |
| Pace Lab Field Service ☐ Other ☐ (Specify)_____ | Other ☐ (Specify)_____ | W / S |

Refrigerant: Ice ☑ Blue Ice ☐ None ☐ Other ☐ Comments:

Custody Seals Ice Chest ☐ Intact? Yes ☐ No ☐ Containers ☐ Intact? Yes ☐ No ☐ None ☑ Comments:

All samples received? Yes ☑ No ☐ All samples containers intact? Yes ☑ No ☐ Description(s) match COC? Yes ☑ No ☐

COC Received ☑ YES ☐ NO

Emissivity: 0.97 Container: N/A Thermometer ID: 766

Temperature: (A) 4.1 °C / (C) 4.2 °C

Date/Time 1/27/26

Analyst Init TJL 1050

RLB 1/23/26

| SAMPLE CONTAINERS | SAMPLE NUMBERS | | | | | | | | | |
|---|---|---|---|---|---|---|---|---|---|---|
| | 1 | 2 | 3 | 4 | 5 | 6 | 7 | 8 | 9 | 10 |
| QT PE UNPRES | | | | | | | | | | |
| 4oz / 8oz / 16oz PE UNPRES | | | | | | | | | | |
| 2oz $Cr^{+6}$ | | | | | | | | | | |
| QT INORGANIC CHEMICAL METALS | | | | | | | | | | |
| INORGANIC CHEMICAL METALS 4oz / 8oz / 16oz | | | | | | | | | | |
| PT CYANIDE | | | | | | | | | | |
| PT NITROGEN FORMS | | | | | | | | | | |
| PT TOTAL SULFIDE | | | | | | | | | | |
| 2oz. NITRATE / NITRITE | | | | | | | | | | |
| PT TOTAL ORGANIC CARBON | | | | | | | | | | |
| PT CHEMICAL OXYGEN DEMAND | | | | | | | | | | |
| PtA PHENOLICS | | | | | | | | | | |
| 40ml VOA VIAL TRAVEL BLANK | | | | | | | | | | |
| 40ml VOA VIAL | | | | | | | | | | |
| QT EPA 1664B | | | | | | | | | | |
| PT ODOR | | | | | | | | | | |
| RADIOLOGICAL | | | | | | | | | | |
| BACTERIOLOGICAL | | | | | | | | | | |
| 40 ml VOA VIAL- 504 | | | | | | | | | | |
| QT EPA 508/608.3/8081A | | | | | | | | | | |
| QT EPA 515.1/8151A | | | | | | | | | | |
| QT EPA 525.2 | | | | | | | | | | |
| QT EPA 525.2 TRAVEL BLANK | | | | | | | | | | |
| 40ml EPA 547 | | | | | | | | | | |
| 40ml EPA 531.1 | | | | | | | | | | |
| 8oz EPA 548.1 | | | | | | | | | | |
| QT EPA 549.2 | | | | | | | | | | |
| QT EPA 8015M | | | | | | | | | | |
| QT EPA 8270C | | | | | | | | | | |
| 8oz / 16oz / (32oz) AMBER | A | | | | | | | | | |
| 8oz / 16oz / 32oz JAR | | | | | | | | | | |
| SOIL SLEEVE | | | | | | | | | | |
| PCB VIAL | | | | | | | | | | |
| PLASTIC BAG | | | | | | | | | | |
| TEDLAR BAG | | | | | | | | | | |
| FERROUS IRON | | | | | | | | | | |
| ENCORE | | | | | | | | | | |
| SMART KIT | | | | | | | | | | |
| SUMMA CANISTER | | | | | | | | | | |

Comments:

Sample Numbering Completed By: RLB Date/Time: 1/23/26 1615

A = Actual / C = Corrected

Rev 23 05/20/22

[S:\WPDoc\WordPerfect\LAB_DOCS\FORMS\SAMREC rev 20]

*The results in this report apply to the samples analyzed in accordance with the chain of custody document. This analytical report must be reproduced in its entirety.*
All results listed in this report are for the exclusive use of the submitting party. Pace Analytical assumes no responsibility for report alteration, separation, detachment or third party interpretation.

Pace Analytical®
ENVIRONMENTAL SCIENCES

Enthalpy Laboratories-Orange
931 West Barkley Avenue
Orange, CA 92868

**Reported:** 01/29/2026 14:09
Project: Chiquita Canyon Landfill Stormwater
Project Number: [none]
Project Manager: David Tripp

# Laboratory / Client Sample Cross Reference

| Laboratory | Client Sample Information | | | |
|---|---|---|---|---|
| **2601234-01** | **COC Number:** | --- | **Receive Date:** | 01/23/2026 10:50 |
| | **Project Number:** | --- | **Sampling Date:** | 01/22/2026 08:30 |
| | **Sampling Location:** | --- | **Sample Depth:** | --- |
| | **Sampling Point:** | SOUTH BASIN - EASTERN INLET | **Lab Matrix:** | Water |
| | **Sampled By:** | Client | **Sample Type:** | Stormwater Runoff |

*The results in this report apply to the samples analyzed in accordance with the chain of custody document. This analytical report must be reproduced in its entirety.*
All results listed in this report are for the exclusive use of the submitting party. Pace Analytical assumes no responsibility for report alteration, separation, detachment or third party interpretation.

Pace Analytical®
ENVIRONMENTAL SCIENCES

Enthalpy Laboratories-Orange
931 West Barkley Avenue
Orange, CA 92868

**Reported:** 01/29/2026 14:09
Project: Chiquita Canyon Landfill Stormwater
Project Number: [none]
Project Manager: David Tripp

# Organo-Phosphorus Pesticide Analysis (EPA Method 8141A)

**Pace Sample ID:** 2601234-01 | **Client Sample Name:** SOUTH BASIN - EASTERN INLET, 1/22/2026 8:30:00AM, Client

| Constituent | Result | Units | PQL | MDL | Method | MB Bias | Lab Quals | DCN |
|---|---|---|---|---|---|---|---|---|
| Azinphos methyl | ND | ug/L | 0.50 | 0.12 | EPA-8141A | ND | | 1 |
| Bolstar | ND | ug/L | 0.20 | 0.050 | EPA-8141A | ND | | 1 |
| Chlorpyrifos | ND | ug/L | 0.20 | 0.050 | EPA-8141A | ND | | 1 |
| Coumaphos | ND | ug/L | 0.50 | 0.11 | EPA-8141A | ND | | 1 |
| Demeton O/S | ND | ug/L | 0.20 | 0.056 | EPA-8141A | ND | | 1 |
| Diazinon | ND | ug/L | 0.20 | 0.050 | EPA-8141A | ND | | 1 |
| Dichlorvos | ND | ug/L | 0.20 | 0.050 | EPA-8141A | ND | | 1 |
| Disulfoton | ND | ug/L | 0.20 | 0.050 | EPA-8141A | ND | | 1 |
| Ethoprop | ND | ug/L | 0.20 | 0.052 | EPA-8141A | ND | | 1 |
| Fensulfothion | ND | ug/L | 0.20 | 0.051 | EPA-8141A | ND | | 1 |
| Fenthion | ND | ug/L | 0.20 | 0.050 | EPA-8141A | ND | | 1 |
| Merphos | ND | ug/L | 0.20 | 0.050 | EPA-8141A | ND | | 1 |
| Methyl parathion | ND | ug/L | 0.20 | 0.050 | EPA-8141A | ND | | 1 |
| Mevinphos | ND | ug/L | 0.20 | 0.050 | EPA-8141A | ND | | 1 |
| Naled | ND | ug/L | 0.50 | 0.17 | EPA-8141A | ND | | 1 |
| Phorate | ND | ug/L | 0.20 | 0.066 | EPA-8141A | ND | | 1 |
| Ronnel (Fenchlorphos) | ND | ug/L | 0.20 | 0.050 | EPA-8141A | ND | | 1 |
| Stirophos (Tetrachlorvinphos) | ND | ug/L | 0.20 | 0.082 | EPA-8141A | ND | | 1 |
| Tokuthion (Prothiofos) | ND | ug/L | 0.20 | 0.050 | EPA-8141A | ND | | 1 |
| Trichloronate | ND | ug/L | 0.20 | 0.050 | EPA-8141A | ND | | 1 |
| Triphenylphosphate (Surrogate) | 46.8 | % | 50 - 130 (LCL - UCL) | | EPA-8141A | | S09 | 1 |

| DCN | Method | Prep Date | Run Date/Time | Analyst | Instrument | Dilution | QC Batch ID | Prep Method |
|---|---|---|---|---|---|---|---|---|
| 1 | EPA-8141A | 01/27/26 19:30 | 01/28/26 21:54 | IJC | GC-18 | 0.966 | B225931 | EPA 3510C |

DCN = Data Continuation Number

*The results in this report apply to the samples analyzed in accordance with the chain of custody document. This analytical report must be reproduced in its entirety.*
All results listed in this report are for the exclusive use of the submitting party. Pace Analytical assumes no responsibility for report alteration, separation, detachment or third party interpretation.

Enthalpy Laboratories-Orange
931 West Barkley Avenue
Orange, CA 92868

**Reported:** 01/29/2026 14:09
Project: Chiquita Canyon Landfill Stormwater
Project Number: [none]
Project Manager: David Tripp

# Organo-Phosphorus Pesticide Analysis (EPA Method 8141A)

## Quality Control Report - Method Blank Analysis

| Constituent | QC Sample ID | MB Result | Units | PQL | MDL | Lab Quals | Run # |
|---|---|---|---|---|---|---|---|
| **QC Batch ID: B225931** | | | | | | | |
| Azinphos methyl | B225931-BLK1 | ND | ug/L | 0.50 | 0.12 | | 1 |
| Bolstar | B225931-BLK1 | ND | ug/L | 0.20 | 0.050 | | 1 |
| Chlorpyrifos | B225931-BLK1 | ND | ug/L | 0.20 | 0.050 | | 1 |
| Coumaphos | B225931-BLK1 | ND | ug/L | 0.50 | 0.11 | | 1 |
| Demeton O/S | B225931-BLK1 | ND | ug/L | 0.20 | 0.056 | | 1 |
| Diazinon | B225931-BLK1 | ND | ug/L | 0.20 | 0.050 | | 1 |
| Dichlorvos | B225931-BLK1 | ND | ug/L | 0.20 | 0.050 | | 1 |
| Disulfoton | B225931-BLK1 | ND | ug/L | 0.20 | 0.050 | | 1 |
| Ethoprop | B225931-BLK1 | ND | ug/L | 0.20 | 0.052 | | 1 |
| Fensulfothion | B225931-BLK1 | ND | ug/L | 0.20 | 0.051 | | 1 |
| Fenthion | B225931-BLK1 | ND | ug/L | 0.20 | 0.050 | | 1 |
| Merphos | B225931-BLK1 | ND | ug/L | 0.20 | 0.050 | | 1 |
| Methyl parathion | B225931-BLK1 | ND | ug/L | 0.20 | 0.050 | | 1 |
| Mevinphos | B225931-BLK1 | ND | ug/L | 0.20 | 0.050 | | 1 |
| Naled | B225931-BLK1 | ND | ug/L | 0.50 | 0.17 | | 1 |
| Phorate | B225931-BLK1 | ND | ug/L | 0.20 | 0.066 | | 1 |
| Ronnel (Fenchlorphos) | B225931-BLK1 | ND | ug/L | 0.20 | 0.050 | | 1 |
| Stirophos (Tetrachlorvinphos) | B225931-BLK1 | ND | ug/L | 0.20 | 0.082 | | 1 |
| Tokuthion (Prothiofos) | B225931-BLK1 | ND | ug/L | 0.20 | 0.050 | | 1 |
| Trichloronate | B225931-BLK1 | ND | ug/L | 0.20 | 0.050 | | 1 |
| **Triphenylphosphate (Surrogate)** | **B225931-BLK1** | **81.6** | % | **50 - 130 (LCL - UCL)** | | | 1 |

| Run # | QC Sample ID | QC Type | Method | Prep Date | Run Date Time | Analyst | Instrument | Dilution |
|---|---|---|---|---|---|---|---|---|
| 1 | B225931-BLK1 | PB | EPA-8141A | 01/27/26 | 01/28/26 17:57 | IJC | GC-18 | 1 |

*The results in this report apply to the samples analyzed in accordance with the chain of custody document. This analytical report must be reproduced in its entirety.*
All results listed in this report are for the exclusive use of the submitting party. Pace Analytical assumes no responsibility for report alteration, separation, detachment or third party interpretation.

Pace Analytical®
ENVIRONMENTAL SCIENCES

Enthalpy Laboratories-Orange
931 West Barkley Avenue
Orange, CA 92868

**Reported:** 01/29/2026 14:09
Project: Chiquita Canyon Landfill Stormwater
Project Number: [none]
Project Manager: David Tripp

# Organo-Phosphorus Pesticide Analysis (EPA Method 8141A)

## Quality Control Report - Laboratory Control Sample

| Constituent | QC Sample ID | Type | Result | Spike Level | Units | Percent Recovery | RPD | Control Limits Percent Recovery | Control Limits RPD | Lab Quals | Run # |
|---|---|---|---|---|---|---|---|---|---|---|---|
| **QC Batch ID: B225931** | | | | | | | | | | | |
| Bolstar | B225931-BS1 | LCS | 2.0400 | 2.0000 | ug/L | 102 | | 50 - 130 | | | 1 |
| Chlorpyrifos | B225931-BS1 | LCS | 1.6800 | 2.0000 | ug/L | 84.0 | | 60 - 120 | | | 1 |
| Diazinon | B225931-BS1 | LCS | 1.6750 | 2.0000 | ug/L | 83.8 | | 60 - 130 | | | 1 |
| Methyl parathion | B225931-BS1 | LCS | 1.7100 | 2.0000 | ug/L | 85.5 | | 60 - 120 | | | 1 |
| Mevinphos | B225931-BS1 | LCS | 1.4400 | 2.0000 | ug/L | 72.0 | | 50 - 120 | | | 1 |
| Ronnel (Fenchlorphos) | B225931-BS1 | LCS | 1.8550 | 2.0000 | ug/L | 92.8 | | 50 - 120 | | | 1 |
| Stirophos (Tetrachlorvinphos) | B225931-BS1 | LCS | 1.9950 | 2.0000 | ug/L | 99.8 | | 50 - 120 | | | 1 |
| Triphenylphosphate (Surrogate) | B225931-BS1 | LCS | 2.1600 | 2.5000 | ug/L | 86.4 | | 50 - 130 | | | 1 |

| Run # | QC Sample ID | QC Type | Method | Prep Date | Run Date Time | Analyst | Instrument | Dilution |
|---|---|---|---|---|---|---|---|---|
| 1 | B225931-BS1 | LCS | EPA-8141A | 01/27/26 | 01/28/26 18:27 | IJC | GC-18 | 1 |

*The results in this report apply to the samples analyzed in accordance with the chain of custody document. This analytical report must be reproduced in its entirety.*
All results listed in this report are for the exclusive use of the submitting party. Pace Analytical assumes no responsibility for report alteration, separation, detachment or third party interpretation.

Pace Analytical®
ENVIRONMENTAL SCIENCES

Enthalpy Laboratories-Orange
931 West Barkley Avenue
Orange, CA 92868

**Reported:** 01/29/2026 14:09
Project: Chiquita Canyon Landfill Stormwater
Project Number: [none]
Project Manager: David Tripp

# Organo-Phosphorus Pesticide Analysis (EPA Method 8141A)

## Quality Control Report - Precision & Accuracy

| Constituent | Type | Source Sample ID | Source Result | Result | Spike Added | Units | RPD | Percent Recovery | Control Limits RPD | Control Limits Percent Recovery | Lab Quals | R# |
|---|---|---|---|---|---|---|---|---|---|---|---|---|
| **QC Batch ID: B225931** | Used client sample: N | | | | | | | | | | | |
| Bolstar | MS | 2600963-03 | ND | 2.0350 | 2.0000 | ug/L | | 102 | | 60 - 120 | | 1 |
| | MSD | 2600963-03 | ND | 2.0700 | 2.0000 | ug/L | 1.7 | 104 | 30 | 60 - 120 | | 2 |
| Chlorpyrifos | MS | 2600963-03 | ND | 1.8400 | 2.0000 | ug/L | | 92.0 | | 60 - 120 | | 1 |
| | MSD | 2600963-03 | ND | 1.7250 | 2.0000 | ug/L | 6.5 | 86.2 | 30 | 60 - 120 | | 2 |
| Diazinon | MS | 2600963-03 | ND | 1.7850 | 2.0000 | ug/L | | 89.2 | | 60 - 130 | | 1 |
| | MSD | 2600963-03 | ND | 1.5000 | 2.0000 | ug/L | 17.4 | 75.0 | 30 | 60 - 130 | | 2 |
| Methyl parathion | MS | 2600963-03 | ND | 1.7750 | 2.0000 | ug/L | | 88.8 | | 60 - 120 | | 1 |
| | MSD | 2600963-03 | ND | 1.6750 | 2.0000 | ug/L | 5.8 | 83.8 | 30 | 60 - 120 | | 2 |
| Mevinphos | MS | 2600963-03 | ND | 2.0100 | 2.0000 | ug/L | | 100 | | 50 - 120 | | 1 |
| | MSD | 2600963-03 | ND | 1.8700 | 2.0000 | ug/L | 7.2 | 93.5 | 30 | 50 - 120 | | 2 |
| Ronnel (Fenchlorphos) | MS | 2600963-03 | ND | 1.8150 | 2.0000 | ug/L | | 90.8 | | 50 - 120 | | 1 |
| | MSD | 2600963-03 | ND | 1.7300 | 2.0000 | ug/L | 4.8 | 86.5 | 30 | 50 - 120 | | 2 |
| Stirophos (Tetrachlorvinphos) | MS | 2600963-03 | ND | 2.1950 | 2.0000 | ug/L | | 110 | | 50 - 120 | | 1 |
| | MSD | 2600963-03 | ND | 1.9800 | 2.0000 | ug/L | 10.3 | 99.0 | 30 | 50 - 120 | | 2 |
| Triphenylphosphate (Surrogate) | MS | 2600963-03 | ND | 2.1800 | 2.5000 | ug/L | | 87.2 | | 50 - 130 | | 1 |
| | MSD | 2600963-03 | ND | 2.2050 | 2.5000 | ug/L | 1.1 | 88.2 | | 50 - 130 | | 2 |

| Run # | QC Sample ID | QC Type | Method | Prep Date | Run Date Time | Analyst | Instrument | Dilution |
|---|---|---|---|---|---|---|---|---|
| 1 | B225931-MS1 | MS | EPA-8141A | 01/27/26 | 01/28/26 18:56 | IJC | GC-18 | 1 |
| 2 | B225931-MSD1 | MSD | EPA-8141A | 01/27/26 | 01/28/26 19:26 | IJC | GC-18 | 1 |

*The results in this report apply to the samples analyzed in accordance with the chain of custody document. This analytical report must be reproduced in its entirety.*
All results listed in this report are for the exclusive use of the submitting party. Pace Analytical assumes no responsibility for report alteration, separation, detachment or third party interpretation.

Pace Analytical®
ENVIRONMENTAL SCIENCES

| | |
|---|---|
| Enthalpy Laboratories-Orange | **Reported:** 01/29/2026 14:09 |
| 931 West Barkley Avenue | Project: Chiquita Canyon Landfill Stormwater |
| Orange, CA 92868 | Project Number: [none] |
| | Project Manager: David Tripp |

## Notes And Definitions

| | |
|---|---|
| MDL | Method Detection Limit |
| ND | Analyte Not Detected |
| PQL | Practical Quantitation Limit |
| S09 | The surrogate recovery for this compound was not within the control limits. |

*The results in this report apply to the samples analyzed in accordance with the chain of custody document. This analytical report must be reproduced in its entirety.*
All results listed in this report are for the exclusive use of the submitting party. Pace Analytical assumes no responsibility for report alteration, separation, detachment or third party interpretation.

**Laboratory Job Number 551403**

**Subcontracted Products**

**McCampbell Analytical, Inc.**

# McCampbell Analytical, Inc.

*"When Quality Counts"*

# Analytical Report

**WorkOrder:** 2601E22

**Report Created for:** Enthalpy Analytical

931 West Barkley Avenue
Orange, CA 92868

**Project Contact:** David Tripp
**Project P.O.:** 079649
**Project:** EO-551403

**Project Location:**
**Project Received:** 01/23/2026

Analytical Report reviewed & approved for release on 01/30/2026 by:

Yen Cao

Yen Cao
Project Manager

***The report shall not be reproduced except in full, without the written approval of the laboratory. The analytical results relate only to the items tested. Results reported conform to the most current regulatory standards, where applicable, unless otherwise stated.***

1534 Willow Pass Rd. Pittsburg, CA 94565 ♦ TEL: (877) 252-9262 ♦ FAX: (925) 252-9269 ♦ www.mccampbell.com
CA ELAP 1644 ♦ ORELAP (NELAP) 4033 ♦ AIHA-LAP ID#232255 ♦ DoD-ELAP Cert # L22-757

McCampbell Analytical, Inc.
*"When Quality Counts"*

1534 Willow Pass Road, Pittsburg, CA 94565-1701
Toll Free Telephone: (877) 252-9262 / Fax: (925) 252-9269
http://www.mccampbell.com / E-mail: main@mccampbell.com

# Glossary of Terms & Qualifier Definitions

**Client:** Enthalpy Analytical **WorkOrder:** 2601E22

**Project:** EO-551403

## Glossary Abbreviation

| | |
|---|---|
| %D | Serial Dilution Percent Difference |
| 95% Interval | 95% Confident Interval |
| CCV | Continuing Calibration Verification. |
| CCV REC (%) | % recovery of Continuing Calibration Verification. |
| CPT | Consumer Product Testing not NELAP Accredited |
| DF | Dilution Factor |
| DI WET | (DISTLC) Waste Extraction Test using DI water |
| DISS | Dissolved (direct analysis of 0.45 µm filtered and acidified water sample) |
| DLT | Dilution Test (Serial Dilution) |
| DUP | Duplicate |
| EDL | Estimated Detection Limit |
| ERS | External reference sample. Second source calibration verification. |
| ITEF | International Toxicity Equivalence Factor |
| LCS | Laboratory Control Sample |
| LCS2 | Second LCS for the batch. Spike level is lower than that for the first LCS; applicable to method 1633. |
| LQL | Lowest Quantitation Level |
| MB | Method Blank |
| MB IS/SS % Rec | % Recovery of Internal Standard or Surrogate in Method Blank, if applicable |
| MB SS % Rec | % Recovery of Surrogate in Method Blank, if applicable |
| MDL | Method Detection Limit [1] |
| ML | Minimum Level of Quantitation |
| MS | Matrix Spike |
| MSD | Matrix Spike Duplicate |
| NA | Not Applicable |
| ND | Not detected at or above the indicated MDL or RL. |
| NR | Data Not Reported due to matrix interference or insufficient sample amount. |
| PDS | Post Digestion Spike |
| PF | Prep Factor |
| RD | Relative Difference |
| RL | Reporting Limit [2] |
| RPD | Relative Percent Difference |
| RRT | Relative Retention Time |
| RSD | Relative Standard Deviation |
| SNR | Surrogate is diluted out of the calibration range |

[1] MDL is the minimum measured concentration of a substance that can be reported with 99% confidence that the measured concentration is distinguishable from method blank results. Definition and Procedure for the Determination of the Method Detection Limit, Revision 2, 40CFR, Part 136, Appendix B, EPA 821-R-16-006, December 2016. Values are based upon our default extraction volume/amount and are subject to change.

[2] RL is the lowest level that can be reliably determined within specified limits of precision and accuracy during routine laboratory operating conditions. (The RL cannot be lower than the lowest calibration standard used in the initial calibration of the instrument and must be greater than the MDL.) Values are based upon our default extraction volume/amount and are subject to change.

McCampbell Analytical, Inc.
*"When Quality Counts"*

1534 Willow Pass Road, Pittsburg, CA 94565-1701
Toll Free Telephone: (877) 252-9262 / Fax: (925) 252-9269
http://www.mccampbell.com / E-mail: main@mccampbell.com

# Glossary of Terms & Qualifier Definitions

**Client:** Enthalpy Analytical **WorkOrder:** 2601E22

**Project:** EO-551403

| | |
|---|---|
| SPK Val | Spike Value |
| SPKRef Val | Spike Reference Value |
| SPLP | Synthetic Precipitation Leachate Procedure |
| ST | Sorbent Tube |
| TCLP | Toxicity Characteristic Leachate Procedure |
| TEQ | Toxicity Equivalents |
| TNTC | “Too Numerous to Count;” greater than 250 colonies observed on the plate. |
| TPH-Diesel | Sample results for semi-volatile TPH (diesel, kerosene, oil, etc) were calculated using a background subtraction procedure to correct for instrument baseline rise (column bleed) as described in Sec 7.7.2.2 of EPA 8015 B, C. |
| TZA | TimeZone Net Adjustment for sample collected outside of MAI's Coordinated Universal Time (UTC). (Adjustment for Daylight Saving is not accounted.) |
| WET (STLC) | Waste Extraction Test (Soluble Threshold Limit Concentration) |

## Analytical Qualifiers

| | |
|---|---|
| a3 | Sample diluted due to high organic content interfering with quantitative/or qualitative analysis. |

## Quality Control Qualifiers

| | |
|---|---|
| F2 | LCS/LCSD recovery and/or RPD/RSD is out of acceptance criteria. |

McCampbell Analytical, Inc.
*"When Quality Counts"*

1534 Willow Pass Road, Pittsburg, CA 94565-1701
Toll Free Telephone: (877) 252-9262 / Fax: (925) 252-9269
http://www.mccampbell.com / E-mail: main@mccampbell.com

# Analytical Report

| | | | |
|---|---|---|---|
| **Client:** | Enthalpy Analytical | **WorkOrder:** | 2601E22 |
| **Date Received:** | 01/23/2026 9:31 | **Extraction Method:** | E8151A |
| **Date Prepared:** | 01/27/2026 | **Analytical Method:** | E8151A |
| **Project:** | EO-551403 | **Unit:** | µg/L |

## Chlorinated Herbicides by GC-ECD

| Client ID | Lab ID | Matrix | Date Collected | Instrument FileID | Batch ID |
|---|---|---|---|---|---|
| SOUTH BASIN-EASTERN INLET | 2601E22-001A | Water | 01/22/2026 08:30 | GC15A 01262610.D | 334447 |

| Analytes | Result | MDL | RL | DF | Date Analyzed |
|---|---|---|---|---|---|
| Acifluorfen | ND | 5.3 | 10 | 10 | 01/27/2026 15:39 |
| Bentazon | ND | 3.2 | 10 | 10 | 01/27/2026 15:39 |
| Chloramben | ND | 6.4 | 10 | 10 | 01/27/2026 15:39 |
| 2,4-D (Dichlorophenoxyacetic acid) | ND | 0.79 | 2.0 | 10 | 01/27/2026 15:39 |
| 2,4-DB | ND | 4.2 | 10 | 10 | 01/27/2026 15:39 |
| Dalapon | ND | 7.7 | 10 | 10 | 01/27/2026 15:39 |
| DCPA (mono & diacid) | ND | 5.0 | 10 | 10 | 01/27/2026 15:39 |
| Dicamba | ND | 0.74 | 2.0 | 10 | 01/27/2026 15:39 |
| 3,5-Dichlorobenzoic Acid | ND | 2.4 | 10 | 10 | 01/27/2026 15:39 |
| Dichloroprop | ND | 3.5 | 10 | 10 | 01/27/2026 15:39 |
| Dinoseb (DNBP) | ND | 3.0 | 10 | 10 | 01/27/2026 15:39 |
| MCPA | ND | 13 | 20 | 10 | 01/27/2026 15:39 |
| MCPP | ND | 12 | 20 | 10 | 01/27/2026 15:39 |
| 4-Nitrophenol | ND | 7.7 | 10 | 10 | 01/27/2026 15:39 |
| Pentachlorophenol (PCP) | ND | 0.55 | 2.0 | 10 | 01/27/2026 15:39 |
| Picloram | ND | 3.8 | 10 | 10 | 01/27/2026 15:39 |
| 2,4,5-T (Trichlorophenoxy acetic acid) | ND | 1.0 | 2.0 | 10 | 01/27/2026 15:39 |
| 2,4,5-TP (Silvex) | ND | 1.6 | 5.0 | 10 | 01/27/2026 15:39 |

| Surrogates | REC (%) | Limits | DF | |
|---|---|---|---|---|
| DCAA | 103 | 60-140 | 10 | 01/27/2026 15:39 |

Analyst(s): DP

Analytical Comments: a3

McCampbell Analytical, Inc.
*"When Quality Counts"*

1534 Willow Pass Road, Pittsburg, CA 94565-1701
Toll Free Telephone: (877) 252-9262 / Fax: (925) 252-9269
http://www.mccampbell.com / E-mail: main@mccampbell.com

# Analytical Report

| | | | |
|---|---|---|---|
| **Client:** | Enthalpy Analytical | **WorkOrder:** | 2601E22 |
| **Date Received:** | 01/23/2026 9:31 | **Extraction Method:** | RSK175 |
| **Date Prepared:** | 01/28/2026 | **Analytical Method:** | RSK175 |
| **Project:** | EO-551403 | **Unit:** | µg/L |

## Dissolved Carbon Dioxide by RSK 175

| Client ID | Lab ID | Matrix | Date Collected | Instrument FileID | Batch ID |
|---|---|---|---|---|---|
| SOUTH BASIN-EASTERN INLET | 2601E22-001B | Water | 01/22/2026 08:30 | GC26 0128260104.D | 334558 |

| Analytes | Result | MDL | RL | DF | Date Analyzed |
|---|---|---|---|---|---|
| Carbon Dioxide | **1800** | 50 | 50 | 1 | 01/28/2026 14:58 |

Analyst(s): CLO

McCampbell Analytical, Inc.
*"When Quality Counts"*

1534 Willow Pass Road, Pittsburg, CA 94565-1701
Toll Free Telephone: (877) 252-9262 / Fax: (925) 252-9269
http://www.mccampbell.com / E-mail: main@mccampbell.com

# Quality Control Report

| | | | |
|---|---|---|---|
| **Client:** | Enthalpy Analytical | **WorkOrder:** | 2601E22 |
| **Date Prepared:** | 01/27/2026 | **BatchID:** | 334447 |
| **Date Analyzed:** | 01/27/2026 | **Extraction Method:** | E8151A |
| **Instrument:** | GC15A | **Analytical Method:** | E8151A |
| **Matrix:** | Water | **Unit:** | µg/L |
| **Project:** | EO-551403 | **Sample ID:** | MB/LCS/LCSD-334447 |

## QC Summary Report for E8151A

| Analyte | MB Result | MDL | RL | SPK Val | MB IS/SS %REC | MB IS/SS Limits |
|---|---|---|---|---|---|---|
| Acifluorfen | ND | 0.53 | 1.0 | - | - | - |
| Bentazon | ND | 0.32 | 1.0 | - | - | - |
| Chloramben | ND | 0.64 | 1.0 | - | - | - |
| 2,4-D (Dichlorophenoxyacetic acid) | ND | 0.079 | 0.20 | - | - | - |
| 2,4-DB | ND | 0.42 | 1.0 | - | - | - |
| Dalapon | ND | 0.77 | 1.0 | - | - | - |
| DCPA (mono & diacid) | ND | 0.50 | 1.0 | - | - | - |
| Dicamba | ND | 0.074 | 0.20 | - | - | - |
| 3,5-Dichlorobenzoic Acid | ND | 0.24 | 1.0 | - | - | - |
| Dichloroprop | ND | 0.35 | 1.0 | - | - | - |
| Dinoseb (DNBP) | ND | 0.30 | 1.0 | - | - | - |
| MCPA | ND | 1.3 | 2.0 | - | - | - |
| MCPP | ND | 1.2 | 2.0 | - | - | - |
| 4-Nitrophenol | ND | 0.77 | 1.0 | - | - | - |
| Pentachlorophenol (PCP) | ND | 0.055 | 0.20 | - | - | - |
| Picloram | ND | 0.38 | 1.0 | - | - | - |
| 2,4,5-T (Trichlorophenoxy acetic acid) | ND | 0.10 | 0.20 | - | - | - |
| 2,4,5-TP (Silvex) | ND | 0.16 | 0.50 | - | - | - |
| **Surrogate Recovery** | | | | | | |
| DCAA | 9.7 | | | 10 | 97 | 70-130 |

*(Cont.)*

McCampbell Analytical, Inc.
*"When Quality Counts"*

1534 Willow Pass Road, Pittsburg, CA 94565-1701
Toll Free Telephone: (877) 252-9262 / Fax: (925) 252-9269
http://www.mccampbell.com / E-mail: main@mccampbell.com

# Quality Control Report

| | | | |
|---|---|---|---|
| **Client:** | Enthalpy Analytical | **WorkOrder:** | 2601E22 |
| **Date Prepared:** | 01/27/2026 | **BatchID:** | 334447 |
| **Date Analyzed:** | 01/27/2026 | **Extraction Method:** | E8151A |
| **Instrument:** | GC15A | **Analytical Method:** | E8151A |
| **Matrix:** | Water | **Unit:** | µg/L |
| **Project:** | EO-551403 | **Sample ID:** | MB/LCS/LCSD-334447 |

## QC Summary Report for E8151A

| Analyte | LCS Result | LCSD Result | SPK Val | LCS %REC | LCSD %REC | LCS/LCSD Limits | RPD | RPD Limit |
|---|---|---|---|---|---|---|---|---|
| Acifluorfen | 9.3 | 8.6 | 10 | 93 | 86 | 70-130 | 8.50 | 30 |
| Bentazon | 8.1 | 7.9 | 10 | 81 | 79 | 70-130 | 2.96 | 30 |
| Chloramben | 8.4 | 7.7 | 10 | 84 | 77 | 70-130 | 9.11 | 30 |
| 2,4-D (Dichlorophenoxyacetic acid) | 10 | 9.1 | 10 | 101 | 91 | 70-130 | 9.70 | 30 |
| 2,4-DB | 10 | 9.4 | 10 | 102 | 94 | 70-130 | 7.62 | 30 |
| Dalapon | 11 | 11 | 10 | 112 | 106 | 70-130 | 5.74 | 30 |
| DCPA (mono & diacid) | 8.5 | 8.1 | 10 | 85 | 81 | 70-130 | 4.33 | 30 |
| Dicamba | 10 | 9.6 | 10 | 101 | 96 | 70-130 | 5.16 | 30 |
| 3,5-Dichlorobenzoic Acid | 10 | 9.6 | 10 | 101 | 96 | 70-130 | 5.75 | 30 |
| Dichloroprop | 9.9 | 9.2 | 10 | 99 | 92 | 70-130 | 7.17 | 30 |
| Dinoseb (DNBP) | 9.6 | 8.8 | 10 | 96 | 88 | 70-130 | 9.23 | 30 |
| MCPA | 100 | 99 | 100 | 103 | 99 | 70-130 | 3.80 | 30 |
| MCPP | 100 | 98 | 100 | 100 | 98 | 70-130 | 1.60 | 30 |
| 4-Nitrophenol | 23 | 21 | 10 | 228,F2 | 207,F2 | 70-130 | 10.1 | 30 |
| Pentachlorophenol (PCP) | 9.6 | 9.2 | 10 | 96 | 92 | 70-130 | 4.61 | 30 |
| Picloram | 8.5 | 8.1 | 10 | 85 | 81 | 70-130 | 4.77 | 30 |
| 2,4,5-T (Trichlorophenoxy acetic acid) | 9.4 | 8.7 | 10 | 94 | 87 | 70-130 | 7.57 | 30 |
| 2,4,5-TP (Silvex) | 9.1 | 8.5 | 10 | 91 | 85 | 70-130 | 7.06 | 30 |
| **Surrogate Recovery** | | | | | | | | |
| DCAA | 10 | 9.5 | 10 | 101 | 95 | 70-130 | 5.22 | 30 |

McCampbell Analytical, Inc.
*"When Quality Counts"*

1534 Willow Pass Road, Pittsburg, CA 94565-1701
Toll Free Telephone: (877) 252-9262 / Fax: (925) 252-9269
http://www.mccampbell.com / E-mail: main@mccampbell.com

# Quality Control Report

| | | | |
|---|---|---|---|
| **Client:** | Enthalpy Analytical | **WorkOrder:** | 2601E22 |
| **Date Prepared:** | 01/28/2026 | **BatchID:** | 334558 |
| **Date Analyzed:** | 01/28/2026 | **Extraction Method:** | RSK175 |
| **Instrument:** | GC26 | **Analytical Method:** | RSK175 |
| **Matrix:** | Water | **Unit:** | µg/L |
| **Project:** | EO-551403 | **Sample ID:** | MB/LCS/LCSD-334558 |

## QC Summary Report for RSK175

| Analyte | MB Result | MDL | RL | | | |
|---|---|---|---|---|---|---|
| Carbon Dioxide | ND | 50 | 50 | - | - | - |

| Analyte | LCS Result | LCSD Result | SPK Val | LCS %REC | LCSD %REC | LCS/LCSD Limits | RPD | RPD Limit |
|---|---|---|---|---|---|---|---|---|
| Carbon Dioxide | 160 | 150 | 187.2 | 86 | 81 | 70-130 | 6.39 | 30 |

McCampbell Analytical, Inc.
*"When Quality Counts"*

1534 Willow Pass Road, Pittsburg, CA 94565-1701
Toll Free Telephone: (877) 252-9262 / Fax: (925) 252-9269
http://www.mccampbell.com / E-mail: main@mccampbell.com

# Certified Analyte List

**Client:** Enthalpy Analytical **WorkOrder:** 2601E22

**Project:** EO-551403

| Analyte | Cert 1 | Cert 2 | Cert 3 | Cert 4 | Cert 5 | Analytical Method | Matrix |
|---|---|---|---|---|---|---|---|
| 2,4,5-T (Trichlorophenoxy acetic acid) | ◉ | ◉ | ○ | ○ | ○ | E8151A | Water |
| 2,4,5-TP (Silvex) | ◉ | ◉ | ○ | ○ | ○ | E8151A | Water |
| 2,4-D (Dichlorophenoxyacetic acid) | ◉ | ◉ | ○ | ○ | ○ | E8151A | Water |
| 2,4-DB | ◉ | ◉ | ○ | ○ | ○ | E8151A | Water |
| 3,5-Dichlorobenzoic Acid | ○ | ◉ | ○ | ○ | ○ | E8151A | Water |
| 4-Nitrophenol | ◉ | ◉ | ○ | ○ | ○ | E8151A | Water |
| Acifluorfen | ○ | ◉ | ○ | ○ | ○ | E8151A | Water |
| Bentazon | ○ | ◉ | ○ | ○ | ○ | E8151A | Water |
| Chloramben | ○ | ◉ | ○ | ○ | ○ | E8151A | Water |
| Dalapon | ◉ | ◉ | ○ | ○ | ○ | E8151A | Water |
| DCPA (mono & diacid) | ○ | ◉ | ○ | ○ | ○ | E8151A | Water |
| Dicamba | ◉ | ◉ | ○ | ○ | ○ | E8151A | Water |
| Dichloroprop | ◉ | ◉ | ○ | ○ | ○ | E8151A | Water |
| Dinoseb (DNBP) | ◉ | ◉ | ○ | ○ | ○ | E8151A | Water |
| MCPA | ◉ | ◉ | ○ | ○ | ○ | E8151A | Water |
| MCPP | ◉ | ◉ | ○ | ○ | ○ | E8151A | Water |
| Pentachlorophenol (PCP) | ◉ | ◉ | ○ | ○ | ○ | E8151A | Water |
| Picloram | ○ | ◉ | ○ | ○ | ○ | E8151A | Water |

**Certifications**

| | |
|---|---|
| Cert 1 | CA ELAP 1644 |
| Cert 2 | ORELAP (NELAP) 4033 |

The Certified Analyte Report lists the compounds for which MAI is accredited at the time of issuance. Although MAI holds multiple accreditations, methods with extensive compound lists may not be fully accredited due to state agency availability.

McCampbell Analytical, Inc.
1534 Willow Pass Rd
Pittsburg, CA 94565-1701
(925) 252-9262

# CHAIN-OF-CUSTODY RECORD



**WorkOrder: 2601E22** **ClientCode: ENO** **QuoteID: 262776**

☐ WaterTrax ☐ CLIP ☐ EDF ☑ EQuIS ☑ Dry-Weight ☑ Email ☐ HardCopy ☐ ThirdParty ☑ J-flag
☑ Detection Summary ☑ **Excel** [A1_Standard _QC]

Report to:
David Tripp
Enthalpy Analytical
931 West Barkley Avenue
Orange, CA 92868
714-771-9908 FAX:

Email: david.tripp@enthalpy.com
cc/3rd Party: incomingreports@enthalpy.com;
PO: 079649
Project: EO-551403

Bill to:
Accounts Payable/Enthalpy SoCal
Montrose Environmental Group
PO Box 842165
Boston, MA 02284-2165
003EL_ap@montrose-env.com

**Requested TAT: 5 days;**

*Date Received:* **01/23/2026**
*Date Logged:* **01/23/2026**

| Lab ID | ClientSampID | Matrix | Collection Date | Hold | Requested Tests (See legend below) | | | | | | | | | | | |
|---|---|---|---|---|---|---|---|---|---|---|---|---|---|---|---|---|
| | | | | | 1 | 2 | 3 | 4 | 5 | 6 | 7 | 8 | 9 | 10 | 11 | 12 |
| 2601E22-001 | SOUTH BASIN-EASTERN INLET | Water | 1/22/2026 08:30 | ☐ | A | A | B | | | | | | | | | |

**Test Legend:**

| | | | | | | | |
|---|---|---|---|---|---|---|---|
| 1 | 8151_W | 2 | PRDisposal Fee | 3 | RSK175_CO2_W | 4 | |
| 5 | | 6 | | 7 | | 8 | |
| 9 | | 10 | | 11 | | 12 | |

**Project Manager: Jena Alfaro**

**Prepared by: Chyna Thomas**

**Comments:**

NOTE: Soil samples are discarded 60 days after receipt unless other arrangements are made (Water samples are 30 days).
Hazardous samples will be returned to client or disposed of at client expense.

McCampbell Analytical, Inc.
*"When Quality Counts"*

1534 Willow Pass Road, Pittsburg, CA 94565-1701
Toll Free Telephone: (877) 252-9262 / Fax: (925) 252-9269
http://www.mccampbell.com / E-mail: main@mccampbell.com

# WORK ORDER SUMMARY

**Client Name:** ENTHALPY ANALYTICAL **Project:** EO-551403 **Work Order:** 2601E22
**Client Contact:** David Tripp **QC Level:** LEVEL 2
**Contact's Email:** david.tripp@enthalpy.com **Comments:** **Date Logged:** 1/23/2026

☐ WaterTrax ☐ CLIP ☐ EDF ☑ Excel ☐ EQuIS ☑ Email ☐ HardCopy ☐ ThirdParty ☑ J-flag

| LabID | ClientSampID | Matrix | Test Name | Cont./ Comp. | Bottle & Preservative | U** | Head Space | Dry-Weight | Collection Date & Time | TAT | Test Due Date | Sediment Content | Hold | Sub Out |
|---|---|---|---|---|---|---|---|---|---|---|---|---|---|---|
| 001A | SOUTH BASIN-EASTERN INLET | Water | E8151A (Chlorinated Herbicides) | 1 | 1LA Narrow Mouth, Unpres | ☐ | ☐ | ☐ | 1/22/2026 8:30 | 5 days | 1/30/2026 | Present | ☐ | ☐ |
| 001B | SOUTH BASIN-EASTERN INLET | Water | RSK175 (CO2) | 2 | VOA, Unpres | ☐ | ☐ | ☐ | 1/22/2026 8:30 | 5 days | 1/30/2026 | Present | ☐ | ☐ |

**NOTES:** *** STLC and TCLP extractions require 2 days to complete; therefore, all TATs begin after the extraction is completed (i.e., One-day TAT yields results in 3 days from sample submission).**

**- ISM prep requires 5 to 10 days to complete; therefore, all TATs begin after the extraction is completed (i.e., One-day TAT yields results in 6 to 11 days from sample submission). Due date listed on WO summary will not accurately reflect the time needed for sample preparation.**

**- Organic extracts are held for 40 days before disposal; Inorganic extract are held for 30 days.**

**- MAI assumes that all material present in the provided sampling container is considered part of the sample - MAI does not exclude any material from the sample prior to sample preparation unless requested in writing by the client.**

**U** = An unpreserved container was received for a method that suggests a preservation in order to extend hold time for analysis.**

**Cont./Comp. = Containers /Composites**

2601E22

ENTHALPY ANALYTICAL
931 West Barkley Ave
Orange, CA 92868
(714) 771-6900

Subcontract Laboratory:
McCampbell Analytical, Inc.
1534 Willow Pass Rd.
Pittsburg, CA 94565
ATTN: Quote ID: 262776
PO #: PO-079649

Enthalpy Order: EO-551403
PM: David Tripp
Email: david.tripp@enthalpy.com
CC: incomingreports@enthalpy.com
Phone: 657-581-4710

Results Due: Standard TAT
Report Level: II
Report To: MDL
EDDs: Standard Excel EDD

Notes:
CHIQUITA Stormwater

| Sample ID | Collected | Lab ID | # Cont. | Matrix | Analysis Requested | Comment |
|---|---|---|---|---|---|---|
| SOUTH BASIN - EASTERN INLET | 22-JAN-2026 08:30 | 551403-001 | 1 | Water | EPA 8151A Chlorinated Herbicides | |
| | | | 2 | Water | RSK-175 CO2 | |

| Notes: | Relinquished By: | Received By: |
|---|---|---|
| | [signature] | GLS |
| | Date: 1-22-26 17:07 | Date: |
| | GLS | [signature] |
| | Date: | Date: 1-23-24 0931 |
| | | |
| | Date: | Date: |

GLS:563999417

1.0 WET 1244

McCampbell Analytical, Inc.
*"When Quality Counts"*

1534 Willow Pass Road, Pittsburg, CA 94565-1701
Toll Free Telephone: (877) 252-9262 / Fax: (925) 252-9269
http://www.mccampbell.com / E-mail: main@mccampbell.com

# Sample Receipt Checklist

| | | | |
|---|---|---|---|
| Client Name: | Enthalpy Analytical | Date and Time Received: | 1/23/2026 09:31 |
| Project: | EO-551403 | Date Logged: | 1/23/2026 |
| | | Received by: | Chyna Thomas |
| WorkOrder №: | 2601E22 Matrix: Water | Logged by: | Chyna Thomas |
| Carrier: | Golden State Overnight | | |

## Chain of Custody (COC) Information

| | | | | | | |
|---|---|---|---|---|---|---|
| Chain of custody present? | Yes | ☑ | No | ☐ | | |
| Chain of custody signed when relinquished and received? | Yes | ☑ | No | ☐ | | |
| Chain of custody agrees with sample labels? | Yes | ☑ | No | ☐ | | |
| Sample IDs noted by Client on COC? | Yes | ☑ | No | ☐ | | |
| Date and Time of collection noted by Client on COC? | Yes | ☑ | No | ☐ | | |
| Sampler's name noted on COC? | Yes | ☑ | No | ☐ | | |
| COC agrees with Quote? | Yes | ☑ | No | ☐ | NA | ☐ |
| COC quote NOT expired? | Yes | ☑ | No | ☐ | NA | ☐ |

## Sample Receipt Information

| | | | | | | |
|---|---|---|---|---|---|---|
| Custody seals intact on shipping container/cooler? | Yes | ☑ | No | ☐ | NA | ☐ |
| Custody seals intact on sample bottles? | Yes | ☐ | No | ☐ | NA | ☑ |
| Shipping container/cooler in good condition? | Yes | ☑ | No | ☐ | | |
| Samples in proper containers/bottles? | Yes | ☑ | No | ☐ | | |
| Sample containers intact? | Yes | ☑ | No | ☐ | | |
| Sufficient sample volume for indicated test? | Yes | ☑ | No | ☐ | | |

## Sample Preservation and Hold Time (HT) Information

| | | | | | | |
|---|---|---|---|---|---|---|
| All samples received within holding time? | Yes | ☑ | No | ☐ | NA | ☐ |
| Samples Received on Ice? | Yes | ☑ | No | ☐ | | |
| (Ice Type: WET ICE ) | | | | | | |
| Sample/Temp Blank temperature | Temp: 1°C | | | | NA | ☐ |
| ZHS conditional analyses: VOA meets zero headspace requirement (VOCs, TPHg/BTEX, RSK)? | Yes | ☑ | No | ☐ | NA | ☐ |
| Sample labels checked for correct preservation? | Yes | ☑ | No | ☐ | | |
| pH acceptable upon receipt (Metal: <2)? | Yes | ☐ | No | ☐ | NA | ☑ |

UCMR Samples:

| | | | | | | |
|---|---|---|---|---|---|---|
| pH tested and acceptable upon receipt (200.7: ≤2; 533: 6 - 8; 537.1: 6 - 8)? | Yes | ☐ | No | ☐ | NA | ☑ |
| Free Chlorine tested and acceptable upon receipt (<0.1mg/L) [not applicable to 200.7]? | Yes | ☐ | No | ☐ | NA | ☑ |

Comments:

**Laboratory Job Number 551403**

**Subcontracted Products**

**Enthalpy - El Dorado Hills**

February 03, 2026

**Enthalpy Analytical - El Dorado Hills**
**Work Order No. 2601181**

Mr. David Tripp
Enthalpy Analytical
931 W. Barkley Avenue
Orange, CA 92868

Dear Mr. Tripp,

Enclosed are the results for the sample set received at Enthalpy Analytical - EDH on January 23, 2026 under your Project Name 'EO-551403'.

Enthalpy Analytical - EDH is committed to serving you effectively. If you require additional information, please contact me at 916-673-1520 or by email at mark.rein@enthalpy.com.

Thank you for choosing Enthalpy Analytical - EDH as part of your analytical support team.

Sincerely,



Mark Rein
Project Manager

*Enthalpy Analytical -EDH certifies that the report herein meets all the requirements set forth by NELAP for those applicable test methods. Results relate only to the samples as received by the laboratory. This report should not be reproduced except in full without the written approval of Enthalpy Analytical -EDH .*

**Enthalpy Analytical - EDH Order No. 2601181**
**Case Narrative**

**Sample Condition on Receipt:**

One water sample was received and stored securely in accordance with Enthalpy Analytical - EDH standard operating procedures and EPA methodology. The sample was received in good condition and within the method temperature requirements.

**Analytical Notes:**

**EPA Method 8290A**

This sample was extracted and analyzed for 2,3,7,8-TCDD by EPA Method 8290A using a ZB-DIOXIN GC column.

Holding Times

The method holding time criteria was met for this sample.

Quality Control

The Initial Calibration and Continuing Calibration Verifications met the method acceptance criteria.

A Method Blank and Ongoing Precision and Recovery (OPR) sample were extracted and analyzed with the preparation batch. No analytes were detected above the sample quantitation limits in the Method Blank. The OPR recoveries were within the method acceptance criteria.

Labeled standard recoveries for all QC and field samples were within method acceptance criteria.

Table of Contents


Case Narrative..... 1

Table of Contents..... 3

Sample Inventory..... 4

Analytical Results..... 5

Qualifiers..... 9

Certifications..... 10

Sample Receipt..... 11

# Sample Inventory Report

| Sample ID | Client Sample ID | Sampled | Received | Components/Containers |
|---|---|---|---|---|
| 2601181-01 | SOUTH BASIN - EASTERN INLET | 22-Jan-26 08:30 | 23-Jan-26 11:13 | Amber Glass NM Bottle, 1L |

**ANALYTICAL RESULTS**

## Sample ID: Method Blank

**EPA Method 8290A**

**Client Data**

Name: Enthalpy Analytical
Project: EO-551403
Matrix: Aqueous

**Laboratory Data**

Lab Sample: B26A233-BLK1
QC Batch: B26A233
Sample Size: 0.500 L
Date Extracted: 29-Jan-26
Column: ZB-50

| Analyte | Conc. (pg/L) | MDL | RL | Qualifiers | Analyzed | Dilution |
|---|---|---|---|---|---|---|
| 2,3,7,8-TCDD | ND | 3.56 | 10.0 | | 30-Jan-26 10:10 | 1 |

| Labeled Standards | Type | % Recovery | Limits | Qualifiers | Analyzed | Dilution |
|---|---|---|---|---|---|---|
| 13C-2,3,7,8-TCDD | IS | 89.8 | 40 - 135 | | 30-Jan-26 10:10 | 1 |
| 37Cl-2,3,7,8-TCDD | CRS | 89.6 | 40 - 135 | | 30-Jan-26 10:10 | 1 |

MDL - Method Detection Limit
RL - Reporting limit

Results reported to MDL.

## Sample ID: OPR

**EPA Method 8290A**

**Client Data**

Name: Enthalpy Analytical
Project: EO-551403
Matrix: Aqueous

**Laboratory Data**

Lab Sample: B26A233-BS1
QC Batch: B26A233
Sample Size: 0.500 L
Date Extracted: 29-Jan-26 03:46
Column: ZB-50

| Analyte | Amt Found (pg/L) | Spike Amt | % Recovery | Limits | Qualifiers | Analyzed | Dilution |
|---|---|---|---|---|---|---|---|
| 2,3,7,8-TCDD | 331 | 400 | 82.9 | 70-130 | | 30-Jan-26 08:39 | 1 |
| **Labeled Standards** | **Type** | | **% Recovery** | **Limits** | **Qualifiers** | **Analyzed** | **Dilution** |
| 13C-2,3,7,8-TCDD | IS | | 77.9 | 40-135 | | 30-Jan-26 08:39 | 1 |
| 37Cl-2,3,7,8-TCDD | CRS | | 89.1 | 40-135 | | 30-Jan-26 08:39 | 1 |

## Sample ID: SOUTH BASIN - EASTERN INLET

**EPA Method 8290A**

**Client Data**

| | |
|---|---|
| Name: | Enthalpy Analytical |
| Project: | EO-551403 |
| Matrix: | Water |
| Date Collected: | 22-Jan-26 08:30 |

**Laboratory Data**

| | | | |
|---|---|---|---|
| Lab Sample: | 2601181-01 | Date Received: | 23-Jan-26 11:13 |
| QC Batch: | B26A233 | Date Extracted: | 29-Jan-26 |
| Sample Size: | 0.500 L | Column: | ZB-50 |

| Analyte | Conc. (pg/L) | MDL | RL | Qualifiers | Analyzed | Dilution |
|---|---|---|---|---|---|---|
| 2,3,7,8-TCDD | ND | 3.56 | 9.99 | | 30-Jan-26 19:28 | 1 |

| Labeled Standards | Type | % Recovery | Limits | Qualifiers | Analyzed | Dilution |
|---|---|---|---|---|---|---|
| 13C-2,3,7,8-TCDD | IS | 78.3 | 40 - 135 | | 30-Jan-26 19:28 | 1 |
| 37Cl-2,3,7,8-TCDD | CRS | 82.4 | 40 - 135 | | 30-Jan-26 19:28 | 1 |

MDL - Method Detection Limit
RL - Reporting limit

Results reported to MDL.

# DATA QUALIFIERS & ABBREVIATIONS

| | |
|---|---|
| B | Compound was also detected in the method blank |
| Conc. | Concentration |
| CRS | Cleanup Recovery Standard |
| D | Dilution |
| DL | Detection Limit |
| E | Concentration exceeded the calibration range |
| EDL | Estimated Detection Limit |
| EMPC | Estimated Maximum Possible Concentration |
| H | Recovery and/or RPD was outside laboratory acceptance limits |
| I | Chemical Interference |
| IS | Internal Standard |
| J | Estimated Concentration below the Reporting Limit/LOQ |
| LOD | Limit of Detection |
| LOQ | Limit of Quantitation |
| MDL | Method Detection Limit |
| NA | Not Applicable |
| ND | Not Detected |
| OPR | Ongoing Precision and Recovery sample |
| P | Concentration may include contribution from chlorinated diphenyl ether(s). |
| Q | Ion transition ratio is outside of the acceptance criteria. |
| RL | Reporting Limit (MRL) |
| TEQ | Toxic Equivalency, sum of the toxic equivalency factors (TEF) multiplied by the sample concentrations. |
| TEQMax | TEQ calculated using the detection limit as the concentration for non-detects |
| TEQMin | TEQ calculated using zero as the concentration for non-detects |
| TEQRisk | TEQ calculated using ½ the detection limit as the concentration for non-detects |
| U | Not Detected (specific projects only) |
| * | See Cover Letter |

Unless otherwise noted, solid sample results are reported in dry weight. Tissue samples are reported in wet weight.

**Enthalpy Analytical - EDH Certifications**

| Accrediting Authority | Certificate Number |
|---|---|
| Alaska Department of Environmental Conservation | 17-013 |
| Arkansas Department of Environmental Quality | 21-023-0 |
| California Department of Health – ELAP | 2892 |
| DoD ELAP - A2LA Accredited - ISO/IEC 17025 | 3091.01 |
| Florida Department of Health | E87777 |
| Hawaii Department of Health | N/A |
| Louisiana Department of Environmental Quality | 01977 |
| Maine Department of Health | 2020018 |
| Michigan Department of Environmental Quality | 9932 |
| Minnesota Department of Health | 2211390 |
| Nevada Division of Environmental Protection | CA00413 |
| New Hampshire Environmental Accreditation Program | 207721 |
| New Jersey Department of Environmental Protection | CA003 |
| New York Department of Health | 11411 |
| Ohio Environmental Protection Agency | 87778 |
| Oregon Laboratory Accreditation Program | 4042-021 |
| Texas Commission on Environmental Quality | T104704189-22-13 |
| Vermont Department of Health | VT-4042 |
| Virginia Department of General Services | 11276 |
| Washington Department of Ecology | C584 |
| Wisconsin Department of Natural Resources | 998036160 |

*Current certificates and lists of licensed parameters can be found at Enthalpy.com/Resources/Accreditations.*

ENTHALPY ANALYTICAL
931 West Barkley Ave
Orange, CA 92868
(714) 771-6900

Subcontract Laboratory:
Enthalpy - El Dorado Hills
1104 Windfield Way
El Dorado Hills, CA 95762
ATTN: Mark Rein
PO #: Required, to be sent via email

Enthalpy Order: EO-551403
PM: David Tripp
Email: david.tripp@enthalpy.com
CC: incomingreports@enthalpy.com
Phone: 657-581-4710

Results Due: Standard TAT
Report Level: II
Report To: MDL
EDDs: BLDR:Enthalpy (the normal EDD you send to Orange)

2601181 2.7°C

Notes:
CHIQUITA Stormwater

| Sample ID | Collected | Lab ID | # Cont. | Matrix | Analysis Requested | Comment |
|---|---|---|---|---|---|---|
| SOUTH BASIN - EASTERN INLET | 22-JAN-2026 08:30 | 551403-001 | 1 | Water | EPA 8290 - 2,3,7,8-TCDD Only | |

| Notes: | Relinquished By: | Received By: |
|---|---|---|
| | | |
| | Date: 1-22-26 17:07 | Date: 01/23/26 1113 |
| | | |
| | Date: | Date: |
| | | |
| | Date: | Date: |

# CoC/Label Reconciliation Report WO# 2601181

| LabNumber | CoC Sample ID | | SampleAlias | Sample Date/Time | | Container | BaseMatrix | Sample Comments |
|---|---|---|---|---|---|---|---|---|
| 2601181-01 | A SOUTH BASIN - EASTERN INLET | ☑ | 551403-001 | 22-Jan-26 08:30 | ☑ | Amber Glass NM Bottle, 1L | Aqueous | |

Checkmarks indicate that information on the COC reconciled with the sample label.
Any discrepancies are noted in the following columns.

| CONDITION | Yes | No | NA |
|---|---|---|---|
| Sample Container Intact? | ✓ | | |
| Sample Container(s) Custody Seals Intact? | | | ✓ |
| Custody Seals On Cooler Intact? | | | ✓ |
| Adequate Sample Volume? | ✓ | | |
| Container Type Appropriate for Analysis(es)? | ✓ | | |

Comments: No back up volume.

Preservation Documented: Na2S2O3 Trizma NH4CH3CO2 (None) Other

Verifed by/Date: 01/23/26 JTT
XAO 01/23/26

Enthalpy Analytical
931 West Barkley Ave
Orange, CA 92868
(714) 771-6900

enthalpy.com

Lab Job Number : 552835
Report Level : II
Report Date : 03/13/2026

**Analytical Report** *prepared for:*

Matt Breuer
Waste Connections
Chiquita Canyon Landfill
29201 Henry Mayo Drive
Castaic, CA 91384

Project: CCLF STORMWATER - Chiquita Canyon Stormwater

*Authorized for release by:*

David Tripp, Project Manager
657-581-4710
david.tripp@enthalpy.com

This data package has been reviewed for technical correctness and completeness. Release of this data has been authorized by the Laboratory Manager or the Manager's designee, as verified by the above signature which applies to this PDF file as well as any associated electronic data deliverable files. The results contained in this report meet all requirements of NELAP and pertain only to those samples which were submitted for analysis. This report may be reproduced only in its entirety.

CA ELAP# 1338, CA ELAP #1338-S1, NELAP# 4038, SCAQMD LAP# 18LA0518, LACSD ID# 10105, ORELAP# 4197

ENTHALPY ANALYTICAL

# Sample Summary

| | | |
|---|---|---|
| Matt Breuer<br>Waste Connections<br>Chiquita Canyon Landfill<br>29201 Henry Mayo Drive<br>Castaic, CA 91384 | Lab Job #:<br>Project No:<br>Location:<br>Date Received: | 552835<br>CCLF STORMWATER<br>Chiquita Canyon Stormwater<br>02/11/26 |

| Sample ID | Lab ID | Collected | Matrix |
|---|---|---|---|
| SOUTH BASIN - WESTERN INLET | 552835-001 | 02/10/26 22:26 | Water |
| SOUTH BASIN - EASTERN INLET | 552835-002 | 02/10/26 22:37 | Water |

# Case Narrative

| | |
|---|---|
| Waste Connections<br>Chiquita Canyon Landfill<br>29201 Henry Mayo Drive<br>Castaic, CA 91384<br>Matt Breuer | Lab Job Number: 552835<br>Project No: CCLF STORMWATER<br>Location: Chiquita Canyon Stormwater<br>Date Received: 02/11/26 |

- This data package contains sample and QC results for two water samples, requested for the above referenced project on 02/11/26. The samples were received in good condition.
- DILUTIONS: Dilutions in this report were performed solely for the purpose of reporting target analytes within method calibration ranges.

**Volatile Organics by GC/MS (EPA 8260B):**

- SOUTH BASIN - WESTERN INLET (lab # 552835-001) and SOUTH BASIN - EASTERN INLET (lab # 552835-002) had pH greater than 2.
- No other analytical problems were encountered.

**Semivolatile Organics by GC/MS (EPA 8270E):**

- Response exceeding the instrument's linear range was observed for diethylphthalate in SOUTH BASIN - WESTERN INLET (lab # 552835-001); affected data was qualified with "E".
- No other analytical problems were encountered.

**Semivolatile Organics by GC/MS (EPA 625.1):**

- High response was observed for benzoic acid in the ICV analyzed 02/11/26 17:27; this analyte was not detected at or above the RL in the associated sample, and affected data was qualified with "b".
- High response was observed for benzoic acid in the CCV analyzed 02/11/26 17:27; this analyte was not detected at or above the RL in the associated sample, and affected data was qualified with "b".
- Low surrogate recoveries were observed for phenol-d6 in SOUTH BASIN - EASTERN INLET (lab # 552835-002) and the method blank for batch 395126.
- Low surrogate recovery was observed for 2-fluorophenol in SOUTH BASIN - EASTERN INLET (lab # 552835-002).
- No other analytical problems were encountered.

**Semivolatile Organics by GC/MS SIM (EPA 8270C-SIM):**
No analytical problems were encountered.

**Pesticides (EPA 8081A):**
No analytical problems were encountered.

**Total Organic Carbon by IR (SM 5310B):**
No analytical problems were encountered.

**PCBs (EPA 8082):**

- SOUTH BASIN - WESTERN INLET (lab # 552835-001) was treated with sulfuric acid to reduce analytical interferences or due to the presence of color.
- No other analytical problems were encountered.

**Metals (EPA 200.7, EPA 200.8, and EPA 245.1):**

- Low recoveries were observed for mercury in the MS/MSD for batch 395052; the parent sample was not a project sample, and the associated RPD was within limits.
- Low recoveries were observed for zinc in the MS/MSD for batch 395119; the parent sample was not a project sample, the LCS was within limits, and the associated RPD was within limits.
- No other analytical problems were encountered.

**Ion Chromatography (EPA 300.0):**

- Low recoveries were observed for sulfate in the MS/MSD of SOUTH BASIN - WESTERN INLET (lab # 552835-001); the LCS was within limits.
- Responses exceeding the instrument's linear range were observed for sulfate in the MS/MSD of SOUTH BASIN - WESTERN INLET (lab # 552835-001); affected data was qualified with "E".
- No other analytical problems were encountered.

**Conductivity (SM2510B):**
No analytical problems were encountered.

**Total Oil & Grease (HEM) (EPA 1664A):**

- Matrix spikes were not performed for this analysis due to insufficient sample volume.
- No analytical problems were encountered.

**Total Phenolics (EPA 420.1):**
No analytical problems were encountered.

**Alkalinity (SM2320B):**
No analytical problems were encountered.

**Sulfide (SM 4500-S2-D):**
No analytical problems were encountered.

**Total Dissolved Solids (TDS) (SM2540C):**
No analytical problems were encountered.

**Total Suspended Solids (TSS) (SM2540D):**
No analytical problems were encountered.

**Chemical Oxygen Demand (SM5220D):**
No analytical problems were encountered.

**Biochemical Oxygen Demand (SM5210B):**
No analytical problems were encountered.

**Turbidity (SM2130B):**
No analytical problems were encountered.

**Cyanide - Semi-Automated Method (SM 4500-CN-E and SM 4500-CN-E):**
No analytical problems were encountered.

**Coliform - 9221 Tests (SM 9221B and SM 9221F):**
No analytical problems were encountered.

**Ammonia and TKN- Semi-Automated Method (SM 4500-NH3-G):**

- Low recovery was observed for ammonia-N in the MSD for batch 395042; the parent sample was not a project sample, the LCS was within limits, and the associated RPD was within limits.
- No other analytical problems were encountered.

**Organophosphorus Pesticides (EPA 8141A):**
Pace Laboratories in Bakersfield, CA performed the analysis (see sublab report section for certifications). Please see the Pace Laboratories case narrative.

**8151A Chlorinated Herbicides (EPA 8151A):**
McCampbell Analytical, Inc. in Pittsburg, CA performed the analysis (NELAP certified). Please see the McCampbell Analytical, Inc. case narrative.

**RSK-175 CO2 (RSK-175):**
McCampbell Analytical, Inc. in Pittsburg, CA performed the analysis (see sublab report section for certifications). Please see the McCampbell Analytical, Inc. case narrative, including their comment regarding dilution of samples flagged "a3 - Sample diluted due to high organic content interfering with quantitative/or qualitative analysis."

**Dioxins & Furans (EPA 8290):**
Enthalpy - El Dorado Hills in El Dorado Hills, CA performed the analysis (see sublab report section for certifications). Please see the Enthalpy - El Dorado Hills case narrative.

ENTHALPY ANALYTICAL

**Chain of Custody Record**

Lab No: 552835

Page: 1 of 3

**Turn Around Time (rush by advanced notice only)**

| | | | | | |
|---|---|---|---|---|---|
| Standard: | | 5 Day: | | 3 Day: | |
| 2 Day: | | 1 Day: | X | Custom TAT: | |

**Enthalpy Analytical - Orange**

931 W. Barkley Avenue, Orange, CA 92868

Phone 714-771-6900

**Matrix:** A = Air S = Soil/Solid
W = Water DW = Drinking Wate SD = Sediment
PP = Pure Product SEA = Sea Water
SW = Swab T = Tissue WP = Wipe O = Other

**Preservatives:**
1 = $Na_2S_2O_3$ 2 = HCl 3 = $HNO_3$
4 = $H_2SO_4$ 5 = NaOH 6 = Other

**Sample Receipt Temp:**
5.5/5.7 9.4/9.6
11.9/12.1 17.2/17.4
FR 10
(lab use only)

| CUSTOMER INFORMATION | | PROJECT INFORMATION | |
|---|---|---|---|
| Company: | Chiquita Canyon, LLC | Name: | Stormwater Outlet |
| Report To: | Matt Breuer | Number: | |
| Email: | matthew.breuer@wasteconnection | P.O. #: | |
| Address: | 29201 Henry Mayo Drive | Address: | 29201 Henry Mayo Drive |
| | Castaic, CA 91384 | | Castaic, CA 91384 |
| Phone: | 682-559-3880 | Global ID: | |
| Fax: | | Sampled By: | CH, GA |

**Analysis Request**

| | Sample ID | Sampling Date | Sampling Time | Matrix | Container No. / Size | Pres. | 200.7/200.8 Metals (see comments) | 245.1 Mercury | 4500-CN-E Cyanide | 8081 Pesticides / 8082 PCBs | 8141 Organophosphorous Pesticides | 8151 Herbicides | 8260 VOCs | 8260 Acrolein/Acrylonitrile | 8270C | 8290 2,3,7,8-TCDD | Test Instructions / Comments |
|---|---|---|---|---|---|---|---|---|---|---|---|---|---|---|---|---|---|
| 1 | South Basin - Western Inlet | 02/10/26 | 2226 | W | 31 | 1,2,4,6 | X | X | X | X | X | X | X | X | X | X | Temp: 14.6°C, pH 8.66 |
| 2 | South Basin - Eastern Inlet | 02/10/26 | 2237 | W | 31 | 1,2,4,6 | X | X | X | X | X | X | X | X | X | X | Temp: 14.6°C, pH 8.31 |
| 3 | | | | | | | | | | | | | | | | | |
| 4 | | | | | | | | | | | | | | | | | |
| 5 | | | | | | | | | | | | | | | | | |
| 6 | | | | | | | | | | | | | | | | | |
| 7 | | | | | | | | | | | | | | | | | |
| 8 | | | | | | | | | | | | | | | | | |
| 9 | | | | | | | | | | | | | | | | | |
| 10 | | | | | | | | | | | | | | | | | |

**Test Instructions / Comments**

**200.8 - Ag, As, B, Ba, Be, Cd, Co, Cr, Cu, Ni, Mn, Pb, Sb, Se, Sn, Tl, V, Zn**
**200.7 - Fe, Ca, K, Mg, Na**

**Additional email recipients:**
**matt.breuer@wasteconnections.com**
**stormwater@wasteconnections.com**
**tmb@swteng.com**
**aav@swteng.com**

**Direct invoices to:**
**Maribel Bolanos**
**(661) 257-3665**

Login 552835

| | Signature | Print Name | Company / Title | Date / Time |
|---|---|---|---|---|
| 1 Relinquished By: | [signature] | G. Alvarenga | GEH | 2/11/26 2:00 |
| 1 Received By: | | FPOWN | EA | 2/11/26 0700 |
| 2 Relinquished By: | | | | |
| 2 Received By: | | | | |
| 3 Relinquished By: | | | | |
| 3 Received By: | | | | |

# ENTHALPY ANALYTICAL

## Chain of Custody Record

Lab No:

Page: 2 of 3

| Turn Around Time (rush by advanced notice only) | | | | | |
|---|---|---|---|---|---|
| Standard: | | 5 Day: | | 3 Day: | |
| 2 Day: | | 1 Day: | X | Custom TAT: | |


**Enthalpy Analytical - Orange**

931 W. Barkley Avenue, Orange, CA 92868

Phone 714-771-6900


**Matrix:** A = Air S = Soil/Solid W = Water DW = Drinking Wate SD = Sediment PP = Pure Product SEA = Sea Water SW = Swab T = Tissue WP = Wipe O = Other

**Preservatives:** 1 = $Na_2S_2O_3$ 2 = HCl 3 = $HNO_3$ 4 = $H_2SO_4$ 5 = NaOH 6 = Other

**Sample Receipt Temp:** (lab use only)

| CUSTOMER INFORMATION | | PROJECT INFORMATION | |
|---|---|---|---|
| Company: | Chiquita Canyon, LLC | Name: | Stormwater Outlet |
| Report To: | Kate Logan | Number: | |
| Email: | kate.logan@wasteconnections.com | P.O. #: | |
| Address: | 29201 Henry Mayo Drive | Address: | 29201 Henry Mayo Drive |
| | Castaic, CA 91384 | | Castaic, CA 91384 |
| Phone: | 682-559-3880 | Global ID: | |
| Fax: | | Sampled By: | GA, CH |

| | Sample ID | Sampling Date | Sampling Time | Matrix | Container No. / Size | Pres. | SM4500-S2-D Total Sulfide | 420.1 Total Phenolics | 1664A Oil and Grease | 9221B Tota Coliform | 9221F E. Coli | 300.0 Cl, Br, Fl, NO3, NO2, SO4 | 2540D TSS | 5310B TOC | 8270 SIM 1,4-Dioxane | SM2320B Alkalinity | Test Instructions / Comments |
|---|---|---|---|---|---|---|---|---|---|---|---|---|---|---|---|---|---|
| 1 | South Basin - Western Inlet | 02/10/26 | 2226 | W | 31 | 1,2,4,6 | X | X | X | X | X | X | X | X | X | X | Temp: 14.6°C, pH 8.66 |
| 2 | South Basin - Eastern Inlet | 02/10/26 | 2237 | W | 31 | 1,2,4,6 | X | X | X | X | X | X | X | X | X | X | Temp: 14.6°C, pH 8.31 |
| 3 | | | | | | | | | | | | | | | | | |
| 4 | | | | | | | | | | | | | | | | | |
| 5 | | | | | | | | | | | | | | | | | |
| 6 | | | | | | | | | | | | | | | | | |
| 7 | | | | | | | | | | | | | | | | | |
| 8 | | | | | | | | | | | | | | | | | |
| 9 | | | | | | | | | | | | | | | | | |
| 10 | | | | | | | | | | | | | | | | | |

**Additional email recipients:**
matt.breuer@wasteconnections.com
stormwater@wasteconnections.com
tmb@swteng.com
aav@swteng.com

**Direct invoices to:**
Maribel Bolanos
(661) 257-3665

| | Signature | Print Name | Company / Title | Date / Time |
|---|---|---|---|---|
| [1] Relinquished By: | | G Alvarenga | CTRH | 2/11/26 2:00 |
| [1] Received By: | | FRANK | CM | 2/11/26 0700 |
| [2] Relinquished By: | | | | |
| [2] Received By: | | | | |
| [3] Relinquished By: | | | | |
| [3] Received By: | | | | |

# ENTHALPY ANALYTICAL

## Chain of Custody Record

Lab No:

Page: 3 of 3

**Turn Around Time (rush by advanced notice only)**

| Standard: | | 5 Day: | | 3 Day: | |
|---|---|---|---|---|---|
| 2 Day: | | 1 Day: | X | Custom TAT: | |


**Enthalpy Analytical - Orange**

931 W. Barkley Avenue, Orange, CA 92868

Phone 714-771-6900


**Matrix:** A = Air S = Soil/Solid W = Water DW = Drinking Wate SD = Sediment PP = Pure Product SEA = Sea Water SW = Swab T = Tissue WP = Wipe O = Other

**Preservatives:** 1 = $Na_2S_2O_3$ 2 = HCl 3 = $HNO_3$ 4 = $H_2SO_4$ 5 = NaOH 6 = Other

**Sample Receipt Temp:** (lab use only)

| CUSTOMER INFORMATION | | PROJECT INFORMATION | |
|---|---|---|---|
| Company: | Chiquita Canyon, LLC | Name: | Stormwater Outlet |
| Report To: | Kate Logan | Number: | |
| Email: | kate.logan@wasteconnections.com | P.O. #: | |
| Address: | 29201 Henry Mayo Drive | Address: | 29201 Henry Mayo Drive |
| | Castaic, CA 91384 | | Castaic, CA 91384 |
| Phone: | 682-559-3880 | Global ID: | |
| Fax: | | Sampled By: | GA, CH |

| | Sample ID | Sampling Date | Sampling Time | Matrix | Container No. / Size | Pres. | SM5220D Chemical Oxygen Demand | SM2510B Specific Conductance | RSK-175 Carbon Dioxide | 2540E TDS | SM2130B Turbidity | 350.1 Ammonia | 625.1 - See Comments | 625.1 Alpha-Terpineol | SM5210B BOD | | Test Instructions / Comments |
|---|---|---|---|---|---|---|---|---|---|---|---|---|---|---|---|---|---|
| 1 | South Basin - Western Inlet | 02/10/26 | 2226 | W | 31 | 1,2,4,6 | X | X | X | X | X | X | X | X | X | | Temp: 14.6°C, pH 8.66 |
| 2 | South Basin - Eastern Inlet | 02/10/26 | 2237 | W | 31 | 1,2,4,6 | X | X | X | X | X | X | X | X | X | | Temp: 14.6°C, pH 8.31 |
| 3 | | | | | | | | | | | | | | | | | |
| 4 | | | | | | | | | | | | | | | | | |
| 5 | | | | | | | | | | | | | | | | | |
| 6 | | | | | | | | | | | | | | | | | |
| 7 | | | | | | | | | | | | | | | | | |
| 8 | | | | | | | | | | | | | | | | | |
| 9 | | | | | | | | | | | | | | | | | |
| 10 | | | | | | | | | | | | | | | | | |

**Analysis Request**

**Test Instructions / Comments**

**625.1 - Benzoic Acid, Pyridine, Phenol, 2-methylphenol, 3,4-methylphenol, Cresol, Naphthalene, alpha-terpineol**

**Additional email recipients:**
**matt.breuer@wasteconnections.com**
**stormwater@wasteconnections.com**
**tmb@swteng.com**
**aav@swteng.com**

**Direct invoices to:**
**Maribel Bolanos**
**(661) 257-3665**

| | Signature | Print Name | Company / Title | Date / Time |
|---|---|---|---|---|
| [1] Relinquished By: | | G. Hurley | GTEH | 2/11/26 2:06 |
| [1] Received By: | | FedEx | ES | 2/11/26 0700 |
| [2] Relinquished By: | | | | |
| [2] Received By: | | | | |
| [3] Relinquished By: | | | | |
| [3] Received By: | | | | |

# SAMPLE RECEIPT CHECKLIST

**Section 1: General Info**

Date Received: 02/11/26 WO# 552835 Client: Waste Connections

**Section 2: Shipping / Custody** **Are custody seals present?** ☐ Yes ☒ No

Custody seals intact on arrival? ■ N/A ☐ Yes ☐ No ☐ On cooler / box ☐ On samples

☐ Courier ■ Walk-In ☐ Field Sampling ☐ Shipping Info: _____

**Section 3a: Condition / Packaging** ☐ **Outside 0.0 - 6.0°C (0.0 - 10.0°C for microbiology) (PM notified)**

Date Opened 02/11/26 By (initials) FPD Type of ice used: ■ Wet ☐ Blue/Gel ☐ None

☐ Samples received on ice directly from the field; cooling process had begun. (if checked, skip temperatures)

☐ Sample matrix doesn't require cooling (e.g. air, bulk PCB). (if checked, skip temperatures)

If no cooler: Observed/Adjusted Temp (°C): _____ / _____ Thermometer/IR Gun: IR10 CF: +0.2

Cooler Temp (°C) #1: 5.5 / 5.7 #2: 9.4 / 9.6 #3: 11.9 / 12.1 #4: 17.2 / 17.4 #5: ____ / ____ #6: ____ / ____

**Section 3b: Microbiology Samples** ■ **No microbiology samples submitted (skip 3b)**

☐ Within temp range 0.0 - 10.0°C or received on ice directly from field.

☐ Adequate headspace for microbiology analysis.

**Section 3c: Air Samples** ■ **No air samples submitted (skip 3c)**

☐ 1.4L Canisters ☐ 6L Canisters ☐ Tedlar Bags ☐ MCE Cassettes ☐ Sorbent Tubes ☐ Other _____

| **Section 4: Containers / Labels / Samples** | YES | NO | N/A |
|---|---|---|---|
| 1) Were custody papers present, filled properly, and legible? | x | | |
| 2) Is the sampler's name present on the CoC? | x | | |
| 3) Were containers received in good condition (unbroken / unopened / uncompromised)? | x | | |
| 4) Were the samples bagged? (required for microbiology samples; recommended for soil samples) | x | | |
| 5) Were all of, and only, the correct samples received? | x | | |
| 6) Are sample labels present, legible, and in agreement with the CoC? | | x | |
| 7) Does the container count match the CoC? | x | | |
| 8) Was sufficient sample volume / mass received for the analyses requested? | x | | |
| 9) Were samples received in proper containers for the analyses requested? | x | | |
| 10) Were samples received with > 1/2 holding time remaining? | | x | |
| 11) Are samples properly preserved as indicated by CoC / labels? | x | | |
| 12) Unpreserved VOAs received - If necessary, was the hold time changed in LIMS? | | | x |
| 13) Are VOA vials free from headspace/bubbles > 6mm? | x | | |

**Section 5: Explanations / Comments**

(If no comments are made, then no discrepancies noted.)

4.10 - SAMPLES RECEIVED OUT OF HOLD FOR TOTAL COLIFORM / E. COLI

4.6 - 3 HCl-PRESERVED VOA VIALS FOR SAMPLE -002 (SOUTH BASIN - EASTERN INLET) RECEIVED UNLABELED.

☐ **No additional discrepancies**

**Date Logged** 02/11/26 **By (print)** FPD **(sign)** _____

**Date Labeled** 02/11/26 **By (print)** FPD **(sign)** _____

ENTHALPY ANALYTICAL

# Analysis Results for 552835

Matt Breuer
Waste Connections
Chiquita Canyon Landfill
29201 Henry Mayo Drive
Castaic, CA 91384

Lab Job #: 552835
Project No: CCLF STORMWATER
Location: Chiquita Canyon Stormwater
Date Received: 02/11/26

**Sample ID:** SOUTH BASIN - WESTERN INLET | **Lab ID:** 552835-001 | **Matrix:** Water | **Collected:** 02/10/26 22:26

| 552835-001 Analyte | Result | Qual | Units | RL | MDL | DF | Batch | Prepared | Analyzed | Chemist |
|---|---|---|---|---|---|---|---|---|---|---|
| Method: EPA 1664A<br>Prep Method: METHOD | | | | | | | | | | |
| Total Oil and Grease | **3.0** | J | mg/L | 4.9 | 0.96 | 0.99 | 395087 | 02/11/26 | 02/12/26 | TTL |
| Method: EPA 200.7<br>Prep Method: EPA 3015A | | | | | | | | | | |
| Calcium | **57** | | mg/L | 0.10 | 0.022 | 1 | 395117 | 02/11/26 | 02/12/26 | SBW |
| Iron | **6.8** | | mg/L | 0.050 | 0.017 | 1 | 395415 | 02/14/26 | 02/17/26 | TWJ |
| Magnesium | **8.0** | | mg/L | 0.10 | 0.010 | 1 | 395117 | 02/11/26 | 02/12/26 | SBW |
| Potassium | **11** | | mg/L | 0.50 | 0.15 | 1 | 395117 | 02/11/26 | 02/12/26 | SBW |
| Sodium | **75** | | mg/L | 0.50 | 0.017 | 1 | 395117 | 02/11/26 | 02/12/26 | SBW |
| Method: EPA 200.8<br>Prep Method: EPA 3015A | | | | | | | | | | |
| Antimony | **2.4** | | ug/L | 2.0 | 1.0 | 1 | 395119 | 02/11/26 | 02/12/26 | KAM |
| Arsenic | **5.9** | | ug/L | 2.0 | 0.27 | 1 | 395119 | 02/11/26 | 02/12/26 | KAM |
| Barium | **75** | | ug/L | 5.0 | 0.44 | 1 | 395119 | 02/11/26 | 02/12/26 | KAM |
| Beryllium | **0.28** | J | ug/L | 1.0 | 0.083 | 1 | 395119 | 02/11/26 | 02/12/26 | KAM |
| Boron | **200** | | ug/L | 100 | 77 | 10 | 395119 | 02/11/26 | 02/11/26 | KAM |
| Cadmium | ND | | ug/L | 1.0 | 0.26 | 1 | 395119 | 02/11/26 | 02/12/26 | KAM |
| Chromium | **9.5** | | ug/L | 5.0 | 0.40 | 1 | 395119 | 02/11/26 | 02/12/26 | KAM |
| Cobalt | **3.8** | | ug/L | 1.0 | 0.13 | 1 | 395119 | 02/11/26 | 02/12/26 | KAM |
| Copper | **15** | | ug/L | 5.0 | 1.4 | 1 | 395119 | 02/11/26 | 02/12/26 | KAM |
| Lead | **5.6** | | ug/L | 5.0 | 0.23 | 1 | 395119 | 02/11/26 | 02/12/26 | KAM |
| Manganese | **120** | | ug/L | 10 | 4.5 | 1 | 395119 | 02/11/26 | 02/12/26 | KAM |
| Nickel | **8.7** | | ug/L | 5.0 | 0.89 | 1 | 395119 | 02/11/26 | 02/12/26 | KAM |
| Selenium | **3.3** | J | ug/L | 4.0 | 1.8 | 1 | 395119 | 02/11/26 | 02/12/26 | KAM |
| Silver | ND | | ug/L | 5.0 | 0.36 | 1 | 395119 | 02/11/26 | 02/12/26 | KAM |
| Thallium | ND | | ug/L | 1.0 | 0.15 | 1 | 395119 | 02/11/26 | 02/12/26 | KAM |
| Tin | ND | | ug/L | 5.0 | 1.5 | 1 | 395119 | 02/11/26 | 02/12/26 | KAM |
| Vanadium | **21** | | ug/L | 5.0 | 0.36 | 1 | 395119 | 02/11/26 | 02/12/26 | KAM |
| Zinc | **27** | | ug/L | 10 | 7.4 | 1 | 395119 | 02/11/26 | 02/12/26 | KAM |
| Method: EPA 245.1<br>Prep Method: EPA 245.1 | | | | | | | | | | |
| Mercury | **0.094** | J | ug/L | 0.40 | 0.089 | 1 | 395052 | 02/11/26 | 02/11/26 | MLL |
| Method: EPA 300.0<br>Prep Method: METHOD | | | | | | | | | | |
| Fluoride | **0.32** | | mg/L | 0.20 | 0.083 | 1 | 395101 | 02/11/26 13:41 | 02/12/26 02:26 | KUM |
| Chloride | **36** | | mg/L | 1.0 | 0.27 | 1 | 395101 | 02/11/26 13:41 | 02/12/26 02:26 | KUM |
| Nitrogen, Nitrite | **0.06** | J | mg/L | 0.10 | 0.01 | 1 | 395101 | 02/11/26 13:41 | 02/12/26 02:26 | KUM |



Results for any subcontracted analyses are not included in this section.

ENTHALPY ANALYTICAL

# Analysis Results for 552835

| 552835-001 Analyte | Result | Qual | Units | RL | MDL | DF | Batch | Prepared | Analyzed | Chemist |
|---|---|---|---|---|---|---|---|---|---|---|
| Bromide | **0.23** | J | mg/L | 0.30 | 0.038 | 1 | 395101 | 02/11/26 13:41 | 02/12/26 02:26 | KUM |
| Nitrogen, Nitrate | **2.0** | | mg/L | 0.10 | 0.05 | 1 | 395101 | 02/11/26 13:41 | 02/12/26 02:26 | KUM |
| Sulfate | **170** | | mg/L | 5.0 | 0.98 | 5 | 395101 | 02/11/26 13:41 | 02/12/26 02:44 | KUM |
| Method: EPA 350.1<br>Prep Method: METHOD | | | | | | | | | | |
| Ammonia-N | **0.64** | | mg/L | 0.10 | 0.068 | 1 | 395042 | 02/11/26 | 02/11/26 | CKN |
| Method: EPA 420.1<br>Prep Method: METHOD | | | | | | | | | | |
| Total Phenolics | **0.033** | | mg/L | 0.010 | 0.0056 | 1 | 395122 | 02/11/26 | 02/12/26 | LVL |
| Method: EPA 625.1<br>Prep Method: EPA 3510C | | | | | | | | | | |
| Benzoic acid | **63** | | ug/L | 47 | 10 | 0.95 | 395126 | 02/11/26 | 02/26/26 | TJW |
| 2-Methylphenol | ND | | ug/L | 9.5 | 3.1 | 0.95 | 395126 | 02/11/26 | 02/12/26 | TJW |
| Pyridine | ND | | ug/L | 9.5 | 2.7 | 0.95 | 395126 | 02/11/26 | 02/12/26 | TJW |
| Phenol | ND | | ug/L | 9.5 | 2.0 | 0.95 | 395126 | 02/11/26 | 02/12/26 | TJW |
| Naphthalene | ND | | ug/L | 9.5 | 3.4 | 0.95 | 395126 | 02/11/26 | 02/12/26 | TJW |
| 3-,4-Methylphenol | ND | | ug/L | 9.5 | 2.9 | 0.95 | 395126 | 02/11/26 | 02/12/26 | TJW |
| Cresol | ND | | ug/L | 9.5 | | 0.95 | 395126 | 02/11/26 | 02/12/26 | TJW |
| a-Terpineol | **4.1** | J | ug/L | 9.5 | 2.0 | 0.95 | 395126 | 02/11/26 | 02/12/26 | TJW |
| **Surrogates** | | | | **Limits** | | | | | | |
| 2-Fluorophenol | 42% | | %REC | 36-95 | | 0.95 | 395126 | 02/11/26 | 02/12/26 | TJW |
| Phenol-d6 | 32% | | %REC | 28-82 | | 0.95 | 395126 | 02/11/26 | 02/12/26 | TJW |
| 2,4,6-Tribromophenol | 104% | | %REC | 61-140 | | 0.95 | 395126 | 02/11/26 | 02/12/26 | TJW |
| Nitrobenzene-d5 | 69% | | %REC | 48-123 | | 0.95 | 395126 | 02/11/26 | 02/12/26 | TJW |
| 2-Fluorobiphenyl | 58% | | %REC | 51-105 | | 0.95 | 395126 | 02/11/26 | 02/12/26 | TJW |
| Terphenyl-d14 | 76% | | %REC | 65-117 | | 0.95 | 395126 | 02/11/26 | 02/12/26 | TJW |
| Method: EPA 8081A<br>Prep Method: EPA 3510C | | | | | | | | | | |
| alpha-BHC | ND | | ug/L | 0.05 | 0.009 | 0.94 | 395031 | 02/11/26 | 03/09/26 | HQN |
| beta-BHC | ND | | ug/L | 0.05 | 0.01 | 0.94 | 395031 | 02/11/26 | 03/09/26 | HQN |
| gamma-BHC | ND | | ug/L | 0.05 | 0.008 | 0.94 | 395031 | 02/11/26 | 03/09/26 | HQN |
| delta-BHC | ND | | ug/L | 0.05 | 0.01 | 0.94 | 395031 | 02/11/26 | 03/09/26 | HQN |
| Heptachlor | ND | | ug/L | 0.05 | 0.01 | 0.94 | 395031 | 02/11/26 | 03/09/26 | HQN |
| Aldrin | ND | | ug/L | 0.05 | 0.01 | 0.94 | 395031 | 02/11/26 | 03/09/26 | HQN |
| Heptachlor epoxide | ND | | ug/L | 0.05 | 0.009 | 0.94 | 395031 | 02/11/26 | 03/09/26 | HQN |
| Endosulfan I | ND | | ug/L | 0.05 | 0.01 | 0.94 | 395031 | 02/11/26 | 03/09/26 | HQN |
| Dieldrin | ND | | ug/L | 0.09 | 0.01 | 0.94 | 395031 | 02/11/26 | 03/09/26 | HQN |
| 4,4'-DDE | ND | | ug/L | 0.09 | 0.03 | 0.94 | 395031 | 02/11/26 | 03/09/26 | HQN |
| Endrin | ND | | ug/L | 0.09 | 0.01 | 0.94 | 395031 | 02/11/26 | 03/09/26 | HQN |
| Endosulfan II | ND | | ug/L | 0.09 | 0.02 | 0.94 | 395031 | 02/11/26 | 03/09/26 | HQN |
| Endosulfan sulfate | ND | | ug/L | 0.09 | 0.01 | 0.94 | 395031 | 02/11/26 | 03/09/26 | HQN |
| 4,4'-DDD | ND | | ug/L | 0.09 | 0.03 | 0.94 | 395031 | 02/11/26 | 03/09/26 | HQN |
| Endrin aldehyde | ND | | ug/L | 0.09 | 0.03 | 0.94 | 395031 | 02/11/26 | 03/09/26 | HQN |
| Endrin ketone | ND | | ug/L | 0.09 | 0.03 | 0.94 | 395031 | 02/11/26 | 03/09/26 | HQN |
| 4,4'-DDT | ND | | ug/L | 0.09 | 0.08 | 0.94 | 395031 | 02/11/26 | 03/09/26 | HQN |
| Methoxychlor | ND | | ug/L | 0.09 | 0.04 | 0.94 | 395031 | 02/11/26 | 03/09/26 | HQN |
| Toxaphene | ND | | ug/L | 1.9 | 0.4 | 0.94 | 395031 | 02/11/26 | 03/09/26 | HQN |
| Chlordane (Technical) | ND | | ug/L | 0.9 | 0.2 | 0.94 | 395031 | 02/11/26 | 03/09/26 | HQN |
| **Surrogates** | | | | **Limits** | | | | | | |



Results for any subcontracted analyses are not included in this section.

ENTHALPY ANALYTICAL

# Analysis Results for 552835

| 552835-001 Analyte | Result | Qual | Units | RL | MDL | DF | Batch | Prepared | Analyzed | Chemist |
|---|---|---|---|---|---|---|---|---|---|---|
| TCMX | 100% | | %REC | 29-120 | | 0.94 | 395031 | 02/11/26 | 03/09/26 | HQN |
| Decachlorobiphenyl | 91% | | %REC | 33-132 | | 0.94 | 395031 | 02/11/26 | 03/09/26 | HQN |
| Method: EPA 8082<br>Prep Method: EPA 3510C | | | | | | | | | | |
| Aroclor-1016 | ND | | ug/L | 0.47 | 0.29 | 0.94 | 395031 | 02/11/26 | 02/12/26 | XLY |
| Aroclor-1221 | ND | | ug/L | 0.47 | 0.44 | 0.94 | 395031 | 02/11/26 | 02/12/26 | XLY |
| Aroclor-1232 | ND | | ug/L | 0.47 | 0.26 | 0.94 | 395031 | 02/11/26 | 02/12/26 | XLY |
| Aroclor-1242 | ND | | ug/L | 0.47 | 0.27 | 0.94 | 395031 | 02/11/26 | 02/12/26 | XLY |
| Aroclor-1248 | ND | | ug/L | 0.47 | 0.22 | 0.94 | 395031 | 02/11/26 | 02/12/26 | XLY |
| Aroclor-1254 | ND | | ug/L | 0.47 | 0.25 | 0.94 | 395031 | 02/11/26 | 02/12/26 | XLY |
| Aroclor-1260 | ND | | ug/L | 0.47 | 0.31 | 0.94 | 395031 | 02/11/26 | 02/12/26 | XLY |
| Aroclor-1262 | ND | | ug/L | 0.47 | 0.28 | 0.94 | 395031 | 02/11/26 | 02/12/26 | XLY |
| Aroclor-1268 | ND | | ug/L | 0.47 | 0.24 | 0.94 | 395031 | 02/11/26 | 02/12/26 | XLY |
| **Surrogates** | | | | **Limits** | | | | | | |
| Decachlorobiphenyl (PCB) | 70% | | %REC | 28-138 | | 0.94 | 395031 | 02/11/26 | 02/12/26 | XLY |
| Method: EPA 8260B<br>Prep Method: EPA 5030B | | | | | | | | | | |
| Carbon Disulfide | ND | | ug/L | 5.0 | 0.1 | 1 | 395035 | 02/11/26 | 02/11/26 | ZST |
| Chloroprene | ND | | ug/L | 200 | 2.7 | 1 | 395035 | 02/11/26 | 02/11/26 | ZST |
| 3-Chloropropene | ND | | ug/L | 5.0 | 0.2 | 1 | 395035 | 02/11/26 | 02/11/26 | ZST |
| Ethyl methacrylate | ND | | ug/L | 50 | 3.9 | 1 | 395035 | 02/11/26 | 02/11/26 | ZST |
| Ethanol | ND | | ug/L | 500 | 160 | 1 | 395035 | 02/11/26 | 02/11/26 | ZST |
| 2-Hexanone | ND | | ug/L | 5.0 | 1.3 | 1 | 395035 | 02/11/26 | 02/11/26 | ZST |
| Isopropanol (IPA) | ND | | ug/L | 200 | 96 | 1 | 395035 | 02/11/26 | 02/11/26 | ZST |
| Methyl acrylonitrile | ND | | ug/L | 35 | 4.2 | 1 | 395035 | 02/11/26 | 02/11/26 | ZST |
| Vinyl Acetate | ND | | ug/L | 50 | 3.2 | 1 | 395035 | 02/11/26 | 02/11/26 | ZST |
| Acrolein | ND | | ug/L | 200 | 2.6 | 1 | 395035 | 02/11/26 | 02/11/26 | ZST |
| Acrylonitrile | ND | | ug/L | 10 | 0.7 | 1 | 395035 | 02/11/26 | 02/11/26 | ZST |
| Freon 12 | ND | | ug/L | 5.0 | 0.2 | 1 | 395035 | 02/11/26 | 02/11/26 | ZST |
| Chloromethane | ND | | ug/L | 5.0 | 0.09 | 1 | 395035 | 02/11/26 | 02/11/26 | ZST |
| Vinyl Chloride | ND | | ug/L | 5.0 | 0.1 | 1 | 395035 | 02/11/26 | 02/11/26 | ZST |
| Bromomethane | ND | | ug/L | 5.0 | 0.1 | 1 | 395035 | 02/11/26 | 02/11/26 | ZST |
| Chloroethane | ND | | ug/L | 5.0 | 0.1 | 1 | 395035 | 02/11/26 | 02/11/26 | ZST |
| Trichlorofluoromethane | ND | | ug/L | 5.0 | 0.1 | 1 | 395035 | 02/11/26 | 02/11/26 | ZST |
| Iodomethane | ND | | ug/L | 5.0 | | 1 | 395035 | 02/11/26 | 02/11/26 | ZST |
| Acetone | ND | | ug/L | 100 | 14 | 1 | 395035 | 02/11/26 | 02/11/26 | ZST |
| Freon 113 | ND | | ug/L | 5.0 | 0.1 | 1 | 395035 | 02/11/26 | 02/11/26 | ZST |
| 1,1-Dichloroethene | ND | | ug/L | 5.0 | 0.1 | 1 | 395035 | 02/11/26 | 02/11/26 | ZST |
| Methylene Chloride | ND | | ug/L | 10 | 0.2 | 1 | 395035 | 02/11/26 | 02/11/26 | ZST |
| MTBE | ND | | ug/L | 5.0 | 0.1 | 1 | 395035 | 02/11/26 | 02/11/26 | ZST |
| trans-1,2-Dichloroethene | ND | | ug/L | 5.0 | 0.1 | 1 | 395035 | 02/11/26 | 02/11/26 | ZST |
| 1,1-Dichloroethane | ND | | ug/L | 5.0 | 0.09 | 1 | 395035 | 02/11/26 | 02/11/26 | ZST |
| 2-Butanone | ND | | ug/L | 10 | 1.3 | 1 | 395035 | 02/11/26 | 02/11/26 | ZST |
| cis-1,2-Dichloroethene | ND | | ug/L | 5.0 | 0.1 | 1 | 395035 | 02/11/26 | 02/11/26 | ZST |
| 2,2-Dichloropropane | ND | | ug/L | 5.0 | 0.2 | 1 | 395035 | 02/11/26 | 02/11/26 | ZST |
| Chloroform | ND | | ug/L | 5.0 | 0.08 | 1 | 395035 | 02/11/26 | 02/11/26 | ZST |
| Bromochloromethane | ND | | ug/L | 5.0 | 0.1 | 1 | 395035 | 02/11/26 | 02/11/26 | ZST |
| 1,1,1-Trichloroethane | ND | | ug/L | 5.0 | 0.1 | 1 | 395035 | 02/11/26 | 02/11/26 | ZST |
| 1,1-Dichloropropene | ND | | ug/L | 5.0 | 0.1 | 1 | 395035 | 02/11/26 | 02/11/26 | ZST |
| Carbon Tetrachloride | ND | | ug/L | 5.0 | 0.1 | 1 | 395035 | 02/11/26 | 02/11/26 | ZST |
| 1,2-Dichloroethane | ND | | ug/L | 5.0 | 0.2 | 1 | 395035 | 02/11/26 | 02/11/26 | ZST |



Results for any subcontracted analyses are not included in this section.

ENTHALPY ANALYTICAL

# Analysis Results for 552835

| 552835-001 Analyte | Result | Qual | Units | RL | MDL | DF | Batch | Prepared | Analyzed | Chemist |
|---|---|---|---|---|---|---|---|---|---|---|
| Benzene | ND | | ug/L | 1.0 | 0.1 | 1 | 395035 | 02/11/26 | 02/11/26 | ZST |
| Trichloroethene | ND | | ug/L | 5.0 | 0.1 | 1 | 395035 | 02/11/26 | 02/11/26 | ZST |
| 1,2-Dichloropropane | ND | | ug/L | 5.0 | 0.09 | 1 | 395035 | 02/11/26 | 02/11/26 | ZST |
| Bromodichloromethane | ND | | ug/L | 5.0 | 0.07 | 1 | 395035 | 02/11/26 | 02/11/26 | ZST |
| Dibromomethane | ND | | ug/L | 5.0 | 0.1 | 1 | 395035 | 02/11/26 | 02/11/26 | ZST |
| 4-Methyl-2-Pentanone | ND | | ug/L | 5.0 | 1.0 | 1 | 395035 | 02/11/26 | 02/11/26 | ZST |
| cis-1,3-Dichloropropene | ND | | ug/L | 5.0 | 0.1 | 1 | 395035 | 02/11/26 | 02/11/26 | ZST |
| Toluene | ND | | ug/L | 5.0 | 0.1 | 1 | 395035 | 02/11/26 | 02/11/26 | ZST |
| trans-1,3-Dichloropropene | ND | | ug/L | 5.0 | 0.09 | 1 | 395035 | 02/11/26 | 02/11/26 | ZST |
| 1,1,2-Trichloroethane | ND | | ug/L | 5.0 | 0.1 | 1 | 395035 | 02/11/26 | 02/11/26 | ZST |
| 1,3-Dichloropropane | ND | | ug/L | 5.0 | 0.07 | 1 | 395035 | 02/11/26 | 02/11/26 | ZST |
| Tetrachloroethene | ND | | ug/L | 5.0 | 0.2 | 1 | 395035 | 02/11/26 | 02/11/26 | ZST |
| Dibromochloromethane | ND | | ug/L | 5.0 | 0.1 | 1 | 395035 | 02/11/26 | 02/11/26 | ZST |
| 1,2-Dibromoethane | ND | | ug/L | 5.0 | 0.1 | 1 | 395035 | 02/11/26 | 02/11/26 | ZST |
| Chlorobenzene | ND | | ug/L | 5.0 | 0.1 | 1 | 395035 | 02/11/26 | 02/11/26 | ZST |
| 1,1,1,2-Tetrachloroethane | ND | | ug/L | 5.0 | 0.07 | 1 | 395035 | 02/11/26 | 02/11/26 | ZST |
| Ethylbenzene | ND | | ug/L | 5.0 | 0.1 | 1 | 395035 | 02/11/26 | 02/11/26 | ZST |
| m,p-Xylenes | ND | | ug/L | 5.0 | 0.2 | 1 | 395035 | 02/11/26 | 02/11/26 | ZST |
| o-Xylene | ND | | ug/L | 5.0 | 0.1 | 1 | 395035 | 02/11/26 | 02/11/26 | ZST |
| Styrene | ND | | ug/L | 5.0 | 0.1 | 1 | 395035 | 02/11/26 | 02/11/26 | ZST |
| Bromoform | ND | | ug/L | 5.0 | 0.06 | 1 | 395035 | 02/11/26 | 02/11/26 | ZST |
| Isopropylbenzene | ND | | ug/L | 5.0 | 0.1 | 1 | 395035 | 02/11/26 | 02/11/26 | ZST |
| 1,1,2,2-Tetrachloroethane | ND | | ug/L | 5.0 | 0.1 | 1 | 395035 | 02/11/26 | 02/11/26 | ZST |
| 1,2,3-Trichloropropane | ND | | ug/L | 5.0 | 0.3 | 1 | 395035 | 02/11/26 | 02/11/26 | ZST |
| Propylbenzene | ND | | ug/L | 5.0 | 0.1 | 1 | 395035 | 02/11/26 | 02/11/26 | ZST |
| Bromobenzene | ND | | ug/L | 5.0 | 0.1 | 1 | 395035 | 02/11/26 | 02/11/26 | ZST |
| 1,3,5-Trimethylbenzene | ND | | ug/L | 5.0 | 0.1 | 1 | 395035 | 02/11/26 | 02/11/26 | ZST |
| 2-Chlorotoluene | ND | | ug/L | 5.0 | 0.1 | 1 | 395035 | 02/11/26 | 02/11/26 | ZST |
| 4-Chlorotoluene | ND | | ug/L | 5.0 | 0.2 | 1 | 395035 | 02/11/26 | 02/11/26 | ZST |
| tert-Butylbenzene | ND | | ug/L | 5.0 | 0.1 | 1 | 395035 | 02/11/26 | 02/11/26 | ZST |
| 1,2,4-Trimethylbenzene | ND | | ug/L | 5.0 | 0.1 | 1 | 395035 | 02/11/26 | 02/11/26 | ZST |
| sec-Butylbenzene | ND | | ug/L | 5.0 | 0.2 | 1 | 395035 | 02/11/26 | 02/11/26 | ZST |
| para-Isopropyl Toluene | ND | | ug/L | 5.0 | 0.2 | 1 | 395035 | 02/11/26 | 02/11/26 | ZST |
| 1,3-Dichlorobenzene | ND | | ug/L | 5.0 | 0.1 | 1 | 395035 | 02/11/26 | 02/11/26 | ZST |
| 1,4-Dichlorobenzene | ND | | ug/L | 5.0 | 0.2 | 1 | 395035 | 02/11/26 | 02/11/26 | ZST |
| n-Butylbenzene | ND | | ug/L | 5.0 | 0.1 | 1 | 395035 | 02/11/26 | 02/11/26 | ZST |
| 1,2-Dichlorobenzene | ND | | ug/L | 5.0 | 0.1 | 1 | 395035 | 02/11/26 | 02/11/26 | ZST |
| 1,2-Dibromo-3-Chloropropane | ND | | ug/L | 5.0 | 0.6 | 1 | 395035 | 02/11/26 | 02/11/26 | ZST |
| 1,2,4-Trichlorobenzene | ND | | ug/L | 5.0 | 0.3 | 1 | 395035 | 02/11/26 | 02/11/26 | ZST |
| Hexachlorobutadiene | ND | | ug/L | 5.0 | 0.3 | 1 | 395035 | 02/11/26 | 02/11/26 | ZST |
| 1,2,3-Trichlorobenzene | ND | | ug/L | 5.0 | 0.3 | 1 | 395035 | 02/11/26 | 02/11/26 | ZST |
| cis-1,4-Dichloro-2-butene | ND | | ug/L | 5.0 | 0.3 | 1 | 395035 | 02/11/26 | 02/11/26 | ZST |
| trans-1,4-Dichloro-2-butene | ND | | ug/L | 5.0 | 0.3 | 1 | 395035 | 02/11/26 | 02/11/26 | ZST |
| Xylene (total) | ND | | ug/L | 5.0 | | 1 | 395035 | 02/11/26 | 02/11/26 | ZST |
| **Surrogates** | | | | **Limits** | | | | | | |
| Dibromofluoromethane | 97% | | %REC | 70-130 | | 1 | 395035 | 02/11/26 | 02/11/26 | ZST |
| 1,2-Dichloroethane-d4 | 104% | | %REC | 70-130 | | 1 | 395035 | 02/11/26 | 02/11/26 | ZST |
| Toluene-d8 | 97% | | %REC | 70-130 | | 1 | 395035 | 02/11/26 | 02/11/26 | ZST |
| Bromofluorobenzene | 71% | | %REC | 70-130 | | 1 | 395035 | 02/11/26 | 02/11/26 | ZST |
| Method: EPA 8270C-SIM<br>Prep Method: EPA 3535 | | | | | | | | | | |
| 1,4-Dioxane | **0.92** | J | ug/L | 1.0 | 0.84 | 1 | 395110 | 02/11/26 | 02/11/26 | ZFA |

Results for any subcontracted analyses are not included in this section.

ENTHALPY ANALYTICAL

# Analysis Results for 552835

| 552835-001 Analyte | Result | Qual | Units | RL | MDL | DF | Batch | Prepared | Analyzed | Chemist |
|---|---|---|---|---|---|---|---|---|---|---|
| **Surrogates** | | | | **Limits** | | | | | | |
| 1,4-Dioxane-d8 (SUR) | 100% | | %REC | 80-120 | | 1 | 395110 | 02/11/26 | 02/11/26 | ZFA |
| Method: EPA 8270E<br>Prep Method: EPA 3510C | | | | | | | | | | |
| Carbazole | ND | | ug/L | 9.5 | 2.6 | 0.95 | 395126 | 02/11/26 | 02/12/26 | TJW |
| N-Nitrosodimethylamine | ND | | ug/L | 9.5 | 2.7 | 0.95 | 395126 | 02/11/26 | 02/12/26 | TJW |
| Aniline | ND | | ug/L | 9.5 | 2.7 | 0.95 | 395126 | 02/11/26 | 02/12/26 | TJW |
| bis(2-Chloroethyl)ether | ND | | ug/L | 24 | 3.5 | 0.95 | 395126 | 02/11/26 | 02/12/26 | TJW |
| 2-Chlorophenol | ND | | ug/L | 9.5 | 3.4 | 0.95 | 395126 | 02/11/26 | 02/12/26 | TJW |
| 1,3-Dichlorobenzene | ND | | ug/L | 9.5 | 3.1 | 0.95 | 395126 | 02/11/26 | 02/12/26 | TJW |
| 1,4-Dichlorobenzene | ND | | ug/L | 9.5 | 3.2 | 0.95 | 395126 | 02/11/26 | 02/12/26 | TJW |
| Benzyl alcohol | ND | | ug/L | 24 | 5.5 | 0.95 | 395126 | 02/11/26 | 02/12/26 | TJW |
| 1,2-Dichlorobenzene | ND | | ug/L | 9.5 | 3.2 | 0.95 | 395126 | 02/11/26 | 02/12/26 | TJW |
| bis(2-Chloroisopropyl) ether | ND | | ug/L | 9.5 | 3.6 | 0.95 | 395126 | 02/11/26 | 02/12/26 | TJW |
| N-Nitroso-di-n-propylamine | ND | | ug/L | 9.5 | 3.7 | 0.95 | 395126 | 02/11/26 | 02/12/26 | TJW |
| Hexachloroethane | ND | | ug/L | 9.5 | 2.9 | 0.95 | 395126 | 02/11/26 | 02/12/26 | TJW |
| Nitrobenzene | ND | | ug/L | 24 | 8.0 | 0.95 | 395126 | 02/11/26 | 02/12/26 | TJW |
| Isophorone | ND | | ug/L | 9.5 | 3.5 | 0.95 | 395126 | 02/11/26 | 02/12/26 | TJW |
| 2-Nitrophenol | ND | | ug/L | 9.5 | 5.2 | 0.95 | 395126 | 02/11/26 | 02/12/26 | TJW |
| 2,4-Dimethylphenol | ND | | ug/L | 9.5 | 3.1 | 0.95 | 395126 | 02/11/26 | 02/12/26 | TJW |
| bis(2-Chloroethoxy)methane | ND | | ug/L | 9.5 | 3.5 | 0.95 | 395126 | 02/11/26 | 02/12/26 | TJW |
| 2,4-Dichlorophenol | ND | | ug/L | 9.5 | 3.5 | 0.95 | 395126 | 02/11/26 | 02/12/26 | TJW |
| 1,2,4-Trichlorobenzene | ND | | ug/L | 9.5 | 3.3 | 0.95 | 395126 | 02/11/26 | 02/12/26 | TJW |
| 4-Chloroaniline | ND | | ug/L | 9.5 | 2.9 | 0.95 | 395126 | 02/11/26 | 02/12/26 | TJW |
| Hexachlorobutadiene | ND | | ug/L | 9.5 | 2.1 | 0.95 | 395126 | 02/11/26 | 02/12/26 | TJW |
| 4-Chloro-3-methylphenol | ND | | ug/L | 9.5 | 3.4 | 0.95 | 395126 | 02/11/26 | 02/12/26 | TJW |
| 2-Methylnaphthalene | ND | | ug/L | 9.5 | 3.2 | 0.95 | 395126 | 02/11/26 | 02/12/26 | TJW |
| Hexachlorocyclopentadiene | ND | | ug/L | 24 | 7.4 | 0.95 | 395126 | 02/11/26 | 02/12/26 | TJW |
| 2,4,6-Trichlorophenol | ND | | ug/L | 9.5 | 3.9 | 0.95 | 395126 | 02/11/26 | 02/12/26 | TJW |
| 2,4,5-Trichlorophenol | ND | | ug/L | 9.5 | 3.5 | 0.95 | 395126 | 02/11/26 | 02/12/26 | TJW |
| 2-Chloronaphthalene | ND | | ug/L | 9.5 | 3.2 | 0.95 | 395126 | 02/11/26 | 02/12/26 | TJW |
| 2-Nitroaniline | ND | | ug/L | 47 | 4.1 | 0.95 | 395126 | 02/11/26 | 02/12/26 | TJW |
| Dimethylphthalate | ND | | ug/L | 9.5 | 3.2 | 0.95 | 395126 | 02/11/26 | 02/12/26 | TJW |
| Acenaphthylene | ND | | ug/L | 9.5 | 3.7 | 0.95 | 395126 | 02/11/26 | 02/12/26 | TJW |
| 2,6-Dinitrotoluene | ND | | ug/L | 9.5 | 4.2 | 0.95 | 395126 | 02/11/26 | 02/12/26 | TJW |
| 3-Nitroaniline | ND | | ug/L | 9.5 | 3.8 | 0.95 | 395126 | 02/11/26 | 02/12/26 | TJW |
| Acenaphthene | ND | | ug/L | 9.5 | 3.1 | 0.95 | 395126 | 02/11/26 | 02/12/26 | TJW |
| 2,4-Dinitrophenol | ND | | ug/L | 47 | 14 | 0.95 | 395126 | 02/11/26 | 02/12/26 | TJW |
| 4-Nitrophenol | ND | | ug/L | 47 | 8.0 | 0.95 | 395126 | 02/11/26 | 02/12/26 | TJW |
| Dibenzofuran | ND | | ug/L | 9.5 | 3.0 | 0.95 | 395126 | 02/11/26 | 02/12/26 | TJW |
| 2,4-Dinitrotoluene | ND | | ug/L | 9.5 | 4.0 | 0.95 | 395126 | 02/11/26 | 02/12/26 | TJW |
| Diethylphthalate | **200** | E | ug/L | 9.5 | 2.8 | 0.95 | 395126 | 02/11/26 | 02/12/26 | TJW |
| Fluorene | ND | | ug/L | 9.5 | 3.0 | 0.95 | 395126 | 02/11/26 | 02/12/26 | TJW |
| 4-Chlorophenyl-phenylether | ND | | ug/L | 9.5 | 2.9 | 0.95 | 395126 | 02/11/26 | 02/12/26 | TJW |
| 4-Nitroaniline | ND | | ug/L | 9.5 | 3.2 | 0.95 | 395126 | 02/11/26 | 02/12/26 | TJW |
| 4,6-Dinitro-2-methylphenol | ND | | ug/L | 47 | 16 | 0.95 | 395126 | 02/11/26 | 02/12/26 | TJW |
| N-Nitrosodiphenylamine | ND | | ug/L | 9.5 | 3.7 | 0.95 | 395126 | 02/11/26 | 02/12/26 | TJW |
| 1,2-diphenylhydrazine (as azobenzene) | ND | | ug/L | 9.5 | 2.8 | 0.95 | 395126 | 02/11/26 | 02/12/26 | TJW |
| 4-Bromophenyl-phenylether | ND | | ug/L | 9.5 | 3.1 | 0.95 | 395126 | 02/11/26 | 02/12/26 | TJW |
| Hexachlorobenzene | ND | | ug/L | 9.5 | 2.9 | 0.95 | 395126 | 02/11/26 | 02/12/26 | TJW |



Results for any subcontracted analyses are not included in this section.

ENTHALPY ANALYTICAL

# Analysis Results for 552835

| 552835-001 Analyte | Result | Qual | Units | RL | MDL | DF | Batch | Prepared | Analyzed | Chemist |
|---|---|---|---|---|---|---|---|---|---|---|
| Pentachlorophenol | ND | | ug/L | 24 | 5.4 | 0.95 | 395126 | 02/11/26 | 02/12/26 | TJW |
| Phenanthrene | ND | | ug/L | 9.5 | 2.8 | 0.95 | 395126 | 02/11/26 | 02/12/26 | TJW |
| Anthracene | ND | | ug/L | 9.5 | 2.7 | 0.95 | 395126 | 02/11/26 | 02/12/26 | TJW |
| Di-n-butylphthalate | ND | | ug/L | 9.5 | 2.9 | 0.95 | 395126 | 02/11/26 | 02/12/26 | TJW |
| Fluoranthene | ND | | ug/L | 9.5 | 2.7 | 0.95 | 395126 | 02/11/26 | 02/12/26 | TJW |
| Benzidine | ND | | ug/L | 47 | 18 | 0.95 | 395126 | 02/11/26 | 02/12/26 | TJW |
| Pyrene | ND | | ug/L | 9.5 | 2.5 | 0.95 | 395126 | 02/11/26 | 02/12/26 | TJW |
| Butylbenzylphthalate | ND | | ug/L | 9.5 | 3.4 | 0.95 | 395126 | 02/11/26 | 02/12/26 | TJW |
| 3,3'-Dichlorobenzidine | ND | | ug/L | 24 | 4.9 | 0.95 | 395126 | 02/11/26 | 02/12/26 | TJW |
| Benzo(a)anthracene | ND | | ug/L | 9.5 | 2.3 | 0.95 | 395126 | 02/11/26 | 02/12/26 | TJW |
| Chrysene | ND | | ug/L | 9.5 | 2.3 | 0.95 | 395126 | 02/11/26 | 02/12/26 | TJW |
| bis(2-Ethylhexyl)phthalate | ND | | ug/L | 9.5 | 3.1 | 0.95 | 395126 | 02/11/26 | 02/12/26 | TJW |
| Di-n-octylphthalate | ND | | ug/L | 9.5 | 4.5 | 0.95 | 395126 | 02/11/26 | 02/12/26 | TJW |
| Benzo(b)fluoranthene | ND | | ug/L | 9.5 | 2.9 | 0.95 | 395126 | 02/11/26 | 02/12/26 | TJW |
| Benzo(k)fluoranthene | ND | | ug/L | 9.5 | 3.0 | 0.95 | 395126 | 02/11/26 | 02/12/26 | TJW |
| Benzo(a)pyrene | ND | | ug/L | 9.5 | 3.0 | 0.95 | 395126 | 02/11/26 | 02/12/26 | TJW |
| Indeno(1,2,3-cd)pyrene | ND | | ug/L | 9.5 | 4.0 | 0.95 | 395126 | 02/11/26 | 02/12/26 | TJW |
| Dibenz(a,h)anthracene | ND | | ug/L | 9.5 | 3.9 | 0.95 | 395126 | 02/11/26 | 02/12/26 | TJW |
| Benzo(g,h,i)perylene | ND | | ug/L | 9.5 | 3.9 | 0.95 | 395126 | 02/11/26 | 02/12/26 | TJW |
| **Surrogates** | | | | **Limits** | | | | | | |
| 2-Fluorophenol | 42% | | %REC | 15-120 | | 0.95 | 395126 | 02/11/26 | 02/12/26 | TJW |
| Phenol-d6 | 32% | | %REC | 15-120 | | 0.95 | 395126 | 02/11/26 | 02/12/26 | TJW |
| 2,4,6-Tribromophenol | 104% | | %REC | 15-140 | | 0.95 | 395126 | 02/11/26 | 02/12/26 | TJW |
| Nitrobenzene-d5 | 69% | | %REC | 15-123 | | 0.95 | 395126 | 02/11/26 | 02/12/26 | TJW |
| 2-Fluorobiphenyl | 58% | | %REC | 15-120 | | 0.95 | 395126 | 02/11/26 | 02/12/26 | TJW |
| Terphenyl-d14 | 76% | | %REC | 15-120 | | 0.95 | 395126 | 02/11/26 | 02/12/26 | TJW |
| Method: SM 4500-CN-E<br>Prep Method: METHOD | | | | | | | | | | |
| Cyanide | ND | | mg/L | 0.0050 | 0.0017 | 0.5 | 395115 | 02/11/26 | 02/12/26 | JAK |
| Method: SM 4500-S2-D<br>Prep Method: METHOD | | | | | | | | | | |
| Sulfide | ND | | mg/L | 0.10 | | 1 | 395150 | 02/11/26 | 02/11/26 | TXC |
| Method: SM 5310B<br>Prep Method: SM 5310B | | | | | | | | | | |
| Total Organic Carbon | **44** | | mg/L | 1.0 | 0.49 | 1 | 395095 | 02/11/26 | 02/12/26 | BDR |
| Method: SM 9221B<br>Prep Method: METHOD | | | | | | | | | | |
| Coliform, Total | **1,600** | H | MPN/100ml | 1.8 | | 1 | 395226 | 02/11/26 11:24 | 02/15/26 11:57 | SMT |
| Method: SM 9221F | | | | | | | | | | |
| Coliform, E. Coli | **110** | H | MPN/100ml | 1.8 | | 1 | 395226 | 02/11/26 11:24 | 02/14/26 10:59 | SMT |
| Method: SM2130B | | | | | | | | | | |
| Turbidity | **330** | | NTU | 0.20 | 0.12 | 1 | 395118 | 02/11/26 15:08 | 02/11/26 15:08 | CDR |
| Method: SM2320B<br>Prep Method: METHOD | | | | | | | | | | |
| Bicarbonate | **88** | | mg/L | 4.0 | | 1.7 | 395102 | 02/11/26 | 02/11/26 | WWC |
| Alkalinity, Total as CaCO3 | **79** | | mg/L | 3.3 | | 1.7 | 395102 | 02/11/26 | 02/11/26 | WWC |
| Method: SM2510B<br>Prep Method: METHOD | | | | | | | | | | |



Results for any subcontracted analyses are not included in this section.

# Analysis Results for 552835

| 552835-001 Analyte | Result | Qual | Units | RL | MDL | DF | Batch | Prepared | Analyzed | Chemist |
|---|---|---|---|---|---|---|---|---|---|---|
| Specific Conductance | **660** | | umhos/cm | 1.0 | | 1 | 395100 | 02/11/26 | 02/11/26 | JAG |
| Method: SM2540C<br>Prep Method: METHOD | | | | | | | | | | |
| Total Dissolved Solids | **510** | | mg/L | 20 | | 2 | 395092 | 02/11/26 | 02/12/26 | JAG |
| Method: SM2540D<br>Prep Method: METHOD | | | | | | | | | | |
| Total Suspended Solids | **320** | | mg/L | 0.5 | | 1 | 395120 | 02/11/26 | 02/12/26 | CKN |
| Method: SM5210B<br>Prep Method: METHOD | | | | | | | | | | |
| Biochemical Oxygen Demand | **45** | BOD3 | mg/L | 3.0 | | 1 | 395084 | 02/11/26 15:44 | 02/16/26 16:36 | AAB |
| Method: SM5220D<br>Prep Method: SM 5220D | | | | | | | | | | |
| Chemical Oxygen Demand | **170** | | mg/L | 4.0 | 2.0 | 1 | 395195 | 02/12/26 | 02/12/26 | ARM |



Results for any subcontracted analyses are not included in this section.

ENTHALPY ANALYTICAL

# Analysis Results for 552835

| Sample ID: | Lab ID: 552835-002 | Collected: 02/10/26 22:37 |
|---|---|---|
| SOUTH BASIN - EASTERN INLET | Matrix: Water | |

| 552835-002 Analyte | Result | Qual | Units | RL | MDL | DF | Batch | Prepared | Analyzed | Chemist |
|---|---|---|---|---|---|---|---|---|---|---|
| Method: EPA 1664A<br>Prep Method: METHOD | | | | | | | | | | |
| Total Oil and Grease | **4.1** | J | mg/L | 5.0 | 0.98 | 1 | 395087 | 02/11/26 | 02/12/26 | TTL |
| Method: EPA 200.7<br>Prep Method: EPA 3015A | | | | | | | | | | |
| Calcium | **110** | | mg/L | 0.10 | 0.022 | 1 | 395117 | 02/11/26 | 02/12/26 | SBW |
| Iron | **6.8** | | mg/L | 0.050 | 0.017 | 1 | 395415 | 02/14/26 | 02/17/26 | TWJ |
| Magnesium | **17** | | mg/L | 0.10 | 0.010 | 1 | 395117 | 02/11/26 | 02/12/26 | SBW |
| Potassium | **15** | | mg/L | 0.50 | 0.15 | 1 | 395117 | 02/11/26 | 02/12/26 | SBW |
| Sodium | **84** | | mg/L | 0.50 | 0.017 | 1 | 395117 | 02/11/26 | 02/12/26 | SBW |
| Method: EPA 200.8<br>Prep Method: EPA 3015A | | | | | | | | | | |
| Antimony | **2.1** | | ug/L | 2.0 | 1.0 | 1 | 395119 | 02/11/26 | 02/12/26 | KAM |
| Arsenic | **8.2** | | ug/L | 2.0 | 0.27 | 1 | 395119 | 02/11/26 | 02/12/26 | KAM |
| Barium | **200** | | ug/L | 5.0 | 0.44 | 1 | 395119 | 02/11/26 | 02/12/26 | KAM |
| Beryllium | **0.50** | J | ug/L | 1.0 | 0.083 | 1 | 395119 | 02/11/26 | 02/12/26 | KAM |
| Boron | **180** | | ug/L | 100 | 77 | 10 | 395119 | 02/11/26 | 02/11/26 | KAM |
| Cadmium | ND | | ug/L | 1.0 | 0.26 | 1 | 395119 | 02/11/26 | 02/12/26 | KAM |
| Chromium | **19** | | ug/L | 5.0 | 0.40 | 1 | 395119 | 02/11/26 | 02/12/26 | KAM |
| Cobalt | **7.9** | | ug/L | 1.0 | 0.13 | 1 | 395119 | 02/11/26 | 02/12/26 | KAM |
| Copper | **31** | | ug/L | 5.0 | 1.4 | 1 | 395119 | 02/11/26 | 02/12/26 | KAM |
| Lead | **17** | | ug/L | 5.0 | 0.23 | 1 | 395119 | 02/11/26 | 02/12/26 | KAM |
| Manganese | **330** | | ug/L | 10 | 4.5 | 1 | 395119 | 02/11/26 | 02/12/26 | KAM |
| Nickel | **18** | | ug/L | 5.0 | 0.89 | 1 | 395119 | 02/11/26 | 02/12/26 | KAM |
| Selenium | **2.6** | J | ug/L | 4.0 | 1.8 | 1 | 395119 | 02/11/26 | 02/12/26 | KAM |
| Silver | ND | | ug/L | 5.0 | 0.36 | 1 | 395119 | 02/11/26 | 02/12/26 | KAM |
| Thallium | ND | | ug/L | 1.0 | 0.15 | 1 | 395119 | 02/11/26 | 02/12/26 | KAM |
| Tin | ND | | ug/L | 5.0 | 1.5 | 1 | 395119 | 02/11/26 | 02/12/26 | KAM |
| Vanadium | **38** | | ug/L | 5.0 | 0.36 | 1 | 395119 | 02/11/26 | 02/12/26 | KAM |
| Zinc | **170** | | ug/L | 10 | 7.4 | 1 | 395119 | 02/11/26 | 02/12/26 | KAM |
| Method: EPA 245.1<br>Prep Method: EPA 245.1 | | | | | | | | | | |
| Mercury | ND | | ug/L | 0.40 | 0.089 | 1 | 395052 | 02/11/26 | 02/11/26 | MLL |
| Method: EPA 300.0<br>Prep Method: METHOD | | | | | | | | | | |
| Fluoride | **0.25** | | mg/L | 0.20 | 0.083 | 1 | 395101 | 02/11/26 13:41 | 02/12/26 03:38 | KUM |
| Chloride | **69** | | mg/L | 1.0 | 0.27 | 1 | 395101 | 02/11/26 13:41 | 02/12/26 03:38 | KUM |
| Nitrogen, Nitrite | **0.11** | | mg/L | 0.10 | 0.01 | 1 | 395101 | 02/11/26 13:41 | 02/12/26 03:38 | KUM |
| Bromide | **0.25** | J | mg/L | 0.30 | 0.038 | 1 | 395101 | 02/11/26 13:41 | 02/12/26 03:38 | KUM |
| Nitrogen, Nitrate | **2.3** | | mg/L | 0.10 | 0.05 | 1 | 395101 | 02/11/26 13:41 | 02/12/26 03:38 | KUM |
| Sulfate | **190** | | mg/L | 5.0 | 0.98 | 5 | 395101 | 02/11/26 13:41 | 02/12/26 03:55 | KUM |



Results for any subcontracted analyses are not included in this section.

ENTHALPY ANALYTICAL

# Analysis Results for 552835

| 552835-002 Analyte | Result | Qual | Units | RL | MDL | DF | Batch | Prepared | Analyzed | Chemist |
|---|---|---|---|---|---|---|---|---|---|---|
| Method: EPA 350.1<br>Prep Method: METHOD | | | | | | | | | | |
| Ammonia-N | **0.36** | | mg/L | 0.10 | 0.068 | 1 | 395042 | 02/11/26 | 02/11/26 | CKN |
| Method: EPA 420.1<br>Prep Method: METHOD | | | | | | | | | | |
| Total Phenolics | **0.014** | | mg/L | 0.010 | 0.0056 | 1 | 395122 | 02/11/26 | 02/12/26 | LVL |
| Method: EPA 625.1<br>Prep Method: EPA 3510C | | | | | | | | | | |
| a-Terpineol | ND | | ug/L | 9.5 | 2.0 | 0.95 | 395126 | 02/11/26 | 02/12/26 | TJW |
| Benzoic acid | **23** | J,b | ug/L | 48 | 10 | 0.95 | 395126 | 02/11/26 | 02/12/26 | TJW |
| 2-Methylphenol | ND | | ug/L | 9.5 | 3.1 | 0.95 | 395126 | 02/11/26 | 02/12/26 | TJW |
| Pyridine | ND | | ug/L | 9.5 | 2.7 | 0.95 | 395126 | 02/11/26 | 02/12/26 | TJW |
| Phenol | ND | | ug/L | 9.5 | 2.0 | 0.95 | 395126 | 02/11/26 | 02/12/26 | TJW |
| Naphthalene | ND | | ug/L | 9.5 | 3.4 | 0.95 | 395126 | 02/11/26 | 02/12/26 | TJW |
| 3-,4-Methylphenol | ND | | ug/L | 9.5 | 2.9 | 0.95 | 395126 | 02/11/26 | 02/12/26 | TJW |
| Cresol | ND | | ug/L | 9.5 | | 0.95 | 395126 | 02/11/26 | 02/12/26 | TJW |
| **Surrogates** | | | | **Limits** | | | | | | |
| 2-Fluorophenol | 32% | * | %REC | 36-95 | | 0.95 | 395126 | 02/11/26 | 02/12/26 | TJW |
| Phenol-d6 | 26% | * | %REC | 28-82 | | 0.95 | 395126 | 02/11/26 | 02/12/26 | TJW |
| 2,4,6-Tribromophenol | 102% | | %REC | 61-140 | | 0.95 | 395126 | 02/11/26 | 02/12/26 | TJW |
| Nitrobenzene-d5 | 48% | | %REC | 48-123 | | 0.95 | 395126 | 02/11/26 | 02/12/26 | TJW |
| 2-Fluorobiphenyl | 51% | | %REC | 51-105 | | 0.95 | 395126 | 02/11/26 | 02/12/26 | TJW |
| Terphenyl-d14 | 69% | | %REC | 65-117 | | 0.95 | 395126 | 02/11/26 | 02/12/26 | TJW |
| Method: EPA 8081A<br>Prep Method: EPA 3510C | | | | | | | | | | |
| alpha-BHC | ND | | ug/L | 0.05 | 0.01 | 0.95 | 395031 | 02/11/26 | 03/09/26 | HQN |
| beta-BHC | ND | | ug/L | 0.05 | 0.01 | 0.95 | 395031 | 02/11/26 | 03/09/26 | HQN |
| gamma-BHC | ND | | ug/L | 0.05 | 0.008 | 0.95 | 395031 | 02/11/26 | 03/09/26 | HQN |
| delta-BHC | ND | | ug/L | 0.05 | 0.01 | 0.95 | 395031 | 02/11/26 | 03/09/26 | HQN |
| Heptachlor | ND | | ug/L | 0.05 | 0.01 | 0.95 | 395031 | 02/11/26 | 03/09/26 | HQN |
| Aldrin | ND | | ug/L | 0.05 | 0.01 | 0.95 | 395031 | 02/11/26 | 03/09/26 | HQN |
| Heptachlor epoxide | ND | | ug/L | 0.05 | 0.009 | 0.95 | 395031 | 02/11/26 | 03/09/26 | HQN |
| Endosulfan I | ND | | ug/L | 0.05 | 0.01 | 0.95 | 395031 | 02/11/26 | 03/09/26 | HQN |
| Dieldrin | ND | | ug/L | 0.1 | 0.01 | 0.95 | 395031 | 02/11/26 | 03/09/26 | HQN |
| 4,4'-DDE | ND | | ug/L | 0.1 | 0.03 | 0.95 | 395031 | 02/11/26 | 03/09/26 | HQN |
| Endrin | ND | | ug/L | 0.1 | 0.01 | 0.95 | 395031 | 02/11/26 | 03/09/26 | HQN |
| Endosulfan II | ND | | ug/L | 0.1 | 0.02 | 0.95 | 395031 | 02/11/26 | 03/09/26 | HQN |
| Endosulfan sulfate | ND | | ug/L | 0.1 | 0.01 | 0.95 | 395031 | 02/11/26 | 03/09/26 | HQN |
| 4,4'-DDD | ND | | ug/L | 0.1 | 0.03 | 0.95 | 395031 | 02/11/26 | 03/09/26 | HQN |
| Endrin aldehyde | ND | | ug/L | 0.1 | 0.03 | 0.95 | 395031 | 02/11/26 | 03/09/26 | HQN |
| Endrin ketone | ND | | ug/L | 0.1 | 0.03 | 0.95 | 395031 | 02/11/26 | 03/09/26 | HQN |
| 4,4'-DDT | ND | | ug/L | 0.1 | 0.08 | 0.95 | 395031 | 02/11/26 | 03/09/26 | HQN |
| Methoxychlor | ND | | ug/L | 0.1 | 0.04 | 0.95 | 395031 | 02/11/26 | 03/09/26 | HQN |
| Toxaphene | ND | | ug/L | 1.9 | 0.4 | 0.95 | 395031 | 02/11/26 | 03/09/26 | HQN |
| Chlordane (Technical) | ND | | ug/L | 1.0 | 0.2 | 0.95 | 395031 | 02/11/26 | 03/09/26 | HQN |
| **Surrogates** | | | | **Limits** | | | | | | |
| TCMX | 81% | | %REC | 29-120 | | 0.95 | 395031 | 02/11/26 | 03/09/26 | HQN |
| Decachlorobiphenyl | 77% | | %REC | 33-132 | | 0.95 | 395031 | 02/11/26 | 03/09/26 | HQN |
| Method: EPA 8082<br>Prep Method: EPA 3510C | | | | | | | | | | |
| Aroclor-1016 | ND | | ug/L | 0.48 | 0.29 | 0.95 | 395031 | 02/11/26 | 03/09/26 | HQN |



Results for any subcontracted analyses are not included in this section.

ENTHALPY ANALYTICAL

# Analysis Results for 552835

| 552835-002 Analyte | Result | Qual | Units | RL | MDL | DF | Batch | Prepared | Analyzed | Chemist |
|---|---|---|---|---|---|---|---|---|---|---|
| Aroclor-1221 | ND | | ug/L | 0.48 | 0.44 | 0.95 | 395031 | 02/11/26 | 03/09/26 | HQN |
| Aroclor-1232 | ND | | ug/L | 0.48 | 0.26 | 0.95 | 395031 | 02/11/26 | 03/09/26 | HQN |
| Aroclor-1242 | ND | | ug/L | 0.48 | 0.27 | 0.95 | 395031 | 02/11/26 | 03/09/26 | HQN |
| Aroclor-1248 | ND | | ug/L | 0.48 | 0.22 | 0.95 | 395031 | 02/11/26 | 03/09/26 | HQN |
| Aroclor-1254 | ND | | ug/L | 0.48 | 0.25 | 0.95 | 395031 | 02/11/26 | 03/09/26 | HQN |
| Aroclor-1260 | ND | | ug/L | 0.48 | 0.31 | 0.95 | 395031 | 02/11/26 | 03/09/26 | HQN |
| Aroclor-1262 | ND | | ug/L | 0.48 | 0.28 | 0.95 | 395031 | 02/11/26 | 03/09/26 | HQN |
| Aroclor-1268 | ND | | ug/L | 0.48 | 0.25 | 0.95 | 395031 | 02/11/26 | 03/09/26 | HQN |
| **Surrogates** | | | | **Limits** | | | | | | |
| Decachlorobiphenyl (PCB) | 69% | | %REC | 28-138 | | 0.95 | 395031 | 02/11/26 | 03/09/26 | HQN |
| Method: EPA 8260B<br>Prep Method: EPA 5030B | | | | | | | | | | |
| Carbon Disulfide | ND | | ug/L | 5.0 | 0.1 | 1 | 395035 | 02/11/26 | 02/11/26 | ZST |
| Chloroprene | ND | | ug/L | 200 | 2.7 | 1 | 395035 | 02/11/26 | 02/11/26 | ZST |
| 3-Chloropropene | ND | | ug/L | 5.0 | 0.2 | 1 | 395035 | 02/11/26 | 02/11/26 | ZST |
| Ethyl methacrylate | ND | | ug/L | 50 | 3.9 | 1 | 395035 | 02/11/26 | 02/11/26 | ZST |
| Ethanol | ND | | ug/L | 500 | 160 | 1 | 395035 | 02/11/26 | 02/11/26 | ZST |
| 2-Hexanone | ND | | ug/L | 5.0 | 1.3 | 1 | 395035 | 02/11/26 | 02/11/26 | ZST |
| Isopropanol (IPA) | ND | | ug/L | 200 | 96 | 1 | 395035 | 02/11/26 | 02/11/26 | ZST |
| Methyl acrylonitrile | ND | | ug/L | 35 | 4.2 | 1 | 395035 | 02/11/26 | 02/11/26 | ZST |
| Vinyl Acetate | ND | | ug/L | 50 | 3.2 | 1 | 395035 | 02/11/26 | 02/11/26 | ZST |
| Acrolein | ND | | ug/L | 200 | 2.6 | 1 | 395035 | 02/11/26 | 02/11/26 | ZST |
| Acrylonitrile | ND | | ug/L | 10 | 0.7 | 1 | 395035 | 02/11/26 | 02/11/26 | ZST |
| Freon 12 | ND | | ug/L | 5.0 | 0.2 | 1 | 395035 | 02/11/26 | 02/11/26 | ZST |
| Chloromethane | ND | | ug/L | 5.0 | 0.09 | 1 | 395035 | 02/11/26 | 02/11/26 | ZST |
| Vinyl Chloride | ND | | ug/L | 5.0 | 0.1 | 1 | 395035 | 02/11/26 | 02/11/26 | ZST |
| Bromomethane | ND | | ug/L | 5.0 | 0.1 | 1 | 395035 | 02/11/26 | 02/11/26 | ZST |
| Chloroethane | ND | | ug/L | 5.0 | 0.1 | 1 | 395035 | 02/11/26 | 02/11/26 | ZST |
| Trichlorofluoromethane | ND | | ug/L | 5.0 | 0.1 | 1 | 395035 | 02/11/26 | 02/11/26 | ZST |
| Iodomethane | ND | | ug/L | 5.0 | | 1 | 395035 | 02/11/26 | 02/11/26 | ZST |
| Acetone | ND | | ug/L | 100 | 14 | 1 | 395035 | 02/11/26 | 02/11/26 | ZST |
| Freon 113 | ND | | ug/L | 5.0 | 0.1 | 1 | 395035 | 02/11/26 | 02/11/26 | ZST |
| 1,1-Dichloroethene | ND | | ug/L | 5.0 | 0.1 | 1 | 395035 | 02/11/26 | 02/11/26 | ZST |
| Methylene Chloride | ND | | ug/L | 10 | 0.2 | 1 | 395035 | 02/11/26 | 02/11/26 | ZST |
| MTBE | ND | | ug/L | 5.0 | 0.1 | 1 | 395035 | 02/11/26 | 02/11/26 | ZST |
| trans-1,2-Dichloroethene | ND | | ug/L | 5.0 | 0.1 | 1 | 395035 | 02/11/26 | 02/11/26 | ZST |
| 1,1-Dichloroethane | ND | | ug/L | 5.0 | 0.09 | 1 | 395035 | 02/11/26 | 02/11/26 | ZST |
| 2-Butanone | ND | | ug/L | 10 | 1.3 | 1 | 395035 | 02/11/26 | 02/11/26 | ZST |
| cis-1,2-Dichloroethene | ND | | ug/L | 5.0 | 0.1 | 1 | 395035 | 02/11/26 | 02/11/26 | ZST |
| 2,2-Dichloropropane | ND | | ug/L | 5.0 | 0.2 | 1 | 395035 | 02/11/26 | 02/11/26 | ZST |
| Chloroform | ND | | ug/L | 5.0 | 0.08 | 1 | 395035 | 02/11/26 | 02/11/26 | ZST |
| Bromochloromethane | ND | | ug/L | 5.0 | 0.1 | 1 | 395035 | 02/11/26 | 02/11/26 | ZST |
| 1,1,1-Trichloroethane | ND | | ug/L | 5.0 | 0.1 | 1 | 395035 | 02/11/26 | 02/11/26 | ZST |
| 1,1-Dichloropropene | ND | | ug/L | 5.0 | 0.1 | 1 | 395035 | 02/11/26 | 02/11/26 | ZST |
| Carbon Tetrachloride | ND | | ug/L | 5.0 | 0.1 | 1 | 395035 | 02/11/26 | 02/11/26 | ZST |
| 1,2-Dichloroethane | ND | | ug/L | 5.0 | 0.2 | 1 | 395035 | 02/11/26 | 02/11/26 | ZST |
| Benzene | ND | | ug/L | 1.0 | 0.1 | 1 | 395035 | 02/11/26 | 02/11/26 | ZST |
| Trichloroethene | ND | | ug/L | 5.0 | 0.1 | 1 | 395035 | 02/11/26 | 02/11/26 | ZST |
| 1,2-Dichloropropane | ND | | ug/L | 5.0 | 0.09 | 1 | 395035 | 02/11/26 | 02/11/26 | ZST |
| Bromodichloromethane | ND | | ug/L | 5.0 | 0.07 | 1 | 395035 | 02/11/26 | 02/11/26 | ZST |
| Dibromomethane | ND | | ug/L | 5.0 | 0.1 | 1 | 395035 | 02/11/26 | 02/11/26 | ZST |
| 4-Methyl-2-Pentanone | ND | | ug/L | 5.0 | 1.0 | 1 | 395035 | 02/11/26 | 02/11/26 | ZST |



Results for any subcontracted analyses are not included in this section.

ENTHALPY ANALYTICAL

# Analysis Results for 552835

| 552835-002 Analyte | Result | Qual | Units | RL | MDL | DF | Batch | Prepared | Analyzed | Chemist |
|---|---|---|---|---|---|---|---|---|---|---|
| cis-1,3-Dichloropropene | ND | | ug/L | 5.0 | 0.1 | 1 | 395035 | 02/11/26 | 02/11/26 | ZST |
| Toluene | ND | | ug/L | 5.0 | 0.1 | 1 | 395035 | 02/11/26 | 02/11/26 | ZST |
| trans-1,3-Dichloropropene | ND | | ug/L | 5.0 | 0.09 | 1 | 395035 | 02/11/26 | 02/11/26 | ZST |
| 1,1,2-Trichloroethane | ND | | ug/L | 5.0 | 0.1 | 1 | 395035 | 02/11/26 | 02/11/26 | ZST |
| 1,3-Dichloropropane | ND | | ug/L | 5.0 | 0.07 | 1 | 395035 | 02/11/26 | 02/11/26 | ZST |
| Tetrachloroethene | ND | | ug/L | 5.0 | 0.2 | 1 | 395035 | 02/11/26 | 02/11/26 | ZST |
| Dibromochloromethane | ND | | ug/L | 5.0 | 0.1 | 1 | 395035 | 02/11/26 | 02/11/26 | ZST |
| 1,2-Dibromoethane | ND | | ug/L | 5.0 | 0.1 | 1 | 395035 | 02/11/26 | 02/11/26 | ZST |
| Chlorobenzene | ND | | ug/L | 5.0 | 0.1 | 1 | 395035 | 02/11/26 | 02/11/26 | ZST |
| 1,1,1,2-Tetrachloroethane | ND | | ug/L | 5.0 | 0.07 | 1 | 395035 | 02/11/26 | 02/11/26 | ZST |
| Ethylbenzene | ND | | ug/L | 5.0 | 0.1 | 1 | 395035 | 02/11/26 | 02/11/26 | ZST |
| m,p-Xylenes | ND | | ug/L | 5.0 | 0.2 | 1 | 395035 | 02/11/26 | 02/11/26 | ZST |
| o-Xylene | ND | | ug/L | 5.0 | 0.1 | 1 | 395035 | 02/11/26 | 02/11/26 | ZST |
| Styrene | ND | | ug/L | 5.0 | 0.1 | 1 | 395035 | 02/11/26 | 02/11/26 | ZST |
| Bromoform | ND | | ug/L | 5.0 | 0.06 | 1 | 395035 | 02/11/26 | 02/11/26 | ZST |
| Isopropylbenzene | ND | | ug/L | 5.0 | 0.1 | 1 | 395035 | 02/11/26 | 02/11/26 | ZST |
| 1,1,2,2-Tetrachloroethane | ND | | ug/L | 5.0 | 0.1 | 1 | 395035 | 02/11/26 | 02/11/26 | ZST |
| 1,2,3-Trichloropropane | ND | | ug/L | 5.0 | 0.3 | 1 | 395035 | 02/11/26 | 02/11/26 | ZST |
| Propylbenzene | ND | | ug/L | 5.0 | 0.1 | 1 | 395035 | 02/11/26 | 02/11/26 | ZST |
| Bromobenzene | ND | | ug/L | 5.0 | 0.1 | 1 | 395035 | 02/11/26 | 02/11/26 | ZST |
| 1,3,5-Trimethylbenzene | ND | | ug/L | 5.0 | 0.1 | 1 | 395035 | 02/11/26 | 02/11/26 | ZST |
| 2-Chlorotoluene | ND | | ug/L | 5.0 | 0.1 | 1 | 395035 | 02/11/26 | 02/11/26 | ZST |
| 4-Chlorotoluene | ND | | ug/L | 5.0 | 0.2 | 1 | 395035 | 02/11/26 | 02/11/26 | ZST |
| tert-Butylbenzene | ND | | ug/L | 5.0 | 0.1 | 1 | 395035 | 02/11/26 | 02/11/26 | ZST |
| 1,2,4-Trimethylbenzene | ND | | ug/L | 5.0 | 0.1 | 1 | 395035 | 02/11/26 | 02/11/26 | ZST |
| sec-Butylbenzene | ND | | ug/L | 5.0 | 0.2 | 1 | 395035 | 02/11/26 | 02/11/26 | ZST |
| para-Isopropyl Toluene | ND | | ug/L | 5.0 | 0.2 | 1 | 395035 | 02/11/26 | 02/11/26 | ZST |
| 1,3-Dichlorobenzene | ND | | ug/L | 5.0 | 0.1 | 1 | 395035 | 02/11/26 | 02/11/26 | ZST |
| 1,4-Dichlorobenzene | ND | | ug/L | 5.0 | 0.2 | 1 | 395035 | 02/11/26 | 02/11/26 | ZST |
| n-Butylbenzene | ND | | ug/L | 5.0 | 0.1 | 1 | 395035 | 02/11/26 | 02/11/26 | ZST |
| 1,2-Dichlorobenzene | ND | | ug/L | 5.0 | 0.1 | 1 | 395035 | 02/11/26 | 02/11/26 | ZST |
| 1,2-Dibromo-3-Chloropropane | ND | | ug/L | 5.0 | 0.6 | 1 | 395035 | 02/11/26 | 02/11/26 | ZST |
| 1,2,4-Trichlorobenzene | ND | | ug/L | 5.0 | 0.3 | 1 | 395035 | 02/11/26 | 02/11/26 | ZST |
| Hexachlorobutadiene | ND | | ug/L | 5.0 | 0.3 | 1 | 395035 | 02/11/26 | 02/11/26 | ZST |
| 1,2,3-Trichlorobenzene | ND | | ug/L | 5.0 | 0.3 | 1 | 395035 | 02/11/26 | 02/11/26 | ZST |
| cis-1,4-Dichloro-2-butene | ND | | ug/L | 5.0 | 0.3 | 1 | 395035 | 02/11/26 | 02/11/26 | ZST |
| trans-1,4-Dichloro-2-butene | ND | | ug/L | 5.0 | 0.3 | 1 | 395035 | 02/11/26 | 02/11/26 | ZST |
| Xylene (total) | ND | | ug/L | 5.0 | | 1 | 395035 | 02/11/26 | 02/11/26 | ZST |
| **Surrogates** | | | | **Limits** | | | | | | |
| Dibromofluoromethane | 98% | | %REC | 70-130 | | 1 | 395035 | 02/11/26 | 02/11/26 | ZST |
| 1,2-Dichloroethane-d4 | 104% | | %REC | 70-130 | | 1 | 395035 | 02/11/26 | 02/11/26 | ZST |
| Toluene-d8 | 95% | | %REC | 70-130 | | 1 | 395035 | 02/11/26 | 02/11/26 | ZST |
| Bromofluorobenzene | 71% | | %REC | 70-130 | | 1 | 395035 | 02/11/26 | 02/11/26 | ZST |
| Method: EPA 8270C-SIM<br>Prep Method: EPA 3535 | | | | | | | | | | |
| 1,4-Dioxane | ND | | ug/L | 1.0 | 0.84 | 1 | 395110 | 02/11/26 | 02/11/26 | ZFA |
| **Surrogates** | | | | **Limits** | | | | | | |
| 1,4-Dioxane-d8 (SUR) | 103% | | %REC | 80-120 | | 1 | 395110 | 02/11/26 | 02/11/26 | ZFA |
| Method: EPA 8270E<br>Prep Method: EPA 3510C | | | | | | | | | | |



Results for any subcontracted analyses are not included in this section.

ENTHALPY ANALYTICAL

# Analysis Results for 552835

| 552835-002 Analyte | Result | Qual | Units | RL | MDL | DF | Batch | Prepared | Analyzed | Chemist |
|---|---|---|---|---|---|---|---|---|---|---|
| Carbazole | ND | | ug/L | 9.5 | 2.6 | 0.95 | 395126 | 02/11/26 | 02/12/26 | TJW |
| N-Nitrosodimethylamine | ND | | ug/L | 9.5 | 2.7 | 0.95 | 395126 | 02/11/26 | 02/12/26 | TJW |
| Aniline | ND | | ug/L | 9.5 | 2.7 | 0.95 | 395126 | 02/11/26 | 02/12/26 | TJW |
| bis(2-Chloroethyl)ether | ND | | ug/L | 24 | 3.5 | 0.95 | 395126 | 02/11/26 | 02/12/26 | TJW |
| 2-Chlorophenol | ND | | ug/L | 9.5 | 3.5 | 0.95 | 395126 | 02/11/26 | 02/12/26 | TJW |
| 1,3-Dichlorobenzene | ND | | ug/L | 9.5 | 3.1 | 0.95 | 395126 | 02/11/26 | 02/12/26 | TJW |
| 1,4-Dichlorobenzene | ND | | ug/L | 9.5 | 3.2 | 0.95 | 395126 | 02/11/26 | 02/12/26 | TJW |
| Benzyl alcohol | ND | | ug/L | 24 | 5.5 | 0.95 | 395126 | 02/11/26 | 02/12/26 | TJW |
| 1,2-Dichlorobenzene | ND | | ug/L | 9.5 | 3.2 | 0.95 | 395126 | 02/11/26 | 02/12/26 | TJW |
| bis(2-Chloroisopropyl) ether | ND | | ug/L | 9.5 | 3.7 | 0.95 | 395126 | 02/11/26 | 02/12/26 | TJW |
| N-Nitroso-di-n-propylamine | ND | | ug/L | 9.5 | 3.7 | 0.95 | 395126 | 02/11/26 | 02/12/26 | TJW |
| Hexachloroethane | ND | | ug/L | 9.5 | 2.9 | 0.95 | 395126 | 02/11/26 | 02/12/26 | TJW |
| Nitrobenzene | ND | | ug/L | 24 | 8.0 | 0.95 | 395126 | 02/11/26 | 02/12/26 | TJW |
| Isophorone | ND | | ug/L | 9.5 | 3.5 | 0.95 | 395126 | 02/11/26 | 02/12/26 | TJW |
| 2-Nitrophenol | ND | | ug/L | 9.5 | 5.2 | 0.95 | 395126 | 02/11/26 | 02/12/26 | TJW |
| 2,4-Dimethylphenol | ND | | ug/L | 9.5 | 3.1 | 0.95 | 395126 | 02/11/26 | 02/12/26 | TJW |
| bis(2-Chloroethoxy)methane | ND | | ug/L | 9.5 | 3.5 | 0.95 | 395126 | 02/11/26 | 02/12/26 | TJW |
| 2,4-Dichlorophenol | ND | | ug/L | 9.5 | 3.5 | 0.95 | 395126 | 02/11/26 | 02/12/26 | TJW |
| 1,2,4-Trichlorobenzene | ND | | ug/L | 9.5 | 3.3 | 0.95 | 395126 | 02/11/26 | 02/12/26 | TJW |
| 4-Chloroaniline | ND | | ug/L | 9.5 | 2.9 | 0.95 | 395126 | 02/11/26 | 02/12/26 | TJW |
| Hexachlorobutadiene | ND | | ug/L | 9.5 | 2.1 | 0.95 | 395126 | 02/11/26 | 02/12/26 | TJW |
| 4-Chloro-3-methylphenol | ND | | ug/L | 9.5 | 3.4 | 0.95 | 395126 | 02/11/26 | 02/12/26 | TJW |
| 2-Methylnaphthalene | ND | | ug/L | 9.5 | 3.2 | 0.95 | 395126 | 02/11/26 | 02/12/26 | TJW |
| Hexachlorocyclopentadiene | ND | | ug/L | 24 | 7.4 | 0.95 | 395126 | 02/11/26 | 02/12/26 | TJW |
| 2,4,6-Trichlorophenol | ND | | ug/L | 9.5 | 3.9 | 0.95 | 395126 | 02/11/26 | 02/12/26 | TJW |
| 2,4,5-Trichlorophenol | ND | | ug/L | 9.5 | 3.5 | 0.95 | 395126 | 02/11/26 | 02/12/26 | TJW |
| 2-Chloronaphthalene | ND | | ug/L | 9.5 | 3.3 | 0.95 | 395126 | 02/11/26 | 02/12/26 | TJW |
| 2-Nitroaniline | ND | | ug/L | 48 | 4.1 | 0.95 | 395126 | 02/11/26 | 02/12/26 | TJW |
| Dimethylphthalate | ND | | ug/L | 9.5 | 3.3 | 0.95 | 395126 | 02/11/26 | 02/12/26 | TJW |
| Acenaphthylene | ND | | ug/L | 9.5 | 3.7 | 0.95 | 395126 | 02/11/26 | 02/12/26 | TJW |
| 2,6-Dinitrotoluene | ND | | ug/L | 9.5 | 4.2 | 0.95 | 395126 | 02/11/26 | 02/12/26 | TJW |
| 3-Nitroaniline | ND | | ug/L | 9.5 | 3.8 | 0.95 | 395126 | 02/11/26 | 02/12/26 | TJW |
| Acenaphthene | ND | | ug/L | 9.5 | 3.1 | 0.95 | 395126 | 02/11/26 | 02/12/26 | TJW |
| 2,4-Dinitrophenol | ND | | ug/L | 48 | 14 | 0.95 | 395126 | 02/11/26 | 02/12/26 | TJW |
| 4-Nitrophenol | ND | | ug/L | 48 | 8.1 | 0.95 | 395126 | 02/11/26 | 02/12/26 | TJW |
| Dibenzofuran | ND | | ug/L | 9.5 | 3.1 | 0.95 | 395126 | 02/11/26 | 02/12/26 | TJW |
| 2,4-Dinitrotoluene | ND | | ug/L | 9.5 | 4.1 | 0.95 | 395126 | 02/11/26 | 02/12/26 | TJW |
| Diethylphthalate | ND | | ug/L | 9.5 | 2.8 | 0.95 | 395126 | 02/11/26 | 02/12/26 | TJW |
| Fluorene | ND | | ug/L | 9.5 | 3.0 | 0.95 | 395126 | 02/11/26 | 02/12/26 | TJW |
| 4-Chlorophenyl-phenylether | ND | | ug/L | 9.5 | 2.9 | 0.95 | 395126 | 02/11/26 | 02/12/26 | TJW |
| 4-Nitroaniline | ND | | ug/L | 9.5 | 3.2 | 0.95 | 395126 | 02/11/26 | 02/12/26 | TJW |
| 4,6-Dinitro-2-methylphenol | ND | | ug/L | 48 | 16 | 0.95 | 395126 | 02/11/26 | 02/12/26 | TJW |
| N-Nitrosodiphenylamine | ND | | ug/L | 9.5 | 3.8 | 0.95 | 395126 | 02/11/26 | 02/12/26 | TJW |
| 1,2-diphenylhydrazine (as azobenzene) | ND | | ug/L | 9.5 | 2.8 | 0.95 | 395126 | 02/11/26 | 02/12/26 | TJW |
| 4-Bromophenyl-phenylether | ND | | ug/L | 9.5 | 3.1 | 0.95 | 395126 | 02/11/26 | 02/12/26 | TJW |
| Hexachlorobenzene | ND | | ug/L | 9.5 | 2.9 | 0.95 | 395126 | 02/11/26 | 02/12/26 | TJW |
| Pentachlorophenol | ND | | ug/L | 24 | 5.4 | 0.95 | 395126 | 02/11/26 | 02/12/26 | TJW |
| Phenanthrene | ND | | ug/L | 9.5 | 2.8 | 0.95 | 395126 | 02/11/26 | 02/12/26 | TJW |
| Anthracene | ND | | ug/L | 9.5 | 2.7 | 0.95 | 395126 | 02/11/26 | 02/12/26 | TJW |
| Di-n-butylphthalate | ND | | ug/L | 9.5 | 2.9 | 0.95 | 395126 | 02/11/26 | 02/12/26 | TJW |
| Fluoranthene | ND | | ug/L | 9.5 | 2.7 | 0.95 | 395126 | 02/11/26 | 02/12/26 | TJW |



Results for any subcontracted analyses are not included in this section.

ENTHALPY ANALYTICAL

# Analysis Results for 552835

| 552835-002 Analyte | Result | Qual | Units | RL | MDL | DF | Batch | Prepared | Analyzed | Chemist |
|---|---|---|---|---|---|---|---|---|---|---|
| Benzidine | ND | | ug/L | 48 | 18 | 0.95 | 395126 | 02/11/26 | 02/12/26 | TJW |
| Pyrene | ND | | ug/L | 9.5 | 2.6 | 0.95 | 395126 | 02/11/26 | 02/12/26 | TJW |
| Butylbenzylphthalate | ND | | ug/L | 9.5 | 3.5 | 0.95 | 395126 | 02/11/26 | 02/12/26 | TJW |
| 3,3'-Dichlorobenzidine | ND | | ug/L | 24 | 4.9 | 0.95 | 395126 | 02/11/26 | 02/12/26 | TJW |
| Benzo(a)anthracene | ND | | ug/L | 9.5 | 2.3 | 0.95 | 395126 | 02/11/26 | 02/12/26 | TJW |
| Chrysene | ND | | ug/L | 9.5 | 2.4 | 0.95 | 395126 | 02/11/26 | 02/12/26 | TJW |
| bis(2-Ethylhexyl)phthalate | ND | | ug/L | 9.5 | 3.2 | 0.95 | 395126 | 02/11/26 | 02/12/26 | TJW |
| Di-n-octylphthalate | ND | | ug/L | 9.5 | 4.5 | 0.95 | 395126 | 02/11/26 | 02/12/26 | TJW |
| Benzo(b)fluoranthene | ND | | ug/L | 9.5 | 2.9 | 0.95 | 395126 | 02/11/26 | 02/12/26 | TJW |
| Benzo(k)fluoranthene | ND | | ug/L | 9.5 | 3.0 | 0.95 | 395126 | 02/11/26 | 02/12/26 | TJW |
| Benzo(a)pyrene | ND | | ug/L | 9.5 | 3.0 | 0.95 | 395126 | 02/11/26 | 02/12/26 | TJW |
| Indeno(1,2,3-cd)pyrene | ND | | ug/L | 9.5 | 4.0 | 0.95 | 395126 | 02/11/26 | 02/12/26 | TJW |
| Dibenz(a,h)anthracene | ND | | ug/L | 9.5 | 4.0 | 0.95 | 395126 | 02/11/26 | 02/12/26 | TJW |
| Benzo(g,h,i)perylene | ND | | ug/L | 9.5 | 3.9 | 0.95 | 395126 | 02/11/26 | 02/12/26 | TJW |
| **Surrogates** | | | | **Limits** | | | | | | |
| 2-Fluorophenol | 32% | | %REC | 15-120 | | 0.95 | 395126 | 02/11/26 | 02/12/26 | TJW |
| Phenol-d6 | 26% | | %REC | 15-120 | | 0.95 | 395126 | 02/11/26 | 02/12/26 | TJW |
| 2,4,6-Tribromophenol | 102% | | %REC | 15-140 | | 0.95 | 395126 | 02/11/26 | 02/12/26 | TJW |
| Nitrobenzene-d5 | 48% | | %REC | 15-123 | | 0.95 | 395126 | 02/11/26 | 02/12/26 | TJW |
| 2-Fluorobiphenyl | 51% | | %REC | 15-120 | | 0.95 | 395126 | 02/11/26 | 02/12/26 | TJW |
| Terphenyl-d14 | 69% | | %REC | 15-120 | | 0.95 | 395126 | 02/11/26 | 02/12/26 | TJW |
| Method: SM 4500-CN-E<br>Prep Method: METHOD | | | | | | | | | | |
| Cyanide | ND | | mg/L | 0.0050 | 0.0017 | 0.5 | 395115 | 02/11/26 | 02/12/26 | JAK |
| Method: SM 4500-S2-D<br>Prep Method: METHOD | | | | | | | | | | |
| Sulfide | ND | | mg/L | 0.10 | | 1 | 395150 | 02/11/26 | 02/11/26 | TXC |
| Method: SM 5310B<br>Prep Method: SM 5310B | | | | | | | | | | |
| Total Organic Carbon | **32** | | mg/L | 1.0 | 0.49 | 1 | 395095 | 02/11/26 | 02/12/26 | BDR |
| Method: SM 9221B<br>Prep Method: METHOD | | | | | | | | | | |
| Coliform, Total | **1,600** | H | MPN/100ml | 1.8 | | 1 | 395226 | 02/11/26 11:24 | 02/15/26 11:57 | SMT |
| Method: SM 9221F | | | | | | | | | | |
| Coliform, E. Coli | **920** | H | MPN/100ml | 1.8 | | 1 | 395226 | 02/11/26 11:24 | 02/14/26 10:59 | SMT |
| Method: SM2130B | | | | | | | | | | |
| Turbidity | **950** | | NTU | 0.20 | 0.12 | 1 | 395118 | 02/11/26 15:08 | 02/11/26 15:08 | CDR |
| Method: SM2320B<br>Prep Method: METHOD | | | | | | | | | | |
| Bicarbonate | **110** | | mg/L | 4.0 | | 1.7 | 395102 | 02/11/26 | 02/11/26 | WWC |
| Alkalinity, Total as CaCO3 | **110** | | mg/L | 3.3 | | 1.7 | 395102 | 02/11/26 | 02/11/26 | WWC |
| Method: SM2510B<br>Prep Method: METHOD | | | | | | | | | | |
| Specific Conductance | **820** | | umhos/cm | 1.0 | | 1 | 395100 | 02/11/26 | 02/11/26 | JAG |
| Method: SM2540C<br>Prep Method: METHOD | | | | | | | | | | |
| Total Dissolved Solids | **580** | | mg/L | 20 | | 2 | 395092 | 02/11/26 | 02/12/26 | JAG |



Results for any subcontracted analyses are not included in this section.

# Analysis Results for 552835

| 552835-002 Analyte | Result | Qual | Units | RL | MDL | DF | Batch | Prepared | Analyzed | Chemist |
|---|---|---|---|---|---|---|---|---|---|---|
| Method: SM2540D<br>Prep Method: METHOD | | | | | | | | | | |
| Total Suspended Solids | **680** | | mg/L | 0.5 | | 1 | 395120 | 02/11/26 | 02/12/26 | CKN |
| Method: SM5210B<br>Prep Method: METHOD | | | | | | | | | | |
| Biochemical Oxygen Demand | **22** | | mg/L | 3.0 | | 1 | 395084 | 02/11/26 15:44 | 02/16/26 16:36 | AAB |
| Method: SM5220D<br>Prep Method: SM 5220D | | | | | | | | | | |
| Chemical Oxygen Demand | **200** | | mg/L | 4.0 | 2.0 | 1 | 395195 | 02/12/26 | 02/12/26 | ARM |

| | |
|---|---|
| * | Value is outside QC limits |
| BOD3 | Estimated result due to over-depletion |
| E | Response exceeds instrument's linear range |
| H | Holding time was exceeded |
| J | Estimated value |
| ND | Not Detected |
| b | See narrative |



Results for any subcontracted analyses are not included in this section.

ENTHALPY ANALYTICAL

# Batch QC

| Type: Blank | Lab ID: QC1339603 | Batch: 395087 |
|---|---|---|
| Matrix: Water | Method: EPA 1664A | Prep Method: METHOD |

| QC1339603 Analyte | Result | Qual | Units | RL | MDL | Prepared | Analyzed |
|---|---|---|---|---|---|---|---|
| Total Oil and Grease | ND | | mg/L | 5.0 | 0.97 | 02/11/26 | 02/12/26 |

| Type: Lab Control Sample | Lab ID: QC1339604 | Batch: 395087 |
|---|---|---|
| Matrix: Water | Method: EPA 1664A | Prep Method: METHOD |

| QC1339604 Analyte | Result | Spiked | Units | Recovery | Qual | Limits |
|---|---|---|---|---|---|---|
| Total Oil and Grease | 35.40 | 40.00 | mg/L | 89% | | 78-114 |

| Type: Lab Control Sample Duplicate | Lab ID: QC1339605 | Batch: 395087 |
|---|---|---|
| Matrix: Water | Method: EPA 1664A | Prep Method: METHOD |

| QC1339605 Analyte | Result | Spiked | Units | Recovery | Qual | Limits | RPD | RPD Lim |
|---|---|---|---|---|---|---|---|---|
| Total Oil and Grease | 36.90 | 40.00 | mg/L | 92% | | 78-114 | 4 | 18 |

| Type: Blank | Lab ID: QC1339709 | Batch: 395117 |
|---|---|---|
| Matrix: Water | Method: EPA 200.7 | Prep Method: EPA 3015A |

| QC1339709 Analyte | Result | Qual | Units | RL | MDL | Prepared | Analyzed |
|---|---|---|---|---|---|---|---|
| Calcium | ND | | mg/L | 0.10 | 0.0095 | 02/11/26 | 02/12/26 |
| Magnesium | ND | | mg/L | 0.10 | 0.017 | 02/11/26 | 02/12/26 |
| Potassium | ND | | mg/L | 0.50 | 0.20 | 02/11/26 | 02/12/26 |
| Sodium | ND | | mg/L | 0.50 | 0.017 | 02/11/26 | 02/12/26 |

| Type: Lab Control Sample | Lab ID: QC1339710 | Batch: 395117 |
|---|---|---|
| Matrix: Water | Method: EPA 200.7 | Prep Method: EPA 3015A |

| QC1339710 Analyte | Result | Spiked | Units | Recovery | Qual | Limits |
|---|---|---|---|---|---|---|
| Calcium | 21.00 | 20.40 | mg/L | 103% | | 85-115 |
| Magnesium | 20.65 | 20.40 | mg/L | 101% | | 85-115 |
| Potassium | 25.57 | 24.00 | mg/L | 107% | | 85-115 |
| Sodium | 21.03 | 20.40 | mg/L | 103% | | 85-115 |

| Type: Matrix Spike | Lab ID: QC1339713 | Batch: 395117 |
|---|---|---|
| Matrix (Source ID): Water (552771-002) | Method: EPA 200.7 | Prep Method: EPA 3015A |

| QC1339713 Analyte | Result | Source Sample Result | Spiked | Units | Recovery | Qual | Limits | DF |
|---|---|---|---|---|---|---|---|---|
| Calcium | 61.59 | 41.76 | 20.40 | mg/L | 97% | | 75-125 | 1 |
| Magnesium | 36.83 | 16.80 | 20.40 | mg/L | 98% | | 75-125 | 1 |
| Potassium | 35.43 | 9.746 | 24.00 | mg/L | 107% | | 75-125 | 1 |
| Sodium | 413.1 | 397.9 | 20.40 | mg/L | 75% | E,NM | 75-125 | 1 |

ENTHALPY ANALYTICAL

# Batch QC

| Type: | Matrix Spike Duplicate | Lab ID: | QC1339714 | Batch: | 395117 |
|---|---|---|---|---|---|
| Matrix (Source ID): | Water (552771-002) | Method: | EPA 200.7 | Prep Method: | EPA 3015A |

| QC1339714 Analyte | Result | Source Sample Result | Spiked | Units | Recovery | Qual | Limits | RPD | RPD Lim | DF |
|---|---|---|---|---|---|---|---|---|---|---|
| Calcium | 61.70 | 41.76 | 20.40 | mg/L | 98% | | 75-125 | 0 | 20 | 1 |
| Magnesium | 36.90 | 16.80 | 20.40 | mg/L | 99% | | 75-125 | 0 | 20 | 1 |
| Potassium | 35.54 | 9.746 | 24.00 | mg/L | 107% | | 75-125 | 0 | 20 | 1 |
| Sodium | 412.6 | 397.9 | 20.40 | mg/L | 72% | E,NM | 75-125 | | 20 | 1 |

| Type: | Matrix Spike | Lab ID: | QC1339715 | Batch: | 395117 |
|---|---|---|---|---|---|
| Matrix (Source ID): | Water (552804-001) | Method: | EPA 200.7 | Prep Method: | EPA 3015A |

| QC1339715 Analyte | Result | Source Sample Result | Spiked | Units | Recovery | Qual | Limits | DF |
|---|---|---|---|---|---|---|---|---|
| Calcium | 123.7 | 103.7 | 20.40 | mg/L | 98% | NM | 75-125 | 1 |
| Magnesium | 40.45 | 19.60 | 20.40 | mg/L | 102% | | 75-125 | 1 |
| Potassium | 31.75 | 5.281 | 24.00 | mg/L | 110% | | 75-125 | 1 |
| Sodium | 139.1 | 119.5 | 20.40 | mg/L | 96% | NM | 75-125 | 1 |

| Type: | Matrix Spike Duplicate | Lab ID: | QC1339716 | Batch: | 395117 |
|---|---|---|---|---|---|
| Matrix (Source ID): | Water (552804-001) | Method: | EPA 200.7 | Prep Method: | EPA 3015A |

| QC1339716 Analyte | Result | Source Sample Result | Spiked | Units | Recovery | Qual | Limits | RPD | RPD Lim | DF |
|---|---|---|---|---|---|---|---|---|---|---|
| Calcium | 123.0 | 103.7 | 20.40 | mg/L | 94% | NM | 75-125 | 1 | 20 | 1 |
| Magnesium | 39.09 | 19.60 | 20.40 | mg/L | 96% | | 75-125 | 3 | 20 | 1 |
| Potassium | 29.83 | 5.281 | 24.00 | mg/L | 102% | | 75-125 | 6 | 20 | 1 |
| Sodium | 138.5 | 119.5 | 20.40 | mg/L | 93% | NM | 75-125 | 0 | 20 | 1 |

| Type: | Serial Dilution | Lab ID: | QC1339839 | Batch: | 395117 |
|---|---|---|---|---|---|
| Matrix (Source ID): | Water (552771-002) | Method: | EPA 200.7 | Prep Method: | EPA 3015A |

| QC1339839 Analyte | Result | Source Sample Result | Units | Qual | RPD | RPD Lim | DF |
|---|---|---|---|---|---|---|---|
| Calcium | 41.01 | 41.76 | mg/L | | | | 5 |
| Magnesium | 16.70 | 16.80 | mg/L | | | | 5 |
| Potassium | 9.094 | 9.746 | mg/L | | | | 5 |
| Sodium | 406.8 | 397.9 | mg/L | | | | 5 |

| Type: | Blank | Lab ID: | QC1340783 | Batch: | 395415 |
|---|---|---|---|---|---|
| Matrix: | Water | Method: | EPA 200.7 | Prep Method: | EPA 3015A |

| QC1340783 Analyte | Result | Qual | Units | RL | MDL | Prepared | Analyzed |
|---|---|---|---|---|---|---|---|
| Iron | ND | | mg/L | 0.050 | 0.017 | 02/14/26 | 02/17/26 |

ENTHALPY ANALYTICAL

# Batch QC

| Type: | Lab Control Sample | Lab ID: | QC1340784 | Batch: | 395415 |
|---|---|---|---|---|---|
| Matrix: | Water | Method: | EPA 200.7 | Prep Method: | EPA 3015A |

| QC1340784 Analyte | Result | Spiked | Units | Recovery | Qual | Limits |
|---|---|---|---|---|---|---|
| Iron | 0.3830 | 0.4000 | mg/L | 96% | | 85-115 |

| Type: | Matrix Spike | Lab ID: | QC1340786 | Batch: | 395415 |
|---|---|---|---|---|---|
| Matrix (Source ID): | Water (553136-002) | Method: | EPA 200.7 | Prep Method: | EPA 3015A |

| QC1340786 Analyte | Result | Source Sample Result | Spiked | Units | Recovery | Qual | Limits | DF |
|---|---|---|---|---|---|---|---|---|
| Iron | 2.684 | 2.288 | 0.4000 | mg/L | 99% | NM | 75-125 | 1 |

| Type: | Matrix Spike Duplicate | Lab ID: | QC1340787 | Batch: | 395415 |
|---|---|---|---|---|---|
| Matrix (Source ID): | Water (553136-002) | Method: | EPA 200.7 | Prep Method: | EPA 3015A |

| QC1340787 Analyte | Result | Source Sample Result | Spiked | Units | Recovery | Qual | Limits | RPD | RPD Lim | DF |
|---|---|---|---|---|---|---|---|---|---|---|
| Iron | 2.689 | 2.288 | 0.4000 | mg/L | 100% | NM | 75-125 | 0 | 20 | 1 |

| Type: | Serial Dilution | Lab ID: | QC1340788 | Batch: | 395415 |
|---|---|---|---|---|---|
| Matrix (Source ID): | Water (553136-002) | Method: | EPA 200.7 | Prep Method: | EPA 3015A |

| QC1340788 Analyte | Result | Source Sample Result | Units | Qual | RPD | RPD Lim | DF |
|---|---|---|---|---|---|---|---|
| Iron | 2.284 | 2.288 | mg/L | | | | 5 |

ENTHALPY ANALYTICAL

# Batch QC

| | | | | | |
|---|---|---|---|---|---|
| **Type:** | **Blank** | **Lab ID:** | **QC1339711** | **Batch:** | **395119** |
| **Matrix:** | **Water** | **Method:** | **EPA 200.8** | **Prep Method:** | **EPA 3015A** |

| QC1339711 Analyte | Result | Qual | Units | RL | MDL | Prepared | Analyzed |
|---|---|---|---|---|---|---|---|
| Antimony | ND | | ug/L | 2.0 | 1.0 | 02/11/26 | 02/11/26 |
| Arsenic | ND | | ug/L | 2.0 | 0.27 | 02/11/26 | 02/11/26 |
| Barium | ND | | ug/L | 5.0 | 0.44 | 02/11/26 | 02/11/26 |
| Beryllium | ND | | ug/L | 1.0 | 0.083 | 02/11/26 | 02/11/26 |
| Boron | ND | | ug/L | 10 | 7.7 | 02/11/26 | 02/11/26 |
| Cadmium | ND | | ug/L | 1.0 | 0.26 | 02/11/26 | 02/11/26 |
| Chromium | ND | | ug/L | 5.0 | 0.40 | 02/11/26 | 02/11/26 |
| Cobalt | ND | | ug/L | 1.0 | 0.13 | 02/11/26 | 02/11/26 |
| Copper | ND | | ug/L | 3.0 | 1.4 | 02/11/26 | 02/11/26 |
| Lead | ND | | ug/L | 5.0 | 0.23 | 02/11/26 | 02/11/26 |
| Manganese | ND | | ug/L | 10 | 4.5 | 02/11/26 | 02/11/26 |
| Nickel | ND | | ug/L | 5.0 | 0.89 | 02/11/26 | 02/11/26 |
| Selenium | ND | | ug/L | 2.0 | 1.8 | 02/11/26 | 02/11/26 |
| Silver | ND | | ug/L | 5.0 | 0.36 | 02/11/26 | 02/11/26 |
| Thallium | ND | | ug/L | 1.0 | 0.25 | 02/11/26 | 02/11/26 |
| Tin | ND | | ug/L | 5.0 | 1.5 | 02/11/26 | 02/11/26 |
| Vanadium | ND | | ug/L | 5.0 | 0.36 | 02/11/26 | 02/11/26 |
| Zinc | ND | | ug/L | 10 | 7.4 | 02/11/26 | 02/11/26 |

| | | | | | |
|---|---|---|---|---|---|
| **Type:** | **Lab Control Sample** | **Lab ID:** | **QC1339712** | **Batch:** | **395119** |
| **Matrix:** | **Water** | **Method:** | **EPA 200.8** | **Prep Method:** | **EPA 3015A** |

| QC1339712 Analyte | Result | Spiked | Units | Recovery | Qual | Limits |
|---|---|---|---|---|---|---|
| Antimony | 101.6 | 100.0 | ug/L | 102% | | 85-115 |
| Arsenic | 93.38 | 100.0 | ug/L | 93% | | 85-115 |
| Barium | 93.91 | 100.0 | ug/L | 94% | | 85-115 |
| Beryllium | 92.58 | 100.0 | ug/L | 93% | | 85-115 |
| Boron | 89.48 | 100.0 | ug/L | 89% | | 85-115 |
| Cadmium | 95.36 | 100.0 | ug/L | 95% | | 85-115 |
| Chromium | 96.68 | 100.0 | ug/L | 97% | | 85-115 |
| Cobalt | 99.27 | 100.0 | ug/L | 99% | | 85-115 |
| Copper | 98.22 | 100.0 | ug/L | 98% | | 85-115 |
| Lead | 89.92 | 100.0 | ug/L | 90% | | 85-115 |
| Manganese | 97.23 | 100.0 | ug/L | 97% | | 85-115 |
| Nickel | 98.92 | 100.0 | ug/L | 99% | | 85-115 |
| Selenium | 88.81 | 100.0 | ug/L | 89% | | 85-115 |
| Silver | 46.46 | 50.00 | ug/L | 93% | | 85-115 |
| Thallium | 104.3 | 100.0 | ug/L | 104% | | 85-115 |
| Tin | 98.35 | 100.0 | ug/L | 98% | | 85-115 |
| Vanadium | 97.15 | 100.0 | ug/L | 97% | | 85-115 |
| Zinc | 94.58 | 100.0 | ug/L | 95% | | 85-115 |

ENTHALPY ANALYTICAL

# Batch QC

| Type: | Matrix Spike | Lab ID: | QC1339717 | Batch: | 395119 |
|---|---|---|---|---|---|
| Matrix (Source ID): | Water (552666-001) | Method: | EPA 200.8 | Prep Method: | EPA 3015A |

| QC1339717 Analyte | Result | Source Sample Result | Spiked | Units | Recovery | Qual | Limits | DF |
|---|---|---|---|---|---|---|---|---|
| Antimony | 108.7 | ND | 100.0 | ug/L | 109% | | 70-130 | 10 |
| Arsenic | 96.54 | 0.4520 | 100.0 | ug/L | 96% | | 70-130 | 10 |
| Barium | 382.8 | 287.2 | 100.0 | ug/L | 96% | | 70-130 | 10 |
| Beryllium | 99.09 | ND | 100.0 | ug/L | 99% | | 70-130 | 10 |
| Boron | 175.1 | 95.60 | 100.0 | ug/L | 79% | | 70-130 | 10 |
| Cadmium | 95.03 | ND | 100.0 | ug/L | 95% | | 70-130 | 10 |
| Chromium | 102.8 | 7.850 | 100.0 | ug/L | 95% | | 70-130 | 10 |
| Cobalt | 97.14 | 0.1120 | 100.0 | ug/L | 97% | | 70-130 | 10 |
| Copper | 96.77 | 2.988 | 100.0 | ug/L | 94% | | 70-130 | 10 |
| Lead | 98.78 | ND | 100.0 | ug/L | 99% | | 70-130 | 10 |
| Manganese | 142.3 | 49.83 | 100.0 | ug/L | 92% | | 70-130 | 10 |
| Nickel | 97.72 | 2.284 | 100.0 | ug/L | 95% | | 70-130 | 10 |
| Selenium | 97.05 | ND | 100.0 | ug/L | 97% | | 70-130 | 10 |
| Silver | 46.34 | ND | 50.00 | ug/L | 93% | | 70-130 | 10 |
| Thallium | 99.88 | ND | 100.0 | ug/L | 100% | | 70-130 | 10 |
| Tin | 93.81 | ND | 100.0 | ug/L | 94% | | 70-130 | 10 |
| Vanadium | 104.9 | 9.400 | 100.0 | ug/L | 96% | | 70-130 | 10 |
| Zinc | 101.6 | 16.51 | 100.0 | ug/L | 85% | | 70-130 | 10 |

| Type: | Matrix Spike Duplicate | Lab ID: | QC1339718 | Batch: | 395119 |
|---|---|---|---|---|---|
| Matrix (Source ID): | Water (552666-001) | Method: | EPA 200.8 | Prep Method: | EPA 3015A |

| QC1339718 Analyte | Result | Source Sample Result | Spiked | Units | Recovery | Qual | Limits | RPD | RPD Lim | DF |
|---|---|---|---|---|---|---|---|---|---|---|
| Antimony | 110.6 | ND | 100.0 | ug/L | 111% | | 70-130 | 2 | 20 | 10 |
| Arsenic | 101.8 | 0.4520 | 100.0 | ug/L | 101% | | 70-130 | 5 | 20 | 10 |
| Barium | 374.0 | 287.2 | 100.0 | ug/L | 87% | | 70-130 | 2 | 20 | 10 |
| Beryllium | 98.32 | ND | 100.0 | ug/L | 98% | | 70-130 | 1 | 20 | 10 |
| Boron | 183.0 | 95.60 | 100.0 | ug/L | 87% | | 70-130 | 4 | 20 | 10 |
| Cadmium | 97.85 | ND | 100.0 | ug/L | 98% | | 70-130 | 3 | 20 | 10 |
| Chromium | 103.1 | 7.850 | 100.0 | ug/L | 95% | | 70-130 | 0 | 20 | 10 |
| Cobalt | 100.4 | 0.1120 | 100.0 | ug/L | 100% | | 70-130 | 3 | 20 | 10 |
| Copper | 99.26 | 2.988 | 100.0 | ug/L | 96% | | 70-130 | 3 | 20 | 10 |
| Lead | 100.8 | ND | 100.0 | ug/L | 101% | | 70-130 | 2 | 20 | 10 |
| Manganese | 145.2 | 49.83 | 100.0 | ug/L | 95% | | 70-130 | 2 | 20 | 10 |
| Nickel | 103.1 | 2.284 | 100.0 | ug/L | 101% | | 70-130 | 5 | 20 | 10 |
| Selenium | 95.15 | ND | 100.0 | ug/L | 95% | | 70-130 | 2 | 20 | 10 |
| Silver | 49.89 | ND | 50.00 | ug/L | 100% | | 70-130 | 7 | 20 | 10 |
| Thallium | 99.74 | ND | 100.0 | ug/L | 100% | | 70-130 | 0 | 20 | 10 |
| Tin | 102.0 | ND | 100.0 | ug/L | 102% | | 70-130 | 8 | 20 | 10 |
| Vanadium | 109.1 | 9.400 | 100.0 | ug/L | 100% | | 70-130 | 4 | 20 | 10 |
| Zinc | 105.0 | 16.51 | 100.0 | ug/L | 89% | | 70-130 | 3 | 20 | 10 |

ENTHALPY ANALYTICAL

# Batch QC

| Type: | Matrix Spike | Lab ID: | QC1339720 | Batch: | 395119 |
|---|---|---|---|---|---|
| Matrix (Source ID): | Water (552861-002) | Method: | EPA 200.8 | Prep Method: | EPA 3015A |

| QC1339720 Analyte | Result | Source Sample Result | Spiked | Units | Recovery | Qual | Limits | DF |
|---|---|---|---|---|---|---|---|---|
| Antimony | 109.5 | ND | 100.0 | ug/L | 110% | | 70-130 | 10 |
| Arsenic | 103.2 | 2.800 | 100.0 | ug/L | 100% | | 70-130 | 10 |
| Barium | 177.7 | 86.42 | 100.0 | ug/L | 91% | | 70-130 | 10 |
| Beryllium | 97.99 | ND | 100.0 | ug/L | 98% | | 70-130 | 10 |
| Boron | 120.7 | ND | 100.0 | ug/L | 121% | | 70-130 | 10 |
| Cadmium | 99.14 | ND | 100.0 | ug/L | 99% | | 70-130 | 10 |
| Chromium | 97.43 | ND | 100.0 | ug/L | 97% | | 70-130 | 10 |
| Cobalt | 96.85 | ND | 100.0 | ug/L | 97% | | 70-130 | 10 |
| Copper | 109.2 | 7.073 | 100.0 | ug/L | 102% | | 70-130 | 10 |
| Lead | 98.66 | ND | 100.0 | ug/L | 99% | | 70-130 | 10 |
| Manganese | 96.20 | ND | 100.0 | ug/L | 96% | | 70-130 | 10 |
| Nickel | 99.44 | ND | 100.0 | ug/L | 99% | | 70-130 | 10 |
| Selenium | 98.05 | ND | 100.0 | ug/L | 98% | | 70-130 | 10 |
| Silver | 48.70 | ND | 50.00 | ug/L | 97% | | 70-130 | 10 |
| Thallium | 100.1 | ND | 100.0 | ug/L | 100% | | 70-130 | 10 |
| Tin | 98.47 | ND | 100.0 | ug/L | 98% | | 70-130 | 10 |
| Vanadium | 103.2 | 5.220 | 100.0 | ug/L | 98% | | 70-130 | 10 |
| Zinc | 97.84 | 89.19 | 100.0 | ug/L | 9% | * | 70-130 | 10 |

| Type: | Matrix Spike Duplicate | Lab ID: | QC1339721 | Batch: | 395119 |
|---|---|---|---|---|---|
| Matrix (Source ID): | Water (552861-002) | Method: | EPA 200.8 | Prep Method: | EPA 3015A |

| QC1339721 Analyte | Result | Source Sample Result | Spiked | Units | Recovery | Qual | Limits | RPD | RPD Lim | DF |
|---|---|---|---|---|---|---|---|---|---|---|
| Antimony | 106.7 | ND | 100.0 | ug/L | 107% | | 70-130 | 3 | 20 | 10 |
| Arsenic | 106.4 | 2.800 | 100.0 | ug/L | 104% | | 70-130 | 3 | 20 | 10 |
| Barium | 178.3 | 86.42 | 100.0 | ug/L | 92% | | 70-130 | 0 | 20 | 10 |
| Beryllium | 94.80 | ND | 100.0 | ug/L | 95% | | 70-130 | 3 | 20 | 10 |
| Boron | 116.4 | ND | 100.0 | ug/L | 116% | | 70-130 | 4 | 20 | 10 |
| Cadmium | 98.93 | ND | 100.0 | ug/L | 99% | | 70-130 | 0 | 20 | 10 |
| Chromium | 97.25 | ND | 100.0 | ug/L | 97% | | 70-130 | 0 | 20 | 10 |
| Cobalt | 100.9 | ND | 100.0 | ug/L | 101% | | 70-130 | 4 | 20 | 10 |
| Copper | 108.2 | 7.073 | 100.0 | ug/L | 101% | | 70-130 | 1 | 20 | 10 |
| Lead | 101.8 | ND | 100.0 | ug/L | 102% | | 70-130 | 3 | 20 | 10 |
| Manganese | 99.23 | ND | 100.0 | ug/L | 99% | | 70-130 | 3 | 20 | 10 |
| Nickel | 100.1 | ND | 100.0 | ug/L | 100% | | 70-130 | 1 | 20 | 10 |
| Selenium | 104.0 | ND | 100.0 | ug/L | 104% | | 70-130 | 6 | 20 | 10 |
| Silver | 49.31 | ND | 50.00 | ug/L | 99% | | 70-130 | 1 | 20 | 10 |
| Thallium | 102.9 | ND | 100.0 | ug/L | 103% | | 70-130 | 3 | 20 | 10 |
| Tin | 102.3 | ND | 100.0 | ug/L | 102% | | 70-130 | 4 | 20 | 10 |
| Vanadium | 102.8 | 5.220 | 100.0 | ug/L | 98% | | 70-130 | 0 | 20 | 10 |
| Zinc | 100.3 | 89.19 | 100.0 | ug/L | 11% | * | 70-130 | 2 | 20 | 10 |

ENTHALPY ANALYTICAL

# Batch QC

| | | | | | |
|---|---|---|---|---|---|
| **Type:** | **Blank** | **Lab ID:** | **QC1339529** | **Batch:** | **395052** |
| **Matrix:** | **Water** | **Method:** | **EPA 245.1** | **Prep Method:** | **EPA 245.1** |

| QC1339529 Analyte | Result | Qual | Units | RL | MDL | Prepared | Analyzed |
|---|---|---|---|---|---|---|---|
| Mercury | ND | | ug/L | 0.40 | 0.089 | 02/11/26 | 02/11/26 |

| | | | | | |
|---|---|---|---|---|---|
| **Type:** | **Lab Control Sample** | **Lab ID:** | **QC1339531** | **Batch:** | **395052** |
| **Matrix:** | **Filtrate** | **Method:** | **EPA 245.1** | **Prep Method:** | **EPA 245.1** |

| QC1339531 Analyte | Result | Spiked | Units | Recovery | Qual | Limits |
|---|---|---|---|---|---|---|
| Mercury | 4.393 | 5.000 | ug/L | 88% | | 85-115 |

| | | | | | |
|---|---|---|---|---|---|
| **Type:** | **Matrix Spike** | **Lab ID:** | **QC1339532** | **Batch:** | **395052** |
| **Matrix (Source ID):** | **Water (552764-001)** | **Method:** | **EPA 245.1** | **Prep Method:** | **EPA 245.1** |

| QC1339532 Analyte | Result | Source Sample Result | Spiked | Units | Recovery | Qual | Limits | DF |
|---|---|---|---|---|---|---|---|---|
| Mercury | 2.270 | ND | 5.000 | ug/L | 45% | * | 75-125 | 1 |

| | | | | | |
|---|---|---|---|---|---|
| **Type:** | **Matrix Spike Duplicate** | **Lab ID:** | **QC1339533** | **Batch:** | **395052** |
| **Matrix (Source ID):** | **Water (552764-001)** | **Method:** | **EPA 245.1** | **Prep Method:** | **EPA 245.1** |

| QC1339533 Analyte | Result | Source Sample Result | Spiked | Units | Recovery | Qual | Limits | RPD | RPD Lim | DF |
|---|---|---|---|---|---|---|---|---|---|---|
| Mercury | 2.394 | ND | 5.000 | ug/L | 48% | * | 75-125 | 5 | 20 | 1 |

| | | | | | |
|---|---|---|---|---|---|
| **Type:** | **Blank** | **Lab ID:** | **QC1339641** | **Batch:** | **395101** |
| **Matrix:** | **Water** | **Method:** | **EPA 300.0** | **Prep Method:** | **METHOD** |

| QC1339641 Analyte | Result | Qual | Units | RL | MDL | Prepared | Analyzed |
|---|---|---|---|---|---|---|---|
| Fluoride | ND | | mg/L | 0.20 | 0.083 | 02/11/26 13:41 | 02/11/26 14:31 |
| Chloride | ND | | mg/L | 1.0 | 0.27 | 02/11/26 13:41 | 02/11/26 14:31 |
| Nitrogen, Nitrite | ND | | mg/L | 0.10 | 0.01 | 02/11/26 13:41 | 02/11/26 14:31 |
| Bromide | ND | | mg/L | 0.30 | 0.038 | 02/11/26 13:41 | 02/11/26 14:31 |
| Nitrogen, Nitrate | ND | | mg/L | 0.10 | 0.05 | 02/11/26 13:41 | 02/11/26 14:31 |
| Sulfate | ND | | mg/L | 1.0 | 0.20 | 02/11/26 13:41 | 02/11/26 14:31 |

| | | | | | |
|---|---|---|---|---|---|
| **Type:** | **Lab Control Sample** | **Lab ID:** | **QC1339642** | **Batch:** | **395101** |
| **Matrix:** | **Water** | **Method:** | **EPA 300.0** | **Prep Method:** | **METHOD** |

| QC1339642 Analyte | Result | Spiked | Units | Recovery | Qual | Limits |
|---|---|---|---|---|---|---|
| Fluoride | 9.908 | 10.00 | mg/L | 99% | | 90-110 |
| Chloride | 47.83 | 50.00 | mg/L | 96% | | 90-110 |
| Nitrogen, Nitrite | 4.512 | 4.567 | mg/L | 99% | | 90-110 |
| Bromide | 14.84 | 15.00 | mg/L | 99% | | 90-110 |
| Nitrogen, Nitrate | 4.437 | 4.518 | mg/L | 98% | | 90-110 |
| Sulfate | 24.74 | 25.00 | mg/L | 99% | | 90-110 |

ENTHALPY ANALYTICAL

# Batch QC

| Type: | Matrix Spike | Lab ID: | QC1339643 | Batch: | 395101 |
|---|---|---|---|---|---|
| Matrix (Source ID): | Water (552787-001) | Method: | EPA 300.0 | Prep Method: | METHOD |

| QC1339643 Analyte | Result | Source Sample Result | Spiked | Units | Recovery | Qual | Limits | DF |
|---|---|---|---|---|---|---|---|---|
| Fluoride | 20.80 | ND | 20.00 | mg/L | 104% | | 80-129 | 1 |
| Chloride | 137.9 | 35.57 | 100.0 | mg/L | 102% | | 80-123 | 1 |
| Nitrogen, Nitrite | 9.504 | 0.01441 | 9.134 | mg/L | 104% | | 80-122 | 1 |
| Bromide | 15.28 | 0.4253 | 15.00 | mg/L | 99% | | 80-121 | 1 |
| Nitrogen, Nitrate | 9.104 | 0.1175 | 9.036 | mg/L | 99% | | 80-123 | 1 |
| Sulfate | 67.20 | 15.81 | 50.00 | mg/L | 103% | | 79-124 | 1 |

| Type: | Matrix Spike Duplicate | Lab ID: | QC1339644 | Batch: | 395101 |
|---|---|---|---|---|---|
| Matrix (Source ID): | Water (552787-001) | Method: | EPA 300.0 | Prep Method: | METHOD |

| QC1339644 Analyte | Result | Source Sample Result | Spiked | Units | Recovery | Qual | Limits | RPD | RPD Lim | DF |
|---|---|---|---|---|---|---|---|---|---|---|
| Fluoride | 20.60 | ND | 20.00 | mg/L | 103% | | 80-129 | 1 | 21 | 1 |
| Chloride | 139.3 | 35.57 | 100.0 | mg/L | 104% | | 80-123 | 1 | 20 | 1 |
| Nitrogen, Nitrite | 9.540 | 0.01441 | 9.134 | mg/L | 104% | | 80-122 | 0 | 21 | 1 |
| Bromide | 15.26 | 0.4253 | 15.00 | mg/L | 99% | | 80-121 | 0 | 20 | 1 |
| Nitrogen, Nitrate | 9.080 | 0.1175 | 9.036 | mg/L | 99% | | 80-123 | 0 | 20 | 1 |
| Sulfate | 66.75 | 15.81 | 50.00 | mg/L | 102% | | 79-124 | 1 | 20 | 1 |

| Type: | Matrix Spike | Lab ID: | QC1339645 | Batch: | 395101 |
|---|---|---|---|---|---|
| Matrix (Source ID): | Water (552835-001) | Method: | EPA 300.0 | Prep Method: | METHOD |

| QC1339645 Analyte | Result | Source Sample Result | Spiked | Units | Recovery | Qual | Limits | DF |
|---|---|---|---|---|---|---|---|---|
| Fluoride | 21.02 | 0.3183 | 20.00 | mg/L | 103% | | 80-129 | 1 |
| Chloride | 138.4 | 36.44 | 100.0 | mg/L | 102% | | 80-123 | 1 |
| Nitrogen, Nitrite | 9.477 | 0.06047 | 9.134 | mg/L | 103% | | 80-122 | 1 |
| Bromide | 15.06 | 0.2270 | 15.00 | mg/L | 99% | | 80-121 | 1 |
| Nitrogen, Nitrate | 11.07 | 2.012 | 9.036 | mg/L | 100% | | 80-123 | 1 |
| Sulfate | 201.7 | 169.7 | 50.00 | mg/L | 64% | E,* | 79-124 | 1 |

| Type: | Matrix Spike Duplicate | Lab ID: | QC1339646 | Batch: | 395101 |
|---|---|---|---|---|---|
| Matrix (Source ID): | Water (552835-001) | Method: | EPA 300.0 | Prep Method: | METHOD |

| QC1339646 Analyte | Result | Source Sample Result | Spiked | Units | Recovery | Qual | Limits | RPD | RPD Lim | DF |
|---|---|---|---|---|---|---|---|---|---|---|
| Fluoride | 21.05 | 0.3183 | 20.00 | mg/L | 104% | | 80-129 | 0 | 21 | 1 |
| Chloride | 138.6 | 36.44 | 100.0 | mg/L | 102% | | 80-123 | 0 | 20 | 1 |
| Nitrogen, Nitrite | 9.510 | 0.06047 | 9.134 | mg/L | 103% | | 80-122 | 0 | 21 | 1 |
| Bromide | 15.09 | 0.2270 | 15.00 | mg/L | 99% | | 80-121 | 0 | 20 | 1 |
| Nitrogen, Nitrate | 11.08 | 2.012 | 9.036 | mg/L | 100% | | 80-123 | 0 | 20 | 1 |
| Sulfate | 201.6 | 169.7 | 50.00 | mg/L | 64% | E,* | 79-124 | | 20 | 1 |

ENTHALPY ANALYTICAL

# Batch QC

| | | | | | |
|---|---|---|---|---|---|
| **Type:** | Lab Control Sample | **Lab ID:** | QC1339494 | **Batch:** | 395042 |
| **Matrix:** | Water | **Method:** | EPA 350.1 | **Prep Method:** | METHOD |

| QC1339494 Analyte | Result | Spiked | Units | Recovery | Qual | Limits |
|---|---|---|---|---|---|---|
| Ammonia-N | 0.9088 | 1.000 | mg/L | 91% | | 90-110 |

| | | | | | |
|---|---|---|---|---|---|
| **Type:** | Matrix Spike | **Lab ID:** | QC1339495 | **Batch:** | 395042 |
| **Matrix (Source ID):** | Drinking Water (552441-001) | **Method:** | EPA 350.1 | **Prep Method:** | METHOD |

| QC1339495 Analyte | Result | Source Sample Result | Spiked | Units | Recovery | Qual | Limits | DF |
|---|---|---|---|---|---|---|---|---|
| Ammonia-N | 1.308 | 0.2543 | 1.000 | mg/L | 105% | | 90-110 | 1 |

| | | | | | |
|---|---|---|---|---|---|
| **Type:** | Matrix Spike Duplicate | **Lab ID:** | QC1339496 | **Batch:** | 395042 |
| **Matrix (Source ID):** | Drinking Water (552441-001) | **Method:** | EPA 350.1 | **Prep Method:** | METHOD |

| QC1339496 Analyte | Result | Source Sample Result | Spiked | Units | Recovery | Qual | Limits | RPD | RPD Lim | DF |
|---|---|---|---|---|---|---|---|---|---|---|
| Ammonia-N | 1.109 | 0.2543 | 1.000 | mg/L | 85% | * | 90-110 | 16 | 20 | 1 |

| | | | | | |
|---|---|---|---|---|---|
| **Type:** | Blank | **Lab ID:** | QC1339497 | **Batch:** | 395042 |
| **Matrix:** | Water | **Method:** | EPA 350.1 | **Prep Method:** | METHOD |

| QC1339497 Analyte | Result | Qual | Units | RL | MDL | Prepared | Analyzed |
|---|---|---|---|---|---|---|---|
| Ammonia-N | ND | | mg/L | 0.10 | 0.068 | 02/11/26 | 02/11/26 |

| | | | | | |
|---|---|---|---|---|---|
| **Type:** | Blank | **Lab ID:** | QC1339733 | **Batch:** | 395122 |
| **Matrix:** | Water | **Method:** | EPA 420.1 | **Prep Method:** | METHOD |

| QC1339733 Analyte | Result | Qual | Units | RL | MDL | Prepared | Analyzed |
|---|---|---|---|---|---|---|---|
| Total Phenolics | ND | | mg/L | 0.010 | 0.0056 | 02/11/26 | 02/12/26 |

| | | | | | |
|---|---|---|---|---|---|
| **Type:** | Lab Control Sample | **Lab ID:** | QC1339734 | **Batch:** | 395122 |
| **Matrix:** | Water | **Method:** | EPA 420.1 | **Prep Method:** | METHOD |

| QC1339734 Analyte | Result | Spiked | Units | Recovery | Qual | Limits |
|---|---|---|---|---|---|---|
| Total Phenolics | 0.07300 | 0.08000 | mg/L | 91% | | 80-120 |

| | | | | | |
|---|---|---|---|---|---|
| **Type:** | Lab Control Sample Duplicate | **Lab ID:** | QC1339735 | **Batch:** | 395122 |
| **Matrix:** | Water | **Method:** | EPA 420.1 | **Prep Method:** | METHOD |

| QC1339735 Analyte | Result | Spiked | Units | Recovery | Qual | Limits | RPD | RPD Lim |
|---|---|---|---|---|---|---|---|---|
| Total Phenolics | 0.07800 | 0.08000 | mg/L | 98% | | 80-120 | 7 | 20 |

ENTHALPY ANALYTICAL

# Batch QC

| Type: Blank | Lab ID: QC1339752 | Batch: 395126 |
|---|---|---|
| Matrix: Water | | |

| QC1339752 Analyte | Result | Qual | Units | RL | MDL | Prepared | Analyzed |
|---|---|---|---|---|---|---|---|
| Method: EPA 625.1<br>Prep Method: EPA 3510C | | | | | | | |
| a-Terpineol | ND | | ug/L | 10 | 2.1 | 02/11/26 | 02/12/26 |
| Benzoic acid | ND | | ug/L | 50 | 11 | 02/11/26 | 02/11/26 |
| 2-Methylphenol | ND | | ug/L | 10 | 3.2 | 02/11/26 | 02/11/26 |
| Pyridine | ND | | ug/L | 10 | 2.8 | 02/11/26 | 02/11/26 |
| Phenol | ND | | ug/L | 10 | 2.1 | 02/11/26 | 02/11/26 |
| Naphthalene | ND | | ug/L | 10 | 3.6 | 02/11/26 | 02/11/26 |
| 3-,4-Methylphenol | ND | | ug/L | 10 | 3.0 | 02/11/26 | 02/11/26 |
| Cresol | ND | | ug/L | 10 | | 02/11/26 | 02/11/26 |
| **Surrogates** | | | | **Limits** | | | |
| 2-Fluorophenol | 39% | | %REC | 36-95 | | 02/11/26 | 02/11/26 |
| Phenol-d6 | 27% | * | %REC | 28-82 | | 02/11/26 | 02/11/26 |
| 2,4,6-Tribromophenol | 74% | | %REC | 61-140 | | 02/11/26 | 02/11/26 |
| Nitrobenzene-d5 | 65% | | %REC | 48-123 | | 02/11/26 | 02/11/26 |
| 2-Fluorobiphenyl | 61% | | %REC | 51-105 | | 02/11/26 | 02/11/26 |
| Terphenyl-d14 | 83% | | %REC | 65-117 | | 02/11/26 | 02/11/26 |
| Method: EPA 8270E<br>Prep Method: EPA 3510C | | | | | | | |
| Carbazole | ND | | ug/L | 10 | 2.8 | 02/11/26 | 02/11/26 |
| N-Nitrosodimethylamine | ND | | ug/L | 10 | 2.9 | 02/11/26 | 02/11/26 |
| Aniline | ND | | ug/L | 10 | 2.8 | 02/11/26 | 02/11/26 |
| bis(2-Chloroethyl)ether | ND | | ug/L | 25 | 3.7 | 02/11/26 | 02/11/26 |
| 2-Chlorophenol | ND | | ug/L | 10 | 3.6 | 02/11/26 | 02/11/26 |
| 1,3-Dichlorobenzene | ND | | ug/L | 10 | 3.3 | 02/11/26 | 02/11/26 |
| 1,4-Dichlorobenzene | ND | | ug/L | 10 | 3.4 | 02/11/26 | 02/11/26 |
| Benzyl alcohol | ND | | ug/L | 25 | 5.8 | 02/11/26 | 02/11/26 |
| 1,2-Dichlorobenzene | ND | | ug/L | 10 | 3.3 | 02/11/26 | 02/11/26 |
| bis(2-Chloroisopropyl) ether | ND | | ug/L | 10 | 3.8 | 02/11/26 | 02/11/26 |
| N-Nitroso-di-n-propylamine | ND | | ug/L | 10 | 3.9 | 02/11/26 | 02/11/26 |
| Hexachloroethane | ND | | ug/L | 10 | 3.0 | 02/11/26 | 02/11/26 |
| Nitrobenzene | ND | | ug/L | 25 | 8.4 | 02/11/26 | 02/11/26 |
| Isophorone | ND | | ug/L | 10 | 3.7 | 02/11/26 | 02/11/26 |
| 2-Nitrophenol | ND | | ug/L | 10 | 5.4 | 02/11/26 | 02/11/26 |
| 2,4-Dimethylphenol | ND | | ug/L | 10 | 3.2 | 02/11/26 | 02/11/26 |
| bis(2-Chloroethoxy)methane | ND | | ug/L | 10 | 3.7 | 02/11/26 | 02/11/26 |
| 2,4-Dichlorophenol | ND | | ug/L | 10 | 3.7 | 02/11/26 | 02/11/26 |
| 1,2,4-Trichlorobenzene | ND | | ug/L | 10 | 3.4 | 02/11/26 | 02/11/26 |
| 4-Chloroaniline | ND | | ug/L | 10 | 3.1 | 02/11/26 | 02/11/26 |
| Hexachlorobutadiene | ND | | ug/L | 10 | 2.2 | 02/11/26 | 02/11/26 |
| 4-Chloro-3-methylphenol | ND | | ug/L | 10 | 3.6 | 02/11/26 | 02/11/26 |
| 2-Methylnaphthalene | ND | | ug/L | 10 | 3.4 | 02/11/26 | 02/11/26 |
| Hexachlorocyclopentadiene | ND | | ug/L | 25 | 7.8 | 02/11/26 | 02/11/26 |
| 2,4,6-Trichlorophenol | ND | | ug/L | 10 | 4.1 | 02/11/26 | 02/11/26 |
| 2,4,5-Trichlorophenol | ND | | ug/L | 10 | 3.7 | 02/11/26 | 02/11/26 |
| 2-Chloronaphthalene | ND | | ug/L | 10 | 3.4 | 02/11/26 | 02/11/26 |
| 2-Nitroaniline | ND | | ug/L | 50 | 4.3 | 02/11/26 | 02/11/26 |

ENTHALPY ANALYTICAL

## Batch QC

| QC1339752 Analyte | Result | Qual | Units | RL | MDL | Prepared | Analyzed |
|---|---|---|---|---|---|---|---|
| Dimethylphthalate | ND | | ug/L | 10 | 3.4 | 02/11/26 | 02/11/26 |
| Acenaphthylene | ND | | ug/L | 10 | 3.9 | 02/11/26 | 02/11/26 |
| 2,6-Dinitrotoluene | ND | | ug/L | 10 | 4.4 | 02/11/26 | 02/11/26 |
| 3-Nitroaniline | ND | | ug/L | 10 | 4.0 | 02/11/26 | 02/11/26 |
| Acenaphthene | ND | | ug/L | 10 | 3.2 | 02/11/26 | 02/11/26 |
| 2,4-Dinitrophenol | ND | | ug/L | 50 | 15 | 02/11/26 | 02/11/26 |
| 4-Nitrophenol | ND | | ug/L | 50 | 8.5 | 02/11/26 | 02/11/26 |
| Dibenzofuran | ND | | ug/L | 10 | 3.2 | 02/11/26 | 02/11/26 |
| 2,4-Dinitrotoluene | ND | | ug/L | 10 | 4.3 | 02/11/26 | 02/11/26 |
| Diethylphthalate | ND | | ug/L | 10 | 2.9 | 02/11/26 | 02/11/26 |
| Fluorene | ND | | ug/L | 10 | 3.1 | 02/11/26 | 02/11/26 |
| 4-Chlorophenyl-phenylether | ND | | ug/L | 10 | 3.1 | 02/11/26 | 02/11/26 |
| 4-Nitroaniline | ND | | ug/L | 10 | 3.3 | 02/11/26 | 02/11/26 |
| 4,6-Dinitro-2-methylphenol | ND | | ug/L | 50 | 17 | 02/11/26 | 02/11/26 |
| N-Nitrosodiphenylamine | ND | | ug/L | 10 | 4.0 | 02/11/26 | 02/11/26 |
| 1,2-diphenylhydrazine (as azobenzene) | ND | | ug/L | 10 | 2.9 | 02/11/26 | 02/11/26 |
| 4-Bromophenyl-phenylether | ND | | ug/L | 10 | 3.3 | 02/11/26 | 02/11/26 |
| Hexachlorobenzene | ND | | ug/L | 10 | 3.0 | 02/11/26 | 02/11/26 |
| Pentachlorophenol | ND | | ug/L | 25 | 5.7 | 02/11/26 | 02/11/26 |
| Phenanthrene | ND | | ug/L | 10 | 2.9 | 02/11/26 | 02/11/26 |
| Anthracene | ND | | ug/L | 10 | 2.8 | 02/11/26 | 02/11/26 |
| Di-n-butylphthalate | ND | | ug/L | 10 | 3.0 | 02/11/26 | 02/11/26 |
| Fluoranthene | ND | | ug/L | 10 | 2.8 | 02/11/26 | 02/11/26 |
| Benzidine | ND | | ug/L | 50 | 19 | 02/11/26 | 02/11/26 |
| Pyrene | ND | | ug/L | 10 | 2.7 | 02/11/26 | 02/11/26 |
| Butylbenzylphthalate | ND | | ug/L | 10 | 3.6 | 02/11/26 | 02/11/26 |
| 3,3'-Dichlorobenzidine | ND | | ug/L | 25 | 5.2 | 02/11/26 | 02/11/26 |
| Benzo(a)anthracene | ND | | ug/L | 10 | 2.4 | 02/11/26 | 02/11/26 |
| Chrysene | ND | | ug/L | 10 | 2.5 | 02/11/26 | 02/11/26 |
| bis(2-Ethylhexyl)phthalate | ND | | ug/L | 10 | 3.3 | 02/11/26 | 02/11/26 |
| Di-n-octylphthalate | ND | | ug/L | 10 | 4.7 | 02/11/26 | 02/11/26 |
| Benzo(b)fluoranthene | ND | | ug/L | 10 | 3.0 | 02/11/26 | 02/11/26 |
| Benzo(k)fluoranthene | ND | | ug/L | 10 | 3.1 | 02/11/26 | 02/11/26 |
| Benzo(a)pyrene | ND | | ug/L | 10 | 3.1 | 02/11/26 | 02/11/26 |
| Indeno(1,2,3-cd)pyrene | ND | | ug/L | 10 | 4.2 | 02/11/26 | 02/11/26 |
| Dibenz(a,h)anthracene | ND | | ug/L | 10 | 4.2 | 02/11/26 | 02/11/26 |
| Benzo(g,h,i)perylene | ND | | ug/L | 10 | 4.1 | 02/11/26 | 02/11/26 |
| **Surrogates** | | | | **Limits** | | | |
| 2-Fluorophenol | 39% | | %REC | 15-120 | | 02/11/26 | 02/11/26 |
| Phenol-d6 | 27% | | %REC | 15-120 | | 02/11/26 | 02/11/26 |
| 2,4,6-Tribromophenol | 74% | | %REC | 15-140 | | 02/11/26 | 02/11/26 |
| Nitrobenzene-d5 | 65% | | %REC | 15-123 | | 02/11/26 | 02/11/26 |
| 2-Fluorobiphenyl | 61% | | %REC | 15-120 | | 02/11/26 | 02/11/26 |
| Terphenyl-d14 | 83% | | %REC | 15-120 | | 02/11/26 | 02/11/26 |

ENTHALPY ANALYTICAL

# Batch QC

| Type: Lab Control Sample | Lab ID: QC1339753 | Batch: 395126 |
|---|---|---|
| Matrix: Water | | |

| QC1339753 Analyte | Result | Spiked | Units | Recovery | Qual | Limits |
|---|---|---|---|---|---|---|
| Method: EPA 625.1<br>Prep Method: EPA 3510C | | | | | | |
| 2-Methylphenol | 56.59 | 75.00 | ug/L | 75% | | 44-120 |
| Pyridine | 34.56 | 75.00 | ug/L | 46% | | 13-120 |
| Phenol | 27.13 | 75.00 | ug/L | 36% | | 10-85 |
| Naphthalene | 61.73 | 75.00 | ug/L | 82% | | 23-133 |
| 3-,4-Methylphenol | 52.87 | 75.00 | ug/L | 70% | | 40-120 |
| **Surrogates** | | | | | | |
| 2-Fluorophenol | 21.21 | 40.00 | ug/L | 53% | | 36-95 |
| Phenol-d6 | 14.34 | 40.00 | ug/L | 36% | | 28-82 |
| 2,4,6-Tribromophenol | 42.71 | 40.00 | ug/L | 107% | | 61-140 |
| Nitrobenzene-d5 | 34.04 | 40.00 | ug/L | 85% | | 48-123 |
| 2-Fluorobiphenyl | 31.57 | 40.00 | ug/L | 79% | | 51-105 |
| Terphenyl-d14 | 34.82 | 40.00 | ug/L | 87% | | 65-117 |
| Method: EPA 8270E<br>Prep Method: EPA 3510C | | | | | | |
| Phenol | 27.13 | 75.00 | ug/L | 36% | | 14-120 |
| 2-Chlorophenol | 60.54 | 75.00 | ug/L | 81% | | 46-120 |
| 1,4-Dichlorobenzene | 58.51 | 75.00 | ug/L | 78% | | 42-120 |
| 3-,4-Methylphenol | 52.87 | 75.00 | ug/L | 70% | | 40-120 |
| N-Nitroso-di-n-propylamine | 62.19 | 75.00 | ug/L | 83% | | 54-121 |
| 2,4-Dimethylphenol | 67.12 | 75.00 | ug/L | 89% | | 48-120 |
| 1,2,4-Trichlorobenzene | 60.57 | 75.00 | ug/L | 81% | | 45-120 |
| 4-Chloro-3-methylphenol | 67.76 | 75.00 | ug/L | 90% | | 60-121 |
| 2,4,5-Trichlorophenol | 72.09 | 75.00 | ug/L | 96% | | 62-124 |
| Acenaphthene | 64.67 | 75.00 | ug/L | 86% | | 56-120 |
| 4-Nitrophenol | 32.15 | 75.00 | ug/L | 43% | | 17-120 |
| 2,4-Dinitrotoluene | 74.51 | 75.00 | ug/L | 99% | | 69-127 |
| Pentachlorophenol | 78.73 | 75.00 | ug/L | 105% | | 51-120 |
| Pyrene | 70.66 | 75.00 | ug/L | 94% | | 68-123 |
| Chrysene | 69.08 | 75.00 | ug/L | 92% | | 66-120 |
| Benzo(b)fluoranthene | 70.50 | 75.00 | ug/L | 94% | | 67-120 |
| **Surrogates** | | | | | | |
| 2-Fluorophenol | 21.21 | 40.00 | ug/L | 53% | | 15-120 |
| Phenol-d6 | 14.34 | 40.00 | ug/L | 36% | | 15-120 |
| 2,4,6-Tribromophenol | 42.71 | 40.00 | ug/L | 107% | | 15-140 |
| Nitrobenzene-d5 | 34.04 | 40.00 | ug/L | 85% | | 15-123 |
| 2-Fluorobiphenyl | 31.57 | 40.00 | ug/L | 79% | | 15-120 |
| Terphenyl-d14 | 34.82 | 40.00 | ug/L | 87% | | 15-120 |

ENTHALPY ANALYTICAL

# Batch QC

**Type:** Lab Control Sample Duplicate **Lab ID:** QC1339754 **Batch:** 395126
**Matrix:** Water

| QC1339754 Analyte | Result | Spiked | Units | Recovery | Qual | Limits | RPD | RPD Lim |
|---|---|---|---|---|---|---|---|---|
| Method: EPA 625.1<br>Prep Method: EPA 3510C | | | | | | | | |
| 2-Methylphenol | 58.26 | 75.00 | ug/L | 78% | | 44-120 | 3 | 51 |
| Pyridine | 35.20 | 75.00 | ug/L | 47% | | 13-120 | 2 | 62 |
| Phenol | 28.06 | 75.00 | ug/L | 37% | | 10-85 | 3 | 52 |
| Naphthalene | 63.05 | 75.00 | ug/L | 84% | | 23-133 | 2 | 50 |
| 3-,4-Methylphenol | 54.46 | 75.00 | ug/L | 73% | | 40-120 | 3 | 51 |
| **Surrogates** | | | | | | | | |
| 2-Fluorophenol | 22.06 | 40.00 | ug/L | 55% | | 36-95 | | |
| Phenol-d6 | 14.95 | 40.00 | ug/L | 37% | | 28-82 | | |
| 2,4,6-Tribromophenol | 43.24 | 40.00 | ug/L | 108% | | 61-140 | | |
| Nitrobenzene-d5 | 35.89 | 40.00 | ug/L | 90% | | 48-123 | | |
| 2-Fluorobiphenyl | 32.34 | 40.00 | ug/L | 81% | | 51-105 | | |
| Terphenyl-d14 | 35.29 | 40.00 | ug/L | 88% | | 65-117 | | |
| Method: EPA 8270E<br>Prep Method: EPA 3510C | | | | | | | | |
| Phenol | 28.06 | 75.00 | ug/L | 37% | | 14-120 | 3 | 52 |
| 2-Chlorophenol | 62.38 | 75.00 | ug/L | 83% | | 46-120 | 3 | 52 |
| 1,4-Dichlorobenzene | 59.97 | 75.00 | ug/L | 80% | | 42-120 | 2 | 53 |
| 3-,4-Methylphenol | 54.46 | 75.00 | ug/L | 73% | | 40-120 | 3 | 51 |
| N-Nitroso-di-n-propylamine | 64.48 | 75.00 | ug/L | 86% | | 54-121 | 4 | 52 |
| 2,4-Dimethylphenol | 69.74 | 75.00 | ug/L | 93% | | 48-120 | 4 | 52 |
| 1,2,4-Trichlorobenzene | 63.12 | 75.00 | ug/L | 84% | | 45-120 | 4 | 54 |
| 4-Chloro-3-methylphenol | 69.27 | 75.00 | ug/L | 92% | | 60-121 | 2 | 47 |
| 2,4,5-Trichlorophenol | 74.67 | 75.00 | ug/L | 100% | | 62-124 | 4 | 46 |
| Acenaphthene | 65.83 | 75.00 | ug/L | 88% | | 56-120 | 2 | 46 |
| 4-Nitrophenol | 32.91 | 75.00 | ug/L | 44% | | 17-120 | 2 | 44 |
| 2,4-Dinitrotoluene | 76.41 | 75.00 | ug/L | 102% | | 69-127 | 3 | 40 |
| Pentachlorophenol | 81.85 | 75.00 | ug/L | 109% | | 51-120 | 4 | 42 |
| Pyrene | 71.16 | 75.00 | ug/L | 95% | | 68-123 | 1 | 39 |
| Chrysene | 69.58 | 75.00 | ug/L | 93% | | 66-120 | 1 | 38 |
| Benzo(b)fluoranthene | 68.84 | 75.00 | ug/L | 92% | | 67-120 | 2 | 39 |
| **Surrogates** | | | | | | | | |
| 2-Fluorophenol | 22.06 | 40.00 | ug/L | 55% | | 15-120 | | |
| Phenol-d6 | 14.95 | 40.00 | ug/L | 37% | | 15-120 | | |
| 2,4,6-Tribromophenol | 43.24 | 40.00 | ug/L | 108% | | 15-140 | | |
| Nitrobenzene-d5 | 35.89 | 40.00 | ug/L | 90% | | 15-123 | | |
| 2-Fluorobiphenyl | 32.34 | 40.00 | ug/L | 81% | | 15-120 | | |
| Terphenyl-d14 | 35.29 | 40.00 | ug/L | 88% | | 15-120 | | |

ENTHALPY ANALYTICAL

# Batch QC

| Type: Blank | Lab ID: QC1339704 | Batch: 395031 |
|---|---|---|
| Matrix: Water | | |

| QC1339704 Analyte | Result | Qual | Units | RL | MDL | Prepared | Analyzed |
|---|---|---|---|---|---|---|---|
| Method: EPA 8081A<br>Prep Method: EPA 3510C | | | | | | | |
| alpha-BHC | ND | | ug/L | 0.05 | 0.02 | 02/11/26 | 02/11/26 |
| beta-BHC | ND | | ug/L | 0.05 | 0.01 | 02/11/26 | 02/11/26 |
| gamma-BHC | ND | | ug/L | 0.05 | 0.01 | 02/11/26 | 02/11/26 |
| delta-BHC | ND | | ug/L | 0.05 | 0.01 | 02/11/26 | 02/11/26 |
| Heptachlor | ND | | ug/L | 0.05 | 0.01 | 02/11/26 | 02/11/26 |
| Aldrin | ND | | ug/L | 0.05 | 0.01 | 02/11/26 | 02/11/26 |
| Heptachlor epoxide | ND | | ug/L | 0.05 | 0.01 | 02/11/26 | 02/11/26 |
| Endosulfan I | ND | | ug/L | 0.05 | 0.01 | 02/11/26 | 02/11/26 |
| Dieldrin | ND | | ug/L | 0.1 | 0.01 | 02/11/26 | 02/11/26 |
| 4,4'-DDE | ND | | ug/L | 0.1 | 0.01 | 02/11/26 | 02/11/26 |
| Endrin | ND | | ug/L | 0.1 | 0.01 | 02/11/26 | 02/11/26 |
| Endosulfan II | ND | | ug/L | 0.1 | 0.02 | 02/11/26 | 02/11/26 |
| Endosulfan sulfate | ND | | ug/L | 0.1 | 0.02 | 02/11/26 | 02/11/26 |
| 4,4'-DDD | ND | | ug/L | 0.1 | 0.02 | 02/11/26 | 02/11/26 |
| Endrin aldehyde | ND | | ug/L | 0.1 | 0.03 | 02/11/26 | 02/11/26 |
| Endrin ketone | ND | | ug/L | 0.1 | 0.03 | 02/11/26 | 02/11/26 |
| 4,4'-DDT | ND | | ug/L | 0.1 | 0.08 | 02/11/26 | 02/11/26 |
| Methoxychlor | ND | | ug/L | 0.1 | 0.04 | 02/11/26 | 02/11/26 |
| Toxaphene | ND | | ug/L | 2.0 | 0.6 | 02/11/26 | 02/11/26 |
| Chlordane (Technical) | ND | | ug/L | 1.0 | 0.2 | 02/11/26 | 02/11/26 |
| **Surrogates** | | | | **Limits** | | | |
| TCMX | 71% | | %REC | 29-120 | | 02/11/26 | 02/11/26 |
| Decachlorobiphenyl | 93% | | %REC | 33-132 | | 02/11/26 | 02/11/26 |
| Method: EPA 8082<br>Prep Method: EPA 3510C | | | | | | | |
| Aroclor-1016 | ND | | ug/L | 0.50 | 0.30 | 02/11/26 | 02/11/26 |
| Aroclor-1221 | ND | | ug/L | 0.50 | 0.47 | 02/11/26 | 02/11/26 |
| Aroclor-1232 | ND | | ug/L | 0.50 | 0.27 | 02/11/26 | 02/11/26 |
| Aroclor-1242 | ND | | ug/L | 0.50 | 0.29 | 02/11/26 | 02/11/26 |
| Aroclor-1248 | ND | | ug/L | 0.50 | 0.24 | 02/11/26 | 02/11/26 |
| Aroclor-1254 | ND | | ug/L | 0.50 | 0.27 | 02/11/26 | 02/11/26 |
| Aroclor-1260 | ND | | ug/L | 0.50 | 0.33 | 02/11/26 | 02/11/26 |
| Aroclor-1262 | ND | | ug/L | 0.50 | 0.29 | 02/11/26 | 02/11/26 |
| Aroclor-1268 | ND | | ug/L | 0.50 | 0.26 | 02/11/26 | 02/11/26 |
| **Surrogates** | | | | **Limits** | | | |
| Decachlorobiphenyl (PCB) | 83% | | %REC | 28-138 | | 02/11/26 | 02/11/26 |

ENTHALPY ANALYTICAL

# Batch QC

| | | | | | |
|---|---|---|---|---|---|
| **Type:** | **Lab Control Sample** | **Lab ID:** | **QC1339705** | **Batch:** | **395031** |
| **Matrix:** | **Water** | **Method:** | **EPA 8081A** | **Prep Method:** | **EPA 3510C** |

| QC1339705 Analyte | Result | Spiked | Units | Recovery | Qual | Limits |
|---|---|---|---|---|---|---|
| alpha-BHC | 0.4533 | 0.5000 | ug/L | 91% | | 66-121 |
| beta-BHC | 0.4695 | 0.5000 | ug/L | 94% | | 73-120 |
| gamma-BHC | 0.4729 | 0.5000 | ug/L | 95% | | 68-125 |
| delta-BHC | 0.4928 | 0.5000 | ug/L | 99% | | 68-131 |
| Heptachlor | 0.4562 | 0.5000 | ug/L | 91% | | 63-120 |
| Aldrin | 0.4304 | 0.5000 | ug/L | 86% | | 56-120 |
| Heptachlor epoxide | 0.4365 | 0.5000 | ug/L | 87% | | 65-120 |
| Endosulfan I | 0.4635 | 0.5000 | ug/L | 93% | | 68-124 |
| Dieldrin | 0.4662 | 0.5000 | ug/L | 93% | | 66-124 |
| 4,4'-DDE | 0.4788 | 0.5000 | ug/L | 96% | | 67-131 |
| Endrin | 0.5082 | 0.5000 | ug/L | 102% | | 68-135 |
| Endosulfan II | 0.5020 | 0.5000 | ug/L | 100% | | 71-130 |
| Endosulfan sulfate | 0.5230 | 0.5000 | ug/L | 105% | | 68-128 |
| 4,4'-DDD | 0.4755 | 0.5000 | ug/L | 95% | | 65-130 |
| Endrin aldehyde | 0.4884 | 0.5000 | ug/L | 98% | | 67-124 |
| Endrin ketone | 0.6169 | 0.5000 | ug/L | 123% | | 69-137 |
| 4,4'-DDT | 0.4919 | 0.5000 | ug/L | 98% | | 65-136 |
| Methoxychlor | 0.5499 | 0.5000 | ug/L | 110% | | 69-150 |
| **Surrogates** | | | | | | |
| TCMX | 0.3610 | 0.5000 | ug/L | 72% | | 29-120 |
| Decachlorobiphenyl | 0.4765 | 0.5000 | ug/L | 95% | | 33-132 |

ENTHALPY ANALYTICAL

# Batch QC

| Type: | Lab Control Sample Duplicate | Lab ID: | QC1339706 | Batch: | 395031 |
|---|---|---|---|---|---|
| Matrix: | Water | Method: | EPA 8081A | Prep Method: | EPA 3510C |

| QC1339706 Analyte | Result | Spiked | Units | Recovery | Qual | Limits | RPD | RPD Lim |
|---|---|---|---|---|---|---|---|---|
| alpha-BHC | 0.4490 | 0.5000 | ug/L | 90% | | 66-121 | 1 | 20 |
| beta-BHC | 0.4431 | 0.5000 | ug/L | 89% | | 73-120 | 6 | 20 |
| gamma-BHC | 0.4652 | 0.5000 | ug/L | 93% | | 68-125 | 2 | 20 |
| delta-BHC | 0.4719 | 0.5000 | ug/L | 94% | | 68-131 | 4 | 20 |
| Heptachlor | 0.4423 | 0.5000 | ug/L | 88% | | 63-120 | 3 | 24 |
| Aldrin | 0.4100 | 0.5000 | ug/L | 82% | | 56-120 | 5 | 30 |
| Heptachlor epoxide | 0.4099 | 0.5000 | ug/L | 82% | | 65-120 | 6 | 20 |
| Endosulfan I | 0.4293 | 0.5000 | ug/L | 86% | | 68-124 | 8 | 20 |
| Dieldrin | 0.4288 | 0.5000 | ug/L | 86% | | 66-124 | 8 | 22 |
| 4,4'-DDE | 0.4305 | 0.5000 | ug/L | 86% | | 67-131 | 11 | 21 |
| Endrin | 0.4694 | 0.5000 | ug/L | 94% | | 68-135 | 8 | 20 |
| Endosulfan II | 0.4530 | 0.5000 | ug/L | 91% | | 71-130 | 10 | 21 |
| Endosulfan sulfate | 0.4824 | 0.5000 | ug/L | 96% | | 68-128 | 8 | 21 |
| 4,4'-DDD | 0.4355 | 0.5000 | ug/L | 87% | | 65-130 | 9 | 22 |
| Endrin aldehyde | 0.4419 | 0.5000 | ug/L | 88% | | 67-124 | 10 | 20 |
| Endrin ketone | 0.5605 | 0.5000 | ug/L | 112% | | 69-137 | 10 | 21 |
| 4,4'-DDT | 0.4492 | 0.5000 | ug/L | 90% | | 65-136 | 9 | 23 |
| Methoxychlor | 0.5031 | 0.5000 | ug/L | 101% | | 69-150 | 9 | 23 |
| **Surrogates** | | | | | | | | |
| TCMX | 0.3703 | 0.5000 | ug/L | 74% | | 29-120 | | |
| Decachlorobiphenyl | 0.4282 | 0.5000 | ug/L | 86% | | 33-132 | | |

| Type: | Lab Control Sample | Lab ID: | QC1339707 | Batch: | 395031 |
|---|---|---|---|---|---|
| Matrix: | Water | Method: | EPA 8082 | Prep Method: | EPA 3510C |

| QC1339707 Analyte | Result | Spiked | Units | Recovery | Qual | Limits |
|---|---|---|---|---|---|---|
| Aroclor-1016 | 4.610 | 5.000 | ug/L | 92% | | 69-120 |
| Aroclor-1260 | 5.111 | 5.000 | ug/L | 102% | | 72-124 |
| **Surrogates** | | | | | | |
| Decachlorobiphenyl (PCB) | 0.4522 | 0.5000 | ug/L | 90% | | 28-138 |

| Type: | Lab Control Sample Duplicate | Lab ID: | QC1339708 | Batch: | 395031 |
|---|---|---|---|---|---|
| Matrix: | Water | Method: | EPA 8082 | Prep Method: | EPA 3510C |

| QC1339708 Analyte | Result | Spiked | Units | Recovery | Qual | Limits | RPD | RPD Lim |
|---|---|---|---|---|---|---|---|---|
| Aroclor-1016 | 4.392 | 5.000 | ug/L | 88% | | 69-120 | 5 | 22 |
| Aroclor-1260 | 4.812 | 5.000 | ug/L | 96% | | 72-124 | 6 | 25 |
| **Surrogates** | | | | | | | | |
| Decachlorobiphenyl (PCB) | 0.4471 | 0.5000 | ug/L | 89% | | 28-138 | | |

ENTHALPY ANALYTICAL

# Batch QC

| Type: | Lab Control Sample | Lab ID: | QC1339454 | Batch: | 395035 |
|---|---|---|---|---|---|
| Matrix: | Water | Method: | EPA 8260B | Prep Method: | EPA 5030B |

| QC1339454 Analyte | Result | Spiked | Units | Recovery | Qual | Limits |
|---|---|---|---|---|---|---|
| 1,1-Dichloroethene | 46.02 | 50.00 | ug/L | 92% | | 69-128 |
| MTBE | 45.42 | 50.00 | ug/L | 91% | | 66-125 |
| Benzene | 44.73 | 50.00 | ug/L | 89% | | 76-121 |
| Trichloroethene | 47.86 | 50.00 | ug/L | 96% | | 76-124 |
| Toluene | 47.17 | 50.00 | ug/L | 94% | | 76-120 |
| Chlorobenzene | 46.75 | 50.00 | ug/L | 94% | | 78-120 |
| **Surrogates** | | | | | | |
| Dibromofluoromethane | 49.66 | 50.00 | ug/L | 99% | | 70-130 |
| 1,2-Dichloroethane-d4 | 48.38 | 50.00 | ug/L | 97% | | 70-130 |
| Toluene-d8 | 51.91 | 50.00 | ug/L | 104% | | 70-130 |
| Bromofluorobenzene | 38.85 | 50.00 | ug/L | 78% | | 70-130 |

| Type: | Lab Control Sample Duplicate | Lab ID: | QC1339455 | Batch: | 395035 |
|---|---|---|---|---|---|
| Matrix: | Water | Method: | EPA 8260B | Prep Method: | EPA 5030B |

| QC1339455 Analyte | Result | Spiked | Units | Recovery | Qual | Limits | RPD | RPD Lim |
|---|---|---|---|---|---|---|---|---|
| 1,1-Dichloroethene | 53.20 | 50.00 | ug/L | 106% | | 69-128 | 14 | 23 |
| MTBE | 52.72 | 50.00 | ug/L | 105% | | 66-125 | 15 | 22 |
| Benzene | 51.61 | 50.00 | ug/L | 103% | | 76-121 | 14 | 21 |
| Trichloroethene | 51.68 | 50.00 | ug/L | 103% | | 76-124 | 8 | 22 |
| Toluene | 51.21 | 50.00 | ug/L | 102% | | 76-120 | 8 | 21 |
| Chlorobenzene | 51.11 | 50.00 | ug/L | 102% | | 78-120 | 9 | 20 |
| **Surrogates** | | | | | | | | |
| Dibromofluoromethane | 49.78 | 50.00 | ug/L | 100% | | 70-130 | | |
| 1,2-Dichloroethane-d4 | 49.07 | 50.00 | ug/L | 98% | | 70-130 | | |
| Toluene-d8 | 49.47 | 50.00 | ug/L | 99% | | 70-130 | | |
| Bromofluorobenzene | 37.09 | 50.00 | ug/L | 74% | | 70-130 | | |

ENTHALPY ANALYTICAL

# Batch QC

| | | | | | |
|---|---|---|---|---|---|
| **Type:** | **Blank** | **Lab ID:** | **QC1339459** | **Batch:** | **395035** |
| **Matrix:** | **Water** | **Method:** | **EPA 8260B** | **Prep Method:** | **EPA 5030B** |

| QC1339459 Analyte | Result | Qual | Units | RL | MDL | Prepared | Analyzed |
|---|---|---|---|---|---|---|---|
| Carbon Disulfide | ND | | ug/L | 5.0 | 0.1 | 02/11/26 | 02/11/26 |
| Chloroprene | ND | | ug/L | 200 | 2.7 | 02/11/26 | 02/11/26 |
| 3-Chloropropene | ND | | ug/L | 5.0 | 0.2 | 02/11/26 | 02/11/26 |
| Ethyl methacrylate | ND | | ug/L | 50 | 3.9 | 02/11/26 | 02/11/26 |
| Ethanol | ND | | ug/L | 500 | 160 | 02/11/26 | 02/11/26 |
| 2-Hexanone | ND | | ug/L | 5.0 | 1.3 | 02/11/26 | 02/11/26 |
| Isopropanol (IPA) | ND | | ug/L | 200 | 96 | 02/11/26 | 02/11/26 |
| Methyl acrylonitrile | ND | | ug/L | 35 | 4.2 | 02/11/26 | 02/11/26 |
| Vinyl Acetate | ND | | ug/L | 50 | 3.2 | 02/11/26 | 02/11/26 |
| Acrolein | ND | | ug/L | 200 | 2.6 | 02/11/26 | 02/11/26 |
| Acrylonitrile | ND | | ug/L | 10 | 0.7 | 02/11/26 | 02/11/26 |
| Freon 12 | ND | | ug/L | 5.0 | 0.2 | 02/11/26 | 02/11/26 |
| Chloromethane | ND | | ug/L | 5.0 | 0.09 | 02/11/26 | 02/11/26 |
| Vinyl Chloride | ND | | ug/L | 5.0 | 0.1 | 02/11/26 | 02/11/26 |
| Bromomethane | ND | | ug/L | 5.0 | 0.1 | 02/11/26 | 02/11/26 |
| Chloroethane | ND | | ug/L | 5.0 | 0.1 | 02/11/26 | 02/11/26 |
| Trichlorofluoromethane | ND | | ug/L | 5.0 | 0.1 | 02/11/26 | 02/11/26 |
| Iodomethane | ND | | ug/L | 5.0 | | 02/11/26 | 02/11/26 |
| Acetone | ND | | ug/L | 100 | 14 | 02/11/26 | 02/11/26 |
| Freon 113 | ND | | ug/L | 5.0 | 0.1 | 02/11/26 | 02/11/26 |
| 1,1-Dichloroethene | ND | | ug/L | 5.0 | 0.1 | 02/11/26 | 02/11/26 |
| Methylene Chloride | ND | | ug/L | 10 | 0.2 | 02/11/26 | 02/11/26 |
| MTBE | ND | | ug/L | 5.0 | 0.1 | 02/11/26 | 02/11/26 |
| trans-1,2-Dichloroethene | ND | | ug/L | 5.0 | 0.1 | 02/11/26 | 02/11/26 |
| 1,1-Dichloroethane | ND | | ug/L | 5.0 | 0.09 | 02/11/26 | 02/11/26 |
| 2-Butanone | ND | | ug/L | 10 | 1.3 | 02/11/26 | 02/11/26 |
| cis-1,2-Dichloroethene | ND | | ug/L | 5.0 | 0.1 | 02/11/26 | 02/11/26 |
| 2,2-Dichloropropane | ND | | ug/L | 5.0 | 0.2 | 02/11/26 | 02/11/26 |
| Chloroform | ND | | ug/L | 5.0 | 0.08 | 02/11/26 | 02/11/26 |
| Bromochloromethane | ND | | ug/L | 5.0 | 0.1 | 02/11/26 | 02/11/26 |
| 1,1,1-Trichloroethane | ND | | ug/L | 5.0 | 0.1 | 02/11/26 | 02/11/26 |
| 1,1-Dichloropropene | ND | | ug/L | 5.0 | 0.1 | 02/11/26 | 02/11/26 |
| Carbon Tetrachloride | ND | | ug/L | 5.0 | 0.1 | 02/11/26 | 02/11/26 |
| 1,2-Dichloroethane | ND | | ug/L | 5.0 | 0.2 | 02/11/26 | 02/11/26 |
| Benzene | ND | | ug/L | 1.0 | 0.1 | 02/11/26 | 02/11/26 |
| Trichloroethene | ND | | ug/L | 5.0 | 0.1 | 02/11/26 | 02/11/26 |
| 1,2-Dichloropropane | ND | | ug/L | 5.0 | 0.09 | 02/11/26 | 02/11/26 |
| Bromodichloromethane | ND | | ug/L | 5.0 | 0.07 | 02/11/26 | 02/11/26 |
| Dibromomethane | ND | | ug/L | 5.0 | 0.1 | 02/11/26 | 02/11/26 |
| 4-Methyl-2-Pentanone | ND | | ug/L | 5.0 | 1.0 | 02/11/26 | 02/11/26 |
| cis-1,3-Dichloropropene | ND | | ug/L | 5.0 | 0.1 | 02/11/26 | 02/11/26 |
| Toluene | ND | | ug/L | 5.0 | 0.1 | 02/11/26 | 02/11/26 |
| trans-1,3-Dichloropropene | ND | | ug/L | 5.0 | 0.09 | 02/11/26 | 02/11/26 |
| 1,1,2-Trichloroethane | ND | | ug/L | 5.0 | 0.1 | 02/11/26 | 02/11/26 |
| 1,3-Dichloropropane | ND | | ug/L | 5.0 | 0.07 | 02/11/26 | 02/11/26 |
| Tetrachloroethene | ND | | ug/L | 5.0 | 0.2 | 02/11/26 | 02/11/26 |
| Dibromochloromethane | ND | | ug/L | 5.0 | 0.1 | 02/11/26 | 02/11/26 |

ENTHALPY ANALYTICAL

## Batch QC

| QC1339459 Analyte | Result | Qual | Units | RL | MDL | Prepared | Analyzed |
|---|---|---|---|---|---|---|---|
| 1,2-Dibromoethane | ND | | ug/L | 5.0 | 0.1 | 02/11/26 | 02/11/26 |
| Chlorobenzene | ND | | ug/L | 5.0 | 0.1 | 02/11/26 | 02/11/26 |
| 1,1,1,2-Tetrachloroethane | ND | | ug/L | 5.0 | 0.07 | 02/11/26 | 02/11/26 |
| Ethylbenzene | ND | | ug/L | 5.0 | 0.1 | 02/11/26 | 02/11/26 |
| m,p-Xylenes | ND | | ug/L | 5.0 | 0.2 | 02/11/26 | 02/11/26 |
| o-Xylene | ND | | ug/L | 5.0 | 0.1 | 02/11/26 | 02/11/26 |
| Styrene | ND | | ug/L | 5.0 | 0.1 | 02/11/26 | 02/11/26 |
| Bromoform | ND | | ug/L | 5.0 | 0.06 | 02/11/26 | 02/11/26 |
| Isopropylbenzene | ND | | ug/L | 5.0 | 0.1 | 02/11/26 | 02/11/26 |
| 1,1,2,2-Tetrachloroethane | ND | | ug/L | 5.0 | 0.1 | 02/11/26 | 02/11/26 |
| 1,2,3-Trichloropropane | ND | | ug/L | 5.0 | 0.3 | 02/11/26 | 02/11/26 |
| Propylbenzene | ND | | ug/L | 5.0 | 0.1 | 02/11/26 | 02/11/26 |
| Bromobenzene | ND | | ug/L | 5.0 | 0.1 | 02/11/26 | 02/11/26 |
| 1,3,5-Trimethylbenzene | ND | | ug/L | 5.0 | 0.1 | 02/11/26 | 02/11/26 |
| 2-Chlorotoluene | ND | | ug/L | 5.0 | 0.1 | 02/11/26 | 02/11/26 |
| 4-Chlorotoluene | ND | | ug/L | 5.0 | 0.2 | 02/11/26 | 02/11/26 |
| tert-Butylbenzene | ND | | ug/L | 5.0 | 0.1 | 02/11/26 | 02/11/26 |
| 1,2,4-Trimethylbenzene | ND | | ug/L | 5.0 | 0.1 | 02/11/26 | 02/11/26 |
| sec-Butylbenzene | ND | | ug/L | 5.0 | 0.2 | 02/11/26 | 02/11/26 |
| para-Isopropyl Toluene | ND | | ug/L | 5.0 | 0.2 | 02/11/26 | 02/11/26 |
| 1,3-Dichlorobenzene | ND | | ug/L | 5.0 | 0.1 | 02/11/26 | 02/11/26 |
| 1,4-Dichlorobenzene | ND | | ug/L | 5.0 | 0.2 | 02/11/26 | 02/11/26 |
| n-Butylbenzene | ND | | ug/L | 5.0 | 0.1 | 02/11/26 | 02/11/26 |
| 1,2-Dichlorobenzene | ND | | ug/L | 5.0 | 0.1 | 02/11/26 | 02/11/26 |
| 1,2-Dibromo-3-Chloropropane | ND | | ug/L | 5.0 | 0.6 | 02/11/26 | 02/11/26 |
| 1,2,4-Trichlorobenzene | ND | | ug/L | 5.0 | 0.3 | 02/11/26 | 02/11/26 |
| Hexachlorobutadiene | ND | | ug/L | 5.0 | 0.3 | 02/11/26 | 02/11/26 |
| 1,2,3-Trichlorobenzene | ND | | ug/L | 5.0 | 0.3 | 02/11/26 | 02/11/26 |
| cis-1,4-Dichloro-2-butene | ND | | ug/L | 5.0 | 0.3 | 02/11/26 | 02/11/26 |
| trans-1,4-Dichloro-2-butene | ND | | ug/L | 5.0 | 0.3 | 02/11/26 | 02/11/26 |
| Xylene (total) | ND | | ug/L | 5.0 | | 02/11/26 | 02/11/26 |
| **Surrogates** | | | | **Limits** | | | |
| Dibromofluoromethane | 98% | | %REC | 70-130 | | 02/11/26 | 02/11/26 |
| 1,2-Dichloroethane-d4 | 102% | | %REC | 70-130 | | 02/11/26 | 02/11/26 |
| Toluene-d8 | 97% | | %REC | 70-130 | | 02/11/26 | 02/11/26 |
| Bromofluorobenzene | 73% | | %REC | 70-130 | | 02/11/26 | 02/11/26 |

ENTHALPY ANALYTICAL

# Batch QC

| Type: | Matrix Spike | Lab ID: | QC1339509 | Batch: | 395035 |
|---|---|---|---|---|---|
| Matrix (Source ID): | Water (552615-001) | Method: | EPA 8260B | Prep Method: | EPA 5030B |

| QC1339509 Analyte | Result | Source Sample Result | Spiked | Units | Recovery | Qual | Limits | DF |
|---|---|---|---|---|---|---|---|---|
| 1,1-Dichloroethene | 18.15 | 0.1261 | 20.00 | ug/L | 90% | | 62-131 | 1 |
| MTBE | 18.90 | ND | 20.00 | ug/L | 94% | | 61-124 | 1 |
| Benzene | 17.98 | 0.2125 | 20.00 | ug/L | 89% | | 70-123 | 1 |
| Trichloroethene | 19.94 | 0.7930 | 20.00 | ug/L | 96% | | 65-131 | 1 |
| Toluene | 18.57 | 0.1972 | 20.00 | ug/L | 92% | | 69-120 | 1 |
| Chlorobenzene | 19.00 | ND | 20.00 | ug/L | 95% | | 72-121 | 1 |
| **Surrogates** | | | | | | | | |
| Dibromofluoromethane | 49.83 | | 50.00 | ug/L | 100% | | 70-130 | 1 |
| 1,2-Dichloroethane-d4 | 51.42 | | 50.00 | ug/L | 103% | | 70-130 | 1 |
| Toluene-d8 | 51.80 | | 50.00 | ug/L | 104% | | 70-130 | 1 |
| Bromofluorobenzene | 38.84 | | 50.00 | ug/L | 78% | | 70-130 | 1 |

| Type: | Matrix Spike Duplicate | Lab ID: | QC1339510 | Batch: | 395035 |
|---|---|---|---|---|---|
| Matrix (Source ID): | Water (552615-001) | Method: | EPA 8260B | Prep Method: | EPA 5030B |

| QC1339510 Analyte | Result | Source Sample Result | Spiked | Units | Recovery | Qual | Limits | RPD | RPD Lim | DF |
|---|---|---|---|---|---|---|---|---|---|---|
| 1,1-Dichloroethene | 20.18 | 0.1261 | 20.00 | ug/L | 100% | | 62-131 | 11 | 31 | 1 |
| MTBE | 20.44 | ND | 20.00 | ug/L | 102% | | 61-124 | 8 | 30 | 1 |
| Benzene | 20.02 | 0.2125 | 20.00 | ug/L | 99% | | 70-123 | 11 | 31 | 1 |
| Trichloroethene | 20.59 | 0.7930 | 20.00 | ug/L | 99% | | 65-131 | 3 | 31 | 1 |
| Toluene | 19.57 | 0.1972 | 20.00 | ug/L | 97% | | 69-120 | 5 | 29 | 1 |
| Chlorobenzene | 20.02 | ND | 20.00 | ug/L | 100% | | 72-121 | 5 | 29 | 1 |
| **Surrogates** | | | | | | | | | | |
| Dibromofluoromethane | 50.64 | | 50.00 | ug/L | 101% | | 70-130 | | | 1 |
| 1,2-Dichloroethane-d4 | 52.78 | | 50.00 | ug/L | 106% | | 70-130 | | | 1 |
| Toluene-d8 | 48.85 | | 50.00 | ug/L | 98% | | 70-130 | | | 1 |
| Bromofluorobenzene | 36.28 | | 50.00 | ug/L | 73% | | 70-130 | | | 1 |

| Type: | Blank | Lab ID: | QC1339677 | Batch: | 395110 |
|---|---|---|---|---|---|
| Matrix: | Water | Method: | EPA 8270C-SIM | Prep Method: | EPA 3535 |

| QC1339677 Analyte | Result | Qual | Units | RL | MDL | Prepared | Analyzed |
|---|---|---|---|---|---|---|---|
| 1,4-Dioxane | ND | | ug/L | 1.0 | 0.84 | 02/11/26 | 02/11/26 |
| **Surrogates** | | | | **Limits** | | | |
| 1,4-Dioxane-d8 (SUR) | 99% | | %REC | 80-120 | | 02/11/26 | 02/11/26 |

ENTHALPY ANALYTICAL

# Batch QC

| Type: | Lab Control Sample | Lab ID: | QC1339678 | Batch: | 395110 |
|---|---|---|---|---|---|
| Matrix: | Water | Method: | EPA 8270C-SIM | Prep Method: | EPA 3535 |

| QC1339678 Analyte | Result | Spiked | Units | Recovery | Qual | Limits |
|---|---|---|---|---|---|---|
| 1,4-Dioxane | 8.957 | 10.00 | ug/L | 90% | | 79-120 |
| **Surrogates** | | | | | | |
| 1,4-Dioxane-d8 (SUR) | 9.950 | 10.00 | ug/L | 100% | | 80-120 |

| Type: | Lab Control Sample Duplicate | Lab ID: | QC1339679 | Batch: | 395110 |
|---|---|---|---|---|---|
| Matrix: | Water | Method: | EPA 8270C-SIM | Prep Method: | EPA 3535 |

| QC1339679 Analyte | Result | Spiked | Units | Recovery | Qual | Limits | RPD | RPD Lim |
|---|---|---|---|---|---|---|---|---|
| 1,4-Dioxane | 9.356 | 10.00 | ug/L | 94% | | 79-120 | 4 | 20 |
| **Surrogates** | | | | | | | | |
| 1,4-Dioxane-d8 (SUR) | 10.04 | 10.00 | ug/L | 100% | | 80-120 | | |

| Type: | Blank | Lab ID: | QC1339722 | Batch: | 395115 |
|---|---|---|---|---|---|
| Matrix: | Water | Method: | SM 4500-CN-E | Prep Method: | METHOD |

| QC1339722 Analyte | Result | Qual | Units | RL | MDL | Prepared | Analyzed |
|---|---|---|---|---|---|---|---|
| Cyanide | ND | | mg/L | 0.0050 | 0.0017 | 02/11/26 | 02/12/26 |

| Type: | Lab Control Sample | Lab ID: | QC1339723 | Batch: | 395115 |
|---|---|---|---|---|---|
| Matrix: | Water | Method: | SM 4500-CN-E | Prep Method: | METHOD |

| QC1339723 Analyte | Result | Spiked | Units | Recovery | Qual | Limits |
|---|---|---|---|---|---|---|
| Cyanide | 0.1060 | 0.1000 | mg/L | 106% | | 85-115 |

| Type: | Matrix Spike | Lab ID: | QC1339771 | Batch: | 395115 |
|---|---|---|---|---|---|
| Matrix (Source ID): | Water (552399-001) | Method: | SM 4500-CN-E | Prep Method: | METHOD |

| QC1339771 Analyte | Result | Source Sample Result | Spiked | Units | Recovery | Qual | Limits | DF |
|---|---|---|---|---|---|---|---|---|
| Cyanide | 0.1039 | ND | 0.1000 | mg/L | 104% | | 80-120 | 0.5 |

| Type: | Matrix Spike Duplicate | Lab ID: | QC1339772 | Batch: | 395115 |
|---|---|---|---|---|---|
| Matrix (Source ID): | Water (552399-001) | Method: | SM 4500-CN-E | Prep Method: | METHOD |

| QC1339772 Analyte | Result | Source Sample Result | Spiked | Units | Recovery | Qual | Limits | RPD | RPD Lim | DF |
|---|---|---|---|---|---|---|---|---|---|---|
| Cyanide | 0.1058 | ND | 0.1000 | mg/L | 106% | | 80-120 | 2 | 20 | 0.5 |

ENTHALPY ANALYTICAL

# Batch QC

| Type: | Matrix Spike | Lab ID: | QC1339773 | Batch: | 395115 |
|---|---|---|---|---|---|
| Matrix (Source ID): | Water (552469-001) | Method: | SM 4500-CN-E | Prep Method: | METHOD |

| QC1339773 Analyte | Result | Source Sample Result | Spiked | Units | Recovery | Qual | Limits | DF |
|---|---|---|---|---|---|---|---|---|
| Cyanide | 0.09830 | ND | 0.1000 | mg/L | 98% | | 80-120 | 0.5 |

| Type: | Matrix Spike Duplicate | Lab ID: | QC1339774 | Batch: | 395115 |
|---|---|---|---|---|---|
| Matrix (Source ID): | Water (552469-001) | Method: | SM 4500-CN-E | Prep Method: | METHOD |

| QC1339774 Analyte | Result | Source Sample Result | Spiked | Units | Recovery | Qual | Limits | RPD | RPD Lim | DF |
|---|---|---|---|---|---|---|---|---|---|---|
| Cyanide | 0.09835 | ND | 0.1000 | mg/L | 98% | | 80-120 | 0 | 20 | 0.5 |

| Type: | Blank | Lab ID: | QC1339852 | Batch: | 395150 |
|---|---|---|---|---|---|
| Matrix: | Water | Method: | SM 4500-S2-D | Prep Method: | METHOD |

| QC1339852 Analyte | Result | Qual | Units | RL | MDL | Prepared | Analyzed |
|---|---|---|---|---|---|---|---|
| Sulfide | ND | | mg/L | 0.10 | | 02/11/26 | 02/11/26 |

| Type: | Lab Control Sample | Lab ID: | QC1339853 | Batch: | 395150 |
|---|---|---|---|---|---|
| Matrix: | Water | Method: | SM 4500-S2-D | Prep Method: | METHOD |

| QC1339853 Analyte | Result | Spiked | Units | Recovery | Qual | Limits |
|---|---|---|---|---|---|---|
| Sulfide | 0.9000 | 1.000 | mg/L | 90% | | 90-110 |

| Type: | Matrix Spike | Lab ID: | QC1339860 | Batch: | 395150 |
|---|---|---|---|---|---|
| Matrix (Source ID): | Water (552611-002) | Method: | SM 4500-S2-D | Prep Method: | METHOD |

| QC1339860 Analyte | Result | Source Sample Result | Spiked | Units | Recovery | Qual | Limits | DF |
|---|---|---|---|---|---|---|---|---|
| Sulfide | 0.9000 | ND | 1.000 | mg/L | 90% | | 80-120 | 1 |

| Type: | Matrix Spike Duplicate | Lab ID: | QC1339861 | Batch: | 395150 |
|---|---|---|---|---|---|
| Matrix (Source ID): | Water (552611-002) | Method: | SM 4500-S2-D | Prep Method: | METHOD |

| QC1339861 Analyte | Result | Source Sample Result | Spiked | Units | Recovery | Qual | Limits | RPD | RPD Lim | DF |
|---|---|---|---|---|---|---|---|---|---|---|
| Sulfide | 0.9000 | ND | 1.000 | mg/L | 90% | | 80-120 | 0 | 20 | 1 |

| Type: | Blank | Lab ID: | QC1339624 | Batch: | 395095 |
|---|---|---|---|---|---|
| Matrix: | Water | Method: | SM 5310B | Prep Method: | SM 5310B |

| QC1339624 Analyte | Result | Qual | Units | RL | MDL | Prepared | Analyzed |
|---|---|---|---|---|---|---|---|
| Total Organic Carbon | ND | | mg/L | 1.0 | 0.49 | 02/11/26 | 02/11/26 |

ENTHALPY ANALYTICAL

# Batch QC

| Type: Lab Control Sample | Lab ID: QC1339625 | Batch: 395095 |
|---|---|---|
| Matrix: Water | Method: SM 5310B | Prep Method: SM 5310B |

| QC1339625 Analyte | Result | Spiked | Units | Recovery | Qual | Limits |
|---|---|---|---|---|---|---|
| Total Organic Carbon | 23.32 | 25.00 | mg/L | 93% | | 85-115 |

| Type: Matrix Spike | Lab ID: QC1339626 | Batch: 395095 |
|---|---|---|
| Matrix (Source ID): Water (552695-002) | Method: SM 5310B | Prep Method: SM 5310B |

| QC1339626 Analyte | Result | Source Sample Result | Spiked | Units | Recovery | Qual | Limits | DF |
|---|---|---|---|---|---|---|---|---|
| Total Organic Carbon | 27.59 | 2.315 | 25.00 | mg/L | 101% | | 75-125 | 1 |

| Type: Matrix Spike Duplicate | Lab ID: QC1339627 | Batch: 395095 |
|---|---|---|
| Matrix (Source ID): Water (552695-002) | Method: SM 5310B | Prep Method: SM 5310B |

| QC1339627 Analyte | Result | Source Sample Result | Spiked | Units | Recovery | Qual | Limits | RPD | RPD Lim | DF |
|---|---|---|---|---|---|---|---|---|---|---|
| Total Organic Carbon | 26.24 | 2.315 | 25.00 | mg/L | 96% | | 75-125 | 5 | 25 | 1 |

| Type: Sample Duplicate | Lab ID: QC1339825 | Batch: 395118 |
|---|---|---|
| Matrix (Source ID): Water (552930-003) | Method: SM2130B | |

| QC1339825 Analyte | Result | Source Sample Result | Units | Qual | RPD | RPD Lim | DF |
|---|---|---|---|---|---|---|---|
| Turbidity | ND | ND | NTU | | | 20 | 1 |

| Type: Blank | Lab ID: QC1339648 | Batch: 395102 |
|---|---|---|
| Matrix: Water | Method: SM2320B | Prep Method: METHOD |

| QC1339648 Analyte | Result | Qual | Units | RL | MDL | Prepared | Analyzed |
|---|---|---|---|---|---|---|---|
| Bicarbonate | ND | | mg/L | 2.0 | | 02/11/26 | 02/11/26 |
| Alkalinity, Total as CaCO3 | ND | | mg/L | 2.0 | | 02/11/26 | 02/11/26 |

| Type: Lab Control Sample | Lab ID: QC1339649 | Batch: 395102 |
|---|---|---|
| Matrix: Water | Method: SM2320B | Prep Method: METHOD |

| QC1339649 Analyte | Result | Spiked | Units | Recovery | Qual | Limits |
|---|---|---|---|---|---|---|
| Alkalinity, Total as CaCO3 | 100.0 | 100.0 | mg/L | 100% | | 90-110 |

ENTHALPY ANALYTICAL

# Batch QC

| Type: | Sample Duplicate | Lab ID: | QC1339650 | Batch: | 395102 |
|---|---|---|---|---|---|
| Matrix (Source ID): | Water (552353-009) | Method: | SM2320B | Prep Method: | METHOD |

| QC1339650 Analyte | Result | Source Sample Result | Units | Qual | RPD | RPD Lim | DF |
|---|---|---|---|---|---|---|---|
| Bicarbonate | 653.4 | 657.0 | mg/L | | 1 | 20 | 2.5 |
| Alkalinity, Total as CaCO3 | 535.6 | 538.5 | mg/L | | 1 | 20 | 2.5 |

| Type: | Sample Duplicate | Lab ID: | QC1339638 | Batch: | 395100 |
|---|---|---|---|---|---|
| Matrix (Source ID): | Water (552835-001) | Method: | SM2510B | Prep Method: | METHOD |

| QC1339638 Analyte | Result | Source Sample Result | Units | Qual | RPD | RPD Lim | DF |
|---|---|---|---|---|---|---|---|
| Specific Conductance | 659.7 | 659.8 | umhos/cm | | 0 | 20 | 1 |

| Type: | Sample Duplicate | Lab ID: | QC1339639 | Batch: | 395100 |
|---|---|---|---|---|---|
| Matrix (Source ID): | Water (552835-002) | Method: | SM2510B | Prep Method: | METHOD |

| QC1339639 Analyte | Result | Source Sample Result | Units | Qual | RPD | RPD Lim | DF |
|---|---|---|---|---|---|---|---|
| Specific Conductance | 820.4 | 819.5 | umhos/cm | | 0 | 20 | 1 |

| Type: | Sample Duplicate | Lab ID: | QC1339617 | Batch: | 395092 |
|---|---|---|---|---|---|
| Matrix (Source ID): | Water (552835-001) | Method: | SM2540C | Prep Method: | METHOD |

| QC1339617 Analyte | Result | Source Sample Result | Units | Qual | RPD | RPD Lim | DF |
|---|---|---|---|---|---|---|---|
| Total Dissolved Solids | 498.0 | 514.0 | mg/L | | 3 | 5 | 2 |

| Type: | Sample Duplicate | Lab ID: | QC1339618 | Batch: | 395092 |
|---|---|---|---|---|---|
| Matrix (Source ID): | Water (552835-002) | Method: | SM2540C | Prep Method: | METHOD |

| QC1339618 Analyte | Result | Source Sample Result | Units | Qual | RPD | RPD Lim | DF |
|---|---|---|---|---|---|---|---|
| Total Dissolved Solids | 574.0 | 578.0 | mg/L | | 1 | 5 | 2 |

| Type: | Blank | Lab ID: | QC1340291 | Batch: | 395092 |
|---|---|---|---|---|---|
| Matrix: | Water | Method: | SM2540C | Prep Method: | METHOD |

| QC1340291 Analyte | Result | Qual | Units | RL | MDL | Prepared | Analyzed |
|---|---|---|---|---|---|---|---|
| Total Dissolved Solids | ND | | mg/L | 10 | | 02/11/26 | 02/12/26 |

ENTHALPY ANALYTICAL

# Batch QC

| Type: Lab Control Sample | Lab ID: QC1340292 | Batch: 395092 |
|---|---|---|
| Matrix: Water | Method: SM2540C | Prep Method: METHOD |

| QC1340292 Analyte | Result | Spiked | Units | Recovery | Qual | Limits |
|---|---|---|---|---|---|---|
| Total Dissolved Solids | 1,015 | 1000 | mg/L | 102% | | 90-110 |

| Type: Blank | Lab ID: QC1339724 | Batch: 395120 |
|---|---|---|
| Matrix: Water | Method: SM2540D | Prep Method: METHOD |

| QC1339724 Analyte | Result | Qual | Units | RL | MDL | Prepared | Analyzed |
|---|---|---|---|---|---|---|---|
| Total Suspended Solids | ND | | mg/L | 0.5 | | 02/11/26 | 02/12/26 |

| Type: Lab Control Sample | Lab ID: QC1339725 | Batch: 395120 |
|---|---|---|
| Matrix: Water | Method: SM2540D | Prep Method: METHOD |

| QC1339725 Analyte | Result | Spiked | Units | Recovery | Qual | Limits |
|---|---|---|---|---|---|---|
| Total Suspended Solids | 101.1 | 100.0 | mg/L | 101% | | 90-110 |

| Type: Lab Control Sample Duplicate | Lab ID: QC1339726 | Batch: 395120 |
|---|---|---|
| Matrix: Water | Method: SM2540D | Prep Method: METHOD |

| QC1339726 Analyte | Result | Spiked | Units | Recovery | Qual | Limits | RPD | RPD Lim |
|---|---|---|---|---|---|---|---|---|
| Total Suspended Solids | 98.90 | 100.0 | mg/L | 99% | | 90-110 | 2 | 5 |

| Type: Sample Duplicate | Lab ID: QC1339727 | Batch: 395120 |
|---|---|---|
| Matrix (Source ID): Water (552055-005) | Method: SM2540D | Prep Method: METHOD |

| QC1339727 Analyte | Result | Source Sample Result | Units | Qual | RPD | RPD Lim | DF |
|---|---|---|---|---|---|---|---|
| Total Suspended Solids | 455.0 | 475.0 | mg/L | | 4 | 5 | 1 |

| Type: Sample Duplicate | Lab ID: QC1339728 | Batch: 395120 |
|---|---|---|
| Matrix (Source ID): Water (552607-001) | Method: SM2540D | Prep Method: METHOD |

| QC1339728 Analyte | Result | Source Sample Result | Units | Qual | RPD | RPD Lim | DF |
|---|---|---|---|---|---|---|---|
| Total Suspended Solids | 427.1 | 422.2 | mg/L | | 1 | 5 | 1 |

| Type: Blank | Lab ID: QC1339669 | Batch: 395084 |
|---|---|---|
| Matrix: Water | Method: SM5210B | Prep Method: METHOD |

| QC1339669 Analyte | Result | Qual | Units | RL | MDL | Prepared | Analyzed |
|---|---|---|---|---|---|---|---|
| Biochemical Oxygen Demand | ND | | mg/L | 3.0 | | 02/11/26 15:44 | 02/16/26 16:36 |

# Batch QC

| Type: | Lab Control Sample | Lab ID: | QC1339670 | Batch: | 395084 |
|---|---|---|---|---|---|
| Matrix: | Water | Method: | SM5210B | Prep Method: | METHOD |

| QC1339670 Analyte | Result | Spiked | Units | Recovery | Qual | Limits |
|---|---|---|---|---|---|---|
| Biochemical Oxygen Demand | 195.3 | 198.0 | mg/L | 99% | | 84.6-115.4 |

| Type: | Sample Duplicate | Lab ID: | QC1339671 | Batch: | 395084 |
|---|---|---|---|---|---|
| Matrix (Source ID): | Water (552663-003) | Method: | SM5210B | Prep Method: | METHOD |

| QC1339671 Analyte | Result | Source Sample Result | Units | Qual | RPD | RPD Lim | DF |
|---|---|---|---|---|---|---|---|
| Biochemical Oxygen Demand | 1,920 | 1832 | mg/L | | 5 | 30 | 1 |

| Type: | Blank | Lab ID: | QC1340011 | Batch: | 395195 |
|---|---|---|---|---|---|
| Matrix: | Water | Method: | SM5220D | Prep Method: | SM 5220D |

| QC1340011 Analyte | Result | Qual | Units | RL | MDL | Prepared | Analyzed |
|---|---|---|---|---|---|---|---|
| Chemical Oxygen Demand | ND | | mg/L | 4.0 | 2.0 | 02/12/26 | 02/12/26 |

| Type: | Lab Control Sample | Lab ID: | QC1340012 | Batch: | 395195 |
|---|---|---|---|---|---|
| Matrix: | Water | Method: | SM5220D | Prep Method: | SM 5220D |

| QC1340012 Analyte | Result | Spiked | Units | Recovery | Qual | Limits |
|---|---|---|---|---|---|---|
| Chemical Oxygen Demand | 967.0 | 1000 | mg/L | 97% | | 90-110 |

| Type: | Matrix Spike | Lab ID: | QC1340014 | Batch: | 395195 |
|---|---|---|---|---|---|
| Matrix (Source ID): | Water (552732-001) | Method: | SM5220D | Prep Method: | SM 5220D |

| QC1340014 Analyte | Result | Source Sample Result | Spiked | Units | Recovery | Qual | Limits | DF |
|---|---|---|---|---|---|---|---|---|
| Chemical Oxygen Demand | 1,366 | 413.0 | 1000 | mg/L | 95% | | 75-125 | 2 |

| Type: | Matrix Spike Duplicate | Lab ID: | QC1340015 | Batch: | 395195 |
|---|---|---|---|---|---|
| Matrix (Source ID): | Water (552732-001) | Method: | SM5220D | Prep Method: | SM 5220D |

| QC1340015 Analyte | Result | Source Sample Result | Spiked | Units | Recovery | Qual | Limits | RPD | RPD Lim | DF |
|---|---|---|---|---|---|---|---|---|---|---|
| Chemical Oxygen Demand | 1,442 | 413.0 | 1000 | mg/L | 103% | | 75-125 | 5 | 20 | 2 |

* Value is outside QC limits

E Response exceeds instrument's linear range

ND Not Detected

NM Not Meaningful

**Laboratory Job Number 552835**

**Subcontracted Products**

**Pace Laboratories**

Date of Report: 02/24/2026

David Tripp

Enthalpy Analytical - Orange
931 West Barkley Avenue
Orange, CA 92868

| | |
|---|---|
| Client Project: | 552835 |
| Pace Project: | Chiquita Canyon Landfill Stormwater |
| Pace Work Order: | 2602229 |
| Invoice ID: | B531513 |

Enclosed are the results of analyses for samples received by the laboratory on 2/12/2026. If you have any questions concerning this report, please feel free to contact me.

Sincerely,

Contact Person: Ragen Williams
Client Service Rep

Steven Bennett
Operations Manager

Certifications: CA ELAP #1186; NV #CA00014; OR ELAP #4032-001; AK UST101

*The results in this report apply to the samples analyzed in accordance with the chain of custody document. This analytical report must be reproduced in its entirety.*
All results listed in this report are for the exclusive use of the submitting party. Pace Analytical assumes no responsibility for report alteration, separation, detachment or third party interpretation.

# Table of Contents


**Sample Information**

Chain of Custody and Cooler Receipt form ..... 3

Laboratory / Client Sample Cross Reference ..... 5

**Sample Results**

**2602229-01 - SOUTH BASIN - WESTERN INLET**

Organo-Phosphorus Pesticide Analysis (EPA Method 8141A) ..... 6

**2602229-02 - SOUTH BASIN - EASTERN INLET**

Organo-Phosphorus Pesticide Analysis (EPA Method 8141A) ..... 7

**Quality Control Reports**

**Organo-Phosphorus Pesticide Analysis (EPA Method 8141A)**

Method Blank Analysis ..... 8

Laboratory Control Sample ..... 9

**Notes**

Notes and Definitions ..... 10



*The results in this report apply to the samples analyzed in accordance with the chain of custody document. This analytical report must be reproduced in its entirety.*

All results listed in this report are for the exclusive use of the submitting party. Pace Analytical assumes no responsibility for report alteration, separation, detachment or third party interpretation.

ENTHALPY ANALYTICAL

931 West Barkley Ave
Orange, CA 92868
(714) 771-6900

2602229

2602229

Subcontract Laboratory:
Pace Laboratories
4100 Atlas Court
Bakersfield, CA 93308
ATTN: Ragen Schallock
PO #: Required, to be sent via email

Enthalpy Order: EO-552835
PM: David Tripp
Email: david.tripp@enthalpy.com
CC: incomingreports@enthalpy.com
Phone: 657-581-4710

Results Due: 02/12/26
Report Level: II
Report To: MDL
EDDs: ELM_TransferOut (Standard Excel Transfer EDD, 3 tabs)

Notes:
CHIQUITA Stormwater

| Sample ID | Collected | Lab ID | # Cont. | Matrix | Analysis Requested | Comment | |
|---|---|---|---|---|---|---|---|
| SOUTH BASIN - WESTERN INLET | 10-FEB-2026 22:26 | 552835-001 | 1 | Water | Organophosphorus Pesticides | | -1 |
| SOUTH BASIN - EASTERN INLET | 10-FEB-2026 22:37 | 552835-002 | 1 | Water | Organophosphorus Pesticides | | -2 |

| Notes: | Relinquished By: | Received By: |
|---|---|---|
| | [signature] | [signature] |
| | Date: 2-11-26 14:55 | Date: 02-12-26 1041 |
| | | |
| | Date: | Date: |
| | | |
| | Date: | Date: |

*The results in this report apply to the samples analyzed in accordance with the chain of custody document. This analytical report must be reproduced in its entirety.*
All results listed in this report are for the exclusive use of the submitting party. Pace Analytical assumes no responsibility for report alteration, separation, detachment or third party interpretation.

**Chain of Custody and Cooler Receipt Form for 2602229 Page 2 of 2**

| PACE ANALYTICAL | COOLER RECEIPT FORM | Page 1 Of 1 |
|---|---|---|
| Submission #: 2602229 | | |

| SHIPPING INFORMATION | SHIPPING CONTAINER | FREE LIQUID |
|---|---|---|
| Fed Ex ☑ UPS ☐ GSO / GLS ☐ Hand Delivery ☐ | Ice Chest ☐ None ☐ Box ☐ | YES ☐ NO ☐ |
| Pace Lab Field Service ☐ Other ☐ (Specify)_____ | Other ☐ (Specify)_____ | W / S |

Refrigerant: Ice ☑ Blue Ice ☐ None ☐ Other ☐ Comments:

Custody Seals: Ice Chest ☐ Intact? Yes ☐ No ☐ | Containers ☐ Intact? Yes ☐ No ☐ | None ☑ Comments:

All samples received? Yes ☑ No ☐ All samples containers intact? Yes ☑ No ☐ Description(s) match COC? Yes ☑ No ☐

COC Received ☐ YES ☐ NO

Emissivity: 0.97 Container: 9A Thermometer ID: 74 Date/Time 02/12/26

Temperature: (A) 2.8 °C / (C) 3.1 °C Analyst Init CB 1045

| SAMPLE CONTAINERS | SAMPLE NUMBERS 1 | 2 | 3 | 4 | 5 | 6 | 7 | 8 | 9 | 10 |
|---|---|---|---|---|---|---|---|---|---|---|
| QT PE UNPRES | | | | | | | | | | |
| 4oz / 8oz / 16oz PE UNPRES | | | | | | | | | | |
| 2oz $Cr^{+6}$ | | | | | | | | | | |
| QT INORGANIC CHEMICAL METALS | | | | | | | | | | |
| INORGANIC CHEMICAL METALS 4oz / 8oz / 16oz | | | | | | | | | | |
| PT CYANIDE | | | | | | | | | | |
| PT NITROGEN FORMS | | | | | | | | | | |
| PT TOTAL SULFIDE | | | | | | | | | | |
| 2oz. NITRATE / NITRITE | | | | | | | | | | |
| PT TOTAL ORGANIC CARBON | | | | | | | | | | |
| PT CHEMICAL OXYGEN DEMAND | | | | | | | | | | |
| PtA PHENOLICS | | | | | | | | | | |
| 40ml VOA VIAL TRAVEL BLANK | | | | | | | | | | |
| 40ml VOA VIAL | | | | | | | | | | |
| QT EPA 1664B | | | | | | | | | | |
| PT ODOR | | | | | | | | | | |
| RADIOLOGICAL | | | | | | | | | | |
| BACTERIOLOGICAL | | | | | | | | | | |
| 40 ml VOA VIAL- 504 | | | | | | | | | | |
| QT EPA 508/608.3/8081A | | | | | | | | | | |
| QT EPA 515.1/8151A | | | | | | | | | | |
| QT EPA 525.2 | | | | | | | | | | |
| QT EPA 525.2 TRAVEL BLANK | | | | | | | | | | |
| 40ml EPA 547 | | | | | | | | | | |
| 40ml EPA 531.1 | | | | | | | | | | |
| 8oz EPA 548.1 | | | | | | | | | | |
| QT EPA 549.2 | | | | | | | | | | |
| QT EPA 8015M | | | | | | | | | | |
| QT EPA 8270C | | | | | | | | | | |
| 8oz / 16oz / 32oz AMBER | A | A | | | | | | | | |
| 8oz / 16oz / 32oz JAR | | | | | | | | | | |
| SOIL SLEEVE | | | | | | | | | | |
| PCB VIAL | | | | | | | | | | |
| PLASTIC BAG | | | | | | | | | | |
| TEDLAR BAG | | | | | | | | | | |
| FERROUS IRON | | | | | | | | | | |
| ENCORE | | | | | | | | | | |
| SMART KIT | | | | | | | | | | |
| SUMMA CANISTER | | | | | | | | | | |

CHK BY CL2 DISTRIBUTION SUB OUT

Comments:

Sample Numbering Completed By: _____ Date/Time: 2/12/26 1519

A = Actual / C = Corrected

Rev 23 05/20/22

[S:\WPDocs\WordPerfect\LAB_DOCS\FORMS\SAMREC rev 20]

*The results in this report apply to the samples analyzed in accordance with the chain of custody document. This analytical report must be reproduced in its entirety.*
All results listed in this report are for the exclusive use of the submitting party. Pace Analytical assumes no responsibility for report alteration, separation, detachment or third party interpretation.

Pace Analytical
ENVIRONMENTAL SCIENCES

| | |
|---|---|
| Enthalpy Analytical - Orange | **Reported:** 02/24/2026 16:25 |
| 931 West Barkley Avenue | Project: Chiquita Canyon Landfill Stormwater |
| Orange, CA 92868 | Project Number: 552835 |
| | Project Manager: David Tripp |

# Laboratory / Client Sample Cross Reference

| Laboratory | Client Sample Information | | | |
|---|---|---|---|---|
| **2602229-01** | **COC Number:** | — | **Receive Date:** | 02/12/2026 10:45 |
| | **Project Number:** | — | **Sampling Date:** | 02/10/2026 22:26 |
| | **Sampling Location:** | — | **Sample Depth:** | — |
| | **Sampling Point:** | SOUTH BASIN - WESTERN INLET | **Lab Matrix:** | Water |
| | **Sampled By:** | CLIENT | **Sample Type:** | Water |
| **2602229-02** | **COC Number:** | — | **Receive Date:** | 02/12/2026 10:45 |
| | **Project Number:** | — | **Sampling Date:** | 02/10/2026 22:37 |
| | **Sampling Location:** | — | **Sample Depth:** | — |
| | **Sampling Point:** | SOUTH BASIN - EASTERN INLET | **Lab Matrix:** | Water |
| | **Sampled By:** | Client | **Sample Type:** | Water |

*The results in this report apply to the samples analyzed in accordance with the chain of custody document. This analytical report must be reproduced in its entirety.*
All results listed in this report are for the exclusive use of the submitting party. Pace Analytical assumes no responsibility for report alteration, separation, detachment or third party interpretation.

Pace Analytical
ENVIRONMENTAL SCIENCES

Enthalpy Analytical - Orange
931 West Barkley Avenue
Orange, CA 92868

**Reported:** 02/24/2026 16:25
Project: Chiquita Canyon Landfill Stormwater
Project Number: 552835
Project Manager: David Tripp

# Organo-Phosphorus Pesticide Analysis (EPA Method 8141A)

**Pace Sample ID:** 2602229-01 | **Client Sample Name:** SOUTH BASIN - WESTERN INLET, 2/10/2026 10:26:00PM, CLIENT

| Constituent | Result | Units | PQL | MDL | Method | MB Bias | Lab Quals | DCN |
|---|---|---|---|---|---|---|---|---|
| Azinphos methyl | ND | ug/L | 0.50 | 0.12 | EPA-8141A | ND | | 1 |
| Bolstar | ND | ug/L | 0.20 | 0.050 | EPA-8141A | ND | | 1 |
| Chlorpyrifos | ND | ug/L | 0.20 | 0.050 | EPA-8141A | ND | | 1 |
| Coumaphos | ND | ug/L | 0.50 | 0.11 | EPA-8141A | ND | | 1 |
| Demeton O/S | ND | ug/L | 0.20 | 0.056 | EPA-8141A | ND | | 1 |
| Diazinon | ND | ug/L | 0.20 | 0.050 | EPA-8141A | ND | | 1 |
| Dichlorvos | ND | ug/L | 0.20 | 0.050 | EPA-8141A | ND | | 1 |
| Disulfoton | ND | ug/L | 0.20 | 0.050 | EPA-8141A | ND | | 1 |
| Ethoprop | ND | ug/L | 0.20 | 0.052 | EPA-8141A | ND | | 1 |
| Fensulfothion | ND | ug/L | 0.20 | 0.051 | EPA-8141A | ND | | 1 |
| Fenthion | ND | ug/L | 0.20 | 0.050 | EPA-8141A | ND | | 1 |
| Merphos | ND | ug/L | 0.20 | 0.050 | EPA-8141A | ND | | 1 |
| Methyl parathion | ND | ug/L | 0.20 | 0.050 | EPA-8141A | ND | | 1 |
| Mevinphos | ND | ug/L | 0.20 | 0.050 | EPA-8141A | ND | | 1 |
| Naled | ND | ug/L | 0.50 | 0.17 | EPA-8141A | ND | | 1 |
| Phorate | ND | ug/L | 0.20 | 0.066 | EPA-8141A | ND | | 1 |
| Ronnel (Fenchlorphos) | ND | ug/L | 0.20 | 0.050 | EPA-8141A | ND | | 1 |
| Stirophos (Tetrachlorvinphos) | ND | ug/L | 0.20 | 0.082 | EPA-8141A | ND | | 1 |
| Tokuthion (Prothiofos) | ND | ug/L | 0.20 | 0.050 | EPA-8141A | ND | | 1 |
| Trichloronate | ND | ug/L | 0.20 | 0.050 | EPA-8141A | ND | | 1 |
| Triphenylphosphate (Surrogate) | 62.6 | % | 50 - 130 (LCL - UCL) | | EPA-8141A | | | 1 |

| DCN | Method | Prep Date | Run Date/Time | Analyst | Instrument | Dilution | QC Batch ID | Prep Method |
|---|---|---|---|---|---|---|---|---|
| 1 | EPA-8141A | 02/17/26 16:30 | 02/20/26 17:56 | IJC | GC-18 | 0.926 | B227388 | EPA 3510C |

DCN = Data Continuation Number

*The results in this report apply to the samples analyzed in accordance with the chain of custody document. This analytical report must be reproduced in its entirety.*
All results listed in this report are for the exclusive use of the submitting party. Pace Analytical assumes no responsibility for report alteration, separation, detachment or third party interpretation.

Pace Analytical
ENVIRONMENTAL SCIENCES

Enthalpy Analytical - Orange
931 West Barkley Avenue
Orange, CA 92868

**Reported:** 02/24/2026 16:25
Project: Chiquita Canyon Landfill Stormwater
Project Number: 552835
Project Manager: David Tripp

# Organo-Phosphorus Pesticide Analysis (EPA Method 8141A)

**Pace Sample ID:** 2602229-02 | **Client Sample Name:** SOUTH BASIN - EASTERN INLET, 2/10/2026 10:37:00PM, Client

| Constituent | Result | Units | PQL | MDL | Method | MB Bias | Lab Quals | DCN |
|---|---|---|---|---|---|---|---|---|
| Azinphos methyl | ND | ug/L | 0.50 | 0.12 | EPA-8141A | ND | | 1 |
| Bolstar | ND | ug/L | 0.20 | 0.050 | EPA-8141A | ND | | 1 |
| Chlorpyrifos | ND | ug/L | 0.20 | 0.050 | EPA-8141A | ND | | 1 |
| Coumaphos | ND | ug/L | 0.50 | 0.11 | EPA-8141A | ND | | 1 |
| Demeton O/S | ND | ug/L | 0.20 | 0.056 | EPA-8141A | ND | | 1 |
| Diazinon | ND | ug/L | 0.20 | 0.050 | EPA-8141A | ND | | 1 |
| Dichlorvos | ND | ug/L | 0.20 | 0.050 | EPA-8141A | ND | | 1 |
| Disulfoton | ND | ug/L | 0.20 | 0.050 | EPA-8141A | ND | | 1 |
| Ethoprop | ND | ug/L | 0.20 | 0.052 | EPA-8141A | ND | | 1 |
| Fensulfothion | ND | ug/L | 0.20 | 0.051 | EPA-8141A | ND | | 1 |
| Fenthion | ND | ug/L | 0.20 | 0.050 | EPA-8141A | ND | | 1 |
| Merphos | ND | ug/L | 0.20 | 0.050 | EPA-8141A | ND | | 1 |
| Methyl parathion | ND | ug/L | 0.20 | 0.050 | EPA-8141A | ND | | 1 |
| Mevinphos | ND | ug/L | 0.20 | 0.050 | EPA-8141A | ND | | 1 |
| Naled | ND | ug/L | 0.50 | 0.17 | EPA-8141A | ND | | 1 |
| Phorate | ND | ug/L | 0.20 | 0.066 | EPA-8141A | ND | | 1 |
| Ronnel (Fenchlorphos) | ND | ug/L | 0.20 | 0.050 | EPA-8141A | ND | | 1 |
| Stirophos (Tetrachlorvinphos) | ND | ug/L | 0.20 | 0.082 | EPA-8141A | ND | | 1 |
| Tokuthion (Prothiofos) | ND | ug/L | 0.20 | 0.050 | EPA-8141A | ND | | 1 |
| Trichloronate | ND | ug/L | 0.20 | 0.050 | EPA-8141A | ND | | 1 |
| Triphenylphosphate (Surrogate) | 98.0 | % | 50 - 130 (LCL - UCL) | | EPA-8141A | | | 1 |

| DCN | Method | Prep Date | Run Date/Time | Analyst | Instrument | Dilution | QC Batch ID | Prep Method |
|---|---|---|---|---|---|---|---|---|
| 1 | EPA-8141A | 02/17/26 16:30 | 02/20/26 18:25 | IJC | GC-18 | 0.943 | B227388 | EPA 3510C |

DCN = Data Continuation Number

*The results in this report apply to the samples analyzed in accordance with the chain of custody document. This analytical report must be reproduced in its entirety.*
All results listed in this report are for the exclusive use of the submitting party. Pace Analytical assumes no responsibility for report alteration, separation, detachment or third party interpretation.

Pace Analytical
ENVIRONMENTAL SCIENCES

Enthalpy Analytical - Orange
931 West Barkley Avenue
Orange, CA 92868

**Reported:** 02/24/2026 16:25
Project: Chiquita Canyon Landfill Stormwater
Project Number: 552835
Project Manager: David Tripp

# Organo-Phosphorus Pesticide Analysis (EPA Method 8141A)

## Quality Control Report - Method Blank Analysis

| Constituent | QC Sample ID | MB Result | Units | PQL | MDL | Lab Quals | Run # |
|---|---|---|---|---|---|---|---|
| **QC Batch ID: B227388** | | | | | | | |
| Azinphos methyl | B227388-BLK1 | ND | ug/L | 0.50 | 0.12 | | 1 |
| Bolstar | B227388-BLK1 | ND | ug/L | 0.20 | 0.050 | | 1 |
| Chlorpyrifos | B227388-BLK1 | ND | ug/L | 0.20 | 0.050 | | 1 |
| Coumaphos | B227388-BLK1 | ND | ug/L | 0.50 | 0.11 | | 1 |
| Demeton O/S | B227388-BLK1 | ND | ug/L | 0.20 | 0.056 | | 1 |
| Diazinon | B227388-BLK1 | ND | ug/L | 0.20 | 0.050 | | 1 |
| Dichlorvos | B227388-BLK1 | ND | ug/L | 0.20 | 0.050 | | 1 |
| Disulfoton | B227388-BLK1 | ND | ug/L | 0.20 | 0.050 | | 1 |
| Ethoprop | B227388-BLK1 | ND | ug/L | 0.20 | 0.052 | | 1 |
| Fensulfothion | B227388-BLK1 | ND | ug/L | 0.20 | 0.051 | | 1 |
| Fenthion | B227388-BLK1 | ND | ug/L | 0.20 | 0.050 | | 1 |
| Merphos | B227388-BLK1 | ND | ug/L | 0.20 | 0.050 | | 1 |
| Methyl parathion | B227388-BLK1 | ND | ug/L | 0.20 | 0.050 | | 1 |
| Mevinphos | B227388-BLK1 | ND | ug/L | 0.20 | 0.050 | | 1 |
| Naled | B227388-BLK1 | ND | ug/L | 0.50 | 0.17 | | 1 |
| Phorate | B227388-BLK1 | ND | ug/L | 0.20 | 0.066 | | 1 |
| Ronnel (Fenchlorphos) | B227388-BLK1 | ND | ug/L | 0.20 | 0.050 | | 1 |
| Stirophos (Tetrachlorvinphos) | B227388-BLK1 | ND | ug/L | 0.20 | 0.082 | | 1 |
| Tokuthion (Prothiofos) | B227388-BLK1 | ND | ug/L | 0.20 | 0.050 | | 1 |
| Trichloronate | B227388-BLK1 | ND | ug/L | 0.20 | 0.050 | | 1 |
| **Triphenylphosphate (Surrogate)** | **B227388-BLK1** | **116** | % | **50 - 130 (LCL - UCL)** | | | 1 |

| Run # | QC Sample ID | QC Type | Method | Prep Date | Run Date Time | Analyst | Instrument | Dilution |
|---|---|---|---|---|---|---|---|---|
| 1 | B227388-BLK1 | PB | EPA-8141A | 02/17/26 | 02/20/26 00:59 | IJC | GC-18 | 1 |

*The results in this report apply to the samples analyzed in accordance with the chain of custody document. This analytical report must be reproduced in its entirety.*
All results listed in this report are for the exclusive use of the submitting party. Pace Analytical assumes no responsibility for report alteration, separation, detachment or third party interpretation.

Pace Analytical
ENVIRONMENTAL SCIENCES

Enthalpy Analytical - Orange
931 West Barkley Avenue
Orange, CA 92868

**Reported:** 02/24/2026 16:25
Project: Chiquita Canyon Landfill Stormwater
Project Number: 552835
Project Manager: David Tripp

# Organo-Phosphorus Pesticide Analysis (EPA Method 8141A)

## Quality Control Report - Laboratory Control Sample

| Constituent | QC Sample ID | Type | Result | Spike Level | Units | Percent Recovery | RPD | Control Limits Percent Recovery | Control Limits RPD | Lab Quals | Run # |
|---|---|---|---|---|---|---|---|---|---|---|---|
| **QC Batch ID: B227388** | | | | | | | | | | | |
| Bolstar | B227388-BS1 | LCS | 1.6500 | 2.0000 | ug/L | 82.5 | | 50 - 130 | | | 1 |
| | B227388-BSD1 | LCSD | 1.6300 | 2.0000 | ug/L | 81.5 | 1.2 | 50 - 130 | 30 | | 2 |
| Chlorpyrifos | B227388-BS1 | LCS | 2.0450 | 2.0000 | ug/L | 102 | | 60 - 120 | | | 1 |
| | B227388-BSD1 | LCSD | 2.0150 | 2.0000 | ug/L | 101 | 1.5 | 60 - 120 | 30 | | 2 |
| Diazinon | B227388-BS1 | LCS | 1.9750 | 2.0000 | ug/L | 98.8 | | 60 - 130 | | | 1 |
| | B227388-BSD1 | LCSD | 1.9700 | 2.0000 | ug/L | 98.5 | 0.3 | 60 - 130 | 30 | | 2 |
| Methyl parathion | B227388-BS1 | LCS | 2.0550 | 2.0000 | ug/L | 103 | | 60 - 120 | | | 1 |
| | B227388-BSD1 | LCSD | 2.0800 | 2.0000 | ug/L | 104 | 1.2 | 60 - 120 | 30 | | 2 |
| Mevinphos | B227388-BS1 | LCS | 1.9950 | 2.0000 | ug/L | 99.8 | | 50 - 120 | | | 1 |
| | B227388-BSD1 | LCSD | 1.9850 | 2.0000 | ug/L | 99.2 | 0.5 | 50 - 120 | 30 | | 2 |
| Ronnel (Fenchlorphos) | B227388-BS1 | LCS | 2.0800 | 2.0000 | ug/L | 104 | | 50 - 120 | | | 1 |
| | B227388-BSD1 | LCSD | 2.0800 | 2.0000 | ug/L | 104 | 0 | 50 - 120 | 30 | | 2 |
| Stirophos (Tetrachlorvinphos) | B227388-BS1 | LCS | 2.0850 | 2.0000 | ug/L | 104 | | 50 - 120 | | | 1 |
| | B227388-BSD1 | LCSD | 2.0750 | 2.0000 | ug/L | 104 | 0.5 | 50 - 120 | 30 | | 2 |
| Triphenylphosphate (Surrogate) | B227388-BS1 | LCS | 2.5800 | 2.5000 | ug/L | 103 | | 50 - 130 | | | 1 |
| | B227388-BSD1 | LCSD | 2.5050 | 2.5000 | ug/L | 100 | 2.9 | 50 - 130 | | | 2 |

| Run # | QC Sample ID | QC Type | Method | Prep Date | Run Date Time | Analyst | Instrument | Dilution |
|---|---|---|---|---|---|---|---|---|
| 1 | B227388-BS1 | LCS | EPA-8141A | 02/17/26 | 02/20/26 01:29 | IJC | GC-18 | 1 |
| 2 | B227388-BSD1 | LCSD | EPA-8141A | 02/17/26 | 02/20/26 01:58 | IJC | GC-18 | 1 |

*The results in this report apply to the samples analyzed in accordance with the chain of custody document. This analytical report must be reproduced in its entirety.*
All results listed in this report are for the exclusive use of the submitting party. Pace Analytical assumes no responsibility for report alteration, separation, detachment or third party interpretation.

Enthalpy Analytical - Orange
931 West Barkley Avenue
Orange, CA 92868

**Reported:** 02/24/2026 16:25
Project: Chiquita Canyon Landfill Stormwater
Project Number: 552835
Project Manager: David Tripp

## Notes And Definitions

| | |
|---|---|
| MDL | Method Detection Limit |
| ND | Analyte Not Detected |
| PQL | Practical Quantitation Limit |

*The results in this report apply to the samples analyzed in accordance with the chain of custody document. This analytical report must be reproduced in its entirety.*
All results listed in this report are for the exclusive use of the submitting party. Pace Analytical assumes no responsibility for report alteration, separation, detachment or third party interpretation.

**Laboratory Job Number 552835**

**Subcontracted Products**

**McCampbell Analytical, Inc.**

# McCampbell Analytical, Inc.

*"When Quality Counts"*

# Analytical Report

| | | | |
|---|---|---|---|
| **WorkOrder:** | 2602833 | **Amended:** | 03/13/2026 |
| | | **Revision:** | 1 |
| **Report Created for:** | Enthalpy Analytical | | |
| | 931 West Barkley Avenue<br>Orange, CA 92868 | | |
| **Project Contact:** | David Tripp | | |
| **Project P.O.:** | 079649 | | |
| **Project:** | EO-552835 | | |
| **Project Location:** | | | |
| **Project Received:** | 02/12/2026 | | |

Analytical Report reviewed & approved for release on 02/20/2026 by:

Tracy Babjar

Project Manager

***The report shall not be reproduced except in full, without the written approval of the laboratory. The analytical results relate only to the items tested. Results reported conform to the most current regulatory standards, where applicable, unless otherwise stated.***

1534 Willow Pass Rd. Pittsburg, CA 94565 ♦ TEL: (877) 252-9262 ♦ FAX: (925) 252-9269 ♦ www.mccampbell.com

CA ELAP 1644 ♦ ORELAP (NELAP) 4033 ♦ AIHA-LAP ID#232255 ♦ DoD-ELAP Cert # L22-757

McCampbell Analytical, Inc.
"When Quality Counts"

1534 Willow Pass Road, Pittsburg, CA 94565-1701
Toll Free Telephone: (877) 252-9262 / Fax: (925) 252-9269
http://www.mccampbell.com / E-mail: main@mccampbell.com

# Revision History

**Client:** Enthalpy Analytical **WorkOrder:** 2602833

**Project:** EO-552835

| Date | Revision | Reason |
|---|---|---|
| 03/13/2026 | 1 | Revised to report data less dilute. |

McCampbell Analytical, Inc.
"When Quality Counts"

1534 Willow Pass Road, Pittsburg, CA 94565-1701
Toll Free Telephone: (877) 252-9262 / Fax: (925) 252-9269
http://www.mccampbell.com / E-mail: main@mccampbell.com

# Glossary of Terms & Qualifier Definitions

**Client:** Enthalpy Analytical **WorkOrder:** 2602833

**Project:** EO-552835

## Glossary Abbreviation

| | |
|---|---|
| %D | Serial Dilution Percent Difference |
| 95% Interval | 95% Confident Interval |
| CCV | Continuing Calibration Verification. |
| CCV REC (%) | The % recovery of Continuing Calibration Verification |
| DF | Dilution Factor |
| DI WET | (DISTLC) Waste Extraction Test using DI water |
| DISS | Dissolved (sample filtered using a 0.45 µm filter size) |
| DLT | Dilution Test (Serial Dilution) |
| DUP | Duplicate |
| EDL | Estimated Detection Limit |
| ITEF | International Toxicity Equivalence Factor |
| LCS | Laboratory Control Sample |
| LCS2 | Second LCS for the batch. Spike level is lower than that for the first LCS; applicable to method 1633. |
| LQL | Lowest Quantitation Level |
| MB | Method Blank |
| MB IS/SS % Rec | % Recovery of Internal Standard or Surrogate in Method Blank, if applicable |
| MB SS % Rec | % Recovery of Surrogate in Method Blank, if applicable |
| MDL | Method Detection Limit [1] |
| ML | Minimum Level of Quantitation |
| MS | Matrix Spike |
| MSD | Matrix Spike Duplicate |
| NA | Not Applicable |
| ND | Not detected at or above the indicated MDL (if present) or RL. |
| NR | Data Not Reported due to matrix interference or insufficient sample amount. |
| PDS | Post Digestion Spike |
| PF | Prep Factor |
| RD | Relative Difference |
| RL | Reporting Limit [2] |
| RPD | Relative Percent Difference |
| RRT | Relative Retention Time |
| RSD | Relative Standard Deviation |
| SPK Val | Spike Value |
| SPKRef Val | Spike Reference Value |
| SPLP | Synthetic Precipitation Leachate Procedure |

[1] MDL is the minimum measured concentration of a substance that can be reported with 99% confidence that the measured concentration is distinguishable from method blank results. Definition and Procedure for the Determination of the Method Detection Limit, Revision 2, 40CFR, Part 136, Appendix B, EPA 821-R-16-006, December 2016. Values are based upon our default extraction volume/amount and are subject to change.

[2] RL is the lowest level that can be reliably determined within specified limits of precision and accuracy during routine laboratory operating conditions. (The RL cannot be lower than the lowest calibration standard used in the initial calibration of the instrument and must be greater than the MDL.) Values are based upon our default extraction volume/amount and are subject to change.

McCampbell Analytical, Inc.
"When Quality Counts"
1534 Willow Pass Road, Pittsburg, CA 94565-1701
Toll Free Telephone: (877) 252-9262 / Fax: (925) 252-9269
http://www.mccampbell.com / E-mail: main@mccampbell.com

# Glossary of Terms & Qualifier Definitions

**Client:** Enthalpy Analytical **WorkOrder:** 2602833

**Project:** EO-552835

| | |
|---|---|
| TCLP | Toxicity Characteristic Leachate Procedure |
| TEQ | Toxicity Equivalents |
| TNTC | "Too Numerous to Count;" greater than 250 colonies observed on the plate. |
| TPH-Diesel | Sample results for semi-volatile TPH (diesel, kerosene, oil, etc) were calculated using a background subtraction procedure to correct for instrument baseline rise (column bleed) as described in Sec 7.7.2.2 of EPA 8015 B, C. |
| TZA | TimeZone Net Adjustment for sample collected outside of MAl's Coordinated Universal Time (UTC). (Adjustment for Daylight Saving is not accounted.) |
| WET (STLC) | Waste Extraction Test (Soluble Threshold Limit Concentration) |

## Analytical Qualifiers

| | |
|---|---|
| J | Result is less than the RL/ML but greater than the MDL. The reported concentration is an estimated value. |
| P | Agreement between the quantitative dual-column confirmation results exceed method recommended limits of 40% RPD. The lowest concentration is reported. |
| a3 | Sample diluted due to high organic content interfering with quantitative/or qualitative analysis. |

McCampbell Analytical, Inc.
"When Quality Counts"

1534 Willow Pass Road, Pittsburg, CA 94565-1701
Toll Free Telephone: (877) 252-9262 / Fax: (925) 252-9269
http://www.mccampbell.com / E-mail: main@mccampbell.com

# Analytical Report

| | | | |
|---|---|---|---|
| **Client:** | Enthalpy Analytical | **WorkOrder:** | 2602833 |
| **Date Received:** | 02/12/2026 9:30 | **Extraction Method:** | E8151A |
| **Date Prepared:** | 02/13/2026 | **Analytical Method:** | E8151A |
| **Project:** | EO-552835 | **Unit:** | µg/L |

## Chlorinated Herbicides by GC-ECD

| Client ID | Lab ID | Matrix | Date Collected | Instrument FileID | Batch ID |
|---|---|---|---|---|---|
| SOUTH BASIN-WESTERN INLET | 2602833-001A | Water | 02/10/2026 22:26 | GC15A 03112623.D | 335618 |

| Analytes | Result | MDL | RL | DF | Date Analyzed |
|---|---|---|---|---|---|
| Acifluorfen | ND | 0.53 | 1.0 | 1 | 03/11/2026 17:11 |
| Bentazon | ND | 0.32 | 1.0 | 1 | 03/11/2026 17:11 |
| Chloramben | ND | 0.64 | 1.0 | 1 | 03/11/2026 17:11 |
| 2,4-D (Dichlorophenoxyacetic acid) | ND | 0.079 | 0.20 | 1 | 03/11/2026 17:11 |
| 2,4-DB | ND | 0.42 | 1.0 | 1 | 03/11/2026 17:11 |
| Dalapon | ND | 0.77 | 1.0 | 1 | 03/11/2026 17:11 |
| DCPA (mono & diacid) | ND | 0.50 | 1.0 | 1 | 03/11/2026 17:11 |
| Dicamba | ND | 0.074 | 0.20 | 1 | 03/11/2026 17:11 |
| 3,5-Dichlorobenzoic Acid | ND | 0.24 | 1.0 | 1 | 03/11/2026 17:11 |
| Dichloroprop | ND | 0.35 | 1.0 | 1 | 03/11/2026 17:11 |
| Dinoseb (DNBP) | ND | 0.30 | 1.0 | 1 | 03/11/2026 17:11 |
| MCPA | ND | 1.3 | 2.0 | 1 | 03/11/2026 17:11 |
| MCPP | ND | 1.2 | 2.0 | 1 | 03/11/2026 17:11 |
| 4-Nitrophenol | ND | 0.77 | 1.0 | 1 | 03/11/2026 17:11 |
| Pentachlorophenol (PCP) | ND | 0.055 | 0.20 | 1 | 03/11/2026 17:11 |
| Picloram | ND | 0.38 | 1.0 | 1 | 03/11/2026 17:11 |
| 2,4,5-T (Trichlorophenoxy acetic acid) | ND | 0.10 | 0.20 | 1 | 03/11/2026 17:11 |
| 2,4,5-TP (Silvex) | ND | 0.16 | 0.50 | 1 | 03/11/2026 17:11 |

| Surrogates | REC (%) | Limits | DF | |
|---|---|---|---|---|
| DCAA | 99 | 60-140 | 1 | 03/11/2026 17:11 |

Analyst(s): DP

*(Cont.)*

McCampbell Analytical, Inc.
"When Quality Counts"

1534 Willow Pass Road, Pittsburg, CA 94565-1701
Toll Free Telephone: (877) 252-9262 / Fax: (925) 252-9269
http://www.mccampbell.com / E-mail: main@mccampbell.com

# Analytical Report

| | | | |
|---|---|---|---|
| **Client:** | Enthalpy Analytical | **WorkOrder:** | 2602833 |
| **Date Received:** | 02/12/2026 9:30 | **Extraction Method:** | E8151A |
| **Date Prepared:** | 02/13/2026 | **Analytical Method:** | E8151A |
| **Project:** | EO-552835 | **Unit:** | µg/L |

## Chlorinated Herbicides by GC-ECD

| Client ID | Lab ID | Matrix | Date Collected | Instrument FileID | Batch ID |
|---|---|---|---|---|---|
| SOUTH BASIN-EASTERN INLET | 2602833-002A | Water | 02/10/2026 22:37 | GC15A 03112624.D | 335618 |

| Analytes | Result | Qualifiers | MDL | RL | DF | Date Analyzed |
|---|---|---|---|---|---|---|
| Acifluorfen | ND | | 0.53 | 1.0 | 1 | 03/11/2026 17:36 |
| Bentazon | ND | | 0.32 | 1.0 | 1 | 03/11/2026 17:36 |
| Chloramben | ND | | 0.64 | 1.0 | 1 | 03/11/2026 17:36 |
| 2,4-D (Dichlorophenoxyacetic acid) | ND | | 0.079 | 0.20 | 1 | 03/11/2026 17:36 |
| 2,4-DB | ND | | 0.42 | 1.0 | 1 | 03/11/2026 17:36 |
| Dalapon | ND | | 0.77 | 1.0 | 1 | 03/11/2026 17:36 |
| DCPA (mono & diacid) | ND | | 0.50 | 1.0 | 1 | 03/11/2026 17:36 |
| Dicamba | ND | | 0.074 | 0.20 | 1 | 03/11/2026 17:36 |
| 3,5-Dichlorobenzoic Acid | ND | | 0.24 | 1.0 | 1 | 03/11/2026 17:36 |
| Dichloroprop | ND | | 0.35 | 1.0 | 1 | 03/11/2026 17:36 |
| Dinoseb (DNBP) | ND | | 0.30 | 1.0 | 1 | 03/11/2026 17:36 |
| MCPA | ND | | 1.3 | 2.0 | 1 | 03/11/2026 17:36 |
| MCPP | ND | | 1.2 | 2.0 | 1 | 03/11/2026 17:36 |
| 4-Nitrophenol | ND | | 0.77 | 1.0 | 1 | 03/11/2026 17:36 |
| Pentachlorophenol (PCP) | **0.080** | JP | 0.055 | 0.20 | 1 | 03/11/2026 17:36 |
| Picloram | ND | | 0.38 | 1.0 | 1 | 03/11/2026 17:36 |
| 2,4,5-T (Trichlorophenoxy acetic acid) | ND | | 0.10 | 0.20 | 1 | 03/11/2026 17:36 |
| 2,4,5-TP (Silvex) | ND | | 0.16 | 0.50 | 1 | 03/11/2026 17:36 |

| Surrogates | REC (%) | Limits | DF | |
|---|---|---|---|---|
| DCAA | 91 | 60-140 | 1 | 03/11/2026 17:36 |

Analyst(s): DP

McCampbell Analytical, Inc.
"When Quality Counts"

1534 Willow Pass Road, Pittsburg, CA 94565-1701
Toll Free Telephone: (877) 252-9262 / Fax: (925) 252-9269
http://www.mccampbell.com / E-mail: main@mccampbell.com

# Analytical Report

| | | | |
|---|---|---|---|
| **Client:** | Enthalpy Analytical | **WorkOrder:** | 2602833 |
| **Date Received:** | 02/12/2026 9:30 | **Extraction Method:** | RSK175 |
| **Date Prepared:** | 02/17/2026 | **Analytical Method:** | RSK175 |
| **Project:** | EO-552835 | **Unit:** | µg/L |

## Dissolved Carbon Dioxide by RSK 175

| Client ID | Lab ID | Matrix | Date Collected | Instrument FileID | Batch ID |
|---|---|---|---|---|---|
| SOUTH BASIN-WESTERN INLET | 2602833-001B | Water | 02/10/2026 22:26 | GC26 0217261005.D | 335857 |

| Analytes | Result | MDL | RL | DF | Date Analyzed |
|---|---|---|---|---|---|
| Carbon Dioxide | **2000** | 100 | 100 | 2 | 02/17/2026 14:31 |

Analyst(s): CLO

| Client ID | Lab ID | Matrix | Date Collected | Instrument FileID | Batch ID |
|---|---|---|---|---|---|
| SOUTH BASIN-EASTERN INLET | 2602833-002B | Water | 02/10/2026 22:37 | GC26 0217261006.D | 335857 |

| Analytes | Result | MDL | RL | DF | Date Analyzed |
|---|---|---|---|---|---|
| Carbon Dioxide | **1200** | 50 | 50 | 1 | 02/17/2026 15:01 |

Analyst(s): CLO

McCampbell Analytical, Inc.
"When Quality Counts"
1534 Willow Pass Road, Pittsburg, CA 94565-1701
Toll Free Telephone: (877) 252-9262 / Fax: (925) 252-9269
http://www.mccampbell.com / E-mail: main@mccampbell.com

# Quality Control Report

| | | | |
|---|---|---|---|
| **Client:** | Enthalpy Analytical | **WorkOrder:** | 2602833 |
| **Date Prepared:** | 02/13/2026 | **BatchID:** | 335618 |
| **Date Analyzed:** | 02/14/2026 - 02/19/2026 | **Extraction Method:** | E8151A |
| **Instrument:** | GC15A | **Analytical Method:** | E8151A |
| **Matrix:** | Water | **Unit:** | µg/L |
| **Project:** | EO-552835 | **Sample ID:** | MB/LCS/LCSD-335618 |

## QC Summary Report for E8151A

| Analyte | MB Result | MDL | RL | SPK Val | MB IS/SS %REC | MB IS/SS Limits |
|---|---|---|---|---|---|---|
| Acifluorfen | ND | 0.53 | 1.0 | - | - | - |
| Bentazon | ND | 0.32 | 1.0 | - | - | - |
| Chloramben | ND | 0.64 | 1.0 | - | - | - |
| 2,4-D (Dichlorophenoxyacetic acid) | ND | 0.079 | 0.20 | - | - | - |
| 2,4-DB | ND | 0.42 | 1.0 | - | - | - |
| Dalapon | ND | 0.77 | 1.0 | - | - | - |
| DCPA (mono & diacid) | ND | 0.50 | 1.0 | - | - | - |
| Dicamba | ND | 0.074 | 0.20 | - | - | - |
| 3,5-Dichlorobenzoic Acid | ND | 0.24 | 1.0 | - | - | - |
| Dichloroprop | ND | 0.35 | 1.0 | - | - | - |
| Dinoseb (DNBP) | ND | 0.30 | 1.0 | - | - | - |
| MCPA | ND | 1.3 | 2.0 | - | - | - |
| MCPP | ND | 1.2 | 2.0 | - | - | - |
| 4-Nitrophenol | ND | 0.77 | 1.0 | - | - | - |
| Pentachlorophenol (PCP) | ND | 0.055 | 0.20 | - | - | - |
| Picloram | ND | 0.38 | 1.0 | - | - | - |
| 2,4,5-T (Trichlorophenoxy acetic acid) | ND | 0.10 | 0.20 | - | - | - |
| 2,4,5-TP (Silvex) | ND | 0.16 | 0.50 | - | - | - |
| **Surrogate Recovery** | | | | | | |
| DCAA | 7.0 | | | 10 | 70 | 70-130 |

*(Cont.)*

CA ELAP 1644 • ORELAP (NELAP) 4033

McCampbell Analytical, Inc.
"When Quality Counts"
1534 Willow Pass Road, Pittsburg, CA 94565-1701
Toll Free Telephone: (877) 252-9262 / Fax: (925) 252-9269
http://www.mccampbell.com / E-mail: main@mccampbell.com

# Quality Control Report

| | | | |
|---|---|---|---|
| **Client:** | Enthalpy Analytical | **WorkOrder:** | 2602833 |
| **Date Prepared:** | 02/13/2026 | **BatchID:** | 335618 |
| **Date Analyzed:** | 02/14/2026 - 02/19/2026 | **Extraction Method:** | E8151A |
| **Instrument:** | GC15A | **Analytical Method:** | E8151A |
| **Matrix:** | Water | **Unit:** | µg/L |
| **Project:** | EO-552835 | **Sample ID:** | MB/LCS/LCSD-335618 |

## QC Summary Report for E8151A

| Analyte | LCS Result | LCSD Result | SPK Val | LCS %REC | LCSD %REC | LCS/LCSD Limits | RPD | RPD Limit |
|---|---|---|---|---|---|---|---|---|
| Acifluorfen | 11 | 11 | 10 | 114 | 108 | 70-130 | 5.35 | 30 |
| Bentazon | 11 | 11 | 10 | 110 | 112 | 70-130 | 1.49 | 30 |
| Chloramben | 11 | 11 | 10 | 113 | 112 | 70-130 | 0.242 | 30 |
| 2,4-D (Dichlorophenoxyacetic acid) | 10 | 9.7 | 10 | 103 | 97 | 70-130 | 6.29 | 30 |
| 2,4-DB | 11 | 12 | 10 | 114 | 116 | 70-130 | 1.38 | 30 |
| Dalapon | 9.8 | 9.5 | 10 | 98 | 95 | 70-130 | 3.15 | 30 |
| DCPA (mono & diacid) | 10 | 10 | 10 | 102 | 101 | 70-130 | 1.77 | 30 |
| Dicamba | 10 | 9.9 | 10 | 100 | 99 | 70-130 | 0.684 | 30 |
| 3,5-Dichlorobenzoic Acid | 9.7 | 9.5 | 10 | 97 | 95 | 70-130 | 1.66 | 30 |
| Dichloroprop | 11 | 9.8 | 10 | 106 | 98 | 70-130 | 7.88 | 30 |
| Dinoseb (DNBP) | 11 | 11 | 10 | 106 | 108 | 70-130 | 0.965 | 30 |
| MCPA | 93 | 95 | 100 | 93 | 95 | 70-130 | 2.65 | 30 |
| MCPP | 100 | 100 | 100 | 103 | 105 | 70-130 | 1.92 | 30 |
| 4-Nitrophenol | 7.2 | 7.1 | 10 | 72 | 71 | 70-130 | 1.65 | 30 |
| Pentachlorophenol (PCP) | 10 | 10 | 10 | 103 | 102 | 70-130 | 0.861 | 30 |
| Picloram | 11 | 10 | 10 | 106 | 101 | 70-130 | 4.39 | 30 |
| 2,4,5-T (Trichlorophenoxy acetic acid) | 11 | 11 | 10 | 107 | 106 | 70-130 | 1.34 | 30 |
| 2,4,5-TP (Silvex) | 11 | 10 | 10 | 107 | 104 | 70-130 | 3.53 | 30 |
| **Surrogate Recovery** | | | | | | | | |
| DCAA | 8.2 | 8.2 | 10 | 82 | 82 | 70-130 | 0.0564 | 30 |

McCampbell Analytical, Inc.
"When Quality Counts"
1534 Willow Pass Road, Pittsburg, CA 94565-1701
Toll Free Telephone: (877) 252-9262 / Fax: (925) 252-9269
http://www.mccampbell.com / E-mail: main@mccampbell.com

# Quality Control Report

| | | | |
|---|---|---|---|
| **Client:** | Enthalpy Analytical | **WorkOrder:** | 2602833 |
| **Date Prepared:** | 02/17/2026 | **BatchID:** | 335857 |
| **Date Analyzed:** | 02/17/2026 | **Extraction Method:** | RSK175 |
| **Instrument:** | GC26 | **Analytical Method:** | RSK175 |
| **Matrix:** | Water | **Unit:** | µg/L |
| **Project:** | EO-552835 | **Sample ID:** | MB/LCS/LCSD-335857 |

## QC Summary Report for RSK175

| Analyte | MB Result | MDL | RL | | | |
|---|---|---|---|---|---|---|
| Carbon Dioxide | ND | 50 | 50 | - | - | - |

| Analyte | LCS Result | LCSD Result | SPK Val | LCS %REC | LCSD %REC | LCS/LCSD Limits | RPD | RPD Limit |
|---|---|---|---|---|---|---|---|---|
| Carbon Dioxide | 190 | 150 | 187.2 | 100 | 82 | 70-130 | 20.7 | 30 |

McCampbell Analytical, Inc.
"When Quality Counts"

1534 Willow Pass Road, Pittsburg, CA 94565-1701
Toll Free Telephone: (877) 252-9262 / Fax: (925) 252-9269
http://www.mccampbell.com / E-mail: main@mccampbell.com

# Certified Analyte List

**Client:** Enthalpy Analytical **WorkOrder:** 2602833

**Project:** EO-552835

| Analyte | Cert 1 | Cert 2 | Cert 3 | Cert 4 | Cert 5 | Analytical Method | Matrix |
|---|---|---|---|---|---|---|---|
| 2,4,5-T (Trichlorophenoxy acetic acid) | ◉ | ◉ | ○ | ○ | ○ | E8151A | Water |
| 2,4,5-TP (Silvex) | ◉ | ◉ | ○ | ○ | ○ | E8151A | Water |
| 2,4-D (Dichlorophenoxyacetic acid) | ◉ | ◉ | ○ | ○ | ○ | E8151A | Water |
| 2,4-DB | ◉ | ◉ | ○ | ○ | ○ | E8151A | Water |
| 3,5-Dichlorobenzoic Acid | ○ | ◉ | ○ | ○ | ○ | E8151A | Water |
| 4-Nitrophenol | ◉ | ◉ | ○ | ○ | ○ | E8151A | Water |
| Acifluorfen | ○ | ◉ | ○ | ○ | ○ | E8151A | Water |
| Bentazon | ○ | ◉ | ○ | ○ | ○ | E8151A | Water |
| Chloramben | ○ | ◉ | ○ | ○ | ○ | E8151A | Water |
| Dalapon | ◉ | ◉ | ○ | ○ | ○ | E8151A | Water |
| DCPA (mono & diacid) | ○ | ◉ | ○ | ○ | ○ | E8151A | Water |
| Dicamba | ◉ | ◉ | ○ | ○ | ○ | E8151A | Water |
| Dichloroprop | ◉ | ◉ | ○ | ○ | ○ | E8151A | Water |
| Dinoseb (DNBP) | ◉ | ◉ | ○ | ○ | ○ | E8151A | Water |
| MCPA | ◉ | ◉ | ○ | ○ | ○ | E8151A | Water |
| MCPP | ◉ | ◉ | ○ | ○ | ○ | E8151A | Water |
| Pentachlorophenol (PCP) | ◉ | ◉ | ○ | ○ | ○ | E8151A | Water |
| Picloram | ○ | ◉ | ○ | ○ | ○ | E8151A | Water |

**Certifications**

| | |
|---|---|
| Cert 1 | CA ELAP 1644 |
| Cert 2 | ORELAP (NELAP) 4033 |

The Certified Analyte Report lists the compounds for which MAI is accredited at the time of issuance. Although MAI holds multiple accreditations, methods with extensive compound lists may not be fully accredited due to state agency availability.

McCampbell Analytical, Inc.
1534 Willow Pass Rd
Pittsburg, CA 94565-1701
(925) 252-9262

# CHAIN-OF-CUSTODY RECORD



**WorkOrder: 2602833** **ClientCode: ENO** **QuoteID: 262776**

☐ WaterTrax ☐ CLIP ☐ EDF ☒ EQuIS ☒ Dry-Weight ☑ Email ☐ HardCopy ☐ ThirdParty ☑ J-flag
☒ Detection Summary ☑ **Excel** [A1_Standard _QC]

**Report to:**
David Tripp
Enthalpy Analytical
931 West Barkley Avenue
Orange, CA 92868
657-581-4710 FAX:

Email: david.tripp@enthalpy.com
cc/3rd Party: incomingreports@enthalpy.com;
PO: 079649
Project: EO-552835

**Bill to:**
Accounts Payable/Enthalpy SoCal
Montrose Environmental Group
PO Box 842165
Boston, MA 02284-2165
003EL_ap@montrose-env.com

**Requested TAT:** 5 days;

***Date Received:*** 02/12/2026
***Date Logged:*** 02/12/2026

| Lab ID | ClientSampID | Matrix | Collection Date | Hold | Requested Tests (See legend below) | | | | | | | | | | | |
|---|---|---|---|---|---|---|---|---|---|---|---|---|---|---|---|---|
| | | | | | 1 | 2 | 3 | 4 | 5 | 6 | 7 | 8 | 9 | 10 | 11 | 12 |
| 2602833-001 | SOUTH BASIN-WESTERN INLET | Water | 2/10/2026 22:26 | ☐ | A | A | B | | | | | | | | | |
| 2602833-002 | SOUTH BASIN-EASTERN INLET | Water | 2/10/2026 22:37 | ☐ | A | A | B | | | | | | | | | |

**Test Legend:**

| | | | | | | | |
|---|---|---|---|---|---|---|---|
| 1 | 8151_W | 2 | PRDisposal Fee | 3 | RSK175_CO2_W | 4 | |
| 5 | | 6 | | 7 | | 8 | |
| 9 | | 10 | | 11 | | 12 | |

**Project Manager: Jena Alfaro**

**Prepared by: Agustina Venegas**

**Comments:**

NOTE: Soil samples are discarded 60 days after receipt unless other arrangements are made (Water samples are 30 days).
Hazardous samples will be returned to client or disposed of at client expense.

McCampbell Analytical, Inc.
"When Quality Counts"

1534 Willow Pass Road, Pittsburg, CA 94565-1701
Toll Free Telephone: (877) 252-9262 / Fax: (925) 252-9269
http://www.mccampbell.com / E-mail: main@mccampbell.com

# WORK ORDER SUMMARY

**Client Name:** ENTHALPY ANALYTICAL
**Client Contact:** David Tripp
**Contact's Email:** david.tripp@enthalpy.com

**Project:** EO-552835
**Comments:**

**Work Order:** 2602833
**QC Level:** LEVEL 2
**Date Logged:** 2/12/2026

☐ WaterTrax ☐ CLIP ☐ EDF ☑ Excel ☐ EQuIS ☑ Email ☐ HardCopy ☐ ThirdParty ☑ J-flag

| LabID | ClientSampID | Matrix | Test Name | Cont./ Comp. | Bottle & Preservative | U** | Head Space | Dry-Weight | Collection Date & Time | TAT | Test Due Date | Sediment Content | Hold | Sub Out |
|---|---|---|---|---|---|---|---|---|---|---|---|---|---|---|
| 001A | SOUTH BASIN-WESTERN INLET | Water | E8151A (Chlorinated Herbicides) | 1 | 1LA Narrow Mouth, Unpres | ☐ | ☐ | ☐ | 2/10/2026 22:26 | 5 days | 2/20/2026 | Present | ☐ | ☐ |
| 001B | SOUTH BASIN-WESTERN INLET | Water | RSK175 (CO2) | 2 | VOA, Unpres | ☐ | ☐ | ☐ | 2/10/2026 22:26 | 5 days | 2/20/2026 | Present | ☐ | ☐ |
| 002A | SOUTH BASIN-EASTERN INLET | Water | E8151A (Chlorinated Herbicides) | 1 | 1LA Narrow Mouth, Unpres | ☐ | ☐ | ☐ | 2/10/2026 22:37 | 5 days | 2/20/2026 | Present | ☐ | ☐ |
| 002B | SOUTH BASIN-EASTERN INLET | Water | RSK175 (CO2) | 2 | VOA, Unpres | ☐ | ☐ | ☐ | 2/10/2026 22:37 | 5 days | 2/20/2026 | Present | ☐ | ☐ |

**NOTES:** *** STLC and TCLP extractions require 2 days to complete; therefore, all TATs begin after the extraction is completed (i.e., One-day TAT yields results in 3 days from sample submission).**

**- ISM prep requires 5 to 10 days to complete; therefore, all TATs begin after the extraction is completed (i.e., One-day TAT yields results in 6 to 11 days from sample submission). Due date listed on WO summary will not accurately reflect the time needed for sample preparation.**

**- Organic extracts are held for 40 days before disposal; Inorganic extract are held for 30 days.**

**- MAI assumes that all material present in the provided sampling container is considered part of the sample - MAI does not exclude any material from the sample prior to sample preparation unless requested in writing by the client.**

**U** = An unpreserved container was received for a method that suggests a preservation in order to extend hold time for analysis.**

**Cont./Comp. = Containers /Composites**

2602833

ENTHALPY ANALYTICAL

931 West Barkley Ave
Orange, CA 92868
(714) 771-6900

Subcontract Laboratory:
McCampbell Analytical, Inc.
1534 Willow Pass Rd.
Pittsburg, CA 94565
ATTN: Quote ID: 252619
PO #: Quote ID: 262776

Enthalpy Order: EO-552835
PM: David Tripp
Email: david.tripp@enthalpy.com
CC: incomingreports@enthalpy.com
Phone: 657-581-4710

Results Due: Standard TAT (w/ HT RUSH)
Report Level: II
Report To: MDL
EDDs: Standard Excel EDD

Notes:

CHIQUITA Stormwater - Hold time rush please, if necessary

| Sample ID | Collected | Lab ID | # Cont. | Matrix | Analysis Requested | Comment |
|---|---|---|---|---|---|---|
| + SOUTH BASIN - WESTERN INLET | 10-FEB-2026 22:26 | 552835-001 | 1 | Water | EPA 8151A Chlorinated Herbicides | |
| | | | 2 | Water | RSK-175 CO2 | |
| + SOUTH BASIN - EASTERN INLET | 10-FEB-2026 22:37 | 552835-002 | 1 | Water | EPA 8151A Chlorinated Herbicides | |
| | | | 2 | Water | RSK-175 CO2 | |

| Notes: | Relinquished By: | Received By: |
|---|---|---|
| | [signature] | [signature] |
| | Date: 2.11.26 14:55 | Date: 2/12/26 0930 |
| | | |
| | Date: | Date: |
| | | |
| | Date: | Date: |

0.1C WET
1R41

FEDEX: 888708181257

McCampbell Analytical, Inc.
"When Quality Counts"

1534 Willow Pass Road, Pittsburg, CA 94565-1701
Toll Free Telephone: (877) 252-9262 / Fax: (925) 252-9269
http://www.mccampbell.com / E-mail: main@mccampbell.com

# Sample Receipt Checklist

| | | | |
|---|---|---|---|
| Client Name: | **Enthalpy Analytical** | Date and Time Received: | **2/12/2026 09:30** |
| Project: | **EO-552835** | Date Logged: | **2/12/2026** |
| | | Received by: | Agustina Venegas |
| WorkOrder №: | **2602833** Matrix: Water | Logged by: | Agustina Venegas |
| Carrier: | FedEx | | |

## Chain of Custody (COC) Information

| | | | |
|---|---|---|---|
| Chain of custody present? | Yes ☑ | No ☐ | |
| Chain of custody signed when relinquished and received? | Yes ☑ | No ☐ | |
| Chain of custody agrees with sample labels? | Yes ☑ | No ☐ | |
| Sample IDs noted by Client on COC? | Yes ☑ | No ☐ | |
| Date and Time of collection noted by Client on COC? | Yes ☑ | No ☐ | |
| Sampler's name noted on COC? | Yes ☐ | No ☑ | |
| COC agrees with Quote? | Yes ☑ | No ☐ | NA ☐ |
| COC quote is active? | Yes ☑ | No ☐ | NA ☐ |

## Sample Receipt Information

| | | | |
|---|---|---|---|
| Custody seals intact on shipping container/cooler? | Yes ☐ | No ☐ | NA ☑ |
| Custody seals intact on sample bottles? | Yes ☐ | No ☐ | NA ☑ |
| Shipping container/cooler in good condition? | Yes ☑ | No ☐ | |
| Samples in proper containers/bottles? | Yes ☑ | No ☐ | |
| Sample containers intact? | Yes ☑ | No ☐ | |
| Sufficient sample volume for indicated test? | Yes ☑ | No ☐ | |

## Sample Preservation and Hold Time (HT) Information

| | | | |
|---|---|---|---|
| All samples received within holding time? | Yes ☑ | No ☐ | NA ☐ |
| Samples Received on Ice? | Yes ☑ | No ☐ | |
| (Ice Type: OTHERS ) | | | |
| Sample/Temp Blank temperature | Temp: 0.1°C | | NA ☐ |
| ZHS conditional analyses: VOA meets zero headspace requirement (VOCs, TPHg/BTEX, RSK)? | Yes ☑ | No ☐ | NA ☐ |
| Sample labels checked for correct preservation? | Yes ☑ | No ☐ | |
| pH acceptable upon receipt (Metal: <2)? | Yes ☐ | No ☐ | NA ☑ |

UCMR Samples:

| | | | |
|---|---|---|---|
| pH tested and acceptable upon receipt (200.7: ≤2; 533: 6 - 8; 537.1: 6 - 8)? | Yes ☐ | No ☐ | NA ☑ |
| Free Chlorine tested and acceptable upon receipt (<0.1mg/L) [not applicable to 200.7]? | Yes ☐ | No ☐ | NA ☑ |

Comments:

**Laboratory Job Number 552835**

**Subcontracted Products**

**Enthalpy - El Dorado Hills**

March 05, 2026

**Enthalpy Analytical - El Dorado Hills**
**Work Order No. 2602133**

Mr. David Tripp
Enthalpy Analytical
931 W. Barkley Avenue
Orange, CA 92868

Dear Mr. Tripp,

Enclosed are the results for the sample set received at Enthalpy Analytical - EDH on February 12, 2026 under your Project Name 'EO-552835'.

Enthalpy Analytical - EDH is committed to serving you effectively. If you require additional information, please contact me at 916-673-1520 or by email at mark.rein@enthalpy.com.

Thank you for choosing Enthalpy Analytical - EDH as part of your analytical support team.

Sincerely,



Mark Rein
Project Manager

*Enthalpy Analytical -EDH certifies that the report herein meets all the requirements set forth by NELAP for those applicable test methods. Results relate only to the samples as received by the laboratory. This report should not be reproduced except in full without the written approval of Enthalpy Analytical -EDH .*

**Enthalpy Analytical - EDH Work Order No. 2602133**
**Case Narrative**

**Sample Condition on Receipt:**

Two water samples were received and stored securely in accordance with Enthalpy Analytical - EDH standard operating procedures and EPA methodology. The samples were received in good condition and within the method temperature requirements.

**Analytical Notes:**

**EPA Method 8290A**

These samples were extracted and analyzed for 2,3,7,8-TCDD by EPA Method 8290A using a ZB-DIOXIN GC column.

Holding Times

The method holding time criteria were met for these samples.

Quality Control

The Initial Calibration and Continuing Calibration Verifications met the method acceptance criteria.

A Method Blank and Ongoing Precision and Recovery (OPR) sample were extracted and analyzed with the preparation batch. No analytes were detected above the sample quantitation limits in the Method Blank. The OPR recoveries were within the method acceptance criteria.

Labeled standard recoveries for all QC and field samples were within method acceptance criteria.

TABLE OF CONTENTS


Case Narrative..... 1

Table of Contents..... 3

Sample Inventory..... 4

Analytical Results..... 5

Qualifiers..... 10

Certifications..... 11

Sample Receipt..... 12

# Sample Inventory Report

| Sample ID | Client Sample ID | Sampled | Received | Components/Containers |
|---|---|---|---|---|
| 2602133-01 | SOUTH BASIN - WESTERN INLET | 10-Feb-26 22:26 | 12-Feb-26 09:51 | Amber Glass NM Bottle, 1L |
| 2602133-02 | SOUTH BASIN - EASTERN INLET | 10-Feb-26 22:37 | 12-Feb-26 09:51 | Amber Glass NM Bottle, 1L |

## ANALYTICAL RESULTS

## Sample ID: Method Blank

**EPA Method 8290A**

**Client Data**

Name: Enthalpy Analytical
Project: EO-552835
Matrix: Aqueous

**Laboratory Data**

Lab Sample: B26B311-BLK1
QC Batch: B26B311
Sample Size: 0.500 L
Date Extracted: 26-Feb-26
Column: ZB-DIOXIN

| Analyte | Conc. (pg/L) | MDL | RL | Qualifiers | Analyzed | Dilution |
|---|---|---|---|---|---|---|
| 2,3,7,8-TCDD | ND | 3.56 | 10.0 | | 03-Mar-26 00:00 | 1 |

| Labeled Standards | Type | % Recovery | Limits | Qualifiers | Analyzed | Dilution |
|---|---|---|---|---|---|---|
| 13C-2,3,7,8-TCDD | IS | 85.0 | 40 - 135 | | 03-Mar-26 00:00 | 1 |
| 37Cl-2,3,7,8-TCDD | CRS | 90.1 | 40 - 135 | | 03-Mar-26 00:00 | 1 |

MDL - Method Detection Limit
RL - Reporting limit

Results reported to MDL.

## Sample ID: OPR

**EPA Method 8290A**

**Client Data**

Name: Enthalpy Analytical
Project: EO-552835
Matrix: Aqueous

**Laboratory Data**

Lab Sample: B26B311-BS1
QC Batch: B26B311
Sample Size: 0.500 L
Date Extracted: 26-Feb-26 04:13
Column: ZB-DIOXIN

| Analyte | Amt Found (pg/L) | Spike Amt | % Recovery | Limits | Qualifiers | Analyzed | Dilution |
|---|---|---|---|---|---|---|---|
| 2,3,7,8-TCDD | 377 | 400 | 94.3 | 70-130 | | 27-Feb-26 10:36 | 1 |
| **Labeled Standards** | **Type** | | **% Recovery** | **Limits** | **Qualifiers** | **Analyzed** | **Dilution** |
| 13C-2,3,7,8-TCDD | IS | | 69.7 | 40-135 | | 27-Feb-26 10:36 | 1 |
| 37Cl-2,3,7,8-TCDD | CRS | | 70.2 | 40-135 | | 27-Feb-26 10:36 | 1 |

## Sample ID: SOUTH BASIN - WESTERN INLET

**EPA Method 8290A**

**Client Data**

| | |
|---|---|
| Name: | Enthalpy Analytical |
| Project: | EO-552835 |
| Matrix: | Water |
| Date Collected: | 10-Feb-26 22:26 |

**Laboratory Data**

| | | | |
|---|---|---|---|
| Lab Sample: | 2602133-01 | Date Received: | 12-Feb-26 09:51 |
| QC Batch: | B26B311 | Date Extracted: | 26-Feb-26 |
| Sample Size: | 0.503 L | Column: | ZB-DIOXIN |

| Analyte | Conc. (pg/L) | MDL | RL | Qualifiers | Analyzed | Dilution |
|---|---|---|---|---|---|---|
| 2,3,7,8-TCDD | ND | 3.54 | 9.94 | | 03-Mar-26 18:23 | 1 |

| Labeled Standards | Type | % Recovery | Limits | Qualifiers | Analyzed | Dilution |
|---|---|---|---|---|---|---|
| 13C-2,3,7,8-TCDD | IS | 55.4 | 40 - 135 | | 03-Mar-26 18:23 | 1 |
| 37Cl-2,3,7,8-TCDD | CRS | 60.1 | 40 - 135 | | 03-Mar-26 18:23 | 1 |

MDL - Method Detection Limit
RL - Reporting limit

Results reported to MDL.

## Sample ID: SOUTH BASIN - EASTERN INLET

**EPA Method 8290A**

**Client Data**

| | |
|---|---|
| Name: | Enthalpy Analytical |
| Project: | EO-552835 |
| Matrix: | Water |
| Date Collected: | 10-Feb-26 22:37 |

**Laboratory Data**

| | | | |
|---|---|---|---|
| Lab Sample: | 2602133-02 | Date Received: | 12-Feb-26 09:51 |
| QC Batch: | B26B311 | Date Extracted: | 26-Feb-26 |
| Sample Size: | 0.501 L | Column: | ZB-DIOXIN |

| Analyte | Conc. (pg/L) | MDL | RL | Qualifiers | Analyzed | Dilution |
|---|---|---|---|---|---|---|
| 2,3,7,8-TCDD | ND | 3.55 | 9.97 | | 03-Mar-26 19:08 | 1 |

| Labeled Standards | Type | % Recovery | Limits | Qualifiers | Analyzed | Dilution |
|---|---|---|---|---|---|---|
| 13C-2,3,7,8-TCDD | IS | 60.7 | 40 - 135 | | 03-Mar-26 19:08 | 1 |
| 37Cl-2,3,7,8-TCDD | CRS | 58.8 | 40 - 135 | | 03-Mar-26 19:08 | 1 |

MDL - Method Detection Limit
RL - Reporting limit

Results reported to MDL.

# DATA QUALIFIERS & ABBREVIATIONS

| | |
|---|---|
| B | Compound was also detected in the method blank |
| Conc. | Concentration |
| CRS | Cleanup Recovery Standard |
| D | Dilution |
| DL | Detection Limit |
| E | Concentration exceeded the calibration range |
| EDL | Estimated Detection Limit |
| EMPC | Estimated Maximum Possible Concentration |
| H | Recovery and/or RPD was outside laboratory acceptance limits |
| I | Chemical Interference |
| IS | Internal Standard |
| J | Estimated Concentration below the Reporting Limit/LOQ |
| LOD | Limit of Detection |
| LOQ | Limit of Quantitation |
| MDL | Method Detection Limit |
| NA | Not Applicable |
| ND | Not Detected |
| OPR | Ongoing Precision and Recovery sample |
| P | Concentration may include contribution from chlorinated diphenyl ether(s). |
| Q | Ion transition ratio is outside of the acceptance criteria. |
| RL | Reporting Limit (MRL) |
| TEQ | Toxic Equivalency, sum of the toxic equivalency factors (TEF) multiplied by the sample concentrations. |
| TEQMax | TEQ calculated using the detection limit as the concentration for non-detects |
| TEQMin | TEQ calculated using zero as the concentration for non-detects |
| TEQRisk | TEQ calculated using ½ the detection limit as the concentration for non-detects |
| U | Not Detected (specific projects only) |
| * | See Cover Letter |

Unless otherwise noted, solid sample results are reported in dry weight. Tissue samples are reported in wet weight.

**Enthalpy Analytical - EDH Certifications**

| Accrediting Authority | Certificate Number |
|---|---|
| Alaska Department of Environmental Conservation | 17-013 |
| California Department of Health – ELAP | 2892 |
| DoD ELAP - A2LA Accredited - ISO/IEC 17025 | 3091.01 |
| Florida Department of Health | E87777 |
| Louisiana Department of Environmental Quality | 01977 |
| Maine Department of Health | 2020018 |
| Michigan Department of Environmental Quality | 9932 |
| Minnesota Department of Health | 2211390 |
| Nevada Division of Environmental Protection | CA00413 |
| New Hampshire Environmental Accreditation Program | 207721 |
| New Jersey Department of Environmental Protection | CA003 |
| New York Department of Health | 11411 |
| Ohio Environmental Protection Agency | 87778 |
| Oregon Laboratory Accreditation Program | 4042-021 |
| Texas Commission on Environmental Quality | T104704189-22-13 |
| Vermont Department of Health | VT-4042 |
| Virginia Department of General Services | 11276 |
| Washington Department of Ecology | C584 |
| Wisconsin Department of Natural Resources | 998036160 |

*Current certificates and lists of licensed parameters can be found at Enthalpy.com/Resources/Accreditations.*

ENTHALPY ANALYTICAL
931 West Barkley Ave
Orange, CA 92868
(714) 771-6900

2602133 1.0°C

Subcontract Laboratory:
Enthalpy - El Dorado Hills
1104 Windfield Way
El Dorado Hills, CA 95762
ATTN: Mark Rein
PO #: Required, to be sent via email

Enthalpy Order: EO-552835
PM: David Tripp
Email: david.tripp@enthalpy.com
CC: incomingreports@enthalpy.com
Phone: 657-581-4710

Results Due: Standard TAT (15wd TAT)
Report Level: II
Report To: MDL
EDDs: BLDR:Enthalpy (the normal EDD you send to Orange)

Notes:
CHIQUITA Stormwater - 15wd TAT or less if at all possible. No decanting.

| Sample ID | Collected | Lab ID | # Cont. | Matrix | Analysis Requested | Comment |
|---|---|---|---|---|---|---|
| SOUTH BASIN - WESTERN INLET | 10-FEB-2026 22:26 | 552835-001 | 1 | Water | EPA 8290 - 2,3,7,8-TCDD Only | |
| SOUTH BASIN - EASTERN INLET | 10-FEB-2026 22:37 | 552835-002 | 1 | Water | EPA 8290 - 2,3,7,8-TCDD Only | |

| Notes: | Relinquished By: | Received By: |
|---|---|---|
| | [signature] | [signature] |
| | Date: 2-11-26 14:55 | Date: 02/12/26 0951 |
| | | |
| | Date: | Date: |
| | | |
| | Date: | Date: |

# CoC/Label Reconciliation Report WO# 2602133

| LabNumber | CoC Sample ID | | SampleAlias | Sample Date/Time | | Container | BaseMatrix | Sample Comments |
|---|---|---|---|---|---|---|---|---|
| 2602133-01 | A SOUTH BASIN - WESTERN INLET | ☑ | 552835-001 | 10-Feb-26 22:26 | ☑ | Amber Glass NM Bottle, 1L | Aqueous | |
| 2602133-02 | A SOUTH BASIN - EASTERN INLET | ☑ | 552835-001 | 10-Feb-26 22:37 | ☑ | Amber Glass NM Bottle, 1L | Aqueous | |

Checkmarks indicate that information on the COC reconciled with the sample label.
Any discrepancies are noted in the following columns.

| CONDITION | Yes | No | NA |
|---|---|---|---|
| Sample Container Intact? | ✓ | | |
| Sample Container(s) Custody Seals Intact? | | | ✓ |
| Custody Seals On Cooler Intact? | | | ✓ |
| Adequate Sample Volume? | ✓ | | |
| Container Type Appropriate for Analysis(es)? | ✓ | | |

Comments: No back up volume

Preservation Documented: Na2S2O3 Trizma NH4CH3CO2 (None) Other

Verifed by/Date: JJT 02/12/26
XAO 02/11/26

Enthalpy Analytical
931 West Barkley Ave
Orange, CA 92868
(714) 771-6900

enthalpy.com

Lab Job Number : 552880
Report Level : II
Report Date : 03/13/2026

**Analytical Report** *prepared for:*

Matt Breuer
Waste Connections
Chiquita Canyon Landfill
29201 Henry Mayo Drive
Castaic, CA 91384

Project: CCLF STORMWATER - Stormwater Outlet

*Authorized for release by:*

David Tripp, Project Manager
657-581-4710
david.tripp@enthalpy.com

This data package has been reviewed for technical correctness and completeness. Release of this data has been authorized by the Laboratory Manager or the Manager's designee, as verified by the above signature which applies to this PDF file as well as any associated electronic data deliverable files. The results contained in this report meet all requirements of NELAP and pertain only to those samples which were submitted for analysis. This report may be reproduced only in its entirety.

CA ELAP# 1338, CA ELAP #1338-S1, NELAP# 4038, SCAQMD LAP# 18LA0518, LACSD ID# 10105, ORELAP# 4197

ENTHALPY ANALYTICAL

# Sample Summary

| | | | |
|---|---|---|---|
| Matt Breuer<br>Waste Connections<br>Chiquita Canyon Landfill<br>29201 Henry Mayo Drive<br>Castaic, CA 91384 | | Lab Job #:<br>Project No:<br>Location:<br>Date Received: | 552880<br>CCLF STORMWATER<br>Stormwater Outlet<br>02/11/26 |

| Sample ID | Lab ID | Collected | Matrix |
|---|---|---|---|
| OUTLET | 552880-001 | 02/11/26 09:05 | Water |

# Case Narrative

| | |
|---|---|
| Waste Connections<br>Chiquita Canyon Landfill<br>29201 Henry Mayo Drive<br>Castaic, CA 91384<br>Matt Breuer | Lab Job Number: 552880<br>Project No: CCLF<br>STORMWATER<br>Location: Stormwater Outlet<br>Date Received: 02/11/26 |

- This data package contains sample and QC results for one water sample, requested for the above referenced project on 02/11/26. The sample was received in good condition.
- DILUTIONS: Dilutions in this report were performed solely for the purpose of reporting target analytes within method calibration ranges. However, see the flag and comment noted for 8141 in Pace's sub-report - A10 Detection and quantitation limits were raised due to matrix interference.

**Volatile Organics by GC/MS (EPA 8260B):**

- Low recoveries were observed for toluene and chlorobenzene in the MSD for batch 395170; the parent sample was not a project sample, the BS/BSD were within limits, and the associated RPDs were within limits.
- OUTLET (lab # 552880-001) had pH greater than 2.
- No other analytical problems were encountered.

**Semivolatile Organics by GC/MS (EPA 8270E):**
No analytical problems were encountered.

**Semivolatile Organics by GC/MS (EPA 625.1):**

- Low surrogate recovery was observed for phenol-d6 in the method blank for batch 395126.
- No other analytical problems were encountered.

**Semivolatile Organics by GC/MS SIM (EPA 8270C-SIM):**
No analytical problems were encountered.

**Pesticides (EPA 8081A):**
No analytical problems were encountered.

**Total Organic Carbon by IR (SM 5310B):**
No analytical problems were encountered.

**PCBs (EPA 8082):**
No analytical problems were encountered.

**Metals (EPA 200.7, EPA 200.8, and EPA 245.1):**

- Low recoveries were observed for zinc in the MS/MSD for batch 395119; the parent sample was not a project sample, the LCS was within limits, and the associated RPD was within limits.
- No other analytical problems were encountered.

**Ion Chromatography (EPA 300.0):**

- Responses exceeding the instrument's linear range were observed for sulfate in the MS/MSD for batch 395128; affected data was qualified with "E".
- No other analytical problems were encountered.

**Total Phosphorus as P (SM 4500-P-B5-E):**
No analytical problems were encountered.

**Conductivity (SM2510B):**
No analytical problems were encountered.

**Total Oil & Grease (HEM) (EPA 1664A):**

- Matrix spikes were not performed for this analysis due to insufficient sample volume.
- No analytical problems were encountered.

**Total Phenolics (EPA 420.1):**
No analytical problems were encountered.

**Alkalinity (SM2320B):**
No analytical problems were encountered.

**Sulfide (SM 4500-S2-D):**
No analytical problems were encountered.

**Total Dissolved Solids (TDS) (SM2540C):**
No analytical problems were encountered.

**Total Suspended Solids (TSS) (SM2540D):**
No analytical problems were encountered.

**Chemical Oxygen Demand (SM5220D):**
No analytical problems were encountered.

**Biochemical Oxygen Demand (SM5210B):**
No analytical problems were encountered.

**Turbidity (SM2130B):**
No analytical problems were encountered.

**Cyanide - Semi-Automated Method (SM 4500-CN-E and SM 4500-CN-E):**
No analytical problems were encountered.

**Coliform - 9221 Tests (SM 9221B and SM 9221F):**
No analytical problems were encountered.

**Ammonia and TKN- Semi-Automated Method (SM 4500-NH3-G):**
No analytical problems were encountered.

**Organophosphorus Pesticides (EPA 8141A):**
Pace Laboratories in Bakersfield, CA performed the analysis (see sublab report section for certifications). Please see the Pace Laboratories case narrative - including dilution and RL-related flags and comments: A10 Detection and quantitation limits were raised due to matrix interference.

**8151A Chlorinated Herbicides (EPA 8151A):**
McCampbell Analytical, Inc. in Pittsburg, CA performed the analysis (NELAP certified). Please see the McCampbell Analytical, Inc. case narrative.

**RSK-175 CO2 (RSK-175):**
McCampbell Analytical, Inc. in Pittsburg, CA performed the analysis (see sublab report section for certifications). Please see the McCampbell Analytical, Inc. case narrative.

**Dioxins & Furans (EPA 8290):**

Enthalpy - El Dorado Hills in El Dorado Hills, CA performed the analysis (see sublab report section for certifications). Please see the Enthalpy - El Dorado Hills case narrative.

# ENTHALPY ANALYTICAL

## Chain of Custody Record

Lab No: 552880

Page: 1 of 3

**Turn Around Time (rush by advanced notice only)**

| Standard: | | 5 Day: | | 3 Day: | |
|---|---|---|---|---|---|
| 2 Day: | | 1 Day: | X | Custom TAT: | |


**Enthalpy Analytical - Orange**

931 W. Barkley Avenue, Orange, CA 92868

Phone 714-771-6900


**Matrix:** A = Air S = Soil/Solid W = Water DW = Drinking Wate SD = Sediment PP = Pure Product SEA = Sea Water SW = Swab T = Tissue WP = Wipe O = Other

**Preservatives:** 1 = $Na_2S_2O_3$ 2 = HCl 3 = $HNO_3$ 4 = $H_2SO_4$ 5 = NaOH 6 = Other

**Sample Receipt Temp:** IR 15 ice 5.7/6.1 bag 4.6 15.0 (lab use only)

| CUSTOMER INFORMATION | | PROJECT INFORMATION | |
|---|---|---|---|
| Company: | Chiquita Canyon, LLC | Name: | Stormwater Outlet |
| Report To: | Matt Breuer | Number: | |
| Email: | matthew.breuer@wasteconnectior | P.O. #: | |
| Address: | 29201 Henry Mayo Drive | Address: | 29201 Henry Mayo Drive |
| | Castaic, CA 91384 | | Castaic, CA 91384 |
| Phone: | 682-559-3880 | Global ID: | |
| Fax: | | Sampled By: | CH, GA |

| | Sample ID | Sampling Date | Sampling Time | Matrix | Container No. / Size | Pres. | 200.7/200.8 Metals (see comments) | 245.1 Mercury | 4500-CN-E Cyanide | 8081 Pesticides / 8082 PCBs | 8141 Organophosphorous Pesticides | 8151 Herbicides | 8260 VOCs | 8260 Acrolein/Acrylonitrile | 8270C | 8290 2,3,7,8-TCDD | Test Instructions / Comments |
|---|---|---|---|---|---|---|---|---|---|---|---|---|---|---|---|---|---|
| 1 | Outlet | 02/11/26 | 0905 | W | 31 | 1,2,4,6 | X | X | X | X | X | X | X | X | X | X | Temp: 14.9°C, pH 8.69 |
| 2 | | | | | | | | | | | | | | | | | |
| 3 | | | | | | | | | | | | | | | | | |
| 4 | | | | | | | | | | | | | | | | | |
| 5 | | | | | | | | | | | | | | | | | |
| 6 | | | | | | | | | | | | | | | | | |
| 7 | | | | | | | | | | | | | | | | | |
| 8 | | | | | | | | | | | | | | | | | |
| 9 | | | | | | | | | | | | | | | | | |
| 10 | | | | | | | | | | | | | | | | | |

**Analysis Request**

**Test Instructions / Comments**

**200.8 - Ag, As, B, Ba, Be, Cd, Co, Cr, Cu, Ni, Mn, Pb, Sb, Se, Sn, Tl, V, Zn**
**200.7 - Fe, Ca, K, Mg, Na**

**Additional email recipients:**
**matt.breuer@wasteconnections.com**
**stormwater@wasteconnections.com**
**tmb@swteng.com**
**aav@swteng.com**

**Direct invoices to:**
**Maribel Bolanos**
**(661) 257-3665**

Login 552880

| | Signature | Print Name | Company / Title | Date / Time |
|---|---|---|---|---|
| [1] Relinquished By: | | Colby Hough | CTEH | 2/11/2026 1237 |
| [1] Received By: | | JX12 | EP | 2/11/26 1237 |
| [2] Relinquished By: | | | | |
| [2] Received By: | | | | |
| [3] Relinquished By: | | | | |
| [3] Received By: | | | | |

ENTHALPY ANALYTICAL

**Chain of Custody Record**

Lab No:

Page: 2 of 3

**Turn Around Time (rush by advanced notice only)**

| | | | | | |
|---|---|---|---|---|---|
| Standard: | | 5 Day: | | 3 Day: | |
| 2 Day: | | 1 Day: | X | Custom TAT: | |

**Enthalpy Analytical - Orange**

931 W. Barkley Avenue, Orange, CA 92868

Phone 714-771-6900

**Matrix:** A = Air S = Soil/Solid
W = Water DW = Drinking Wate SD = Sediment
PP = Pure Product SEA = Sea Water
SW = Swab T = Tissue WP = Wipe O = Other

**Preservatives:**
1 = $Na_2S_2O_3$ 2 = HCl 3 = $HNO_3$
4 = $H_2SO_4$ 5 = NaOH 6 = Other

**Sample Receipt Temp:**

(lab use only)

| CUSTOMER INFORMATION | | PROJECT INFORMATION | |
|---|---|---|---|
| Company: | Chiquita Canyon, LLC | Name: | Stormwater Outlet |
| Report To: | Kate Logan | Number: | |
| Email: | kate.logan@wasteconnections.com | P.O. #: | |
| Address: | 29201 Henry Mayo Drive | Address: | 29201 Henry Mayo Drive |
| | Castaic, CA 91384 | | Castaic, CA 91384 |
| Phone: | 682-559-3880 | Global ID: | |
| Fax: | | Sampled By: | GA, CH |

**Analysis Request**

**Test Instructions / Comments**

**Additional email recipients:**
**matt.breuer@wasteconnections.com**
**stormwater@wasteconnections.com**
**tmb@swteng.com**
**aav@swteng.com**

**Direct invoices to:**
**Maribel Bolanos**
**(661) 257-3665**

| | Sample ID | Sampling Date | Sampling Time | Matrix | Container No. / Size | Pres. | SM4500-S2-D Total Sulfide | 420.1 Total Phenolics | 1664A Oil and Grease | 9221B Tota Coliform | 9221F E. Coli | 300.0 Cl, Br, Fl, NO3, NO2, SO4 | 2540D TSS | 5310B TOC | 8270 SIM 1,4-Dioxane | SM2320B Alkalinity | Test Instructions / Comments |
|---|---|---|---|---|---|---|---|---|---|---|---|---|---|---|---|---|---|
| 1 | Outlet | 02/11/26 | 0905 | W | 31 | 1,2,4,6 | X | X | X | X | X | X | X | X | X | X | Temp: 14.9°C, pH 8.69 |
| 2 | | | | | | | | | | | | | | | | | |
| 3 | | | | | | | | | | | | | | | | | |
| 4 | | | | | | | | | | | | | | | | | |
| 5 | | | | | | | | | | | | | | | | | |
| 6 | | | | | | | | | | | | | | | | | |
| 7 | | | | | | | | | | | | | | | | | |
| 8 | | | | | | | | | | | | | | | | | |
| 9 | | | | | | | | | | | | | | | | | |
| 10 | | | | | | | | | | | | | | | | | |

| | Signature | Print Name | Company / Title | Date / Time |
|---|---|---|---|---|
| 1 Relinquished By: | [signature] | Caleb Hercyk | OPEH | 2/11/2026 1237 |
| 1 Received By: | [signature] | JKR | EA | 2/11/26 1237 |
| 2 Relinquished By: | | | | |
| 2 Received By: | | | | |
| 3 Relinquished By: | | | | |
| 3 Received By: | | | | |

# ENTHALPY ANALYTICAL

## Chain of Custody Record

Lab No:

Page: 3 of 3

**Turn Around Time (rush by advanced notice only)**

| Standard: | | 5 Day: | | 3 Day: | |
|---|---|---|---|---|---|
| 2 Day: | | 1 Day: | X | Custom TAT: | |

**Enthalpy Analytical - Orange**

931 W. Barkley Avenue, Orange, CA 92868

Phone 714-771-6900

**Matrix:** A = Air S = Soil/Solid W = Water DW = Drinking Wate SD = Sediment PP = Pure Product SEA = Sea Water SW = Swab T = Tissue WP = Wipe O = Other

**Preservatives:** 1 = $Na_2S_2O_3$ 2 = HCl 3 = $HNO_3$ 4 = $H_2SO_4$ 5 = NaOH 6 = Other

**Sample Receipt Temp:** (lab use only)

| CUSTOMER INFORMATION | | PROJECT INFORMATION | |
|---|---|---|---|
| Company: | Chiquita Canyon, LLC | Name: | Stormwater Outlet |
| Report To: | Kate Logan | Number: | |
| Email: | kate.logan@wasteconnections.com | P.O. #: | |
| Address: | 29201 Henry Mayo Drive | Address: | 29201 Henry Mayo Drive |
| | Castaic, CA 91384 | | Castaic, CA 91384 |
| Phone: | 682-559-3880 | Global ID: | |
| Fax: | | Sampled By: | GA, CH |

| | Sample ID | Sampling Date | Sampling Time | Matrix | Container No. / Size | Pres. | SM5220D Chemical Oxygen Demand | SM2510B Specific Conductance | RSK-175 Carbon Dioxide | 2540E TDS | SM2130B Turbidity | 350.1 Ammonia | 625.1 - See Comments | 625.1 Alpha-Terpineol | SM5210B BOD | | Test Instructions / Comments |
|---|---|---|---|---|---|---|---|---|---|---|---|---|---|---|---|---|---|
| 1 | Outlet | 02/11/26 | 0905 | W | 31 | 1,2,4,6 | X | X | X | X | X | X | X | X | X | | Temp: 14.9°C, pH 8.69 |
| 2 | | | | | | | | | | | | | | | | | |
| 3 | | | | | | | | | | | | | | | | | |
| 4 | | | | | | | | | | | | | | | | | |
| 5 | | | | | | | | | | | | | | | | | |
| 6 | | | | | | | | | | | | | | | | | |
| 7 | | | | | | | | | | | | | | | | | |
| 8 | | | | | | | | | | | | | | | | | |
| 9 | | | | | | | | | | | | | | | | | |
| 10 | | | | | | | | | | | | | | | | | |

**Analysis Request**

**Test Instructions / Comments**

**625.1 - Benzoic Acid, Pyridine, Phenol, 2-methylphenol, 3,4-methylphenol, Cresol, Naphthalene, alpha-terpineol**

**Additional email recipients:**
**matt.breuer@wasteconnections.com**
**stormwater@wasteconnections.com**
**tmb@swteng.com**
**aav@swteng.com**

**Direct invoices to:**
**Maribel Bolanos**
**(661) 257-3665**

| | Signature | Print Name | Company / Title | Date / Time |
|---|---|---|---|---|
| 1 Relinquished By: | | Caleb Herap | CTEH | 2/11/2026 1237 |
| 1 Received By: | | JKR | EA | 2/11/26 1237 |
| 2 Relinquished By: | | | | |
| 2 Received By: | | | | |
| 3 Relinquished By: | | | | |
| 3 Received By: | | | | |

# SAMPLE RECEIPT CHECKLIST

**Section 1: General Info**

Date Received: 02/11/26 WO# 552880 Client: Waste Connections

**Section 2: Shipping / Custody** **Are custody seals present?** ☐ Yes ☒ No

Custody seals intact on arrival? ■ N/A ☐ Yes ☐ No ☐ On cooler / box ☐ On samples

☐ Courier ■ Walk-In ☐ Field Sampling ☐ Shipping Info: _____

**Section 3a: Condition / Packaging** ☐ **Outside 0.0 - 6.0°C (0.0 - 10.0°C for microbiology) (PM notified)**

Date Opened 02/11/26 By (initials) JXR Type of ice used: ■ Wet ☐ Blue/Gel ☐ None

■ Samples received on ice directly from the field; cooling process had begun. (if checked, skip temperatures)

☐ Sample matrix doesn't require cooling (e.g. air, bulk PCB). (if checked, skip temperatures)

If no cooler: Observed/Adjusted Temp (°C): _____ / _____ Thermometer/IR Gun: ~~IR10~~ JRS IR6 CF: +0.2

Cooler Temp (°C) #1: 5.7 / 6.1 #2: 4.6 / 5.0 #3: ____/____ #4: ____/____ #5: ____/____ #6: ____/____

**Section 3b: Microbiology Samples** ■ **No microbiology samples submitted (skip 3b)**

☐ Within temp range 0.0 - 10.0°C or received on ice directly from field.

☐ Adequate headspace for microbiology analysis.

**Section 3c: Air Samples** ■ **No air samples submitted (skip 3c)**

☐ 1.4L Canisters ☐ 6L Canisters ☐ Tedlar Bags ☐ MCE Cassettes ☐ Sorbent Tubes ☐ Other _____

| Section 4: Containers / Labels / Samples | YES | NO | N/A |
|---|---|---|---|
| 1) Were custody papers present, filled properly, and legible? | x | | |
| 2) Is the sampler's name present on the CoC? | x | | |
| 3) Were containers received in good condition (unbroken / unopened / uncompromised)? | x | | |
| 4) Were the samples bagged? (required for microbiology samples; recommended for soil samples) | x | | |
| 5) Were all of, and only, the correct samples received? | x | | |
| 6) Are sample labels present, legible, and in agreement with the CoC? | x | | |
| 7) Does the container count match the CoC? | x | | |
| 8) Was sufficient sample volume / mass received for the analyses requested? | x | | |
| 9) Were samples received in proper containers for the analyses requested? | x | | |
| 10) Were samples received with > 1/2 holding time remaining? | x | | |
| 11) Are samples properly preserved as indicated by CoC / labels? | x | | |
| 12) Unpreserved VOAs received - If necessary, was the hold time changed in LIMS? | | | x |
| 13) Are VOA vials free from headspace/bubbles > 6mm? | x | | |

**Section 5: Explanations / Comments**

(If no comments are made, then no discrepancies noted.)

☐ **No additional discrepancies**

**Date Logged** 02/11/26 **By (print)** FPD **(sign)** _____

**Date Labeled** 02/11/26 **By (print)** AGR **(sign)** for AGR

ENTHALPY ANALYTICAL

# Analysis Results for 552880

Matt Breuer
Waste Connections
Chiquita Canyon Landfill
29201 Henry Mayo Drive
Castaic, CA 91384

Lab Job #: 552880
Project No: CCLF STORMWATER
Location: Stormwater Outlet
Date Received: 02/11/26

**Sample ID: OUTLET** **Lab ID: 552880-001** **Collected: 02/11/26 09:05**
**Matrix: Water**

| 552880-001 Analyte | Result | Qual | Units | RL | MDL | DF | Batch | Prepared | Analyzed | Chemist |
|---|---|---|---|---|---|---|---|---|---|---|
| Method: EPA 1664A<br>Prep Method: METHOD | | | | | | | | | | |
| Total Oil and Grease | ND | | mg/L | 5.1 | 0.99 | 1 | 395189 | 02/12/26 | 02/13/26 | JAG |
| Method: EPA 200.7<br>Prep Method: EPA 3015A | | | | | | | | | | |
| Calcium | **80** | | mg/L | 0.10 | 0.022 | 1 | 395117 | 02/11/26 | 02/12/26 | SBW |
| Iron | **1.5** | | mg/L | 0.050 | 0.017 | 1 | 395415 | 02/14/26 | 02/17/26 | TWJ |
| Magnesium | **14** | | mg/L | 0.10 | 0.010 | 1 | 395117 | 02/11/26 | 02/12/26 | SBW |
| Potassium | **21** | | mg/L | 0.50 | 0.15 | 1 | 395117 | 02/11/26 | 02/12/26 | SBW |
| Sodium | **95** | | mg/L | 0.50 | 0.017 | 1 | 395117 | 02/11/26 | 02/12/26 | SBW |
| Method: EPA 200.8<br>Prep Method: EPA 3015A | | | | | | | | | | |
| Antimony | **1.2** | J | ug/L | 2.0 | 1.0 | 1 | 395119 | 02/11/26 | 02/12/26 | KAM |
| Arsenic | **7.6** | | ug/L | 2.0 | 0.27 | 1 | 395119 | 02/11/26 | 02/12/26 | KAM |
| Barium | **56** | | ug/L | 5.0 | 0.44 | 1 | 395119 | 02/11/26 | 02/12/26 | KAM |
| Beryllium | **0.10** | J | ug/L | 1.0 | 0.060 | 1 | 395119 | 02/11/26 | 02/12/26 | KAM |
| Boron | **300** | | ug/L | 100 | 77 | 10 | 395119 | 02/11/26 | 02/11/26 | KAM |
| Cadmium | ND | | ug/L | 1.0 | 0.072 | 1 | 395119 | 02/11/26 | 02/12/26 | KAM |
| Chromium | **3.4** | J | ug/L | 5.0 | 0.43 | 1 | 395119 | 02/11/26 | 02/12/26 | KAM |
| Cobalt | **1.7** | | ug/L | 1.0 | 0.090 | 1 | 395119 | 02/11/26 | 02/12/26 | KAM |
| Copper | **9.8** | | ug/L | 3.0 | 0.96 | 1 | 395119 | 02/11/26 | 02/12/26 | KAM |
| Lead | **1.9** | J | ug/L | 5.0 | 0.23 | 1 | 395119 | 02/11/26 | 02/12/26 | KAM |
| Manganese | **59** | | ug/L | 10 | 3.8 | 1 | 395119 | 02/11/26 | 02/12/26 | KAM |
| Nickel | **5.2** | | ug/L | 5.0 | 1.3 | 1 | 395119 | 02/11/26 | 02/12/26 | KAM |
| Selenium | **4.7** | | ug/L | 4.0 | 1.9 | 1 | 395119 | 02/11/26 | 02/12/26 | KAM |
| Silver | ND | | ug/L | 5.0 | 0.37 | 1 | 395119 | 02/11/26 | 02/12/26 | KAM |
| Thallium | ND | | ug/L | 1.0 | 0.25 | 1 | 395119 | 02/11/26 | 02/12/26 | KAM |
| Tin | ND | | ug/L | 5.0 | 1.5 | 1 | 395119 | 02/11/26 | 02/12/26 | KAM |
| Vanadium | **9.8** | | ug/L | 5.0 | 0.36 | 1 | 395119 | 02/11/26 | 02/12/26 | KAM |
| Zinc | **15** | | ug/L | 10 | 7.6 | 1 | 395119 | 02/11/26 | 02/12/26 | KAM |
| Method: EPA 245.1<br>Prep Method: EPA 245.1 | | | | | | | | | | |
| Mercury | ND | | ug/L | 0.40 | 0.089 | 1 | 395167 | 02/12/26 | 02/12/26 | MLL |
| Method: EPA 300.0<br>Prep Method: METHOD | | | | | | | | | | |
| Fluoride | **0.29** | | mg/L | 0.20 | 0.059 | 1 | 395128 | 02/11/26 15:42 | 02/12/26 11:27 | KUM |
| Chloride | **45** | | mg/L | 1.0 | 0.26 | 1 | 395128 | 02/11/26 15:42 | 02/12/26 11:27 | KUM |
| Nitrogen, Nitrite | **0.04** | J | mg/L | 0.10 | 0.02 | 1 | 395128 | 02/11/26 15:42 | 02/12/26 11:27 | KUM |



Results for any subcontracted analyses are not included in this section.

ENTHALPY ANALYTICAL

# Analysis Results for 552880

| 552880-001 Analyte | Result | Qual | Units | RL | MDL | DF | Batch | Prepared | Analyzed | Chemist |
|---|---|---|---|---|---|---|---|---|---|---|
| Bromide | **0.13** | J | mg/L | 0.30 | 0.061 | 1 | 395128 | 02/11/26 15:42 | 02/12/26 11:27 | KUM |
| Nitrogen, Nitrate | **0.41** | | mg/L | 0.10 | 0.05 | 1 | 395128 | 02/11/26 15:42 | 02/12/26 11:27 | KUM |
| Sulfate | **190** | | mg/L | 10 | 1.8 | 10 | 395128 | 02/11/26 15:42 | 02/12/26 11:50 | KUM |
| Method: EPA 350.1<br>Prep Method: METHOD | | | | | | | | | | |
| Ammonia-N | **0.076** | J | mg/L | 0.10 | 0.068 | 1 | 395138 | 02/11/26 | 02/12/26 | JAK |
| Method: EPA 420.1<br>Prep Method: METHOD | | | | | | | | | | |
| Total Phenolics | ND | | mg/L | 0.011 | 0.0060 | 1.1 | 395122 | 02/11/26 | 02/12/26 | LVL |
| Method: EPA 625.1<br>Prep Method: EPA 3510C | | | | | | | | | | |
| Benzoic acid | ND | | ug/L | 48 | 10 | 0.96 | 395126 | 02/11/26 | 02/12/26 | TJW |
| 2-Methylphenol | ND | | ug/L | 9.6 | 3.1 | 0.96 | 395126 | 02/11/26 | 02/12/26 | TJW |
| Pyridine | ND | | ug/L | 9.6 | 2.7 | 0.96 | 395126 | 02/11/26 | 02/12/26 | TJW |
| Phenol | ND | | ug/L | 9.6 | 2.0 | 0.96 | 395126 | 02/11/26 | 02/12/26 | TJW |
| Naphthalene | ND | | ug/L | 9.6 | 3.4 | 0.96 | 395126 | 02/11/26 | 02/12/26 | TJW |
| 3-,4-Methylphenol | ND | | ug/L | 9.6 | 2.9 | 0.96 | 395126 | 02/11/26 | 02/12/26 | TJW |
| Cresol | ND | | ug/L | 9.6 | | 0.96 | 395126 | 02/11/26 | 02/12/26 | TJW |
| a-Terpineol | ND | | ug/L | 9.6 | 2.0 | 0.96 | 395126 | 02/11/26 | 02/12/26 | TJW |
| **Surrogates** | | | | **Limits** | | | | | | |
| 2-Fluorophenol | 53% | | %REC | 36-95 | | 0.96 | 395126 | 02/11/26 | 02/12/26 | TJW |
| Phenol-d6 | 37% | | %REC | 28-82 | | 0.96 | 395126 | 02/11/26 | 02/12/26 | TJW |
| 2,4,6-Tribromophenol | 98% | | %REC | 61-140 | | 0.96 | 395126 | 02/11/26 | 02/12/26 | TJW |
| Nitrobenzene-d5 | 78% | | %REC | 48-123 | | 0.96 | 395126 | 02/11/26 | 02/12/26 | TJW |
| 2-Fluorobiphenyl | 74% | | %REC | 51-105 | | 0.96 | 395126 | 02/11/26 | 02/12/26 | TJW |
| Terphenyl-d14 | 81% | | %REC | 65-117 | | 0.96 | 395126 | 02/11/26 | 02/12/26 | TJW |
| Method: EPA 8081A<br>Prep Method: EPA 3510C | | | | | | | | | | |
| alpha-BHC | ND | | ug/L | 0.05 | 0.01 | 0.96 | 395031 | 02/11/26 | 03/09/26 | HQN |
| beta-BHC | ND | | ug/L | 0.05 | 0.01 | 0.96 | 395031 | 02/11/26 | 03/09/26 | HQN |
| gamma-BHC | ND | | ug/L | 0.05 | 0.009 | 0.96 | 395031 | 02/11/26 | 03/09/26 | HQN |
| delta-BHC | ND | | ug/L | 0.05 | 0.01 | 0.96 | 395031 | 02/11/26 | 03/09/26 | HQN |
| Heptachlor | ND | | ug/L | 0.05 | 0.01 | 0.96 | 395031 | 02/11/26 | 03/09/26 | HQN |
| Aldrin | ND | | ug/L | 0.05 | 0.01 | 0.96 | 395031 | 02/11/26 | 03/09/26 | HQN |
| Heptachlor epoxide | ND | | ug/L | 0.05 | 0.009 | 0.96 | 395031 | 02/11/26 | 03/09/26 | HQN |
| Endosulfan I | ND | | ug/L | 0.05 | 0.01 | 0.96 | 395031 | 02/11/26 | 03/09/26 | HQN |
| Dieldrin | ND | | ug/L | 0.1 | 0.01 | 0.96 | 395031 | 02/11/26 | 03/09/26 | HQN |
| 4,4'-DDE | ND | | ug/L | 0.1 | 0.04 | 0.96 | 395031 | 02/11/26 | 03/09/26 | HQN |
| Endrin | ND | | ug/L | 0.1 | 0.01 | 0.96 | 395031 | 02/11/26 | 03/09/26 | HQN |
| Endosulfan II | ND | | ug/L | 0.1 | 0.02 | 0.96 | 395031 | 02/11/26 | 03/09/26 | HQN |
| Endosulfan sulfate | ND | | ug/L | 0.1 | 0.01 | 0.96 | 395031 | 02/11/26 | 03/09/26 | HQN |
| 4,4'-DDD | ND | | ug/L | 0.1 | 0.03 | 0.96 | 395031 | 02/11/26 | 03/09/26 | HQN |
| Endrin aldehyde | ND | | ug/L | 0.1 | 0.03 | 0.96 | 395031 | 02/11/26 | 03/09/26 | HQN |
| Endrin ketone | ND | | ug/L | 0.1 | 0.03 | 0.96 | 395031 | 02/11/26 | 03/09/26 | HQN |
| 4,4'-DDT | ND | | ug/L | 0.1 | 0.08 | 0.96 | 395031 | 02/11/26 | 03/09/26 | HQN |
| Methoxychlor | ND | | ug/L | 0.1 | 0.04 | 0.96 | 395031 | 02/11/26 | 03/09/26 | HQN |
| Toxaphene | ND | | ug/L | 1.9 | 0.4 | 0.96 | 395031 | 02/11/26 | 03/09/26 | HQN |
| Chlordane (Technical) | ND | | ug/L | 1.0 | 0.2 | 0.96 | 395031 | 02/11/26 | 03/09/26 | HQN |
| **Surrogates** | | | | **Limits** | | | | | | |



Results for any subcontracted analyses are not included in this section.

ENTHALPY ANALYTICAL

# Analysis Results for 552880

| 552880-001 Analyte | Result | Qual | Units | RL | MDL | DF | Batch | Prepared | Analyzed | Chemist |
|---|---|---|---|---|---|---|---|---|---|---|
| TCMX | 77% | | %REC | 29-120 | | 0.96 | 395031 | 02/11/26 | 03/09/26 | HQN |
| Decachlorobiphenyl | 79% | | %REC | 33-132 | | 0.96 | 395031 | 02/11/26 | 03/09/26 | HQN |
| Method: EPA 8082<br>Prep Method: EPA 3510C | | | | | | | | | | |
| Aroclor-1016 | ND | | ug/L | 0.48 | 0.29 | 0.96 | 395031 | 02/11/26 | 03/09/26 | HQN |
| Aroclor-1221 | ND | | ug/L | 0.48 | 0.45 | 0.96 | 395031 | 02/11/26 | 03/09/26 | HQN |
| Aroclor-1232 | ND | | ug/L | 0.48 | 0.26 | 0.96 | 395031 | 02/11/26 | 03/09/26 | HQN |
| Aroclor-1242 | ND | | ug/L | 0.48 | 0.28 | 0.96 | 395031 | 02/11/26 | 03/09/26 | HQN |
| Aroclor-1248 | ND | | ug/L | 0.48 | 0.23 | 0.96 | 395031 | 02/11/26 | 03/09/26 | HQN |
| Aroclor-1254 | ND | | ug/L | 0.48 | 0.26 | 0.96 | 395031 | 02/11/26 | 03/09/26 | HQN |
| Aroclor-1260 | ND | | ug/L | 0.48 | 0.31 | 0.96 | 395031 | 02/11/26 | 03/09/26 | HQN |
| Aroclor-1262 | ND | | ug/L | 0.48 | 0.28 | 0.96 | 395031 | 02/11/26 | 03/09/26 | HQN |
| Aroclor-1268 | ND | | ug/L | 0.48 | 0.25 | 0.96 | 395031 | 02/11/26 | 03/09/26 | HQN |
| **Surrogates** | | | | **Limits** | | | | | | |
| Decachlorobiphenyl (PCB) | 77% | | %REC | 28-138 | | 0.96 | 395031 | 02/11/26 | 03/09/26 | HQN |
| Method: EPA 8260B<br>Prep Method: EPA 5030B | | | | | | | | | | |
| Carbon Disulfide | ND | | ug/L | 5.0 | 0.3 | 1 | 395170 | 02/12/26 | 02/12/26 | LYZ |
| Chloroprene | ND | | ug/L | 200 | 0.3 | 1 | 395170 | 02/12/26 | 02/12/26 | LYZ |
| 3-Chloropropene | ND | | ug/L | 5.0 | 0.2 | 1 | 395170 | 02/12/26 | 02/12/26 | LYZ |
| Ethyl methacrylate | ND | | ug/L | 50 | 2.4 | 1 | 395170 | 02/12/26 | 02/12/26 | LYZ |
| Ethanol | ND | | ug/L | 500 | 130 | 1 | 395170 | 02/12/26 | 02/12/26 | LYZ |
| 2-Hexanone | ND | | ug/L | 5.0 | 0.6 | 1 | 395170 | 02/12/26 | 02/12/26 | LYZ |
| Isopropanol (IPA) | ND | | ug/L | 200 | 40 | 1 | 395170 | 02/12/26 | 02/12/26 | LYZ |
| Methyl acrylonitrile | ND | | ug/L | 35 | 1.3 | 1 | 395170 | 02/12/26 | 02/12/26 | LYZ |
| Vinyl Acetate | ND | | ug/L | 50 | 2.4 | 1 | 395170 | 02/12/26 | 02/12/26 | LYZ |
| Acrolein | ND | | ug/L | 200 | 2.0 | 1 | 395170 | 02/12/26 | 02/12/26 | LYZ |
| Acrylonitrile | ND | | ug/L | 10 | 0.3 | 1 | 395170 | 02/12/26 | 02/12/26 | LYZ |
| Freon 12 | ND | | ug/L | 5.0 | 0.2 | 1 | 395170 | 02/12/26 | 02/12/26 | LYZ |
| Chloromethane | ND | | ug/L | 5.0 | 0.1 | 1 | 395170 | 02/12/26 | 02/12/26 | LYZ |
| Vinyl Chloride | ND | | ug/L | 5.0 | 0.1 | 1 | 395170 | 02/12/26 | 02/12/26 | LYZ |
| Bromomethane | ND | | ug/L | 5.0 | 0.3 | 1 | 395170 | 02/12/26 | 02/12/26 | LYZ |
| Chloroethane | ND | | ug/L | 5.0 | 0.05 | 1 | 395170 | 02/12/26 | 02/12/26 | LYZ |
| Trichlorofluoromethane | ND | | ug/L | 5.0 | 0.08 | 1 | 395170 | 02/12/26 | 02/12/26 | LYZ |
| Iodomethane | ND | | ug/L | 5.0 | | 1 | 395170 | 02/12/26 | 02/12/26 | LYZ |
| Acetone | ND | | ug/L | 100 | 8.8 | 1 | 395170 | 02/12/26 | 02/12/26 | LYZ |
| Freon 113 | ND | | ug/L | 5.0 | 0.1 | 1 | 395170 | 02/12/26 | 02/12/26 | LYZ |
| 1,1-Dichloroethene | ND | | ug/L | 5.0 | 0.1 | 1 | 395170 | 02/12/26 | 02/12/26 | LYZ |
| Methylene Chloride | ND | | ug/L | 10 | 0.2 | 1 | 395170 | 02/12/26 | 02/12/26 | LYZ |
| MTBE | ND | | ug/L | 5.0 | 0.1 | 1 | 395170 | 02/12/26 | 02/12/26 | LYZ |
| trans-1,2-Dichloroethene | ND | | ug/L | 5.0 | 0.1 | 1 | 395170 | 02/12/26 | 02/12/26 | LYZ |
| 1,1-Dichloroethane | ND | | ug/L | 5.0 | 0.07 | 1 | 395170 | 02/12/26 | 02/12/26 | LYZ |
| 2-Butanone | ND | | ug/L | 10 | 0.9 | 1 | 395170 | 02/12/26 | 02/12/26 | LYZ |
| cis-1,2-Dichloroethene | **0.2** | J | ug/L | 5.0 | 0.09 | 1 | 395170 | 02/12/26 | 02/12/26 | LYZ |
| 2,2-Dichloropropane | ND | | ug/L | 5.0 | 0.09 | 1 | 395170 | 02/12/26 | 02/12/26 | LYZ |
| Chloroform | ND | | ug/L | 5.0 | 0.07 | 1 | 395170 | 02/12/26 | 02/12/26 | LYZ |
| Bromochloromethane | ND | | ug/L | 5.0 | 0.1 | 1 | 395170 | 02/12/26 | 02/12/26 | LYZ |
| 1,1,1-Trichloroethane | ND | | ug/L | 5.0 | 0.03 | 1 | 395170 | 02/12/26 | 02/12/26 | LYZ |
| 1,1-Dichloropropene | ND | | ug/L | 5.0 | 0.08 | 1 | 395170 | 02/12/26 | 02/12/26 | LYZ |
| Carbon Tetrachloride | ND | | ug/L | 5.0 | 0.07 | 1 | 395170 | 02/12/26 | 02/12/26 | LYZ |
| 1,2-Dichloroethane | ND | | ug/L | 5.0 | 0.09 | 1 | 395170 | 02/12/26 | 02/12/26 | LYZ |



Results for any subcontracted analyses are not included in this section.

ENTHALPY ANALYTICAL

# Analysis Results for 552880

| 552880-001 Analyte | Result | Qual | Units | RL | MDL | DF | Batch | Prepared | Analyzed | Chemist |
|---|---|---|---|---|---|---|---|---|---|---|
| Benzene | ND | | ug/L | 1.0 | 0.07 | 1 | 395170 | 02/12/26 | 02/12/26 | LYZ |
| Trichloroethene | ND | | ug/L | 5.0 | 0.05 | 1 | 395170 | 02/12/26 | 02/12/26 | LYZ |
| 1,2-Dichloropropane | ND | | ug/L | 5.0 | 0.07 | 1 | 395170 | 02/12/26 | 02/12/26 | LYZ |
| Bromodichloromethane | ND | | ug/L | 5.0 | 0.05 | 1 | 395170 | 02/12/26 | 02/12/26 | LYZ |
| Dibromomethane | ND | | ug/L | 5.0 | 0.1 | 1 | 395170 | 02/12/26 | 02/12/26 | LYZ |
| 4-Methyl-2-Pentanone | ND | | ug/L | 5.0 | 0.5 | 1 | 395170 | 02/12/26 | 02/12/26 | LYZ |
| cis-1,3-Dichloropropene | ND | | ug/L | 5.0 | 0.08 | 1 | 395170 | 02/12/26 | 02/12/26 | LYZ |
| Toluene | ND | | ug/L | 5.0 | 0.05 | 1 | 395170 | 02/12/26 | 02/12/26 | LYZ |
| trans-1,3-Dichloropropene | ND | | ug/L | 5.0 | 0.03 | 1 | 395170 | 02/12/26 | 02/12/26 | LYZ |
| 1,1,2-Trichloroethane | ND | | ug/L | 5.0 | 0.06 | 1 | 395170 | 02/12/26 | 02/12/26 | LYZ |
| 1,3-Dichloropropane | ND | | ug/L | 5.0 | 0.1 | 1 | 395170 | 02/12/26 | 02/12/26 | LYZ |
| Tetrachloroethene | ND | | ug/L | 5.0 | 0.09 | 1 | 395170 | 02/12/26 | 02/12/26 | LYZ |
| Dibromochloromethane | ND | | ug/L | 5.0 | 0.07 | 1 | 395170 | 02/12/26 | 02/12/26 | LYZ |
| 1,2-Dibromoethane | ND | | ug/L | 5.0 | 0.07 | 1 | 395170 | 02/12/26 | 02/12/26 | LYZ |
| Chlorobenzene | ND | | ug/L | 5.0 | 0.05 | 1 | 395170 | 02/12/26 | 02/12/26 | LYZ |
| 1,1,1,2-Tetrachloroethane | ND | | ug/L | 5.0 | 0.06 | 1 | 395170 | 02/12/26 | 02/12/26 | LYZ |
| Ethylbenzene | ND | | ug/L | 5.0 | 0.04 | 1 | 395170 | 02/12/26 | 02/12/26 | LYZ |
| m,p-Xylenes | ND | | ug/L | 5.0 | 0.1 | 1 | 395170 | 02/12/26 | 02/12/26 | LYZ |
| o-Xylene | ND | | ug/L | 5.0 | 0.06 | 1 | 395170 | 02/12/26 | 02/12/26 | LYZ |
| Styrene | ND | | ug/L | 5.0 | 0.06 | 1 | 395170 | 02/12/26 | 02/12/26 | LYZ |
| Bromoform | ND | | ug/L | 5.0 | 0.08 | 1 | 395170 | 02/12/26 | 02/12/26 | LYZ |
| Isopropylbenzene | ND | | ug/L | 5.0 | 0.06 | 1 | 395170 | 02/12/26 | 02/12/26 | LYZ |
| 1,1,2,2-Tetrachloroethane | ND | | ug/L | 5.0 | 0.06 | 1 | 395170 | 02/12/26 | 02/12/26 | LYZ |
| 1,2,3-Trichloropropane | ND | | ug/L | 5.0 | 0.09 | 1 | 395170 | 02/12/26 | 02/12/26 | LYZ |
| Propylbenzene | ND | | ug/L | 5.0 | 0.05 | 1 | 395170 | 02/12/26 | 02/12/26 | LYZ |
| Bromobenzene | ND | | ug/L | 5.0 | 0.06 | 1 | 395170 | 02/12/26 | 02/12/26 | LYZ |
| 1,3,5-Trimethylbenzene | ND | | ug/L | 5.0 | 0.08 | 1 | 395170 | 02/12/26 | 02/12/26 | LYZ |
| 2-Chlorotoluene | ND | | ug/L | 5.0 | 0.07 | 1 | 395170 | 02/12/26 | 02/12/26 | LYZ |
| 4-Chlorotoluene | ND | | ug/L | 5.0 | 0.08 | 1 | 395170 | 02/12/26 | 02/12/26 | LYZ |
| tert-Butylbenzene | ND | | ug/L | 5.0 | 0.07 | 1 | 395170 | 02/12/26 | 02/12/26 | LYZ |
| 1,2,4-Trimethylbenzene | ND | | ug/L | 5.0 | 0.07 | 1 | 395170 | 02/12/26 | 02/12/26 | LYZ |
| sec-Butylbenzene | ND | | ug/L | 5.0 | 0.06 | 1 | 395170 | 02/12/26 | 02/12/26 | LYZ |
| para-Isopropyl Toluene | ND | | ug/L | 5.0 | 0.05 | 1 | 395170 | 02/12/26 | 02/12/26 | LYZ |
| 1,3-Dichlorobenzene | ND | | ug/L | 5.0 | 0.06 | 1 | 395170 | 02/12/26 | 02/12/26 | LYZ |
| 1,4-Dichlorobenzene | ND | | ug/L | 5.0 | 0.07 | 1 | 395170 | 02/12/26 | 02/12/26 | LYZ |
| n-Butylbenzene | ND | | ug/L | 5.0 | 0.08 | 1 | 395170 | 02/12/26 | 02/12/26 | LYZ |
| 1,2-Dichlorobenzene | ND | | ug/L | 5.0 | 0.04 | 1 | 395170 | 02/12/26 | 02/12/26 | LYZ |
| 1,2-Dibromo-3-Chloropropane | ND | | ug/L | 5.0 | 0.3 | 1 | 395170 | 02/12/26 | 02/12/26 | LYZ |
| 1,2,4-Trichlorobenzene | ND | | ug/L | 5.0 | 0.1 | 1 | 395170 | 02/12/26 | 02/12/26 | LYZ |
| Hexachlorobutadiene | ND | | ug/L | 5.0 | 0.06 | 1 | 395170 | 02/12/26 | 02/12/26 | LYZ |
| 1,2,3-Trichlorobenzene | ND | | ug/L | 5.0 | 0.09 | 1 | 395170 | 02/12/26 | 02/12/26 | LYZ |
| cis-1,4-Dichloro-2-butene | ND | | ug/L | 5.0 | 0.3 | 1 | 395170 | 02/12/26 | 02/12/26 | LYZ |
| trans-1,4-Dichloro-2-butene | ND | | ug/L | 5.0 | 0.2 | 1 | 395170 | 02/12/26 | 02/12/26 | LYZ |
| Xylene (total) | ND | | ug/L | 5.0 | | 1 | 395170 | 02/12/26 | 02/12/26 | LYZ |
| **Surrogates** | | | | **Limits** | | | | | | |
| Dibromofluoromethane | 99% | | %REC | 70-130 | | 1 | 395170 | 02/12/26 | 02/12/26 | LYZ |
| 1,2-Dichloroethane-d4 | 104% | | %REC | 70-130 | | 1 | 395170 | 02/12/26 | 02/12/26 | LYZ |
| Toluene-d8 | 93% | | %REC | 70-130 | | 1 | 395170 | 02/12/26 | 02/12/26 | LYZ |
| Bromofluorobenzene | 99% | | %REC | 70-130 | | 1 | 395170 | 02/12/26 | 02/12/26 | LYZ |
| Method: EPA 8270C-SIM<br>Prep Method: EPA 3535 | | | | | | | | | | |
| 1,4-Dioxane | **1.8** | | ug/L | 1.0 | 0.84 | 1 | 395110 | 02/11/26 | 02/11/26 | ZFA |

Results for any subcontracted analyses are not included in this section.

ENTHALPY ANALYTICAL

# Analysis Results for 552880

| 552880-001 Analyte | Result | Qual | Units | RL | MDL | DF | Batch | Prepared | Analyzed | Chemist |
|---|---|---|---|---|---|---|---|---|---|---|
| **Surrogates** | | | | **Limits** | | | | | | |
| 1,4-Dioxane-d8 (SUR) | 101% | | %REC | 80-120 | | 1 | 395110 | 02/11/26 | 02/11/26 | ZFA |
| Method: EPA 8270E<br>Prep Method: EPA 3510C | | | | | | | | | | |
| Carbazole | ND | | ug/L | 9.6 | 2.7 | 0.96 | 395126 | 02/11/26 | 02/12/26 | TJW |
| N-Nitrosodimethylamine | ND | | ug/L | 9.6 | 2.8 | 0.96 | 395126 | 02/11/26 | 02/12/26 | TJW |
| Aniline | ND | | ug/L | 9.6 | 2.7 | 0.96 | 395126 | 02/11/26 | 02/12/26 | TJW |
| bis(2-Chloroethyl)ether | ND | | ug/L | 24 | 3.6 | 0.96 | 395126 | 02/11/26 | 02/12/26 | TJW |
| 2-Chlorophenol | ND | | ug/L | 9.6 | 3.5 | 0.96 | 395126 | 02/11/26 | 02/12/26 | TJW |
| 1,3-Dichlorobenzene | ND | | ug/L | 9.6 | 3.1 | 0.96 | 395126 | 02/11/26 | 02/12/26 | TJW |
| 1,4-Dichlorobenzene | ND | | ug/L | 9.6 | 3.2 | 0.96 | 395126 | 02/11/26 | 02/12/26 | TJW |
| Benzyl alcohol | ND | | ug/L | 24 | 5.5 | 0.96 | 395126 | 02/11/26 | 02/12/26 | TJW |
| 1,2-Dichlorobenzene | ND | | ug/L | 9.6 | 3.2 | 0.96 | 395126 | 02/11/26 | 02/12/26 | TJW |
| bis(2-Chloroisopropyl) ether | ND | | ug/L | 9.6 | 3.7 | 0.96 | 395126 | 02/11/26 | 02/12/26 | TJW |
| N-Nitroso-di-n-propylamine | ND | | ug/L | 9.6 | 3.7 | 0.96 | 395126 | 02/11/26 | 02/12/26 | TJW |
| Hexachloroethane | ND | | ug/L | 9.6 | 2.9 | 0.96 | 395126 | 02/11/26 | 02/12/26 | TJW |
| Nitrobenzene | ND | | ug/L | 24 | 8.1 | 0.96 | 395126 | 02/11/26 | 02/12/26 | TJW |
| Isophorone | ND | | ug/L | 9.6 | 3.5 | 0.96 | 395126 | 02/11/26 | 02/12/26 | TJW |
| 2-Nitrophenol | ND | | ug/L | 9.6 | 5.2 | 0.96 | 395126 | 02/11/26 | 02/12/26 | TJW |
| 2,4-Dimethylphenol | ND | | ug/L | 9.6 | 3.1 | 0.96 | 395126 | 02/11/26 | 02/12/26 | TJW |
| bis(2-Chloroethoxy)methane | ND | | ug/L | 9.6 | 3.5 | 0.96 | 395126 | 02/11/26 | 02/12/26 | TJW |
| 2,4-Dichlorophenol | ND | | ug/L | 9.6 | 3.6 | 0.96 | 395126 | 02/11/26 | 02/12/26 | TJW |
| 1,2,4-Trichlorobenzene | ND | | ug/L | 9.6 | 3.3 | 0.96 | 395126 | 02/11/26 | 02/12/26 | TJW |
| 4-Chloroaniline | ND | | ug/L | 9.6 | 3.0 | 0.96 | 395126 | 02/11/26 | 02/12/26 | TJW |
| Hexachlorobutadiene | ND | | ug/L | 9.6 | 2.1 | 0.96 | 395126 | 02/11/26 | 02/12/26 | TJW |
| 4-Chloro-3-methylphenol | ND | | ug/L | 9.6 | 3.4 | 0.96 | 395126 | 02/11/26 | 02/12/26 | TJW |
| 2-Methylnaphthalene | ND | | ug/L | 9.6 | 3.2 | 0.96 | 395126 | 02/11/26 | 02/12/26 | TJW |
| Hexachlorocyclopentadiene | ND | | ug/L | 24 | 7.5 | 0.96 | 395126 | 02/11/26 | 02/12/26 | TJW |
| 2,4,6-Trichlorophenol | ND | | ug/L | 9.6 | 3.9 | 0.96 | 395126 | 02/11/26 | 02/12/26 | TJW |
| 2,4,5-Trichlorophenol | ND | | ug/L | 9.6 | 3.6 | 0.96 | 395126 | 02/11/26 | 02/12/26 | TJW |
| 2-Chloronaphthalene | ND | | ug/L | 9.6 | 3.3 | 0.96 | 395126 | 02/11/26 | 02/12/26 | TJW |
| 2-Nitroaniline | ND | | ug/L | 48 | 4.2 | 0.96 | 395126 | 02/11/26 | 02/12/26 | TJW |
| Dimethylphthalate | ND | | ug/L | 9.6 | 3.3 | 0.96 | 395126 | 02/11/26 | 02/12/26 | TJW |
| Acenaphthylene | ND | | ug/L | 9.6 | 3.7 | 0.96 | 395126 | 02/11/26 | 02/12/26 | TJW |
| 2,6-Dinitrotoluene | ND | | ug/L | 9.6 | 4.3 | 0.96 | 395126 | 02/11/26 | 02/12/26 | TJW |
| 3-Nitroaniline | ND | | ug/L | 9.6 | 3.8 | 0.96 | 395126 | 02/11/26 | 02/12/26 | TJW |
| Acenaphthene | ND | | ug/L | 9.6 | 3.1 | 0.96 | 395126 | 02/11/26 | 02/12/26 | TJW |
| 2,4-Dinitrophenol | ND | | ug/L | 48 | 14 | 0.96 | 395126 | 02/11/26 | 02/12/26 | TJW |
| 4-Nitrophenol | ND | | ug/L | 48 | 8.2 | 0.96 | 395126 | 02/11/26 | 02/12/26 | TJW |
| Dibenzofuran | ND | | ug/L | 9.6 | 3.1 | 0.96 | 395126 | 02/11/26 | 02/12/26 | TJW |
| 2,4-Dinitrotoluene | ND | | ug/L | 9.6 | 4.1 | 0.96 | 395126 | 02/11/26 | 02/12/26 | TJW |
| Diethylphthalate | ND | | ug/L | 9.6 | 2.8 | 0.96 | 395126 | 02/11/26 | 02/12/26 | TJW |
| Fluorene | ND | | ug/L | 9.6 | 3.0 | 0.96 | 395126 | 02/11/26 | 02/12/26 | TJW |
| 4-Chlorophenyl-phenylether | ND | | ug/L | 9.6 | 2.9 | 0.96 | 395126 | 02/11/26 | 02/12/26 | TJW |
| 4-Nitroaniline | ND | | ug/L | 9.6 | 3.2 | 0.96 | 395126 | 02/11/26 | 02/12/26 | TJW |
| 4,6-Dinitro-2-methylphenol | ND | | ug/L | 48 | 16 | 0.96 | 395126 | 02/11/26 | 02/12/26 | TJW |
| N-Nitrosodiphenylamine | ND | | ug/L | 9.6 | 3.8 | 0.96 | 395126 | 02/11/26 | 02/12/26 | TJW |
| 1,2-diphenylhydrazine (as azobenzene) | ND | | ug/L | 9.6 | 2.8 | 0.96 | 395126 | 02/11/26 | 02/12/26 | TJW |
| 4-Bromophenyl-phenylether | ND | | ug/L | 9.6 | 3.2 | 0.96 | 395126 | 02/11/26 | 02/12/26 | TJW |
| Hexachlorobenzene | ND | | ug/L | 9.6 | 2.9 | 0.96 | 395126 | 02/11/26 | 02/12/26 | TJW |



Results for any subcontracted analyses are not included in this section.

ENTHALPY ANALYTICAL

# Analysis Results for 552880

| 552880-001 Analyte | Result | Qual | Units | RL | MDL | DF | Batch | Prepared | Analyzed | Chemist |
|---|---|---|---|---|---|---|---|---|---|---|
| Pentachlorophenol | ND | | ug/L | 24 | 5.5 | 0.96 | 395126 | 02/11/26 | 02/12/26 | TJW |
| Phenanthrene | ND | | ug/L | 9.6 | 2.8 | 0.96 | 395126 | 02/11/26 | 02/12/26 | TJW |
| Anthracene | ND | | ug/L | 9.6 | 2.7 | 0.96 | 395126 | 02/11/26 | 02/12/26 | TJW |
| Di-n-butylphthalate | ND | | ug/L | 9.6 | 2.9 | 0.96 | 395126 | 02/11/26 | 02/12/26 | TJW |
| Fluoranthene | ND | | ug/L | 9.6 | 2.7 | 0.96 | 395126 | 02/11/26 | 02/12/26 | TJW |
| Benzidine | ND | | ug/L | 48 | 18 | 0.96 | 395126 | 02/11/26 | 02/12/26 | TJW |
| Pyrene | ND | | ug/L | 9.6 | 2.6 | 0.96 | 395126 | 02/11/26 | 02/12/26 | TJW |
| Butylbenzylphthalate | ND | | ug/L | 9.6 | 3.5 | 0.96 | 395126 | 02/11/26 | 02/12/26 | TJW |
| 3,3'-Dichlorobenzidine | ND | | ug/L | 24 | 5.0 | 0.96 | 395126 | 02/11/26 | 02/12/26 | TJW |
| Benzo(a)anthracene | ND | | ug/L | 9.6 | 2.3 | 0.96 | 395126 | 02/11/26 | 02/12/26 | TJW |
| Chrysene | ND | | ug/L | 9.6 | 2.4 | 0.96 | 395126 | 02/11/26 | 02/12/26 | TJW |
| bis(2-Ethylhexyl)phthalate | ND | | ug/L | 9.6 | 3.2 | 0.96 | 395126 | 02/11/26 | 02/12/26 | TJW |
| Di-n-octylphthalate | ND | | ug/L | 9.6 | 4.5 | 0.96 | 395126 | 02/11/26 | 02/12/26 | TJW |
| Benzo(b)fluoranthene | ND | | ug/L | 9.6 | 2.9 | 0.96 | 395126 | 02/11/26 | 02/12/26 | TJW |
| Benzo(k)fluoranthene | ND | | ug/L | 9.6 | 3.0 | 0.96 | 395126 | 02/11/26 | 02/12/26 | TJW |
| Benzo(a)pyrene | ND | | ug/L | 9.6 | 3.0 | 0.96 | 395126 | 02/11/26 | 02/12/26 | TJW |
| Indeno(1,2,3-cd)pyrene | ND | | ug/L | 9.6 | 4.1 | 0.96 | 395126 | 02/11/26 | 02/12/26 | TJW |
| Dibenz(a,h)anthracene | ND | | ug/L | 9.6 | 4.0 | 0.96 | 395126 | 02/11/26 | 02/12/26 | TJW |
| Benzo(g,h,i)perylene | ND | | ug/L | 9.6 | 4.0 | 0.96 | 395126 | 02/11/26 | 02/12/26 | TJW |
| **Surrogates** | | | | **Limits** | | | | | | |
| 2-Fluorophenol | 53% | | %REC | 15-120 | | 0.96 | 395126 | 02/11/26 | 02/12/26 | TJW |
| Phenol-d6 | 37% | | %REC | 15-120 | | 0.96 | 395126 | 02/11/26 | 02/12/26 | TJW |
| 2,4,6-Tribromophenol | 98% | | %REC | 15-140 | | 0.96 | 395126 | 02/11/26 | 02/12/26 | TJW |
| Nitrobenzene-d5 | 78% | | %REC | 15-123 | | 0.96 | 395126 | 02/11/26 | 02/12/26 | TJW |
| 2-Fluorobiphenyl | 74% | | %REC | 15-120 | | 0.96 | 395126 | 02/11/26 | 02/12/26 | TJW |
| Terphenyl-d14 | 81% | | %REC | 15-120 | | 0.96 | 395126 | 02/11/26 | 02/12/26 | TJW |
| Method: SM 4500-CN-E<br>Prep Method: METHOD | | | | | | | | | | |
| Cyanide | **0.0021** | J | mg/L | 0.0050 | 0.0017 | 0.5 | 395115 | 02/11/26 | 02/12/26 | JAK |
| Method: SM 4500-P-B5-E | | | | | | | | | | |
| Phosphorus | **0.45** | | mg/L | 0.020 | 0.014 | 1 | 395136 | 02/11/26 | 02/12/26 | JAK |
| Method: SM 4500-S2-D<br>Prep Method: METHOD | | | | | | | | | | |
| Sulfide | ND | | mg/L | 0.10 | | 1 | 395150 | 02/11/26 | 02/11/26 | TXC |
| Method: SM 5310B<br>Prep Method: SM 5310B | | | | | | | | | | |
| Total Organic Carbon | **40** | | mg/L | 1.0 | 0.49 | 1 | 395103 | 02/11/26 | 02/12/26 | BDR |
| Method: SM 9221B<br>Prep Method: METHOD | | | | | | | | | | |
| Coliform, Total | **1,600** | | MPN/100ml | 1.8 | | 1 | 395233 | 02/11/26 14:28 | 02/14/26 14:11 | LXT |
| Method: SM 9221F | | | | | | | | | | |
| Coliform, E. Coli | **130** | | MPN/100ml | 1.8 | | 1 | 395233 | 02/11/26 14:28 | 02/14/26 14:11 | LXT |
| Method: SM2130B | | | | | | | | | | |
| Turbidity | **76** | | NTU | 0.20 | 0.12 | 1 | 395118 | 02/11/26 15:08 | 02/11/26 15:08 | CDR |
| Method: SM2320B<br>Prep Method: METHOD | | | | | | | | | | |
| Bicarbonate | **160** | | mg/L | 6.0 | | 2.5 | 395102 | 02/11/26 | 02/11/26 | WWC |
| Alkalinity, Total as CaCO3 | **180** | | mg/L | 5.0 | | 2.5 | 395102 | 02/11/26 | 02/11/26 | WWC |



Results for any subcontracted analyses are not included in this section.

ENTHALPY ANALYTICAL

# Analysis Results for 552880

| 552880-001 Analyte | Result | Qual | Units | RL | MDL | DF | Batch | Prepared | Analyzed | Chemist |
|---|---|---|---|---|---|---|---|---|---|---|
| Method: SM2510B<br>Prep Method: METHOD | | | | | | | | | | |
| Specific Conductance | **850** | | umhos/cm | 1.0 | | 1 | 395132 | 02/11/26 | 02/11/26 | CDR |
| Method: SM2540C<br>Prep Method: METHOD | | | | | | | | | | |
| Total Dissolved Solids | **600** | | mg/L | 20 | | 2 | 395131 | 02/11/26 | 02/12/26 | CDR |
| Method: SM2540D<br>Prep Method: METHOD | | | | | | | | | | |
| Total Suspended Solids | **70** | | mg/L | 0.5 | | 1 | 395120 | 02/11/26 | 02/12/26 | CKN |
| Method: SM5210B<br>Prep Method: METHOD | | | | | | | | | | |
| Biochemical Oxygen Demand | **11** | | mg/L | 3.0 | | 1 | 395084 | 02/11/26 15:44 | 02/16/26 16:36 | AAB |
| Method: SM5220D<br>Prep Method: SM 5220D | | | | | | | | | | |
| Chemical Oxygen Demand | **100** | | mg/L | 4.0 | 2.0 | 1 | 395195 | 02/12/26 | 02/12/26 | ARM |

J Estimated value
ND Not Detected



Results for any subcontracted analyses are not included in this section.

ENTHALPY ANALYTICAL

# Batch QC

| | | |
|---|---|---|
| **Type:** Blank | **Lab ID:** QC1340131 | **Batch:** 395189 |
| **Matrix:** Water | **Method:** EPA 1664A | **Prep Method:** METHOD |

| QC1340131 Analyte | Result | Qual | Units | RL | MDL | Prepared | Analyzed |
|---|---|---|---|---|---|---|---|
| Total Oil and Grease | ND | | mg/L | 5.0 | 0.97 | 02/12/26 | 02/13/26 |

| | | |
|---|---|---|
| **Type:** Lab Control Sample | **Lab ID:** QC1340132 | **Batch:** 395189 |
| **Matrix:** Water | **Method:** EPA 1664A | **Prep Method:** METHOD |

| QC1340132 Analyte | Result | Spiked | Units | Recovery | Qual | Limits |
|---|---|---|---|---|---|---|
| Total Oil and Grease | 37.70 | 40.00 | mg/L | 94% | | 78-114 |

| | | |
|---|---|---|
| **Type:** Lab Control Sample Duplicate | **Lab ID:** QC1340133 | **Batch:** 395189 |
| **Matrix:** Water | **Method:** EPA 1664A | **Prep Method:** METHOD |

| QC1340133 Analyte | Result | Spiked | Units | Recovery | Qual | Limits | RPD | RPD Lim |
|---|---|---|---|---|---|---|---|---|
| Total Oil and Grease | 37.10 | 40.00 | mg/L | 93% | | 78-114 | 2 | 18 |

| | | |
|---|---|---|
| **Type:** Blank | **Lab ID:** QC1339709 | **Batch:** 395117 |
| **Matrix:** Water | **Method:** EPA 200.7 | **Prep Method:** EPA 3015A |

| QC1339709 Analyte | Result | Qual | Units | RL | MDL | Prepared | Analyzed |
|---|---|---|---|---|---|---|---|
| Calcium | ND | | mg/L | 0.10 | 0.0095 | 02/11/26 | 02/12/26 |
| Magnesium | ND | | mg/L | 0.10 | 0.017 | 02/11/26 | 02/12/26 |
| Potassium | ND | | mg/L | 0.50 | 0.20 | 02/11/26 | 02/12/26 |
| Sodium | ND | | mg/L | 0.50 | 0.017 | 02/11/26 | 02/12/26 |

| | | |
|---|---|---|
| **Type:** Lab Control Sample | **Lab ID:** QC1339710 | **Batch:** 395117 |
| **Matrix:** Water | **Method:** EPA 200.7 | **Prep Method:** EPA 3015A |

| QC1339710 Analyte | Result | Spiked | Units | Recovery | Qual | Limits |
|---|---|---|---|---|---|---|
| Calcium | 21.00 | 20.40 | mg/L | 103% | | 85-115 |
| Magnesium | 20.65 | 20.40 | mg/L | 101% | | 85-115 |
| Potassium | 25.57 | 24.00 | mg/L | 107% | | 85-115 |
| Sodium | 21.03 | 20.40 | mg/L | 103% | | 85-115 |

| | | |
|---|---|---|
| **Type:** Matrix Spike | **Lab ID:** QC1339713 | **Batch:** 395117 |
| **Matrix (Source ID):** Water (552771-002) | **Method:** EPA 200.7 | **Prep Method:** EPA 3015A |

| QC1339713 Analyte | Result | Source Sample Result | Spiked | Units | Recovery | Qual | Limits | DF |
|---|---|---|---|---|---|---|---|---|
| Calcium | 61.59 | 41.76 | 20.40 | mg/L | 97% | | 75-125 | 1 |
| Magnesium | 36.83 | 16.80 | 20.40 | mg/L | 98% | | 75-125 | 1 |
| Potassium | 35.43 | 9.746 | 24.00 | mg/L | 107% | | 75-125 | 1 |
| Sodium | 413.1 | 397.9 | 20.40 | mg/L | 75% | E,NM | 75-125 | 1 |

ENTHALPY ANALYTICAL

# Batch QC

| Type: | Matrix Spike Duplicate | Lab ID: | QC1339714 | Batch: | 395117 |
|---|---|---|---|---|---|
| Matrix (Source ID): | Water (552771-002) | Method: | EPA 200.7 | Prep Method: | EPA 3015A |

| QC1339714 Analyte | Result | Source Sample Result | Spiked | Units | Recovery | Qual | Limits | RPD | RPD Lim | DF |
|---|---|---|---|---|---|---|---|---|---|---|
| Calcium | 61.70 | 41.76 | 20.40 | mg/L | 98% | | 75-125 | 0 | 20 | 1 |
| Magnesium | 36.90 | 16.80 | 20.40 | mg/L | 99% | | 75-125 | 0 | 20 | 1 |
| Potassium | 35.54 | 9.746 | 24.00 | mg/L | 107% | | 75-125 | 0 | 20 | 1 |
| Sodium | 412.6 | 397.9 | 20.40 | mg/L | 72% | E,NM | 75-125 | | 20 | 1 |

| Type: | Matrix Spike | Lab ID: | QC1339715 | Batch: | 395117 |
|---|---|---|---|---|---|
| Matrix (Source ID): | Water (552804-001) | Method: | EPA 200.7 | Prep Method: | EPA 3015A |

| QC1339715 Analyte | Result | Source Sample Result | Spiked | Units | Recovery | Qual | Limits | DF |
|---|---|---|---|---|---|---|---|---|
| Calcium | 123.7 | 103.7 | 20.40 | mg/L | 98% | NM | 75-125 | 1 |
| Magnesium | 40.45 | 19.60 | 20.40 | mg/L | 102% | | 75-125 | 1 |
| Potassium | 31.75 | 5.281 | 24.00 | mg/L | 110% | | 75-125 | 1 |
| Sodium | 139.1 | 119.5 | 20.40 | mg/L | 96% | NM | 75-125 | 1 |

| Type: | Matrix Spike Duplicate | Lab ID: | QC1339716 | Batch: | 395117 |
|---|---|---|---|---|---|
| Matrix (Source ID): | Water (552804-001) | Method: | EPA 200.7 | Prep Method: | EPA 3015A |

| QC1339716 Analyte | Result | Source Sample Result | Spiked | Units | Recovery | Qual | Limits | RPD | RPD Lim | DF |
|---|---|---|---|---|---|---|---|---|---|---|
| Calcium | 123.0 | 103.7 | 20.40 | mg/L | 94% | NM | 75-125 | 1 | 20 | 1 |
| Magnesium | 39.09 | 19.60 | 20.40 | mg/L | 96% | | 75-125 | 3 | 20 | 1 |
| Potassium | 29.83 | 5.281 | 24.00 | mg/L | 102% | | 75-125 | 6 | 20 | 1 |
| Sodium | 138.5 | 119.5 | 20.40 | mg/L | 93% | NM | 75-125 | 0 | 20 | 1 |

| Type: | Serial Dilution | Lab ID: | QC1339839 | Batch: | 395117 |
|---|---|---|---|---|---|
| Matrix (Source ID): | Water (552771-002) | Method: | EPA 200.7 | Prep Method: | EPA 3015A |

| QC1339839 Analyte | Result | Source Sample Result | Units | Qual | RPD | RPD Lim | DF |
|---|---|---|---|---|---|---|---|
| Calcium | 41.01 | 41.76 | mg/L | | | | 5 |
| Magnesium | 16.70 | 16.80 | mg/L | | | | 5 |
| Potassium | 9.094 | 9.746 | mg/L | | | | 5 |
| Sodium | 406.8 | 397.9 | mg/L | | | | 5 |

| Type: | Blank | Lab ID: | QC1340783 | Batch: | 395415 |
|---|---|---|---|---|---|
| Matrix: | Water | Method: | EPA 200.7 | Prep Method: | EPA 3015A |

| QC1340783 Analyte | Result | Qual | Units | RL | MDL | Prepared | Analyzed |
|---|---|---|---|---|---|---|---|
| Iron | ND | | mg/L | 0.050 | 0.017 | 02/14/26 | 02/17/26 |

ENTHALPY ANALYTICAL

# Batch QC

| Type: | Lab Control Sample | Lab ID: | QC1340784 | Batch: | 395415 |
|---|---|---|---|---|---|
| Matrix: | Water | Method: | EPA 200.7 | Prep Method: | EPA 3015A |

| QC1340784 Analyte | Result | Spiked | Units | Recovery | Qual | Limits |
|---|---|---|---|---|---|---|
| Iron | 0.3830 | 0.4000 | mg/L | 96% | | 85-115 |

| Type: | Matrix Spike | Lab ID: | QC1340786 | Batch: | 395415 |
|---|---|---|---|---|---|
| Matrix (Source ID): | Water (553136-002) | Method: | EPA 200.7 | Prep Method: | EPA 3015A |

| QC1340786 Analyte | Result | Source Sample Result | Spiked | Units | Recovery | Qual | Limits | DF |
|---|---|---|---|---|---|---|---|---|
| Iron | 2.684 | 2.288 | 0.4000 | mg/L | 99% | NM | 75-125 | 1 |

| Type: | Matrix Spike Duplicate | Lab ID: | QC1340787 | Batch: | 395415 |
|---|---|---|---|---|---|
| Matrix (Source ID): | Water (553136-002) | Method: | EPA 200.7 | Prep Method: | EPA 3015A |

| QC1340787 Analyte | Result | Source Sample Result | Spiked | Units | Recovery | Qual | Limits | RPD | RPD Lim | DF |
|---|---|---|---|---|---|---|---|---|---|---|
| Iron | 2.689 | 2.288 | 0.4000 | mg/L | 100% | NM | 75-125 | 0 | 20 | 1 |

| Type: | Serial Dilution | Lab ID: | QC1340788 | Batch: | 395415 |
|---|---|---|---|---|---|
| Matrix (Source ID): | Water (553136-002) | Method: | EPA 200.7 | Prep Method: | EPA 3015A |

| QC1340788 Analyte | Result | Source Sample Result | Units | Qual | RPD | RPD Lim | DF |
|---|---|---|---|---|---|---|---|
| Iron | 2.284 | 2.288 | mg/L | | | | 5 |

ENTHALPY ANALYTICAL

# Batch QC

| | | | | | |
|---|---|---|---|---|---|
| **Type:** | **Blank** | **Lab ID:** | **QC1339711** | **Batch:** | **395119** |
| **Matrix:** | **Water** | **Method:** | **EPA 200.8** | **Prep Method:** | **EPA 3015A** |

| QC1339711 Analyte | Result | Qual | Units | RL | MDL | Prepared | Analyzed |
|---|---|---|---|---|---|---|---|
| Antimony | ND | | ug/L | 2.0 | 1.0 | 02/11/26 | 02/11/26 |
| Arsenic | ND | | ug/L | 2.0 | 0.27 | 02/11/26 | 02/11/26 |
| Barium | ND | | ug/L | 5.0 | 0.44 | 02/11/26 | 02/11/26 |
| Beryllium | ND | | ug/L | 1.0 | 0.083 | 02/11/26 | 02/11/26 |
| Boron | ND | | ug/L | 10 | 7.7 | 02/11/26 | 02/11/26 |
| Cadmium | ND | | ug/L | 1.0 | 0.26 | 02/11/26 | 02/11/26 |
| Chromium | ND | | ug/L | 5.0 | 0.40 | 02/11/26 | 02/11/26 |
| Cobalt | ND | | ug/L | 1.0 | 0.13 | 02/11/26 | 02/11/26 |
| Copper | ND | | ug/L | 5.0 | 1.4 | 02/11/26 | 02/11/26 |
| Lead | ND | | ug/L | 5.0 | 0.23 | 02/11/26 | 02/11/26 |
| Manganese | ND | | ug/L | 10 | 4.5 | 02/11/26 | 02/11/26 |
| Nickel | ND | | ug/L | 5.0 | 0.89 | 02/11/26 | 02/11/26 |
| Selenium | ND | | ug/L | 4.0 | 1.8 | 02/11/26 | 02/11/26 |
| Silver | ND | | ug/L | 5.0 | 0.36 | 02/11/26 | 02/11/26 |
| Thallium | ND | | ug/L | 1.0 | 0.25 | 02/11/26 | 02/11/26 |
| Tin | ND | | ug/L | 5.0 | 1.5 | 02/11/26 | 02/11/26 |
| Vanadium | ND | | ug/L | 5.0 | 0.36 | 02/11/26 | 02/11/26 |
| Zinc | ND | | ug/L | 10 | 7.4 | 02/11/26 | 02/11/26 |

| | | | | | |
|---|---|---|---|---|---|
| **Type:** | **Lab Control Sample** | **Lab ID:** | **QC1339712** | **Batch:** | **395119** |
| **Matrix:** | **Water** | **Method:** | **EPA 200.8** | **Prep Method:** | **EPA 3015A** |

| QC1339712 Analyte | Result | Spiked | Units | Recovery | Qual | Limits |
|---|---|---|---|---|---|---|
| Antimony | 101.6 | 100.0 | ug/L | 102% | | 85-115 |
| Arsenic | 93.38 | 100.0 | ug/L | 93% | | 85-115 |
| Barium | 93.91 | 100.0 | ug/L | 94% | | 85-115 |
| Beryllium | 92.58 | 100.0 | ug/L | 93% | | 85-115 |
| Boron | 89.48 | 100.0 | ug/L | 89% | | 85-115 |
| Cadmium | 95.36 | 100.0 | ug/L | 95% | | 85-115 |
| Chromium | 96.68 | 100.0 | ug/L | 97% | | 85-115 |
| Cobalt | 99.27 | 100.0 | ug/L | 99% | | 85-115 |
| Copper | 98.22 | 100.0 | ug/L | 98% | | 85-115 |
| Lead | 89.92 | 100.0 | ug/L | 90% | | 85-115 |
| Manganese | 97.23 | 100.0 | ug/L | 97% | | 85-115 |
| Nickel | 98.92 | 100.0 | ug/L | 99% | | 85-115 |
| Selenium | 88.81 | 100.0 | ug/L | 89% | | 85-115 |
| Silver | 46.46 | 50.00 | ug/L | 93% | | 85-115 |
| Thallium | 104.3 | 100.0 | ug/L | 104% | | 85-115 |
| Tin | 98.35 | 100.0 | ug/L | 98% | | 85-115 |
| Vanadium | 97.15 | 100.0 | ug/L | 97% | | 85-115 |
| Zinc | 94.58 | 100.0 | ug/L | 95% | | 85-115 |

ENTHALPY ANALYTICAL

# Batch QC

| Type: | Matrix Spike | Lab ID: | QC1339717 | Batch: | 395119 |
|---|---|---|---|---|---|
| Matrix (Source ID): | Water (552666-001) | Method: | EPA 200.8 | Prep Method: | EPA 3015A |

| QC1339717 Analyte | Result | Source Sample Result | Spiked | Units | Recovery | Qual | Limits | DF |
|---|---|---|---|---|---|---|---|---|
| Antimony | 108.7 | ND | 100.0 | ug/L | 109% | | 70-130 | 10 |
| Arsenic | 96.54 | 0.4520 | 100.0 | ug/L | 96% | | 70-130 | 10 |
| Barium | 382.8 | 287.2 | 100.0 | ug/L | 96% | | 70-130 | 10 |
| Beryllium | 99.09 | ND | 100.0 | ug/L | 99% | | 70-130 | 10 |
| Boron | 175.1 | 95.60 | 100.0 | ug/L | 79% | | 70-130 | 10 |
| Cadmium | 95.03 | ND | 100.0 | ug/L | 95% | | 70-130 | 10 |
| Chromium | 102.8 | 7.850 | 100.0 | ug/L | 95% | | 70-130 | 10 |
| Cobalt | 97.14 | 0.1120 | 100.0 | ug/L | 97% | | 70-130 | 10 |
| Copper | 96.77 | 2.988 | 100.0 | ug/L | 94% | | 70-130 | 10 |
| Lead | 98.78 | ND | 100.0 | ug/L | 99% | | 70-130 | 10 |
| Manganese | 142.3 | 49.83 | 100.0 | ug/L | 92% | | 70-130 | 10 |
| Nickel | 97.72 | 2.284 | 100.0 | ug/L | 95% | | 70-130 | 10 |
| Selenium | 97.05 | ND | 100.0 | ug/L | 97% | | 70-130 | 10 |
| Silver | 46.34 | ND | 50.00 | ug/L | 93% | | 70-130 | 10 |
| Thallium | 99.88 | ND | 100.0 | ug/L | 100% | | 70-130 | 10 |
| Tin | 93.81 | ND | 100.0 | ug/L | 94% | | 70-130 | 10 |
| Vanadium | 104.9 | 9.400 | 100.0 | ug/L | 96% | | 70-130 | 10 |
| Zinc | 101.6 | 16.51 | 100.0 | ug/L | 85% | | 70-130 | 10 |

| Type: | Matrix Spike Duplicate | Lab ID: | QC1339718 | Batch: | 395119 |
|---|---|---|---|---|---|
| Matrix (Source ID): | Water (552666-001) | Method: | EPA 200.8 | Prep Method: | EPA 3015A |

| QC1339718 Analyte | Result | Source Sample Result | Spiked | Units | Recovery | Qual | Limits | RPD | RPD Lim | DF |
|---|---|---|---|---|---|---|---|---|---|---|
| Antimony | 110.6 | ND | 100.0 | ug/L | 111% | | 70-130 | 2 | 20 | 10 |
| Arsenic | 101.8 | 0.4520 | 100.0 | ug/L | 101% | | 70-130 | 5 | 20 | 10 |
| Barium | 374.0 | 287.2 | 100.0 | ug/L | 87% | | 70-130 | 2 | 20 | 10 |
| Beryllium | 98.32 | ND | 100.0 | ug/L | 98% | | 70-130 | 1 | 20 | 10 |
| Boron | 183.0 | 95.60 | 100.0 | ug/L | 87% | | 70-130 | 4 | 20 | 10 |
| Cadmium | 97.85 | ND | 100.0 | ug/L | 98% | | 70-130 | 3 | 20 | 10 |
| Chromium | 103.1 | 7.850 | 100.0 | ug/L | 95% | | 70-130 | 0 | 20 | 10 |
| Cobalt | 100.4 | 0.1120 | 100.0 | ug/L | 100% | | 70-130 | 3 | 20 | 10 |
| Copper | 99.26 | 2.988 | 100.0 | ug/L | 96% | | 70-130 | 3 | 20 | 10 |
| Lead | 100.8 | ND | 100.0 | ug/L | 101% | | 70-130 | 2 | 20 | 10 |
| Manganese | 145.2 | 49.83 | 100.0 | ug/L | 95% | | 70-130 | 2 | 20 | 10 |
| Nickel | 103.1 | 2.284 | 100.0 | ug/L | 101% | | 70-130 | 5 | 20 | 10 |
| Selenium | 95.15 | ND | 100.0 | ug/L | 95% | | 70-130 | 2 | 20 | 10 |
| Silver | 49.89 | ND | 50.00 | ug/L | 100% | | 70-130 | 7 | 20 | 10 |
| Thallium | 99.74 | ND | 100.0 | ug/L | 100% | | 70-130 | 0 | 20 | 10 |
| Tin | 102.0 | ND | 100.0 | ug/L | 102% | | 70-130 | 8 | 20 | 10 |
| Vanadium | 109.1 | 9.400 | 100.0 | ug/L | 100% | | 70-130 | 4 | 20 | 10 |
| Zinc | 105.0 | 16.51 | 100.0 | ug/L | 89% | | 70-130 | 3 | 20 | 10 |

ENTHALPY ANALYTICAL

# Batch QC

| Type: | Matrix Spike | Lab ID: | QC1339720 | Batch: | 395119 |
|---|---|---|---|---|---|
| Matrix (Source ID): | Water (552861-002) | Method: | EPA 200.8 | Prep Method: | EPA 3015A |

| QC1339720 Analyte | Result | Source Sample Result | Spiked | Units | Recovery | Qual | Limits | DF |
|---|---|---|---|---|---|---|---|---|
| Antimony | 109.5 | ND | 100.0 | ug/L | 110% | | 70-130 | 10 |
| Arsenic | 103.2 | 2.800 | 100.0 | ug/L | 100% | | 70-130 | 10 |
| Barium | 177.7 | 86.42 | 100.0 | ug/L | 91% | | 70-130 | 10 |
| Beryllium | 97.99 | ND | 100.0 | ug/L | 98% | | 70-130 | 10 |
| Boron | 120.7 | ND | 100.0 | ug/L | 121% | | 70-130 | 10 |
| Cadmium | 99.14 | ND | 100.0 | ug/L | 99% | | 70-130 | 10 |
| Chromium | 97.43 | ND | 100.0 | ug/L | 97% | | 70-130 | 10 |
| Cobalt | 96.85 | ND | 100.0 | ug/L | 97% | | 70-130 | 10 |
| Copper | 109.2 | 7.073 | 100.0 | ug/L | 102% | | 70-130 | 10 |
| Lead | 98.66 | ND | 100.0 | ug/L | 99% | | 70-130 | 10 |
| Manganese | 96.20 | ND | 100.0 | ug/L | 96% | | 70-130 | 10 |
| Nickel | 99.44 | ND | 100.0 | ug/L | 99% | | 70-130 | 10 |
| Selenium | 98.05 | ND | 100.0 | ug/L | 98% | | 70-130 | 10 |
| Silver | 48.70 | ND | 50.00 | ug/L | 97% | | 70-130 | 10 |
| Thallium | 100.1 | ND | 100.0 | ug/L | 100% | | 70-130 | 10 |
| Tin | 98.47 | ND | 100.0 | ug/L | 98% | | 70-130 | 10 |
| Vanadium | 103.2 | 5.220 | 100.0 | ug/L | 98% | | 70-130 | 10 |
| Zinc | 97.84 | 89.19 | 100.0 | ug/L | 9% | * | 70-130 | 10 |

| Type: | Matrix Spike Duplicate | Lab ID: | QC1339721 | Batch: | 395119 |
|---|---|---|---|---|---|
| Matrix (Source ID): | Water (552861-002) | Method: | EPA 200.8 | Prep Method: | EPA 3015A |

| QC1339721 Analyte | Result | Source Sample Result | Spiked | Units | Recovery | Qual | Limits | RPD | RPD Lim | DF |
|---|---|---|---|---|---|---|---|---|---|---|
| Antimony | 106.7 | ND | 100.0 | ug/L | 107% | | 70-130 | 3 | 20 | 10 |
| Arsenic | 106.4 | 2.800 | 100.0 | ug/L | 104% | | 70-130 | 3 | 20 | 10 |
| Barium | 178.3 | 86.42 | 100.0 | ug/L | 92% | | 70-130 | 0 | 20 | 10 |
| Beryllium | 94.80 | ND | 100.0 | ug/L | 95% | | 70-130 | 3 | 20 | 10 |
| Boron | 116.4 | ND | 100.0 | ug/L | 116% | | 70-130 | 4 | 20 | 10 |
| Cadmium | 98.93 | ND | 100.0 | ug/L | 99% | | 70-130 | 0 | 20 | 10 |
| Chromium | 97.25 | ND | 100.0 | ug/L | 97% | | 70-130 | 0 | 20 | 10 |
| Cobalt | 100.9 | ND | 100.0 | ug/L | 101% | | 70-130 | 4 | 20 | 10 |
| Copper | 108.2 | 7.073 | 100.0 | ug/L | 101% | | 70-130 | 1 | 20 | 10 |
| Lead | 101.8 | ND | 100.0 | ug/L | 102% | | 70-130 | 3 | 20 | 10 |
| Manganese | 99.23 | ND | 100.0 | ug/L | 99% | | 70-130 | 3 | 20 | 10 |
| Nickel | 100.1 | ND | 100.0 | ug/L | 100% | | 70-130 | 1 | 20 | 10 |
| Selenium | 104.0 | ND | 100.0 | ug/L | 104% | | 70-130 | 6 | 20 | 10 |
| Silver | 49.31 | ND | 50.00 | ug/L | 99% | | 70-130 | 1 | 20 | 10 |
| Thallium | 102.9 | ND | 100.0 | ug/L | 103% | | 70-130 | 3 | 20 | 10 |
| Tin | 102.3 | ND | 100.0 | ug/L | 102% | | 70-130 | 4 | 20 | 10 |
| Vanadium | 102.8 | 5.220 | 100.0 | ug/L | 98% | | 70-130 | 0 | 20 | 10 |
| Zinc | 100.3 | 89.19 | 100.0 | ug/L | 11% | * | 70-130 | 2 | 20 | 10 |

ENTHALPY ANALYTICAL

# Batch QC

| | | | | | |
|---|---|---|---|---|---|
| **Type:** | **Blank** | **Lab ID:** | **QC1339917** | **Batch:** | **395167** |
| **Matrix:** | **Water** | **Method:** | **EPA 245.1** | **Prep Method:** | **EPA 245.1** |

| QC1339917 Analyte | Result | Qual | Units | RL | MDL | Prepared | Analyzed |
|---|---|---|---|---|---|---|---|
| Mercury | ND | | ug/L | 0.40 | 0.089 | 02/12/26 | 02/12/26 |

| | | | | | |
|---|---|---|---|---|---|
| **Type:** | **Lab Control Sample** | **Lab ID:** | **QC1339918** | **Batch:** | **395167** |
| **Matrix:** | **Water** | **Method:** | **EPA 245.1** | **Prep Method:** | **EPA 245.1** |

| QC1339918 Analyte | Result | Spiked | Units | Recovery | Qual | Limits |
|---|---|---|---|---|---|---|
| Mercury | 4.897 | 5.000 | ug/L | 98% | | 85-115 |

| | | | | | |
|---|---|---|---|---|---|
| **Type:** | **Matrix Spike** | **Lab ID:** | **QC1339919** | **Batch:** | **395167** |
| **Matrix (Source ID):** | **Water (552712-001)** | **Method:** | **EPA 245.1** | **Prep Method:** | **EPA 245.1** |

| QC1339919 Analyte | Result | Source Sample Result | Spiked | Units | Recovery | Qual | Limits | DF |
|---|---|---|---|---|---|---|---|---|
| Mercury | 4.267 | ND | 5.000 | ug/L | 85% | | 75-125 | 1 |

| | | | | | |
|---|---|---|---|---|---|
| **Type:** | **Matrix Spike Duplicate** | **Lab ID:** | **QC1339920** | **Batch:** | **395167** |
| **Matrix (Source ID):** | **Water (552712-001)** | **Method:** | **EPA 245.1** | **Prep Method:** | **EPA 245.1** |

| QC1339920 Analyte | Result | Source Sample Result | Spiked | Units | Recovery | Qual | Limits | RPD | RPD Lim | DF |
|---|---|---|---|---|---|---|---|---|---|---|
| Mercury | 4.249 | ND | 5.000 | ug/L | 85% | | 75-125 | 0 | 20 | 1 |

| | | | | | |
|---|---|---|---|---|---|
| **Type:** | **Matrix Spike** | **Lab ID:** | **QC1339921** | **Batch:** | **395167** |
| **Matrix (Source ID):** | **Water (552875-002)** | **Method:** | **EPA 245.1** | **Prep Method:** | **EPA 245.1** |

| QC1339921 Analyte | Result | Source Sample Result | Spiked | Units | Recovery | Qual | Limits | DF |
|---|---|---|---|---|---|---|---|---|
| Mercury | 915.6 | ND | 1000 | ug/L | 92% | | 75-125 | 200 |

| | | | | | |
|---|---|---|---|---|---|
| **Type:** | **Matrix Spike Duplicate** | **Lab ID:** | **QC1339922** | **Batch:** | **395167** |
| **Matrix (Source ID):** | **Water (552875-002)** | **Method:** | **EPA 245.1** | **Prep Method:** | **EPA 245.1** |

| QC1339922 Analyte | Result | Source Sample Result | Spiked | Units | Recovery | Qual | Limits | RPD | RPD Lim | DF |
|---|---|---|---|---|---|---|---|---|---|---|
| Mercury | 944.4 | ND | 1000 | ug/L | 94% | | 75-125 | 3 | 20 | 200 |

ENTHALPY ANALYTICAL

# Batch QC

| | | | | | |
|---|---|---|---|---|---|
| **Type:** | **Blank** | **Lab ID:** | **QC1339756** | **Batch:** | **395128** |
| **Matrix:** | **Water** | **Method:** | **EPA 300.0** | **Prep Method:** | **METHOD** |

| QC1339756 Analyte | Result | Qual | Units | RL | MDL | Prepared | Analyzed |
|---|---|---|---|---|---|---|---|
| Fluoride | ND | | mg/L | 0.20 | 0.059 | 02/11/26 15:42 | 02/12/26 11:04 |
| Chloride | ND | | mg/L | 1.0 | 0.26 | 02/11/26 15:42 | 02/12/26 11:04 |
| Nitrogen, Nitrite | ND | | mg/L | 0.10 | 0.02 | 02/11/26 15:42 | 02/12/26 11:04 |
| Bromide | ND | | mg/L | 0.30 | 0.061 | 02/11/26 15:42 | 02/12/26 11:04 |
| Nitrogen, Nitrate | ND | | mg/L | 0.10 | 0.05 | 02/11/26 15:42 | 02/12/26 11:04 |
| Sulfate | ND | | mg/L | 1.0 | 0.18 | 02/11/26 15:42 | 02/12/26 11:04 |

| | | | | | |
|---|---|---|---|---|---|
| **Type:** | **Lab Control Sample** | **Lab ID:** | **QC1339757** | **Batch:** | **395128** |
| **Matrix:** | **Water** | **Method:** | **EPA 300.0** | **Prep Method:** | **METHOD** |

| QC1339757 Analyte | Result | Spiked | Units | Recovery | Qual | Limits |
|---|---|---|---|---|---|---|
| Fluoride | 10.02 | 10.00 | mg/L | 100% | | 90-110 |
| Chloride | 46.98 | 50.00 | mg/L | 94% | | 90-110 |
| Nitrogen, Nitrite | 4.427 | 4.567 | mg/L | 97% | | 90-110 |
| Bromide | 14.45 | 15.00 | mg/L | 96% | | 90-110 |
| Nitrogen, Nitrate | 4.386 | 4.518 | mg/L | 97% | | 90-110 |
| Sulfate | 25.82 | 25.00 | mg/L | 103% | | 90-110 |

| | | | | | |
|---|---|---|---|---|---|
| **Type:** | **Matrix Spike** | **Lab ID:** | **QC1339758** | **Batch:** | **395128** |
| **Matrix (Source ID):** | **Drinking Water (552908-001)** | **Method:** | **EPA 300.0** | **Prep Method:** | **METHOD** |

| QC1339758 Analyte | Result | Source Sample Result | Spiked | Units | Recovery | Qual | Limits | DF |
|---|---|---|---|---|---|---|---|---|
| Fluoride | 19.96 | 0.1503 | 20.00 | mg/L | 99% | | 80-129 | 1 |
| Chloride | 187.9 | 96.04 | 100.0 | mg/L | 92% | | 80-123 | 1 |
| Nitrogen, Nitrite | 8.924 | ND | 9.134 | mg/L | 98% | | 80-122 | 1 |
| Bromide | 14.21 | 0.2107 | 15.00 | mg/L | 93% | | 80-121 | 1 |
| Nitrogen, Nitrate | 13.94 | 5.384 | 9.036 | mg/L | 95% | | 80-123 | 1 |
| Sulfate | 148.7 | 105.6 | 50.00 | mg/L | 86% | E,NM | 79-124 | 1 |

| | | | | | |
|---|---|---|---|---|---|
| **Type:** | **Matrix Spike Duplicate** | **Lab ID:** | **QC1339759** | **Batch:** | **395128** |
| **Matrix (Source ID):** | **Drinking Water (552908-001)** | **Method:** | **EPA 300.0** | **Prep Method:** | **METHOD** |

| QC1339759 Analyte | Result | Source Sample Result | Spiked | Units | Recovery | Qual | Limits | RPD | RPD Lim | DF |
|---|---|---|---|---|---|---|---|---|---|---|
| Fluoride | 20.05 | 0.1503 | 20.00 | mg/L | 100% | | 80-129 | 0 | 21 | 1 |
| Chloride | 188.3 | 96.04 | 100.0 | mg/L | 92% | | 80-123 | 0 | 20 | 1 |
| Nitrogen, Nitrite | 8.974 | ND | 9.134 | mg/L | 98% | | 80-122 | 1 | 21 | 1 |
| Bromide | 14.27 | 0.2107 | 15.00 | mg/L | 94% | | 80-121 | 0 | 20 | 1 |
| Nitrogen, Nitrate | 13.98 | 5.384 | 9.036 | mg/L | 95% | | 80-123 | 0 | 20 | 1 |
| Sulfate | 148.8 | 105.6 | 50.00 | mg/L | 87% | E,NM | 79-124 | | 20 | 1 |

ENTHALPY ANALYTICAL

# Batch QC

| Type: | Matrix Spike | Lab ID: | QC1339760 | Batch: | 395128 |
|---|---|---|---|---|---|
| Matrix (Source ID): | Drinking Water (552882-001) | Method: | EPA 300.0 | Prep Method: | METHOD |

| QC1339760 Analyte | Result | Source Sample Result | Spiked | Units | Recovery | Qual | Limits | DF |
|---|---|---|---|---|---|---|---|---|
| Fluoride | 20.16 | 0.3984 | 20.00 | mg/L | 99% | | 80-129 | 1 |
| Chloride | 142.4 | 43.64 | 100.0 | mg/L | 99% | | 80-123 | 1 |
| Nitrogen, Nitrite | 8.866 | ND | 9.134 | mg/L | 97% | | 80-122 | 1 |
| Bromide | 13.99 | ND | 15.00 | mg/L | 93% | | 80-121 | 1 |
| Nitrogen, Nitrate | 12.90 | 4.287 | 9.036 | mg/L | 95% | | 80-123 | 1 |
| Sulfate | 112.3 | 66.64 | 50.00 | mg/L | 91% | E | 79-124 | 1 |

| Type: | Matrix Spike Duplicate | Lab ID: | QC1339761 | Batch: | 395128 |
|---|---|---|---|---|---|
| Matrix (Source ID): | Drinking Water (552882-001) | Method: | EPA 300.0 | Prep Method: | METHOD |

| QC1339761 Analyte | Result | Source Sample Result | Spiked | Units | Recovery | Qual | Limits | RPD | RPD Lim | DF |
|---|---|---|---|---|---|---|---|---|---|---|
| Fluoride | 22.69 | 0.3984 | 20.00 | mg/L | 111% | | 80-129 | 12 | 21 | 1 |
| Chloride | 150.5 | 43.64 | 100.0 | mg/L | 107% | | 80-123 | 6 | 20 | 1 |
| Nitrogen, Nitrite | 9.687 | ND | 9.134 | mg/L | 106% | | 80-122 | 9 | 21 | 1 |
| Bromide | 15.12 | ND | 15.00 | mg/L | 101% | | 80-121 | 8 | 20 | 1 |
| Nitrogen, Nitrate | 13.72 | 4.287 | 9.036 | mg/L | 104% | | 80-123 | 6 | 20 | 1 |
| Sulfate | 121.4 | 66.64 | 50.00 | mg/L | 110% | E | 79-124 | | 20 | 1 |

| Type: | Blank | Lab ID: | QC1339793 | Batch: | 395138 |
|---|---|---|---|---|---|
| Matrix: | Water | Method: | EPA 350.1 | Prep Method: | METHOD |

| QC1339793 Analyte | Result | Qual | Units | RL | MDL | Prepared | Analyzed |
|---|---|---|---|---|---|---|---|
| Ammonia-N | ND | | mg/L | 0.10 | 0.068 | 02/11/26 | 02/12/26 |

| Type: | Lab Control Sample | Lab ID: | QC1339794 | Batch: | 395138 |
|---|---|---|---|---|---|
| Matrix: | Water | Method: | EPA 350.1 | Prep Method: | METHOD |

| QC1339794 Analyte | Result | Spiked | Units | Recovery | Qual | Limits |
|---|---|---|---|---|---|---|
| Ammonia-N | 0.9756 | 1.000 | mg/L | 98% | | 90-110 |

| Type: | Matrix Spike | Lab ID: | QC1339795 | Batch: | 395138 |
|---|---|---|---|---|---|
| Matrix (Source ID): | Drinking Water (552671-002) | Method: | EPA 350.1 | Prep Method: | METHOD |

| QC1339795 Analyte | Result | Source Sample Result | Spiked | Units | Recovery | Qual | Limits | DF |
|---|---|---|---|---|---|---|---|---|
| Ammonia-N | 0.9942 | ND | 1.000 | mg/L | 99% | | 90-110 | 1 |

ENTHALPY ANALYTICAL

# Batch QC

| | | | | | |
|---|---|---|---|---|---|
| **Type:** | Matrix Spike Duplicate | **Lab ID:** | QC1339796 | **Batch:** | 395138 |
| **Matrix (Source ID):** | Drinking Water (552671-002) | **Method:** | EPA 350.1 | **Prep Method:** | METHOD |

| QC1339796 Analyte | Result | Source Sample Result | Spiked | Units | Recovery | Qual | Limits | RPD | RPD Lim | DF |
|---|---|---|---|---|---|---|---|---|---|---|
| Ammonia-N | 1.035 | ND | 1.000 | mg/L | 104% | | 90-110 | 4 | 20 | 1 |

| | | | | | |
|---|---|---|---|---|---|
| **Type:** | Blank | **Lab ID:** | QC1339733 | **Batch:** | 395122 |
| **Matrix:** | Water | **Method:** | EPA 420.1 | **Prep Method:** | METHOD |

| QC1339733 Analyte | Result | Qual | Units | RL | MDL | Prepared | Analyzed |
|---|---|---|---|---|---|---|---|
| Total Phenolics | ND | | mg/L | 0.010 | 0.0056 | 02/11/26 | 02/12/26 |

| | | | | | |
|---|---|---|---|---|---|
| **Type:** | Lab Control Sample | **Lab ID:** | QC1339734 | **Batch:** | 395122 |
| **Matrix:** | Water | **Method:** | EPA 420.1 | **Prep Method:** | METHOD |

| QC1339734 Analyte | Result | Spiked | Units | Recovery | Qual | Limits |
|---|---|---|---|---|---|---|
| Total Phenolics | 0.07300 | 0.08000 | mg/L | 91% | | 80-120 |

| | | | | | |
|---|---|---|---|---|---|
| **Type:** | Lab Control Sample Duplicate | **Lab ID:** | QC1339735 | **Batch:** | 395122 |
| **Matrix:** | Water | **Method:** | EPA 420.1 | **Prep Method:** | METHOD |

| QC1339735 Analyte | Result | Spiked | Units | Recovery | Qual | Limits | RPD | RPD Lim |
|---|---|---|---|---|---|---|---|---|
| Total Phenolics | 0.07800 | 0.08000 | mg/L | 98% | | 80-120 | 7 | 20 |

ENTHALPY ANALYTICAL

# Batch QC

| Type: Blank | Lab ID: QC1339752 | Batch: 395126 |
|---|---|---|
| Matrix: Water | | |

| QC1339752 Analyte | Result | Qual | Units | RL | MDL | Prepared | Analyzed |
|---|---|---|---|---|---|---|---|
| Method: EPA 625.1<br>Prep Method: EPA 3510C | | | | | | | |
| a-Terpineol | ND | | ug/L | 10 | 2.1 | 02/11/26 | 02/12/26 |
| Benzoic acid | ND | | ug/L | 50 | 11 | 02/11/26 | 02/11/26 |
| 2-Methylphenol | ND | | ug/L | 10 | 3.2 | 02/11/26 | 02/11/26 |
| Pyridine | ND | | ug/L | 10 | 2.8 | 02/11/26 | 02/11/26 |
| Phenol | ND | | ug/L | 10 | 2.1 | 02/11/26 | 02/11/26 |
| Naphthalene | ND | | ug/L | 10 | 3.6 | 02/11/26 | 02/11/26 |
| 3-,4-Methylphenol | ND | | ug/L | 10 | 3.0 | 02/11/26 | 02/11/26 |
| Cresol | ND | | ug/L | 10 | | 02/11/26 | 02/11/26 |
| **Surrogates** | | | | **Limits** | | | |
| 2-Fluorophenol | 39% | | %REC | 36-95 | | 02/11/26 | 02/11/26 |
| Phenol-d6 | 27% | * | %REC | 28-82 | | 02/11/26 | 02/11/26 |
| 2,4,6-Tribromophenol | 74% | | %REC | 61-140 | | 02/11/26 | 02/11/26 |
| Nitrobenzene-d5 | 65% | | %REC | 48-123 | | 02/11/26 | 02/11/26 |
| 2-Fluorobiphenyl | 61% | | %REC | 51-105 | | 02/11/26 | 02/11/26 |
| Terphenyl-d14 | 83% | | %REC | 65-117 | | 02/11/26 | 02/11/26 |
| Method: EPA 8270E<br>Prep Method: EPA 3510C | | | | | | | |
| Carbazole | ND | | ug/L | 10 | 2.8 | 02/11/26 | 02/11/26 |
| N-Nitrosodimethylamine | ND | | ug/L | 10 | 2.9 | 02/11/26 | 02/11/26 |
| Aniline | ND | | ug/L | 10 | 2.8 | 02/11/26 | 02/11/26 |
| bis(2-Chloroethyl)ether | ND | | ug/L | 25 | 3.7 | 02/11/26 | 02/11/26 |
| 2-Chlorophenol | ND | | ug/L | 10 | 3.6 | 02/11/26 | 02/11/26 |
| 1,3-Dichlorobenzene | ND | | ug/L | 10 | 3.3 | 02/11/26 | 02/11/26 |
| 1,4-Dichlorobenzene | ND | | ug/L | 10 | 3.4 | 02/11/26 | 02/11/26 |
| Benzyl alcohol | ND | | ug/L | 25 | 5.8 | 02/11/26 | 02/11/26 |
| 1,2-Dichlorobenzene | ND | | ug/L | 10 | 3.3 | 02/11/26 | 02/11/26 |
| bis(2-Chloroisopropyl) ether | ND | | ug/L | 10 | 3.8 | 02/11/26 | 02/11/26 |
| N-Nitroso-di-n-propylamine | ND | | ug/L | 10 | 3.9 | 02/11/26 | 02/11/26 |
| Hexachloroethane | ND | | ug/L | 10 | 3.0 | 02/11/26 | 02/11/26 |
| Nitrobenzene | ND | | ug/L | 25 | 8.4 | 02/11/26 | 02/11/26 |
| Isophorone | ND | | ug/L | 10 | 3.7 | 02/11/26 | 02/11/26 |
| 2-Nitrophenol | ND | | ug/L | 10 | 5.4 | 02/11/26 | 02/11/26 |
| 2,4-Dimethylphenol | ND | | ug/L | 10 | 3.2 | 02/11/26 | 02/11/26 |
| bis(2-Chloroethoxy)methane | ND | | ug/L | 10 | 3.7 | 02/11/26 | 02/11/26 |
| 2,4-Dichlorophenol | ND | | ug/L | 10 | 3.7 | 02/11/26 | 02/11/26 |
| 1,2,4-Trichlorobenzene | ND | | ug/L | 10 | 3.4 | 02/11/26 | 02/11/26 |
| 4-Chloroaniline | ND | | ug/L | 10 | 3.1 | 02/11/26 | 02/11/26 |
| Hexachlorobutadiene | ND | | ug/L | 10 | 2.2 | 02/11/26 | 02/11/26 |
| 4-Chloro-3-methylphenol | ND | | ug/L | 10 | 3.6 | 02/11/26 | 02/11/26 |
| 2-Methylnaphthalene | ND | | ug/L | 10 | 3.4 | 02/11/26 | 02/11/26 |
| Hexachlorocyclopentadiene | ND | | ug/L | 25 | 7.8 | 02/11/26 | 02/11/26 |
| 2,4,6-Trichlorophenol | ND | | ug/L | 10 | 4.1 | 02/11/26 | 02/11/26 |
| 2,4,5-Trichlorophenol | ND | | ug/L | 10 | 3.7 | 02/11/26 | 02/11/26 |
| 2-Chloronaphthalene | ND | | ug/L | 10 | 3.4 | 02/11/26 | 02/11/26 |
| 2-Nitroaniline | ND | | ug/L | 50 | 4.3 | 02/11/26 | 02/11/26 |

ENTHALPY ANALYTICAL

# Batch QC

| QC1339752 Analyte | Result | Qual | Units | RL | MDL | Prepared | Analyzed |
|---|---|---|---|---|---|---|---|
| Dimethylphthalate | ND | | ug/L | 10 | 3.4 | 02/11/26 | 02/11/26 |
| Acenaphthylene | ND | | ug/L | 10 | 3.9 | 02/11/26 | 02/11/26 |
| 2,6-Dinitrotoluene | ND | | ug/L | 10 | 4.4 | 02/11/26 | 02/11/26 |
| 3-Nitroaniline | ND | | ug/L | 10 | 4.0 | 02/11/26 | 02/11/26 |
| Acenaphthene | ND | | ug/L | 10 | 3.2 | 02/11/26 | 02/11/26 |
| 2,4-Dinitrophenol | ND | | ug/L | 50 | 15 | 02/11/26 | 02/11/26 |
| 4-Nitrophenol | ND | | ug/L | 50 | 8.5 | 02/11/26 | 02/11/26 |
| Dibenzofuran | ND | | ug/L | 10 | 3.2 | 02/11/26 | 02/11/26 |
| 2,4-Dinitrotoluene | ND | | ug/L | 10 | 4.3 | 02/11/26 | 02/11/26 |
| Diethylphthalate | ND | | ug/L | 10 | 2.9 | 02/11/26 | 02/11/26 |
| Fluorene | ND | | ug/L | 10 | 3.1 | 02/11/26 | 02/11/26 |
| 4-Chlorophenyl-phenylether | ND | | ug/L | 10 | 3.1 | 02/11/26 | 02/11/26 |
| 4-Nitroaniline | ND | | ug/L | 10 | 3.3 | 02/11/26 | 02/11/26 |
| 4,6-Dinitro-2-methylphenol | ND | | ug/L | 50 | 17 | 02/11/26 | 02/11/26 |
| N-Nitrosodiphenylamine | ND | | ug/L | 10 | 4.0 | 02/11/26 | 02/11/26 |
| 1,2-diphenylhydrazine (as azobenzene) | ND | | ug/L | 10 | 2.9 | 02/11/26 | 02/11/26 |
| 4-Bromophenyl-phenylether | ND | | ug/L | 10 | 3.3 | 02/11/26 | 02/11/26 |
| Hexachlorobenzene | ND | | ug/L | 10 | 3.0 | 02/11/26 | 02/11/26 |
| Pentachlorophenol | ND | | ug/L | 25 | 5.7 | 02/11/26 | 02/11/26 |
| Phenanthrene | ND | | ug/L | 10 | 2.9 | 02/11/26 | 02/11/26 |
| Anthracene | ND | | ug/L | 10 | 2.8 | 02/11/26 | 02/11/26 |
| Di-n-butylphthalate | ND | | ug/L | 10 | 3.0 | 02/11/26 | 02/11/26 |
| Fluoranthene | ND | | ug/L | 10 | 2.8 | 02/11/26 | 02/11/26 |
| Benzidine | ND | | ug/L | 50 | 19 | 02/11/26 | 02/11/26 |
| Pyrene | ND | | ug/L | 10 | 2.7 | 02/11/26 | 02/11/26 |
| Butylbenzylphthalate | ND | | ug/L | 10 | 3.6 | 02/11/26 | 02/11/26 |
| 3,3'-Dichlorobenzidine | ND | | ug/L | 25 | 5.2 | 02/11/26 | 02/11/26 |
| Benzo(a)anthracene | ND | | ug/L | 10 | 2.4 | 02/11/26 | 02/11/26 |
| Chrysene | ND | | ug/L | 10 | 2.5 | 02/11/26 | 02/11/26 |
| bis(2-Ethylhexyl)phthalate | ND | | ug/L | 10 | 3.3 | 02/11/26 | 02/11/26 |
| Di-n-octylphthalate | ND | | ug/L | 10 | 4.7 | 02/11/26 | 02/11/26 |
| Benzo(b)fluoranthene | ND | | ug/L | 10 | 3.0 | 02/11/26 | 02/11/26 |
| Benzo(k)fluoranthene | ND | | ug/L | 10 | 3.1 | 02/11/26 | 02/11/26 |
| Benzo(a)pyrene | ND | | ug/L | 10 | 3.1 | 02/11/26 | 02/11/26 |
| Indeno(1,2,3-cd)pyrene | ND | | ug/L | 10 | 4.2 | 02/11/26 | 02/11/26 |
| Dibenz(a,h)anthracene | ND | | ug/L | 10 | 4.2 | 02/11/26 | 02/11/26 |
| Benzo(g,h,i)perylene | ND | | ug/L | 10 | 4.1 | 02/11/26 | 02/11/26 |
| **Surrogates** | | | | **Limits** | | | |
| 2-Fluorophenol | 39% | | %REC | 15-120 | | 02/11/26 | 02/11/26 |
| Phenol-d6 | 27% | | %REC | 15-120 | | 02/11/26 | 02/11/26 |
| 2,4,6-Tribromophenol | 74% | | %REC | 15-140 | | 02/11/26 | 02/11/26 |
| Nitrobenzene-d5 | 65% | | %REC | 15-123 | | 02/11/26 | 02/11/26 |
| 2-Fluorobiphenyl | 61% | | %REC | 15-120 | | 02/11/26 | 02/11/26 |
| Terphenyl-d14 | 83% | | %REC | 15-120 | | 02/11/26 | 02/11/26 |

ENTHALPY ANALYTICAL

# Batch QC

| Type: Lab Control Sample | Lab ID: QC1339753 | Batch: 395126 |
|---|---|---|
| Matrix: Water | | |

| QC1339753 Analyte | Result | Spiked | Units | Recovery | Qual | Limits |
|---|---|---|---|---|---|---|
| Method: EPA 625.1<br>Prep Method: EPA 3510C | | | | | | |
| 2-Methylphenol | 56.59 | 75.00 | ug/L | 75% | | 44-120 |
| Pyridine | 34.56 | 75.00 | ug/L | 46% | | 13-120 |
| Phenol | 27.13 | 75.00 | ug/L | 36% | | 10-85 |
| Naphthalene | 61.73 | 75.00 | ug/L | 82% | | 23-133 |
| 3-,4-Methylphenol | 52.87 | 75.00 | ug/L | 70% | | 40-120 |
| **Surrogates** | | | | | | |
| 2-Fluorophenol | 21.21 | 40.00 | ug/L | 53% | | 36-95 |
| Phenol-d6 | 14.34 | 40.00 | ug/L | 36% | | 28-82 |
| 2,4,6-Tribromophenol | 42.71 | 40.00 | ug/L | 107% | | 61-140 |
| Nitrobenzene-d5 | 34.04 | 40.00 | ug/L | 85% | | 48-123 |
| 2-Fluorobiphenyl | 31.57 | 40.00 | ug/L | 79% | | 51-105 |
| Terphenyl-d14 | 34.82 | 40.00 | ug/L | 87% | | 65-117 |
| Method: EPA 8270E<br>Prep Method: EPA 3510C | | | | | | |
| Phenol | 27.13 | 75.00 | ug/L | 36% | | 14-120 |
| 2-Chlorophenol | 60.54 | 75.00 | ug/L | 81% | | 46-120 |
| 1,4-Dichlorobenzene | 58.51 | 75.00 | ug/L | 78% | | 42-120 |
| 3-,4-Methylphenol | 52.87 | 75.00 | ug/L | 70% | | 40-120 |
| N-Nitroso-di-n-propylamine | 62.19 | 75.00 | ug/L | 83% | | 54-121 |
| 2,4-Dimethylphenol | 67.12 | 75.00 | ug/L | 89% | | 48-120 |
| 1,2,4-Trichlorobenzene | 60.57 | 75.00 | ug/L | 81% | | 45-120 |
| 4-Chloro-3-methylphenol | 67.76 | 75.00 | ug/L | 90% | | 60-121 |
| 2,4,5-Trichlorophenol | 72.09 | 75.00 | ug/L | 96% | | 62-124 |
| Acenaphthene | 64.67 | 75.00 | ug/L | 86% | | 56-120 |
| 4-Nitrophenol | 32.15 | 75.00 | ug/L | 43% | | 17-120 |
| 2,4-Dinitrotoluene | 74.51 | 75.00 | ug/L | 99% | | 69-127 |
| Pentachlorophenol | 78.73 | 75.00 | ug/L | 105% | | 51-120 |
| Pyrene | 70.66 | 75.00 | ug/L | 94% | | 68-123 |
| Chrysene | 69.08 | 75.00 | ug/L | 92% | | 66-120 |
| Benzo(b)fluoranthene | 70.50 | 75.00 | ug/L | 94% | | 67-120 |
| **Surrogates** | | | | | | |
| 2-Fluorophenol | 21.21 | 40.00 | ug/L | 53% | | 15-120 |
| Phenol-d6 | 14.34 | 40.00 | ug/L | 36% | | 15-120 |
| 2,4,6-Tribromophenol | 42.71 | 40.00 | ug/L | 107% | | 15-140 |
| Nitrobenzene-d5 | 34.04 | 40.00 | ug/L | 85% | | 15-123 |
| 2-Fluorobiphenyl | 31.57 | 40.00 | ug/L | 79% | | 15-120 |
| Terphenyl-d14 | 34.82 | 40.00 | ug/L | 87% | | 15-120 |

ENTHALPY ANALYTICAL

# Batch QC

**Type:** Lab Control Sample Duplicate **Lab ID:** QC1339754 **Batch:** 395126
**Matrix:** Water

| QC1339754 Analyte | Result | Spiked | Units | Recovery | Qual | Limits | RPD | RPD Lim |
|---|---|---|---|---|---|---|---|---|
| Method: EPA 625.1<br>Prep Method: EPA 3510C | | | | | | | | |
| 2-Methylphenol | 58.26 | 75.00 | ug/L | 78% | | 44-120 | 3 | 51 |
| Pyridine | 35.20 | 75.00 | ug/L | 47% | | 13-120 | 2 | 62 |
| Phenol | 28.06 | 75.00 | ug/L | 37% | | 10-85 | 3 | 52 |
| Naphthalene | 63.05 | 75.00 | ug/L | 84% | | 23-133 | 2 | 50 |
| 3-,4-Methylphenol | 54.46 | 75.00 | ug/L | 73% | | 40-120 | 3 | 51 |
| **Surrogates** | | | | | | | | |
| 2-Fluorophenol | 22.06 | 40.00 | ug/L | 55% | | 36-95 | | |
| Phenol-d6 | 14.95 | 40.00 | ug/L | 37% | | 28-82 | | |
| 2,4,6-Tribromophenol | 43.24 | 40.00 | ug/L | 108% | | 61-140 | | |
| Nitrobenzene-d5 | 35.89 | 40.00 | ug/L | 90% | | 48-123 | | |
| 2-Fluorobiphenyl | 32.34 | 40.00 | ug/L | 81% | | 51-105 | | |
| Terphenyl-d14 | 35.29 | 40.00 | ug/L | 88% | | 65-117 | | |
| Method: EPA 8270E<br>Prep Method: EPA 3510C | | | | | | | | |
| Phenol | 28.06 | 75.00 | ug/L | 37% | | 14-120 | 3 | 52 |
| 2-Chlorophenol | 62.38 | 75.00 | ug/L | 83% | | 46-120 | 3 | 52 |
| 1,4-Dichlorobenzene | 59.97 | 75.00 | ug/L | 80% | | 42-120 | 2 | 53 |
| 3-,4-Methylphenol | 54.46 | 75.00 | ug/L | 73% | | 40-120 | 3 | 51 |
| N-Nitroso-di-n-propylamine | 64.48 | 75.00 | ug/L | 86% | | 54-121 | 4 | 52 |
| 2,4-Dimethylphenol | 69.74 | 75.00 | ug/L | 93% | | 48-120 | 4 | 52 |
| 1,2,4-Trichlorobenzene | 63.12 | 75.00 | ug/L | 84% | | 45-120 | 4 | 54 |
| 4-Chloro-3-methylphenol | 69.27 | 75.00 | ug/L | 92% | | 60-121 | 2 | 47 |
| 2,4,5-Trichlorophenol | 74.67 | 75.00 | ug/L | 100% | | 62-124 | 4 | 46 |
| Acenaphthene | 65.83 | 75.00 | ug/L | 88% | | 56-120 | 2 | 46 |
| 4-Nitrophenol | 32.91 | 75.00 | ug/L | 44% | | 17-120 | 2 | 44 |
| 2,4-Dinitrotoluene | 76.41 | 75.00 | ug/L | 102% | | 69-127 | 3 | 40 |
| Pentachlorophenol | 81.85 | 75.00 | ug/L | 109% | | 51-120 | 4 | 42 |
| Pyrene | 71.16 | 75.00 | ug/L | 95% | | 68-123 | 1 | 39 |
| Chrysene | 69.58 | 75.00 | ug/L | 93% | | 66-120 | 1 | 38 |
| Benzo(b)fluoranthene | 68.84 | 75.00 | ug/L | 92% | | 67-120 | 2 | 39 |
| **Surrogates** | | | | | | | | |
| 2-Fluorophenol | 22.06 | 40.00 | ug/L | 55% | | 15-120 | | |
| Phenol-d6 | 14.95 | 40.00 | ug/L | 37% | | 15-120 | | |
| 2,4,6-Tribromophenol | 43.24 | 40.00 | ug/L | 108% | | 15-140 | | |
| Nitrobenzene-d5 | 35.89 | 40.00 | ug/L | 90% | | 15-123 | | |
| 2-Fluorobiphenyl | 32.34 | 40.00 | ug/L | 81% | | 15-120 | | |
| Terphenyl-d14 | 35.29 | 40.00 | ug/L | 88% | | 15-120 | | |

ENTHALPY ANALYTICAL

# Batch QC

| Type: Blank | Lab ID: QC1339704 | Batch: 395031 |
|---|---|---|
| Matrix: Water | | |

| QC1339704 Analyte | Result | Qual | Units | RL | MDL | Prepared | Analyzed |
|---|---|---|---|---|---|---|---|
| Method: EPA 8081A<br>Prep Method: EPA 3510C | | | | | | | |
| alpha-BHC | ND | | ug/L | 0.05 | 0.02 | 02/11/26 | 02/11/26 |
| beta-BHC | ND | | ug/L | 0.05 | 0.01 | 02/11/26 | 02/11/26 |
| gamma-BHC | ND | | ug/L | 0.05 | 0.01 | 02/11/26 | 02/11/26 |
| delta-BHC | ND | | ug/L | 0.05 | 0.01 | 02/11/26 | 02/11/26 |
| Heptachlor | ND | | ug/L | 0.05 | 0.01 | 02/11/26 | 02/11/26 |
| Aldrin | ND | | ug/L | 0.05 | 0.01 | 02/11/26 | 02/11/26 |
| Heptachlor epoxide | ND | | ug/L | 0.05 | 0.01 | 02/11/26 | 02/11/26 |
| Endosulfan I | ND | | ug/L | 0.05 | 0.01 | 02/11/26 | 02/11/26 |
| Dieldrin | ND | | ug/L | 0.1 | 0.01 | 02/11/26 | 02/11/26 |
| 4,4'-DDE | ND | | ug/L | 0.1 | 0.01 | 02/11/26 | 02/11/26 |
| Endrin | ND | | ug/L | 0.1 | 0.01 | 02/11/26 | 02/11/26 |
| Endosulfan II | ND | | ug/L | 0.1 | 0.02 | 02/11/26 | 02/11/26 |
| Endosulfan sulfate | ND | | ug/L | 0.1 | 0.02 | 02/11/26 | 02/11/26 |
| 4,4'-DDD | ND | | ug/L | 0.1 | 0.02 | 02/11/26 | 02/11/26 |
| Endrin aldehyde | ND | | ug/L | 0.1 | 0.03 | 02/11/26 | 02/11/26 |
| Endrin ketone | ND | | ug/L | 0.1 | 0.03 | 02/11/26 | 02/11/26 |
| 4,4'-DDT | ND | | ug/L | 0.1 | 0.08 | 02/11/26 | 02/11/26 |
| Methoxychlor | ND | | ug/L | 0.1 | 0.04 | 02/11/26 | 02/11/26 |
| Toxaphene | ND | | ug/L | 2.0 | 0.6 | 02/11/26 | 02/11/26 |
| Chlordane (Technical) | ND | | ug/L | 1.0 | 0.2 | 02/11/26 | 02/11/26 |
| **Surrogates** | | | | **Limits** | | | |
| TCMX | 71% | | %REC | 29-120 | | 02/11/26 | 02/11/26 |
| Decachlorobiphenyl | 93% | | %REC | 33-132 | | 02/11/26 | 02/11/26 |
| Method: EPA 8082<br>Prep Method: EPA 3510C | | | | | | | |
| Aroclor-1016 | ND | | ug/L | 0.50 | 0.30 | 02/11/26 | 02/11/26 |
| Aroclor-1221 | ND | | ug/L | 0.50 | 0.47 | 02/11/26 | 02/11/26 |
| Aroclor-1232 | ND | | ug/L | 0.50 | 0.27 | 02/11/26 | 02/11/26 |
| Aroclor-1242 | ND | | ug/L | 0.50 | 0.29 | 02/11/26 | 02/11/26 |
| Aroclor-1248 | ND | | ug/L | 0.50 | 0.24 | 02/11/26 | 02/11/26 |
| Aroclor-1254 | ND | | ug/L | 0.50 | 0.27 | 02/11/26 | 02/11/26 |
| Aroclor-1260 | ND | | ug/L | 0.50 | 0.33 | 02/11/26 | 02/11/26 |
| Aroclor-1262 | ND | | ug/L | 0.50 | 0.29 | 02/11/26 | 02/11/26 |
| Aroclor-1268 | ND | | ug/L | 0.50 | 0.26 | 02/11/26 | 02/11/26 |
| **Surrogates** | | | | **Limits** | | | |
| Decachlorobiphenyl (PCB) | 88% | | %REC | 28-138 | | 02/11/26 | 02/11/26 |

ENTHALPY ANALYTICAL

# Batch QC

| | | | | | |
|---|---|---|---|---|---|
| **Type:** | **Lab Control Sample** | **Lab ID:** | **QC1339705** | **Batch:** | **395031** |
| **Matrix:** | **Water** | **Method:** | **EPA 8081A** | **Prep Method:** | **EPA 3510C** |

| QC1339705 Analyte | Result | Spiked | Units | Recovery | Qual | Limits |
|---|---|---|---|---|---|---|
| alpha-BHC | 0.4533 | 0.5000 | ug/L | 91% | | 66-121 |
| beta-BHC | 0.4695 | 0.5000 | ug/L | 94% | | 73-120 |
| gamma-BHC | 0.4729 | 0.5000 | ug/L | 95% | | 68-125 |
| delta-BHC | 0.4928 | 0.5000 | ug/L | 99% | | 68-131 |
| Heptachlor | 0.4562 | 0.5000 | ug/L | 91% | | 63-120 |
| Aldrin | 0.4304 | 0.5000 | ug/L | 86% | | 56-120 |
| Heptachlor epoxide | 0.4365 | 0.5000 | ug/L | 87% | | 65-120 |
| Endosulfan I | 0.4635 | 0.5000 | ug/L | 93% | | 68-124 |
| Dieldrin | 0.4662 | 0.5000 | ug/L | 93% | | 66-124 |
| 4,4'-DDE | 0.4788 | 0.5000 | ug/L | 96% | | 67-131 |
| Endrin | 0.5082 | 0.5000 | ug/L | 102% | | 68-135 |
| Endosulfan II | 0.5020 | 0.5000 | ug/L | 100% | | 71-130 |
| Endosulfan sulfate | 0.5230 | 0.5000 | ug/L | 105% | | 68-128 |
| 4,4'-DDD | 0.4755 | 0.5000 | ug/L | 95% | | 65-130 |
| Endrin aldehyde | 0.4884 | 0.5000 | ug/L | 98% | | 67-124 |
| Endrin ketone | 0.6169 | 0.5000 | ug/L | 123% | | 69-137 |
| 4,4'-DDT | 0.4919 | 0.5000 | ug/L | 98% | | 65-136 |
| Methoxychlor | 0.5499 | 0.5000 | ug/L | 110% | | 69-150 |
| **Surrogates** | | | | | | |
| TCMX | 0.3610 | 0.5000 | ug/L | 72% | | 29-120 |
| Decachlorobiphenyl | 0.4765 | 0.5000 | ug/L | 95% | | 33-132 |

# Batch QC

| Type: | Lab Control Sample Duplicate | Lab ID: | QC1339706 | Batch: | 395031 |
|---|---|---|---|---|---|
| Matrix: | Water | Method: | EPA 8081A | Prep Method: | EPA 3510C |

| QC1339706 Analyte | Result | Spiked | Units | Recovery | Qual | Limits | RPD | RPD Lim |
|---|---|---|---|---|---|---|---|---|
| alpha-BHC | 0.4490 | 0.5000 | ug/L | 90% | | 66-121 | 1 | 20 |
| beta-BHC | 0.4431 | 0.5000 | ug/L | 89% | | 73-120 | 6 | 20 |
| gamma-BHC | 0.4652 | 0.5000 | ug/L | 93% | | 68-125 | 2 | 20 |
| delta-BHC | 0.4719 | 0.5000 | ug/L | 94% | | 68-131 | 4 | 20 |
| Heptachlor | 0.4423 | 0.5000 | ug/L | 88% | | 63-120 | 3 | 24 |
| Aldrin | 0.4100 | 0.5000 | ug/L | 82% | | 56-120 | 5 | 30 |
| Heptachlor epoxide | 0.4099 | 0.5000 | ug/L | 82% | | 65-120 | 6 | 20 |
| Endosulfan I | 0.4293 | 0.5000 | ug/L | 86% | | 68-124 | 8 | 20 |
| Dieldrin | 0.4288 | 0.5000 | ug/L | 86% | | 66-124 | 8 | 22 |
| 4,4'-DDE | 0.4305 | 0.5000 | ug/L | 86% | | 67-131 | 11 | 21 |
| Endrin | 0.4694 | 0.5000 | ug/L | 94% | | 68-135 | 8 | 20 |
| Endosulfan II | 0.4530 | 0.5000 | ug/L | 91% | | 71-130 | 10 | 21 |
| Endosulfan sulfate | 0.4824 | 0.5000 | ug/L | 96% | | 68-128 | 8 | 21 |
| 4,4'-DDD | 0.4355 | 0.5000 | ug/L | 87% | | 65-130 | 9 | 22 |
| Endrin aldehyde | 0.4419 | 0.5000 | ug/L | 88% | | 67-124 | 10 | 20 |
| Endrin ketone | 0.5605 | 0.5000 | ug/L | 112% | | 69-137 | 10 | 21 |
| 4,4'-DDT | 0.4492 | 0.5000 | ug/L | 90% | | 65-136 | 9 | 23 |
| Methoxychlor | 0.5031 | 0.5000 | ug/L | 101% | | 69-150 | 9 | 23 |
| **Surrogates** | | | | | | | | |
| TCMX | 0.3703 | 0.5000 | ug/L | 74% | | 29-120 | | |
| Decachlorobiphenyl | 0.4282 | 0.5000 | ug/L | 86% | | 33-132 | | |

| Type: | Lab Control Sample | Lab ID: | QC1339707 | Batch: | 395031 |
|---|---|---|---|---|---|
| Matrix: | Water | Method: | EPA 8082 | Prep Method: | EPA 3510C |

| QC1339707 Analyte | Result | Spiked | Units | Recovery | Qual | Limits |
|---|---|---|---|---|---|---|
| Aroclor-1016 | 4.515 | 5.000 | ug/L | 90% | | 69-120 |
| Aroclor-1260 | 4.983 | 5.000 | ug/L | 100% | | 72-124 |
| **Surrogates** | | | | | | |
| Decachlorobiphenyl (PCB) | 0.4466 | 0.5000 | ug/L | 89% | | 28-138 |

| Type: | Lab Control Sample Duplicate | Lab ID: | QC1339708 | Batch: | 395031 |
|---|---|---|---|---|---|
| Matrix: | Water | Method: | EPA 8082 | Prep Method: | EPA 3510C |

| QC1339708 Analyte | Result | Spiked | Units | Recovery | Qual | Limits | RPD | RPD Lim |
|---|---|---|---|---|---|---|---|---|
| Aroclor-1016 | 4.494 | 5.000 | ug/L | 90% | | 69-120 | 0 | 22 |
| Aroclor-1260 | 5.050 | 5.000 | ug/L | 101% | | 72-124 | 1 | 25 |
| **Surrogates** | | | | | | | | |
| Decachlorobiphenyl (PCB) | 0.4540 | 0.5000 | ug/L | 91% | | 28-138 | | |

ENTHALPY ANALYTICAL

# Batch QC

| Type: | Lab Control Sample | Lab ID: | QC1339927 | Batch: | 395170 |
|---|---|---|---|---|---|
| Matrix: | Water | Method: | EPA 8260B | Prep Method: | EPA 5030B |

| QC1339927 Analyte | Result | Spiked | Units | Recovery | Qual | Limits |
|---|---|---|---|---|---|---|
| 1,1-Dichloroethene | 49.25 | 50.00 | ug/L | 98% | | 69-128 |
| MTBE | 49.14 | 50.00 | ug/L | 98% | | 66-125 |
| Benzene | 48.35 | 50.00 | ug/L | 97% | | 76-121 |
| Trichloroethene | 43.64 | 50.00 | ug/L | 87% | | 76-124 |
| Toluene | 42.74 | 50.00 | ug/L | 85% | | 76-120 |
| Chlorobenzene | 45.07 | 50.00 | ug/L | 90% | | 78-120 |
| **Surrogates** | | | | | | |
| Dibromofluoromethane | 50.63 | 50.00 | ug/L | 101% | | 70-130 |
| 1,2-Dichloroethane-d4 | 49.80 | 50.00 | ug/L | 100% | | 70-130 |
| Toluene-d8 | 46.30 | 50.00 | ug/L | 93% | | 70-130 |
| Bromofluorobenzene | 50.77 | 50.00 | ug/L | 102% | | 70-130 |

| Type: | Lab Control Sample Duplicate | Lab ID: | QC1339928 | Batch: | 395170 |
|---|---|---|---|---|---|
| Matrix: | Water | Method: | EPA 8260B | Prep Method: | EPA 5030B |

| QC1339928 Analyte | Result | Spiked | Units | Recovery | Qual | Limits | RPD | RPD Lim |
|---|---|---|---|---|---|---|---|---|
| 1,1-Dichloroethene | 52.81 | 50.00 | ug/L | 106% | | 69-128 | 7 | 23 |
| MTBE | 52.89 | 50.00 | ug/L | 106% | | 66-125 | 7 | 22 |
| Benzene | 52.71 | 50.00 | ug/L | 105% | | 76-121 | 9 | 21 |
| Trichloroethene | 46.16 | 50.00 | ug/L | 92% | | 76-124 | 6 | 22 |
| Toluene | 45.66 | 50.00 | ug/L | 91% | | 76-120 | 7 | 21 |
| Chlorobenzene | 46.98 | 50.00 | ug/L | 94% | | 78-120 | 4 | 20 |
| **Surrogates** | | | | | | | | |
| Dibromofluoromethane | 51.11 | 50.00 | ug/L | 102% | | 70-130 | | |
| 1,2-Dichloroethane-d4 | 51.69 | 50.00 | ug/L | 103% | | 70-130 | | |
| Toluene-d8 | 46.85 | 50.00 | ug/L | 94% | | 70-130 | | |
| Bromofluorobenzene | 49.33 | 50.00 | ug/L | 99% | | 70-130 | | |

ENTHALPY ANALYTICAL

# Batch QC

| | | | | | |
|---|---|---|---|---|---|
| **Type:** | **Blank** | **Lab ID:** | **QC1339932** | **Batch:** | **395170** |
| **Matrix:** | **Water** | **Method:** | **EPA 8260B** | **Prep Method:** | **EPA 5030B** |

| QC1339932 Analyte | Result | Qual | Units | RL | MDL | Prepared | Analyzed |
|---|---|---|---|---|---|---|---|
| Carbon Disulfide | ND | | ug/L | 5.0 | 0.3 | 02/12/26 | 02/12/26 |
| Chloroprene | ND | | ug/L | 200 | 0.3 | 02/12/26 | 02/12/26 |
| 3-Chloropropene | ND | | ug/L | 5.0 | 0.2 | 02/12/26 | 02/12/26 |
| Ethyl methacrylate | ND | | ug/L | 50 | 2.4 | 02/12/26 | 02/12/26 |
| Ethanol | ND | | ug/L | 500 | 130 | 02/12/26 | 02/12/26 |
| 2-Hexanone | ND | | ug/L | 5.0 | 0.6 | 02/12/26 | 02/12/26 |
| Isopropanol (IPA) | ND | | ug/L | 200 | 40 | 02/12/26 | 02/12/26 |
| Methyl acrylonitrile | ND | | ug/L | 35 | 1.3 | 02/12/26 | 02/12/26 |
| Vinyl Acetate | ND | | ug/L | 50 | 2.4 | 02/12/26 | 02/12/26 |
| Acrolein | ND | | ug/L | 200 | 2.0 | 02/12/26 | 02/12/26 |
| Acrylonitrile | ND | | ug/L | 10 | 0.3 | 02/12/26 | 02/12/26 |
| Freon 12 | ND | | ug/L | 5.0 | 0.2 | 02/12/26 | 02/12/26 |
| Chloromethane | ND | | ug/L | 5.0 | 0.1 | 02/12/26 | 02/12/26 |
| Vinyl Chloride | ND | | ug/L | 5.0 | 0.1 | 02/12/26 | 02/12/26 |
| Bromomethane | ND | | ug/L | 5.0 | 0.3 | 02/12/26 | 02/12/26 |
| Chloroethane | ND | | ug/L | 5.0 | 0.05 | 02/12/26 | 02/12/26 |
| Trichlorofluoromethane | ND | | ug/L | 5.0 | 0.08 | 02/12/26 | 02/12/26 |
| Iodomethane | ND | | ug/L | 5.0 | | 02/12/26 | 02/12/26 |
| Acetone | ND | | ug/L | 100 | 8.8 | 02/12/26 | 02/12/26 |
| Freon 113 | ND | | ug/L | 5.0 | 0.1 | 02/12/26 | 02/12/26 |
| 1,1-Dichloroethene | ND | | ug/L | 5.0 | 0.1 | 02/12/26 | 02/12/26 |
| Methylene Chloride | ND | | ug/L | 10 | 0.2 | 02/12/26 | 02/12/26 |
| MTBE | ND | | ug/L | 5.0 | 0.1 | 02/12/26 | 02/12/26 |
| trans-1,2-Dichloroethene | ND | | ug/L | 5.0 | 0.1 | 02/12/26 | 02/12/26 |
| 1,1-Dichloroethane | ND | | ug/L | 5.0 | 0.07 | 02/12/26 | 02/12/26 |
| 2-Butanone | ND | | ug/L | 10 | 0.9 | 02/12/26 | 02/12/26 |
| cis-1,2-Dichloroethene | ND | | ug/L | 5.0 | 0.09 | 02/12/26 | 02/12/26 |
| 2,2-Dichloropropane | ND | | ug/L | 5.0 | 0.09 | 02/12/26 | 02/12/26 |
| Chloroform | ND | | ug/L | 5.0 | 0.07 | 02/12/26 | 02/12/26 |
| Bromochloromethane | ND | | ug/L | 5.0 | 0.1 | 02/12/26 | 02/12/26 |
| 1,1,1-Trichloroethane | ND | | ug/L | 5.0 | 0.03 | 02/12/26 | 02/12/26 |
| 1,1-Dichloropropene | ND | | ug/L | 5.0 | 0.08 | 02/12/26 | 02/12/26 |
| Carbon Tetrachloride | ND | | ug/L | 5.0 | 0.07 | 02/12/26 | 02/12/26 |
| 1,2-Dichloroethane | ND | | ug/L | 5.0 | 0.09 | 02/12/26 | 02/12/26 |
| Benzene | ND | | ug/L | 1.0 | 0.07 | 02/12/26 | 02/12/26 |
| Trichloroethene | ND | | ug/L | 5.0 | 0.05 | 02/12/26 | 02/12/26 |
| 1,2-Dichloropropane | ND | | ug/L | 5.0 | 0.07 | 02/12/26 | 02/12/26 |
| Bromodichloromethane | ND | | ug/L | 5.0 | 0.05 | 02/12/26 | 02/12/26 |
| Dibromomethane | ND | | ug/L | 5.0 | 0.1 | 02/12/26 | 02/12/26 |
| 4-Methyl-2-Pentanone | ND | | ug/L | 5.0 | 0.5 | 02/12/26 | 02/12/26 |
| cis-1,3-Dichloropropene | ND | | ug/L | 5.0 | 0.08 | 02/12/26 | 02/12/26 |
| Toluene | ND | | ug/L | 5.0 | 0.05 | 02/12/26 | 02/12/26 |
| trans-1,3-Dichloropropene | ND | | ug/L | 5.0 | 0.03 | 02/12/26 | 02/12/26 |
| 1,1,2-Trichloroethane | ND | | ug/L | 5.0 | 0.06 | 02/12/26 | 02/12/26 |
| 1,3-Dichloropropane | ND | | ug/L | 5.0 | 0.1 | 02/12/26 | 02/12/26 |
| Tetrachloroethene | ND | | ug/L | 5.0 | 0.09 | 02/12/26 | 02/12/26 |
| Dibromochloromethane | ND | | ug/L | 5.0 | 0.07 | 02/12/26 | 02/12/26 |

ENTHALPY ANALYTICAL

## Batch QC

| QC1339932 Analyte | Result | Qual | Units | RL | MDL | Prepared | Analyzed |
|---|---|---|---|---|---|---|---|
| 1,2-Dibromoethane | ND | | ug/L | 5.0 | 0.07 | 02/12/26 | 02/12/26 |
| Chlorobenzene | ND | | ug/L | 5.0 | 0.05 | 02/12/26 | 02/12/26 |
| 1,1,1,2-Tetrachloroethane | ND | | ug/L | 5.0 | 0.06 | 02/12/26 | 02/12/26 |
| Ethylbenzene | ND | | ug/L | 5.0 | 0.04 | 02/12/26 | 02/12/26 |
| m,p-Xylenes | ND | | ug/L | 5.0 | 0.1 | 02/12/26 | 02/12/26 |
| o-Xylene | ND | | ug/L | 5.0 | 0.06 | 02/12/26 | 02/12/26 |
| Styrene | ND | | ug/L | 5.0 | 0.06 | 02/12/26 | 02/12/26 |
| Bromoform | ND | | ug/L | 5.0 | 0.08 | 02/12/26 | 02/12/26 |
| Isopropylbenzene | ND | | ug/L | 5.0 | 0.06 | 02/12/26 | 02/12/26 |
| 1,1,2,2-Tetrachloroethane | ND | | ug/L | 5.0 | 0.06 | 02/12/26 | 02/12/26 |
| 1,2,3-Trichloropropane | ND | | ug/L | 5.0 | 0.09 | 02/12/26 | 02/12/26 |
| Propylbenzene | ND | | ug/L | 5.0 | 0.05 | 02/12/26 | 02/12/26 |
| Bromobenzene | ND | | ug/L | 5.0 | 0.06 | 02/12/26 | 02/12/26 |
| 1,3,5-Trimethylbenzene | ND | | ug/L | 5.0 | 0.08 | 02/12/26 | 02/12/26 |
| 2-Chlorotoluene | ND | | ug/L | 5.0 | 0.07 | 02/12/26 | 02/12/26 |
| 4-Chlorotoluene | ND | | ug/L | 5.0 | 0.08 | 02/12/26 | 02/12/26 |
| tert-Butylbenzene | ND | | ug/L | 5.0 | 0.07 | 02/12/26 | 02/12/26 |
| 1,2,4-Trimethylbenzene | ND | | ug/L | 5.0 | 0.07 | 02/12/26 | 02/12/26 |
| sec-Butylbenzene | ND | | ug/L | 5.0 | 0.06 | 02/12/26 | 02/12/26 |
| para-Isopropyl Toluene | ND | | ug/L | 5.0 | 0.05 | 02/12/26 | 02/12/26 |
| 1,3-Dichlorobenzene | ND | | ug/L | 5.0 | 0.06 | 02/12/26 | 02/12/26 |
| 1,4-Dichlorobenzene | ND | | ug/L | 5.0 | 0.07 | 02/12/26 | 02/12/26 |
| n-Butylbenzene | ND | | ug/L | 5.0 | 0.08 | 02/12/26 | 02/12/26 |
| 1,2-Dichlorobenzene | ND | | ug/L | 5.0 | 0.04 | 02/12/26 | 02/12/26 |
| 1,2-Dibromo-3-Chloropropane | ND | | ug/L | 5.0 | 0.3 | 02/12/26 | 02/12/26 |
| 1,2,4-Trichlorobenzene | ND | | ug/L | 5.0 | 0.1 | 02/12/26 | 02/12/26 |
| Hexachlorobutadiene | ND | | ug/L | 5.0 | 0.06 | 02/12/26 | 02/12/26 |
| 1,2,3-Trichlorobenzene | ND | | ug/L | 5.0 | 0.09 | 02/12/26 | 02/12/26 |
| cis-1,4-Dichloro-2-butene | ND | | ug/L | 5.0 | 0.3 | 02/12/26 | 02/12/26 |
| trans-1,4-Dichloro-2-butene | ND | | ug/L | 5.0 | 0.2 | 02/12/26 | 02/12/26 |
| Xylene (total) | ND | | ug/L | 5.0 | | 02/12/26 | 02/12/26 |
| **Surrogates** | | | | **Limits** | | | |
| Dibromofluoromethane | 101% | | %REC | 70-130 | | 02/12/26 | 02/12/26 |
| 1,2-Dichloroethane-d4 | 105% | | %REC | 70-130 | | 02/12/26 | 02/12/26 |
| Toluene-d8 | 93% | | %REC | 70-130 | | 02/12/26 | 02/12/26 |
| Bromofluorobenzene | 101% | | %REC | 70-130 | | 02/12/26 | 02/12/26 |

ENTHALPY ANALYTICAL

# Batch QC

| Type: | Matrix Spike | Lab ID: | QC1339999 | Batch: | 395170 |
|---|---|---|---|---|---|
| Matrix (Source ID): | Water (552051-007) | Method: | EPA 8260B | Prep Method: | EPA 5030B |

| QC1339999 Analyte | Result | Source Sample Result | Spiked | Units | Recovery | Qual | Limits | DF |
|---|---|---|---|---|---|---|---|---|
| 1,1-Dichloroethene | 445.6 | ND | 500.0 | ug/L | 89% | | 62-131 | 25 |
| MTBE | 453.3 | ND | 500.0 | ug/L | 91% | | 61-124 | 25 |
| Benzene | 446.2 | ND | 500.0 | ug/L | 89% | | 70-123 | 25 |
| Trichloroethene | 422.2 | ND | 500.0 | ug/L | 84% | | 65-131 | 25 |
| Toluene | 387.3 | 1.019 | 500.0 | ug/L | 77% | | 69-120 | 25 |
| Chlorobenzene | 408.3 | ND | 500.0 | ug/L | 82% | | 72-121 | 25 |
| **Surrogates** | | | | | | | | |
| Dibromofluoromethane | 1,281 | | 1250 | ug/L | 103% | | 70-130 | 25 |
| 1,2-Dichloroethane-d4 | 1,345 | | 1250 | ug/L | 108% | | 70-130 | 25 |
| Toluene-d8 | 1,156 | | 1250 | ug/L | 92% | | 70-130 | 25 |
| Bromofluorobenzene | 1,223 | | 1250 | ug/L | 98% | | 70-130 | 25 |

| Type: | Matrix Spike Duplicate | Lab ID: | QC1340000 | Batch: | 395170 |
|---|---|---|---|---|---|
| Matrix (Source ID): | Water (552051-007) | Method: | EPA 8260B | Prep Method: | EPA 5030B |

| QC1340000 Analyte | Result | Source Sample Result | Spiked | Units | Recovery | Qual | Limits | RPD | RPD Lim | DF |
|---|---|---|---|---|---|---|---|---|---|---|
| 1,1-Dichloroethene | 348.0 | ND | 500.0 | ug/L | 70% | | 62-131 | 25 | 31 | 25 |
| MTBE | 356.7 | ND | 500.0 | ug/L | 71% | | 61-124 | 24 | 30 | 25 |
| Benzene | 352.7 | ND | 500.0 | ug/L | 71% | | 70-123 | 23 | 31 | 25 |
| Trichloroethene | 330.3 | ND | 500.0 | ug/L | 66% | | 65-131 | 24 | 31 | 25 |
| Toluene | 311.3 | 1.019 | 500.0 | ug/L | 62% | * | 69-120 | 22 | 29 | 25 |
| Chlorobenzene | 332.6 | ND | 500.0 | ug/L | 67% | * | 72-121 | 20 | 29 | 25 |
| **Surrogates** | | | | | | | | | | |
| Dibromofluoromethane | 1,243 | | 1250 | ug/L | 99% | | 70-130 | | | 25 |
| 1,2-Dichloroethane-d4 | 1,308 | | 1250 | ug/L | 105% | | 70-130 | | | 25 |
| Toluene-d8 | 1,156 | | 1250 | ug/L | 92% | | 70-130 | | | 25 |
| Bromofluorobenzene | 1,199 | | 1250 | ug/L | 96% | | 70-130 | | | 25 |

| Type: | Blank | Lab ID: | QC1339677 | Batch: | 395110 |
|---|---|---|---|---|---|
| Matrix: | Water | Method: | EPA 8270C-SIM | Prep Method: | EPA 3535 |

| QC1339677 Analyte | Result | Qual | Units | RL | MDL | Prepared | Analyzed |
|---|---|---|---|---|---|---|---|
| 1,4-Dioxane | ND | | ug/L | 1.0 | 0.84 | 02/11/26 | 02/11/26 |
| **Surrogates** | | | | **Limits** | | | |
| 1,4-Dioxane-d8 (SUR) | 99% | | %REC | 80-120 | | 02/11/26 | 02/11/26 |

ENTHALPY ANALYTICAL

# Batch QC

| | | | | | |
|---|---|---|---|---|---|
| **Type:** | **Lab Control Sample** | **Lab ID:** | **QC1339678** | **Batch:** | **395110** |
| **Matrix:** | **Water** | **Method:** | **EPA 8270C-SIM** | **Prep Method:** | **EPA 3535** |

| QC1339678 Analyte | Result | Spiked | Units | Recovery | Qual | Limits |
|---|---|---|---|---|---|---|
| 1,4-Dioxane | 8.957 | 10.00 | ug/L | 90% | | 79-120 |
| **Surrogates** | | | | | | |
| 1,4-Dioxane-d8 (SUR) | 9.950 | 10.00 | ug/L | 100% | | 80-120 |

| | | | | | |
|---|---|---|---|---|---|
| **Type:** | **Lab Control Sample Duplicate** | **Lab ID:** | **QC1339679** | **Batch:** | **395110** |
| **Matrix:** | **Water** | **Method:** | **EPA 8270C-SIM** | **Prep Method:** | **EPA 3535** |

| QC1339679 Analyte | Result | Spiked | Units | Recovery | Qual | Limits | RPD | RPD Lim |
|---|---|---|---|---|---|---|---|---|
| 1,4-Dioxane | 9.356 | 10.00 | ug/L | 94% | | 79-120 | 4 | 20 |
| **Surrogates** | | | | | | | | |
| 1,4-Dioxane-d8 (SUR) | 10.04 | 10.00 | ug/L | 100% | | 80-120 | | |

| | | | | | |
|---|---|---|---|---|---|
| **Type:** | **Blank** | **Lab ID:** | **QC1339722** | **Batch:** | **395115** |
| **Matrix:** | **Water** | **Method:** | **SM 4500-CN-E** | **Prep Method:** | **METHOD** |

| QC1339722 Analyte | Result | Qual | Units | RL | MDL | Prepared | Analyzed |
|---|---|---|---|---|---|---|---|
| Cyanide | ND | | mg/L | 0.0050 | 0.0017 | 02/11/26 | 02/12/26 |

| | | | | | |
|---|---|---|---|---|---|
| **Type:** | **Lab Control Sample** | **Lab ID:** | **QC1339723** | **Batch:** | **395115** |
| **Matrix:** | **Water** | **Method:** | **SM 4500-CN-E** | **Prep Method:** | **METHOD** |

| QC1339723 Analyte | Result | Spiked | Units | Recovery | Qual | Limits |
|---|---|---|---|---|---|---|
| Cyanide | 0.1060 | 0.1000 | mg/L | 106% | | 85-115 |

| | | | | | |
|---|---|---|---|---|---|
| **Type:** | **Matrix Spike** | **Lab ID:** | **QC1339771** | **Batch:** | **395115** |
| **Matrix (Source ID):** | **Water (552399-001)** | **Method:** | **SM 4500-CN-E** | **Prep Method:** | **METHOD** |

| QC1339771 Analyte | Result | Source Sample Result | Spiked | Units | Recovery | Qual | Limits | DF |
|---|---|---|---|---|---|---|---|---|
| Cyanide | 0.1039 | ND | 0.1000 | mg/L | 104% | | 80-120 | 0.5 |

| | | | | | |
|---|---|---|---|---|---|
| **Type:** | **Matrix Spike Duplicate** | **Lab ID:** | **QC1339772** | **Batch:** | **395115** |
| **Matrix (Source ID):** | **Water (552399-001)** | **Method:** | **SM 4500-CN-E** | **Prep Method:** | **METHOD** |

| QC1339772 Analyte | Result | Source Sample Result | Spiked | Units | Recovery | Qual | Limits | RPD | RPD Lim | DF |
|---|---|---|---|---|---|---|---|---|---|---|
| Cyanide | 0.1058 | ND | 0.1000 | mg/L | 106% | | 80-120 | 2 | 20 | 0.5 |

ENTHALPY ANALYTICAL

# Batch QC

| | | | | | |
|---|---|---|---|---|---|
| **Type:** | Matrix Spike | **Lab ID:** | QC1339773 | **Batch:** | 395115 |
| **Matrix (Source ID):** | Water (552469-001) | **Method:** | SM 4500-CN-E | **Prep Method:** | METHOD |

| QC1339773 Analyte | Result | Source Sample Result | Spiked | Units | Recovery | Qual | Limits | DF |
|---|---|---|---|---|---|---|---|---|
| Cyanide | 0.09830 | ND | 0.1000 | mg/L | 98% | | 80-120 | 0.5 |

| | | | | | |
|---|---|---|---|---|---|
| **Type:** | Matrix Spike Duplicate | **Lab ID:** | QC1339774 | **Batch:** | 395115 |
| **Matrix (Source ID):** | Water (552469-001) | **Method:** | SM 4500-CN-E | **Prep Method:** | METHOD |

| QC1339774 Analyte | Result | Source Sample Result | Spiked | Units | Recovery | Qual | Limits | RPD | RPD Lim | DF |
|---|---|---|---|---|---|---|---|---|---|---|
| Cyanide | 0.09835 | ND | 0.1000 | mg/L | 98% | | 80-120 | 0 | 20 | 0.5 |

| | | | | | |
|---|---|---|---|---|---|
| **Type:** | Blank | **Lab ID:** | QC1339789 | **Batch:** | 395136 |
| **Matrix:** | Water | **Method:** | SM 4500-P-B5-E | | |

| QC1339789 Analyte | Result | Qual | Units | RL | MDL | Prepared | Analyzed |
|---|---|---|---|---|---|---|---|
| Phosphorus | ND | | mg/L | 0.020 | 0.014 | 02/11/26 | 02/12/26 |

| | | | | | |
|---|---|---|---|---|---|
| **Type:** | Lab Control Sample | **Lab ID:** | QC1339790 | **Batch:** | 395136 |
| **Matrix:** | Water | **Method:** | SM 4500-P-B5-E | | |

| QC1339790 Analyte | Result | Spiked | Units | Recovery | Qual | Limits |
|---|---|---|---|---|---|---|
| Phosphorus | 0.4070 | 0.4000 | mg/L | 102% | | 80-120 |

| | | | | | |
|---|---|---|---|---|---|
| **Type:** | Matrix Spike | **Lab ID:** | QC1339791 | **Batch:** | 395136 |
| **Matrix (Source ID):** | Water (552880-001) | **Method:** | SM 4500-P-B5-E | | |

| QC1339791 Analyte | Result | Source Sample Result | Spiked | Units | Recovery | Qual | Limits | DF |
|---|---|---|---|---|---|---|---|---|
| Phosphorus | 0.8220 | 0.4490 | 0.4000 | mg/L | 93% | | 75-125 | 1 |

| | | | | | |
|---|---|---|---|---|---|
| **Type:** | Matrix Spike Duplicate | **Lab ID:** | QC1339792 | **Batch:** | 395136 |
| **Matrix (Source ID):** | Water (552880-001) | **Method:** | SM 4500-P-B5-E | | |

| QC1339792 Analyte | Result | Source Sample Result | Spiked | Units | Recovery | Qual | Limits | RPD | RPD Lim | DF |
|---|---|---|---|---|---|---|---|---|---|---|
| Phosphorus | 0.8280 | 0.4490 | 0.4000 | mg/L | 95% | | 75-125 | 1 | 20 | 1 |

| | | | | | |
|---|---|---|---|---|---|
| **Type:** | Blank | **Lab ID:** | QC1339852 | **Batch:** | 395150 |
| **Matrix:** | Water | **Method:** | SM 4500-S2-D | **Prep Method:** | METHOD |

| QC1339852 Analyte | Result | Qual | Units | RL | MDL | Prepared | Analyzed |
|---|---|---|---|---|---|---|---|
| Sulfide | ND | | mg/L | 0.10 | | 02/11/26 | 02/11/26 |

ENTHALPY ANALYTICAL

# Batch QC

| Type: Lab Control Sample | Lab ID: QC1339853 | Batch: 395150 |
|---|---|---|
| Matrix: Water | Method: SM 4500-S2-D | Prep Method: METHOD |

| QC1339853 Analyte | Result | Spiked | Units | Recovery | Qual | Limits |
|---|---|---|---|---|---|---|
| Sulfide | 0.9000 | 1.000 | mg/L | 90% | | 90-110 |

| Type: Matrix Spike | Lab ID: QC1339860 | Batch: 395150 |
|---|---|---|
| Matrix (Source ID): Water (552611-002) | Method: SM 4500-S2-D | Prep Method: METHOD |

| QC1339860 Analyte | Result | Source Sample Result | Spiked | Units | Recovery | Qual | Limits | DF |
|---|---|---|---|---|---|---|---|---|
| Sulfide | 0.9000 | ND | 1.000 | mg/L | 90% | | 80-120 | 1 |

| Type: Matrix Spike Duplicate | Lab ID: QC1339861 | Batch: 395150 |
|---|---|---|
| Matrix (Source ID): Water (552611-002) | Method: SM 4500-S2-D | Prep Method: METHOD |

| QC1339861 Analyte | Result | Source Sample Result | Spiked | Units | Recovery | Qual | Limits | RPD | RPD Lim | DF |
|---|---|---|---|---|---|---|---|---|---|---|
| Sulfide | 0.9000 | ND | 1.000 | mg/L | 90% | | 80-120 | 0 | 20 | 1 |

| Type: Blank | Lab ID: QC1339652 | Batch: 395103 |
|---|---|---|
| Matrix: Water | Method: SM 5310B | Prep Method: SM 5310B |

| QC1339652 Analyte | Result | Qual | Units | RL | MDL | Prepared | Analyzed |
|---|---|---|---|---|---|---|---|
| Total Organic Carbon | ND | | mg/L | 1.0 | 0.49 | 02/11/26 | 02/11/26 |

| Type: Lab Control Sample | Lab ID: QC1339653 | Batch: 395103 |
|---|---|---|
| Matrix: Water | Method: SM 5310B | Prep Method: SM 5310B |

| QC1339653 Analyte | Result | Spiked | Units | Recovery | Qual | Limits |
|---|---|---|---|---|---|---|
| Total Organic Carbon | 23.45 | 25.00 | mg/L | 94% | | 85-115 |

| Type: Matrix Spike | Lab ID: QC1339654 | Batch: 395103 |
|---|---|---|
| Matrix (Source ID): Water (552198-001) | Method: SM 5310B | Prep Method: SM 5310B |

| QC1339654 Analyte | Result | Source Sample Result | Spiked | Units | Recovery | Qual | Limits | DF |
|---|---|---|---|---|---|---|---|---|
| Total Organic Carbon | 25.39 | 1.645 | 25.00 | mg/L | 95% | | 75-125 | 1 |

| Type: Matrix Spike Duplicate | Lab ID: QC1339655 | Batch: 395103 |
|---|---|---|
| Matrix (Source ID): Water (552198-001) | Method: SM 5310B | Prep Method: SM 5310B |

| QC1339655 Analyte | Result | Source Sample Result | Spiked | Units | Recovery | Qual | Limits | RPD | RPD Lim | DF |
|---|---|---|---|---|---|---|---|---|---|---|
| Total Organic Carbon | 29.69 | 1.645 | 25.00 | mg/L | 112% | | 75-125 | 16 | 25 | 1 |

ENTHALPY ANALYTICAL

# Batch QC

| Type: | Sample Duplicate | Lab ID: | QC1339825 | Batch: | 395118 |
|---|---|---|---|---|---|
| Matrix (Source ID): | Water (552930-003) | Method: | SM2130B | | |

| QC1339825 Analyte | Result | Source Sample Result | Units | Qual | RPD | RPD Lim | DF |
|---|---|---|---|---|---|---|---|
| Turbidity | ND | ND | NTU | | | 20 | 1 |

| Type: | Blank | Lab ID: | QC1339648 | Batch: | 395102 |
|---|---|---|---|---|---|
| Matrix: | Water | Method: | SM2320B | Prep Method: | METHOD |

| QC1339648 Analyte | Result | Qual | Units | RL | MDL | Prepared | Analyzed |
|---|---|---|---|---|---|---|---|
| Bicarbonate | ND | | mg/L | 2.0 | | 02/11/26 | 02/11/26 |
| Alkalinity, Total as CaCO3 | ND | | mg/L | 2.0 | | 02/11/26 | 02/11/26 |

| Type: | Lab Control Sample | Lab ID: | QC1339649 | Batch: | 395102 |
|---|---|---|---|---|---|
| Matrix: | Water | Method: | SM2320B | Prep Method: | METHOD |

| QC1339649 Analyte | Result | Spiked | Units | Recovery | Qual | Limits |
|---|---|---|---|---|---|---|
| Alkalinity, Total as CaCO3 | 100.0 | 100.0 | mg/L | 100% | | 90-110 |

| Type: | Sample Duplicate | Lab ID: | QC1339650 | Batch: | 395102 |
|---|---|---|---|---|---|
| Matrix (Source ID): | Water (552353-009) | Method: | SM2320B | Prep Method: | METHOD |

| QC1339650 Analyte | Result | Source Sample Result | Units | Qual | RPD | RPD Lim | DF |
|---|---|---|---|---|---|---|---|
| Bicarbonate | 653.4 | 657.0 | mg/L | | 1 | 20 | 2.5 |
| Alkalinity, Total as CaCO3 | 535.6 | 538.5 | mg/L | | 1 | 20 | 2.5 |

| Type: | Sample Duplicate | Lab ID: | QC1339780 | Batch: | 395132 |
|---|---|---|---|---|---|
| Matrix (Source ID): | Water (552880-001) | Method: | SM2510B | Prep Method: | METHOD |

| QC1339780 Analyte | Result | Source Sample Result | Units | Qual | RPD | RPD Lim | DF |
|---|---|---|---|---|---|---|---|
| Specific Conductance | 852.0 | 848.2 | umhos/cm | | 0 | 20 | 1 |

| Type: | Blank | Lab ID: | QC1339775 | Batch: | 395131 |
|---|---|---|---|---|---|
| Matrix: | Water | Method: | SM2540C | Prep Method: | METHOD |

| QC1339775 Analyte | Result | Qual | Units | RL | MDL | Prepared | Analyzed |
|---|---|---|---|---|---|---|---|
| Total Dissolved Solids | ND | | mg/L | 10 | | 02/11/26 | 02/12/26 |

| Type: | Lab Control Sample | Lab ID: | QC1339776 | Batch: | 395131 |
|---|---|---|---|---|---|
| Matrix: | Water | Method: | SM2540C | Prep Method: | METHOD |

| QC1339776 Analyte | Result | Spiked | Units | Recovery | Qual | Limits |
|---|---|---|---|---|---|---|
| Total Dissolved Solids | 1,007 | 1000 | mg/L | 101% | | 90-110 |

ENTHALPY ANALYTICAL

# Batch QC

| Type: | Sample Duplicate | Lab ID: | QC1339777 | Batch: | 395131 |
|---|---|---|---|---|---|
| Matrix (Source ID): | Water (552682-001) | Method: | SM2540C | Prep Method: | METHOD |

| QC1339777 Analyte | Result | Source Sample Result | Units | Qual | RPD | RPD Lim | DF |
|---|---|---|---|---|---|---|---|
| Total Dissolved Solids | 330.0 | 314.0 | mg/L | | 5 | 5 | 2 |

| Type: | Sample Duplicate | Lab ID: | QC1339778 | Batch: | 395131 |
|---|---|---|---|---|---|
| Matrix (Source ID): | Water (552880-001) | Method: | SM2540C | Prep Method: | METHOD |

| QC1339778 Analyte | Result | Source Sample Result | Units | Qual | RPD | RPD Lim | DF |
|---|---|---|---|---|---|---|---|
| Total Dissolved Solids | 602.0 | 598.0 | mg/L | | 1 | 5 | 2 |

| Type: | Blank | Lab ID: | QC1339724 | Batch: | 395120 |
|---|---|---|---|---|---|
| Matrix: | Water | Method: | SM2540D | Prep Method: | METHOD |

| QC1339724 Analyte | Result | Qual | Units | RL | MDL | Prepared | Analyzed |
|---|---|---|---|---|---|---|---|
| Total Suspended Solids | ND | | mg/L | 0.5 | | 02/11/26 | 02/12/26 |

| Type: | Lab Control Sample | Lab ID: | QC1339725 | Batch: | 395120 |
|---|---|---|---|---|---|
| Matrix: | Water | Method: | SM2540D | Prep Method: | METHOD |

| QC1339725 Analyte | Result | Spiked | Units | Recovery | Qual | Limits |
|---|---|---|---|---|---|---|
| Total Suspended Solids | 101.1 | 100.0 | mg/L | 101% | | 90-110 |

| Type: | Lab Control Sample Duplicate | Lab ID: | QC1339726 | Batch: | 395120 |
|---|---|---|---|---|---|
| Matrix: | Water | Method: | SM2540D | Prep Method: | METHOD |

| QC1339726 Analyte | Result | Spiked | Units | Recovery | Qual | Limits | RPD | RPD Lim |
|---|---|---|---|---|---|---|---|---|
| Total Suspended Solids | 98.90 | 100.0 | mg/L | 99% | | 90-110 | 2 | 5 |

| Type: | Sample Duplicate | Lab ID: | QC1339727 | Batch: | 395120 |
|---|---|---|---|---|---|
| Matrix (Source ID): | Water (552055-005) | Method: | SM2540D | Prep Method: | METHOD |

| QC1339727 Analyte | Result | Source Sample Result | Units | Qual | RPD | RPD Lim | DF |
|---|---|---|---|---|---|---|---|
| Total Suspended Solids | 455.0 | 475.0 | mg/L | | 4 | 5 | 1 |

| Type: | Sample Duplicate | Lab ID: | QC1339728 | Batch: | 395120 |
|---|---|---|---|---|---|
| Matrix (Source ID): | Water (552607-001) | Method: | SM2540D | Prep Method: | METHOD |

| QC1339728 Analyte | Result | Source Sample Result | Units | Qual | RPD | RPD Lim | DF |
|---|---|---|---|---|---|---|---|
| Total Suspended Solids | 427.1 | 422.2 | mg/L | | 1 | 5 | 1 |

ENTHALPY ANALYTICAL

# Batch QC

| | | |
|---|---|---|
| **Type:** Blank | **Lab ID:** QC1339669 | **Batch:** 395084 |
| **Matrix:** Water | **Method:** SM5210B | **Prep Method:** METHOD |

| QC1339669 Analyte | Result | Qual | Units | RL | MDL | Prepared | Analyzed |
|---|---|---|---|---|---|---|---|
| Biochemical Oxygen Demand | ND | | mg/L | 3.0 | | 02/11/26 15:44 | 02/16/26 16:36 |

| | | |
|---|---|---|
| **Type:** Lab Control Sample | **Lab ID:** QC1339670 | **Batch:** 395084 |
| **Matrix:** Water | **Method:** SM5210B | **Prep Method:** METHOD |

| QC1339670 Analyte | Result | Spiked | Units | Recovery | Qual | Limits |
|---|---|---|---|---|---|---|
| Biochemical Oxygen Demand | 195.3 | 198.0 | mg/L | 99% | | 84.6-115.4 |

| | | |
|---|---|---|
| **Type:** Sample Duplicate | **Lab ID:** QC1339671 | **Batch:** 395084 |
| **Matrix (Source ID):** Water (552663-003) | **Method:** SM5210B | **Prep Method:** METHOD |

| QC1339671 Analyte | Result | Source Sample Result | Units | Qual | RPD | RPD Lim | DF |
|---|---|---|---|---|---|---|---|
| Biochemical Oxygen Demand | 1,920 | 1832 | mg/L | | 5 | 30 | 1 |

| | | |
|---|---|---|
| **Type:** Blank | **Lab ID:** QC1340011 | **Batch:** 395195 |
| **Matrix:** Water | **Method:** SM5220D | **Prep Method:** SM 5220D |

| QC1340011 Analyte | Result | Qual | Units | RL | MDL | Prepared | Analyzed |
|---|---|---|---|---|---|---|---|
| Chemical Oxygen Demand | ND | | mg/L | 4.0 | 2.0 | 02/12/26 | 02/12/26 |

| | | |
|---|---|---|
| **Type:** Lab Control Sample | **Lab ID:** QC1340012 | **Batch:** 395195 |
| **Matrix:** Water | **Method:** SM5220D | **Prep Method:** SM 5220D |

| QC1340012 Analyte | Result | Spiked | Units | Recovery | Qual | Limits |
|---|---|---|---|---|---|---|
| Chemical Oxygen Demand | 967.0 | 1000 | mg/L | 97% | | 90-110 |

| | | |
|---|---|---|
| **Type:** Matrix Spike | **Lab ID:** QC1340014 | **Batch:** 395195 |
| **Matrix (Source ID):** Water (552732-001) | **Method:** SM5220D | **Prep Method:** SM 5220D |

| QC1340014 Analyte | Result | Source Sample Result | Spiked | Units | Recovery | Qual | Limits | DF |
|---|---|---|---|---|---|---|---|---|
| Chemical Oxygen Demand | 1,366 | 413.0 | 1000 | mg/L | 95% | | 75-125 | 2 |

| | | |
|---|---|---|
| **Type:** Matrix Spike Duplicate | **Lab ID:** QC1340015 | **Batch:** 395195 |
| **Matrix (Source ID):** Water (552732-001) | **Method:** SM5220D | **Prep Method:** SM 5220D |

| QC1340015 Analyte | Result | Source Sample Result | Spiked | Units | Recovery | Qual | Limits | RPD | RPD Lim | DF |
|---|---|---|---|---|---|---|---|---|---|---|
| Chemical Oxygen Demand | 1,442 | 413.0 | 1000 | mg/L | 103% | | 75-125 | 5 | 20 | 2 |

# Batch QC

| | |
|---|---|
| * | Value is outside QC limits |
| E | Response exceeds instrument's linear range |
| ND | Not Detected |
| NM | Not Meaningful |

**Laboratory Job Number 552880**

**Subcontracted Products**

**Pace Laboratories**

Date of Report: 02/20/2026

David Tripp

Enthalpy Analytical - Orange
931 West Barkley Avenue
Orange, CA 92868

| | |
|---|---|
| Client Project: | 552880 |
| Pace Project: | Chiquita Canyon Landfill Stormwater |
| Pace Work Order: | 2602228 |
| Invoice ID: | B531512 |

Enclosed are the results of analyses for samples received by the laboratory on 2/12/2026. If you have any questions concerning this report, please feel free to contact me.

Sincerely,

Contact Person: Ragen Williams
Client Service Rep

Steven Bennett
Operations Manager

Certifications: CA ELAP #1186; NV #CA00014; OR ELAP #4032-001; AK UST101

*The results in this report apply to the samples analyzed in accordance with the chain of custody document. This analytical report must be reproduced in its entirety.*
All results listed in this report are for the exclusive use of the submitting party. Pace Analytical assumes no responsibility for report alteration, separation, detachment or third party interpretation.

# Table of Contents


**Sample Information**

Chain of Custody and Cooler Receipt form ..... 3

Laboratory / Client Sample Cross Reference ..... 5

**Sample Results**

**2602228-01 - OUTLET**

Organo-Phosphorus Pesticide Analysis (EPA Method 8141A) ..... 6

**Quality Control Reports**

**Organo-Phosphorus Pesticide Analysis (EPA Method 8141A)**

Method Blank Analysis ..... 7

Laboratory Control Sample ..... 8

**Notes**

Notes and Definitions ..... 9

**Chain of Custody and Cooler Receipt Form for 2602228 Page 1 of 2**

ENTHALPY ANALYTICAL

931 West Barkley Ave
Orange, CA 92868
(714) 771-6900

2602228

2602228

Subcontract Laboratory:
Pace Laboratories
4100 Atlas Court
Bakersfield, CA 93308
ATTN: Ragen Schallock
PO #: Required, to be sent via email

Enthalpy Order: EO-552880
PM: David Tripp
Email: david.tripp@enthalpy.com
CC: incomingreports@enthalpy.com
Phone: 657-581-4710

Results Due: 02/12/26
Report Level: II
Report To: MDL
EDDs: ELM_TransferOut (Standard Excel Transfer EDD, 3 tabs)

Notes:
CHIQUITA Stormwater

| Sample ID | Collected | Lab ID | # Cont. | Matrix | Analysis Requested | Comment |
|---|---|---|---|---|---|---|
| OUTLET | 11-FEB-2026 09:05 | 552880-001 | 1 | Water | Organophosphorus Pesticides | |

| Notes: | Relinquished By: | Received By: |
|---|---|---|
| | | |
| | Date: 2-11-26 14:55 | Date: 02/12/26 1045 |
| | | |
| | Date: | Date: |
| | | |
| | Date: | Date: |

*The results in this report apply to the samples analyzed in accordance with the chain of custody document. This analytical report must be reproduced in its entirety.*
All results listed in this report are for the exclusive use of the submitting party. Pace Analytical assumes no responsibility for report alteration, separation, detachment or third party interpretation.

PACE ANALYTICAL — COOLER RECEIPT FORM — Page 1 Of 1

Submission #: 2602228

**SHIPPING INFORMATION**
Fed Ex ☑ UPS ☐ GSO / GLS ☐ Hand Delivery ☐
Pace Lab Field Service ☐ Other ☐ (Specify)_____

**SHIPPING CONTAINER**
Ice Chest ☐ None ☐ Box ☐
Other ☐ (Specify)_____

**FREE LIQUID**
YES ☑ NO ☐
W / S

Refrigerant: Ice ☑ Blue Ice ☐ None ☐ Other ☐ Comments:

Custody Seals: Ice Chest ☐ Intact? Yes ☐ No ☐ | Containers ☐ Intact? Yes ☐ No ☐ | None ☑ Comments:

All samples received? Yes ☑ No ☐ All samples containers intact? Yes ☑ No ☐ Description(s) match COC? Yes ☑ No ☐

COC Received ☐YES ☐ NO

Emissivity: 0.97 Container: N/A Thermometer ID: 274 Date/Time 02/12/26

Temperature: (A) 2.8 °C / (C) 3.1 °C Analyst Init CR 1045

| SAMPLE CONTAINERS | SAMPLE NUMBERS 1 | 2 | 3 | 4 | 5 | 6 | 7 | 8 | 9 | 10 |
|---|---|---|---|---|---|---|---|---|---|---|
| QT PE UNPRES | | | | | | | | | | |
| 4oz / 8oz / 16oz PE UNPRES | | | | | | | | | | |
| 2oz $Cr^{+6}$ | | | | | | | | | | |
| QT INORGANIC CHEMICAL METALS | | | | | | | | | | |
| INORGANIC CHEMICAL METALS 4oz / 8oz / 16oz | | | | | | | | | | |
| PT CYANIDE | | | | | | | | | | |
| PT NITROGEN FORMS | | | | | | | | | | |
| PT TOTAL SULFIDE | | | | | | | | | | |
| 2oz. NITRATE / NITRITE | | | | | | | | | | |
| PT TOTAL ORGANIC CARBON | | | | | | | | | | |
| PT CHEMICAL OXYGEN DEMAND | | | | | | | | | | |
| PtA PHENOLICS | | | | | | | | | | |
| 40ml VOA VIAL TRAVEL BLANK | | | | | | | | | | |
| 40ml VOA VIAL | | | | | | | | | | |
| QT EPA 1664B | | | | | | | | | | |
| PT ODOR | | | | | | | | | | |
| RADIOLOGICAL | | | | | | | | | | |
| BACTERIOLOGICAL | | | | | | | | | | |
| 40 ml VOA VIAL - 504 | | | | | | | | | | |
| QT EPA 508/608.3/8081A | | | | | | | | | | |
| QT EPA 515.1/8151A | | | | | | | | | | |
| QT EPA 525.2 | | | | | | | | | | |
| QT EPA 525.2 TRAVEL BLANK | | | | | | | | | | |
| 40ml EPA 547 | | | | | | | | | | |
| 40ml EPA 531.1 | | | | | | | | | | |
| 8oz EPA 548.1 | | | | | | | | | | |
| QT EPA 549.2 | | | | | | | | | | |
| QT EPA 8015M | | | | | | | | | | |
| QT EPA 8270C | | | | | | | | | | |
| 8oz / 16oz / 32oz AMBER | A | | | | | | | | | |
| 8oz / 16oz / 32oz JAR | | | | | | | | | | |
| SOIL SLEEVE | | | | | | | | | | |
| PCB VIAL | | | | | | | | | | |
| PLASTIC BAG | | | | | | | | | | |
| TEDLAR BAG | | | | | | | | | | |
| FERROUS IRON | | | | | | | | | | |
| ENCORE | | | | | | | | | | |
| SMART KIT | | | | | | | | | | |
| SUMMA CANISTER | | | | | | | | | | |

CHK BY CL2 DISTRIBUTION SUB OUT ☐

Comments:
Sample Numbering Completed By: SMH Date/Time: 2/12/26 1318
A = Actual / C = Corrected

Rev 23 05/20/22
[S:\WP\Dcc\WordPerfect\LAB_DOCS\FORMS\SAMREC rev 23]

*The results in this report apply to the samples analyzed in accordance with the chain of custody document. This analytical report must be reproduced in its entirety.*
All results listed in this report are for the exclusive use of the submitting party. Pace Analytical assumes no responsibility for report alteration, separation, detachment or third party interpretation.

Pace Analytical
ENVIRONMENTAL SCIENCES

Enthalpy Analytical - Orange
931 West Barkley Avenue
Orange, CA 92868

**Reported:** 02/20/2026 17:53
Project: Chiquita Canyon Landfill Stormwater
Project Number: 552880
Project Manager: David Tripp

# Laboratory / Client Sample Cross Reference

| Laboratory | Client Sample Information | | | |
|---|---|---|---|---|
| **2602228-01** | **COC Number:** | — | **Receive Date:** | 02/12/2026 10:45 |
| | **Project Number:** | — | **Sampling Date:** | 02/11/2026 09:05 |
| | **Sampling Location:** | — | **Sample Depth:** | — |
| | **Sampling Point:** | OUTLET | **Lab Matrix:** | Water |
| | **Sampled By:** | client | **Sample Type:** | Water |

*The results in this report apply to the samples analyzed in accordance with the chain of custody document. This analytical report must be reproduced in its entirety.*
All results listed in this report are for the exclusive use of the submitting party. Pace Analytical assumes no responsibility for report alteration, separation, detachment or third party interpretation.

Pace Analytical
ENVIRONMENTAL SCIENCES

Enthalpy Analytical - Orange
931 West Barkley Avenue
Orange, CA 92868

**Reported:** 02/20/2026 17:53
Project: Chiquita Canyon Landfill Stormwater
Project Number: 552880
Project Manager: David Tripp

# Organo-Phosphorus Pesticide Analysis (EPA Method 8141A)

**Pace Sample ID:** 2602228-01 | **Client Sample Name:** OUTLET, 2/11/2026 9:05:00AM, client

| Constituent | Result | Units | PQL | MDL | Method | MB Bias | Lab Quals | DCN |
|---|---|---|---|---|---|---|---|---|
| Azinphos methyl | ND | ug/L | 1.0 | 0.24 | EPA-8141A | ND | A10 | 1 |
| Bolstar | ND | ug/L | 0.40 | 0.10 | EPA-8141A | ND | A10 | 1 |
| Chlorpyrifos | ND | ug/L | 0.40 | 0.10 | EPA-8141A | ND | A10 | 1 |
| Coumaphos | ND | ug/L | 1.0 | 0.22 | EPA-8141A | ND | A10 | 1 |
| Demeton O/S | ND | ug/L | 0.40 | 0.11 | EPA-8141A | ND | A10 | 1 |
| Diazinon | ND | ug/L | 0.40 | 0.10 | EPA-8141A | ND | A10 | 1 |
| Dichlorvos | ND | ug/L | 0.40 | 0.10 | EPA-8141A | ND | A10 | 1 |
| Disulfoton | ND | ug/L | 0.40 | 0.10 | EPA-8141A | ND | A10 | 1 |
| Ethoprop | ND | ug/L | 0.40 | 0.10 | EPA-8141A | ND | A10 | 1 |
| Fensulfothion | ND | ug/L | 0.40 | 0.10 | EPA-8141A | ND | A10 | 1 |
| Fenthion | ND | ug/L | 0.40 | 0.10 | EPA-8141A | ND | A10 | 1 |
| Merphos | ND | ug/L | 0.40 | 0.10 | EPA-8141A | ND | A10 | 1 |
| Methyl parathion | ND | ug/L | 0.40 | 0.10 | EPA-8141A | ND | A10 | 1 |
| Mevinphos | ND | ug/L | 0.40 | 0.10 | EPA-8141A | ND | A10 | 1 |
| Naled | ND | ug/L | 1.0 | 0.34 | EPA-8141A | ND | A10 | 1 |
| Phorate | ND | ug/L | 0.40 | 0.13 | EPA-8141A | ND | A10 | 1 |
| Ronnel (Fenchlorphos) | ND | ug/L | 0.40 | 0.10 | EPA-8141A | ND | A10 | 1 |
| Stirophos (Tetrachlorvinphos) | ND | ug/L | 0.40 | 0.16 | EPA-8141A | ND | A10 | 1 |
| Tokuthion (Prothiofos) | ND | ug/L | 0.40 | 0.10 | EPA-8141A | ND | A10 | 1 |
| Trichloronate | ND | ug/L | 0.40 | 0.10 | EPA-8141A | ND | A10 | 1 |
| Triphenylphosphate (Surrogate) | 166 | % | 50 - 130 (LCL - UCL) | | EPA-8141A | | S09 | 1 |

| DCN | Method | Prep Date | Run Date/Time | Analyst | Instrument | Dilution | QC Batch ID | Prep Method |
|---|---|---|---|---|---|---|---|---|
| 1 | EPA-8141A | 02/17/26 16:30 | 02/20/26 07:51 | IJC | GC-18 | 2.041 | B227388 | EPA 3510C |

DCN = Data Continuation Number

*The results in this report apply to the samples analyzed in accordance with the chain of custody document. This analytical report must be reproduced in its entirety.*
All results listed in this report are for the exclusive use of the submitting party. Pace Analytical assumes no responsibility for report alteration, separation, detachment or third party interpretation.

Pace Analytical
ENVIRONMENTAL SCIENCES

Enthalpy Analytical - Orange
931 West Barkley Avenue
Orange, CA 92868

**Reported:** 02/20/2026 17:53
Project: Chiquita Canyon Landfill Stormwater
Project Number: 552880
Project Manager: David Tripp

# Organo-Phosphorus Pesticide Analysis (EPA Method 8141A)

## Quality Control Report - Method Blank Analysis

| Constituent | QC Sample ID | MB Result | Units | PQL | MDL | Lab Quals | Run # |
|---|---|---|---|---|---|---|---|
| **QC Batch ID: B227388** | | | | | | | |
| Azinphos methyl | B227388-BLK1 | ND | ug/L | 0.50 | 0.12 | | 1 |
| Bolstar | B227388-BLK1 | ND | ug/L | 0.20 | 0.050 | | 1 |
| Chlorpyrifos | B227388-BLK1 | ND | ug/L | 0.20 | 0.050 | | 1 |
| Coumaphos | B227388-BLK1 | ND | ug/L | 0.50 | 0.11 | | 1 |
| Demeton O/S | B227388-BLK1 | ND | ug/L | 0.20 | 0.056 | | 1 |
| Diazinon | B227388-BLK1 | ND | ug/L | 0.20 | 0.050 | | 1 |
| Dichlorvos | B227388-BLK1 | ND | ug/L | 0.20 | 0.050 | | 1 |
| Disulfoton | B227388-BLK1 | ND | ug/L | 0.20 | 0.050 | | 1 |
| Ethoprop | B227388-BLK1 | ND | ug/L | 0.20 | 0.052 | | 1 |
| Fensulfothion | B227388-BLK1 | ND | ug/L | 0.20 | 0.051 | | 1 |
| Fenthion | B227388-BLK1 | ND | ug/L | 0.20 | 0.050 | | 1 |
| Merphos | B227388-BLK1 | ND | ug/L | 0.20 | 0.050 | | 1 |
| Methyl parathion | B227388-BLK1 | ND | ug/L | 0.20 | 0.050 | | 1 |
| Mevinphos | B227388-BLK1 | ND | ug/L | 0.20 | 0.050 | | 1 |
| Naled | B227388-BLK1 | ND | ug/L | 0.50 | 0.17 | | 1 |
| Phorate | B227388-BLK1 | ND | ug/L | 0.20 | 0.066 | | 1 |
| Ronnel (Fenchlorphos) | B227388-BLK1 | ND | ug/L | 0.20 | 0.050 | | 1 |
| Stirophos (Tetrachlorvinphos) | B227388-BLK1 | ND | ug/L | 0.20 | 0.082 | | 1 |
| Tokuthion (Prothiofos) | B227388-BLK1 | ND | ug/L | 0.20 | 0.050 | | 1 |
| Trichloronate | B227388-BLK1 | ND | ug/L | 0.20 | 0.050 | | 1 |
| **Triphenylphosphate (Surrogate)** | **B227388-BLK1** | **116** | % | **50 - 130 (LCL - UCL)** | | | 1 |

| Run # | QC Sample ID | QC Type | Method | Prep Date | Run Date Time | Analyst | Instrument | Dilution |
|---|---|---|---|---|---|---|---|---|
| 1 | B227388-BLK1 | PB | EPA-8141A | 02/17/26 | 02/20/26 00:59 | IJC | GC-18 | 1 |

*The results in this report apply to the samples analyzed in accordance with the chain of custody document. This analytical report must be reproduced in its entirety.*
All results listed in this report are for the exclusive use of the submitting party. Pace Analytical assumes no responsibility for report alteration, separation, detachment or third party interpretation.

Pace Analytical
ENVIRONMENTAL SCIENCES

Enthalpy Analytical - Orange
931 West Barkley Avenue
Orange, CA 92868

**Reported:** 02/20/2026 17:53
Project: Chiquita Canyon Landfill Stormwater
Project Number: 552880
Project Manager: David Tripp

# Organo-Phosphorus Pesticide Analysis (EPA Method 8141A)

## Quality Control Report - Laboratory Control Sample

| Constituent | QC Sample ID | Type | Result | Spike Level | Units | Percent Recovery | RPD | Control Limits Percent Recovery | Control Limits RPD | Lab Quals | Run # |
|---|---|---|---|---|---|---|---|---|---|---|---|
| **QC Batch ID: B227388** | | | | | | | | | | | |
| Bolstar | B227388-BS1 | LCS | 1.6500 | 2.0000 | ug/L | 82.5 | | 50 - 130 | | | 1 |
| | B227388-BSD1 | LCSD | 1.6300 | 2.0000 | ug/L | 81.5 | 1.2 | 50 - 130 | 30 | | 2 |
| Chlorpyrifos | B227388-BS1 | LCS | 2.0450 | 2.0000 | ug/L | 102 | | 60 - 120 | | | 1 |
| | B227388-BSD1 | LCSD | 2.0150 | 2.0000 | ug/L | 101 | 1.5 | 60 - 120 | 30 | | 2 |
| Diazinon | B227388-BS1 | LCS | 1.9750 | 2.0000 | ug/L | 98.8 | | 60 - 130 | | | 1 |
| | B227388-BSD1 | LCSD | 1.9700 | 2.0000 | ug/L | 98.5 | 0.3 | 60 - 130 | 30 | | 2 |
| Methyl parathion | B227388-BS1 | LCS | 2.0550 | 2.0000 | ug/L | 103 | | 60 - 120 | | | 1 |
| | B227388-BSD1 | LCSD | 2.0800 | 2.0000 | ug/L | 104 | 1.2 | 60 - 120 | 30 | | 2 |
| Mevinphos | B227388-BS1 | LCS | 1.9950 | 2.0000 | ug/L | 99.8 | | 50 - 120 | | | 1 |
| | B227388-BSD1 | LCSD | 1.9850 | 2.0000 | ug/L | 99.2 | 0.5 | 50 - 120 | 30 | | 2 |
| Ronnel (Fenchlorphos) | B227388-BS1 | LCS | 2.0800 | 2.0000 | ug/L | 104 | | 50 - 120 | | | 1 |
| | B227388-BSD1 | LCSD | 2.0800 | 2.0000 | ug/L | 104 | 0 | 50 - 120 | 30 | | 2 |
| Stirophos (Tetrachlorvinphos) | B227388-BS1 | LCS | 2.0850 | 2.0000 | ug/L | 104 | | 50 - 120 | | | 1 |
| | B227388-BSD1 | LCSD | 2.0750 | 2.0000 | ug/L | 104 | 0.5 | 50 - 120 | 30 | | 2 |
| Triphenylphosphate (Surrogate) | B227388-BS1 | LCS | 2.5800 | 2.5000 | ug/L | 103 | | 50 - 130 | | | 1 |
| | B227388-BSD1 | LCSD | 2.5050 | 2.5000 | ug/L | 100 | 2.9 | 50 - 130 | | | 2 |

| Run # | QC Sample ID | QC Type | Method | Prep Date | Run Date Time | Analyst | Instrument | Dilution |
|---|---|---|---|---|---|---|---|---|
| 1 | B227388-BS1 | LCS | EPA-8141A | 02/17/26 | 02/20/26 01:29 | IJC | GC-18 | 1 |
| 2 | B227388-BSD1 | LCSD | EPA-8141A | 02/17/26 | 02/20/26 01:58 | IJC | GC-18 | 1 |

*The results in this report apply to the samples analyzed in accordance with the chain of custody document. This analytical report must be reproduced in its entirety.*
All results listed in this report are for the exclusive use of the submitting party. Pace Analytical assumes no responsibility for report alteration, separation, detachment or third party interpretation.

Enthalpy Analytical - Orange
931 West Barkley Avenue
Orange, CA 92868

**Reported:** 02/20/2026 17:53
Project: Chiquita Canyon Landfill Stormwater
Project Number: 552880
Project Manager: David Tripp

## Notes And Definitions

| | |
|---|---|
| MDL | Method Detection Limit |
| ND | Analyte Not Detected |
| PQL | Practical Quantitation Limit |
| A10 | Detection and quantitation limits were raised due to matrix interference. |
| S09 | The surrogate recovery for this compound was not within the control limits. |

*The results in this report apply to the samples analyzed in accordance with the chain of custody document. This analytical report must be reproduced in its entirety.*
All results listed in this report are for the exclusive use of the submitting party. Pace Analytical assumes no responsibility for report alteration, separation, detachment or third party interpretation.

**Laboratory Job Number 552880**

**Subcontracted Products**

**McCampbell Analytical, Inc.**

# McCampbell Analytical, Inc.

*"When Quality Counts"*

# Analytical Report

| | | | |
|---|---|---|---|
| **WorkOrder:** | 2602834 | **Amended:** | 03/13/2026 |
| | | **Revision:** | 1 |
| **Report Created for:** | Enthalpy Analytical | | |
| | 931 West Barkley Avenue<br>Orange, CA 92868 | | |
| **Project Contact:** | David Tripp | | |
| **Project P.O.:** | 079649 | | |
| **Project:** | EO-552880 | | |
| **Project Location:** | | | |
| **Project Received:** | 02/12/2026 | | |

Analytical Report reviewed & approved for release on 02/20/2026 by:

Tracy Babjar

Project Manager

***The report shall not be reproduced except in full, without the written approval of the laboratory. The analytical results relate only to the items tested. Results reported conform to the most current regulatory standards, where applicable, unless otherwise stated.***

1534 Willow Pass Rd. Pittsburg, CA 94565 ♦ TEL: (877) 252-9262 ♦ FAX: (925) 252-9269 ♦ www.mccampbell.com

CA ELAP 1644 ♦ ORELAP (NELAP) 4033 ♦ AIHA-LAP ID#232255 ♦ DoD-ELAP Cert # L22-757

McCampbell Analytical, Inc.
"When Quality Counts"

1534 Willow Pass Road, Pittsburg, CA 94565-1701
Toll Free Telephone: (877) 252-9262 / Fax: (925) 252-9269
http://www.mccampbell.com / E-mail: main@mccampbell.com

# Revision History

**Client:** Enthalpy Analytical **WorkOrder:** 2602834

**Project:** EO-552880

| Date | Revision | Reason |
|---|---|---|
| 03/13/2026 | 1 | Revised to report 8151 data less dilute. |

McCampbell Analytical, Inc.
"When Quality Counts"

1534 Willow Pass Road, Pittsburg, CA 94565-1701
Toll Free Telephone: (877) 252-9262 / Fax: (925) 252-9269
http://www.mccampbell.com / E-mail: main@mccampbell.com

# Glossary of Terms & Qualifier Definitions

**Client:** Enthalpy Analytical **WorkOrder:** 2602834

**Project:** EO-552880

## Glossary Abbreviation

| | |
|---|---|
| %D | Serial Dilution Percent Difference |
| 95% Interval | 95% Confident Interval |
| CCV | Continuing Calibration Verification. |
| CCV REC (%) | The % recovery of Continuing Calibration Verification |
| DF | Dilution Factor |
| DI WET | (DISTLC) Waste Extraction Test using DI water |
| DISS | Dissolved (sample filtered using a 0.45 µm filter size) |
| DLT | Dilution Test (Serial Dilution) |
| DUP | Duplicate |
| EDL | Estimated Detection Limit |
| ITEF | International Toxicity Equivalence Factor |
| LCS | Laboratory Control Sample |
| LCS2 | Second LCS for the batch. Spike level is lower than that for the first LCS; applicable to method 1633. |
| LQL | Lowest Quantitation Level |
| MB | Method Blank |
| MB IS/SS % Rec | % Recovery of Internal Standard or Surrogate in Method Blank, if applicable |
| MB SS % Rec | % Recovery of Surrogate in Method Blank, if applicable |
| MDL | Method Detection Limit [1] |
| ML | Minimum Level of Quantitation |
| MS | Matrix Spike |
| MSD | Matrix Spike Duplicate |
| NA | Not Applicable |
| ND | Not detected at or above the indicated MDL (if present) or RL. |
| NR | Data Not Reported due to matrix interference or insufficient sample amount. |
| PDS | Post Digestion Spike |
| PF | Prep Factor |
| RD | Relative Difference |
| RL | Reporting Limit [2] |
| RPD | Relative Percent Difference |
| RRT | Relative Retention Time |
| RSD | Relative Standard Deviation |
| SPK Val | Spike Value |
| SPKRef Val | Spike Reference Value |
| SPLP | Synthetic Precipitation Leachate Procedure |

[1] MDL is the minimum measured concentration of a substance that can be reported with 99% confidence that the measured concentration is distinguishable from method blank results. Definition and Procedure for the Determination of the Method Detection Limit, Revision 2, 40CFR, Part 136, Appendix B, EPA 821-R-16-006, December 2016. Values are based upon our default extraction volume/amount and are subject to change.

[2] RL is the lowest level that can be reliably determined within specified limits of precision and accuracy during routine laboratory operating conditions. (The RL cannot be lower than the lowest calibration standard used in the initial calibration of the instrument and must be greater than the MDL.) Values are based upon our default extraction volume/amount and are subject to change.

McCampbell Analytical, Inc.
"When Quality Counts"

1534 Willow Pass Road, Pittsburg, CA 94565-1701
Toll Free Telephone: (877) 252-9262 / Fax: (925) 252-9269
http://www.mccampbell.com / E-mail: main@mccampbell.com

# Glossary of Terms & Qualifier Definitions

**Client:** Enthalpy Analytical **WorkOrder:** 2602834

**Project:** EO-552880

| | |
|---|---|
| TCLP | Toxicity Characteristic Leachate Procedure |
| TEQ | Toxicity Equivalents |
| TNTC | "Too Numerous to Count;" greater than 250 colonies observed on the plate. |
| TPH-Diesel | Sample results for semi-volatile TPH (diesel, kerosene, oil, etc) were calculated using a background subtraction procedure to correct for instrument baseline rise (column bleed) as described in Sec 7.7.2.2 of EPA 8015 B, C. |
| TZA | TimeZone Net Adjustment for sample collected outside of MAl's Coordinated Universal Time (UTC). (Adjustment for Daylight Saving is not accounted.) |
| WET (STLC) | Waste Extraction Test (Soluble Threshold Limit Concentration) |

## Analytical Qualifiers

| | |
|---|---|
| a3 | Sample diluted due to high organic content interfering with quantitative/or qualitative analysis. |

McCampbell Analytical, Inc.
"When Quality Counts"

1534 Willow Pass Road, Pittsburg, CA 94565-1701
Toll Free Telephone: (877) 252-9262 / Fax: (925) 252-9269
http://www.mccampbell.com / E-mail: main@mccampbell.com

# Analytical Report

| | | | |
|---|---|---|---|
| **Client:** | Enthalpy Analytical | **WorkOrder:** | 2602834 |
| **Date Received:** | 02/12/2026 9:30 | **Extraction Method:** | E8151A |
| **Date Prepared:** | 02/13/2026 | **Analytical Method:** | E8151A |
| **Project:** | EO-552880 | **Unit:** | µg/L |

## Chlorinated Herbicides by GC-ECD

| Client ID | Lab ID | Matrix | Date Collected | Instrument FileID | Batch ID |
|---|---|---|---|---|---|
| OUTLET | 2602834-001A | Water | 02/11/2026 09:05 | GC15A 03112625.D | 335618 |

| Analytes | Result | MDL | RL | DF | Date Analyzed |
|---|---|---|---|---|---|
| Acifluorfen | ND | 0.53 | 1.0 | 1 | 03/11/2026 18:01 |
| Bentazon | ND | 0.32 | 1.0 | 1 | 03/11/2026 18:01 |
| Chloramben | ND | 0.64 | 1.0 | 1 | 03/11/2026 18:01 |
| 2,4-D (Dichlorophenoxyacetic acid) | ND | 0.079 | 0.20 | 1 | 03/11/2026 18:01 |
| 2,4-DB | ND | 0.42 | 1.0 | 1 | 03/11/2026 18:01 |
| Dalapon | ND | 0.77 | 1.0 | 1 | 03/11/2026 18:01 |
| DCPA (mono & diacid) | ND | 0.50 | 1.0 | 1 | 03/11/2026 18:01 |
| Dicamba | ND | 0.074 | 0.20 | 1 | 03/11/2026 18:01 |
| 3,5-Dichlorobenzoic Acid | ND | 0.24 | 1.0 | 1 | 03/11/2026 18:01 |
| Dichloroprop | ND | 0.35 | 1.0 | 1 | 03/11/2026 18:01 |
| Dinoseb (DNBP) | ND | 0.30 | 1.0 | 1 | 03/11/2026 18:01 |
| MCPA | ND | 1.3 | 2.0 | 1 | 03/11/2026 18:01 |
| MCPP | ND | 1.2 | 2.0 | 1 | 03/11/2026 18:01 |
| 4-Nitrophenol | ND | 0.77 | 1.0 | 1 | 03/11/2026 18:01 |
| Pentachlorophenol (PCP) | ND | 0.055 | 0.20 | 1 | 03/11/2026 18:01 |
| Picloram | ND | 0.38 | 1.0 | 1 | 03/11/2026 18:01 |
| 2,4,5-T (Trichlorophenoxy acetic acid) | ND | 0.10 | 0.20 | 1 | 03/11/2026 18:01 |
| 2,4,5-TP (Silvex) | ND | 0.16 | 0.50 | 1 | 03/11/2026 18:01 |

| Surrogates | REC (%) | Limits | DF | |
|---|---|---|---|---|
| DCAA | 88 | 60-140 | 1 | 03/11/2026 18:01 |

Analyst(s): DP

McCampbell Analytical, Inc.
"When Quality Counts"

1534 Willow Pass Road, Pittsburg, CA 94565-1701
Toll Free Telephone: (877) 252-9262 / Fax: (925) 252-9269
http://www.mccampbell.com / E-mail: main@mccampbell.com

# Analytical Report

| | | | |
|---|---|---|---|
| **Client:** | Enthalpy Analytical | **WorkOrder:** | 2602834 |
| **Date Received:** | 02/12/2026 9:30 | **Extraction Method:** | RSK175 |
| **Date Prepared:** | 02/17/2026 | **Analytical Method:** | RSK175 |
| **Project:** | EO-552880 | **Unit:** | µg/L |

## Dissolved Carbon Dioxide by RSK 175

| Client ID | Lab ID | Matrix | Date Collected | Instrument FileID | Batch ID |
|---|---|---|---|---|---|
| OUTLET | 2602834-001B | Water | 02/11/2026 09:05 | GC26 0217261007.D | 335857 |

| Analytes | Result | MDL | RL | DF | Date Analyzed |
|---|---|---|---|---|---|
| Carbon Dioxide | **750** | 50 | 50 | 1 | 02/17/2026 17:08 |

Analyst(s): CLO

McCampbell Analytical, Inc.
"When Quality Counts"
1534 Willow Pass Road, Pittsburg, CA 94565-1701
Toll Free Telephone: (877) 252-9262 / Fax: (925) 252-9269
http://www.mccampbell.com / E-mail: main@mccampbell.com

# Quality Control Report

| | | | |
|---|---|---|---|
| **Client:** | Enthalpy Analytical | **WorkOrder:** | 2602834 |
| **Date Prepared:** | 02/13/2026 | **BatchID:** | 335618 |
| **Date Analyzed:** | 02/14/2026 - 02/19/2026 | **Extraction Method:** | E8151A |
| **Instrument:** | GC15A | **Analytical Method:** | E8151A |
| **Matrix:** | Water | **Unit:** | µg/L |
| **Project:** | EO-552880 | **Sample ID:** | MB/LCS/LCSD-335618 |

## QC Summary Report for E8151A

| Analyte | MB Result | MDL | RL | SPK Val | MB IS/SS %REC | MB IS/SS Limits |
|---|---|---|---|---|---|---|
| Acifluorfen | ND | 0.53 | 1.0 | - | - | - |
| Bentazon | ND | 0.32 | 1.0 | - | - | - |
| Chloramben | ND | 0.64 | 1.0 | - | - | - |
| 2,4-D (Dichlorophenoxyacetic acid) | ND | 0.079 | 0.20 | - | - | - |
| 2,4-DB | ND | 0.42 | 1.0 | - | - | - |
| Dalapon | ND | 0.77 | 1.0 | - | - | - |
| DCPA (mono & diacid) | ND | 0.50 | 1.0 | - | - | - |
| Dicamba | ND | 0.074 | 0.20 | - | - | - |
| 3,5-Dichlorobenzoic Acid | ND | 0.24 | 1.0 | - | - | - |
| Dichloroprop | ND | 0.35 | 1.0 | - | - | - |
| Dinoseb (DNBP) | ND | 0.30 | 1.0 | - | - | - |
| MCPA | ND | 1.3 | 2.0 | - | - | - |
| MCPP | ND | 1.2 | 2.0 | - | - | - |
| 4-Nitrophenol | ND | 0.77 | 1.0 | - | - | - |
| Pentachlorophenol (PCP) | ND | 0.055 | 0.20 | - | - | - |
| Picloram | ND | 0.38 | 1.0 | - | - | - |
| 2,4,5-T (Trichlorophenoxy acetic acid) | ND | 0.10 | 0.20 | - | - | - |
| 2,4,5-TP (Silvex) | ND | 0.16 | 0.50 | - | - | - |
| **Surrogate Recovery** | | | | | | |
| DCAA | 7.0 | | | 10 | 70 | 70-130 |

*(Cont.)*

McCampbell Analytical, Inc.
"When Quality Counts"

1534 Willow Pass Road, Pittsburg, CA 94565-1701
Toll Free Telephone: (877) 252-9262 / Fax: (925) 252-9269
http://www.mccampbell.com / E-mail: main@mccampbell.com

# Quality Control Report

| | | | |
|---|---|---|---|
| **Client:** | Enthalpy Analytical | **WorkOrder:** | 2602834 |
| **Date Prepared:** | 02/13/2026 | **BatchID:** | 335618 |
| **Date Analyzed:** | 02/14/2026 - 02/19/2026 | **Extraction Method:** | E8151A |
| **Instrument:** | GC15A | **Analytical Method:** | E8151A |
| **Matrix:** | Water | **Unit:** | µg/L |
| **Project:** | EO-552880 | **Sample ID:** | MB/LCS/LCSD-335618 |

## QC Summary Report for E8151A

| Analyte | LCS Result | LCSD Result | SPK Val | LCS %REC | LCSD %REC | LCS/LCSD Limits | RPD | RPD Limit |
|---|---|---|---|---|---|---|---|---|
| Acifluorfen | 11 | 11 | 10 | 114 | 108 | 70-130 | 5.35 | 30 |
| Bentazon | 11 | 11 | 10 | 110 | 112 | 70-130 | 1.49 | 30 |
| Chloramben | 11 | 11 | 10 | 113 | 112 | 70-130 | 0.242 | 30 |
| 2,4-D (Dichlorophenoxyacetic acid) | 10 | 9.7 | 10 | 103 | 97 | 70-130 | 6.29 | 30 |
| 2,4-DB | 11 | 12 | 10 | 114 | 116 | 70-130 | 1.38 | 30 |
| Dalapon | 9.8 | 9.5 | 10 | 98 | 95 | 70-130 | 3.15 | 30 |
| DCPA (mono & diacid) | 10 | 10 | 10 | 102 | 101 | 70-130 | 1.77 | 30 |
| Dicamba | 10 | 9.9 | 10 | 100 | 99 | 70-130 | 0.684 | 30 |
| 3,5-Dichlorobenzoic Acid | 9.7 | 9.5 | 10 | 97 | 95 | 70-130 | 1.66 | 30 |
| Dichloroprop | 11 | 9.8 | 10 | 106 | 98 | 70-130 | 7.88 | 30 |
| Dinoseb (DNBP) | 11 | 11 | 10 | 106 | 108 | 70-130 | 0.965 | 30 |
| MCPA | 93 | 95 | 100 | 93 | 95 | 70-130 | 2.65 | 30 |
| MCPP | 100 | 100 | 100 | 103 | 105 | 70-130 | 1.92 | 30 |
| 4-Nitrophenol | 7.2 | 7.1 | 10 | 72 | 71 | 70-130 | 1.65 | 30 |
| Pentachlorophenol (PCP) | 10 | 10 | 10 | 103 | 102 | 70-130 | 0.861 | 30 |
| Picloram | 11 | 10 | 10 | 106 | 101 | 70-130 | 4.39 | 30 |
| 2,4,5-T (Trichlorophenoxy acetic acid) | 11 | 11 | 10 | 107 | 106 | 70-130 | 1.34 | 30 |
| 2,4,5-TP (Silvex) | 11 | 10 | 10 | 107 | 104 | 70-130 | 3.53 | 30 |
| **Surrogate Recovery** | | | | | | | | |
| DCAA | 8.2 | 8.2 | 10 | 82 | 82 | 70-130 | 0.0564 | 30 |

McCampbell Analytical, Inc.
"When Quality Counts"

1534 Willow Pass Road, Pittsburg, CA 94565-1701
Toll Free Telephone: (877) 252-9262 / Fax: (925) 252-9269
http://www.mccampbell.com / E-mail: main@mccampbell.com

# Quality Control Report

| | | | |
|---|---|---|---|
| **Client:** | Enthalpy Analytical | **WorkOrder:** | 2602834 |
| **Date Prepared:** | 02/17/2026 | **BatchID:** | 335857 |
| **Date Analyzed:** | 02/17/2026 | **Extraction Method:** | RSK175 |
| **Instrument:** | GC26 | **Analytical Method:** | RSK175 |
| **Matrix:** | Water | **Unit:** | µg/L |
| **Project:** | EO-552880 | **Sample ID:** | MB/LCS/LCSD-335857 |

## QC Summary Report for RSK175

| Analyte | MB Result | MDL | RL | | | |
|---|---|---|---|---|---|---|
| Carbon Dioxide | ND | 50 | 50 | - | - | - |

| Analyte | LCS Result | LCSD Result | SPK Val | LCS %REC | LCSD %REC | LCS/LCSD Limits | RPD | RPD Limit |
|---|---|---|---|---|---|---|---|---|
| Carbon Dioxide | 190 | 150 | 187.2 | 100 | 82 | 70-130 | 20.7 | 30 |

McCampbell Analytical, Inc.
"When Quality Counts"

1534 Willow Pass Road, Pittsburg, CA 94565-1701
Toll Free Telephone: (877) 252-9262 / Fax: (925) 252-9269
http://www.mccampbell.com / E-mail: main@mccampbell.com

# Certified Analyte List

**Client:** Enthalpy Analytical **WorkOrder:** 2602834

**Project:** EO-552880

| Analyte | Cert 1 | Cert 2 | Cert 3 | Cert 4 | Cert 5 | Analytical Method | Matrix |
|---|---|---|---|---|---|---|---|
| 2,4,5-T (Trichlorophenoxy acetic acid) | ◉ | ◉ | ○ | ○ | ○ | E8151A | Water |
| 2,4,5-TP (Silvex) | ◉ | ◉ | ○ | ○ | ○ | E8151A | Water |
| 2,4-D (Dichlorophenoxyacetic acid) | ◉ | ◉ | ○ | ○ | ○ | E8151A | Water |
| 2,4-DB | ◉ | ◉ | ○ | ○ | ○ | E8151A | Water |
| 3,5-Dichlorobenzoic Acid | ○ | ◉ | ○ | ○ | ○ | E8151A | Water |
| 4-Nitrophenol | ◉ | ◉ | ○ | ○ | ○ | E8151A | Water |
| Acifluorfen | ○ | ◉ | ○ | ○ | ○ | E8151A | Water |
| Bentazon | ○ | ◉ | ○ | ○ | ○ | E8151A | Water |
| Chloramben | ○ | ◉ | ○ | ○ | ○ | E8151A | Water |
| Dalapon | ◉ | ◉ | ○ | ○ | ○ | E8151A | Water |
| DCPA (mono & diacid) | ○ | ◉ | ○ | ○ | ○ | E8151A | Water |
| Dicamba | ◉ | ◉ | ○ | ○ | ○ | E8151A | Water |
| Dichloroprop | ◉ | ◉ | ○ | ○ | ○ | E8151A | Water |
| Dinoseb (DNBP) | ◉ | ◉ | ○ | ○ | ○ | E8151A | Water |
| MCPA | ◉ | ◉ | ○ | ○ | ○ | E8151A | Water |
| MCPP | ◉ | ◉ | ○ | ○ | ○ | E8151A | Water |
| Pentachlorophenol (PCP) | ◉ | ◉ | ○ | ○ | ○ | E8151A | Water |
| Picloram | ○ | ◉ | ○ | ○ | ○ | E8151A | Water |

**Certifications**

| | |
|---|---|
| Cert 1 | CA ELAP 1644 |
| Cert 2 | ORELAP (NELAP) 4033 |

The Certified Analyte Report lists the compounds for which MAI is accredited at the time of issuance. Although MAI holds multiple accreditations, methods with extensive compound lists may not be fully accredited due to state agency availability.

McCampbell Analytical, Inc.
1534 Willow Pass Rd
Pittsburg, CA 94565-1701
(925) 252-9262

# CHAIN-OF-CUSTODY RECORD



**WorkOrder: 2602834** **ClientCode: ENO** **QuoteID: 262776**

☐ WaterTrax ☐ CLIP ☐ EDF ☐ EQuIS ☐ Dry-Weight ☑ Email ☐ HardCopy ☐ ThirdParty ☑ J-flag
☐ Detection Summary ☑ **Excel** [A1_Standard _QC]

**Report to:**
David Tripp
Enthalpy Analytical
931 West Barkley Avenue
Orange, CA 92868
657-581-4710 FAX:

Email: david.tripp@enthalpy.com
cc/3rd Party: incomingreports@enthalpy.com;
PO: 079649
Project: EO-552880

**Bill to:**
Accounts Payable/Enthalpy SoCal
Montrose Environmental Group
PO Box 842165
Boston, MA 02284-2165
003EL_ap@montrose-env.com

**Requested TAT:** 5 days;

***Date Received:*** **02/12/2026**
***Date Logged:*** **02/12/2026**

| Lab ID | ClientSampID | Matrix | Collection Date | Hold | Requested Tests (See legend below) | | | | | | | | | | | |
|---|---|---|---|---|---|---|---|---|---|---|---|---|---|---|---|---|
| | | | | | 1 | 2 | 3 | 4 | 5 | 6 | 7 | 8 | 9 | 10 | 11 | 12 |
| 2602834-001 | OUTLET | Water | 2/11/2026 09:05 | ☐ | A | A | B | | | | | | | | | |

**Test Legend:**

| | | | | | | | |
|---|---|---|---|---|---|---|---|
| 1 | 8151_W | 2 | PRDisposal Fee | 3 | RSK175_CO2_W | 4 | |
| 5 | | 6 | | 7 | | 8 | |
| 9 | | 10 | | 11 | | 12 | |

**Project Manager: Jena Alfaro**

**Prepared by: Agustina Venegas**

**Comments:**

NOTE: Soil samples are discarded 60 days after receipt unless other arrangements are made (Water samples are 30 days).
Hazardous samples will be returned to client or disposed of at client expense.

McCampbell Analytical, Inc.
"When Quality Counts"

1534 Willow Pass Road, Pittsburg, CA 94565-1701
Toll Free Telephone: (877) 252-9262 / Fax: (925) 252-9269
http://www.mccampbell.com / E-mail: main@mccampbell.com

# WORK ORDER SUMMARY

**Client Name:** ENTHALPY ANALYTICAL
**Client Contact:** David Tripp
**Contact's Email:** david.tripp@enthalpy.com

**Project:** EO-552880
**Comments:**

**Work Order:** 2602834
**QC Level:** LEVEL 2
**Date Logged:** 2/12/2026

☐ WaterTrax ☐ CLIP ☐ EDF ☑ Excel ☐ EQuIS ☑ Email ☐ HardCopy ☐ ThirdParty ☑ J-flag

| LabID | ClientSampID | Matrix | Test Name | Cont./ Comp. | Bottle & Preservative | U** | Head Space | Dry-Weight | Collection Date & Time | TAT | Test Due Date | Sediment Content | Hold | Sub Out |
|---|---|---|---|---|---|---|---|---|---|---|---|---|---|---|
| 001A | OUTLET | Water | E8151A (Chlorinated Herbicides) | 1 | 1LA Narrow Mouth, Unpres | ☐ | ☐ | ☐ | 2/11/2026 9:05 | 5 days | 2/20/2026 | Present | ☐ | ☐ |
| 001B | OUTLET | Water | RSK175 (CO2) | 2 | VOA, Unpres | ☐ | ☐ | ☐ | 2/11/2026 9:05 | 5 days | 2/20/2026 | Present | ☐ | ☐ |

**NOTES:** *** STLC and TCLP extractions require 2 days to complete; therefore, all TATs begin after the extraction is completed (i.e., One-day TAT yields results in 3 days from sample submission).**

**- ISM prep requires 5 to 10 days to complete; therefore, all TATs begin after the extraction is completed (i.e., One-day TAT yields results in 6 to 11 days from sample submission). Due date listed on WO summary will not accurately reflect the time needed for sample preparation.**

**- Organic extracts are held for 40 days before disposal; Inorganic extract are held for 30 days.**

**- MAI assumes that all material present in the provided sampling container is considered part of the sample - MAI does not exclude any material from the sample prior to sample preparation unless requested in writing by the client.**

**U** = An unpreserved container was received for a method that suggests a preservation in order to extend hold time for analysis.**

**Cont./Comp. = Containers /Composites**

2602834

ENTHALPY ANALYTICAL
931 West Barkley Ave
Orange, CA 92868
(714) 771-6900

Subcontract Laboratory:
McCampbell Analytical, Inc.
1534 Willow Pass Rd.
Pittsburg, CA 94565
ATTN: Quote ID: 252619
PO #: Quote ID: 262776

Enthalpy Order: EO-552880
PM: David Tripp
Email: david.tripp@enthalpy.com
CC: incomingreports@enthalpy.com
Phone: 657-581-4710

Results Due: Standard TAT (w/ HT RUSH)
Report Level: II
Report To: MDL
EDDs: Standard Excel EDD

Notes:
CHIQUITA Stormwater - Hold time rush please, if necessary

| Sample ID | Collected | Lab ID | # Cont. | Matrix | Analysis Requested | Comment |
|---|---|---|---|---|---|---|
| OUTLET | 11-FEB-2026 09:05 | 552880-001 | 1 | Water | EPA 8151A Chlorinated Herbicides | |
| | | | 2 | Water | RSK-175 CO2 | |

| Notes: | Relinquished By: | Received By: |
|---|---|---|
| | | |
| | Date: 2-11-26 14:55 | Date: 2/12/26 0930 |
| | | |
| | Date: | Date: |
| | | |
| | Date: | Date: |

0.1c WET IR41

FEDEX: 888708181257

McCampbell Analytical, Inc.
"When Quality Counts"
1534 Willow Pass Road, Pittsburg, CA 94565-1701
Toll Free Telephone: (877) 252-9262 / Fax: (925) 252-9269
http://www.mccampbell.com / E-mail: main@mccampbell.com

# Sample Receipt Checklist

| | | | |
|---|---|---|---|
| Client Name: | **Enthalpy Analytical** | Date and Time Received: | **2/12/2026 09:30** |
| Project: | **EO-552880** | Date Logged: | **2/12/2026** |
| | | Received by: | Agustina Venegas |
| WorkOrder №: | **2602834** Matrix: Water | Logged by: | Agustina Venegas |
| Carrier: | FedEx | | |

## Chain of Custody (COC) Information

| | | | |
|---|---|---|---|
| Chain of custody present? | Yes ☑ | No ☐ | |
| Chain of custody signed when relinquished and received? | Yes ☑ | No ☐ | |
| Chain of custody agrees with sample labels? | Yes ☑ | No ☐ | |
| Sample IDs noted by Client on COC? | Yes ☑ | No ☐ | |
| Date and Time of collection noted by Client on COC? | Yes ☑ | No ☐ | |
| Sampler's name noted on COC? | Yes ☐ | No ☑ | |
| COC agrees with Quote? | Yes ☑ | No ☐ | NA ☐ |
| COC quote is active? | Yes ☑ | No ☐ | NA ☐ |

## Sample Receipt Information

| | | | |
|---|---|---|---|
| Custody seals intact on shipping container/cooler? | Yes ☐ | No ☐ | NA ☑ |
| Custody seals intact on sample bottles? | Yes ☐ | No ☐ | NA ☑ |
| Shipping container/cooler in good condition? | Yes ☑ | No ☐ | |
| Samples in proper containers/bottles? | Yes ☑ | No ☐ | |
| Sample containers intact? | Yes ☑ | No ☐ | |
| Sufficient sample volume for indicated test? | Yes ☑ | No ☐ | |

## Sample Preservation and Hold Time (HT) Information

| | | | |
|---|---|---|---|
| All samples received within holding time? | Yes ☑ | No ☐ | NA ☐ |
| Samples Received on Ice? | Yes ☑ | No ☐ | |
| (Ice Type: WET ICE ) | | | |
| Sample/Temp Blank temperature | Temp: 0.1°C | | NA ☐ |
| ZHS conditional analyses: VOA meets zero headspace requirement (VOCs, TPHg/BTEX, RSK)? | Yes ☑ | No ☐ | NA ☐ |
| Sample labels checked for correct preservation? | Yes ☑ | No ☐ | |
| pH acceptable upon receipt (Metal: <2)? | Yes ☐ | No ☐ | NA ☑ |

UCMR Samples:

| | | | |
|---|---|---|---|
| pH tested and acceptable upon receipt (200.7: ≤2; 533: 6 - 8; 537.1: 6 - 8)? | Yes ☐ | No ☐ | NA ☑ |
| Free Chlorine tested and acceptable upon receipt (<0.1mg/L) [not applicable to 200.7]? | Yes ☐ | No ☐ | NA ☑ |

Comments:

**Laboratory Job Number 552880**

**Subcontracted Products**

**Enthalpy - El Dorado Hills**

March 05, 2026

**Enthalpy Analytical - El Dorado Hills**
**Work Order No. 2602134**

Mr. David Tripp
Enthalpy Analytical
931 W. Barkley Avenue
Orange, CA 92868

Dear Mr. Tripp,

Enclosed are the results for the sample set received at Enthalpy Analytical - EDH on February 12, 2026 under your Project Name 'EO-552880'.

Enthalpy Analytical - EDH is committed to serving you effectively. If you require additional information, please contact me at 916-673-1520 or by email at mark.rein@enthalpy.com.

Thank you for choosing Enthalpy Analytical - EDH as part of your analytical support team.

Sincerely,



Mark Rein
Project Manager

*Enthalpy Analytical -EDH certifies that the report herein meets all the requirements set forth by NELAP for those applicable test methods. Results relate only to the samples as received by the laboratory. This report should not be reproduced except in full without the written approval of Enthalpy Analytical -EDH .*

**Enthalpy Analytical - EDH Work Order No. 2602134**
**Case Narrative**

**Sample Condition on Receipt:**

One water sample was received and stored securely in accordance with Enthalpy Analytical - EDH standard operating procedures and EPA methodology. The sample was received in good condition and within the method temperature requirements.

**Analytical Notes:**

**EPA Method 8290A**

The sample was extracted and analyzed for 2,3,7,8-TCDD by EPA Method 8290A using a ZB-DIOXIN GC column.

Holding Times

The method holding time criteria was met for the sample.

Quality Control

The Initial Calibration and Continuing Calibration Verifications met the method acceptance criteria.

A Method Blank and Ongoing Precision and Recovery (OPR) sample were extracted and analyzed with the preparation batch. No analytes were detected above the sample quantitation limits in the Method Blank. The OPR recoveries were within the method acceptance criteria.

Labeled standard recoveries for all QC and field samples were within method acceptance criteria.

TABLE OF CONTENTS


Case Narrative..... 1

Table of Contents..... 3

Sample Inventory..... 4

Analytical Results..... 5

Qualifiers..... 9

Certifications..... 10

Sample Receipt..... 11

# Sample Inventory Report

| Sample ID | Client Sample ID | Sampled | Received | Components/Containers |
|---|---|---|---|---|
| 2602134-01 | OUTLET | 11-Feb-26 09:05 | 12-Feb-26 09:51 | Amber Glass NM Bottle, 1L |

## ANALYTICAL RESULTS

## Sample ID: Method Blank

**EPA Method 8290A**

**Client Data**

Name: Enthalpy Analytical
Project: EO-552880
Matrix: Aqueous

**Laboratory Data**

Lab Sample: B26B311-BLK1
QC Batch: B26B311
Sample Size: 0.500 L
Date Extracted: 26-Feb-26
Column: ZB-DIOXIN

| Analyte | Conc. (pg/L) | MDL | RL | Qualifiers | Analyzed | Dilution |
|---|---|---|---|---|---|---|
| 2,3,7,8-TCDD | ND | 3.56 | 10.0 | | 03-Mar-26 00:00 | 1 |

| Labeled Standards | Type | % Recovery | Limits | Qualifiers | Analyzed | Dilution |
|---|---|---|---|---|---|---|
| 13C-2,3,7,8-TCDD | IS | 85.0 | 40 - 135 | | 03-Mar-26 00:00 | 1 |
| 37Cl-2,3,7,8-TCDD | CRS | 90.1 | 40 - 135 | | 03-Mar-26 00:00 | 1 |

MDL - Method Detection Limit
RL - Reporting limit

Results reported to MDL.

**Sample ID: OPR** **EPA Method 8290A**

**Client Data**

Name: Enthalpy Analytical
Project: EO-552880
Matrix: Aqueous

**Laboratory Data**

Lab Sample: B26B311-BS1
QC Batch: B26B311 Date Extracted: 26-Feb-26 04:13
Sample Size: 0.500 L Column: ZB-DIOXIN

| Analyte | Amt Found (pg/L) | Spike Amt | % Recovery | Limits | Qualifiers | Analyzed | Dilution |
|---|---|---|---|---|---|---|---|
| 2,3,7,8-TCDD | 377 | 400 | 94.3 | 70-130 | | 27-Feb-26 10:36 | 1 |
| **Labeled Standards** | **Type** | | **% Recovery** | **Limits** | **Qualifiers** | **Analyzed** | **Dilution** |
| 13C-2,3,7,8-TCDD | IS | | 69.7 | 40-135 | | 27-Feb-26 10:36 | 1 |
| 37Cl-2,3,7,8-TCDD | CRS | | 70.2 | 40-135 | | 27-Feb-26 10:36 | 1 |

## Sample ID: OUTLET

**EPA Method 8290A**

| Client Data | | Laboratory Data | | | |
|---|---|---|---|---|---|
| Name: | Enthalpy Analytical | Lab Sample: | 2602134-01 | Date Received: | 12-Feb-26 09:51 |
| Project: | EO-552880 | QC Batch: | B26B311 | Date Extracted: | 26-Feb-26 |
| Matrix: | Water | Sample Size: | 0.503 L | Column: | ZB-DIOXIN |
| Date Collected: | 11-Feb-26 09:05 | | | | |

| Analyte | Conc. (pg/L) | MDL | RL | Qualifiers | Analyzed | Dilution |
|---|---|---|---|---|---|---|
| 2,3,7,8-TCDD | ND | 3.54 | 9.95 | | 03-Mar-26 23:50 | 1 |

| Labeled Standards | Type | % Recovery | Limits | Qualifiers | Analyzed | Dilution |
|---|---|---|---|---|---|---|
| 13C-2,3,7,8-TCDD | IS | 73.1 | 40 - 135 | | 03-Mar-26 23:50 | 1 |
| 37Cl-2,3,7,8-TCDD | CRS | 70.5 | 40 - 135 | | 03-Mar-26 23:50 | 1 |

MDL - Method Detection Limit
RL - Reporting limit

Results reported to MDL.

# DATA QUALIFIERS & ABBREVIATIONS

| | |
|---|---|
| B | Compound was also detected in the method blank |
| Conc. | Concentration |
| CRS | Cleanup Recovery Standard |
| D | Dilution |
| DL | Detection Limit |
| E | Concentration exceeded the calibration range |
| EDL | Estimated Detection Limit |
| EMPC | Estimated Maximum Possible Concentration |
| H | Recovery and/or RPD was outside laboratory acceptance limits |
| I | Chemical Interference |
| IS | Internal Standard |
| J | Estimated Concentration below the Reporting Limit/LOQ |
| LOD | Limit of Detection |
| LOQ | Limit of Quantitation |
| MDL | Method Detection Limit |
| NA | Not Applicable |
| ND | Not Detected |
| OPR | Ongoing Precision and Recovery sample |
| P | Concentration may include contribution from chlorinated diphenyl ether(s). |
| Q | Ion transition ratio is outside of the acceptance criteria. |
| RL | Reporting Limit (MRL) |
| TEQ | Toxic Equivalency, sum of the toxic equivalency factors (TEF) multiplied by the sample concentrations. |
| TEQMax | TEQ calculated using the detection limit as the concentration for non-detects |
| TEQMin | TEQ calculated using zero as the concentration for non-detects |
| TEQRisk | TEQ calculated using ½ the detection limit as the concentration for non-detects |
| U | Not Detected (specific projects only) |
| * | See Cover Letter |

Unless otherwise noted, solid sample results are reported in dry weight. Tissue samples are reported in wet weight.

**Enthalpy Analytical - EDH Certifications**

| Accrediting Authority | Certificate Number |
|---|---|
| Alaska Department of Environmental Conservation | 17-013 |
| California Department of Health – ELAP | 2892 |
| DoD ELAP - A2LA Accredited - ISO/IEC 17025 | 3091.01 |
| Florida Department of Health | E87777 |
| Louisiana Department of Environmental Quality | 01977 |
| Maine Department of Health | 2020018 |
| Michigan Department of Environmental Quality | 9932 |
| Minnesota Department of Health | 2211390 |
| Nevada Division of Environmental Protection | CA00413 |
| New Hampshire Environmental Accreditation Program | 207721 |
| New Jersey Department of Environmental Protection | CA003 |
| New York Department of Health | 11411 |
| Ohio Environmental Protection Agency | 87778 |
| Oregon Laboratory Accreditation Program | 4042-021 |
| Texas Commission on Environmental Quality | T104704189-22-13 |
| Vermont Department of Health | VT-4042 |
| Virginia Department of General Services | 11276 |
| Washington Department of Ecology | C584 |
| Wisconsin Department of Natural Resources | 998036160 |

*Current certificates and lists of licensed parameters can be found at Enthalpy.com/Resources/Accreditations.*

ENTHALPY ANALYTICAL

931 West Barkley Ave
Orange, CA 92868
(714) 771-6900

2602134 1.0°C

Subcontract Laboratory:
Enthalpy - El Dorado Hills
1104 Windfield Way
El Dorado Hills, CA 95762
ATTN: Mark Rein
PO #: Required, to be sent via email

Enthalpy Order: EO-552880
PM: David Tripp
Email: david.tripp@enthalpy.com
CC: incomingreports@enthalpy.com
Phone: 657-581-4710

Results Due: Standard TAT (15wd TAT)
Report Level: II
Report To: MDL
EDDs: BLDR:Enthalpy (the normal EDD you send to Orange)

Notes:
CHIQUITA Stormwater - 15wd TAT or less if at all possible. No decanting.

| Sample ID | Collected | Lab ID | # Cont. | Matrix | Analysis Requested | Comment |
|---|---|---|---|---|---|---|
| OUTLET | 11-FEB-2026 09:05 | 552880-001 | 1 | Water | EPA 8290 - 2,3,7,8-TCDD Only | |

| Notes: | Relinquished By: | Received By: |
|---|---|---|
| | [signature] | [signature] |
| | Date: 2·11·26 14:55 | Date: 02/12/26 0951 |
| | | |
| | Date: | Date: |
| | | |
| | Date: | Date: |

# CoC/Label Reconciliation Report WO# 2602134

| LabNumber | CoC Sample ID | | SampleAlias | Sample Date/Time | | Container | BaseMatrix | Sample Comments |
|---|---|---|---|---|---|---|---|---|
| 2602134-01 | A OUTLET | ☑ | 552880-001 | 11-Feb-26 09:05 | ☑ | Amber Glass NM Bottle, 1L | Aqueous | |

Checkmarks indicate that information on the COC reconciled with the sample label.
Any discrepancies are noted in the following columns.

| CONDITION | Yes | No | NA |
|---|---|---|---|
| Sample Container Intact? | ✓ | | |
| Sample Container(s) Custody Seals Intact? | | | ✓ |
| Custody Seals On Cooler Intact? | | | ✓ |
| Adequate Sample Volume? | ✓ | | |
| Container Type Appropriate for Analysis(es)? | ✓ | | |

Comments: No back up volume

Preservation Documented: Na2S2O3 Trizma NH4CH3CO2 (None) Other

Verifed by/Date: JT 02/12/26
XA 02/12/26

Enthalpy Analytical
931 West Barkley Ave
Orange, CA 92868
(714) 771-6900

enthalpy.com

Lab Job Number : 553108
Report Level : II
Report Date : 02/14/2026

**Analytical Report** *prepared for:*

Kyle Lapic
CTEH Chiquita Canyon Landfill - PROJ-037507
5120 Northshore Drive
North Little Rock, AR 72118

Project: WC CHIQUITACANYON LF - Waste Connections Chiquita Canyon LF - WESTERN INLET

*Authorized for release by:*



David Tripp, Project Manager
657-581-4710
david.tripp@enthalpy.com

This data package has been reviewed for technical correctness and completeness. Release of this data has been authorized by the Laboratory Manager or the Manager's designee, as verified by the above signature which applies to this PDF file as well as any associated electronic data deliverable files. The results contained in this report meet all requirements of NELAP and pertain only to those samples which were submitted for analysis. This report may be reproduced only in its entirety.

CA ELAP# 1338, CA ELAP #1338-S1, NELAP# 4038, SCAQMD LAP# 18LA0518, LACSD ID# 10105, ORELAP# 4197

ENTHALPY ANALYTICAL

# Sample Summary

| | | |
|---|---|---|
| Kyle Lapic<br>CTEH Chiquita Canyon Landfill - PROJ-037507<br>5120 Northshore Drive<br>North Little Rock, AR 72118 | Lab Job #:<br>Project No:<br>Location:<br><br>Date Received: | 553108<br>WC CHIQUITACANYON LF<br>Waste Connections Chiquita Canyon LF - WESTERN INLET<br>02/13/26 |

| Sample ID | Lab ID | Collected | Matrix |
|---|---|---|---|
| CACA260212Z-WESTERN-INLET | 553108-001 | 02/12/26 09:05 | Water |

ENTHALPY ANALYTICAL

# Case Narrative

| | |
|---|---|
| CTEH Chiquita Canyon Landfill - PROJ-037507<br>5120 Northshore Drive<br>North Little Rock, AR 72118<br>Kyle Lapic | Lab Job Number: 553108<br>Project No: WC CHIQUITACANYON LF<br>Location: Waste Connections Chiquita Canyon LF - DAILY (Add'l SW Only)<br>Date Received: 02/13/26 |

This data package contains sample and QC results for one water sample, requested for the above referenced project on 02/13/26. The sample was received in good condition.

**Volatile Organics by GC/MS (EPA 8260B):**

- High recovery was observed for 2-butanone in the MS of CACA260212Z-WESTERN-INLET (lab # 553108-001); the LCS was within limits, the associated RPD was within limits, and this analyte was not detected at or above the RL in the associated sample.
- CACA260212Z-WESTERN-INLET (lab # 553108-001) was diluted due to foaming. Foaming during the purge cycle may cause severe contamination of the analytical system, leading to poor data quality, low analyte recovery, and increased instrument maintenance. Dilution was necessary to mitigate those potential outcomes.
- CACA260212Z-WESTERN-INLET (lab # 553108-001) had pH greater than 2.
- No other analytical problems were encountered.

**Semivolatile Organics by GC/MS (EPA 8270E):**

- Response exceeding the instrument's linear range was observed for 3-,4-methylphenol in CACA260212Z-WESTERN-INLET (lab # 553108-001); affected data was qualified with "E".
- High surrogate recovery was observed for nitrobenzene-d5 in CACA260212Z-WESTERN-INLET (lab # 553108-001).
- No other analytical problems were encountered.

**Metals (EPA 6010B and EPA 7470A):**

No analytical problems were encountered.

**Closed-Cup Ignitability (Flashpoint) (EPA 1010):**

- Sample results preceded by '>' do not meet the definition of an ignitable waste as defined in 40 CFR 261.21 and 22 CCR 66261.
- No analytical problems were encountered.

**pH of Aqueous and non-Aqueous Samples (EPA 9040B):**

No analytical problems were encountered.

ENTHALPY ANALYTICAL

# Detection Summary

Kyle Lapic
CTEH Chiquita Canyon Landfill - PROJ-037507
5120 Northshore Drive
North Little Rock, AR 72118

Lab Job #: 553108
Project No: WC CHIQUITACANYON LF
Location: Waste Connections Chiquita Canyon LF - WESTERN INLET
Date Received: 02/13/26

**Sample ID:** CACA260212Z-WESTERN-INLET | **Lab ID:** 553108-001 | **Matrix:** Water | **Collected:** 02/12/26 09:05

| 553108-001 Analyte | Result | Qual | Units | RL | MDL |
|---|---|---|---|---|---|
| Method: EPA 1010 | | | | | |
| Flash Point | **>203** | | deg F | | |
| Method: EPA 6010B<br>Prep Method: EPA 3015A | | | | | |
| Arsenic | **0.082** | J | mg/L | 0.10 | 0.064 |
| Barium | **0.98** | | mg/L | 0.10 | 0.0044 |
| Chromium | **0.078** | J | mg/L | 0.10 | 0.0085 |
| Cobalt | **0.014** | J | mg/L | 0.050 | 0.0034 |
| Nickel | **0.016** | J | mg/L | 0.10 | 0.012 |
| Silver | **0.013** | J | mg/L | 0.050 | 0.0070 |
| Vanadium | **0.048** | J | mg/L | 0.10 | 0.013 |
| Zinc | **0.13** | J | mg/L | 0.50 | 0.021 |
| Method: EPA 8260B<br>Prep Method: EPA 5030B | | | | | |
| 2-Butanone | **0.2** | J | mg/L | 1.0 | 0.01 |
| Method: EPA 8270E<br>Prep Method: EPA 3510C | | | | | |
| Pyridine | **0.011** | J | mg/L | 0.019 | 0.0054 |
| 2-Methylphenol | **0.017** | J | mg/L | 0.019 | 0.0062 |
| 3-,4-Methylphenol | **1.2** | E | mg/L | 0.019 | 0.0058 |
| Method: EPA 9040B | | | | | |
| pH | **6.93** | H | SU | | |
| Temperature | **20.40** | H | deg C | 1.00 | |

> Value exceeds indicated concentration
E Response exceeds instrument's linear range
H Holding time was exceeded
J Estimated value



Results for any subcontracted analyses are not included in this summary. Data qualifiers and additional information necessary for the interpretation of the test results are contained in the PDF file and may not be included in this summary.

ENTHALPY ANALYTICAL

**Chain of Custody Record**

Lab No:

Page: 1 of 1

**Turn Around Time (rush by advanced notice only)**

| | | | | | |
|---|---|---|---|---|---|
| Standard: | | 5 Day: | | 3 Day: | |
| 2 Day: | | 1 Day: | X | Custom TAT: | |

**Enthalpy Analytical - Orange**

931 W. Barkley Avenue, Orange, CA 92868

Phone 714-771-6900

**Matrix:** A = Air S = Soil/Solid W = Water DW = Drinking Wate SD = Sediment PP = Pure Product SEA = Sea Water SW = Swab T = Tissue WP = Wipe O = Other

**Preservatives:** 1 = $Na_2S_2O_3$ 2 = HCl 3 = $HNO_3$ 4 = $H_2SO_4$ 5 = NaOH 6 = Other

**Sample Receipt Temp:**

(lab use only)

| CUSTOMER INFORMATION | | PROJECT INFORMATION | |
|---|---|---|---|
| Company: | CTEH | LIMS Account: | **CTEH-CHIQUITA** |
| Report To: | Kyle Lapic | **LIMS Proj. Name:** | WC CHIQUITACANYON LF |
| Email: | labresults@cteh.com | Project #: | Proj-037507 |
| Address: | 5120 North Shore Drive | P.O. #: | PO-4050-24-00351 |
| | North Little Rock, AR 72118 | Address: | 29201 Henry Mayo Dr., Castaic, CA |
| Phone: | 504-616-2427 | Global ID: | |
| Fax: | | **Sampled By:** | GA, CH |

**Analysis Request**

**Test Instructions / Comments**

**DAILY LEACHATES**

For reporting total concentrations on TCLP List analytes.

HOLD samples for further process, as needed. Then return to Chiquita Canyon LF.

Email report to:

kylapic@montrose-env.com

labresults@cteh.com; et al.

| | Sample ID | Sampling Date | Sampling Time | Matrix | Container No. / Size | Pres. | 6010/7470 T22 Metals | EPA 8260 VOCS | EPA 8270 SVOCS | FLASHPOINT 1010 | EPA 9040b (pH) | | | | | |
|---|---|---|---|---|---|---|---|---|---|---|---|---|---|---|---|---|
| 1 | CACA260212Z-WESTERN-INLET | 02/12/26 | 0905 | W | 5 | 6 | X | X | X | X | X | | | | | |
| 2 | | | | | | | | | | | | | | | | |
| 3 | | | | | | | | | | | | | | | | |
| 4 | | | | | | | | | | | | | | | | |
| 5 | | | | | | | | | | | | | | | | |
| 6 | | | | | | | | | | | | | | | | |
| 7 | | | | | | | | | | | | | | | | |
| 8 | | | | | | | | | | | | | | | | |
| 9 | | | | | | | | | | | | | | | | |
| 10 | | | | | | | | | | | | | | | | |

Login 553108

| | Signature | Print Name | Company / Title | Date / Time |
|---|---|---|---|---|
| 1 Relinquished By: | [signature] | G. Alvarenga | CTEH | 2/13/26 7:10 |
| 1 Received By: | [signature] | JKR | EA | 2/13/26 0730 |
| 2 Relinquished By: | | | | |
| 2 Received By: | | | | |
| 3 Relinquished By: | | | | |
| 3 Received By: | | | | |

# SAMPLE RECEIPT CHECKLIST

**Section 1: General Info**

Date Received: 2/13/26 WO# 553108 Client: CTEH - Chiquita

**Section 2: Shipping / Custody** **Are custody seals present?** ☐ Yes ☒ No

Custody seals intact on arrival? ■ N/A ☐ Yes ☐ No ☐ On cooler / box ☐ On samples

☐ Courier ■ Walk-In ☐ Field Sampling ☐ Shipping Info: _____

**Section 3a: Condition / Packaging** ☐ **Outside 0.0 - 6.0°C (0.0 - 10.0°C for microbiology) (PM notified)**

Date Opened 2/13/26 By (initials) JXR Type of ice used: ■ Wet ☐ Blue/Gel ☐ None

☐ Samples received on ice directly from the field; cooling process had begun. (if checked, skip temperatures)

☐ Sample matrix doesn't require cooling (e.g. air, bulk PCB). (if checked, skip temperatures)

If no cooler: Observed/Adjusted Temp (°C): _____ / _____ Thermometer/IR Gun: IR 10 CF: +0.2

Cooler Temp (°C) #1: 2.7 / 2.5 #2: ____/____ #3: ____/____ #4: ____/____ #5: ____/____ #6: ____/____

**Section 3b: Microbiology Samples** ■ **No microbiology samples submitted (skip 3b)**

☐ Within temp range 0.0 - 10.0°C or received on ice directly from field.

☐ Adequate headspace for microbiology analysis.

**Section 3c: Air Samples** ■ **No air samples submitted (skip 3c)**

☐ 1.4L Canisters ☐ 6L Canisters ☐ Tedlar Bags ☐ MCE Cassettes ☐ Sorbent Tubes ☐ Other _____

| **Section 4: Containers / Labels / Samples** | YES | NO | N/A |
|---|---|---|---|
| 1) Were custody papers present, filled properly, and legible? | X | | |
| 2) Is the sampler's name present on the CoC? | X | | |
| 3) Were containers received in good condition (unbroken / unopened / uncompromised)? | X | | |
| 4) Were the samples bagged? (required for microbiology samples; recommended for soil samples) | X | | |
| 5) Were all of, and only, the correct samples received? | X | | |
| 6) Are sample labels present, legible, and in agreement with the CoC? | ✓ | | |
| 7) Does the container count match the CoC? | X | | |
| 8) Was sufficient sample volume / mass received for the analyses requested? | X | | |
| 9) Were samples received in proper containers for the analyses requested? | X | | |
| 10) Were samples received with > 1/2 holding time remaining? | X | | |
| 11) Are samples properly preserved as indicated by CoC / labels? | X | | |
| 12) Unpreserved VOAs received - If necessary, was the hold time changed in LIMS? | | | X |
| 13) Are VOA vials free from headspace/bubbles > 6mm? | | ✓ | |

**Section 5: Explanations / Comments**

(If no comments are made, then no discrepancies noted.)

1/2 Headspace > 6mm sample 001

☐ **No additional discrepancies**

**Date Logged** 2/12/26 **By (print)** ABD **(sign)** AdDs

**Date Labeled** 2/13/26 **By (print)** _____ **(sign)** _____

ENTHALPY ANALYTICAL

# Analysis Results for 553108

Kyle Lapic
CTEH Chiquita Canyon Landfill - PROJ-037507
5120 Northshore Drive
North Little Rock, AR 72118

Lab Job #: 553108
Project No: WC CHIQUITACANYON LF
Location: Waste Connections Chiquita Canyon LF - WESTERN INLET
Date Received: 02/13/26

**Sample ID:** CACA260212Z-WESTERN-INLET | **Lab ID:** 553108-001 | **Matrix:** Water | **Collected:** 02/12/26 09:05

| 553108-001 Analyte | Result | Qual | Units | RL | MDL | DF | Batch | Prepared | Analyzed | Chemist |
|---|---|---|---|---|---|---|---|---|---|---|
| Method: EPA 1010 | | | | | | | | | | |
| Flash Point | **>203** | | deg F | | | 1 | 395374 | 02/14/26 | 02/14/26 | ARM |
| Method: EPA 6010B<br>Prep Method: EPA 3015A | | | | | | | | | | |
| Antimony | ND | | mg/L | 0.30 | 0.078 | 10 | 395311 | 02/13/26 | 02/13/26 | SBW |
| Arsenic | **0.082** | J | mg/L | 0.10 | 0.064 | 10 | 395311 | 02/13/26 | 02/13/26 | SBW |
| Barium | **0.98** | | mg/L | 0.10 | 0.0044 | 10 | 395311 | 02/13/26 | 02/13/26 | SBW |
| Beryllium | ND | | mg/L | 0.050 | 0.0034 | 10 | 395311 | 02/13/26 | 02/13/26 | SBW |
| Cadmium | ND | | mg/L | 0.050 | 0.0021 | 10 | 395311 | 02/13/26 | 02/13/26 | SBW |
| Chromium | **0.078** | J | mg/L | 0.10 | 0.0085 | 10 | 395311 | 02/13/26 | 02/13/26 | SBW |
| Cobalt | **0.014** | J | mg/L | 0.050 | 0.0034 | 10 | 395311 | 02/13/26 | 02/13/26 | SBW |
| Copper | ND | | mg/L | 0.10 | 0.021 | 10 | 395311 | 02/13/26 | 02/13/26 | SBW |
| Lead | ND | | mg/L | 0.10 | 0.022 | 10 | 395311 | 02/13/26 | 02/13/26 | SBW |
| Molybdenum | ND | | mg/L | 0.10 | 0.023 | 10 | 395311 | 02/13/26 | 02/13/26 | SBW |
| Nickel | **0.016** | J | mg/L | 0.10 | 0.012 | 10 | 395311 | 02/13/26 | 02/13/26 | SBW |
| Selenium | ND | | mg/L | 0.30 | 0.051 | 10 | 395311 | 02/13/26 | 02/13/26 | SBW |
| Silver | **0.013** | J | mg/L | 0.050 | 0.0070 | 10 | 395311 | 02/13/26 | 02/13/26 | SBW |
| Thallium | ND | | mg/L | 0.30 | 0.036 | 10 | 395311 | 02/13/26 | 02/13/26 | SBW |
| Vanadium | **0.048** | J | mg/L | 0.10 | 0.013 | 10 | 395311 | 02/13/26 | 02/13/26 | SBW |
| Zinc | **0.13** | J | mg/L | 0.50 | 0.021 | 10 | 395311 | 02/13/26 | 02/13/26 | SBW |
| Method: EPA 7470A<br>Prep Method: EPA 7470A | | | | | | | | | | |
| Mercury | ND | | mg/L | 0.080 | 0.018 | 200 | 395295 | 02/13/26 | 02/13/26 | MLL |
| Method: EPA 8260B<br>Prep Method: EPA 5030B | | | | | | | | | | |
| Vinyl Chloride | ND | | mg/L | 0.05 | 0.001 | 10 | 395391 | 02/14/26 | 02/14/26 | HMN |
| 1,1-Dichloroethene | ND | | mg/L | 0.05 | 0.001 | 10 | 395391 | 02/14/26 | 02/14/26 | HMN |
| 2-Butanone | **0.2** | J | mg/L | 1.0 | 0.01 | 10 | 395391 | 02/14/26 | 02/14/26 | HMN |
| Chloroform | ND | | mg/L | 0.05 | 0.0008 | 10 | 395391 | 02/14/26 | 02/14/26 | HMN |
| Carbon Tetrachloride | ND | | mg/L | 0.05 | 0.001 | 10 | 395391 | 02/14/26 | 02/14/26 | HMN |
| 1,2-Dichloroethane | ND | | mg/L | 0.05 | 0.002 | 10 | 395391 | 02/14/26 | 02/14/26 | HMN |
| Benzene | ND | | mg/L | 0.05 | 0.001 | 10 | 395391 | 02/14/26 | 02/14/26 | HMN |
| Trichloroethene | ND | | mg/L | 0.05 | 0.001 | 10 | 395391 | 02/14/26 | 02/14/26 | HMN |
| Tetrachloroethene | ND | | mg/L | 0.05 | 0.002 | 10 | 395391 | 02/14/26 | 02/14/26 | HMN |
| Chlorobenzene | ND | | mg/L | 0.05 | 0.001 | 10 | 395391 | 02/14/26 | 02/14/26 | HMN |
| 1,4-Dichlorobenzene | ND | | mg/L | 0.05 | 0.002 | 10 | 395391 | 02/14/26 | 02/14/26 | HMN |
| **Surrogates** | | | | **Limits** | | | | | | |
| Dibromofluoromethane | 100% | | %REC | 70-130 | | 10 | 395391 | 02/14/26 | 02/14/26 | HMN |
| 1,2-Dichloroethane-d4 | 100% | | %REC | 70-130 | | 10 | 395391 | 02/14/26 | 02/14/26 | HMN |
| Toluene-d8 | 100% | | %REC | 70-130 | | 10 | 395391 | 02/14/26 | 02/14/26 | HMN |
| Bromofluorobenzene | 101% | | %REC | 70-130 | | 10 | 395391 | 02/14/26 | 02/14/26 | HMN |



Results for any subcontracted analyses are not included in this section.

ENTHALPY ANALYTICAL

# Analysis Results for 553108

| 553108-001 Analyte | Result | Qual | Units | RL | MDL | DF | Batch | Prepared | Analyzed | Chemist |
|---|---|---|---|---|---|---|---|---|---|---|
| Method: EPA 8270E<br>Prep Method: EPA 3510C | | | | | | | | | | |
| Pyridine | **0.011** | J | mg/L | 0.019 | 0.0054 | 1.9 | 395350 | 02/13/26 | 02/14/26 | TJW |
| 2-Methylphenol | **0.017** | J | mg/L | 0.019 | 0.0062 | 1.9 | 395350 | 02/13/26 | 02/14/26 | TJW |
| 3-,4-Methylphenol | **1.2** | E | mg/L | 0.019 | 0.0058 | 1.9 | 395350 | 02/13/26 | 02/14/26 | TJW |
| Hexachloroethane | ND | | mg/L | 0.019 | 0.0058 | 1.9 | 395350 | 02/13/26 | 02/14/26 | TJW |
| Nitrobenzene | ND | | mg/L | 0.048 | 0.016 | 1.9 | 395350 | 02/13/26 | 02/14/26 | TJW |
| Hexachlorobutadiene | ND | | mg/L | 0.019 | 0.0043 | 1.9 | 395350 | 02/13/26 | 02/14/26 | TJW |
| 2,4,6-Trichlorophenol | ND | | mg/L | 0.019 | 0.0078 | 1.9 | 395350 | 02/13/26 | 02/14/26 | TJW |
| 2,4,5-Trichlorophenol | ND | | mg/L | 0.019 | 0.0071 | 1.9 | 395350 | 02/13/26 | 02/14/26 | TJW |
| 2,4-Dinitrotoluene | ND | | mg/L | 0.019 | 0.0082 | 1.9 | 395350 | 02/13/26 | 02/14/26 | TJW |
| Hexachlorobenzene | ND | | mg/L | 0.019 | 0.0058 | 1.9 | 395350 | 02/13/26 | 02/14/26 | TJW |
| Pentachlorophenol | ND | | mg/L | 0.048 | 0.011 | 1.9 | 395350 | 02/13/26 | 02/14/26 | TJW |
| **Surrogates** | | | | **Limits** | | | | | | |
| 2-Fluorophenol | 52% | | %REC | 15-120 | | 1.9 | 395350 | 02/13/26 | 02/14/26 | TJW |
| Phenol-d6 | 93% | | %REC | 15-120 | | 1.9 | 395350 | 02/13/26 | 02/14/26 | TJW |
| 2,4,6-Tribromophenol | 78% | | %REC | 15-140 | | 1.9 | 395350 | 02/13/26 | 02/14/26 | TJW |
| Nitrobenzene-d5 | 125% | * | %REC | 15-123 | | 1.9 | 395350 | 02/13/26 | 02/14/26 | TJW |
| 2-Fluorobiphenyl | 54% | | %REC | 15-120 | | 1.9 | 395350 | 02/13/26 | 02/14/26 | TJW |
| Terphenyl-d14 | 77% | | %REC | 15-120 | | 1.9 | 395350 | 02/13/26 | 02/14/26 | TJW |
| Method: EPA 9040B | | | | | | | | | | |
| pH | **6.93** | H | SU | | | 1 | 395378 | 02/14/26 | 02/14/26 | ARM |
| Temperature | **20.40** | H | deg C | 1.00 | | 1 | 395378 | 02/14/26 | 02/14/26 | ARM |

* Value is outside QC limits
> Value exceeds indicated concentration
E Response exceeds instrument's linear range
H Holding time was exceeded
J Estimated value
ND Not Detected



Results for any subcontracted analyses are not included in this section.

ENTHALPY ANALYTICAL

# Batch QC

| | | |
|---|---|---|
| **Type:** Blank | **Lab ID:** QC1340401 | **Batch:** 395311 |
| **Matrix:** Water | **Method:** EPA 6010B | **Prep Method:** EPA 3015A |

| QC1340401 Analyte | Result | Qual | Units | RL | MDL | Prepared | Analyzed |
|---|---|---|---|---|---|---|---|
| Antimony | ND | | mg/L | 0.030 | 0.0078 | 02/13/26 | 02/13/26 |
| Arsenic | ND | | mg/L | 0.010 | 0.0064 | 02/13/26 | 02/13/26 |
| Barium | ND | | mg/L | 0.010 | 0.00044 | 02/13/26 | 02/13/26 |
| Beryllium | ND | | mg/L | 0.0050 | 0.00034 | 02/13/26 | 02/13/26 |
| Cadmium | ND | | mg/L | 0.0050 | 0.00021 | 02/13/26 | 02/13/26 |
| Chromium | ND | | mg/L | 0.010 | 0.00085 | 02/13/26 | 02/13/26 |
| Cobalt | ND | | mg/L | 0.0050 | 0.00034 | 02/13/26 | 02/13/26 |
| Copper | ND | | mg/L | 0.010 | 0.0021 | 02/13/26 | 02/13/26 |
| Lead | ND | | mg/L | 0.010 | 0.0022 | 02/13/26 | 02/13/26 |
| Molybdenum | ND | | mg/L | 0.010 | 0.0023 | 02/13/26 | 02/13/26 |
| Nickel | ND | | mg/L | 0.010 | 0.0012 | 02/13/26 | 02/13/26 |
| Selenium | ND | | mg/L | 0.030 | 0.0051 | 02/13/26 | 02/13/26 |
| Silver | ND | | mg/L | 0.0050 | 0.00070 | 02/13/26 | 02/13/26 |
| Thallium | ND | | mg/L | 0.030 | 0.0036 | 02/13/26 | 02/13/26 |
| Vanadium | ND | | mg/L | 0.010 | 0.0013 | 02/13/26 | 02/13/26 |
| Zinc | ND | | mg/L | 0.050 | 0.0021 | 02/13/26 | 02/13/26 |

| | | |
|---|---|---|
| **Type:** Lab Control Sample | **Lab ID:** QC1340402 | **Batch:** 395311 |
| **Matrix:** Water | **Method:** EPA 6010B | **Prep Method:** EPA 3015A |

| QC1340402 Analyte | Result | Spiked | Units | Recovery | Qual | Limits |
|---|---|---|---|---|---|---|
| Antimony | 0.3690 | 0.4000 | mg/L | 92% | | 80-120 |
| Arsenic | 0.3545 | 0.4000 | mg/L | 89% | | 80-120 |
| Barium | 0.3687 | 0.4000 | mg/L | 92% | | 80-120 |
| Beryllium | 0.3673 | 0.4000 | mg/L | 92% | | 80-120 |
| Cadmium | 0.3614 | 0.4000 | mg/L | 90% | | 80-120 |
| Chromium | 0.3646 | 0.4000 | mg/L | 91% | | 80-120 |
| Cobalt | 0.3703 | 0.4000 | mg/L | 93% | | 80-120 |
| Copper | 0.3546 | 0.4000 | mg/L | 89% | | 80-120 |
| Lead | 0.3784 | 0.4000 | mg/L | 95% | | 80-120 |
| Molybdenum | 0.3633 | 0.4000 | mg/L | 91% | | 80-120 |
| Nickel | 0.3673 | 0.4000 | mg/L | 92% | | 80-120 |
| Selenium | 0.3492 | 0.4000 | mg/L | 87% | | 80-120 |
| Silver | 0.1669 | 0.2000 | mg/L | 83% | | 80-120 |
| Thallium | 0.3786 | 0.4000 | mg/L | 95% | | 80-120 |
| Vanadium | 0.3793 | 0.4000 | mg/L | 95% | | 80-120 |
| Zinc | 0.3722 | 0.4000 | mg/L | 93% | | 80-120 |

ENTHALPY ANALYTICAL

# Batch QC

| Type: | Matrix Spike | Lab ID: | QC1340403 | Batch: | 395311 |
|---|---|---|---|---|---|
| Matrix (Source ID): | Water (553107-001) | Method: | EPA 6010B | Prep Method: | EPA 3015A |

| QC1340403 Analyte | Result | Source Sample Result | Spiked | Units | Recovery | Qual | Limits | DF |
|---|---|---|---|---|---|---|---|---|
| Antimony | 3.683 | ND | 4.000 | mg/L | 92% | | 75-125 | 10 |
| Arsenic | 3.922 | 0.2949 | 4.000 | mg/L | 91% | | 75-125 | 10 |
| Barium | 5.872 | 2.307 | 4.000 | mg/L | 89% | | 75-125 | 10 |
| Beryllium | 3.615 | 0.004522 | 4.000 | mg/L | 90% | | 75-125 | 10 |
| Cadmium | 3.454 | ND | 4.000 | mg/L | 86% | | 75-125 | 10 |
| Chromium | 3.854 | 0.2842 | 4.000 | mg/L | 89% | | 75-125 | 10 |
| Cobalt | 3.622 | 0.02258 | 4.000 | mg/L | 90% | | 75-125 | 10 |
| Copper | 3.624 | ND | 4.000 | mg/L | 91% | | 75-125 | 10 |
| Lead | 3.574 | 0.03607 | 4.000 | mg/L | 88% | | 75-125 | 10 |
| Molybdenum | 3.647 | 0.04567 | 4.000 | mg/L | 90% | | 75-125 | 10 |
| Nickel | 3.588 | 0.05313 | 4.000 | mg/L | 88% | | 75-125 | 10 |
| Selenium | 3.687 | ND | 4.000 | mg/L | 92% | | 75-125 | 10 |
| Silver | 1.677 | 0.008096 | 2.000 | mg/L | 83% | | 75-125 | 10 |
| Thallium | 3.450 | ND | 4.000 | mg/L | 86% | | 75-125 | 10 |
| Vanadium | 3.880 | 0.1067 | 4.000 | mg/L | 94% | | 75-125 | 10 |
| Zinc | 5.308 | 1.707 | 4.000 | mg/L | 90% | | 75-125 | 10 |

| Type: | Matrix Spike Duplicate | Lab ID: | QC1340404 | Batch: | 395311 |
|---|---|---|---|---|---|
| Matrix (Source ID): | Water (553107-001) | Method: | EPA 6010B | Prep Method: | EPA 3015A |

| QC1340404 Analyte | Result | Source Sample Result | Spiked | Units | Recovery | Qual | Limits | RPD | RPD Lim | DF |
|---|---|---|---|---|---|---|---|---|---|---|
| Antimony | 3.634 | ND | 4.000 | mg/L | 91% | | 75-125 | 1 | 20 | 10 |
| Arsenic | 3.885 | 0.2949 | 4.000 | mg/L | 90% | | 75-125 | 1 | 20 | 10 |
| Barium | 5.819 | 2.307 | 4.000 | mg/L | 88% | | 75-125 | 1 | 20 | 10 |
| Beryllium | 3.577 | 0.004522 | 4.000 | mg/L | 89% | | 75-125 | 1 | 20 | 10 |
| Cadmium | 3.415 | ND | 4.000 | mg/L | 85% | | 75-125 | 1 | 20 | 10 |
| Chromium | 3.806 | 0.2842 | 4.000 | mg/L | 88% | | 75-125 | 1 | 20 | 10 |
| Cobalt | 3.572 | 0.02258 | 4.000 | mg/L | 89% | | 75-125 | 1 | 20 | 10 |
| Copper | 3.568 | ND | 4.000 | mg/L | 89% | | 75-125 | 2 | 20 | 10 |
| Lead | 3.535 | 0.03607 | 4.000 | mg/L | 87% | | 75-125 | 1 | 20 | 10 |
| Molybdenum | 3.581 | 0.04567 | 4.000 | mg/L | 88% | | 75-125 | 2 | 20 | 10 |
| Nickel | 3.544 | 0.05313 | 4.000 | mg/L | 87% | | 75-125 | 1 | 20 | 10 |
| Selenium | 3.649 | ND | 4.000 | mg/L | 91% | | 75-125 | 1 | 20 | 10 |
| Silver | 1.652 | 0.008096 | 2.000 | mg/L | 82% | | 75-125 | 2 | 20 | 10 |
| Thallium | 3.400 | ND | 4.000 | mg/L | 85% | | 75-125 | 1 | 20 | 10 |
| Vanadium | 3.829 | 0.1067 | 4.000 | mg/L | 93% | | 75-125 | 1 | 20 | 10 |
| Zinc | 5.262 | 1.707 | 4.000 | mg/L | 89% | | 75-125 | 1 | 20 | 10 |

ENTHALPY ANALYTICAL

# Batch QC

| Type: | Serial Dilution | Lab ID: | QC1340445 | Batch: | 395311 |
|---|---|---|---|---|---|
| Matrix (Source ID): | Water (553107-001) | Method: | EPA 6010B | Prep Method: | EPA 3015A |

| QC1340445 Analyte | Result | Source Sample Result | Units | Qual | RPD | RPD Lim | DF |
|---|---|---|---|---|---|---|---|
| Antimony | ND | ND | mg/L | | | | 50 |
| Arsenic | 0.4397 | 0.2949 | mg/L | J | | | 50 |
| Barium | 2.235 | 2.307 | mg/L | | | | 50 |
| Beryllium | ND | 0.004522 | mg/L | | | | 50 |
| Cadmium | ND | ND | mg/L | | | | 50 |
| Chromium | 0.2640 | 0.2842 | mg/L | J | | | 50 |
| Cobalt | 0.03079 | 0.02258 | mg/L | J | | | 50 |
| Copper | ND | ND | mg/L | | | | 50 |
| Lead | ND | 0.03607 | mg/L | | | | 50 |
| Molybdenum | ND | 0.04567 | mg/L | | | | 50 |
| Nickel | ND | 0.05313 | mg/L | | | | 50 |
| Selenium | ND | ND | mg/L | | | | 50 |
| Silver | ND | 0.008096 | mg/L | | | | 50 |
| Thallium | ND | ND | mg/L | | | | 50 |
| Vanadium | 0.1367 | 0.1067 | mg/L | J | | | 50 |
| Zinc | 1.671 | 1.707 | mg/L | J | | | 50 |

| Type: | Blank | Lab ID: | QC1340323 | Batch: | 395295 |
|---|---|---|---|---|---|
| Matrix: | Water | Method: | EPA 7470A | Prep Method: | EPA 7470A |

| QC1340323 Analyte | Result | Qual | Units | RL | MDL | Prepared | Analyzed |
|---|---|---|---|---|---|---|---|
| Mercury | ND | | mg/L | 0.00040 | 0.000091 | 02/13/26 | 02/13/26 |

| Type: | Lab Control Sample | Lab ID: | QC1340324 | Batch: | 395295 |
|---|---|---|---|---|---|
| Matrix: | Water | Method: | EPA 7470A | Prep Method: | EPA 7470A |

| QC1340324 Analyte | Result | Spiked | Units | Recovery | Qual | Limits |
|---|---|---|---|---|---|---|
| Mercury | 0.004972 | 0.005000 | mg/L | 99% | | 80-120 |

| Type: | Matrix Spike | Lab ID: | QC1340325 | Batch: | 395295 |
|---|---|---|---|---|---|
| Matrix (Source ID): | Water (553108-001) | Method: | EPA 7470A | Prep Method: | EPA 7470A |

| QC1340325 Analyte | Result | Source Sample Result | Spiked | Units | Recovery | Qual | Limits | DF |
|---|---|---|---|---|---|---|---|---|
| Mercury | 0.9793 | ND | 1.000 | mg/L | 98% | | 75-125 | 200 |

| Type: | Matrix Spike Duplicate | Lab ID: | QC1340326 | Batch: | 395295 |
|---|---|---|---|---|---|
| Matrix (Source ID): | Water (553108-001) | Method: | EPA 7470A | Prep Method: | EPA 7470A |

| QC1340326 Analyte | Result | Source Sample Result | Spiked | Units | Recovery | Qual | Limits | RPD | RPD Lim | DF |
|---|---|---|---|---|---|---|---|---|---|---|
| Mercury | 0.9808 | ND | 1.000 | mg/L | 98% | | 75-125 | 0 | 20 | 200 |

ENTHALPY ANALYTICAL

# Batch QC

| Type: Lab Control Sample | Lab ID: QC1340672 | Batch: 395391 |
|---|---|---|
| Matrix: Water | Method: EPA 8260B | Prep Method: EPA 5030B |

| QC1340672 Analyte | Result | Spiked | Units | Recovery | Qual | Limits |
|---|---|---|---|---|---|---|
| Vinyl Chloride | 0.04994 | 0.05000 | mg/L | 100% | | 70-131 |
| 1,1-Dichloroethene | 0.05003 | 0.05000 | mg/L | 100% | | 69-128 |
| 2-Butanone | 0.1210 | 0.1250 | mg/L | 97% | | 58-139 |
| Chloroform | 0.04934 | 0.05000 | mg/L | 99% | | 73-125 |
| Carbon Tetrachloride | 0.05238 | 0.05000 | mg/L | 105% | | 70-130 |
| 1,2-Dichloroethane | 0.04853 | 0.05000 | mg/L | 97% | | 71-121 |
| Benzene | 0.04885 | 0.05000 | mg/L | 98% | | 76-121 |
| Trichloroethene | 0.05317 | 0.05000 | mg/L | 106% | | 76-124 |
| Tetrachloroethene | 0.05140 | 0.05000 | mg/L | 103% | | 75-125 |
| Chlorobenzene | 0.05202 | 0.05000 | mg/L | 104% | | 78-120 |
| 1,4-Dichlorobenzene | 0.05496 | 0.05000 | mg/L | 110% | | 77-120 |
| **Surrogates** | | | | | | |
| Dibromofluoromethane | 0.05000 | 0.05000 | mg/L | 100% | | 70-130 |
| 1,2-Dichloroethane-d4 | 0.04923 | 0.05000 | mg/L | 98% | | 70-130 |
| Toluene-d8 | 0.05209 | 0.05000 | mg/L | 104% | | 70-130 |
| Bromofluorobenzene | 0.05229 | 0.05000 | mg/L | 105% | | 70-130 |

| Type: Blank | Lab ID: QC1340677 | Batch: 395391 |
|---|---|---|
| Matrix: Water | Method: EPA 8260B | Prep Method: EPA 5030B |

| QC1340677 Analyte | Result | Qual | Units | RL | MDL | Prepared | Analyzed |
|---|---|---|---|---|---|---|---|
| Vinyl Chloride | ND | | mg/L | 0.005 | 0.0001 | 02/14/26 | 02/14/26 |
| 1,1-Dichloroethene | ND | | mg/L | 0.005 | 0.0001 | 02/14/26 | 02/14/26 |
| 2-Butanone | ND | | mg/L | 0.1 | 0.001 | 02/14/26 | 02/14/26 |
| Chloroform | ND | | mg/L | 0.005 | 0.00008 | 02/14/26 | 02/14/26 |
| Carbon Tetrachloride | ND | | mg/L | 0.005 | 0.0001 | 02/14/26 | 02/14/26 |
| 1,2-Dichloroethane | ND | | mg/L | 0.005 | 0.0002 | 02/14/26 | 02/14/26 |
| Benzene | ND | | mg/L | 0.005 | 0.0001 | 02/14/26 | 02/14/26 |
| Trichloroethene | ND | | mg/L | 0.005 | 0.0001 | 02/14/26 | 02/14/26 |
| Tetrachloroethene | ND | | mg/L | 0.005 | 0.0002 | 02/14/26 | 02/14/26 |
| Chlorobenzene | ND | | mg/L | 0.005 | 0.0001 | 02/14/26 | 02/14/26 |
| 1,4-Dichlorobenzene | ND | | mg/L | 0.005 | 0.0002 | 02/14/26 | 02/14/26 |
| **Surrogates** | | | | **Limits** | | | |
| Dibromofluoromethane | 100% | | %REC | 70-130 | | 02/14/26 | 02/14/26 |
| 1,2-Dichloroethane-d4 | 100% | | %REC | 70-130 | | 02/14/26 | 02/14/26 |
| Toluene-d8 | 100% | | %REC | 70-130 | | 02/14/26 | 02/14/26 |
| Bromofluorobenzene | 100% | | %REC | 70-130 | | 02/14/26 | 02/14/26 |

ENTHALPY ANALYTICAL

# Batch QC

| Type: | Matrix Spike | Lab ID: | QC1340697 | Batch: | 395391 |
|---|---|---|---|---|---|
| Matrix (Source ID): | Water (553108-001) | Method: | EPA 8260B | Prep Method: | EPA 5030B |

| QC1340697 Analyte | Result | Source Sample Result | Spiked | Units | Recovery | Qual | Limits | DF |
|---|---|---|---|---|---|---|---|---|
| Vinyl Chloride | 0.2012 | ND | 0.2000 | mg/L | 101% | | 64-128 | 10 |
| 1,1-Dichloroethene | 0.2089 | ND | 0.2000 | mg/L | 104% | | 62-131 | 10 |
| 2-Butanone | 0.9521 | 0.1540 | 0.5000 | mg/L | 160% | * | 48-157 | 10 |
| Chloroform | 0.2160 | ND | 0.2000 | mg/L | 108% | | 67-127 | 10 |
| Carbon Tetrachloride | 0.2164 | ND | 0.2000 | mg/L | 108% | | 70-140 | 10 |
| 1,2-Dichloroethane | 0.2131 | ND | 0.2000 | mg/L | 107% | | 68-122 | 10 |
| Benzene | 0.2086 | ND | 0.2000 | mg/L | 104% | | 70-123 | 10 |
| Trichloroethene | 0.2271 | ND | 0.2000 | mg/L | 114% | | 65-131 | 10 |
| Tetrachloroethene | 0.2274 | ND | 0.2000 | mg/L | 114% | | 65-132 | 10 |
| Chlorobenzene | 0.2256 | ND | 0.2000 | mg/L | 113% | | 72-121 | 10 |
| 1,4-Dichlorobenzene | 0.2383 | ND | 0.2000 | mg/L | 119% | | 71-122 | 10 |
| **Surrogates** | | | | | | | | |
| Dibromofluoromethane | 0.4931 | | 0.5000 | mg/L | 99% | | 70-130 | 10 |
| 1,2-Dichloroethane-d4 | 0.4946 | | 0.5000 | mg/L | 99% | | 70-130 | 10 |
| Toluene-d8 | 0.5127 | | 0.5000 | mg/L | 103% | | 70-130 | 10 |
| Bromofluorobenzene | 0.5092 | | 0.5000 | mg/L | 102% | | 70-130 | 10 |

| Type: | Matrix Spike Duplicate | Lab ID: | QC1340698 | Batch: | 395391 |
|---|---|---|---|---|---|
| Matrix (Source ID): | Water (553108-001) | Method: | EPA 8260B | Prep Method: | EPA 5030B |

| QC1340698 Analyte | Result | Source Sample Result | Spiked | Units | Recovery | Qual | Limits | RPD | RPD Lim | DF |
|---|---|---|---|---|---|---|---|---|---|---|
| Vinyl Chloride | 0.1822 | ND | 0.2000 | mg/L | 91% | | 64-128 | 10 | 29 | 10 |
| 1,1-Dichloroethene | 0.1922 | ND | 0.2000 | mg/L | 96% | | 62-131 | 8 | 31 | 10 |
| 2-Butanone | 0.8551 | 0.1540 | 0.5000 | mg/L | 140% | | 48-157 | 11 | 30 | 10 |
| Chloroform | 0.1978 | ND | 0.2000 | mg/L | 99% | | 67-127 | 9 | 30 | 10 |
| Carbon Tetrachloride | 0.2012 | ND | 0.2000 | mg/L | 101% | | 70-140 | 7 | 32 | 10 |
| 1,2-Dichloroethane | 0.1961 | ND | 0.2000 | mg/L | 98% | | 68-122 | 8 | 29 | 10 |
| Benzene | 0.1914 | ND | 0.2000 | mg/L | 96% | | 70-123 | 9 | 31 | 10 |
| Trichloroethene | 0.2063 | ND | 0.2000 | mg/L | 103% | | 65-131 | 10 | 31 | 10 |
| Tetrachloroethene | 0.2051 | ND | 0.2000 | mg/L | 103% | | 65-132 | 10 | 31 | 10 |
| Chlorobenzene | 0.2021 | ND | 0.2000 | mg/L | 101% | | 72-121 | 11 | 29 | 10 |
| 1,4-Dichlorobenzene | 0.2167 | ND | 0.2000 | mg/L | 108% | | 71-122 | 9 | 29 | 10 |
| **Surrogates** | | | | | | | | | | |
| Dibromofluoromethane | 0.4996 | | 0.5000 | mg/L | 100% | | 70-130 | | | 10 |
| 1,2-Dichloroethane-d4 | 0.5000 | | 0.5000 | mg/L | 100% | | 70-130 | | | 10 |
| Toluene-d8 | 0.5103 | | 0.5000 | mg/L | 102% | | 70-130 | | | 10 |
| Bromofluorobenzene | 0.5169 | | 0.5000 | mg/L | 103% | | 70-130 | | | 10 |

ENTHALPY ANALYTICAL

# Batch QC

| | | |
|---|---|---|
| **Type:** Blank | **Lab ID:** QC1340542 | **Batch:** 395350 |
| **Matrix:** Water | **Method:** EPA 8270E | **Prep Method:** EPA 3510C |

| QC1340542 Analyte | Result | Qual | Units | RL | MDL | Prepared | Analyzed |
|---|---|---|---|---|---|---|---|
| Pyridine | ND | | mg/L | 0.010 | 0.0028 | 02/13/26 | 02/13/26 |
| 2-Methylphenol | ND | | mg/L | 0.010 | 0.0032 | 02/13/26 | 02/13/26 |
| 3-,4-Methylphenol | ND | | mg/L | 0.010 | 0.0030 | 02/13/26 | 02/13/26 |
| Hexachloroethane | ND | | mg/L | 0.010 | 0.0030 | 02/13/26 | 02/13/26 |
| Nitrobenzene | ND | | mg/L | 0.025 | 0.0084 | 02/13/26 | 02/13/26 |
| Hexachlorobutadiene | ND | | mg/L | 0.010 | 0.0022 | 02/13/26 | 02/13/26 |
| 2,4,6-Trichlorophenol | ND | | mg/L | 0.010 | 0.0041 | 02/13/26 | 02/13/26 |
| 2,4,5-Trichlorophenol | ND | | mg/L | 0.010 | 0.0037 | 02/13/26 | 02/13/26 |
| 2,4-Dinitrotoluene | ND | | mg/L | 0.010 | 0.0043 | 02/13/26 | 02/13/26 |
| Hexachlorobenzene | ND | | mg/L | 0.010 | 0.0030 | 02/13/26 | 02/13/26 |
| Pentachlorophenol | ND | | mg/L | 0.025 | 0.0057 | 02/13/26 | 02/13/26 |
| **Surrogates** | | | | **Limits** | | | |
| 2-Fluorophenol | 42% | | %REC | 15-120 | | 02/13/26 | 02/13/26 |
| Phenol-d6 | 26% | | %REC | 15-120 | | 02/13/26 | 02/13/26 |
| 2,4,6-Tribromophenol | 54% | | %REC | 15-140 | | 02/13/26 | 02/13/26 |
| Nitrobenzene-d5 | 57% | | %REC | 15-123 | | 02/13/26 | 02/13/26 |
| 2-Fluorobiphenyl | 55% | | %REC | 15-120 | | 02/13/26 | 02/13/26 |
| Terphenyl-d14 | 68% | | %REC | 15-120 | | 02/13/26 | 02/13/26 |

| | | |
|---|---|---|
| **Type:** Lab Control Sample | **Lab ID:** QC1340543 | **Batch:** 395350 |
| **Matrix:** Water | **Method:** EPA 8270E | **Prep Method:** EPA 3510C |

| QC1340543 Analyte | Result | Spiked | Units | Recovery | Qual | Limits |
|---|---|---|---|---|---|---|
| Pyridine | 0.03708 | 0.07500 | mg/L | 49% | | 13-120 |
| 2-Methylphenol | 0.04705 | 0.07500 | mg/L | 63% | | 44-120 |
| 3-,4-Methylphenol | 0.04507 | 0.07500 | mg/L | 60% | | 40-120 |
| Hexachloroethane | 0.04275 | 0.07500 | mg/L | 57% | | 33-120 |
| Nitrobenzene | 0.05193 | 0.07500 | mg/L | 69% | | 51-120 |
| Hexachlorobutadiene | 0.03836 | 0.07500 | mg/L | 51% | | 30-120 |
| 2,4,6-Trichlorophenol | 0.05317 | 0.07500 | mg/L | 71% | | 60-122 |
| 2,4,5-Trichlorophenol | 0.05184 | 0.07500 | mg/L | 69% | | 62-124 |
| 2,4-Dinitrotoluene | 0.05540 | 0.07500 | mg/L | 74% | | 69-127 |
| Hexachlorobenzene | 0.04782 | 0.07500 | mg/L | 64% | | 62-120 |
| Pentachlorophenol | 0.05174 | 0.07500 | mg/L | 69% | | 51-120 |
| **Surrogates** | | | | | | |
| 2-Fluorophenol | 0.01725 | 0.04000 | mg/L | 43% | | 15-120 |
| Phenol-d6 | 0.01154 | 0.04000 | mg/L | 29% | | 15-120 |
| 2,4,6-Tribromophenol | 0.02688 | 0.04000 | mg/L | 67% | | 15-140 |
| Nitrobenzene-d5 | 0.02551 | 0.04000 | mg/L | 64% | | 15-123 |
| 2-Fluorobiphenyl | 0.02315 | 0.04000 | mg/L | 58% | | 15-120 |
| Terphenyl-d14 | 0.02726 | 0.04000 | mg/L | 68% | | 15-120 |

ENTHALPY ANALYTICAL

# Batch QC

| | | | | | |
|---|---|---|---|---|---|
| **Type:** | **Lab Control Sample Duplicate** | **Lab ID:** | **QC1340544** | **Batch:** | **395350** |
| **Matrix:** | **Water** | **Method:** | **EPA 8270E** | **Prep Method:** | **EPA 3510C** |

| QC1340544 Analyte | Result | Spiked | Units | Recovery | Qual | Limits | RPD | RPD Lim |
|---|---|---|---|---|---|---|---|---|
| Pyridine | 0.03318 | 0.07500 | mg/L | 44% | | 13-120 | 11 | 62 |
| 2-Methylphenol | 0.04431 | 0.07500 | mg/L | 59% | | 44-120 | 6 | 51 |
| 3-,4-Methylphenol | 0.04168 | 0.07500 | mg/L | 56% | | 40-120 | 8 | 51 |
| Hexachloroethane | 0.03866 | 0.07500 | mg/L | 52% | | 33-120 | 10 | 59 |
| Nitrobenzene | 0.05005 | 0.07500 | mg/L | 67% | | 51-120 | 4 | 52 |
| Hexachlorobutadiene | 0.03491 | 0.07500 | mg/L | 47% | | 30-120 | 9 | 58 |
| 2,4,6-Trichlorophenol | 0.05088 | 0.07500 | mg/L | 68% | | 60-122 | 4 | 49 |
| 2,4,5-Trichlorophenol | 0.05403 | 0.07500 | mg/L | 72% | | 62-124 | 4 | 46 |
| 2,4-Dinitrotoluene | 0.05500 | 0.07500 | mg/L | 73% | | 69-127 | 1 | 40 |
| Hexachlorobenzene | 0.04689 | 0.07500 | mg/L | 63% | | 62-120 | 2 | 41 |
| Pentachlorophenol | 0.05236 | 0.07500 | mg/L | 70% | | 51-120 | 1 | 42 |
| **Surrogates** | | | | | | | | |
| 2-Fluorophenol | 0.01585 | 0.04000 | mg/L | 40% | | 15-120 | | |
| Phenol-d6 | 0.01100 | 0.04000 | mg/L | 28% | | 15-120 | | |
| 2,4,6-Tribromophenol | 0.02764 | 0.04000 | mg/L | 69% | | 15-140 | | |
| Nitrobenzene-d5 | 0.02482 | 0.04000 | mg/L | 62% | | 15-123 | | |
| 2-Fluorobiphenyl | 0.02247 | 0.04000 | mg/L | 56% | | 15-120 | | |
| Terphenyl-d14 | 0.02636 | 0.04000 | mg/L | 66% | | 15-120 | | |

| | | | | | |
|---|---|---|---|---|---|
| **Type:** | **Sample Duplicate** | **Lab ID:** | **QC1340642** | **Batch:** | **395378** |
| **Matrix (Source ID):** | **Water (553107-001)** | **Method:** | **EPA 9040B** | | |

| QC1340642 Analyte | Result | Source Sample Result | Units | Qual | RPD | RPD Lim | DF |
|---|---|---|---|---|---|---|---|
| pH | 5.810 | 5.800 | SU | | 0 | 20 | 1 |
| Temperature | 20.30 | 20.40 | deg C | | 0 | 20 | 1 |

* Value is outside QC limits
J Estimated value
ND Not Detected

Enthalpy Analytical
931 West Barkley Ave
Orange, CA 92868
(714) 771-6900

enthalpy.com

Lab Job Number : 553152
Report Level : II
Report Date : 03/13/2026

**Analytical Report** *prepared for:*

Matt Breuer
Waste Connections
Chiquita Canyon Landfill
29201 Henry Mayo Drive
Castaic, CA 91384

Project: CCLF STORMWATER - Stormwater Outlet

*Authorized for release by:*

David Tripp, Project Manager
657-581-4710
david.tripp@enthalpy.com

This data package has been reviewed for technical correctness and completeness. Release of this data has been authorized by the Laboratory Manager or the Manager's designee, as verified by the above signature which applies to this PDF file as well as any associated electronic data deliverable files. The results contained in this report meet all requirements of NELAP and pertain only to those samples which were submitted for analysis. This report may be reproduced only in its entirety.

CA ELAP# 1338, CA ELAP #1338-S1, NELAP# 4038, SCAQMD LAP# 18LA0518, LACSD ID# 10105, ORELAP# 4197

ENTHALPY ANALYTICAL

# Sample Summary

Matt Breuer
Waste Connections
Chiquita Canyon Landfill
29201 Henry Mayo
Drive
Castaic, CA 91384

| | |
|---|---|
| Lab Job #: | 553152 |
| Project No: | CCLF STORMWATER |
| Location: | Stormwater Outlet |
| Date Received: | 02/13/26 |

| Sample ID | Lab ID | Collected | Matrix |
|---|---|---|---|
| SOUTH BASIN - NW CORNER | 553152-001 | 02/13/26 09:03 | Water |
| SOUTH BASIN - S CENTRAL | 553152-002 | 02/13/26 09:16 | Water |
| SOUTH BASIN - W CENTRAL | 553152-003 | 02/13/26 11:08 | Water |

ENTHALPY ANALYTICAL

# Case Narrative

| | |
|---|---|
| Waste Connections<br>Chiquita Canyon Landfill<br>29201 Henry Mayo Drive<br>Castaic, CA 91384<br>Matt Breuer | Lab Job Number: 553152<br>Project No: CCLF<br>STORMWATER<br>Location: Stormwater Outlet<br>Date Received: 02/13/26 |

- This data package contains sample and QC results for three water samples, requested for the above referenced project on 02/13/26. The samples were received in good condition.
- DILUTIONS: Dilutions in this report were performed solely for the purpose of reporting target analytes within method calibration ranges.

**Volatile Organics by GC/MS (EPA 8260B):**
No analytical problems were encountered.

**Semivolatile Organics by GC/MS (EPA 8270E):**
No analytical problems were encountered.

**Semivolatile Organics by GC/MS (EPA 625.1):**

- Low surrogate recoveries were observed for 2-fluorophenol in SOUTH BASIN - NW CORNER (lab # 553152-001), SOUTH BASIN - S CENTRAL (lab # 553152-002), and SOUTH BASIN - W CENTRAL (lab # 553152-003).
- Low surrogate recoveries were observed for phenol-d6 in a number of samples.
- Low surrogate recoveries were observed for 2-fluorobiphenyl in SOUTH BASIN - NW CORNER (lab # 553152-001) and SOUTH BASIN - S CENTRAL (lab # 553152-002).
- Low surrogate recovery was observed for 2,4,6-tribromophenol in the method blank for batch 395350.
- No other analytical problems were encountered.

**Semivolatile Organics by GC/MS SIM (EPA 8270C-SIM):**
No analytical problems were encountered.

**Pesticides (EPA 8081A):**

- High recovery was observed for 4,4'-DDD in the BS for batch 395405; the associated RPD was within limits, and this analyte was not detected at or above the RL in the associated samples.
- No other analytical problems were encountered.

**Total Organic Carbon by IR (SM 5310B):**
No analytical problems were encountered.

**PCBs (EPA 8082):**
No analytical problems were encountered.

**Metals (EPA 200.7, EPA 200.8, and EPA 245.1):**

- Low recoveries were observed for antimony and tin in the MS/MSD of SOUTH BASIN - S CENTRAL (lab # 553152-002); the LCS was within limits, and the associated RPDs were within limits.
- No other analytical problems were encountered.

**Ion Chromatography (EPA 300.0):**

- Responses exceeding the instrument's linear range were observed for chloride in the MS/MSD for batch 395327; affected data was qualified with "E".
- No other analytical problems were encountered.

**Conductivity (SM2510B):**
No analytical problems were encountered.

**Total Oil & Grease (HEM) (EPA 1664A):**

- Matrix spikes were not performed for this analysis due to insufficient sample volume.
- No analytical problems were encountered.

**Total Phenolics (EPA 420.1):**
No analytical problems were encountered.

**Alkalinity (SM2320B):**
No analytical problems were encountered.

**Sulfide (SM 4500-S2-D):**
No analytical problems were encountered.

**Total Dissolved Solids (TDS) (SM2540C):**
No analytical problems were encountered.

**Total Suspended Solids (TSS) (SM2540D):**
No analytical problems were encountered.

**Chemical Oxygen Demand (SM5220D):**
No analytical problems were encountered.

**Biochemical Oxygen Demand (SM5210B):**
No analytical problems were encountered.

**Turbidity (SM2130B):**
No analytical problems were encountered.

**Cyanide - Semi-Automated Method (SM 4500-CN-E and SM 4500-CN-E):**

- Low recoveries were observed for cyanide in the MS/MSD for batch 395383; the parent sample was not a project sample, the LCS was within limits, and the associated RPD was within limits.
- No other analytical problems were encountered.

**Coliform - 9221 Tests (SM 9221B and SM 9221F):**
No analytical problems were encountered.

**Ammonia and TKN- Semi-Automated Method (SM 4500-NH3-G):**
No analytical problems were encountered.

**Organophosphorus Pesticides (EPA 8141A):**
Pace Laboratories in Bakersfield, CA performed the analysis (see sublab report section for certifications). Please see the Pace Laboratories case narrative.

**8151A Chlorinated Herbicides (EPA 8151A):**
McCampbell Analytical, Inc. in Pittsburg, CA performed the analysis (NELAP certified). Please see the McCampbell Analytical, Inc. case narrative.

**RSK-175 CO2 (RSK-175):**
McCampbell Analytical, Inc. in Pittsburg, CA performed the analysis (see sublab report section for certifications). Please see the McCampbell Analytical, Inc. case narrative.

**Dioxins & Furans (EPA 8290):**
Enthalpy - El Dorado Hills in El Dorado Hills, CA performed the analysis (see sublab report section for certifications). Please see the Enthalpy - El Dorado Hills case narrative.

# ENTHALPY ANALYTICAL

## Chain of Custody Record

Lab No: 553152

Page: 1 of 3

**Turn Around Time (rush by advanced notice only)**

| Standard: | | 5 Day: | | 3 Day: | |
|---|---|---|---|---|---|
| 2 Day: | | 1 Day: | X | Custom TAT: | |


**Enthalpy Analytical - Orange**

931 W. Barkley Avenue, Orange, CA 92868

Phone 714-771-6900


**Matrix:** A = Air S = Soil/Solid W = Water DW = Drinking Wate SD = Sediment PP = Pure Product SEA = Sea Water SW = Swab T = Tissue WP = Wipe O = Other

**Preservatives:** 1 = $Na_2S_2O_3$ 2 = HCl 3 = $HNO_3$ 4 = $H_2SO_4$ 5 = NaOH 6 = Other

**Sample Receipt Temp:** (lab use only)

| CUSTOMER INFORMATION | | PROJECT INFORMATION | |
|---|---|---|---|
| Company: | Chiquita Canyon, LLC | Name: | Stormwater Outlet |
| Report To: | Matt Breuer | Number: | |
| Email: | matthew.breuer@wasteconnection | P.O. #: | |
| Address: | 29201 Henry Mayo Drive | Address: | 29201 Henry Mayo Drive |
| | Castaic, CA 91384 | | Castaic, CA 91384 |
| Phone: | 682-559-3880 | Global ID: | |
| Fax: | | Sampled By: | CH, GA |

| | Sample ID | Sampling Date | Sampling Time | Matrix | Container No. / Size | Pres. | 200.7/200.8 Metals (see comments) | 245.1 Mercury | 4500-CN-E Cyanide | 8081 Pesticides / 8082 PCBs | 8141 Organophosphorous Pesticides | 8151 Herbicides | 8260 VOCs | 8260 Acrolein/Acrylonitrile | 8270C | 8290 2,3,7,8-TCDD | Test Instructions / Comments |
|---|---|---|---|---|---|---|---|---|---|---|---|---|---|---|---|---|---|
| 1 | South Basin - NW Corner | 02/13/26 | 0903 | W | 31 | 1,2,4,6 | X | X | X | X | X | X | X | X | X | X | Temp: 16.4°C, pH 8.23 |
| 2 | South Basin - S Central | 02/13/26 | 0916 | W | 31 | 1,2,4,6 | X | X | X | X | X | X | X | X | X | X | Temp: 20.4°C, pH 8.02 |
| 3 | South Basin - W Central | 02/13/26 | 1108 | W | 31 | 1,2,4,6 | X | X | X | X | X | X | X | X | X | X | Temp: 18.5°C, pH 8.55. Sample taken 140 ft |
| 4 | | | | | | | | | | | | | | | | | 140 ft north of requested location |
| 5 | | | | | | | | | | | | | | | | | due to water level. |
| 6 | | | | | | | | | | | | | | | | | IR10 |
| 7 | | | | | | | | | | | | | | | | | 3.3/3.5 4.9/5.1 |
| 8 | | | | | | | | | | | | | | | | | 4.0/4.2 4.4/4.6 |
| 9 | | | | | | | | | | | | | | | | | 2.7/2.9 2.8/3.0 |
| 10 | | | | | | | | | | | | | | | | | |

**Additional email recipients:**
matt.breuer@wasteconnections.com
stormwater@wasteconnections.com
tmb@swteng.com
aav@swteng.com

**Direct invoices to:**
Maribel Bolanos
(661) 257-3665

| | Signature | Print Name | Company / Title | Date / Time |
|---|---|---|---|---|
| 1 Relinquished By: | | C. Alvarenga | CTEH | 2/13/26 14:20 |
| 1 Received By: | | Michael Kenyon | EA | 2/13/26 1420 |
| 2 Relinquished By: | | | | |
| 2 Received By: | | | | |
| 3 Relinquished By: | | | | |
| 3 Received By: | | | | |

Login 553152

ENTHALPY ANALYTICAL

**Chain of Custody Record**

Lab No: 553152

Page: 2 of 3

**Turn Around Time (rush by advanced notice only)**

| | | | | | |
|---|---|---|---|---|---|
| Standard: | | 5 Day: | | 3 Day: | |
| 2 Day: | | 1 Day: | X | Custom TAT: | |

**Enthalpy Analytical - Orange**

931 W. Barkley Avenue, Orange, CA 92868

Phone 714-771-6900

**Matrix:** A = Air S = Soil/Solid
W = Water DW = Drinking Wate SD = Sediment
PP = Pure Product SEA = Sea Water
SW = Swab T = Tissue WP = Wipe O = Other

**Preservatives:**
1 = $Na_2S_2O_3$ 2 = HCl 3 = $HNO_3$
4 = $H_2SO_4$ 5 = NaOH 6 = Other

**Sample Receipt Temp:**

(lab use only)

| CUSTOMER INFORMATION | | PROJECT INFORMATION | |
|---|---|---|---|
| Company: | Chiquita Canyon, LLC | Name: | Stormwater Outlet |
| Report To: | Kate Logan | Number: | |
| Email: | kate.logan@wasteconnections.com | P.O. #: | |
| Address: | 29201 Henry Mayo Drive | Address: | 29201 Henry Mayo Drive |
| | Castaic, CA 91384 | | Castaic, CA 91384 |
| Phone: | 682-559-3880 | Global ID: | |
| Fax: | | Sampled By: | GA, CH |

**Analysis Request**

**Test Instructions / Comments**

**Additional email recipients:**
**matt.breuer@wasteconnections.com**
**stormwater@wasteconnections.com**
**tmb@swteng.com**
**aav@swteng.com**

**Direct invoices to:**
**Maribel Bolanos**
**(661) 257-3665**

| | Sample ID | Sampling Date | Sampling Time | Matrix | Container No. / Size | Pres. | SM4500-S2-D Total Sulfide | 420.1 Total Phenolics | 1664A Oil and Grease | 9221B Tota Coliform | 9221F E. Coli | 300.0 Cl, Br, Fl, NO3, NO2, SO4 | 2540D TSS | 5310B TOC | 8270 SIM 1,4-Dioxane | SM2320B Alkalinity | Test Instructions / Comments |
|---|---|---|---|---|---|---|---|---|---|---|---|---|---|---|---|---|---|
| 1 | South Basin - NW Corner | 02/13/26 | 0903 | W | 31 | 1,2,4,6 | X | X | X | X | X | X | X | X | X | X | Temp: 16.4°C, pH 8.23 |
| 2 | South Basin - S Central | 02/13/26 | 0916 | W | 31 | 1,2,4,6 | X | X | X | X | X | X | X | X | X | X | Temp: 20.4°C, pH 8.02 |
| 3 | South Basin - W Central | 02/13/26 | 1108 | W | 31 | 1,2,4,6 | X | X | X | X | X | X | X | X | X | X | Temp: 18.5°C, pH 8.55. Sample taken 140 ft |
| 4 | | | | | | | | | | | | | | | | | 140 ft north of requested location |
| 5 | | | | | | | | | | | | | | | | | due to water level. |
| 6 | | | | | | | | | | | | | | | | | |
| 7 | | | | | | | | | | | | | | | | | |
| 8 | | | | | | | | | | | | | | | | | |
| 9 | | | | | | | | | | | | | | | | | |
| 10 | | | | | | | | | | | | | | | | | |

| | Signature | Print Name | Company / Title | Date / Time |
|---|---|---|---|---|
| 1 Relinquished By: | [signature] | [signature] | CTEH | 2/14/26 14:2 |
| 1 Received By: | [signature] | Michael Krynen | EA | 2/13/26 1420 |
| 2 Relinquished By: | | | | |
| 2 Received By: | | | | |
| 3 Relinquished By: | | | | |
| 3 Received By: | | | | |

# ENTHALPY ANALYTICAL

## Chain of Custody Record

Lab No: 553152

Page: 3 of 3

**Turn Around Time (rush by advanced notice only)**

| Standard: | | 5 Day: | | 3 Day: | |
|---|---|---|---|---|---|
| 2 Day: | | 1 Day: | X | Custom TAT: | |


**Enthalpy Analytical - Orange**

931 W. Barkley Avenue, Orange, CA 92868

Phone 714-771-6900


**Matrix:** A = Air S = Soil/Solid W = Water DW = Drinking Wate SD = Sediment PP = Pure Product SEA = Sea Water SW = Swab T = Tissue WP = Wipe O = Other

**Preservatives:** 1 = $Na_2S_2O_3$ 2 = HCl 3 = $HNO_3$ 4 = $H_2SO_4$ 5 = NaOH 6 = Other

**Sample Receipt Temp:** (lab use only)

| CUSTOMER INFORMATION | | PROJECT INFORMATION | |
|---|---|---|---|
| Company: | Chiquita Canyon, LLC | Name: | Stormwater Outlet |
| Report To: | Kate Logan | Number: | |
| Email: | kate.logan@wasteconnections.com | P.O. #: | |
| Address: | 29201 Henry Mayo Drive | Address: | 29201 Henry Mayo Drive |
| | Castaic, CA 91384 | | Castaic, CA 91384 |
| Phone: | 682-559-3880 | Global ID: | |
| Fax: | | Sampled By: | GA, CH |

| | Sample ID | Sampling Date | Sampling Time | Matrix | Container No. / Size | Pres. | SM5220D Chemical Oxygen Demand | SM2510B Specific Conductance | RSK-175 Carbon Dioxide | 2540E TDS | SM2130B Turbidity | 350.1 Ammonia | 625.1 - See Comments | 625.1 Alpha-Terpineol | SM5210B BOD | | Test Instructions / Comments |
|---|---|---|---|---|---|---|---|---|---|---|---|---|---|---|---|---|---|
| 1 | South Basin - NW Corner | 02/13/26 | 0903 | W | 31 | 1,2,4,6 | X | X | X | X | X | X | X | X | X | | Temp: 16.4°C, pH 8.23 |
| 2 | South Basin - S Central | 02/13/26 | 0916 | W | 31 | 1,2,4,6 | X | X | X | X | X | X | X | X | X | | Temp: 20.4°C, pH 8.02 |
| 3 | South Basin - W Central | 02/13/26 | 1108 | W | 31 | 1,2,4,6 | X | X | X | X | X | X | X | X | X | | Temp: 18.5°C, pH 8.55. Sample taken 140 ft |
| 4 | | | | | | | | | | | | | | | | | 140 ft north of requested location |
| 5 | | | | | | | | | | | | | | | | | due to water level. |
| 6 | | | | | | | | | | | | | | | | | |
| 7 | | | | | | | | | | | | | | | | | |
| 8 | | | | | | | | | | | | | | | | | |
| 9 | | | | | | | | | | | | | | | | | |
| 10 | | | | | | | | | | | | | | | | | |

**Analysis Request**

**Test Instructions / Comments**

**625.1 - Benzoic Acid, Pyridine, Phenol, 2-methylphenol, 3,4-methylphenol, Cresol, Naphthalene, alpha-terpineol**

**Additional email recipients:**
**matt.breuer@wasteconnections.com**
**stormwater@wasteconnections.com**
**tmb@swteng.com**
**aav@swteng.com**

**Direct invoices to:**
**Maribel Bolanos**
**(661) 257-3665**

| | Signature | Print Name | Company / Title | Date / Time |
|---|---|---|---|---|
| [1] Relinquished By: | | G. Alvarado | GTEH | 2/13/26 14:20 |
| [1] Received By: | | Michael Kramer | EA | 2/13/26 1420 |
| [2] Relinquished By: | | | | |
| [2] Received By: | | | | |
| [3] Relinquished By: | | | | |
| [3] Received By: | | | | |

# SAMPLE RECEIPT CHECKLIST

**Section 1: General Info**

Date Received: 2/13/26 WO# 553152 Client: Waste Connections

**Section 2: Shipping / Custody** **Are custody seals present?** ☐ Yes ☒ No

Custody seals intact on arrival? ■ N/A ☐ Yes ☐ No ☐ On cooler / box ☐ On samples

☐ Courier ■ Walk-In ☐ Field Sampling ☐ Shipping Info: _____

**Section 3a: Condition / Packaging** ☐ **Outside 0.0 - 6.0°C (0.0 - 10.0°C for microbiology) (PM notified)**

Date Opened 2/13/26 By (initials) MSK Type of ice used: ■ Wet ☐ Blue/Gel ☐ None

☐ Samples received on ice directly from the field; cooling process had begun. (if checked, skip temperatures)

☐ Sample matrix doesn't require cooling (e.g. air, bulk PCB). (if checked, skip temperatures)

If no cooler: Observed/Adjusted Temp (°C): _____ / _____ Thermometer/IR Gun: IR10 CF: +0.2

Cooler Temp (°C) #1: 3.3 / 3.5 #2: 4.9 / 5.1 #3: 4.0 / 4.2 #4: 4.4 / 4.6 #5: 2.7 / 2.9 #6: 2.8 / 3.0

**Section 3b: Microbiology Samples** ☐ **No microbiology samples submitted (skip 3b)**

■ Within temp range 0.0 - 10.0°C or received on ice directly from field.

■ Adequate headspace for microbiology analysis.

**Section 3c: Air Samples** ■ **No air samples submitted (skip 3c)**

☐ 1.4L Canisters ☐ 6L Canisters ☐ Tedlar Bags ☐ MCE Cassettes ☐ Sorbent Tubes ☐ Other_____

| **Section 4: Containers / Labels / Samples** | YES | NO | N/A |
|---|---|---|---|
| 1) Were custody papers present, filled properly, and legible? | X | | |
| 2) Is the sampler's name present on the CoC? | X | | |
| 3) Were containers received in good condition (unbroken / unopened / uncompromised)? | X | | |
| 4) Were the samples bagged? (required for microbiology samples; recommended for soil samples) | X | | |
| 5) Were all of, and only, the correct samples received? | X | | |
| 6) Are sample labels present, legible, and in agreement with the CoC? | X | | |
| 7) Does the container count match the CoC? | X | | |
| 8) Was sufficient sample volume / mass received for the analyses requested? | X | | |
| 9) Were samples received in proper containers for the analyses requested? | X | | |
| 10) Were samples received with > 1/2 holding time remaining? | | X | |
| 11) Are samples properly preserved as indicated by CoC / labels? | X | | |
| 12) Unpreserved VOAs received - If necessary, was the hold time changed in LIMS? | | | X |
| 13) Are VOA vials free from headspace/bubbles > 6mm? | | X | |

**Section 5: Explanations / Comments**

(If no comments are made, then no discrepancies noted.)

4.13: Sample -002: 2 of 3 vials with HCl have headspace > 6mm.

☐ **No additional discrepancies**

**Date Logged** 2/13/26 **By (print)** ABD **(sign)** AdJ's

**Date Labeled** 2/13/26 **By (print)** AGR/MSK **(sign)** AdJ's for AGR/MSK

ENTHALPY ANALYTICAL

# Analysis Results for 553152

Matt Breuer
Waste Connections
Chiquita Canyon Landfill
29201 Henry Mayo Drive
Castaic, CA 91384

Lab Job #: 553152
Project No: CCLF STORMWATER
Location: Stormwater Outlet
Date Received: 02/13/26

**Sample ID:** SOUTH BASIN - NW CORNER | **Lab ID:** 553152-001 | **Matrix:** Water | **Collected:** 02/13/26 09:03

| 553152-001 Analyte | Result | Qual | Units | RL | MDL | DF | Batch | Prepared | Analyzed | Chemist |
|---|---|---|---|---|---|---|---|---|---|---|
| Method: EPA 1664A<br>Prep Method: METHOD | | | | | | | | | | |
| Total Oil and Grease | ND | | mg/L | 4.9 | 0.95 | 0.98 | 395420 | 02/15/26 | 02/15/26 | JAG |
| Method: EPA 200.7<br>Prep Method: EPA 3015A | | | | | | | | | | |
| Calcium | **66** | | mg/L | 0.10 | 0.022 | 1 | 395362 | 02/13/26 | 02/14/26 | TWJ |
| Iron | **4.8** | | mg/L | 0.050 | 0.017 | 1 | 395362 | 02/13/26 | 02/15/26 | TWJ |
| Magnesium | **10** | | mg/L | 0.10 | 0.010 | 1 | 395362 | 02/13/26 | 02/14/26 | TWJ |
| Potassium | **12** | | mg/L | 0.50 | 0.15 | 1 | 395362 | 02/13/26 | 02/14/26 | TWJ |
| Sodium | **76** | | mg/L | 0.50 | 0.017 | 1 | 395362 | 02/13/26 | 02/14/26 | TWJ |
| Method: EPA 200.8<br>Prep Method: EPA 3015A | | | | | | | | | | |
| Antimony | **2.1** | | ug/L | 2.0 | 1.0 | 1 | 395413 | 02/14/26 | 02/15/26 | KCD |
| Arsenic | **6.8** | | ug/L | 2.0 | 0.27 | 1 | 395413 | 02/14/26 | 02/15/26 | KCD |
| Barium | **57** | | ug/L | 5.0 | 0.44 | 1 | 395413 | 02/14/26 | 02/15/26 | KCD |
| Beryllium | **0.15** | J | ug/L | 1.0 | 0.083 | 1 | 395413 | 02/14/26 | 02/15/26 | KCD |
| Boron | **250** | | ug/L | 50 | 38 | 5 | 395413 | 02/14/26 | 02/15/26 | KCD |
| Cadmium | ND | | ug/L | 1.0 | 0.072 | 1 | 395413 | 02/14/26 | 02/15/26 | KCD |
| Chromium | **6.4** | | ug/L | 5.0 | 0.43 | 1 | 395413 | 02/14/26 | 02/15/26 | KCD |
| Cobalt | **2.5** | | ug/L | 1.0 | 0.090 | 1 | 395413 | 02/14/26 | 02/15/26 | KCD |
| Copper | **12** | | ug/L | 3.0 | 0.96 | 1 | 395413 | 02/14/26 | 02/15/26 | KCD |
| Lead | **2.3** | J | ug/L | 5.0 | 0.23 | 1 | 395413 | 02/14/26 | 02/15/26 | KCD |
| Manganese | **87** | | ug/L | 10 | 3.8 | 1 | 395413 | 02/14/26 | 02/15/26 | KCD |
| Nickel | **6.4** | | ug/L | 5.0 | 1.3 | 1 | 395413 | 02/14/26 | 02/15/26 | KCD |
| Selenium | **4.2** | | ug/L | 4.0 | 1.9 | 1 | 395413 | 02/14/26 | 02/15/26 | KCD |
| Silver | ND | | ug/L | 5.0 | 0.37 | 1 | 395413 | 02/14/26 | 02/15/26 | KCD |
| Thallium | ND | | ug/L | 1.0 | 0.25 | 1 | 395413 | 02/14/26 | 02/15/26 | KCD |
| Tin | ND | | ug/L | 5.0 | 1.5 | 1 | 395413 | 02/14/26 | 02/15/26 | KCD |
| Vanadium | **14** | | ug/L | 5.0 | 0.36 | 1 | 395413 | 02/14/26 | 02/15/26 | KCD |
| Zinc | **15** | | ug/L | 10 | 7.6 | 1 | 395413 | 02/14/26 | 02/15/26 | KCD |
| Method: EPA 245.1<br>Prep Method: EPA 245.1 | | | | | | | | | | |
| Mercury | ND | | ug/L | 0.40 | 0.091 | 1 | 395394 | 02/14/26 | 02/14/26 | KCD |
| Method: EPA 300.0<br>Prep Method: METHOD | | | | | | | | | | |
| Fluoride | **0.26** | | mg/L | 0.20 | 0.059 | 1 | 395327 | 02/13/26 16:20 | 02/14/26 00:05 | KUM |
| Chloride | **39** | | mg/L | 1.0 | 0.26 | 1 | 395327 | 02/13/26 16:20 | 02/14/26 00:05 | KUM |
| Nitrogen, Nitrite | **0.07** | J | mg/L | 0.10 | 0.02 | 1 | 395327 | 02/13/26 16:20 | 02/14/26 00:05 | KUM |



Results for any subcontracted analyses are not included in this section.

ENTHALPY ANALYTICAL

# Analysis Results for 553152

| 553152-001 Analyte | Result | Qual | Units | RL | MDL | DF | Batch | Prepared | Analyzed | Chemist |
|---|---|---|---|---|---|---|---|---|---|---|
| Bromide | **0.15** | J | mg/L | 0.30 | 0.061 | 1 | 395327 | 02/13/26 16:20 | 02/14/26 00:05 | KUM |
| Nitrogen, Nitrate | **0.83** | | mg/L | 0.10 | 0.05 | 1 | 395327 | 02/13/26 16:20 | 02/14/26 00:05 | KUM |
| Sulfate | **190** | | mg/L | 10 | 1.8 | 10 | 395327 | 02/13/26 16:20 | 02/14/26 00:28 | KUM |
| Method: EPA 350.1<br>Prep Method: METHOD | | | | | | | | | | |
| Ammonia-N | **0.25** | | mg/L | 0.10 | 0.068 | 1 | 395384 | 02/14/26 | 02/17/26 | JAK |
| Method: EPA 420.1<br>Prep Method: METHOD | | | | | | | | | | |
| Total Phenolics | **0.011** | | mg/L | 0.010 | 0.0056 | 1 | 395317 | 02/13/26 | 02/13/26 | LVL |
| Method: EPA 625.1<br>Prep Method: EPA 3510C | | | | | | | | | | |
| Benzoic acid | ND | | ug/L | 47 | 10 | 0.93 | 395350 | 02/14/26 | 02/15/26 | ZFA |
| 2-Methylphenol | ND | | ug/L | 9.3 | 3.0 | 0.93 | 395350 | 02/14/26 | 02/15/26 | ZFA |
| Pyridine | ND | | ug/L | 9.3 | 2.6 | 0.93 | 395350 | 02/14/26 | 02/15/26 | ZFA |
| Phenol | ND | | ug/L | 9.3 | 2.0 | 0.93 | 395350 | 02/14/26 | 02/15/26 | ZFA |
| Naphthalene | ND | | ug/L | 9.3 | 3.4 | 0.93 | 395350 | 02/14/26 | 02/15/26 | ZFA |
| 3-,4-Methylphenol | ND | | ug/L | 9.3 | 2.8 | 0.93 | 395350 | 02/14/26 | 02/15/26 | ZFA |
| Cresol | ND | | ug/L | 9.3 | | 0.93 | 395350 | 02/14/26 | 02/15/26 | ZFA |
| a-Terpineol | ND | | ug/L | 9.3 | 1.9 | 0.93 | 395350 | 02/14/26 | 02/14/26 | ZFA |
| **Surrogates** | | | | **Limits** | | | | | | |
| 2-Fluorophenol | 29% | * | %REC | 36-95 | | 0.93 | 395350 | 02/14/26 | 02/15/26 | ZFA |
| Phenol-d6 | 23% | * | %REC | 28-82 | | 0.93 | 395350 | 02/14/26 | 02/15/26 | ZFA |
| 2,4,6-Tribromophenol | 64% | | %REC | 61-140 | | 0.93 | 395350 | 02/14/26 | 02/15/26 | ZFA |
| Nitrobenzene-d5 | 57% | | %REC | 48-123 | | 0.93 | 395350 | 02/14/26 | 02/15/26 | ZFA |
| 2-Fluorobiphenyl | 49% | * | %REC | 51-105 | | 0.93 | 395350 | 02/14/26 | 02/15/26 | ZFA |
| Terphenyl-d14 | 69% | | %REC | 65-117 | | 0.93 | 395350 | 02/14/26 | 02/15/26 | ZFA |
| Method: EPA 8081A<br>Prep Method: EPA 3510C | | | | | | | | | | |
| alpha-BHC | ND | | ug/L | 0.05 | 0.009 | 0.95 | 395405 | 02/14/26 | 02/14/26 | HQN |
| beta-BHC | ND | | ug/L | 0.05 | 0.01 | 0.95 | 395405 | 02/14/26 | 02/14/26 | HQN |
| gamma-BHC | ND | | ug/L | 0.05 | 0.008 | 0.95 | 395405 | 02/14/26 | 02/14/26 | HQN |
| delta-BHC | ND | | ug/L | 0.05 | 0.01 | 0.95 | 395405 | 02/14/26 | 02/14/26 | HQN |
| Heptachlor | ND | | ug/L | 0.05 | 0.01 | 0.95 | 395405 | 02/14/26 | 02/14/26 | HQN |
| Aldrin | ND | | ug/L | 0.05 | 0.01 | 0.95 | 395405 | 02/14/26 | 02/14/26 | HQN |
| Heptachlor epoxide | ND | | ug/L | 0.05 | 0.009 | 0.95 | 395405 | 02/14/26 | 02/14/26 | HQN |
| Endosulfan I | ND | | ug/L | 0.05 | 0.01 | 0.95 | 395405 | 02/14/26 | 02/14/26 | HQN |
| Dieldrin | ND | | ug/L | 0.09 | 0.01 | 0.95 | 395405 | 02/14/26 | 02/14/26 | HQN |
| 4,4'-DDE | ND | | ug/L | 0.09 | 0.01 | 0.95 | 395405 | 02/14/26 | 02/14/26 | HQN |
| Endrin | ND | | ug/L | 0.09 | 0.01 | 0.95 | 395405 | 02/14/26 | 02/14/26 | HQN |
| Endosulfan II | ND | | ug/L | 0.09 | 0.02 | 0.95 | 395405 | 02/14/26 | 02/14/26 | HQN |
| Endosulfan sulfate | ND | | ug/L | 0.09 | 0.01 | 0.95 | 395405 | 02/14/26 | 02/14/26 | HQN |
| 4,4'-DDD | ND | | ug/L | 0.09 | 0.01 | 0.95 | 395405 | 02/14/26 | 02/14/26 | HQN |
| Endrin aldehyde | ND | | ug/L | 0.09 | 0.02 | 0.95 | 395405 | 02/14/26 | 02/14/26 | HQN |
| Endrin ketone | ND | | ug/L | 0.09 | 0.02 | 0.95 | 395405 | 02/14/26 | 02/14/26 | HQN |
| 4,4'-DDT | ND | | ug/L | 0.09 | 0.03 | 0.95 | 395405 | 02/14/26 | 02/14/26 | HQN |
| Methoxychlor | ND | | ug/L | 0.09 | 0.03 | 0.95 | 395405 | 02/14/26 | 02/14/26 | HQN |
| Toxaphene | ND | | ug/L | 1.9 | 0.4 | 0.95 | 395405 | 02/14/26 | 02/14/26 | HQN |
| Chlordane (Technical) | ND | | ug/L | 0.9 | 0.2 | 0.95 | 395405 | 02/14/26 | 02/14/26 | HQN |
| **Surrogates** | | | | **Limits** | | | | | | |



Results for any subcontracted analyses are not included in this section.

ENTHALPY ANALYTICAL

# Analysis Results for 553152

| 553152-001 Analyte | Result | Qual | Units | RL | MDL | DF | Batch | Prepared | Analyzed | Chemist |
|---|---|---|---|---|---|---|---|---|---|---|
| TCMX | 72% | | %REC | 29-120 | | 0.95 | 395405 | 02/14/26 | 02/14/26 | HQN |
| Decachlorobiphenyl | 74% | | %REC | 33-132 | | 0.95 | 395405 | 02/14/26 | 02/14/26 | HQN |
| Method: EPA 8082<br>Prep Method: EPA 3510C | | | | | | | | | | |
| Aroclor-1016 | ND | | ug/L | 0.47 | 0.29 | 0.95 | 395405 | 02/14/26 | 02/14/26 | HQN |
| Aroclor-1221 | ND | | ug/L | 0.47 | 0.44 | 0.95 | 395405 | 02/14/26 | 02/14/26 | HQN |
| Aroclor-1232 | ND | | ug/L | 0.47 | 0.26 | 0.95 | 395405 | 02/14/26 | 02/14/26 | HQN |
| Aroclor-1242 | ND | | ug/L | 0.47 | 0.27 | 0.95 | 395405 | 02/14/26 | 02/14/26 | HQN |
| Aroclor-1248 | ND | | ug/L | 0.47 | 0.22 | 0.95 | 395405 | 02/14/26 | 02/14/26 | HQN |
| Aroclor-1254 | ND | | ug/L | 0.47 | 0.25 | 0.95 | 395405 | 02/14/26 | 02/14/26 | HQN |
| Aroclor-1260 | ND | | ug/L | 0.47 | 0.31 | 0.95 | 395405 | 02/14/26 | 02/14/26 | HQN |
| Aroclor-1262 | ND | | ug/L | 0.47 | 0.28 | 0.95 | 395405 | 02/14/26 | 02/14/26 | HQN |
| Aroclor-1268 | ND | | ug/L | 0.47 | 0.25 | 0.95 | 395405 | 02/14/26 | 02/14/26 | HQN |
| **Surrogates** | | | | **Limits** | | | | | | |
| Decachlorobiphenyl (PCB) | 62% | | %REC | 28-138 | | 0.95 | 395405 | 02/14/26 | 02/14/26 | HQN |
| Method: EPA 8260B<br>Prep Method: EPA 5030B | | | | | | | | | | |
| Carbon Disulfide | ND | | ug/L | 5.0 | 0.2 | 1 | 395299 | 02/13/26 | 02/13/26 | LYZ |
| Chloroprene | ND | | ug/L | 200 | 0.4 | 1 | 395299 | 02/13/26 | 02/13/26 | LYZ |
| 3-Chloropropene | ND | | ug/L | 5.0 | 0.3 | 1 | 395299 | 02/13/26 | 02/13/26 | LYZ |
| Ethyl methacrylate | ND | | ug/L | 50 | 2.1 | 1 | 395299 | 02/13/26 | 02/13/26 | LYZ |
| Ethanol | ND | | ug/L | 500 | 110 | 1 | 395299 | 02/13/26 | 02/13/26 | LYZ |
| 2-Hexanone | ND | | ug/L | 5.0 | 1.1 | 1 | 395299 | 02/13/26 | 02/13/26 | LYZ |
| Isopropanol (IPA) | ND | | ug/L | 200 | 52 | 1 | 395299 | 02/13/26 | 02/13/26 | LYZ |
| Methyl acrylonitrile | ND | | ug/L | 35 | 3.7 | 1 | 395299 | 02/13/26 | 02/13/26 | LYZ |
| Vinyl Acetate | ND | | ug/L | 50 | 15 | 1 | 395299 | 02/13/26 | 02/13/26 | LYZ |
| Acrolein | ND | | ug/L | 200 | 2.7 | 1 | 395299 | 02/13/26 | 02/13/26 | LYZ |
| Acrylonitrile | ND | | ug/L | 10 | 0.7 | 1 | 395299 | 02/13/26 | 02/13/26 | LYZ |
| Freon 12 | ND | | ug/L | 5.0 | 0.1 | 1 | 395299 | 02/13/26 | 02/13/26 | LYZ |
| Chloromethane | ND | | ug/L | 5.0 | 0.2 | 1 | 395299 | 02/13/26 | 02/13/26 | LYZ |
| Vinyl Chloride | ND | | ug/L | 5.0 | 0.1 | 1 | 395299 | 02/13/26 | 02/13/26 | LYZ |
| Bromomethane | ND | | ug/L | 5.0 | 0.2 | 1 | 395299 | 02/13/26 | 02/13/26 | LYZ |
| Chloroethane | ND | | ug/L | 5.0 | 0.1 | 1 | 395299 | 02/13/26 | 02/13/26 | LYZ |
| Trichlorofluoromethane | ND | | ug/L | 5.0 | 0.06 | 1 | 395299 | 02/13/26 | 02/13/26 | LYZ |
| Iodomethane | ND | | ug/L | 5.0 | | 1 | 395299 | 02/13/26 | 02/13/26 | LYZ |
| Acetone | ND | | ug/L | 100 | 5.0 | 1 | 395299 | 02/13/26 | 02/13/26 | LYZ |
| Freon 113 | ND | | ug/L | 5.0 | 0.1 | 1 | 395299 | 02/13/26 | 02/13/26 | LYZ |
| 1,1-Dichloroethene | ND | | ug/L | 5.0 | 0.08 | 1 | 395299 | 02/13/26 | 02/13/26 | LYZ |
| Methylene Chloride | ND | | ug/L | 10 | 0.2 | 1 | 395299 | 02/13/26 | 02/13/26 | LYZ |
| MTBE | ND | | ug/L | 5.0 | 0.09 | 1 | 395299 | 02/13/26 | 02/13/26 | LYZ |
| trans-1,2-Dichloroethene | ND | | ug/L | 5.0 | 0.1 | 1 | 395299 | 02/13/26 | 02/13/26 | LYZ |
| 1,1-Dichloroethane | ND | | ug/L | 5.0 | 0.1 | 1 | 395299 | 02/13/26 | 02/13/26 | LYZ |
| 2-Butanone | **2.0** | J | ug/L | 10 | 1.5 | 1 | 395299 | 02/13/26 | 02/13/26 | LYZ |
| cis-1,2-Dichloroethene | ND | | ug/L | 5.0 | 0.09 | 1 | 395299 | 02/13/26 | 02/13/26 | LYZ |
| 2,2-Dichloropropane | ND | | ug/L | 5.0 | 0.1 | 1 | 395299 | 02/13/26 | 02/13/26 | LYZ |
| Chloroform | ND | | ug/L | 5.0 | 0.08 | 1 | 395299 | 02/13/26 | 02/13/26 | LYZ |
| Bromochloromethane | ND | | ug/L | 5.0 | 0.2 | 1 | 395299 | 02/13/26 | 02/13/26 | LYZ |
| 1,1,1-Trichloroethane | ND | | ug/L | 5.0 | 0.09 | 1 | 395299 | 02/13/26 | 02/13/26 | LYZ |
| 1,1-Dichloropropene | ND | | ug/L | 5.0 | 0.08 | 1 | 395299 | 02/13/26 | 02/13/26 | LYZ |
| Carbon Tetrachloride | ND | | ug/L | 5.0 | 0.06 | 1 | 395299 | 02/13/26 | 02/13/26 | LYZ |
| 1,2-Dichloroethane | ND | | ug/L | 5.0 | 0.1 | 1 | 395299 | 02/13/26 | 02/13/26 | LYZ |



Results for any subcontracted analyses are not included in this section.

ENTHALPY ANALYTICAL

# Analysis Results for 553152

| 553152-001 Analyte | Result | Qual | Units | RL | MDL | DF | Batch | Prepared | Analyzed | Chemist |
|---|---|---|---|---|---|---|---|---|---|---|
| Benzene | **0.1** | J | ug/L | 1.0 | 0.1 | 1 | 395299 | 02/13/26 | 02/13/26 | LYZ |
| Trichloroethene | ND | | ug/L | 5.0 | 0.1 | 1 | 395299 | 02/13/26 | 02/13/26 | LYZ |
| 1,2-Dichloropropane | ND | | ug/L | 5.0 | 0.1 | 1 | 395299 | 02/13/26 | 02/13/26 | LYZ |
| Bromodichloromethane | ND | | ug/L | 5.0 | 0.09 | 1 | 395299 | 02/13/26 | 02/13/26 | LYZ |
| Dibromomethane | ND | | ug/L | 5.0 | 0.1 | 1 | 395299 | 02/13/26 | 02/13/26 | LYZ |
| 4-Methyl-2-Pentanone | ND | | ug/L | 5.0 | 1.0 | 1 | 395299 | 02/13/26 | 02/13/26 | LYZ |
| cis-1,3-Dichloropropene | ND | | ug/L | 5.0 | 0.3 | 1 | 395299 | 02/13/26 | 02/13/26 | LYZ |
| Toluene | ND | | ug/L | 5.0 | 0.2 | 1 | 395299 | 02/13/26 | 02/13/26 | LYZ |
| trans-1,3-Dichloropropene | ND | | ug/L | 5.0 | 0.3 | 1 | 395299 | 02/13/26 | 02/13/26 | LYZ |
| 1,1,2-Trichloroethane | ND | | ug/L | 5.0 | 0.2 | 1 | 395299 | 02/13/26 | 02/13/26 | LYZ |
| 1,3-Dichloropropane | ND | | ug/L | 5.0 | 0.1 | 1 | 395299 | 02/13/26 | 02/13/26 | LYZ |
| Tetrachloroethene | ND | | ug/L | 5.0 | 0.1 | 1 | 395299 | 02/13/26 | 02/13/26 | LYZ |
| Dibromochloromethane | ND | | ug/L | 5.0 | 0.08 | 1 | 395299 | 02/13/26 | 02/13/26 | LYZ |
| 1,2-Dibromoethane | ND | | ug/L | 5.0 | 0.2 | 1 | 395299 | 02/13/26 | 02/13/26 | LYZ |
| Chlorobenzene | ND | | ug/L | 5.0 | 0.1 | 1 | 395299 | 02/13/26 | 02/13/26 | LYZ |
| 1,1,1,2-Tetrachloroethane | ND | | ug/L | 5.0 | 0.08 | 1 | 395299 | 02/13/26 | 02/13/26 | LYZ |
| Ethylbenzene | ND | | ug/L | 5.0 | 0.09 | 1 | 395299 | 02/13/26 | 02/13/26 | LYZ |
| m,p-Xylenes | ND | | ug/L | 5.0 | 0.2 | 1 | 395299 | 02/13/26 | 02/13/26 | LYZ |
| o-Xylene | ND | | ug/L | 5.0 | 0.1 | 1 | 395299 | 02/13/26 | 02/13/26 | LYZ |
| Styrene | ND | | ug/L | 5.0 | 0.08 | 1 | 395299 | 02/13/26 | 02/13/26 | LYZ |
| Bromoform | ND | | ug/L | 5.0 | 0.08 | 1 | 395299 | 02/13/26 | 02/13/26 | LYZ |
| Isopropylbenzene | ND | | ug/L | 5.0 | 0.1 | 1 | 395299 | 02/13/26 | 02/13/26 | LYZ |
| 1,1,2,2-Tetrachloroethane | ND | | ug/L | 5.0 | 0.2 | 1 | 395299 | 02/13/26 | 02/13/26 | LYZ |
| 1,2,3-Trichloropropane | ND | | ug/L | 5.0 | 0.2 | 1 | 395299 | 02/13/26 | 02/13/26 | LYZ |
| Propylbenzene | ND | | ug/L | 5.0 | 0.1 | 1 | 395299 | 02/13/26 | 02/13/26 | LYZ |
| Bromobenzene | ND | | ug/L | 5.0 | 0.09 | 1 | 395299 | 02/13/26 | 02/13/26 | LYZ |
| 1,3,5-Trimethylbenzene | ND | | ug/L | 5.0 | 0.1 | 1 | 395299 | 02/13/26 | 02/13/26 | LYZ |
| 2-Chlorotoluene | ND | | ug/L | 5.0 | 0.1 | 1 | 395299 | 02/13/26 | 02/13/26 | LYZ |
| 4-Chlorotoluene | ND | | ug/L | 5.0 | 0.1 | 1 | 395299 | 02/13/26 | 02/13/26 | LYZ |
| tert-Butylbenzene | ND | | ug/L | 5.0 | 0.1 | 1 | 395299 | 02/13/26 | 02/13/26 | LYZ |
| 1,2,4-Trimethylbenzene | ND | | ug/L | 5.0 | 0.1 | 1 | 395299 | 02/13/26 | 02/13/26 | LYZ |
| sec-Butylbenzene | ND | | ug/L | 5.0 | 0.1 | 1 | 395299 | 02/13/26 | 02/13/26 | LYZ |
| para-Isopropyl Toluene | ND | | ug/L | 5.0 | 0.1 | 1 | 395299 | 02/13/26 | 02/13/26 | LYZ |
| 1,3-Dichlorobenzene | ND | | ug/L | 5.0 | 0.1 | 1 | 395299 | 02/13/26 | 02/13/26 | LYZ |
| 1,4-Dichlorobenzene | ND | | ug/L | 5.0 | 0.2 | 1 | 395299 | 02/13/26 | 02/13/26 | LYZ |
| n-Butylbenzene | ND | | ug/L | 5.0 | 0.1 | 1 | 395299 | 02/13/26 | 02/13/26 | LYZ |
| 1,2-Dichlorobenzene | ND | | ug/L | 5.0 | 0.09 | 1 | 395299 | 02/13/26 | 02/13/26 | LYZ |
| 1,2-Dibromo-3-Chloropropane | ND | | ug/L | 5.0 | 0.5 | 1 | 395299 | 02/13/26 | 02/13/26 | LYZ |
| 1,2,4-Trichlorobenzene | ND | | ug/L | 5.0 | 0.2 | 1 | 395299 | 02/13/26 | 02/13/26 | LYZ |
| Hexachlorobutadiene | ND | | ug/L | 5.0 | 0.2 | 1 | 395299 | 02/13/26 | 02/13/26 | LYZ |
| 1,2,3-Trichlorobenzene | ND | | ug/L | 5.0 | 0.1 | 1 | 395299 | 02/13/26 | 02/13/26 | LYZ |
| cis-1,4-Dichloro-2-butene | ND | | ug/L | 5.0 | 0.4 | 1 | 395299 | 02/13/26 | 02/13/26 | LYZ |
| trans-1,4-Dichloro-2-butene | ND | | ug/L | 5.0 | 0.4 | 1 | 395299 | 02/13/26 | 02/13/26 | LYZ |
| Xylene (total) | ND | | ug/L | 5.0 | | 1 | 395299 | 02/13/26 | 02/13/26 | LYZ |
| **Surrogates** | | | | **Limits** | | | | | | |
| Dibromofluoromethane | 129% | | %REC | 70-130 | | 1 | 395299 | 02/13/26 | 02/13/26 | LYZ |
| 1,2-Dichloroethane-d4 | 110% | | %REC | 70-130 | | 1 | 395299 | 02/13/26 | 02/13/26 | LYZ |
| Toluene-d8 | 98% | | %REC | 70-130 | | 1 | 395299 | 02/13/26 | 02/13/26 | LYZ |
| Bromofluorobenzene | 95% | | %REC | 70-130 | | 1 | 395299 | 02/13/26 | 02/13/26 | LYZ |
| Method: EPA 8270C-SIM<br>Prep Method: EPA 3535 | | | | | | | | | | |
| 1,4-Dioxane | **2.2** | | ug/L | 1.0 | 0.84 | 1 | 395408 | 02/14/26 | 02/15/26 | ZFA |

Results for any subcontracted analyses are not included in this section.

ENTHALPY ANALYTICAL

# Analysis Results for 553152

| 553152-001 Analyte | Result | Qual | Units | RL | MDL | DF | Batch | Prepared | Analyzed | Chemist |
|---|---|---|---|---|---|---|---|---|---|---|
| **Surrogates** | | | | **Limits** | | | | | | |
| 1,4-Dioxane-d8 (SUR) | 98% | | %REC | 80-120 | | 1 | 395408 | 02/14/26 | 02/15/26 | ZFA |
| Method: EPA 8270E<br>Prep Method: EPA 3510C | | | | | | | | | | |
| Carbazole | ND | | ug/L | 9.3 | 2.6 | 0.93 | 395350 | 02/14/26 | 02/15/26 | ZFA |
| N-Nitrosodimethylamine | ND | | ug/L | 9.3 | 2.7 | 0.93 | 395350 | 02/14/26 | 02/15/26 | ZFA |
| Aniline | ND | | ug/L | 9.3 | 2.7 | 0.93 | 395350 | 02/14/26 | 02/15/26 | ZFA |
| bis(2-Chloroethyl)ether | ND | | ug/L | 23 | 3.5 | 0.93 | 395350 | 02/14/26 | 02/15/26 | ZFA |
| 2-Chlorophenol | ND | | ug/L | 9.3 | 3.4 | 0.93 | 395350 | 02/14/26 | 02/15/26 | ZFA |
| 1,3-Dichlorobenzene | ND | | ug/L | 9.3 | 3.1 | 0.93 | 395350 | 02/14/26 | 02/15/26 | ZFA |
| 1,4-Dichlorobenzene | ND | | ug/L | 9.3 | 3.2 | 0.93 | 395350 | 02/14/26 | 02/15/26 | ZFA |
| Benzyl alcohol | ND | | ug/L | 23 | 5.4 | 0.93 | 395350 | 02/14/26 | 02/15/26 | ZFA |
| 1,2-Dichlorobenzene | ND | | ug/L | 9.3 | 3.1 | 0.93 | 395350 | 02/14/26 | 02/15/26 | ZFA |
| bis(2-Chloroisopropyl) ether | ND | | ug/L | 9.3 | 3.6 | 0.93 | 395350 | 02/14/26 | 02/15/26 | ZFA |
| N-Nitroso-di-n-propylamine | ND | | ug/L | 9.3 | 3.6 | 0.93 | 395350 | 02/14/26 | 02/15/26 | ZFA |
| Hexachloroethane | ND | | ug/L | 9.3 | 2.8 | 0.93 | 395350 | 02/14/26 | 02/15/26 | ZFA |
| Nitrobenzene | ND | | ug/L | 23 | 7.9 | 0.93 | 395350 | 02/14/26 | 02/15/26 | ZFA |
| Isophorone | ND | | ug/L | 9.3 | 3.4 | 0.93 | 395350 | 02/14/26 | 02/15/26 | ZFA |
| 2-Nitrophenol | ND | | ug/L | 9.3 | 5.1 | 0.93 | 395350 | 02/14/26 | 02/15/26 | ZFA |
| 2,4-Dimethylphenol | ND | | ug/L | 9.3 | 3.0 | 0.93 | 395350 | 02/14/26 | 02/15/26 | ZFA |
| bis(2-Chloroethoxy)methane | ND | | ug/L | 9.3 | 3.4 | 0.93 | 395350 | 02/14/26 | 02/15/26 | ZFA |
| 2,4-Dichlorophenol | ND | | ug/L | 9.3 | 3.5 | 0.93 | 395350 | 02/14/26 | 02/15/26 | ZFA |
| 1,2,4-Trichlorobenzene | ND | | ug/L | 9.3 | 3.2 | 0.93 | 395350 | 02/14/26 | 02/15/26 | ZFA |
| 4-Chloroaniline | ND | | ug/L | 9.3 | 2.9 | 0.93 | 395350 | 02/14/26 | 02/15/26 | ZFA |
| Hexachlorobutadiene | ND | | ug/L | 9.3 | 2.1 | 0.93 | 395350 | 02/14/26 | 02/15/26 | ZFA |
| 4-Chloro-3-methylphenol | ND | | ug/L | 9.3 | 3.4 | 0.93 | 395350 | 02/14/26 | 02/15/26 | ZFA |
| 2-Methylnaphthalene | ND | | ug/L | 9.3 | 3.1 | 0.93 | 395350 | 02/14/26 | 02/15/26 | ZFA |
| Hexachlorocyclopentadiene | ND | | ug/L | 23 | 7.3 | 0.93 | 395350 | 02/14/26 | 02/15/26 | ZFA |
| 2,4,6-Trichlorophenol | ND | | ug/L | 9.3 | 3.8 | 0.93 | 395350 | 02/14/26 | 02/15/26 | ZFA |
| 2,4,5-Trichlorophenol | ND | | ug/L | 9.3 | 3.5 | 0.93 | 395350 | 02/14/26 | 02/15/26 | ZFA |
| 2-Chloronaphthalene | ND | | ug/L | 9.3 | 3.2 | 0.93 | 395350 | 02/14/26 | 02/15/26 | ZFA |
| 2-Nitroaniline | ND | | ug/L | 47 | 4.1 | 0.93 | 395350 | 02/14/26 | 02/15/26 | ZFA |
| Dimethylphthalate | ND | | ug/L | 9.3 | 3.2 | 0.93 | 395350 | 02/14/26 | 02/15/26 | ZFA |
| Acenaphthylene | ND | | ug/L | 9.3 | 3.6 | 0.93 | 395350 | 02/14/26 | 02/15/26 | ZFA |
| 2,6-Dinitrotoluene | ND | | ug/L | 9.3 | 4.1 | 0.93 | 395350 | 02/14/26 | 02/15/26 | ZFA |
| 3-Nitroaniline | ND | | ug/L | 9.3 | 3.7 | 0.93 | 395350 | 02/14/26 | 02/15/26 | ZFA |
| Acenaphthene | ND | | ug/L | 9.3 | 3.0 | 0.93 | 395350 | 02/14/26 | 02/15/26 | ZFA |
| 2,4-Dinitrophenol | ND | | ug/L | 47 | 14 | 0.93 | 395350 | 02/14/26 | 02/15/26 | ZFA |
| 4-Nitrophenol | ND | | ug/L | 47 | 7.9 | 0.93 | 395350 | 02/14/26 | 02/15/26 | ZFA |
| Dibenzofuran | ND | | ug/L | 9.3 | 3.0 | 0.93 | 395350 | 02/14/26 | 02/15/26 | ZFA |
| 2,4-Dinitrotoluene | ND | | ug/L | 9.3 | 4.0 | 0.93 | 395350 | 02/14/26 | 02/15/26 | ZFA |
| Diethylphthalate | ND | | ug/L | 9.3 | 2.7 | 0.93 | 395350 | 02/14/26 | 02/15/26 | ZFA |
| Fluorene | ND | | ug/L | 9.3 | 2.9 | 0.93 | 395350 | 02/14/26 | 02/15/26 | ZFA |
| 4-Chlorophenyl-phenylether | ND | | ug/L | 9.3 | 2.9 | 0.93 | 395350 | 02/14/26 | 02/15/26 | ZFA |
| 4-Nitroaniline | ND | | ug/L | 9.3 | 3.1 | 0.93 | 395350 | 02/14/26 | 02/15/26 | ZFA |
| 4,6-Dinitro-2-methylphenol | ND | | ug/L | 47 | 16 | 0.93 | 395350 | 02/14/26 | 02/15/26 | ZFA |
| N-Nitrosodiphenylamine | ND | | ug/L | 9.3 | 3.7 | 0.93 | 395350 | 02/14/26 | 02/15/26 | ZFA |
| 1,2-diphenylhydrazine (as azobenzene) | ND | | ug/L | 9.3 | 2.7 | 0.93 | 395350 | 02/14/26 | 02/15/26 | ZFA |
| 4-Bromophenyl-phenylether | ND | | ug/L | 9.3 | 3.1 | 0.93 | 395350 | 02/14/26 | 02/15/26 | ZFA |
| Hexachlorobenzene | ND | | ug/L | 9.3 | 2.8 | 0.93 | 395350 | 02/14/26 | 02/15/26 | ZFA |



Results for any subcontracted analyses are not included in this section.

ENTHALPY ANALYTICAL

# Analysis Results for 553152

| 553152-001 Analyte | Result | Qual | Units | RL | MDL | DF | Batch | Prepared | Analyzed | Chemist |
|---|---|---|---|---|---|---|---|---|---|---|
| Pentachlorophenol | ND | | ug/L | 23 | 5.3 | 0.93 | 395350 | 02/14/26 | 02/15/26 | ZFA |
| Phenanthrene | ND | | ug/L | 9.3 | 2.7 | 0.93 | 395350 | 02/14/26 | 02/15/26 | ZFA |
| Anthracene | ND | | ug/L | 9.3 | 2.6 | 0.93 | 395350 | 02/14/26 | 02/15/26 | ZFA |
| Di-n-butylphthalate | ND | | ug/L | 9.3 | 2.8 | 0.93 | 395350 | 02/14/26 | 02/15/26 | ZFA |
| Fluoranthene | ND | | ug/L | 9.3 | 2.6 | 0.93 | 395350 | 02/14/26 | 02/15/26 | ZFA |
| Benzidine | ND | | ug/L | 47 | 17 | 0.93 | 395350 | 02/14/26 | 02/15/26 | ZFA |
| Pyrene | ND | | ug/L | 9.3 | 2.5 | 0.93 | 395350 | 02/14/26 | 02/15/26 | ZFA |
| Butylbenzylphthalate | ND | | ug/L | 9.3 | 3.4 | 0.93 | 395350 | 02/14/26 | 02/15/26 | ZFA |
| 3,3'-Dichlorobenzidine | ND | | ug/L | 23 | 4.9 | 0.93 | 395350 | 02/14/26 | 02/15/26 | ZFA |
| Benzo(a)anthracene | ND | | ug/L | 9.3 | 2.2 | 0.93 | 395350 | 02/14/26 | 02/15/26 | ZFA |
| Chrysene | ND | | ug/L | 9.3 | 2.3 | 0.93 | 395350 | 02/14/26 | 02/15/26 | ZFA |
| bis(2-Ethylhexyl)phthalate | ND | | ug/L | 9.3 | 3.1 | 0.93 | 395350 | 02/14/26 | 02/15/26 | ZFA |
| Di-n-octylphthalate | ND | | ug/L | 9.3 | 4.4 | 0.93 | 395350 | 02/14/26 | 02/15/26 | ZFA |
| Benzo(b)fluoranthene | ND | | ug/L | 9.3 | 2.8 | 0.93 | 395350 | 02/14/26 | 02/15/26 | ZFA |
| Benzo(k)fluoranthene | ND | | ug/L | 9.3 | 2.9 | 0.93 | 395350 | 02/14/26 | 02/15/26 | ZFA |
| Benzo(a)pyrene | ND | | ug/L | 9.3 | 2.9 | 0.93 | 395350 | 02/14/26 | 02/15/26 | ZFA |
| Indeno(1,2,3-cd)pyrene | ND | | ug/L | 9.3 | 4.0 | 0.93 | 395350 | 02/14/26 | 02/15/26 | ZFA |
| Dibenz(a,h)anthracene | ND | | ug/L | 9.3 | 3.9 | 0.93 | 395350 | 02/14/26 | 02/15/26 | ZFA |
| Benzo(g,h,i)perylene | ND | | ug/L | 9.3 | 3.9 | 0.93 | 395350 | 02/14/26 | 02/15/26 | ZFA |
| **Surrogates** | | | | **Limits** | | | | | | |
| 2-Fluorophenol | 29% | | %REC | 15-120 | | 0.93 | 395350 | 02/14/26 | 02/15/26 | ZFA |
| Phenol-d6 | 23% | | %REC | 15-120 | | 0.93 | 395350 | 02/14/26 | 02/15/26 | ZFA |
| 2,4,6-Tribromophenol | 64% | | %REC | 15-140 | | 0.93 | 395350 | 02/14/26 | 02/15/26 | ZFA |
| Nitrobenzene-d5 | 57% | | %REC | 15-123 | | 0.93 | 395350 | 02/14/26 | 02/15/26 | ZFA |
| 2-Fluorobiphenyl | 49% | | %REC | 15-120 | | 0.93 | 395350 | 02/14/26 | 02/15/26 | ZFA |
| Terphenyl-d14 | 69% | | %REC | 15-120 | | 0.93 | 395350 | 02/14/26 | 02/15/26 | ZFA |
| Method: SM 4500-CN-E<br>Prep Method: METHOD | | | | | | | | | | |
| Cyanide | ND | | mg/L | 0.0050 | 0.0017 | 0.5 | 395383 | 02/14/26 | 02/17/26 | JAK |
| Method: SM 4500-S2-D<br>Prep Method: METHOD | | | | | | | | | | |
| Sulfide | ND | | mg/L | 0.10 | | 1 | 395371 | 02/13/26 | 02/13/26 | TXC |
| Method: SM 5310B<br>Prep Method: SM 5310B | | | | | | | | | | |
| Total Organic Carbon | **30** | | mg/L | 1.0 | 0.49 | 1 | 395353 | 02/13/26 | 02/13/26 | ARM |
| Method: SM 9221B<br>Prep Method: METHOD | | | | | | | | | | |
| Coliform, Total | **>1,600** | | MPN/100ml | 1.8 | | 1 | 395389 | 02/13/26 16:43 | 02/15/26 14:41 | BLV |
| Method: SM 9221F | | | | | | | | | | |
| Coliform, E. Coli | **240** | | MPN/100ml | 1.8 | | 1 | 395389 | 02/13/26 16:43 | 02/15/26 14:41 | BLV |
| Method: SM2130B | | | | | | | | | | |
| Turbidity | **120** | | NTU | 0.20 | 0.12 | 1 | 395367 | 02/13/26 19:24 | 02/13/26 19:24 | CDR |
| Method: SM2320B<br>Prep Method: METHOD | | | | | | | | | | |
| Bicarbonate | **140** | | mg/L | 6.0 | | 2.5 | 395344 | 02/13/26 | 02/13/26 | WWC |
| Alkalinity, Total as CaCO3 | **130** | | mg/L | 5.0 | | 2.5 | 395344 | 02/13/26 | 02/13/26 | WWC |
| Method: SM2510B<br>Prep Method: METHOD | | | | | | | | | | |



Results for any subcontracted analyses are not included in this section.

# Analysis Results for 553152

| 553152-001 Analyte | Result | Qual | Units | RL | MDL | DF | Batch | Prepared | Analyzed | Chemist |
|---|---|---|---|---|---|---|---|---|---|---|
| Specific Conductance | **770** | | umhos/cm | 1.0 | | 1 | 395357 | 02/13/26 | 02/13/26 | CDR |
| Method: SM2540C<br>Prep Method: METHOD | | | | | | | | | | |
| Total Dissolved Solids | **570** | | mg/L | 20 | | 2 | 395339 | 02/13/26 | 02/15/26 | CDR |
| Method: SM2540D<br>Prep Method: METHOD | | | | | | | | | | |
| Total Suspended Solids | **100** | | mg/L | 0.5 | | 1 | 395360 | 02/13/26 | 02/14/26 | CKN |
| Method: SM5210B<br>Prep Method: METHOD | | | | | | | | | | |
| Biochemical Oxygen Demand | **12** | BOD5 | mg/L | 3.0 | | 1 | 395347 | 02/13/26 15:52 | 02/18/26 15:53 | AAB |
| Method: SM5220D<br>Prep Method: SM 5220D | | | | | | | | | | |
| Chemical Oxygen Demand | **80** | | mg/L | 4.0 | 2.0 | 1 | 395376 | 02/14/26 | 02/14/26 | ARM |



Results for any subcontracted analyses are not included in this section.

ENTHALPY ANALYTICAL

# Analysis Results for 553152

| Sample ID: | Lab ID: 553152-002 | Collected: 02/13/26 09:16 |
|---|---|---|
| SOUTH BASIN - S CENTRAL | Matrix: Water | |

| 553152-002 Analyte | Result | Qual | Units | RL | MDL | DF | Batch | Prepared | Analyzed | Chemist |
|---|---|---|---|---|---|---|---|---|---|---|
| Method: EPA 1664A<br>Prep Method: METHOD | | | | | | | | | | |
| Total Oil and Grease | ND | | mg/L | 5.0 | 0.96 | 0.99 | 395420 | 02/15/26 | 02/15/26 | JAG |
| Method: EPA 200.7<br>Prep Method: EPA 3015A | | | | | | | | | | |
| Calcium | **100** | | mg/L | 0.10 | 0.022 | 1 | 395362 | 02/13/26 | 02/14/26 | TWJ |
| Iron | **23** | | mg/L | 0.050 | 0.017 | 1 | 395362 | 02/13/26 | 02/15/26 | TWJ |
| Magnesium | **19** | | mg/L | 0.10 | 0.010 | 1 | 395362 | 02/13/26 | 02/14/26 | TWJ |
| Potassium | **22** | | mg/L | 0.50 | 0.15 | 1 | 395362 | 02/13/26 | 02/14/26 | TWJ |
| Sodium | **83** | | mg/L | 0.50 | 0.017 | 1 | 395362 | 02/13/26 | 02/14/26 | TWJ |
| Method: EPA 200.8<br>Prep Method: EPA 3015A | | | | | | | | | | |
| Antimony | **1.7** | J | ug/L | 2.0 | 1.0 | 1 | 395413 | 02/14/26 | 02/15/26 | KCD |
| Arsenic | **12** | | ug/L | 2.0 | 0.27 | 1 | 395413 | 02/14/26 | 02/15/26 | KCD |
| Barium | **230** | | ug/L | 5.0 | 0.44 | 1 | 395413 | 02/14/26 | 02/15/26 | KCD |
| Beryllium | **1.1** | | ug/L | 1.0 | 0.083 | 1 | 395413 | 02/14/26 | 02/15/26 | KCD |
| Boron | **320** | | ug/L | 50 | 38 | 5 | 395413 | 02/14/26 | 02/15/26 | KCD |
| Cadmium | **0.40** | J | ug/L | 1.0 | 0.072 | 1 | 395413 | 02/14/26 | 02/15/26 | KCD |
| Chromium | **23** | | ug/L | 5.0 | 0.43 | 1 | 395413 | 02/14/26 | 02/15/26 | KCD |
| Cobalt | **12** | | ug/L | 1.0 | 0.090 | 1 | 395413 | 02/14/26 | 02/15/26 | KCD |
| Copper | **35** | | ug/L | 3.0 | 0.96 | 1 | 395413 | 02/14/26 | 02/15/26 | KCD |
| Lead | **20** | | ug/L | 5.0 | 0.23 | 1 | 395413 | 02/14/26 | 02/15/26 | KCD |
| Manganese | **410** | | ug/L | 10 | 3.8 | 1 | 395413 | 02/14/26 | 02/15/26 | KCD |
| Nickel | **23** | | ug/L | 5.0 | 1.3 | 1 | 395413 | 02/14/26 | 02/15/26 | KCD |
| Selenium | **5.3** | | ug/L | 4.0 | 1.9 | 1 | 395413 | 02/14/26 | 02/15/26 | KCD |
| Silver | ND | | ug/L | 5.0 | 0.37 | 1 | 395413 | 02/14/26 | 02/15/26 | KCD |
| Thallium | ND | | ug/L | 1.0 | 0.25 | 1 | 395413 | 02/14/26 | 02/15/26 | KCD |
| Tin | ND | | ug/L | 5.0 | 1.5 | 1 | 395413 | 02/14/26 | 02/15/26 | KCD |
| Vanadium | **47** | | ug/L | 5.0 | 0.36 | 1 | 395413 | 02/14/26 | 02/15/26 | KCD |
| Zinc | **110** | | ug/L | 10 | 7.6 | 1 | 395413 | 02/14/26 | 02/15/26 | KCD |
| Method: EPA 245.1<br>Prep Method: EPA 245.1 | | | | | | | | | | |
| Mercury | **0.12** | J | ug/L | 0.40 | 0.091 | 1 | 395394 | 02/14/26 | 02/14/26 | KCD |
| Method: EPA 300.0<br>Prep Method: METHOD | | | | | | | | | | |
| Fluoride | **0.25** | | mg/L | 0.20 | 0.059 | 1 | 395327 | 02/13/26 16:20 | 02/14/26 00:51 | KUM |
| Chloride | **44** | | mg/L | 1.0 | 0.26 | 1 | 395327 | 02/13/26 16:20 | 02/14/26 00:51 | KUM |
| Nitrogen, Nitrite | **0.03** | J | mg/L | 0.10 | 0.02 | 1 | 395327 | 02/13/26 16:20 | 02/14/26 00:51 | KUM |
| Bromide | **0.12** | J | mg/L | 0.30 | 0.061 | 1 | 395327 | 02/13/26 16:20 | 02/14/26 00:51 | KUM |
| Nitrogen, Nitrate | **0.23** | | mg/L | 0.10 | 0.05 | 1 | 395327 | 02/13/26 16:20 | 02/14/26 00:51 | KUM |
| Sulfate | **200** | | mg/L | 10 | 1.8 | 10 | 395327 | 02/13/26 16:20 | 02/14/26 01:14 | KUM |



Results for any subcontracted analyses are not included in this section.

ENTHALPY ANALYTICAL

# Analysis Results for 553152

| 553152-002 Analyte | Result | Qual | Units | RL | MDL | DF | Batch | Prepared | Analyzed | Chemist |
|---|---|---|---|---|---|---|---|---|---|---|
| Method: EPA 350.1<br>Prep Method: METHOD | | | | | | | | | | |
| Ammonia-N | **0.18** | | mg/L | 0.10 | 0.068 | 1 | 395384 | 02/14/26 | 02/17/26 | JAK |
| Method: EPA 420.1<br>Prep Method: METHOD | | | | | | | | | | |
| Total Phenolics | ND | | mg/L | 0.010 | 0.0056 | 1 | 395317 | 02/13/26 | 02/13/26 | LVL |
| Method: EPA 625.1<br>Prep Method: EPA 3510C | | | | | | | | | | |
| a-Terpineol | ND | | ug/L | 9.4 | 1.9 | 0.94 | 395350 | 02/14/26 | 02/14/26 | ZFA |
| Benzoic acid | ND | | ug/L | 47 | 10 | 0.94 | 395350 | 02/14/26 | 02/15/26 | ZFA |
| 2-Methylphenol | ND | | ug/L | 9.4 | 3.1 | 0.94 | 395350 | 02/14/26 | 02/15/26 | ZFA |
| Pyridine | ND | | ug/L | 9.4 | 2.7 | 0.94 | 395350 | 02/14/26 | 02/15/26 | ZFA |
| Phenol | ND | | ug/L | 9.4 | 2.0 | 0.94 | 395350 | 02/14/26 | 02/15/26 | ZFA |
| Naphthalene | ND | | ug/L | 9.4 | 3.4 | 0.94 | 395350 | 02/14/26 | 02/15/26 | ZFA |
| 3-,4-Methylphenol | ND | | ug/L | 9.4 | 2.8 | 0.94 | 395350 | 02/14/26 | 02/15/26 | ZFA |
| Cresol | ND | | ug/L | 9.4 | | 0.94 | 395350 | 02/14/26 | 02/15/26 | ZFA |
| **Surrogates** | | | | **Limits** | | | | | | |
| 2-Fluorophenol | 28% | * | %REC | 36-95 | | 0.94 | 395350 | 02/14/26 | 02/15/26 | ZFA |
| Phenol-d6 | 23% | * | %REC | 28-82 | | 0.94 | 395350 | 02/14/26 | 02/15/26 | ZFA |
| 2,4,6-Tribromophenol | 62% | | %REC | 61-140 | | 0.94 | 395350 | 02/14/26 | 02/15/26 | ZFA |
| Nitrobenzene-d5 | 54% | | %REC | 48-123 | | 0.94 | 395350 | 02/14/26 | 02/15/26 | ZFA |
| 2-Fluorobiphenyl | 48% | * | %REC | 51-105 | | 0.94 | 395350 | 02/14/26 | 02/15/26 | ZFA |
| Terphenyl-d14 | 68% | | %REC | 65-117 | | 0.94 | 395350 | 02/14/26 | 02/15/26 | ZFA |
| Method: EPA 8081A<br>Prep Method: EPA 3510C | | | | | | | | | | |
| alpha-BHC | ND | | ug/L | 0.05 | 0.009 | 0.94 | 395405 | 02/14/26 | 02/14/26 | HQN |
| beta-BHC | ND | | ug/L | 0.05 | 0.01 | 0.94 | 395405 | 02/14/26 | 02/14/26 | HQN |
| gamma-BHC | ND | | ug/L | 0.05 | 0.008 | 0.94 | 395405 | 02/14/26 | 02/14/26 | HQN |
| delta-BHC | ND | | ug/L | 0.05 | 0.01 | 0.94 | 395405 | 02/14/26 | 02/14/26 | HQN |
| Heptachlor | ND | | ug/L | 0.05 | 0.01 | 0.94 | 395405 | 02/14/26 | 02/14/26 | HQN |
| Aldrin | ND | | ug/L | 0.05 | 0.01 | 0.94 | 395405 | 02/14/26 | 02/14/26 | HQN |
| Heptachlor epoxide | ND | | ug/L | 0.05 | 0.009 | 0.94 | 395405 | 02/14/26 | 02/14/26 | HQN |
| Endosulfan I | ND | | ug/L | 0.05 | 0.01 | 0.94 | 395405 | 02/14/26 | 02/14/26 | HQN |
| Dieldrin | ND | | ug/L | 0.09 | 0.01 | 0.94 | 395405 | 02/14/26 | 02/14/26 | HQN |
| 4,4'-DDE | ND | | ug/L | 0.09 | 0.01 | 0.94 | 395405 | 02/14/26 | 02/14/26 | HQN |
| Endrin | ND | | ug/L | 0.09 | 0.01 | 0.94 | 395405 | 02/14/26 | 02/14/26 | HQN |
| Endosulfan II | ND | | ug/L | 0.09 | 0.02 | 0.94 | 395405 | 02/14/26 | 02/14/26 | HQN |
| Endosulfan sulfate | ND | | ug/L | 0.09 | 0.01 | 0.94 | 395405 | 02/14/26 | 02/14/26 | HQN |
| 4,4'-DDD | ND | | ug/L | 0.09 | 0.01 | 0.94 | 395405 | 02/14/26 | 02/14/26 | HQN |
| Endrin aldehyde | ND | | ug/L | 0.09 | 0.02 | 0.94 | 395405 | 02/14/26 | 02/14/26 | HQN |
| Endrin ketone | ND | | ug/L | 0.09 | 0.02 | 0.94 | 395405 | 02/14/26 | 02/14/26 | HQN |
| 4,4'-DDT | ND | | ug/L | 0.09 | 0.03 | 0.94 | 395405 | 02/14/26 | 02/14/26 | HQN |
| Methoxychlor | ND | | ug/L | 0.09 | 0.03 | 0.94 | 395405 | 02/14/26 | 02/14/26 | HQN |
| Toxaphene | ND | | ug/L | 1.9 | 0.4 | 0.94 | 395405 | 02/14/26 | 02/14/26 | HQN |
| Chlordane (Technical) | ND | | ug/L | 0.9 | 0.2 | 0.94 | 395405 | 02/14/26 | 02/14/26 | HQN |
| **Surrogates** | | | | **Limits** | | | | | | |
| TCMX | 74% | | %REC | 29-120 | | 0.94 | 395405 | 02/14/26 | 02/14/26 | HQN |
| Decachlorobiphenyl | 76% | | %REC | 33-132 | | 0.94 | 395405 | 02/14/26 | 02/14/26 | HQN |
| Method: EPA 8082<br>Prep Method: EPA 3510C | | | | | | | | | | |
| Aroclor-1016 | ND | | ug/L | 0.47 | 0.29 | 0.94 | 395405 | 02/14/26 | 02/14/26 | HQN |



Results for any subcontracted analyses are not included in this section.

ENTHALPY ANALYTICAL

# Analysis Results for 553152

| 553152-002 Analyte | Result | Qual | Units | RL | MDL | DF | Batch | Prepared | Analyzed | Chemist |
|---|---|---|---|---|---|---|---|---|---|---|
| Aroclor-1221 | ND | | ug/L | 0.47 | 0.44 | 0.94 | 395405 | 02/14/26 | 02/14/26 | HQN |
| Aroclor-1232 | ND | | ug/L | 0.47 | 0.26 | 0.94 | 395405 | 02/14/26 | 02/14/26 | HQN |
| Aroclor-1242 | ND | | ug/L | 0.47 | 0.27 | 0.94 | 395405 | 02/14/26 | 02/14/26 | HQN |
| Aroclor-1248 | ND | | ug/L | 0.47 | 0.22 | 0.94 | 395405 | 02/14/26 | 02/14/26 | HQN |
| Aroclor-1254 | ND | | ug/L | 0.47 | 0.25 | 0.94 | 395405 | 02/14/26 | 02/14/26 | HQN |
| Aroclor-1260 | ND | | ug/L | 0.47 | 0.31 | 0.94 | 395405 | 02/14/26 | 02/14/26 | HQN |
| Aroclor-1262 | ND | | ug/L | 0.47 | 0.28 | 0.94 | 395405 | 02/14/26 | 02/14/26 | HQN |
| Aroclor-1268 | ND | | ug/L | 0.47 | 0.24 | 0.94 | 395405 | 02/14/26 | 02/14/26 | HQN |
| **Surrogates** | | | | **Limits** | | | | | | |
| Decachlorobiphenyl (PCB) | 63% | | %REC | 28-138 | | 0.94 | 395405 | 02/14/26 | 02/14/26 | HQN |
| Method: EPA 8260B<br>Prep Method: EPA 5030B | | | | | | | | | | |
| Carbon Disulfide | ND | | ug/L | 5.0 | 0.2 | 1 | 395299 | 02/13/26 | 02/13/26 | LYZ |
| Chloroprene | ND | | ug/L | 200 | 0.4 | 1 | 395299 | 02/13/26 | 02/13/26 | LYZ |
| 3-Chloropropene | ND | | ug/L | 5.0 | 0.3 | 1 | 395299 | 02/13/26 | 02/13/26 | LYZ |
| Ethyl methacrylate | ND | | ug/L | 50 | 2.1 | 1 | 395299 | 02/13/26 | 02/13/26 | LYZ |
| Ethanol | ND | | ug/L | 500 | 110 | 1 | 395299 | 02/13/26 | 02/13/26 | LYZ |
| 2-Hexanone | ND | | ug/L | 5.0 | 1.1 | 1 | 395299 | 02/13/26 | 02/13/26 | LYZ |
| Isopropanol (IPA) | ND | | ug/L | 200 | 52 | 1 | 395299 | 02/13/26 | 02/13/26 | LYZ |
| Methyl acrylonitrile | ND | | ug/L | 35 | 3.7 | 1 | 395299 | 02/13/26 | 02/13/26 | LYZ |
| Vinyl Acetate | ND | | ug/L | 50 | 15 | 1 | 395299 | 02/13/26 | 02/13/26 | LYZ |
| Acrolein | ND | | ug/L | 200 | 2.7 | 1 | 395299 | 02/13/26 | 02/13/26 | LYZ |
| Acrylonitrile | ND | | ug/L | 10 | 0.7 | 1 | 395299 | 02/13/26 | 02/13/26 | LYZ |
| Freon 12 | ND | | ug/L | 5.0 | 0.1 | 1 | 395299 | 02/13/26 | 02/13/26 | LYZ |
| Chloromethane | ND | | ug/L | 5.0 | 0.2 | 1 | 395299 | 02/13/26 | 02/13/26 | LYZ |
| Vinyl Chloride | ND | | ug/L | 5.0 | 0.1 | 1 | 395299 | 02/13/26 | 02/13/26 | LYZ |
| Bromomethane | ND | | ug/L | 5.0 | 0.2 | 1 | 395299 | 02/13/26 | 02/13/26 | LYZ |
| Chloroethane | ND | | ug/L | 5.0 | 0.1 | 1 | 395299 | 02/13/26 | 02/13/26 | LYZ |
| Trichlorofluoromethane | ND | | ug/L | 5.0 | 0.06 | 1 | 395299 | 02/13/26 | 02/13/26 | LYZ |
| Iodomethane | ND | | ug/L | 5.0 | | 1 | 395299 | 02/13/26 | 02/13/26 | LYZ |
| Acetone | ND | | ug/L | 100 | 5.0 | 1 | 395299 | 02/13/26 | 02/13/26 | LYZ |
| Freon 113 | ND | | ug/L | 5.0 | 0.1 | 1 | 395299 | 02/13/26 | 02/13/26 | LYZ |
| 1,1-Dichloroethene | ND | | ug/L | 5.0 | 0.08 | 1 | 395299 | 02/13/26 | 02/13/26 | LYZ |
| Methylene Chloride | ND | | ug/L | 10 | 0.2 | 1 | 395299 | 02/13/26 | 02/13/26 | LYZ |
| MTBE | ND | | ug/L | 5.0 | 0.09 | 1 | 395299 | 02/13/26 | 02/13/26 | LYZ |
| trans-1,2-Dichloroethene | ND | | ug/L | 5.0 | 0.1 | 1 | 395299 | 02/13/26 | 02/13/26 | LYZ |
| 1,1-Dichloroethane | ND | | ug/L | 5.0 | 0.1 | 1 | 395299 | 02/13/26 | 02/13/26 | LYZ |
| 2-Butanone | ND | | ug/L | 10 | 1.5 | 1 | 395299 | 02/13/26 | 02/13/26 | LYZ |
| cis-1,2-Dichloroethene | ND | | ug/L | 5.0 | 0.09 | 1 | 395299 | 02/13/26 | 02/13/26 | LYZ |
| 2,2-Dichloropropane | ND | | ug/L | 5.0 | 0.1 | 1 | 395299 | 02/13/26 | 02/13/26 | LYZ |
| Chloroform | ND | | ug/L | 5.0 | 0.08 | 1 | 395299 | 02/13/26 | 02/13/26 | LYZ |
| Bromochloromethane | ND | | ug/L | 5.0 | 0.2 | 1 | 395299 | 02/13/26 | 02/13/26 | LYZ |
| 1,1,1-Trichloroethane | ND | | ug/L | 5.0 | 0.09 | 1 | 395299 | 02/13/26 | 02/13/26 | LYZ |
| 1,1-Dichloropropene | ND | | ug/L | 5.0 | 0.08 | 1 | 395299 | 02/13/26 | 02/13/26 | LYZ |
| Carbon Tetrachloride | ND | | ug/L | 5.0 | 0.06 | 1 | 395299 | 02/13/26 | 02/13/26 | LYZ |
| 1,2-Dichloroethane | ND | | ug/L | 5.0 | 0.1 | 1 | 395299 | 02/13/26 | 02/13/26 | LYZ |
| Benzene | ND | | ug/L | 1.0 | 0.1 | 1 | 395299 | 02/13/26 | 02/13/26 | LYZ |
| Trichloroethene | ND | | ug/L | 5.0 | 0.1 | 1 | 395299 | 02/13/26 | 02/13/26 | LYZ |
| 1,2-Dichloropropane | ND | | ug/L | 5.0 | 0.1 | 1 | 395299 | 02/13/26 | 02/13/26 | LYZ |
| Bromodichloromethane | ND | | ug/L | 5.0 | 0.09 | 1 | 395299 | 02/13/26 | 02/13/26 | LYZ |
| Dibromomethane | ND | | ug/L | 5.0 | 0.1 | 1 | 395299 | 02/13/26 | 02/13/26 | LYZ |
| 4-Methyl-2-Pentanone | ND | | ug/L | 5.0 | 1.0 | 1 | 395299 | 02/13/26 | 02/13/26 | LYZ |



Results for any subcontracted analyses are not included in this section.

ENTHALPY ANALYTICAL

# Analysis Results for 553152

| 553152-002 Analyte | Result | Qual | Units | RL | MDL | DF | Batch | Prepared | Analyzed | Chemist |
|---|---|---|---|---|---|---|---|---|---|---|
| cis-1,3-Dichloropropene | ND | | ug/L | 5.0 | 0.3 | 1 | 395299 | 02/13/26 | 02/13/26 | LYZ |
| Toluene | ND | | ug/L | 5.0 | 0.2 | 1 | 395299 | 02/13/26 | 02/13/26 | LYZ |
| trans-1,3-Dichloropropene | ND | | ug/L | 5.0 | 0.3 | 1 | 395299 | 02/13/26 | 02/13/26 | LYZ |
| 1,1,2-Trichloroethane | ND | | ug/L | 5.0 | 0.2 | 1 | 395299 | 02/13/26 | 02/13/26 | LYZ |
| 1,3-Dichloropropane | ND | | ug/L | 5.0 | 0.1 | 1 | 395299 | 02/13/26 | 02/13/26 | LYZ |
| Tetrachloroethene | ND | | ug/L | 5.0 | 0.1 | 1 | 395299 | 02/13/26 | 02/13/26 | LYZ |
| Dibromochloromethane | ND | | ug/L | 5.0 | 0.08 | 1 | 395299 | 02/13/26 | 02/13/26 | LYZ |
| 1,2-Dibromoethane | ND | | ug/L | 5.0 | 0.2 | 1 | 395299 | 02/13/26 | 02/13/26 | LYZ |
| Chlorobenzene | ND | | ug/L | 5.0 | 0.1 | 1 | 395299 | 02/13/26 | 02/13/26 | LYZ |
| 1,1,1,2-Tetrachloroethane | ND | | ug/L | 5.0 | 0.08 | 1 | 395299 | 02/13/26 | 02/13/26 | LYZ |
| Ethylbenzene | ND | | ug/L | 5.0 | 0.09 | 1 | 395299 | 02/13/26 | 02/13/26 | LYZ |
| m,p-Xylenes | ND | | ug/L | 5.0 | 0.2 | 1 | 395299 | 02/13/26 | 02/13/26 | LYZ |
| o-Xylene | ND | | ug/L | 5.0 | 0.1 | 1 | 395299 | 02/13/26 | 02/13/26 | LYZ |
| Styrene | ND | | ug/L | 5.0 | 0.08 | 1 | 395299 | 02/13/26 | 02/13/26 | LYZ |
| Bromoform | ND | | ug/L | 5.0 | 0.08 | 1 | 395299 | 02/13/26 | 02/13/26 | LYZ |
| Isopropylbenzene | ND | | ug/L | 5.0 | 0.1 | 1 | 395299 | 02/13/26 | 02/13/26 | LYZ |
| 1,1,2,2-Tetrachloroethane | ND | | ug/L | 5.0 | 0.2 | 1 | 395299 | 02/13/26 | 02/13/26 | LYZ |
| 1,2,3-Trichloropropane | ND | | ug/L | 5.0 | 0.2 | 1 | 395299 | 02/13/26 | 02/13/26 | LYZ |
| Propylbenzene | ND | | ug/L | 5.0 | 0.1 | 1 | 395299 | 02/13/26 | 02/13/26 | LYZ |
| Bromobenzene | ND | | ug/L | 5.0 | 0.09 | 1 | 395299 | 02/13/26 | 02/13/26 | LYZ |
| 1,3,5-Trimethylbenzene | ND | | ug/L | 5.0 | 0.1 | 1 | 395299 | 02/13/26 | 02/13/26 | LYZ |
| 2-Chlorotoluene | ND | | ug/L | 5.0 | 0.1 | 1 | 395299 | 02/13/26 | 02/13/26 | LYZ |
| 4-Chlorotoluene | ND | | ug/L | 5.0 | 0.1 | 1 | 395299 | 02/13/26 | 02/13/26 | LYZ |
| tert-Butylbenzene | ND | | ug/L | 5.0 | 0.1 | 1 | 395299 | 02/13/26 | 02/13/26 | LYZ |
| 1,2,4-Trimethylbenzene | ND | | ug/L | 5.0 | 0.1 | 1 | 395299 | 02/13/26 | 02/13/26 | LYZ |
| sec-Butylbenzene | ND | | ug/L | 5.0 | 0.1 | 1 | 395299 | 02/13/26 | 02/13/26 | LYZ |
| para-Isopropyl Toluene | ND | | ug/L | 5.0 | 0.1 | 1 | 395299 | 02/13/26 | 02/13/26 | LYZ |
| 1,3-Dichlorobenzene | ND | | ug/L | 5.0 | 0.1 | 1 | 395299 | 02/13/26 | 02/13/26 | LYZ |
| 1,4-Dichlorobenzene | ND | | ug/L | 5.0 | 0.2 | 1 | 395299 | 02/13/26 | 02/13/26 | LYZ |
| n-Butylbenzene | ND | | ug/L | 5.0 | 0.1 | 1 | 395299 | 02/13/26 | 02/13/26 | LYZ |
| 1,2-Dichlorobenzene | ND | | ug/L | 5.0 | 0.09 | 1 | 395299 | 02/13/26 | 02/13/26 | LYZ |
| 1,2-Dibromo-3-Chloropropane | ND | | ug/L | 5.0 | 0.5 | 1 | 395299 | 02/13/26 | 02/13/26 | LYZ |
| 1,2,4-Trichlorobenzene | ND | | ug/L | 5.0 | 0.2 | 1 | 395299 | 02/13/26 | 02/13/26 | LYZ |
| Hexachlorobutadiene | ND | | ug/L | 5.0 | 0.2 | 1 | 395299 | 02/13/26 | 02/13/26 | LYZ |
| 1,2,3-Trichlorobenzene | ND | | ug/L | 5.0 | 0.1 | 1 | 395299 | 02/13/26 | 02/13/26 | LYZ |
| cis-1,4-Dichloro-2-butene | ND | | ug/L | 5.0 | 0.4 | 1 | 395299 | 02/13/26 | 02/13/26 | LYZ |
| trans-1,4-Dichloro-2-butene | ND | | ug/L | 5.0 | 0.4 | 1 | 395299 | 02/13/26 | 02/13/26 | LYZ |
| Xylene (total) | ND | | ug/L | 5.0 | | 1 | 395299 | 02/13/26 | 02/13/26 | LYZ |
| **Surrogates** | | | | **Limits** | | | | | | |
| Dibromofluoromethane | 117% | | %REC | 70-130 | | 1 | 395299 | 02/13/26 | 02/13/26 | LYZ |
| 1,2-Dichloroethane-d4 | 113% | | %REC | 70-130 | | 1 | 395299 | 02/13/26 | 02/13/26 | LYZ |
| Toluene-d8 | 97% | | %REC | 70-130 | | 1 | 395299 | 02/13/26 | 02/13/26 | LYZ |
| Bromofluorobenzene | 95% | | %REC | 70-130 | | 1 | 395299 | 02/13/26 | 02/13/26 | LYZ |
| Method: EPA 8270C-SIM<br>Prep Method: EPA 3535 | | | | | | | | | | |
| 1,4-Dioxane | **2.0** | | ug/L | 1.0 | 0.84 | 1 | 395408 | 02/14/26 | 02/15/26 | ZFA |
| **Surrogates** | | | | **Limits** | | | | | | |
| 1,4-Dioxane-d8 (SUR) | 97% | | %REC | 80-120 | | 1 | 395408 | 02/14/26 | 02/15/26 | ZFA |
| Method: EPA 8270E<br>Prep Method: EPA 3510C | | | | | | | | | | |



Results for any subcontracted analyses are not included in this section.

ENTHALPY ANALYTICAL

# Analysis Results for 553152

| 553152-002 Analyte | Result | Qual | Units | RL | MDL | DF | Batch | Prepared | Analyzed | Chemist |
|---|---|---|---|---|---|---|---|---|---|---|
| Carbazole | ND | | ug/L | 9.4 | 2.6 | 0.94 | 395350 | 02/14/26 | 02/15/26 | ZFA |
| N-Nitrosodimethylamine | ND | | ug/L | 9.4 | 2.7 | 0.94 | 395350 | 02/14/26 | 02/15/26 | ZFA |
| Aniline | ND | | ug/L | 9.4 | 2.7 | 0.94 | 395350 | 02/14/26 | 02/15/26 | ZFA |
| bis(2-Chloroethyl)ether | ND | | ug/L | 24 | 3.5 | 0.94 | 395350 | 02/14/26 | 02/15/26 | ZFA |
| 2-Chlorophenol | ND | | ug/L | 9.4 | 3.4 | 0.94 | 395350 | 02/14/26 | 02/15/26 | ZFA |
| 1,3-Dichlorobenzene | ND | | ug/L | 9.4 | 3.1 | 0.94 | 395350 | 02/14/26 | 02/15/26 | ZFA |
| 1,4-Dichlorobenzene | ND | | ug/L | 9.4 | 3.2 | 0.94 | 395350 | 02/14/26 | 02/15/26 | ZFA |
| Benzyl alcohol | ND | | ug/L | 24 | 5.4 | 0.94 | 395350 | 02/14/26 | 02/15/26 | ZFA |
| 1,2-Dichlorobenzene | ND | | ug/L | 9.4 | 3.1 | 0.94 | 395350 | 02/14/26 | 02/15/26 | ZFA |
| bis(2-Chloroisopropyl) ether | ND | | ug/L | 9.4 | 3.6 | 0.94 | 395350 | 02/14/26 | 02/15/26 | ZFA |
| N-Nitroso-di-n-propylamine | ND | | ug/L | 9.4 | 3.6 | 0.94 | 395350 | 02/14/26 | 02/15/26 | ZFA |
| Hexachloroethane | ND | | ug/L | 9.4 | 2.8 | 0.94 | 395350 | 02/14/26 | 02/15/26 | ZFA |
| Nitrobenzene | ND | | ug/L | 24 | 7.9 | 0.94 | 395350 | 02/14/26 | 02/15/26 | ZFA |
| Isophorone | ND | | ug/L | 9.4 | 3.5 | 0.94 | 395350 | 02/14/26 | 02/15/26 | ZFA |
| 2-Nitrophenol | ND | | ug/L | 9.4 | 5.1 | 0.94 | 395350 | 02/14/26 | 02/15/26 | ZFA |
| 2,4-Dimethylphenol | ND | | ug/L | 9.4 | 3.1 | 0.94 | 395350 | 02/14/26 | 02/15/26 | ZFA |
| bis(2-Chloroethoxy)methane | ND | | ug/L | 9.4 | 3.5 | 0.94 | 395350 | 02/14/26 | 02/15/26 | ZFA |
| 2,4-Dichlorophenol | ND | | ug/L | 9.4 | 3.5 | 0.94 | 395350 | 02/14/26 | 02/15/26 | ZFA |
| 1,2,4-Trichlorobenzene | ND | | ug/L | 9.4 | 3.2 | 0.94 | 395350 | 02/14/26 | 02/15/26 | ZFA |
| 4-Chloroaniline | ND | | ug/L | 9.4 | 2.9 | 0.94 | 395350 | 02/14/26 | 02/15/26 | ZFA |
| Hexachlorobutadiene | ND | | ug/L | 9.4 | 2.1 | 0.94 | 395350 | 02/14/26 | 02/15/26 | ZFA |
| 4-Chloro-3-methylphenol | ND | | ug/L | 9.4 | 3.4 | 0.94 | 395350 | 02/14/26 | 02/15/26 | ZFA |
| 2-Methylnaphthalene | ND | | ug/L | 9.4 | 3.2 | 0.94 | 395350 | 02/14/26 | 02/15/26 | ZFA |
| Hexachlorocyclopentadiene | ND | | ug/L | 24 | 7.4 | 0.94 | 395350 | 02/14/26 | 02/15/26 | ZFA |
| 2,4,6-Trichlorophenol | ND | | ug/L | 9.4 | 3.8 | 0.94 | 395350 | 02/14/26 | 02/15/26 | ZFA |
| 2,4,5-Trichlorophenol | ND | | ug/L | 9.4 | 3.5 | 0.94 | 395350 | 02/14/26 | 02/15/26 | ZFA |
| 2-Chloronaphthalene | ND | | ug/L | 9.4 | 3.2 | 0.94 | 395350 | 02/14/26 | 02/15/26 | ZFA |
| 2-Nitroaniline | ND | | ug/L | 47 | 4.1 | 0.94 | 395350 | 02/14/26 | 02/15/26 | ZFA |
| Dimethylphthalate | ND | | ug/L | 9.4 | 3.2 | 0.94 | 395350 | 02/14/26 | 02/15/26 | ZFA |
| Acenaphthylene | ND | | ug/L | 9.4 | 3.6 | 0.94 | 395350 | 02/14/26 | 02/15/26 | ZFA |
| 2,6-Dinitrotoluene | ND | | ug/L | 9.4 | 4.2 | 0.94 | 395350 | 02/14/26 | 02/15/26 | ZFA |
| 3-Nitroaniline | ND | | ug/L | 9.4 | 3.8 | 0.94 | 395350 | 02/14/26 | 02/15/26 | ZFA |
| Acenaphthene | ND | | ug/L | 9.4 | 3.1 | 0.94 | 395350 | 02/14/26 | 02/15/26 | ZFA |
| 2,4-Dinitrophenol | ND | | ug/L | 47 | 14 | 0.94 | 395350 | 02/14/26 | 02/15/26 | ZFA |
| 4-Nitrophenol | ND | | ug/L | 47 | 8.0 | 0.94 | 395350 | 02/14/26 | 02/15/26 | ZFA |
| Dibenzofuran | ND | | ug/L | 9.4 | 3.0 | 0.94 | 395350 | 02/14/26 | 02/15/26 | ZFA |
| 2,4-Dinitrotoluene | ND | | ug/L | 9.4 | 4.0 | 0.94 | 395350 | 02/14/26 | 02/15/26 | ZFA |
| Diethylphthalate | ND | | ug/L | 9.4 | 2.8 | 0.94 | 395350 | 02/14/26 | 02/15/26 | ZFA |
| Fluorene | ND | | ug/L | 9.4 | 2.9 | 0.94 | 395350 | 02/14/26 | 02/15/26 | ZFA |
| 4-Chlorophenyl-phenylether | ND | | ug/L | 9.4 | 2.9 | 0.94 | 395350 | 02/14/26 | 02/15/26 | ZFA |
| 4-Nitroaniline | ND | | ug/L | 9.4 | 3.2 | 0.94 | 395350 | 02/14/26 | 02/15/26 | ZFA |
| 4,6-Dinitro-2-methylphenol | ND | | ug/L | 47 | 16 | 0.94 | 395350 | 02/14/26 | 02/15/26 | ZFA |
| N-Nitrosodiphenylamine | ND | | ug/L | 9.4 | 3.7 | 0.94 | 395350 | 02/14/26 | 02/15/26 | ZFA |
| 1,2-diphenylhydrazine (as azobenzene) | ND | | ug/L | 9.4 | 2.8 | 0.94 | 395350 | 02/14/26 | 02/15/26 | ZFA |
| 4-Bromophenyl-phenylether | ND | | ug/L | 9.4 | 3.1 | 0.94 | 395350 | 02/14/26 | 02/15/26 | ZFA |
| Hexachlorobenzene | ND | | ug/L | 9.4 | 2.9 | 0.94 | 395350 | 02/14/26 | 02/15/26 | ZFA |
| Pentachlorophenol | ND | | ug/L | 24 | 5.4 | 0.94 | 395350 | 02/14/26 | 02/15/26 | ZFA |
| Phenanthrene | ND | | ug/L | 9.4 | 2.8 | 0.94 | 395350 | 02/14/26 | 02/15/26 | ZFA |
| Anthracene | ND | | ug/L | 9.4 | 2.6 | 0.94 | 395350 | 02/14/26 | 02/15/26 | ZFA |
| Di-n-butylphthalate | ND | | ug/L | 9.4 | 2.8 | 0.94 | 395350 | 02/14/26 | 02/15/26 | ZFA |
| Fluoranthene | ND | | ug/L | 9.4 | 2.7 | 0.94 | 395350 | 02/14/26 | 02/15/26 | ZFA |



Results for any subcontracted analyses are not included in this section.

ENTHALPY ANALYTICAL

# Analysis Results for 553152

| 553152-002 Analyte | Result | Qual | Units | RL | MDL | DF | Batch | Prepared | Analyzed | Chemist |
|---|---|---|---|---|---|---|---|---|---|---|
| Benzidine | ND | | ug/L | 47 | 18 | 0.94 | 395350 | 02/14/26 | 02/15/26 | ZFA |
| Pyrene | ND | | ug/L | 9.4 | 2.5 | 0.94 | 395350 | 02/14/26 | 02/15/26 | ZFA |
| Butylbenzylphthalate | ND | | ug/L | 9.4 | 3.4 | 0.94 | 395350 | 02/14/26 | 02/15/26 | ZFA |
| 3,3'-Dichlorobenzidine | ND | | ug/L | 24 | 4.9 | 0.94 | 395350 | 02/14/26 | 02/15/26 | ZFA |
| Benzo(a)anthracene | ND | | ug/L | 9.4 | 2.3 | 0.94 | 395350 | 02/14/26 | 02/15/26 | ZFA |
| Chrysene | ND | | ug/L | 9.4 | 2.3 | 0.94 | 395350 | 02/14/26 | 02/15/26 | ZFA |
| bis(2-Ethylhexyl)phthalate | ND | | ug/L | 9.4 | 3.1 | 0.94 | 395350 | 02/14/26 | 02/15/26 | ZFA |
| Di-n-octylphthalate | ND | | ug/L | 9.4 | 4.4 | 0.94 | 395350 | 02/14/26 | 02/15/26 | ZFA |
| Benzo(b)fluoranthene | ND | | ug/L | 9.4 | 2.9 | 0.94 | 395350 | 02/14/26 | 02/15/26 | ZFA |
| Benzo(k)fluoranthene | ND | | ug/L | 9.4 | 2.9 | 0.94 | 395350 | 02/14/26 | 02/15/26 | ZFA |
| Benzo(a)pyrene | ND | | ug/L | 9.4 | 3.0 | 0.94 | 395350 | 02/14/26 | 02/15/26 | ZFA |
| Indeno(1,2,3-cd)pyrene | ND | | ug/L | 9.4 | 4.0 | 0.94 | 395350 | 02/14/26 | 02/15/26 | ZFA |
| Dibenz(a,h)anthracene | ND | | ug/L | 9.4 | 3.9 | 0.94 | 395350 | 02/14/26 | 02/15/26 | ZFA |
| Benzo(g,h,i)perylene | ND | | ug/L | 9.4 | 3.9 | 0.94 | 395350 | 02/14/26 | 02/15/26 | ZFA |
| **Surrogates** | | | | **Limits** | | | | | | |
| 2-Fluorophenol | 28% | | %REC | 15-120 | | 0.94 | 395350 | 02/14/26 | 02/15/26 | ZFA |
| Phenol-d6 | 23% | | %REC | 15-120 | | 0.94 | 395350 | 02/14/26 | 02/15/26 | ZFA |
| 2,4,6-Tribromophenol | 62% | | %REC | 15-140 | | 0.94 | 395350 | 02/14/26 | 02/15/26 | ZFA |
| Nitrobenzene-d5 | 54% | | %REC | 15-123 | | 0.94 | 395350 | 02/14/26 | 02/15/26 | ZFA |
| 2-Fluorobiphenyl | 48% | | %REC | 15-120 | | 0.94 | 395350 | 02/14/26 | 02/15/26 | ZFA |
| Terphenyl-d14 | 68% | | %REC | 15-120 | | 0.94 | 395350 | 02/14/26 | 02/15/26 | ZFA |
| Method: SM 4500-CN-E<br>Prep Method: METHOD | | | | | | | | | | |
| Cyanide | **0.0018** | J | mg/L | 0.0050 | 0.0017 | 0.5 | 395383 | 02/14/26 | 02/17/26 | JAK |
| Method: SM 4500-S2-D<br>Prep Method: METHOD | | | | | | | | | | |
| Sulfide | ND | | mg/L | 0.10 | | 1 | 395371 | 02/13/26 | 02/13/26 | TXC |
| Method: SM 5310B<br>Prep Method: SM 5310B | | | | | | | | | | |
| Total Organic Carbon | **36** | | mg/L | 1.0 | 0.49 | 1 | 395353 | 02/13/26 | 02/13/26 | ARM |
| Method: SM 9221B<br>Prep Method: METHOD | | | | | | | | | | |
| Coliform, Total | **>1,600** | | MPN/100ml | 1.8 | | 1 | 395389 | 02/13/26 16:43 | 02/17/26 13:20 | BLV |
| Method: SM 9221F | | | | | | | | | | |
| Coliform, E. Coli | **>1,600** | | MPN/100ml | 1.8 | | 1 | 395389 | 02/13/26 16:43 | 02/16/26 14:12 | BLV |
| Method: SM2130B | | | | | | | | | | |
| Turbidity | **1,300** | | NTU | 0.20 | 0.12 | 1 | 395367 | 02/13/26 19:24 | 02/13/26 19:24 | CDR |
| Method: SM2320B<br>Prep Method: METHOD | | | | | | | | | | |
| Bicarbonate | **200** | | mg/L | 6.0 | | 2.5 | 395344 | 02/13/26 | 02/13/26 | WWC |
| Alkalinity, Total as CaCO3 | **190** | | mg/L | 5.0 | | 2.5 | 395344 | 02/13/26 | 02/13/26 | WWC |
| Method: SM2510B<br>Prep Method: METHOD | | | | | | | | | | |
| Specific Conductance | **860** | | umhos/cm | 1.0 | | 1 | 395357 | 02/13/26 | 02/13/26 | CDR |
| Method: SM2540C<br>Prep Method: METHOD | | | | | | | | | | |
| Total Dissolved Solids | **650** | | mg/L | 20 | | 2 | 395339 | 02/13/26 | 02/15/26 | CDR |



Results for any subcontracted analyses are not included in this section.

ENTHALPY ANALYTICAL

# Analysis Results for 553152

| 553152-002 Analyte | Result | Qual | Units | RL | MDL | DF | Batch | Prepared | Analyzed | Chemist |
|---|---|---|---|---|---|---|---|---|---|---|
| Method: SM2540D<br>Prep Method: METHOD | | | | | | | | | | |
| Total Suspended Solids | **1,400** | | mg/L | 0.5 | | 1 | 395360 | 02/13/26 | 02/14/26 | CKN |
| Method: SM5210B<br>Prep Method: METHOD | | | | | | | | | | |
| Biochemical Oxygen Demand | **14** | | mg/L | 3.0 | | 1 | 395347 | 02/13/26 15:52 | 02/18/26 15:53 | AAB |
| Method: SM5220D<br>Prep Method: SM 5220D | | | | | | | | | | |
| Chemical Oxygen Demand | **87** | | mg/L | 4.0 | 2.0 | 1 | 395376 | 02/14/26 | 02/14/26 | ARM |



Results for any subcontracted analyses are not included in this section.

ENTHALPY ANALYTICAL

# Analysis Results for 553152

| Sample ID: | Lab ID: 553152-003 | Collected: 02/13/26 11:08 |
|---|---|---|
| SOUTH BASIN - W CENTRAL | Matrix: Water | |

| 553152-003 Analyte | Result | Qual | Units | RL | MDL | DF | Batch | Prepared | Analyzed | Chemist |
|---|---|---|---|---|---|---|---|---|---|---|
| Method: EPA 1664A<br>Prep Method: METHOD | | | | | | | | | | |
| Total Oil and Grease | ND | | mg/L | 4.9 | 0.96 | 0.99 | 395420 | 02/15/26 | 02/15/26 | JAG |
| Method: EPA 200.7<br>Prep Method: EPA 3015A | | | | | | | | | | |
| Calcium | **65** | | mg/L | 0.10 | 0.022 | 1 | 395362 | 02/13/26 | 02/14/26 | TWJ |
| Iron | **2.0** | | mg/L | 0.050 | 0.017 | 1 | 395362 | 02/13/26 | 02/15/26 | TWJ |
| Magnesium | **10** | | mg/L | 0.10 | 0.010 | 1 | 395362 | 02/13/26 | 02/14/26 | TWJ |
| Potassium | **14** | | mg/L | 0.50 | 0.15 | 1 | 395362 | 02/13/26 | 02/14/26 | TWJ |
| Sodium | **78** | | mg/L | 0.50 | 0.017 | 1 | 395362 | 02/13/26 | 02/14/26 | TWJ |
| Method: EPA 200.8<br>Prep Method: EPA 3015A | | | | | | | | | | |
| Antimony | **1.7** | J | ug/L | 2.0 | 1.0 | 1 | 395413 | 02/14/26 | 02/15/26 | KCD |
| Arsenic | **6.9** | | ug/L | 2.0 | 0.27 | 1 | 395413 | 02/14/26 | 02/15/26 | KCD |
| Barium | **43** | | ug/L | 5.0 | 0.44 | 1 | 395413 | 02/14/26 | 02/15/26 | KCD |
| Beryllium | **0.12** | J | ug/L | 1.0 | 0.083 | 1 | 395413 | 02/14/26 | 02/15/26 | KCD |
| Boron | **260** | | ug/L | 50 | 38 | 5 | 395413 | 02/14/26 | 02/15/26 | KCD |
| Cadmium | ND | | ug/L | 1.0 | 0.072 | 1 | 395413 | 02/14/26 | 02/15/26 | KCD |
| Chromium | **4.0** | J | ug/L | 5.0 | 0.43 | 1 | 395413 | 02/14/26 | 02/15/26 | KCD |
| Cobalt | **1.7** | | ug/L | 1.0 | 0.090 | 1 | 395413 | 02/14/26 | 02/15/26 | KCD |
| Copper | **10** | | ug/L | 3.0 | 0.96 | 1 | 395413 | 02/14/26 | 02/15/26 | KCD |
| Lead | **1.7** | J | ug/L | 5.0 | 0.23 | 1 | 395413 | 02/14/26 | 02/15/26 | KCD |
| Manganese | **53** | | ug/L | 10 | 3.8 | 1 | 395413 | 02/14/26 | 02/15/26 | KCD |
| Nickel | **4.9** | J | ug/L | 5.0 | 1.3 | 1 | 395413 | 02/14/26 | 02/15/26 | KCD |
| Selenium | **4.1** | | ug/L | 4.0 | 1.9 | 1 | 395413 | 02/14/26 | 02/15/26 | KCD |
| Silver | ND | | ug/L | 5.0 | 0.37 | 1 | 395413 | 02/14/26 | 02/15/26 | KCD |
| Thallium | ND | | ug/L | 1.0 | 0.25 | 1 | 395413 | 02/14/26 | 02/15/26 | KCD |
| Tin | ND | | ug/L | 5.0 | 1.5 | 1 | 395413 | 02/14/26 | 02/15/26 | KCD |
| Vanadium | **10** | | ug/L | 5.0 | 0.36 | 1 | 395413 | 02/14/26 | 02/15/26 | KCD |
| Zinc | **12** | | ug/L | 10 | 7.6 | 1 | 395413 | 02/14/26 | 02/15/26 | KCD |
| Method: EPA 245.1<br>Prep Method: EPA 245.1 | | | | | | | | | | |
| Mercury | ND | | ug/L | 0.40 | 0.091 | 1 | 395394 | 02/14/26 | 02/14/26 | KCD |
| Method: EPA 300.0<br>Prep Method: METHOD | | | | | | | | | | |
| Fluoride | **0.24** | | mg/L | 0.20 | 0.059 | 1 | 395327 | 02/13/26 16:20 | 02/14/26 01:37 | KUM |
| Chloride | **40** | | mg/L | 1.0 | 0.26 | 1 | 395327 | 02/13/26 16:20 | 02/14/26 01:37 | KUM |
| Nitrogen, Nitrite | **0.06** | J | mg/L | 0.10 | 0.02 | 1 | 395327 | 02/13/26 16:20 | 02/14/26 01:37 | KUM |
| Bromide | **0.13** | J | mg/L | 0.30 | 0.061 | 1 | 395327 | 02/13/26 16:20 | 02/14/26 01:37 | KUM |
| Nitrogen, Nitrate | **0.51** | | mg/L | 0.10 | 0.05 | 1 | 395327 | 02/13/26 16:20 | 02/14/26 01:37 | KUM |
| Sulfate | **190** | | mg/L | 10 | 1.8 | 10 | 395327 | 02/13/26 16:20 | 02/14/26 02:00 | KUM |



Results for any subcontracted analyses are not included in this section.

ENTHALPY ANALYTICAL

# Analysis Results for 553152

| 553152-003 Analyte | Result | Qual | Units | RL | MDL | DF | Batch | Prepared | Analyzed | Chemist |
|---|---|---|---|---|---|---|---|---|---|---|
| Method: EPA 350.1<br>Prep Method: METHOD | | | | | | | | | | |
| Ammonia-N | **0.070** | J | mg/L | 0.10 | 0.068 | 1 | 395384 | 02/14/26 | 02/17/26 | JAK |
| Method: EPA 420.1<br>Prep Method: METHOD | | | | | | | | | | |
| Total Phenolics | ND | | mg/L | 0.010 | 0.0056 | 1 | 395317 | 02/13/26 | 02/13/26 | LVL |
| Method: EPA 625.1<br>Prep Method: EPA 3510C | | | | | | | | | | |
| a-Terpineol | ND | | ug/L | 9.4 | 1.9 | 0.94 | 395350 | 02/14/26 | 02/14/26 | ZFA |
| Benzoic acid | ND | | ug/L | 47 | 10 | 0.94 | 395350 | 02/14/26 | 02/15/26 | ZFA |
| 2-Methylphenol | ND | | ug/L | 9.4 | 3.0 | 0.94 | 395350 | 02/14/26 | 02/15/26 | ZFA |
| Pyridine | ND | | ug/L | 9.4 | 2.6 | 0.94 | 395350 | 02/14/26 | 02/15/26 | ZFA |
| Phenol | ND | | ug/L | 9.4 | 2.0 | 0.94 | 395350 | 02/14/26 | 02/15/26 | ZFA |
| Naphthalene | ND | | ug/L | 9.4 | 3.4 | 0.94 | 395350 | 02/14/26 | 02/15/26 | ZFA |
| 3-,4-Methylphenol | ND | | ug/L | 9.4 | 2.8 | 0.94 | 395350 | 02/14/26 | 02/15/26 | ZFA |
| Cresol | ND | | ug/L | 9.4 | | 0.94 | 395350 | 02/14/26 | 02/15/26 | ZFA |
| **Surrogates** | | | | **Limits** | | | | | | |
| 2-Fluorophenol | 34% | * | %REC | 36-95 | | 0.94 | 395350 | 02/14/26 | 02/15/26 | ZFA |
| Phenol-d6 | 26% | * | %REC | 28-82 | | 0.94 | 395350 | 02/14/26 | 02/15/26 | ZFA |
| 2,4,6-Tribromophenol | 68% | | %REC | 61-140 | | 0.94 | 395350 | 02/14/26 | 02/15/26 | ZFA |
| Nitrobenzene-d5 | 68% | | %REC | 48-123 | | 0.94 | 395350 | 02/14/26 | 02/15/26 | ZFA |
| 2-Fluorobiphenyl | 55% | | %REC | 51-105 | | 0.94 | 395350 | 02/14/26 | 02/15/26 | ZFA |
| Terphenyl-d14 | 73% | | %REC | 65-117 | | 0.94 | 395350 | 02/14/26 | 02/15/26 | ZFA |
| Method: EPA 8081A<br>Prep Method: EPA 3510C | | | | | | | | | | |
| alpha-BHC | ND | | ug/L | 0.05 | 0.009 | 0.94 | 395405 | 02/14/26 | 02/14/26 | HQN |
| beta-BHC | ND | | ug/L | 0.05 | 0.01 | 0.94 | 395405 | 02/14/26 | 02/14/26 | HQN |
| gamma-BHC | ND | | ug/L | 0.05 | 0.008 | 0.94 | 395405 | 02/14/26 | 02/14/26 | HQN |
| delta-BHC | ND | | ug/L | 0.05 | 0.01 | 0.94 | 395405 | 02/14/26 | 02/14/26 | HQN |
| Heptachlor | ND | | ug/L | 0.05 | 0.01 | 0.94 | 395405 | 02/14/26 | 02/14/26 | HQN |
| Aldrin | ND | | ug/L | 0.05 | 0.01 | 0.94 | 395405 | 02/14/26 | 02/14/26 | HQN |
| Heptachlor epoxide | ND | | ug/L | 0.05 | 0.009 | 0.94 | 395405 | 02/14/26 | 02/14/26 | HQN |
| Endosulfan I | ND | | ug/L | 0.05 | 0.01 | 0.94 | 395405 | 02/14/26 | 02/14/26 | HQN |
| Dieldrin | ND | | ug/L | 0.09 | 0.01 | 0.94 | 395405 | 02/14/26 | 02/14/26 | HQN |
| 4,4'-DDE | ND | | ug/L | 0.09 | 0.01 | 0.94 | 395405 | 02/14/26 | 02/14/26 | HQN |
| Endrin | ND | | ug/L | 0.09 | 0.01 | 0.94 | 395405 | 02/14/26 | 02/14/26 | HQN |
| Endosulfan II | ND | | ug/L | 0.09 | 0.02 | 0.94 | 395405 | 02/14/26 | 02/14/26 | HQN |
| Endosulfan sulfate | ND | | ug/L | 0.09 | 0.01 | 0.94 | 395405 | 02/14/26 | 02/14/26 | HQN |
| 4,4'-DDD | ND | | ug/L | 0.09 | 0.01 | 0.94 | 395405 | 02/14/26 | 02/14/26 | HQN |
| Endrin aldehyde | ND | | ug/L | 0.09 | 0.02 | 0.94 | 395405 | 02/14/26 | 02/14/26 | HQN |
| Endrin ketone | ND | | ug/L | 0.09 | 0.02 | 0.94 | 395405 | 02/14/26 | 02/14/26 | HQN |
| 4,4'-DDT | ND | | ug/L | 0.09 | 0.03 | 0.94 | 395405 | 02/14/26 | 02/14/26 | HQN |
| Methoxychlor | ND | | ug/L | 0.09 | 0.03 | 0.94 | 395405 | 02/14/26 | 02/14/26 | HQN |
| Toxaphene | ND | | ug/L | 1.9 | 0.4 | 0.94 | 395405 | 02/14/26 | 02/14/26 | HQN |
| Chlordane (Technical) | ND | | ug/L | 0.9 | 0.2 | 0.94 | 395405 | 02/14/26 | 02/14/26 | HQN |
| **Surrogates** | | | | **Limits** | | | | | | |
| TCMX | 76% | | %REC | 29-120 | | 0.94 | 395405 | 02/14/26 | 02/14/26 | HQN |
| Decachlorobiphenyl | 82% | | %REC | 33-132 | | 0.94 | 395405 | 02/14/26 | 02/14/26 | HQN |
| Method: EPA 8082<br>Prep Method: EPA 3510C | | | | | | | | | | |
| Aroclor-1016 | ND | | ug/L | 0.47 | 0.28 | 0.94 | 395405 | 02/14/26 | 02/14/26 | HQN |



Results for any subcontracted analyses are not included in this section.

ENTHALPY ANALYTICAL

# Analysis Results for 553152

| 553152-003 Analyte | Result | Qual | Units | RL | MDL | DF | Batch | Prepared | Analyzed | Chemist |
|---|---|---|---|---|---|---|---|---|---|---|
| Aroclor-1221 | ND | | ug/L | 0.47 | 0.44 | 0.94 | 395405 | 02/14/26 | 02/14/26 | HQN |
| Aroclor-1232 | ND | | ug/L | 0.47 | 0.25 | 0.94 | 395405 | 02/14/26 | 02/14/26 | HQN |
| Aroclor-1242 | ND | | ug/L | 0.47 | 0.27 | 0.94 | 395405 | 02/14/26 | 02/14/26 | HQN |
| Aroclor-1248 | ND | | ug/L | 0.47 | 0.22 | 0.94 | 395405 | 02/14/26 | 02/14/26 | HQN |
| Aroclor-1254 | ND | | ug/L | 0.47 | 0.25 | 0.94 | 395405 | 02/14/26 | 02/14/26 | HQN |
| Aroclor-1260 | ND | | ug/L | 0.47 | 0.31 | 0.94 | 395405 | 02/14/26 | 02/14/26 | HQN |
| Aroclor-1262 | ND | | ug/L | 0.47 | 0.27 | 0.94 | 395405 | 02/14/26 | 02/14/26 | HQN |
| Aroclor-1268 | ND | | ug/L | 0.47 | 0.24 | 0.94 | 395405 | 02/14/26 | 02/14/26 | HQN |
| **Surrogates** | | | | **Limits** | | | | | | |
| Decachlorobiphenyl (PCB) | 67% | | %REC | 28-138 | | 0.94 | 395405 | 02/14/26 | 02/14/26 | HQN |
| Method: EPA 8260B<br>Prep Method: EPA 5030B | | | | | | | | | | |
| Carbon Disulfide | ND | | ug/L | 5.0 | 0.2 | 1 | 395299 | 02/13/26 | 02/13/26 | LYZ |
| Chloroprene | ND | | ug/L | 200 | 0.4 | 1 | 395299 | 02/13/26 | 02/13/26 | LYZ |
| 3-Chloropropene | ND | | ug/L | 5.0 | 0.3 | 1 | 395299 | 02/13/26 | 02/13/26 | LYZ |
| Ethyl methacrylate | ND | | ug/L | 50 | 2.1 | 1 | 395299 | 02/13/26 | 02/13/26 | LYZ |
| Ethanol | ND | | ug/L | 500 | 110 | 1 | 395299 | 02/13/26 | 02/13/26 | LYZ |
| 2-Hexanone | ND | | ug/L | 5.0 | 1.1 | 1 | 395299 | 02/13/26 | 02/13/26 | LYZ |
| Isopropanol (IPA) | ND | | ug/L | 200 | 52 | 1 | 395299 | 02/13/26 | 02/13/26 | LYZ |
| Methyl acrylonitrile | ND | | ug/L | 35 | 3.7 | 1 | 395299 | 02/13/26 | 02/13/26 | LYZ |
| Vinyl Acetate | ND | | ug/L | 50 | 15 | 1 | 395299 | 02/13/26 | 02/13/26 | LYZ |
| Acrolein | ND | | ug/L | 200 | 2.7 | 1 | 395299 | 02/13/26 | 02/13/26 | LYZ |
| Acrylonitrile | ND | | ug/L | 10 | 0.7 | 1 | 395299 | 02/13/26 | 02/13/26 | LYZ |
| Freon 12 | ND | | ug/L | 5.0 | 0.1 | 1 | 395299 | 02/13/26 | 02/13/26 | LYZ |
| Chloromethane | ND | | ug/L | 5.0 | 0.2 | 1 | 395299 | 02/13/26 | 02/13/26 | LYZ |
| Vinyl Chloride | ND | | ug/L | 5.0 | 0.1 | 1 | 395299 | 02/13/26 | 02/13/26 | LYZ |
| Bromomethane | ND | | ug/L | 5.0 | 0.2 | 1 | 395299 | 02/13/26 | 02/13/26 | LYZ |
| Chloroethane | ND | | ug/L | 5.0 | 0.1 | 1 | 395299 | 02/13/26 | 02/13/26 | LYZ |
| Trichlorofluoromethane | ND | | ug/L | 5.0 | 0.06 | 1 | 395299 | 02/13/26 | 02/13/26 | LYZ |
| Iodomethane | ND | | ug/L | 5.0 | | 1 | 395299 | 02/13/26 | 02/13/26 | LYZ |
| Acetone | ND | | ug/L | 100 | 5.0 | 1 | 395299 | 02/13/26 | 02/13/26 | LYZ |
| Freon 113 | ND | | ug/L | 5.0 | 0.1 | 1 | 395299 | 02/13/26 | 02/13/26 | LYZ |
| 1,1-Dichloroethene | ND | | ug/L | 5.0 | 0.08 | 1 | 395299 | 02/13/26 | 02/13/26 | LYZ |
| Methylene Chloride | ND | | ug/L | 10 | 0.2 | 1 | 395299 | 02/13/26 | 02/13/26 | LYZ |
| MTBE | ND | | ug/L | 5.0 | 0.09 | 1 | 395299 | 02/13/26 | 02/13/26 | LYZ |
| trans-1,2-Dichloroethene | ND | | ug/L | 5.0 | 0.1 | 1 | 395299 | 02/13/26 | 02/13/26 | LYZ |
| 1,1-Dichloroethane | ND | | ug/L | 5.0 | 0.1 | 1 | 395299 | 02/13/26 | 02/13/26 | LYZ |
| 2-Butanone | ND | | ug/L | 10 | 1.5 | 1 | 395299 | 02/13/26 | 02/13/26 | LYZ |
| cis-1,2-Dichloroethene | ND | | ug/L | 5.0 | 0.09 | 1 | 395299 | 02/13/26 | 02/13/26 | LYZ |
| 2,2-Dichloropropane | ND | | ug/L | 5.0 | 0.1 | 1 | 395299 | 02/13/26 | 02/13/26 | LYZ |
| Chloroform | ND | | ug/L | 5.0 | 0.08 | 1 | 395299 | 02/13/26 | 02/13/26 | LYZ |
| Bromochloromethane | ND | | ug/L | 5.0 | 0.2 | 1 | 395299 | 02/13/26 | 02/13/26 | LYZ |
| 1,1,1-Trichloroethane | ND | | ug/L | 5.0 | 0.09 | 1 | 395299 | 02/13/26 | 02/13/26 | LYZ |
| 1,1-Dichloropropene | ND | | ug/L | 5.0 | 0.08 | 1 | 395299 | 02/13/26 | 02/13/26 | LYZ |
| Carbon Tetrachloride | ND | | ug/L | 5.0 | 0.06 | 1 | 395299 | 02/13/26 | 02/13/26 | LYZ |
| 1,2-Dichloroethane | ND | | ug/L | 5.0 | 0.1 | 1 | 395299 | 02/13/26 | 02/13/26 | LYZ |
| Benzene | ND | | ug/L | 1.0 | 0.1 | 1 | 395299 | 02/13/26 | 02/13/26 | LYZ |
| Trichloroethene | ND | | ug/L | 5.0 | 0.1 | 1 | 395299 | 02/13/26 | 02/13/26 | LYZ |
| 1,2-Dichloropropane | ND | | ug/L | 5.0 | 0.1 | 1 | 395299 | 02/13/26 | 02/13/26 | LYZ |
| Bromodichloromethane | ND | | ug/L | 5.0 | 0.09 | 1 | 395299 | 02/13/26 | 02/13/26 | LYZ |
| Dibromomethane | ND | | ug/L | 5.0 | 0.1 | 1 | 395299 | 02/13/26 | 02/13/26 | LYZ |
| 4-Methyl-2-Pentanone | ND | | ug/L | 5.0 | 1.0 | 1 | 395299 | 02/13/26 | 02/13/26 | LYZ |



Results for any subcontracted analyses are not included in this section.

ENTHALPY ANALYTICAL

# Analysis Results for 553152

| 553152-003 Analyte | Result | Qual | Units | RL | MDL | DF | Batch | Prepared | Analyzed | Chemist |
|---|---|---|---|---|---|---|---|---|---|---|
| cis-1,3-Dichloropropene | ND | | ug/L | 5.0 | 0.3 | 1 | 395299 | 02/13/26 | 02/13/26 | LYZ |
| Toluene | ND | | ug/L | 5.0 | 0.2 | 1 | 395299 | 02/13/26 | 02/13/26 | LYZ |
| trans-1,3-Dichloropropene | ND | | ug/L | 5.0 | 0.3 | 1 | 395299 | 02/13/26 | 02/13/26 | LYZ |
| 1,1,2-Trichloroethane | ND | | ug/L | 5.0 | 0.2 | 1 | 395299 | 02/13/26 | 02/13/26 | LYZ |
| 1,3-Dichloropropane | ND | | ug/L | 5.0 | 0.1 | 1 | 395299 | 02/13/26 | 02/13/26 | LYZ |
| Tetrachloroethene | ND | | ug/L | 5.0 | 0.1 | 1 | 395299 | 02/13/26 | 02/13/26 | LYZ |
| Dibromochloromethane | ND | | ug/L | 5.0 | 0.08 | 1 | 395299 | 02/13/26 | 02/13/26 | LYZ |
| 1,2-Dibromoethane | ND | | ug/L | 5.0 | 0.2 | 1 | 395299 | 02/13/26 | 02/13/26 | LYZ |
| Chlorobenzene | ND | | ug/L | 5.0 | 0.1 | 1 | 395299 | 02/13/26 | 02/13/26 | LYZ |
| 1,1,1,2-Tetrachloroethane | ND | | ug/L | 5.0 | 0.08 | 1 | 395299 | 02/13/26 | 02/13/26 | LYZ |
| Ethylbenzene | ND | | ug/L | 5.0 | 0.09 | 1 | 395299 | 02/13/26 | 02/13/26 | LYZ |
| m,p-Xylenes | ND | | ug/L | 5.0 | 0.2 | 1 | 395299 | 02/13/26 | 02/13/26 | LYZ |
| o-Xylene | ND | | ug/L | 5.0 | 0.1 | 1 | 395299 | 02/13/26 | 02/13/26 | LYZ |
| Styrene | ND | | ug/L | 5.0 | 0.08 | 1 | 395299 | 02/13/26 | 02/13/26 | LYZ |
| Bromoform | ND | | ug/L | 5.0 | 0.08 | 1 | 395299 | 02/13/26 | 02/13/26 | LYZ |
| Isopropylbenzene | ND | | ug/L | 5.0 | 0.1 | 1 | 395299 | 02/13/26 | 02/13/26 | LYZ |
| 1,1,2,2-Tetrachloroethane | ND | | ug/L | 5.0 | 0.2 | 1 | 395299 | 02/13/26 | 02/13/26 | LYZ |
| 1,2,3-Trichloropropane | ND | | ug/L | 5.0 | 0.2 | 1 | 395299 | 02/13/26 | 02/13/26 | LYZ |
| Propylbenzene | ND | | ug/L | 5.0 | 0.1 | 1 | 395299 | 02/13/26 | 02/13/26 | LYZ |
| Bromobenzene | ND | | ug/L | 5.0 | 0.09 | 1 | 395299 | 02/13/26 | 02/13/26 | LYZ |
| 1,3,5-Trimethylbenzene | ND | | ug/L | 5.0 | 0.1 | 1 | 395299 | 02/13/26 | 02/13/26 | LYZ |
| 2-Chlorotoluene | ND | | ug/L | 5.0 | 0.1 | 1 | 395299 | 02/13/26 | 02/13/26 | LYZ |
| 4-Chlorotoluene | ND | | ug/L | 5.0 | 0.1 | 1 | 395299 | 02/13/26 | 02/13/26 | LYZ |
| tert-Butylbenzene | ND | | ug/L | 5.0 | 0.1 | 1 | 395299 | 02/13/26 | 02/13/26 | LYZ |
| 1,2,4-Trimethylbenzene | ND | | ug/L | 5.0 | 0.1 | 1 | 395299 | 02/13/26 | 02/13/26 | LYZ |
| sec-Butylbenzene | ND | | ug/L | 5.0 | 0.1 | 1 | 395299 | 02/13/26 | 02/13/26 | LYZ |
| para-Isopropyl Toluene | ND | | ug/L | 5.0 | 0.1 | 1 | 395299 | 02/13/26 | 02/13/26 | LYZ |
| 1,3-Dichlorobenzene | ND | | ug/L | 5.0 | 0.1 | 1 | 395299 | 02/13/26 | 02/13/26 | LYZ |
| 1,4-Dichlorobenzene | ND | | ug/L | 5.0 | 0.2 | 1 | 395299 | 02/13/26 | 02/13/26 | LYZ |
| n-Butylbenzene | ND | | ug/L | 5.0 | 0.1 | 1 | 395299 | 02/13/26 | 02/13/26 | LYZ |
| 1,2-Dichlorobenzene | ND | | ug/L | 5.0 | 0.09 | 1 | 395299 | 02/13/26 | 02/13/26 | LYZ |
| 1,2-Dibromo-3-Chloropropane | ND | | ug/L | 5.0 | 0.5 | 1 | 395299 | 02/13/26 | 02/13/26 | LYZ |
| 1,2,4-Trichlorobenzene | ND | | ug/L | 5.0 | 0.2 | 1 | 395299 | 02/13/26 | 02/13/26 | LYZ |
| Hexachlorobutadiene | ND | | ug/L | 5.0 | 0.2 | 1 | 395299 | 02/13/26 | 02/13/26 | LYZ |
| 1,2,3-Trichlorobenzene | ND | | ug/L | 5.0 | 0.1 | 1 | 395299 | 02/13/26 | 02/13/26 | LYZ |
| cis-1,4-Dichloro-2-butene | ND | | ug/L | 5.0 | 0.4 | 1 | 395299 | 02/13/26 | 02/13/26 | LYZ |
| trans-1,4-Dichloro-2-butene | ND | | ug/L | 5.0 | 0.4 | 1 | 395299 | 02/13/26 | 02/13/26 | LYZ |
| Xylene (total) | ND | | ug/L | 5.0 | | 1 | 395299 | 02/13/26 | 02/13/26 | LYZ |
| **Surrogates** | | | | **Limits** | | | | | | |
| Dibromofluoromethane | 110% | | %REC | 70-130 | | 1 | 395299 | 02/13/26 | 02/13/26 | LYZ |
| 1,2-Dichloroethane-d4 | 110% | | %REC | 70-130 | | 1 | 395299 | 02/13/26 | 02/13/26 | LYZ |
| Toluene-d8 | 97% | | %REC | 70-130 | | 1 | 395299 | 02/13/26 | 02/13/26 | LYZ |
| Bromofluorobenzene | 97% | | %REC | 70-130 | | 1 | 395299 | 02/13/26 | 02/13/26 | LYZ |
| Method: EPA 8270C-SIM<br>Prep Method: EPA 3535 | | | | | | | | | | |
| 1,4-Dioxane | **1.9** | | ug/L | 1.0 | 0.84 | 1 | 395408 | 02/14/26 | 02/15/26 | ZFA |
| **Surrogates** | | | | **Limits** | | | | | | |
| 1,4-Dioxane-d8 (SUR) | 99% | | %REC | 80-120 | | 1 | 395408 | 02/14/26 | 02/15/26 | ZFA |
| Method: EPA 8270E<br>Prep Method: EPA 3510C | | | | | | | | | | |



Results for any subcontracted analyses are not included in this section.

ENTHALPY ANALYTICAL

# Analysis Results for 553152

| 553152-003 Analyte | Result | Qual | Units | RL | MDL | DF | Batch | Prepared | Analyzed | Chemist |
|---|---|---|---|---|---|---|---|---|---|---|
| Carbazole | ND | | ug/L | 9.4 | 2.6 | 0.94 | 395350 | 02/14/26 | 02/15/26 | ZFA |
| N-Nitrosodimethylamine | ND | | ug/L | 9.4 | 2.7 | 0.94 | 395350 | 02/14/26 | 02/15/26 | ZFA |
| Aniline | ND | | ug/L | 9.4 | 2.7 | 0.94 | 395350 | 02/14/26 | 02/15/26 | ZFA |
| bis(2-Chloroethyl)ether | ND | | ug/L | 23 | 3.5 | 0.94 | 395350 | 02/14/26 | 02/15/26 | ZFA |
| 2-Chlorophenol | ND | | ug/L | 9.4 | 3.4 | 0.94 | 395350 | 02/14/26 | 02/15/26 | ZFA |
| 1,3-Dichlorobenzene | ND | | ug/L | 9.4 | 3.1 | 0.94 | 395350 | 02/14/26 | 02/15/26 | ZFA |
| 1,4-Dichlorobenzene | ND | | ug/L | 9.4 | 3.2 | 0.94 | 395350 | 02/14/26 | 02/15/26 | ZFA |
| Benzyl alcohol | ND | | ug/L | 23 | 5.4 | 0.94 | 395350 | 02/14/26 | 02/15/26 | ZFA |
| 1,2-Dichlorobenzene | ND | | ug/L | 9.4 | 3.1 | 0.94 | 395350 | 02/14/26 | 02/15/26 | ZFA |
| bis(2-Chloroisopropyl) ether | ND | | ug/L | 9.4 | 3.6 | 0.94 | 395350 | 02/14/26 | 02/15/26 | ZFA |
| N-Nitroso-di-n-propylamine | ND | | ug/L | 9.4 | 3.6 | 0.94 | 395350 | 02/14/26 | 02/15/26 | ZFA |
| Hexachloroethane | ND | | ug/L | 9.4 | 2.8 | 0.94 | 395350 | 02/14/26 | 02/15/26 | ZFA |
| Nitrobenzene | ND | | ug/L | 23 | 7.9 | 0.94 | 395350 | 02/14/26 | 02/15/26 | ZFA |
| Isophorone | ND | | ug/L | 9.4 | 3.5 | 0.94 | 395350 | 02/14/26 | 02/15/26 | ZFA |
| 2-Nitrophenol | ND | | ug/L | 9.4 | 5.1 | 0.94 | 395350 | 02/14/26 | 02/15/26 | ZFA |
| 2,4-Dimethylphenol | ND | | ug/L | 9.4 | 3.0 | 0.94 | 395350 | 02/14/26 | 02/15/26 | ZFA |
| bis(2-Chloroethoxy)methane | ND | | ug/L | 9.4 | 3.4 | 0.94 | 395350 | 02/14/26 | 02/15/26 | ZFA |
| 2,4-Dichlorophenol | ND | | ug/L | 9.4 | 3.5 | 0.94 | 395350 | 02/14/26 | 02/15/26 | ZFA |
| 1,2,4-Trichlorobenzene | ND | | ug/L | 9.4 | 3.2 | 0.94 | 395350 | 02/14/26 | 02/15/26 | ZFA |
| 4-Chloroaniline | ND | | ug/L | 9.4 | 2.9 | 0.94 | 395350 | 02/14/26 | 02/15/26 | ZFA |
| Hexachlorobutadiene | ND | | ug/L | 9.4 | 2.1 | 0.94 | 395350 | 02/14/26 | 02/15/26 | ZFA |
| 4-Chloro-3-methylphenol | ND | | ug/L | 9.4 | 3.4 | 0.94 | 395350 | 02/14/26 | 02/15/26 | ZFA |
| 2-Methylnaphthalene | ND | | ug/L | 9.4 | 3.2 | 0.94 | 395350 | 02/14/26 | 02/15/26 | ZFA |
| Hexachlorocyclopentadiene | ND | | ug/L | 23 | 7.3 | 0.94 | 395350 | 02/14/26 | 02/15/26 | ZFA |
| 2,4,6-Trichlorophenol | ND | | ug/L | 9.4 | 3.8 | 0.94 | 395350 | 02/14/26 | 02/15/26 | ZFA |
| 2,4,5-Trichlorophenol | ND | | ug/L | 9.4 | 3.5 | 0.94 | 395350 | 02/14/26 | 02/15/26 | ZFA |
| 2-Chloronaphthalene | ND | | ug/L | 9.4 | 3.2 | 0.94 | 395350 | 02/14/26 | 02/15/26 | ZFA |
| 2-Nitroaniline | ND | | ug/L | 47 | 4.1 | 0.94 | 395350 | 02/14/26 | 02/15/26 | ZFA |
| Dimethylphthalate | ND | | ug/L | 9.4 | 3.2 | 0.94 | 395350 | 02/14/26 | 02/15/26 | ZFA |
| Acenaphthylene | ND | | ug/L | 9.4 | 3.6 | 0.94 | 395350 | 02/14/26 | 02/15/26 | ZFA |
| 2,6-Dinitrotoluene | ND | | ug/L | 9.4 | 4.2 | 0.94 | 395350 | 02/14/26 | 02/15/26 | ZFA |
| 3-Nitroaniline | ND | | ug/L | 9.4 | 3.7 | 0.94 | 395350 | 02/14/26 | 02/15/26 | ZFA |
| Acenaphthene | ND | | ug/L | 9.4 | 3.0 | 0.94 | 395350 | 02/14/26 | 02/15/26 | ZFA |
| 2,4-Dinitrophenol | ND | | ug/L | 47 | 14 | 0.94 | 395350 | 02/14/26 | 02/15/26 | ZFA |
| 4-Nitrophenol | ND | | ug/L | 47 | 8.0 | 0.94 | 395350 | 02/14/26 | 02/15/26 | ZFA |
| Dibenzofuran | ND | | ug/L | 9.4 | 3.0 | 0.94 | 395350 | 02/14/26 | 02/15/26 | ZFA |
| 2,4-Dinitrotoluene | ND | | ug/L | 9.4 | 4.0 | 0.94 | 395350 | 02/14/26 | 02/15/26 | ZFA |
| Diethylphthalate | ND | | ug/L | 9.4 | 2.7 | 0.94 | 395350 | 02/14/26 | 02/15/26 | ZFA |
| Fluorene | ND | | ug/L | 9.4 | 2.9 | 0.94 | 395350 | 02/14/26 | 02/15/26 | ZFA |
| 4-Chlorophenyl-phenylether | ND | | ug/L | 9.4 | 2.9 | 0.94 | 395350 | 02/14/26 | 02/15/26 | ZFA |
| 4-Nitroaniline | ND | | ug/L | 9.4 | 3.1 | 0.94 | 395350 | 02/14/26 | 02/15/26 | ZFA |
| 4,6-Dinitro-2-methylphenol | ND | | ug/L | 47 | 16 | 0.94 | 395350 | 02/14/26 | 02/15/26 | ZFA |
| N-Nitrosodiphenylamine | ND | | ug/L | 9.4 | 3.7 | 0.94 | 395350 | 02/14/26 | 02/15/26 | ZFA |
| 1,2-diphenylhydrazine (as azobenzene) | ND | | ug/L | 9.4 | 2.7 | 0.94 | 395350 | 02/14/26 | 02/15/26 | ZFA |
| 4-Bromophenyl-phenylether | ND | | ug/L | 9.4 | 3.1 | 0.94 | 395350 | 02/14/26 | 02/15/26 | ZFA |
| Hexachlorobenzene | ND | | ug/L | 9.4 | 2.8 | 0.94 | 395350 | 02/14/26 | 02/15/26 | ZFA |
| Pentachlorophenol | ND | | ug/L | 23 | 5.3 | 0.94 | 395350 | 02/14/26 | 02/15/26 | ZFA |
| Phenanthrene | ND | | ug/L | 9.4 | 2.7 | 0.94 | 395350 | 02/14/26 | 02/15/26 | ZFA |
| Anthracene | ND | | ug/L | 9.4 | 2.6 | 0.94 | 395350 | 02/14/26 | 02/15/26 | ZFA |
| Di-n-butylphthalate | ND | | ug/L | 9.4 | 2.8 | 0.94 | 395350 | 02/14/26 | 02/15/26 | ZFA |
| Fluoranthene | ND | | ug/L | 9.4 | 2.6 | 0.94 | 395350 | 02/14/26 | 02/15/26 | ZFA |



Results for any subcontracted analyses are not included in this section.

ENTHALPY ANALYTICAL

# Analysis Results for 553152

| 553152-003 Analyte | Result | Qual | Units | RL | MDL | DF | Batch | Prepared | Analyzed | Chemist |
|---|---|---|---|---|---|---|---|---|---|---|
| Benzidine | ND | | ug/L | 47 | 17 | 0.94 | 395350 | 02/14/26 | 02/15/26 | ZFA |
| Pyrene | ND | | ug/L | 9.4 | 2.5 | 0.94 | 395350 | 02/14/26 | 02/15/26 | ZFA |
| Butylbenzylphthalate | ND | | ug/L | 9.4 | 3.4 | 0.94 | 395350 | 02/14/26 | 02/15/26 | ZFA |
| 3,3'-Dichlorobenzidine | ND | | ug/L | 23 | 4.9 | 0.94 | 395350 | 02/14/26 | 02/15/26 | ZFA |
| Benzo(a)anthracene | ND | | ug/L | 9.4 | 2.3 | 0.94 | 395350 | 02/14/26 | 02/15/26 | ZFA |
| Chrysene | ND | | ug/L | 9.4 | 2.3 | 0.94 | 395350 | 02/14/26 | 02/15/26 | ZFA |
| bis(2-Ethylhexyl)phthalate | ND | | ug/L | 9.4 | 3.1 | 0.94 | 395350 | 02/14/26 | 02/15/26 | ZFA |
| Di-n-octylphthalate | ND | | ug/L | 9.4 | 4.4 | 0.94 | 395350 | 02/14/26 | 02/15/26 | ZFA |
| Benzo(b)fluoranthene | ND | | ug/L | 9.4 | 2.8 | 0.94 | 395350 | 02/14/26 | 02/15/26 | ZFA |
| Benzo(k)fluoranthene | ND | | ug/L | 9.4 | 2.9 | 0.94 | 395350 | 02/14/26 | 02/15/26 | ZFA |
| Benzo(a)pyrene | ND | | ug/L | 9.4 | 3.0 | 0.94 | 395350 | 02/14/26 | 02/15/26 | ZFA |
| Indeno(1,2,3-cd)pyrene | ND | | ug/L | 9.4 | 4.0 | 0.94 | 395350 | 02/14/26 | 02/15/26 | ZFA |
| Dibenz(a,h)anthracene | ND | | ug/L | 9.4 | 3.9 | 0.94 | 395350 | 02/14/26 | 02/15/26 | ZFA |
| Benzo(g,h,i)perylene | ND | | ug/L | 9.4 | 3.9 | 0.94 | 395350 | 02/14/26 | 02/15/26 | ZFA |
| **Surrogates** | | | | **Limits** | | | | | | |
| 2-Fluorophenol | 34% | | %REC | 15-120 | | 0.94 | 395350 | 02/14/26 | 02/15/26 | ZFA |
| Phenol-d6 | 26% | | %REC | 15-120 | | 0.94 | 395350 | 02/14/26 | 02/15/26 | ZFA |
| 2,4,6-Tribromophenol | 68% | | %REC | 15-140 | | 0.94 | 395350 | 02/14/26 | 02/15/26 | ZFA |
| Nitrobenzene-d5 | 68% | | %REC | 15-123 | | 0.94 | 395350 | 02/14/26 | 02/15/26 | ZFA |
| 2-Fluorobiphenyl | 55% | | %REC | 15-120 | | 0.94 | 395350 | 02/14/26 | 02/15/26 | ZFA |
| Terphenyl-d14 | 73% | | %REC | 15-120 | | 0.94 | 395350 | 02/14/26 | 02/15/26 | ZFA |
| Method: SM 4500-CN-E<br>Prep Method: METHOD | | | | | | | | | | |
| Cyanide | ND | | mg/L | 0.0050 | 0.0017 | 0.5 | 395383 | 02/14/26 | 02/17/26 | JAK |
| Method: SM 4500-S2-D<br>Prep Method: METHOD | | | | | | | | | | |
| Sulfide | ND | | mg/L | 0.10 | | 1 | 395371 | 02/13/26 | 02/13/26 | TXC |
| Method: SM 5310B<br>Prep Method: SM 5310B | | | | | | | | | | |
| Total Organic Carbon | **30** | | mg/L | 1.0 | 0.49 | 1 | 395353 | 02/13/26 | 02/13/26 | ARM |
| Method: SM 9221B<br>Prep Method: METHOD | | | | | | | | | | |
| Coliform, Total | **>1,600** | | MPN/100ml | 1.8 | | 1 | 395389 | 02/13/26 16:43 | 02/16/26 14:12 | BLV |
| Method: SM 9221F | | | | | | | | | | |
| Coliform, E. Coli | **1,600** | | MPN/100ml | 1.8 | | 1 | 395389 | 02/13/26 16:43 | 02/16/26 14:12 | BLV |
| Method: SM2130B | | | | | | | | | | |
| Turbidity | **67** | | NTU | 0.20 | 0.12 | 1 | 395367 | 02/13/26 19:24 | 02/13/26 19:24 | CDR |
| Method: SM2320B<br>Prep Method: METHOD | | | | | | | | | | |
| Bicarbonate | **130** | | mg/L | 6.0 | | 2.5 | 395344 | 02/13/26 | 02/13/26 | WWC |
| Alkalinity, Total as CaCO3 | **150** | | mg/L | 5.0 | | 2.5 | 395344 | 02/13/26 | 02/13/26 | WWC |
| Method: SM2510B<br>Prep Method: METHOD | | | | | | | | | | |
| Specific Conductance | **780** | | umhos/cm | 1.0 | | 1 | 395357 | 02/13/26 | 02/13/26 | CDR |
| Method: SM2540C<br>Prep Method: METHOD | | | | | | | | | | |
| Total Dissolved Solids | **560** | | mg/L | 20 | | 2 | 395339 | 02/13/26 | 02/15/26 | CDR |



Results for any subcontracted analyses are not included in this section.

ENTHALPY ANALYTICAL

# Analysis Results for 553152

| 553152-003 Analyte | Result | Qual | Units | RL | MDL | DF | Batch | Prepared | Analyzed | Chemist |
|---|---|---|---|---|---|---|---|---|---|---|
| Method: SM2540D<br>Prep Method: METHOD | | | | | | | | | | |
| Total Suspended Solids | **61** | | mg/L | 0.5 | | 1 | 395360 | 02/13/26 | 02/14/26 | CKN |
| Method: SM5210B<br>Prep Method: METHOD | | | | | | | | | | |
| Biochemical Oxygen Demand | **11** | BOD5 | mg/L | 3.0 | | 1 | 395347 | 02/13/26 15:52 | 02/18/26 15:53 | AAB |
| Method: SM5220D<br>Prep Method: SM 5220D | | | | | | | | | | |
| Chemical Oxygen Demand | **92** | | mg/L | 4.0 | 2.0 | 1 | 395376 | 02/14/26 | 02/14/26 | ARM |

| | |
|---|---|
| * | Value is outside QC limits |
| > | Value exceeds indicated concentration |
| BOD5 | Estimated result, under-depleted, highest volume replicate reported |
| J | Estimated value |
| ND | Not Detected |



Results for any subcontracted analyses are not included in this section.

ENTHALPY ANALYTICAL

# Batch QC

| Type: Blank | Lab ID: QC1340801 | Batch: 395420 |
|---|---|---|
| Matrix: Water | Method: EPA 1664A | Prep Method: METHOD |

| QC1340801 Analyte | Result | Qual | Units | RL | MDL | Prepared | Analyzed |
|---|---|---|---|---|---|---|---|
| Total Oil and Grease | ND | | mg/L | 5.0 | 0.97 | 02/15/26 | 02/15/26 |

| Type: Lab Control Sample | Lab ID: QC1340802 | Batch: 395420 |
|---|---|---|
| Matrix: Water | Method: EPA 1664A | Prep Method: METHOD |

| QC1340802 Analyte | Result | Spiked | Units | Recovery | Qual | Limits |
|---|---|---|---|---|---|---|
| Total Oil and Grease | 32.90 | 40.00 | mg/L | 82% | | 78-114 |

| Type: Lab Control Sample Duplicate | Lab ID: QC1340803 | Batch: 395420 |
|---|---|---|
| Matrix: Water | Method: EPA 1664A | Prep Method: METHOD |

| QC1340803 Analyte | Result | Spiked | Units | Recovery | Qual | Limits | RPD | RPD Lim |
|---|---|---|---|---|---|---|---|---|
| Total Oil and Grease | 36.40 | 40.00 | mg/L | 91% | | 78-114 | 10 | 18 |

| Type: Blank | Lab ID: QC1340600 | Batch: 395362 |
|---|---|---|
| Matrix: Water | Method: EPA 200.7 | Prep Method: EPA 3015A |

| QC1340600 Analyte | Result | Qual | Units | RL | MDL | Prepared | Analyzed |
|---|---|---|---|---|---|---|---|
| Calcium | ND | | mg/L | 0.10 | 0.022 | 02/13/26 | 02/14/26 |
| Iron | ND | | mg/L | 0.050 | 0.017 | 02/13/26 | 02/15/26 |
| Magnesium | ND | | mg/L | 0.10 | 0.010 | 02/13/26 | 02/14/26 |
| Potassium | ND | | mg/L | 0.50 | 0.15 | 02/13/26 | 02/14/26 |
| Sodium | ND | | mg/L | 0.50 | 0.017 | 02/13/26 | 02/14/26 |

| Type: Lab Control Sample | Lab ID: QC1340601 | Batch: 395362 |
|---|---|---|
| Matrix: Water | Method: EPA 200.7 | Prep Method: EPA 3015A |

| QC1340601 Analyte | Result | Spiked | Units | Recovery | Qual | Limits |
|---|---|---|---|---|---|---|
| Calcium | 19.31 | 20.40 | mg/L | 95% | | 85-115 |
| Iron | 0.4269 | 0.4000 | mg/L | 107% | | 85-115 |
| Magnesium | 19.44 | 20.40 | mg/L | 95% | | 85-115 |
| Potassium | 23.10 | 24.00 | mg/L | 96% | | 85-115 |
| Sodium | 18.92 | 20.40 | mg/L | 93% | | 85-115 |

ENTHALPY ANALYTICAL

# Batch QC

| Type: | Matrix Spike | Lab ID: | QC1340602 | Batch: | 395362 |
|---|---|---|---|---|---|
| Matrix (Source ID): | Water (552981-001) | Method: | EPA 200.7 | Prep Method: | EPA 3015A |

| QC1340602 Analyte | Result | Source Sample Result | Spiked | Units | Recovery | Qual | Limits | DF |
|---|---|---|---|---|---|---|---|---|
| Calcium | 33.81 | 14.50 | 20.40 | mg/L | 95% | | 75-125 | 1 |
| Iron | 0.9127 | 0.4432 | 0.4000 | mg/L | 117% | | 75-125 | 1 |
| Magnesium | 20.64 | 0.9992 | 20.40 | mg/L | 96% | | 75-125 | 1 |
| Potassium | 27.40 | 4.056 | 24.00 | mg/L | 97% | | 75-125 | 1 |
| Sodium | 20.29 | 1.258 | 20.40 | mg/L | 93% | | 75-125 | 1 |

| Type: | Matrix Spike Duplicate | Lab ID: | QC1340603 | Batch: | 395362 |
|---|---|---|---|---|---|
| Matrix (Source ID): | Water (552981-001) | Method: | EPA 200.7 | Prep Method: | EPA 3015A |

| QC1340603 Analyte | Result | Source Sample Result | Spiked | Units | Recovery | Qual | Limits | RPD | RPD Lim | DF |
|---|---|---|---|---|---|---|---|---|---|---|
| Calcium | 34.31 | 14.50 | 20.40 | mg/L | 97% | | 75-125 | 1 | 20 | 1 |
| Iron | 0.9197 | 0.4432 | 0.4000 | mg/L | 119% | | 75-125 | 1 | 20 | 1 |
| Magnesium | 21.16 | 0.9992 | 20.40 | mg/L | 99% | | 75-125 | 3 | 20 | 1 |
| Potassium | 28.04 | 4.056 | 24.00 | mg/L | 100% | | 75-125 | 2 | 20 | 1 |
| Sodium | 20.78 | 1.258 | 20.40 | mg/L | 96% | | 75-125 | 2 | 20 | 1 |

| Type: | Serial Dilution | Lab ID: | QC1340740 | Batch: | 395362 |
|---|---|---|---|---|---|
| Matrix (Source ID): | Water (552981-001) | Method: | EPA 200.7 | Prep Method: | EPA 3015A |

| QC1340740 Analyte | Result | Source Sample Result | Units | Qual | RPD | RPD Lim | DF |
|---|---|---|---|---|---|---|---|
| Calcium | 14.28 | 14.50 | mg/L | | | | 5 |
| Iron | 0.4316 | 0.4432 | mg/L | | | | 5 |
| Magnesium | 0.9674 | 0.9992 | mg/L | | | | 5 |
| Potassium | 3.622 | 4.056 | mg/L | | | | 5 |
| Sodium | 1.413 | 1.258 | mg/L | J | | | 5 |

ENTHALPY ANALYTICAL

# Batch QC

| | | | | | |
|---|---|---|---|---|---|
| **Type:** | **Blank** | **Lab ID:** | **QC1340777** | **Batch:** | **395413** |
| **Matrix:** | **Water** | **Method:** | **EPA 200.8** | **Prep Method:** | **EPA 3015A** |

| QC1340777 Analyte | Result | Qual | Units | RL | MDL | Prepared | Analyzed |
|---|---|---|---|---|---|---|---|
| Antimony | ND | | ug/L | 2.0 | 1.0 | 02/14/26 | 02/15/26 |
| Arsenic | ND | | ug/L | 2.0 | 0.27 | 02/14/26 | 02/15/26 |
| Barium | ND | | ug/L | 5.0 | 0.44 | 02/14/26 | 02/15/26 |
| Beryllium | ND | | ug/L | 1.0 | 0.083 | 02/14/26 | 02/15/26 |
| Boron | ND | | ug/L | 10 | 7.7 | 02/14/26 | 02/15/26 |
| Cadmium | ND | | ug/L | 1.0 | 0.072 | 02/14/26 | 02/15/26 |
| Chromium | ND | | ug/L | 5.0 | 0.43 | 02/14/26 | 02/15/26 |
| Cobalt | ND | | ug/L | 1.0 | 0.090 | 02/14/26 | 02/15/26 |
| Copper | ND | | ug/L | 3.0 | 0.96 | 02/14/26 | 02/15/26 |
| Lead | ND | | ug/L | 5.0 | 0.23 | 02/14/26 | 02/15/26 |
| Manganese | ND | | ug/L | 10 | 3.8 | 02/14/26 | 02/15/26 |
| Nickel | ND | | ug/L | 5.0 | 1.3 | 02/14/26 | 02/15/26 |
| Selenium | ND | | ug/L | 4.0 | 1.9 | 02/14/26 | 02/15/26 |
| Silver | ND | | ug/L | 5.0 | 0.37 | 02/14/26 | 02/15/26 |
| Thallium | ND | | ug/L | 1.0 | 0.25 | 02/14/26 | 02/15/26 |
| Tin | ND | | ug/L | 5.0 | 1.5 | 02/14/26 | 02/15/26 |
| Vanadium | ND | | ug/L | 5.0 | 0.36 | 02/14/26 | 02/15/26 |
| Zinc | ND | | ug/L | 10 | 7.6 | 02/14/26 | 02/15/26 |

| | | | | | |
|---|---|---|---|---|---|
| **Type:** | **Lab Control Sample** | **Lab ID:** | **QC1340778** | **Batch:** | **395413** |
| **Matrix:** | **Water** | **Method:** | **EPA 200.8** | **Prep Method:** | **EPA 3015A** |

| QC1340778 Analyte | Result | Spiked | Units | Recovery | Qual | Limits |
|---|---|---|---|---|---|---|
| Antimony | 104.3 | 100.0 | ug/L | 104% | | 85-115 |
| Arsenic | 96.84 | 100.0 | ug/L | 97% | | 85-115 |
| Barium | 95.15 | 100.0 | ug/L | 95% | | 85-115 |
| Beryllium | 95.57 | 100.0 | ug/L | 96% | | 85-115 |
| Boron | 89.16 | 100.0 | ug/L | 89% | | 85-115 |
| Cadmium | 97.77 | 100.0 | ug/L | 98% | | 85-115 |
| Chromium | 97.32 | 100.0 | ug/L | 97% | | 85-115 |
| Cobalt | 99.92 | 100.0 | ug/L | 100% | | 85-115 |
| Copper | 98.79 | 100.0 | ug/L | 99% | | 85-115 |
| Lead | 95.94 | 100.0 | ug/L | 96% | | 85-115 |
| Manganese | 97.87 | 100.0 | ug/L | 98% | | 85-115 |
| Nickel | 98.90 | 100.0 | ug/L | 99% | | 85-115 |
| Selenium | 98.62 | 100.0 | ug/L | 99% | | 85-115 |
| Silver | 48.44 | 50.00 | ug/L | 97% | | 85-115 |
| Thallium | 95.83 | 100.0 | ug/L | 96% | | 85-115 |
| Tin | 93.56 | 100.0 | ug/L | 94% | | 85-115 |
| Vanadium | 97.54 | 100.0 | ug/L | 98% | | 85-115 |
| Zinc | 96.49 | 100.0 | ug/L | 96% | | 85-115 |

ENTHALPY ANALYTICAL

# Batch QC

| Type: | Matrix Spike | Lab ID: | QC1340813 | Batch: | 395413 |
|---|---|---|---|---|---|
| Matrix (Source ID): | Water (553152-002) | Method: | EPA 200.8 | Prep Method: | EPA 3015A |

| QC1340813 Analyte | Result | Source Sample Result | Spiked | Units | Recovery | Qual | Limits | DF |
|---|---|---|---|---|---|---|---|---|
| Antimony | 39.60 | 1.672 | 100.0 | ug/L | 38% | * | 70-130 | 1 |
| Arsenic | 100.9 | 11.66 | 100.0 | ug/L | 89% | | 70-130 | 1 |
| Barium | 314.8 | 227.6 | 100.0 | ug/L | 87% | | 70-130 | 1 |
| Beryllium | 102.1 | 1.107 | 100.0 | ug/L | 101% | | 70-130 | 1 |
| Boron | 404.0 | 318.2 | 100.0 | ug/L | 86% | | 70-130 | 5 |
| Cadmium | 95.06 | 0.3950 | 100.0 | ug/L | 95% | | 70-130 | 1 |
| Chromium | 112.9 | 23.27 | 100.0 | ug/L | 90% | | 70-130 | 1 |
| Cobalt | 104.6 | 11.56 | 100.0 | ug/L | 93% | | 70-130 | 1 |
| Copper | 128.8 | 35.40 | 100.0 | ug/L | 93% | | 70-130 | 1 |
| Lead | 115.2 | 20.43 | 100.0 | ug/L | 95% | | 70-130 | 1 |
| Manganese | 497.2 | 410.4 | 100.0 | ug/L | 87% | NM | 70-130 | 1 |
| Nickel | 116.3 | 23.44 | 100.0 | ug/L | 93% | | 70-130 | 1 |
| Selenium | 92.53 | 5.340 | 100.0 | ug/L | 87% | | 70-130 | 1 |
| Silver | 46.68 | ND | 50.00 | ug/L | 93% | | 70-130 | 1 |
| Thallium | 95.92 | ND | 100.0 | ug/L | 96% | | 70-130 | 1 |
| Tin | 11.83 | ND | 100.0 | ug/L | 12% | * | 70-130 | 1 |
| Vanadium | 137.4 | 46.57 | 100.0 | ug/L | 91% | | 70-130 | 1 |
| Zinc | 200.5 | 106.6 | 100.0 | ug/L | 94% | | 70-130 | 1 |

| Type: | Matrix Spike Duplicate | Lab ID: | QC1340814 | Batch: | 395413 |
|---|---|---|---|---|---|
| Matrix (Source ID): | Water (553152-002) | Method: | EPA 200.8 | Prep Method: | EPA 3015A |

| QC1340814 Analyte | Result | Source Sample Result | Spiked | Units | Recovery | Qual | Limits | RPD | RPD Lim | DF |
|---|---|---|---|---|---|---|---|---|---|---|
| Antimony | 38.81 | 1.672 | 100.0 | ug/L | 37% | * | 70-130 | 2 | 20 | 1 |
| Arsenic | 98.77 | 11.66 | 100.0 | ug/L | 87% | | 70-130 | 2 | 20 | 1 |
| Barium | 320.4 | 227.6 | 100.0 | ug/L | 93% | | 70-130 | 2 | 20 | 1 |
| Beryllium | 99.80 | 1.107 | 100.0 | ug/L | 99% | | 70-130 | 2 | 20 | 1 |
| Boron | 403.0 | 318.2 | 100.0 | ug/L | 85% | | 70-130 | 0 | 20 | 5 |
| Cadmium | 93.22 | 0.3950 | 100.0 | ug/L | 93% | | 70-130 | 2 | 20 | 1 |
| Chromium | 111.9 | 23.27 | 100.0 | ug/L | 89% | | 70-130 | 1 | 20 | 1 |
| Cobalt | 103.2 | 11.56 | 100.0 | ug/L | 92% | | 70-130 | 1 | 20 | 1 |
| Copper | 127.0 | 35.40 | 100.0 | ug/L | 92% | | 70-130 | 1 | 20 | 1 |
| Lead | 113.1 | 20.43 | 100.0 | ug/L | 93% | | 70-130 | 2 | 20 | 1 |
| Manganese | 495.6 | 410.4 | 100.0 | ug/L | 85% | NM | 70-130 | 0 | 20 | 1 |
| Nickel | 114.0 | 23.44 | 100.0 | ug/L | 91% | | 70-130 | 2 | 20 | 1 |
| Selenium | 89.96 | 5.340 | 100.0 | ug/L | 85% | | 70-130 | 3 | 20 | 1 |
| Silver | 45.92 | ND | 50.00 | ug/L | 92% | | 70-130 | 2 | 20 | 1 |
| Thallium | 91.23 | ND | 100.0 | ug/L | 91% | | 70-130 | 5 | 20 | 1 |
| Tin | 11.54 | ND | 100.0 | ug/L | 12% | * | 70-130 | 2 | 20 | 1 |
| Vanadium | 135.9 | 46.57 | 100.0 | ug/L | 89% | | 70-130 | 1 | 20 | 1 |
| Zinc | 196.7 | 106.6 | 100.0 | ug/L | 90% | | 70-130 | 2 | 20 | 1 |

ENTHALPY ANALYTICAL

# Batch QC

| | | | | | |
|---|---|---|---|---|---|
| **Type:** | **Blank** | **Lab ID:** | **QC1340688** | **Batch:** | **395394** |
| **Matrix:** | **Water** | **Method:** | **EPA 245.1** | **Prep Method:** | **EPA 245.1** |

| QC1340688 Analyte | Result | Qual | Units | RL | MDL | Prepared | Analyzed |
|---|---|---|---|---|---|---|---|
| Mercury | ND | | ug/L | 0.40 | 0.091 | 02/14/26 | 02/14/26 |

| | | | | | |
|---|---|---|---|---|---|
| **Type:** | **Lab Control Sample** | **Lab ID:** | **QC1340689** | **Batch:** | **395394** |
| **Matrix:** | **Water** | **Method:** | **EPA 245.1** | **Prep Method:** | **EPA 245.1** |

| QC1340689 Analyte | Result | Spiked | Units | Recovery | Qual | Limits |
|---|---|---|---|---|---|---|
| Mercury | 5.162 | 5.000 | ug/L | 103% | | 85-115 |

| | | | | | |
|---|---|---|---|---|---|
| **Type:** | **Matrix Spike** | **Lab ID:** | **QC1340690** | **Batch:** | **395394** |
| **Matrix (Source ID):** | **Water (553148-001)** | **Method:** | **EPA 245.1** | **Prep Method:** | **EPA 245.1** |

| QC1340690 Analyte | Result | Source Sample Result | Spiked | Units | Recovery | Qual | Limits | DF |
|---|---|---|---|---|---|---|---|---|
| Mercury | 958.6 | ND | 1000 | ug/L | 96% | | 75-125 | 200 |

| | | | | | |
|---|---|---|---|---|---|
| **Type:** | **Matrix Spike Duplicate** | **Lab ID:** | **QC1340691** | **Batch:** | **395394** |
| **Matrix (Source ID):** | **Water (553148-001)** | **Method:** | **EPA 245.1** | **Prep Method:** | **EPA 245.1** |

| QC1340691 Analyte | Result | Source Sample Result | Spiked | Units | Recovery | Qual | Limits | RPD | RPD Lim | DF |
|---|---|---|---|---|---|---|---|---|---|---|
| Mercury | 947.6 | ND | 1000 | ug/L | 95% | | 75-125 | 1 | 20 | 200 |

| | | | | | |
|---|---|---|---|---|---|
| **Type:** | **Matrix Spike** | **Lab ID:** | **QC1340692** | **Batch:** | **395394** |
| **Matrix (Source ID):** | **Water (553152-001)** | **Method:** | **EPA 245.1** | **Prep Method:** | **EPA 245.1** |

| QC1340692 Analyte | Result | Source Sample Result | Spiked | Units | Recovery | Qual | Limits | DF |
|---|---|---|---|---|---|---|---|---|
| Mercury | 4.764 | ND | 5.000 | ug/L | 95% | | 75-125 | 1 |

| | | | | | |
|---|---|---|---|---|---|
| **Type:** | **Matrix Spike Duplicate** | **Lab ID:** | **QC1340693** | **Batch:** | **395394** |
| **Matrix (Source ID):** | **Water (553152-001)** | **Method:** | **EPA 245.1** | **Prep Method:** | **EPA 245.1** |

| QC1340693 Analyte | Result | Source Sample Result | Spiked | Units | Recovery | Qual | Limits | RPD | RPD Lim | DF |
|---|---|---|---|---|---|---|---|---|---|---|
| Mercury | 4.782 | ND | 5.000 | ug/L | 96% | | 75-125 | 0 | 20 | 1 |

ENTHALPY ANALYTICAL

# Batch QC

| | | | | | |
|---|---|---|---|---|---|
| **Type:** | **Blank** | **Lab ID:** | **QC1340486** | **Batch:** | **395327** |
| **Matrix:** | **Water** | **Method:** | **EPA 300.0** | **Prep Method:** | **METHOD** |

| QC1340486 Analyte | Result | Qual | Units | RL | MDL | Prepared | Analyzed |
|---|---|---|---|---|---|---|---|
| Fluoride | ND | | mg/L | 0.20 | 0.059 | 02/13/26 13:37 | 02/13/26 14:55 |
| Chloride | ND | | mg/L | 1.0 | 0.26 | 02/13/26 13:37 | 02/13/26 14:55 |
| Nitrogen, Nitrite | ND | | mg/L | 0.10 | 0.02 | 02/13/26 13:37 | 02/13/26 14:55 |
| Bromide | ND | | mg/L | 0.30 | 0.061 | 02/13/26 13:37 | 02/13/26 14:55 |
| Nitrogen, Nitrate | ND | | mg/L | 0.10 | 0.05 | 02/13/26 13:37 | 02/13/26 14:55 |
| Sulfate | ND | | mg/L | 1.0 | 0.18 | 02/13/26 13:37 | 02/13/26 14:55 |

| | | | | | |
|---|---|---|---|---|---|
| **Type:** | **Lab Control Sample** | **Lab ID:** | **QC1340487** | **Batch:** | **395327** |
| **Matrix:** | **Water** | **Method:** | **EPA 300.0** | **Prep Method:** | **METHOD** |

| QC1340487 Analyte | Result | Spiked | Units | Recovery | Qual | Limits |
|---|---|---|---|---|---|---|
| Fluoride | 10.16 | 10.00 | mg/L | 102% | | 90-110 |
| Chloride | 47.47 | 50.00 | mg/L | 95% | | 90-110 |
| Nitrogen, Nitrite | 4.482 | 4.567 | mg/L | 98% | | 90-110 |
| Bromide | 14.57 | 15.00 | mg/L | 97% | | 90-110 |
| Nitrogen, Nitrate | 4.425 | 4.518 | mg/L | 98% | | 90-110 |
| Sulfate | 25.97 | 25.00 | mg/L | 104% | | 90-110 |

| | | | | | |
|---|---|---|---|---|---|
| **Type:** | **Matrix Spike** | **Lab ID:** | **QC1340488** | **Batch:** | **395327** |
| **Matrix (Source ID):** | **Water (552994-001)** | **Method:** | **EPA 300.0** | **Prep Method:** | **METHOD** |

| QC1340488 Analyte | Result | Source Sample Result | Spiked | Units | Recovery | Qual | Limits | DF |
|---|---|---|---|---|---|---|---|---|
| Fluoride | 19.71 | 0.2115 | 20.00 | mg/L | 97% | | 80-129 | 1 |
| Chloride | 783.9 | 1031 | 100.0 | mg/L | -247% | E,NM | 80-123 | 1 |
| Nitrogen, Nitrite | 8.991 | ND | 9.134 | mg/L | 98% | | 80-122 | 1 |
| Bromide | 17.99 | 3.467 | 15.00 | mg/L | 97% | | 80-121 | 1 |
| Nitrogen, Nitrate | 9.071 | ND | 9.036 | mg/L | 100% | | 80-123 | 1 |
| Sulfate | 95.13 | 46.83 | 50.00 | mg/L | 97% | | 79-124 | 1 |

| | | | | | |
|---|---|---|---|---|---|
| **Type:** | **Matrix Spike Duplicate** | **Lab ID:** | **QC1340489** | **Batch:** | **395327** |
| **Matrix (Source ID):** | **Water (552994-001)** | **Method:** | **EPA 300.0** | **Prep Method:** | **METHOD** |

| QC1340489 Analyte | Result | Source Sample Result | Spiked | Units | Recovery | Qual | Limits | RPD | RPD Lim | DF |
|---|---|---|---|---|---|---|---|---|---|---|
| Fluoride | 19.58 | 0.2115 | 20.00 | mg/L | 97% | | 80-129 | 1 | 21 | 1 |
| Chloride | 783.8 | 1031 | 100.0 | mg/L | -247% | E,NM | 80-123 | | 20 | 1 |
| Nitrogen, Nitrite | 8.925 | ND | 9.134 | mg/L | 98% | | 80-122 | 1 | 21 | 1 |
| Bromide | 17.87 | 3.467 | 15.00 | mg/L | 96% | | 80-121 | 1 | 20 | 1 |
| Nitrogen, Nitrate | 8.990 | ND | 9.036 | mg/L | 99% | | 80-123 | 1 | 20 | 1 |
| Sulfate | 94.81 | 46.83 | 50.00 | mg/L | 96% | | 79-124 | 0 | 20 | 1 |

ENTHALPY ANALYTICAL

# Batch QC

| Type: | Matrix Spike | Lab ID: | QC1340490 | Batch: | 395327 |
|---|---|---|---|---|---|
| Matrix (Source ID): | Water (553034-001) | Method: | EPA 300.0 | Prep Method: | METHOD |

| QC1340490 Analyte | Result | Source Sample Result | Spiked | Units | Recovery | Qual | Limits | DF |
|---|---|---|---|---|---|---|---|---|
| Fluoride | 20.40 | 0.2442 | 20.00 | mg/L | 101% | | 80-129 | 1 |
| Chloride | 234.0 | 148.6 | 100.0 | mg/L | 85% | E | 80-123 | 1 |
| Nitrogen, Nitrite | 9.157 | 0.1363 | 9.134 | mg/L | 99% | | 80-122 | 1 |
| Bromide | 14.85 | 0.3978 | 15.00 | mg/L | 96% | | 80-121 | 1 |
| Nitrogen, Nitrate | 11.25 | 2.434 | 9.036 | mg/L | 98% | | 80-123 | 1 |
| Sulfate | 94.61 | 46.94 | 50.00 | mg/L | 95% | | 79-124 | 1 |

| Type: | Matrix Spike Duplicate | Lab ID: | QC1340491 | Batch: | 395327 |
|---|---|---|---|---|---|
| Matrix (Source ID): | Water (553034-001) | Method: | EPA 300.0 | Prep Method: | METHOD |

| QC1340491 Analyte | Result | Source Sample Result | Spiked | Units | Recovery | Qual | Limits | RPD | RPD Lim | DF |
|---|---|---|---|---|---|---|---|---|---|---|
| Fluoride | 20.36 | 0.2442 | 20.00 | mg/L | 101% | | 80-129 | 0 | 21 | 1 |
| Chloride | 233.8 | 148.6 | 100.0 | mg/L | 85% | E | 80-123 | | 20 | 1 |
| Nitrogen, Nitrite | 9.156 | 0.1363 | 9.134 | mg/L | 99% | | 80-122 | 0 | 21 | 1 |
| Bromide | 14.82 | 0.3978 | 15.00 | mg/L | 96% | | 80-121 | 0 | 20 | 1 |
| Nitrogen, Nitrate | 11.23 | 2.434 | 9.036 | mg/L | 97% | | 80-123 | 0 | 20 | 1 |
| Sulfate | 94.50 | 46.94 | 50.00 | mg/L | 95% | | 79-124 | 0 | 20 | 1 |

| Type: | Blank | Lab ID: | QC1340654 | Batch: | 395384 |
|---|---|---|---|---|---|
| Matrix: | Water | Method: | EPA 350.1 | Prep Method: | METHOD |

| QC1340654 Analyte | Result | Qual | Units | RL | MDL | Prepared | Analyzed |
|---|---|---|---|---|---|---|---|
| Ammonia-N | ND | | mg/L | 0.10 | 0.068 | 02/14/26 | 02/17/26 |

| Type: | Lab Control Sample | Lab ID: | QC1340655 | Batch: | 395384 |
|---|---|---|---|---|---|
| Matrix: | Water | Method: | EPA 350.1 | Prep Method: | METHOD |

| QC1340655 Analyte | Result | Spiked | Units | Recovery | Qual | Limits |
|---|---|---|---|---|---|---|
| Ammonia-N | 0.9855 | 1.000 | mg/L | 99% | | 90-110 |

| Type: | Matrix Spike | Lab ID: | QC1340656 | Batch: | 395384 |
|---|---|---|---|---|---|
| Matrix (Source ID): | Water (553152-001) | Method: | EPA 350.1 | Prep Method: | METHOD |

| QC1340656 Analyte | Result | Source Sample Result | Spiked | Units | Recovery | Qual | Limits | DF |
|---|---|---|---|---|---|---|---|---|
| Ammonia-N | 1.214 | 0.2489 | 1.000 | mg/L | 96% | | 90-110 | 1 |

ENTHALPY ANALYTICAL

# Batch QC

| | | | | | |
|---|---|---|---|---|---|
| **Type:** | Matrix Spike Duplicate | **Lab ID:** | QC1340657 | **Batch:** | 395384 |
| **Matrix (Source ID):** | Water (553152-001) | **Method:** | EPA 350.1 | **Prep Method:** | METHOD |

| QC1340657 Analyte | Result | Source Sample Result | Spiked | Units | Recovery | Qual | Limits | RPD | RPD Lim | DF |
|---|---|---|---|---|---|---|---|---|---|---|
| Ammonia-N | 1.243 | 0.2489 | 1.000 | mg/L | 99% | | 90-110 | 2 | 20 | 1 |

| | | | | | |
|---|---|---|---|---|---|
| **Type:** | Blank | **Lab ID:** | QC1340433 | **Batch:** | 395317 |
| **Matrix:** | Water | **Method:** | EPA 420.1 | **Prep Method:** | METHOD |

| QC1340433 Analyte | Result | Qual | Units | RL | MDL | Prepared | Analyzed |
|---|---|---|---|---|---|---|---|
| Total Phenolics | ND | | mg/L | 0.010 | 0.0056 | 02/13/26 | 02/13/26 |

| | | | | | |
|---|---|---|---|---|---|
| **Type:** | Lab Control Sample | **Lab ID:** | QC1340434 | **Batch:** | 395317 |
| **Matrix:** | Water | **Method:** | EPA 420.1 | **Prep Method:** | METHOD |

| QC1340434 Analyte | Result | Spiked | Units | Recovery | Qual | Limits |
|---|---|---|---|---|---|---|
| Total Phenolics | 0.07100 | 0.08000 | mg/L | 89% | | 80-120 |

| | | | | | |
|---|---|---|---|---|---|
| **Type:** | Lab Control Sample Duplicate | **Lab ID:** | QC1340435 | **Batch:** | 395317 |
| **Matrix:** | Water | **Method:** | EPA 420.1 | **Prep Method:** | METHOD |

| QC1340435 Analyte | Result | Spiked | Units | Recovery | Qual | Limits | RPD | RPD Lim |
|---|---|---|---|---|---|---|---|---|
| Total Phenolics | 0.07300 | 0.08000 | mg/L | 91% | | 80-120 | 3 | 20 |

ENTHALPY ANALYTICAL

# Batch QC

| Type: Blank | Lab ID: QC1340542 | Batch: 395350 |
|---|---|---|
| Matrix: Water | | |

| QC1340542 Analyte | Result | Qual | Units | RL | MDL | Prepared | Analyzed |
|---|---|---|---|---|---|---|---|
| Method: EPA 625.1<br>Prep Method: EPA 3510C | | | | | | | |
| a-Terpineol | ND | | ug/L | 10 | 2.1 | 02/13/26 | 02/14/26 |
| Benzoic acid | ND | | ug/L | 50 | 11 | 02/13/26 | 02/13/26 |
| 2-Methylphenol | ND | | ug/L | 10 | 3.2 | 02/13/26 | 02/13/26 |
| Pyridine | ND | | ug/L | 10 | 2.8 | 02/13/26 | 02/13/26 |
| Phenol | ND | | ug/L | 10 | 2.1 | 02/13/26 | 02/13/26 |
| Naphthalene | ND | | ug/L | 10 | 3.6 | 02/13/26 | 02/13/26 |
| 3-,4-Methylphenol | ND | | ug/L | 10 | 3.0 | 02/13/26 | 02/13/26 |
| Cresol | ND | | ug/L | 10 | | 02/13/26 | 02/13/26 |
| **Surrogates** | | | | **Limits** | | | |
| 2-Fluorophenol | 42% | | %REC | 36-95 | | 02/13/26 | 02/13/26 |
| Phenol-d6 | 26% | * | %REC | 28-82 | | 02/13/26 | 02/13/26 |
| 2,4,6-Tribromophenol | 54% | * | %REC | 61-140 | | 02/13/26 | 02/13/26 |
| Nitrobenzene-d5 | 57% | | %REC | 48-123 | | 02/13/26 | 02/13/26 |
| 2-Fluorobiphenyl | 55% | | %REC | 51-105 | | 02/13/26 | 02/13/26 |
| Terphenyl-d14 | 68% | | %REC | 65-117 | | 02/13/26 | 02/13/26 |
| Method: EPA 8270E<br>Prep Method: EPA 3510C | | | | | | | |
| Carbazole | ND | | ug/L | 10 | 2.8 | 02/13/26 | 02/13/26 |
| N-Nitrosodimethylamine | ND | | ug/L | 10 | 2.9 | 02/13/26 | 02/13/26 |
| Aniline | ND | | ug/L | 10 | 2.8 | 02/13/26 | 02/13/26 |
| bis(2-Chloroethyl)ether | ND | | ug/L | 25 | 3.7 | 02/13/26 | 02/13/26 |
| 2-Chlorophenol | ND | | ug/L | 10 | 3.6 | 02/13/26 | 02/13/26 |
| 1,3-Dichlorobenzene | ND | | ug/L | 10 | 3.3 | 02/13/26 | 02/13/26 |
| 1,4-Dichlorobenzene | ND | | ug/L | 10 | 3.4 | 02/13/26 | 02/13/26 |
| Benzyl alcohol | ND | | ug/L | 25 | 5.8 | 02/13/26 | 02/13/26 |
| 1,2-Dichlorobenzene | ND | | ug/L | 10 | 3.3 | 02/13/26 | 02/13/26 |
| bis(2-Chloroisopropyl) ether | ND | | ug/L | 10 | 3.8 | 02/13/26 | 02/13/26 |
| N-Nitroso-di-n-propylamine | ND | | ug/L | 10 | 3.9 | 02/13/26 | 02/13/26 |
| Hexachloroethane | ND | | ug/L | 10 | 3.0 | 02/13/26 | 02/13/26 |
| Nitrobenzene | ND | | ug/L | 25 | 8.4 | 02/13/26 | 02/13/26 |
| Isophorone | ND | | ug/L | 10 | 3.7 | 02/13/26 | 02/13/26 |
| 2-Nitrophenol | ND | | ug/L | 10 | 5.4 | 02/13/26 | 02/13/26 |
| 2,4-Dimethylphenol | ND | | ug/L | 10 | 3.2 | 02/13/26 | 02/13/26 |
| bis(2-Chloroethoxy)methane | ND | | ug/L | 10 | 3.7 | 02/13/26 | 02/13/26 |
| 2,4-Dichlorophenol | ND | | ug/L | 10 | 3.7 | 02/13/26 | 02/13/26 |
| 1,2,4-Trichlorobenzene | ND | | ug/L | 10 | 3.4 | 02/13/26 | 02/13/26 |
| 4-Chloroaniline | ND | | ug/L | 10 | 3.1 | 02/13/26 | 02/13/26 |
| Hexachlorobutadiene | ND | | ug/L | 10 | 2.2 | 02/13/26 | 02/13/26 |
| 4-Chloro-3-methylphenol | ND | | ug/L | 10 | 3.6 | 02/13/26 | 02/13/26 |
| 2-Methylnaphthalene | ND | | ug/L | 10 | 3.4 | 02/13/26 | 02/13/26 |
| Hexachlorocyclopentadiene | ND | | ug/L | 25 | 7.8 | 02/13/26 | 02/13/26 |
| 2,4,6-Trichlorophenol | ND | | ug/L | 10 | 4.1 | 02/13/26 | 02/13/26 |
| 2,4,5-Trichlorophenol | ND | | ug/L | 10 | 3.7 | 02/13/26 | 02/13/26 |
| 2-Chloronaphthalene | ND | | ug/L | 10 | 3.4 | 02/13/26 | 02/13/26 |
| 2-Nitroaniline | ND | | ug/L | 50 | 4.3 | 02/13/26 | 02/13/26 |

ENTHALPY ANALYTICAL

# Batch QC

| QC1340542 Analyte | Result | Qual | Units | RL | MDL | Prepared | Analyzed |
|---|---|---|---|---|---|---|---|
| Dimethylphthalate | ND | | ug/L | 10 | 3.4 | 02/13/26 | 02/13/26 |
| Acenaphthylene | ND | | ug/L | 10 | 3.9 | 02/13/26 | 02/13/26 |
| 2,6-Dinitrotoluene | ND | | ug/L | 10 | 4.4 | 02/13/26 | 02/13/26 |
| 3-Nitroaniline | ND | | ug/L | 10 | 4.0 | 02/13/26 | 02/13/26 |
| Acenaphthene | ND | | ug/L | 10 | 3.2 | 02/13/26 | 02/13/26 |
| 2,4-Dinitrophenol | ND | | ug/L | 50 | 15 | 02/13/26 | 02/13/26 |
| 4-Nitrophenol | ND | | ug/L | 50 | 8.5 | 02/13/26 | 02/13/26 |
| Dibenzofuran | ND | | ug/L | 10 | 3.2 | 02/13/26 | 02/13/26 |
| 2,4-Dinitrotoluene | ND | | ug/L | 10 | 4.3 | 02/13/26 | 02/13/26 |
| Diethylphthalate | ND | | ug/L | 10 | 2.9 | 02/13/26 | 02/13/26 |
| Fluorene | ND | | ug/L | 10 | 3.1 | 02/13/26 | 02/13/26 |
| 4-Chlorophenyl-phenylether | ND | | ug/L | 10 | 3.1 | 02/13/26 | 02/13/26 |
| 4-Nitroaniline | ND | | ug/L | 10 | 3.3 | 02/13/26 | 02/13/26 |
| 4,6-Dinitro-2-methylphenol | ND | | ug/L | 50 | 17 | 02/13/26 | 02/13/26 |
| N-Nitrosodiphenylamine | ND | | ug/L | 10 | 4.0 | 02/13/26 | 02/13/26 |
| 1,2-diphenylhydrazine (as azobenzene) | ND | | ug/L | 10 | 2.9 | 02/13/26 | 02/13/26 |
| 4-Bromophenyl-phenylether | ND | | ug/L | 10 | 3.3 | 02/13/26 | 02/13/26 |
| Hexachlorobenzene | ND | | ug/L | 10 | 3.0 | 02/13/26 | 02/13/26 |
| Pentachlorophenol | ND | | ug/L | 25 | 5.7 | 02/13/26 | 02/13/26 |
| Phenanthrene | ND | | ug/L | 10 | 2.9 | 02/13/26 | 02/13/26 |
| Anthracene | ND | | ug/L | 10 | 2.8 | 02/13/26 | 02/13/26 |
| Di-n-butylphthalate | ND | | ug/L | 10 | 3.0 | 02/13/26 | 02/13/26 |
| Fluoranthene | ND | | ug/L | 10 | 2.8 | 02/13/26 | 02/13/26 |
| Benzidine | ND | | ug/L | 50 | 19 | 02/13/26 | 02/13/26 |
| Pyrene | ND | | ug/L | 10 | 2.7 | 02/13/26 | 02/13/26 |
| Butylbenzylphthalate | ND | | ug/L | 10 | 3.6 | 02/13/26 | 02/13/26 |
| 3,3'-Dichlorobenzidine | ND | | ug/L | 25 | 5.2 | 02/13/26 | 02/13/26 |
| Benzo(a)anthracene | ND | | ug/L | 10 | 2.4 | 02/13/26 | 02/13/26 |
| Chrysene | ND | | ug/L | 10 | 2.5 | 02/13/26 | 02/13/26 |
| bis(2-Ethylhexyl)phthalate | ND | | ug/L | 10 | 3.3 | 02/13/26 | 02/13/26 |
| Di-n-octylphthalate | ND | | ug/L | 10 | 4.7 | 02/13/26 | 02/13/26 |
| Benzo(b)fluoranthene | ND | | ug/L | 10 | 3.0 | 02/13/26 | 02/13/26 |
| Benzo(k)fluoranthene | ND | | ug/L | 10 | 3.1 | 02/13/26 | 02/13/26 |
| Benzo(a)pyrene | ND | | ug/L | 10 | 3.1 | 02/13/26 | 02/13/26 |
| Indeno(1,2,3-cd)pyrene | ND | | ug/L | 10 | 4.2 | 02/13/26 | 02/13/26 |
| Dibenz(a,h)anthracene | ND | | ug/L | 10 | 4.2 | 02/13/26 | 02/13/26 |
| Benzo(g,h,i)perylene | ND | | ug/L | 10 | 4.1 | 02/13/26 | 02/13/26 |
| **Surrogates** | | | | **Limits** | | | |
| 2-Fluorophenol | 42% | | %REC | 15-120 | | 02/13/26 | 02/13/26 |
| Phenol-d6 | 26% | | %REC | 15-120 | | 02/13/26 | 02/13/26 |
| 2,4,6-Tribromophenol | 54% | | %REC | 15-140 | | 02/13/26 | 02/13/26 |
| Nitrobenzene-d5 | 57% | | %REC | 15-123 | | 02/13/26 | 02/13/26 |
| 2-Fluorobiphenyl | 55% | | %REC | 15-120 | | 02/13/26 | 02/13/26 |
| Terphenyl-d14 | 68% | | %REC | 15-120 | | 02/13/26 | 02/13/26 |

ENTHALPY ANALYTICAL

# Batch QC

| Type: Lab Control Sample | Lab ID: QC1340543 | Batch: 395350 |
|---|---|---|
| Matrix: Water | | |

| QC1340543 Analyte | Result | Spiked | Units | Recovery | Qual | Limits |
|---|---|---|---|---|---|---|
| Method: EPA 625.1<br>Prep Method: EPA 3510C | | | | | | |
| 2-Methylphenol | 47.05 | 75.00 | ug/L | 63% | | 44-120 |
| Pyridine | 37.08 | 75.00 | ug/L | 49% | | 13-120 |
| Phenol | 22.41 | 75.00 | ug/L | 30% | | 10-85 |
| Naphthalene | 47.46 | 75.00 | ug/L | 63% | | 23-133 |
| 3-,4-Methylphenol | 45.07 | 75.00 | ug/L | 60% | | 40-120 |
| **Surrogates** | | | | | | |
| 2-Fluorophenol | 17.25 | 40.00 | ug/L | 43% | | 36-95 |
| Phenol-d6 | 11.54 | 40.00 | ug/L | 29% | | 28-82 |
| 2,4,6-Tribromophenol | 26.88 | 40.00 | ug/L | 67% | | 61-140 |
| Nitrobenzene-d5 | 25.51 | 40.00 | ug/L | 64% | | 48-123 |
| 2-Fluorobiphenyl | 23.15 | 40.00 | ug/L | 58% | | 51-105 |
| Terphenyl-d14 | 27.26 | 40.00 | ug/L | 68% | | 65-117 |
| Method: EPA 8270E<br>Prep Method: EPA 3510C | | | | | | |
| Phenol | 22.41 | 75.00 | ug/L | 30% | | 14-120 |
| 2-Chlorophenol | 50.78 | 75.00 | ug/L | 68% | | 46-120 |
| 1,4-Dichlorobenzene | 44.39 | 75.00 | ug/L | 59% | | 42-120 |
| 3-,4-Methylphenol | 45.07 | 75.00 | ug/L | 60% | | 40-120 |
| N-Nitroso-di-n-propylamine | 53.05 | 75.00 | ug/L | 71% | | 54-121 |
| 2,4-Dimethylphenol | 57.63 | 75.00 | ug/L | 77% | | 48-120 |
| 1,2,4-Trichlorobenzene | 48.09 | 75.00 | ug/L | 64% | | 45-120 |
| 4-Chloro-3-methylphenol | 55.07 | 75.00 | ug/L | 73% | | 60-121 |
| 2,4,5-Trichlorophenol | 51.84 | 75.00 | ug/L | 69% | | 62-124 |
| Acenaphthene | 49.58 | 75.00 | ug/L | 66% | | 56-120 |
| 4-Nitrophenol | 25.96 | 75.00 | ug/L | 35% | | 17-120 |
| 2,4-Dinitrotoluene | 55.40 | 75.00 | ug/L | 74% | | 69-127 |
| Pentachlorophenol | 51.74 | 75.00 | ug/L | 69% | | 51-120 |
| Pyrene | 56.50 | 75.00 | ug/L | 75% | | 68-123 |
| Chrysene | 53.68 | 75.00 | ug/L | 72% | | 66-120 |
| Benzo(b)fluoranthene | 58.55 | 75.00 | ug/L | 78% | | 67-120 |
| **Surrogates** | | | | | | |
| 2-Fluorophenol | 17.25 | 40.00 | ug/L | 43% | | 15-120 |
| Phenol-d6 | 11.54 | 40.00 | ug/L | 29% | | 15-120 |
| 2,4,6-Tribromophenol | 26.88 | 40.00 | ug/L | 67% | | 15-140 |
| Nitrobenzene-d5 | 25.51 | 40.00 | ug/L | 64% | | 15-123 |
| 2-Fluorobiphenyl | 23.15 | 40.00 | ug/L | 58% | | 15-120 |
| Terphenyl-d14 | 27.26 | 40.00 | ug/L | 68% | | 15-120 |

ENTHALPY ANALYTICAL

# Batch QC

**Type:** Lab Control Sample Duplicate **Lab ID:** QC1340544 **Batch:** 395350
**Matrix:** Water

| QC1340544 Analyte | Result | Spiked | Units | Recovery | Qual | Limits | RPD | RPD Lim |
|---|---|---|---|---|---|---|---|---|
| Method: EPA 625.1<br>Prep Method: EPA 3510C | | | | | | | | |
| 2-Methylphenol | 44.31 | 75.00 | ug/L | 59% | | 44-120 | 6 | 51 |
| Pyridine | 33.18 | 75.00 | ug/L | 44% | | 13-120 | 11 | 62 |
| Phenol | 20.55 | 75.00 | ug/L | 27% | | 10-85 | 9 | 52 |
| Naphthalene | 44.72 | 75.00 | ug/L | 60% | | 23-133 | 6 | 50 |
| 3-,4-Methylphenol | 41.68 | 75.00 | ug/L | 56% | | 40-120 | 8 | 51 |
| **Surrogates** | | | | | | | | |
| 2-Fluorophenol | 15.85 | 40.00 | ug/L | 40% | | 36-95 | | |
| Phenol-d6 | 11.00 | 40.00 | ug/L | 28% | | 28-82 | | |
| 2,4,6-Tribromophenol | 27.64 | 40.00 | ug/L | 69% | | 61-140 | | |
| Nitrobenzene-d5 | 24.82 | 40.00 | ug/L | 62% | | 48-123 | | |
| 2-Fluorobiphenyl | 22.47 | 40.00 | ug/L | 56% | | 51-105 | | |
| Terphenyl-d14 | 26.36 | 40.00 | ug/L | 66% | | 65-117 | | |
| Method: EPA 8270E<br>Prep Method: EPA 3510C | | | | | | | | |
| Phenol | 20.55 | 75.00 | ug/L | 27% | | 14-120 | 9 | 52 |
| 2-Chlorophenol | 46.95 | 75.00 | ug/L | 63% | | 46-120 | 8 | 52 |
| 1,4-Dichlorobenzene | 41.06 | 75.00 | ug/L | 55% | | 42-120 | 8 | 53 |
| 3-,4-Methylphenol | 41.68 | 75.00 | ug/L | 56% | | 40-120 | 8 | 51 |
| N-Nitroso-di-n-propylamine | 49.96 | 75.00 | ug/L | 67% | | 54-121 | 6 | 52 |
| 2,4-Dimethylphenol | 53.73 | 75.00 | ug/L | 72% | | 48-120 | 7 | 52 |
| 1,2,4-Trichlorobenzene | 44.71 | 75.00 | ug/L | 60% | | 45-120 | 7 | 54 |
| 4-Chloro-3-methylphenol | 53.33 | 75.00 | ug/L | 71% | | 60-121 | 3 | 47 |
| 2,4,5-Trichlorophenol | 54.03 | 75.00 | ug/L | 72% | | 62-124 | 4 | 46 |
| Acenaphthene | 47.02 | 75.00 | ug/L | 63% | | 56-120 | 5 | 46 |
| 4-Nitrophenol | 26.39 | 75.00 | ug/L | 35% | | 17-120 | 2 | 44 |
| 2,4-Dinitrotoluene | 55.00 | 75.00 | ug/L | 73% | | 69-127 | 1 | 40 |
| Pentachlorophenol | 52.36 | 75.00 | ug/L | 70% | | 51-120 | 1 | 42 |
| Pyrene | 53.61 | 75.00 | ug/L | 71% | | 68-123 | 5 | 39 |
| Chrysene | 56.10 | 75.00 | ug/L | 75% | | 66-120 | 4 | 38 |
| Benzo(b)fluoranthene | 60.52 | 75.00 | ug/L | 81% | | 67-120 | 3 | 39 |
| **Surrogates** | | | | | | | | |
| 2-Fluorophenol | 15.85 | 40.00 | ug/L | 40% | | 15-120 | | |
| Phenol-d6 | 11.00 | 40.00 | ug/L | 28% | | 15-120 | | |
| 2,4,6-Tribromophenol | 27.64 | 40.00 | ug/L | 69% | | 15-140 | | |
| Nitrobenzene-d5 | 24.82 | 40.00 | ug/L | 62% | | 15-123 | | |
| 2-Fluorobiphenyl | 22.47 | 40.00 | ug/L | 56% | | 15-120 | | |
| Terphenyl-d14 | 26.36 | 40.00 | ug/L | 66% | | 15-120 | | |

ENTHALPY ANALYTICAL

# Batch QC

| Type: Blank | Lab ID: QC1340743 | Batch: 395405 |
|---|---|---|
| Matrix: Water | | |

| QC1340743 Analyte | Result | Qual | Units | RL | MDL | Prepared | Analyzed |
|---|---|---|---|---|---|---|---|
| Method: EPA 8081A<br>Prep Method: EPA 3510C | | | | | | | |
| alpha-BHC | ND | | ug/L | 0.05 | 0.01 | 02/14/26 | 02/14/26 |
| beta-BHC | ND | | ug/L | 0.05 | 0.01 | 02/14/26 | 02/14/26 |
| gamma-BHC | ND | | ug/L | 0.05 | 0.009 | 02/14/26 | 02/14/26 |
| delta-BHC | ND | | ug/L | 0.05 | 0.01 | 02/14/26 | 02/14/26 |
| Heptachlor | ND | | ug/L | 0.05 | 0.01 | 02/14/26 | 02/14/26 |
| Aldrin | ND | | ug/L | 0.05 | 0.01 | 02/14/26 | 02/14/26 |
| Heptachlor epoxide | ND | | ug/L | 0.05 | 0.01 | 02/14/26 | 02/14/26 |
| Endosulfan I | ND | | ug/L | 0.05 | 0.01 | 02/14/26 | 02/14/26 |
| Dieldrin | ND | | ug/L | 0.1 | 0.01 | 02/14/26 | 02/14/26 |
| 4,4'-DDE | ND | | ug/L | 0.1 | 0.01 | 02/14/26 | 02/14/26 |
| Endrin | ND | | ug/L | 0.1 | 0.01 | 02/14/26 | 02/14/26 |
| Endosulfan II | ND | | ug/L | 0.1 | 0.02 | 02/14/26 | 02/14/26 |
| Endosulfan sulfate | ND | | ug/L | 0.1 | 0.01 | 02/14/26 | 02/14/26 |
| 4,4'-DDD | ND | | ug/L | 0.1 | 0.01 | 02/14/26 | 02/14/26 |
| Endrin aldehyde | ND | | ug/L | 0.1 | 0.02 | 02/14/26 | 02/14/26 |
| Endrin ketone | ND | | ug/L | 0.1 | 0.02 | 02/14/26 | 02/14/26 |
| 4,4'-DDT | ND | | ug/L | 0.1 | 0.04 | 02/14/26 | 02/14/26 |
| Methoxychlor | ND | | ug/L | 0.1 | 0.03 | 02/14/26 | 02/14/26 |
| Toxaphene | ND | | ug/L | 2.0 | 0.4 | 02/14/26 | 02/14/26 |
| Chlordane (Technical) | ND | | ug/L | 1.0 | 0.2 | 02/14/26 | 02/14/26 |
| **Surrogates** | | | | **Limits** | | | |
| TCMX | 72% | | %REC | 29-120 | | 02/14/26 | 02/14/26 |
| Decachlorobiphenyl | 94% | | %REC | 33-132 | | 02/14/26 | 02/14/26 |
| Method: EPA 8082<br>Prep Method: EPA 3510C | | | | | | | |
| Aroclor-1016 | ND | | ug/L | 0.50 | 0.30 | 02/14/26 | 02/14/26 |
| Aroclor-1221 | ND | | ug/L | 0.50 | 0.47 | 02/14/26 | 02/14/26 |
| Aroclor-1232 | ND | | ug/L | 0.50 | 0.27 | 02/14/26 | 02/14/26 |
| Aroclor-1242 | ND | | ug/L | 0.50 | 0.29 | 02/14/26 | 02/14/26 |
| Aroclor-1248 | ND | | ug/L | 0.50 | 0.24 | 02/14/26 | 02/14/26 |
| Aroclor-1254 | ND | | ug/L | 0.50 | 0.27 | 02/14/26 | 02/14/26 |
| Aroclor-1260 | ND | | ug/L | 0.50 | 0.33 | 02/14/26 | 02/14/26 |
| Aroclor-1262 | ND | | ug/L | 0.50 | 0.29 | 02/14/26 | 02/14/26 |
| Aroclor-1268 | ND | | ug/L | 0.50 | 0.26 | 02/14/26 | 02/14/26 |
| **Surrogates** | | | | **Limits** | | | |
| Decachlorobiphenyl (PCB) | 79% | | %REC | 28-138 | | 02/14/26 | 02/14/26 |

ENTHALPY ANALYTICAL

# Batch QC

| | | | | | |
|---|---|---|---|---|---|
| **Type:** | **Lab Control Sample** | **Lab ID:** | **QC1340744** | **Batch:** | **395405** |
| **Matrix:** | **Water** | **Method:** | **EPA 8081A** | **Prep Method:** | **EPA 3510C** |

| QC1340744 Analyte | Result | Spiked | Units | Recovery | Qual | Limits |
|---|---|---|---|---|---|---|
| alpha-BHC | 0.5503 | 0.5000 | ug/L | 110% | | 66-121 |
| beta-BHC | 0.5558 | 0.5000 | ug/L | 111% | | 73-120 |
| gamma-BHC | 0.5529 | 0.5000 | ug/L | 111% | | 68-125 |
| delta-BHC | 0.5839 | 0.5000 | ug/L | 117% | | 68-131 |
| Heptachlor | 0.5689 | 0.5000 | ug/L | 114% | | 63-120 |
| Aldrin | 0.4776 | 0.5000 | ug/L | 96% | | 56-120 |
| Heptachlor epoxide | 0.5031 | 0.5000 | ug/L | 101% | | 65-120 |
| Endosulfan I | 0.5088 | 0.5000 | ug/L | 102% | | 68-124 |
| Dieldrin | 0.5175 | 0.5000 | ug/L | 103% | | 66-124 |
| 4,4'-DDE | 0.5364 | 0.5000 | ug/L | 107% | | 67-131 |
| Endrin | 0.5369 | 0.5000 | ug/L | 107% | | 68-135 |
| Endosulfan II | 0.5563 | 0.5000 | ug/L | 111% | | 71-130 |
| Endosulfan sulfate | 0.5342 | 0.5000 | ug/L | 107% | | 68-128 |
| 4,4'-DDD | 0.6609 | 0.5000 | ug/L | 132% | #,* | 65-130 |
| Endrin aldehyde | 0.4836 | 0.5000 | ug/L | 97% | | 67-124 |
| Endrin ketone | 0.5308 | 0.5000 | ug/L | 106% | | 69-137 |
| 4,4'-DDT | 0.4254 | 0.5000 | ug/L | 85% | # | 65-136 |
| Methoxychlor | 0.4260 | 0.5000 | ug/L | 85% | # | 69-150 |
| **Surrogates** | | | | | | |
| TCMX | 0.4510 | 0.5000 | ug/L | 90% | | 29-120 |
| Decachlorobiphenyl | 0.5334 | 0.5000 | ug/L | 107% | | 33-132 |

ENTHALPY ANALYTICAL

# Batch QC

| Type: | Lab Control Sample Duplicate | Lab ID: | QC1340745 | Batch: | 395405 |
|---|---|---|---|---|---|
| Matrix: | Water | Method: | EPA 8081A | Prep Method: | EPA 3510C |

| QC1340745 Analyte | Result | Spiked | Units | Recovery | Qual | Limits | RPD | RPD Lim |
|---|---|---|---|---|---|---|---|---|
| alpha-BHC | 0.5346 | 0.5000 | ug/L | 107% | | 66-121 | 3 | 20 |
| beta-BHC | 0.5321 | 0.5000 | ug/L | 106% | | 73-120 | 4 | 20 |
| gamma-BHC | 0.5325 | 0.5000 | ug/L | 107% | | 68-125 | 4 | 20 |
| delta-BHC | 0.5636 | 0.5000 | ug/L | 113% | | 68-131 | 4 | 20 |
| Heptachlor | 0.5461 | 0.5000 | ug/L | 109% | | 63-120 | 4 | 24 |
| Aldrin | 0.4527 | 0.5000 | ug/L | 91% | | 56-120 | 5 | 30 |
| Heptachlor epoxide | 0.5033 | 0.5000 | ug/L | 101% | | 65-120 | 0 | 20 |
| Endosulfan I | 0.4825 | 0.5000 | ug/L | 96% | | 68-124 | 5 | 20 |
| Dieldrin | 0.4948 | 0.5000 | ug/L | 99% | | 66-124 | 4 | 22 |
| 4,4'-DDE | 0.5088 | 0.5000 | ug/L | 102% | | 67-131 | 5 | 21 |
| Endrin | 0.5145 | 0.5000 | ug/L | 103% | | 68-135 | 4 | 20 |
| Endosulfan II | 0.5287 | 0.5000 | ug/L | 106% | | 71-130 | 5 | 21 |
| Endosulfan sulfate | 0.5126 | 0.5000 | ug/L | 103% | | 68-128 | 4 | 21 |
| 4,4'-DDD | 0.6250 | 0.5000 | ug/L | 125% | # | 65-130 | 6 | 22 |
| Endrin aldehyde | 0.4616 | 0.5000 | ug/L | 92% | | 67-124 | 5 | 20 |
| Endrin ketone | 0.5119 | 0.5000 | ug/L | 102% | | 69-137 | 4 | 21 |
| 4,4'-DDT | 0.4176 | 0.5000 | ug/L | 84% | # | 65-136 | 2 | 23 |
| Methoxychlor | 0.4218 | 0.5000 | ug/L | 84% | # | 69-150 | 1 | 23 |
| **Surrogates** | | | | | | | | |
| TCMX | 0.4316 | 0.5000 | ug/L | 86% | | 29-120 | | |
| Decachlorobiphenyl | 0.5090 | 0.5000 | ug/L | 102% | | 33-132 | | |

| Type: | Lab Control Sample | Lab ID: | QC1340746 | Batch: | 395405 |
|---|---|---|---|---|---|
| Matrix: | Water | Method: | EPA 8082 | Prep Method: | EPA 3510C |

| QC1340746 Analyte | Result | Spiked | Units | Recovery | Qual | Limits |
|---|---|---|---|---|---|---|
| Aroclor-1016 | 4.878 | 5.000 | ug/L | 98% | | 69-120 |
| Aroclor-1260 | 4.604 | 5.000 | ug/L | 92% | | 72-124 |
| **Surrogates** | | | | | | |
| Decachlorobiphenyl (PCB) | 0.3944 | 0.5000 | ug/L | 79% | | 28-138 |

| Type: | Lab Control Sample Duplicate | Lab ID: | QC1340747 | Batch: | 395405 |
|---|---|---|---|---|---|
| Matrix: | Water | Method: | EPA 8082 | Prep Method: | EPA 3510C |

| QC1340747 Analyte | Result | Spiked | Units | Recovery | Qual | Limits | RPD | RPD Lim |
|---|---|---|---|---|---|---|---|---|
| Aroclor-1016 | 5.191 | 5.000 | ug/L | 104% | | 69-120 | 6 | 22 |
| Aroclor-1260 | 5.019 | 5.000 | ug/L | 100% | | 72-124 | 9 | 25 |
| **Surrogates** | | | | | | | | |
| Decachlorobiphenyl (PCB) | 0.4306 | 0.5000 | ug/L | 86% | | 28-138 | | |

ENTHALPY ANALYTICAL

# Batch QC

| Type: | Lab Control Sample | Lab ID: | QC1340347 | Batch: | 395299 |
|---|---|---|---|---|---|
| Matrix: | Water | Method: | EPA 8260B | Prep Method: | EPA 5030B |

| QC1340347 Analyte | Result | Spiked | Units | Recovery | Qual | Limits |
|---|---|---|---|---|---|---|
| 1,1-Dichloroethene | 46.41 | 50.00 | ug/L | 93% | | 69-128 |
| MTBE | 51.93 | 50.00 | ug/L | 104% | | 66-125 |
| Benzene | 45.97 | 50.00 | ug/L | 92% | | 76-121 |
| Trichloroethene | 44.95 | 50.00 | ug/L | 90% | | 76-124 |
| Toluene | 46.30 | 50.00 | ug/L | 93% | | 76-120 |
| Chlorobenzene | 47.49 | 50.00 | ug/L | 95% | | 78-120 |
| **Surrogates** | | | | | | |
| Dibromofluoromethane | 54.20 | 50.00 | ug/L | 108% | | 70-130 |
| 1,2-Dichloroethane-d4 | 52.90 | 50.00 | ug/L | 106% | | 70-130 |
| Toluene-d8 | 50.47 | 50.00 | ug/L | 101% | | 70-130 |
| Bromofluorobenzene | 48.27 | 50.00 | ug/L | 97% | | 70-130 |

| Type: | Lab Control Sample Duplicate | Lab ID: | QC1340348 | Batch: | 395299 |
|---|---|---|---|---|---|
| Matrix: | Water | Method: | EPA 8260B | Prep Method: | EPA 5030B |

| QC1340348 Analyte | Result | Spiked | Units | Recovery | Qual | Limits | RPD | RPD Lim |
|---|---|---|---|---|---|---|---|---|
| 1,1-Dichloroethene | 45.69 | 50.00 | ug/L | 91% | | 69-128 | 2 | 23 |
| MTBE | 53.60 | 50.00 | ug/L | 107% | | 66-125 | 3 | 22 |
| Benzene | 47.15 | 50.00 | ug/L | 94% | | 76-121 | 3 | 21 |
| Trichloroethene | 45.55 | 50.00 | ug/L | 91% | | 76-124 | 1 | 22 |
| Toluene | 46.46 | 50.00 | ug/L | 93% | | 76-120 | 0 | 21 |
| Chlorobenzene | 47.51 | 50.00 | ug/L | 95% | | 78-120 | 0 | 20 |
| **Surrogates** | | | | | | | | |
| Dibromofluoromethane | 54.28 | 50.00 | ug/L | 109% | | 70-130 | | |
| 1,2-Dichloroethane-d4 | 53.14 | 50.00 | ug/L | 106% | | 70-130 | | |
| Toluene-d8 | 49.73 | 50.00 | ug/L | 99% | | 70-130 | | |
| Bromofluorobenzene | 48.38 | 50.00 | ug/L | 97% | | 70-130 | | |

ENTHALPY ANALYTICAL

# Batch QC

| | | | | | |
|---|---|---|---|---|---|
| **Type:** | **Blank** | **Lab ID:** | **QC1340350** | **Batch:** | **395299** |
| **Matrix:** | **Water** | **Method:** | **EPA 8260B** | **Prep Method:** | **EPA 5030B** |

| QC1340350 Analyte | Result | Qual | Units | RL | MDL | Prepared | Analyzed |
|---|---|---|---|---|---|---|---|
| Carbon Disulfide | ND | | ug/L | 5.0 | 0.2 | 02/13/26 | 02/13/26 |
| Chloroprene | ND | | ug/L | 200 | 0.4 | 02/13/26 | 02/13/26 |
| 3-Chloropropene | ND | | ug/L | 5.0 | 0.3 | 02/13/26 | 02/13/26 |
| Ethyl methacrylate | ND | | ug/L | 50 | 2.1 | 02/13/26 | 02/13/26 |
| Ethanol | ND | | ug/L | 500 | 110 | 02/13/26 | 02/13/26 |
| 2-Hexanone | ND | | ug/L | 5.0 | 1.1 | 02/13/26 | 02/13/26 |
| Isopropanol (IPA) | ND | | ug/L | 200 | 52 | 02/13/26 | 02/13/26 |
| Methyl acrylonitrile | ND | | ug/L | 35 | 3.7 | 02/13/26 | 02/13/26 |
| Vinyl Acetate | ND | | ug/L | 50 | 15 | 02/13/26 | 02/13/26 |
| Acrolein | ND | | ug/L | 200 | 2.7 | 02/13/26 | 02/13/26 |
| Acrylonitrile | ND | | ug/L | 10 | 0.7 | 02/13/26 | 02/13/26 |
| Freon 12 | ND | | ug/L | 5.0 | 0.1 | 02/13/26 | 02/13/26 |
| Chloromethane | ND | | ug/L | 5.0 | 0.2 | 02/13/26 | 02/13/26 |
| Vinyl Chloride | ND | | ug/L | 5.0 | 0.1 | 02/13/26 | 02/13/26 |
| Bromomethane | ND | | ug/L | 5.0 | 0.2 | 02/13/26 | 02/13/26 |
| Chloroethane | ND | | ug/L | 5.0 | 0.1 | 02/13/26 | 02/13/26 |
| Trichlorofluoromethane | ND | | ug/L | 5.0 | 0.06 | 02/13/26 | 02/13/26 |
| Iodomethane | ND | | ug/L | 5.0 | | 02/13/26 | 02/13/26 |
| Acetone | ND | | ug/L | 100 | 5.0 | 02/13/26 | 02/13/26 |
| Freon 113 | ND | | ug/L | 5.0 | 0.1 | 02/13/26 | 02/13/26 |
| 1,1-Dichloroethene | ND | | ug/L | 5.0 | 0.08 | 02/13/26 | 02/13/26 |
| Methylene Chloride | ND | | ug/L | 10 | 0.2 | 02/13/26 | 02/13/26 |
| MTBE | ND | | ug/L | 5.0 | 0.09 | 02/13/26 | 02/13/26 |
| trans-1,2-Dichloroethene | ND | | ug/L | 5.0 | 0.1 | 02/13/26 | 02/13/26 |
| 1,1-Dichloroethane | ND | | ug/L | 5.0 | 0.1 | 02/13/26 | 02/13/26 |
| 2-Butanone | ND | | ug/L | 10 | 1.5 | 02/13/26 | 02/13/26 |
| cis-1,2-Dichloroethene | ND | | ug/L | 5.0 | 0.09 | 02/13/26 | 02/13/26 |
| 2,2-Dichloropropane | ND | | ug/L | 5.0 | 0.1 | 02/13/26 | 02/13/26 |
| Chloroform | ND | | ug/L | 5.0 | 0.08 | 02/13/26 | 02/13/26 |
| Bromochloromethane | ND | | ug/L | 5.0 | 0.2 | 02/13/26 | 02/13/26 |
| 1,1,1-Trichloroethane | ND | | ug/L | 5.0 | 0.09 | 02/13/26 | 02/13/26 |
| 1,1-Dichloropropene | ND | | ug/L | 5.0 | 0.08 | 02/13/26 | 02/13/26 |
| Carbon Tetrachloride | ND | | ug/L | 5.0 | 0.06 | 02/13/26 | 02/13/26 |
| 1,2-Dichloroethane | ND | | ug/L | 5.0 | 0.1 | 02/13/26 | 02/13/26 |
| Benzene | ND | | ug/L | 1.0 | 0.1 | 02/13/26 | 02/13/26 |
| Trichloroethene | ND | | ug/L | 5.0 | 0.1 | 02/13/26 | 02/13/26 |
| 1,2-Dichloropropane | ND | | ug/L | 5.0 | 0.1 | 02/13/26 | 02/13/26 |
| Bromodichloromethane | ND | | ug/L | 5.0 | 0.09 | 02/13/26 | 02/13/26 |
| Dibromomethane | ND | | ug/L | 5.0 | 0.1 | 02/13/26 | 02/13/26 |
| 4-Methyl-2-Pentanone | ND | | ug/L | 5.0 | 1.0 | 02/13/26 | 02/13/26 |
| cis-1,3-Dichloropropene | ND | | ug/L | 5.0 | 0.3 | 02/13/26 | 02/13/26 |
| Toluene | ND | | ug/L | 5.0 | 0.2 | 02/13/26 | 02/13/26 |
| trans-1,3-Dichloropropene | ND | | ug/L | 5.0 | 0.3 | 02/13/26 | 02/13/26 |
| 1,1,2-Trichloroethane | ND | | ug/L | 5.0 | 0.2 | 02/13/26 | 02/13/26 |
| 1,3-Dichloropropane | ND | | ug/L | 5.0 | 0.1 | 02/13/26 | 02/13/26 |
| Tetrachloroethene | ND | | ug/L | 5.0 | 0.1 | 02/13/26 | 02/13/26 |
| Dibromochloromethane | ND | | ug/L | 5.0 | 0.08 | 02/13/26 | 02/13/26 |

ENTHALPY ANALYTICAL

## Batch QC

| QC1340350 Analyte | Result | Qual | Units | RL | MDL | Prepared | Analyzed |
|---|---|---|---|---|---|---|---|
| 1,2-Dibromoethane | ND | | ug/L | 5.0 | 0.2 | 02/13/26 | 02/13/26 |
| Chlorobenzene | ND | | ug/L | 5.0 | 0.1 | 02/13/26 | 02/13/26 |
| 1,1,1,2-Tetrachloroethane | ND | | ug/L | 5.0 | 0.08 | 02/13/26 | 02/13/26 |
| Ethylbenzene | ND | | ug/L | 5.0 | 0.09 | 02/13/26 | 02/13/26 |
| m,p-Xylenes | ND | | ug/L | 5.0 | 0.2 | 02/13/26 | 02/13/26 |
| o-Xylene | ND | | ug/L | 5.0 | 0.1 | 02/13/26 | 02/13/26 |
| Styrene | ND | | ug/L | 5.0 | 0.08 | 02/13/26 | 02/13/26 |
| Bromoform | ND | | ug/L | 5.0 | 0.08 | 02/13/26 | 02/13/26 |
| Isopropylbenzene | ND | | ug/L | 5.0 | 0.1 | 02/13/26 | 02/13/26 |
| 1,1,2,2-Tetrachloroethane | ND | | ug/L | 5.0 | 0.2 | 02/13/26 | 02/13/26 |
| 1,2,3-Trichloropropane | ND | | ug/L | 5.0 | 0.2 | 02/13/26 | 02/13/26 |
| Propylbenzene | ND | | ug/L | 5.0 | 0.1 | 02/13/26 | 02/13/26 |
| Bromobenzene | ND | | ug/L | 5.0 | 0.09 | 02/13/26 | 02/13/26 |
| 1,3,5-Trimethylbenzene | ND | | ug/L | 5.0 | 0.1 | 02/13/26 | 02/13/26 |
| 2-Chlorotoluene | ND | | ug/L | 5.0 | 0.1 | 02/13/26 | 02/13/26 |
| 4-Chlorotoluene | ND | | ug/L | 5.0 | 0.1 | 02/13/26 | 02/13/26 |
| tert-Butylbenzene | ND | | ug/L | 5.0 | 0.1 | 02/13/26 | 02/13/26 |
| 1,2,4-Trimethylbenzene | ND | | ug/L | 5.0 | 0.1 | 02/13/26 | 02/13/26 |
| sec-Butylbenzene | ND | | ug/L | 5.0 | 0.1 | 02/13/26 | 02/13/26 |
| para-Isopropyl Toluene | ND | | ug/L | 5.0 | 0.1 | 02/13/26 | 02/13/26 |
| 1,3-Dichlorobenzene | ND | | ug/L | 5.0 | 0.1 | 02/13/26 | 02/13/26 |
| 1,4-Dichlorobenzene | ND | | ug/L | 5.0 | 0.2 | 02/13/26 | 02/13/26 |
| n-Butylbenzene | ND | | ug/L | 5.0 | 0.1 | 02/13/26 | 02/13/26 |
| 1,2-Dichlorobenzene | ND | | ug/L | 5.0 | 0.09 | 02/13/26 | 02/13/26 |
| 1,2-Dibromo-3-Chloropropane | ND | | ug/L | 5.0 | 0.5 | 02/13/26 | 02/13/26 |
| 1,2,4-Trichlorobenzene | ND | | ug/L | 5.0 | 0.2 | 02/13/26 | 02/13/26 |
| Hexachlorobutadiene | ND | | ug/L | 5.0 | 0.2 | 02/13/26 | 02/13/26 |
| 1,2,3-Trichlorobenzene | ND | | ug/L | 5.0 | 0.1 | 02/13/26 | 02/13/26 |
| cis-1,4-Dichloro-2-butene | ND | | ug/L | 5.0 | 0.4 | 02/13/26 | 02/13/26 |
| trans-1,4-Dichloro-2-butene | ND | | ug/L | 5.0 | 0.4 | 02/13/26 | 02/13/26 |
| Xylene (total) | ND | | ug/L | 5.0 | | 02/13/26 | 02/13/26 |
| **Surrogates** | | | | **Limits** | | | |
| Dibromofluoromethane | 105% | | %REC | 70-130 | | 02/13/26 | 02/13/26 |
| 1,2-Dichloroethane-d4 | 99% | | %REC | 70-130 | | 02/13/26 | 02/13/26 |
| Toluene-d8 | 99% | | %REC | 70-130 | | 02/13/26 | 02/13/26 |
| Bromofluorobenzene | 97% | | %REC | 70-130 | | 02/13/26 | 02/13/26 |

ENTHALPY ANALYTICAL

# Batch QC

| Type: | Matrix Spike | Lab ID: | QC1340456 | Batch: | 395299 |
|---|---|---|---|---|---|
| Matrix (Source ID): | Water (552821-010) | Method: | EPA 8260B | Prep Method: | EPA 5030B |

| QC1340456 Analyte | Result | Source Sample Result | Spiked | Units | Recovery | Qual | Limits | DF |
|---|---|---|---|---|---|---|---|---|
| 1,1-Dichloroethene | 16.90 | 0.1123 | 20.00 | ug/L | 84% | | 62-131 | 1 |
| MTBE | 20.46 | ND | 20.00 | ug/L | 102% | | 61-124 | 1 |
| Benzene | 17.77 | ND | 20.00 | ug/L | 89% | | 70-123 | 1 |
| Trichloroethene | 19.63 | 2.634 | 20.00 | ug/L | 85% | | 65-131 | 1 |
| Toluene | 28.17 | 12.21 | 20.00 | ug/L | 80% | | 69-120 | 1 |
| Chlorobenzene | 19.39 | ND | 20.00 | ug/L | 97% | | 72-121 | 1 |
| **Surrogates** | | | | | | | | |
| Dibromofluoromethane | 55.92 | | 50.00 | ug/L | 112% | | 70-130 | 1 |
| 1,2-Dichloroethane-d4 | 53.47 | | 50.00 | ug/L | 107% | | 70-130 | 1 |
| Toluene-d8 | 49.38 | | 50.00 | ug/L | 99% | | 70-130 | 1 |
| Bromofluorobenzene | 48.58 | | 50.00 | ug/L | 97% | | 70-130 | 1 |

| Type: | Matrix Spike Duplicate | Lab ID: | QC1340457 | Batch: | 395299 |
|---|---|---|---|---|---|
| Matrix (Source ID): | Water (552821-010) | Method: | EPA 8260B | Prep Method: | EPA 5030B |

| QC1340457 Analyte | Result | Source Sample Result | Spiked | Units | Recovery | Qual | Limits | RPD | RPD Lim | DF |
|---|---|---|---|---|---|---|---|---|---|---|
| 1,1-Dichloroethene | 18.05 | 0.1123 | 20.00 | ug/L | 90% | | 62-131 | 7 | 31 | 1 |
| MTBE | 21.91 | ND | 20.00 | ug/L | 110% | | 61-124 | 7 | 30 | 1 |
| Benzene | 18.78 | ND | 20.00 | ug/L | 94% | | 70-123 | 5 | 31 | 1 |
| Trichloroethene | 20.22 | 2.634 | 20.00 | ug/L | 88% | | 65-131 | 3 | 31 | 1 |
| Toluene | 29.02 | 12.21 | 20.00 | ug/L | 84% | | 69-120 | 3 | 29 | 1 |
| Chlorobenzene | 20.26 | ND | 20.00 | ug/L | 101% | | 72-121 | 4 | 29 | 1 |
| **Surrogates** | | | | | | | | | | |
| Dibromofluoromethane | 54.29 | | 50.00 | ug/L | 109% | | 70-130 | | | 1 |
| 1,2-Dichloroethane-d4 | 54.74 | | 50.00 | ug/L | 109% | | 70-130 | | | 1 |
| Toluene-d8 | 49.18 | | 50.00 | ug/L | 98% | | 70-130 | | | 1 |
| Bromofluorobenzene | 47.90 | | 50.00 | ug/L | 96% | | 70-130 | | | 1 |

| Type: | Blank | Lab ID: | QC1340760 | Batch: | 395408 |
|---|---|---|---|---|---|
| Matrix: | Water | Method: | EPA 8270C-SIM | Prep Method: | EPA 3535 |

| QC1340760 Analyte | Result | Qual | Units | RL | MDL | Prepared | Analyzed |
|---|---|---|---|---|---|---|---|
| 1,4-Dioxane | ND | | ug/L | 1.0 | 0.84 | 02/14/26 | 02/14/26 |
| **Surrogates** | | | | **Limits** | | | |
| 1,4-Dioxane-d8 (SUR) | 102% | | %REC | 80-120 | | 02/14/26 | 02/14/26 |

ENTHALPY ANALYTICAL

# Batch QC

| Type: | Lab Control Sample | Lab ID: | QC1340761 | Batch: | 395408 |
|---|---|---|---|---|---|
| Matrix: | Water | Method: | EPA 8270C-SIM | Prep Method: | EPA 3535 |

| QC1340761 Analyte | Result | Spiked | Units | Recovery | Qual | Limits |
|---|---|---|---|---|---|---|
| 1,4-Dioxane | 10.18 | 10.00 | ug/L | 102% | | 79-120 |
| **Surrogates** | | | | | | |
| 1,4-Dioxane-d8 (SUR) | 9.978 | 10.00 | ug/L | 100% | | 80-120 |

| Type: | Lab Control Sample Duplicate | Lab ID: | QC1340762 | Batch: | 395408 |
|---|---|---|---|---|---|
| Matrix: | Water | Method: | EPA 8270C-SIM | Prep Method: | EPA 3535 |

| QC1340762 Analyte | Result | Spiked | Units | Recovery | Qual | Limits | RPD | RPD Lim |
|---|---|---|---|---|---|---|---|---|
| 1,4-Dioxane | 10.26 | 10.00 | ug/L | 103% | | 79-120 | 1 | 20 |
| **Surrogates** | | | | | | | | |
| 1,4-Dioxane-d8 (SUR) | 10.18 | 10.00 | ug/L | 102% | | 80-120 | | |

| Type: | Blank | Lab ID: | QC1340652 | Batch: | 395383 |
|---|---|---|---|---|---|
| Matrix: | Water | Method: | SM 4500-CN-E | Prep Method: | METHOD |

| QC1340652 Analyte | Result | Qual | Units | RL | MDL | Prepared | Analyzed |
|---|---|---|---|---|---|---|---|
| Cyanide | ND | | mg/L | 0.0050 | 0.0017 | 02/14/26 | 02/17/26 |

| Type: | Lab Control Sample | Lab ID: | QC1340653 | Batch: | 395383 |
|---|---|---|---|---|---|
| Matrix: | Water | Method: | SM 4500-CN-E | Prep Method: | METHOD |

| QC1340653 Analyte | Result | Spiked | Units | Recovery | Qual | Limits |
|---|---|---|---|---|---|---|
| Cyanide | 0.1026 | 0.1000 | mg/L | 103% | | 85-115 |

| Type: | Matrix Spike | Lab ID: | QC1340658 | Batch: | 395383 |
|---|---|---|---|---|---|
| Matrix (Source ID): | Water (553089-006) | Method: | SM 4500-CN-E | Prep Method: | METHOD |

| QC1340658 Analyte | Result | Source Sample Result | Spiked | Units | Recovery | Qual | Limits | DF |
|---|---|---|---|---|---|---|---|---|
| Cyanide | 0.07250 | ND | 0.1000 | mg/L | 72% | * | 80-120 | 0.5 |

| Type: | Matrix Spike Duplicate | Lab ID: | QC1340659 | Batch: | 395383 |
|---|---|---|---|---|---|
| Matrix (Source ID): | Water (553089-006) | Method: | SM 4500-CN-E | Prep Method: | METHOD |

| QC1340659 Analyte | Result | Source Sample Result | Spiked | Units | Recovery | Qual | Limits | RPD | RPD Lim | DF |
|---|---|---|---|---|---|---|---|---|---|---|
| Cyanide | 0.07614 | ND | 0.1000 | mg/L | 76% | * | 80-120 | 5 | 20 | 0.5 |

ENTHALPY ANALYTICAL

# Batch QC

| Type: | Matrix Spike | Lab ID: | QC1340666 | Batch: | 395383 |
|---|---|---|---|---|---|
| Matrix (Source ID): | Water (553093-002) | Method: | SM 4500-CN-E | Prep Method: | METHOD |

| QC1340666 Analyte | Result | Source Sample Result | Spiked | Units | Recovery | Qual | Limits | DF |
|---|---|---|---|---|---|---|---|---|
| Cyanide | 0.1065 | 0.002512 | 0.1000 | mg/L | 104% | | 80-120 | 0.5 |

| Type: | Matrix Spike Duplicate | Lab ID: | QC1340667 | Batch: | 395383 |
|---|---|---|---|---|---|
| Matrix (Source ID): | Water (553093-002) | Method: | SM 4500-CN-E | Prep Method: | METHOD |

| QC1340667 Analyte | Result | Source Sample Result | Spiked | Units | Recovery | Qual | Limits | RPD | RPD Lim | DF |
|---|---|---|---|---|---|---|---|---|---|---|
| Cyanide | 0.1032 | 0.002512 | 0.1000 | mg/L | 101% | | 80-120 | 3 | 20 | 0.5 |

| Type: | Blank | Lab ID: | QC1340626 | Batch: | 395371 |
|---|---|---|---|---|---|
| Matrix: | Water | Method: | SM 4500-S2-D | Prep Method: | METHOD |

| QC1340626 Analyte | Result | Qual | Units | RL | MDL | Prepared | Analyzed |
|---|---|---|---|---|---|---|---|
| Sulfide | ND | | mg/L | 0.10 | | 02/13/26 | 02/13/26 |

| Type: | Lab Control Sample | Lab ID: | QC1340627 | Batch: | 395371 |
|---|---|---|---|---|---|
| Matrix: | Water | Method: | SM 4500-S2-D | Prep Method: | METHOD |

| QC1340627 Analyte | Result | Spiked | Units | Recovery | Qual | Limits |
|---|---|---|---|---|---|---|
| Sulfide | 0.9000 | 1.000 | mg/L | 90% | | 90-110 |

| Type: | Matrix Spike | Lab ID: | QC1340633 | Batch: | 395371 |
|---|---|---|---|---|---|
| Matrix (Source ID): | Water (552727-001) | Method: | SM 4500-S2-D | Prep Method: | METHOD |

| QC1340633 Analyte | Result | Source Sample Result | Spiked | Units | Recovery | Qual | Limits | DF |
|---|---|---|---|---|---|---|---|---|
| Sulfide | 0.8000 | ND | 1.000 | mg/L | 80% | | 80-120 | 1 |

| Type: | Matrix Spike Duplicate | Lab ID: | QC1340634 | Batch: | 395371 |
|---|---|---|---|---|---|
| Matrix (Source ID): | Water (552727-001) | Method: | SM 4500-S2-D | Prep Method: | METHOD |

| QC1340634 Analyte | Result | Source Sample Result | Spiked | Units | Recovery | Qual | Limits | RPD | RPD Lim | DF |
|---|---|---|---|---|---|---|---|---|---|---|
| Sulfide | 0.8000 | ND | 1.000 | mg/L | 80% | | 80-120 | 0 | 20 | 1 |

| Type: | Blank | Lab ID: | QC1340552 | Batch: | 395353 |
|---|---|---|---|---|---|
| Matrix: | Water | Method: | SM 5310B | Prep Method: | SM 5310B |

| QC1340552 Analyte | Result | Qual | Units | RL | MDL | Prepared | Analyzed |
|---|---|---|---|---|---|---|---|
| Total Organic Carbon | ND | | mg/L | 1.0 | 0.49 | 02/13/26 | 02/13/26 |

ENTHALPY ANALYTICAL

# Batch QC

| Type: Lab Control Sample | Lab ID: QC1340553 | Batch: 395353 |
|---|---|---|
| Matrix: Water | Method: SM 5310B | Prep Method: SM 5310B |

| QC1340553 Analyte | Result | Spiked | Units | Recovery | Qual | Limits |
|---|---|---|---|---|---|---|
| Total Organic Carbon | 23.03 | 25.00 | mg/L | 92% | | 85-115 |

| Type: Matrix Spike | Lab ID: QC1340554 | Batch: 395353 |
|---|---|---|
| Matrix (Source ID): Water (552787-001) | Method: SM 5310B | Prep Method: SM 5310B |

| QC1340554 Analyte | Result | Source Sample Result | Spiked | Units | Recovery | Qual | Limits | DF |
|---|---|---|---|---|---|---|---|---|
| Total Organic Carbon | 35.95 | 8.325 | 25.00 | mg/L | 110% | | 75-125 | 1 |

| Type: Matrix Spike Duplicate | Lab ID: QC1340555 | Batch: 395353 |
|---|---|---|
| Matrix (Source ID): Water (552787-001) | Method: SM 5310B | Prep Method: SM 5310B |

| QC1340555 Analyte | Result | Source Sample Result | Spiked | Units | Recovery | Qual | Limits | RPD | RPD Lim | DF |
|---|---|---|---|---|---|---|---|---|---|---|
| Total Organic Carbon | 30.90 | 8.325 | 25.00 | mg/L | 90% | | 75-125 | 15 | 25 | 1 |

| Type: Sample Duplicate | Lab ID: QC1340619 | Batch: 395367 |
|---|---|---|
| Matrix (Source ID): Water (552977-001) | Method: SM2130B | |

| QC1340619 Analyte | Result | Source Sample Result | Units | Qual | RPD | RPD Lim | DF |
|---|---|---|---|---|---|---|---|
| Turbidity | 0.2910 | 0.2930 | NTU | | 1 | 20 | 1 |

| Type: Blank | Lab ID: QC1340523 | Batch: 395344 |
|---|---|---|
| Matrix: Water | Method: SM2320B | Prep Method: METHOD |

| QC1340523 Analyte | Result | Qual | Units | RL | MDL | Prepared | Analyzed |
|---|---|---|---|---|---|---|---|
| Bicarbonate | ND | | mg/L | 2.0 | | 02/13/26 | 02/13/26 |
| Alkalinity, Total as CaCO3 | ND | | mg/L | 2.0 | | 02/13/26 | 02/13/26 |

| Type: Lab Control Sample | Lab ID: QC1340524 | Batch: 395344 |
|---|---|---|
| Matrix: Water | Method: SM2320B | Prep Method: METHOD |

| QC1340524 Analyte | Result | Spiked | Units | Recovery | Qual | Limits |
|---|---|---|---|---|---|---|
| Alkalinity, Total as CaCO3 | 93.98 | 100.0 | mg/L | 94% | | 90-110 |

ENTHALPY ANALYTICAL

# Batch QC

| Type: | Sample Duplicate | Lab ID: | QC1340528 | Batch: | 395344 |
|---|---|---|---|---|---|
| Matrix (Source ID): | Water (552315-001) | Method: | SM2320B | Prep Method: | METHOD |

| QC1340528 Analyte | Result | Source Sample Result | Units | Qual | RPD | RPD Lim | DF |
|---|---|---|---|---|---|---|---|
| Bicarbonate | 473.1 | 470.9 | mg/L | | 0 | 20 | 2.5 |
| Alkalinity, Total as CaCO3 | 528.4 | 532.0 | mg/L | | 1 | 20 | 2.5 |

| Type: | Sample Duplicate | Lab ID: | QC1340574 | Batch: | 395357 |
|---|---|---|---|---|---|
| Matrix (Source ID): | Water (553152-001) | Method: | SM2510B | Prep Method: | METHOD |

| QC1340574 Analyte | Result | Source Sample Result | Units | Qual | RPD | RPD Lim | DF |
|---|---|---|---|---|---|---|---|
| Specific Conductance | 779.2 | 773.6 | umhos/cm | | 1 | 20 | 1 |

| Type: | Blank | Lab ID: | QC1340511 | Batch: | 395339 |
|---|---|---|---|---|---|
| Matrix: | Water | Method: | SM2540C | Prep Method: | METHOD |

| QC1340511 Analyte | Result | Qual | Units | RL | MDL | Prepared | Analyzed |
|---|---|---|---|---|---|---|---|
| Total Dissolved Solids | ND | | mg/L | 10 | | 02/13/26 | 02/15/26 |

| Type: | Lab Control Sample | Lab ID: | QC1340512 | Batch: | 395339 |
|---|---|---|---|---|---|
| Matrix: | Water | Method: | SM2540C | Prep Method: | METHOD |

| QC1340512 Analyte | Result | Spiked | Units | Recovery | Qual | Limits |
|---|---|---|---|---|---|---|
| Total Dissolved Solids | 1,041 | 1000 | mg/L | 104% | | 90-110 |

| Type: | Sample Duplicate | Lab ID: | QC1340513 | Batch: | 395339 |
|---|---|---|---|---|---|
| Matrix (Source ID): | Water (552734-001) | Method: | SM2540C | Prep Method: | METHOD |

| QC1340513 Analyte | Result | Source Sample Result | Units | Qual | RPD | RPD Lim | DF |
|---|---|---|---|---|---|---|---|
| Total Dissolved Solids | 1,438 | 1466 | mg/L | | 2 | 5 | 2 |

| Type: | Sample Duplicate | Lab ID: | QC1340514 | Batch: | 395339 |
|---|---|---|---|---|---|
| Matrix (Source ID): | Water (552787-001) | Method: | SM2540C | Prep Method: | METHOD |

| QC1340514 Analyte | Result | Source Sample Result | Units | Qual | RPD | RPD Lim | DF |
|---|---|---|---|---|---|---|---|
| Total Dissolved Solids | 364.0 | 374.0 | mg/L | | 3 | 5 | 2 |

| Type: | Blank | Lab ID: | QC1340590 | Batch: | 395360 |
|---|---|---|---|---|---|
| Matrix: | Water | Method: | SM2540D | Prep Method: | METHOD |

| QC1340590 Analyte | Result | Qual | Units | RL | MDL | Prepared | Analyzed |
|---|---|---|---|---|---|---|---|
| Total Suspended Solids | ND | | mg/L | 0.5 | | 02/13/26 | 02/14/26 |

ENTHALPY ANALYTICAL

# Batch QC

| Type: | Lab Control Sample | Lab ID: | QC1340591 | Batch: | 395360 |
|---|---|---|---|---|---|
| Matrix: | Water | Method: | SM2540D | Prep Method: | METHOD |

| QC1340591 Analyte | Result | Spiked | Units | Recovery | Qual | Limits |
|---|---|---|---|---|---|---|
| Total Suspended Solids | 99.60 | 100.0 | mg/L | 100% | | 90-110 |

| Type: | Lab Control Sample Duplicate | Lab ID: | QC1340592 | Batch: | 395360 |
|---|---|---|---|---|---|
| Matrix: | Water | Method: | SM2540D | Prep Method: | METHOD |

| QC1340592 Analyte | Result | Spiked | Units | Recovery | Qual | Limits | RPD | RPD Lim |
|---|---|---|---|---|---|---|---|---|
| Total Suspended Solids | 99.25 | 100.0 | mg/L | 99% | | 90-110 | 0 | 5 |

| Type: | Sample Duplicate | Lab ID: | QC1340593 | Batch: | 395360 |
|---|---|---|---|---|---|
| Matrix (Source ID): | Water (552869-001) | Method: | SM2540D | Prep Method: | METHOD |

| QC1340593 Analyte | Result | Source Sample Result | Units | Qual | RPD | RPD Lim | DF |
|---|---|---|---|---|---|---|---|
| Total Suspended Solids | 56.67 | 55.43 | mg/L | | 2 | 5 | 1 |

| Type: | Sample Duplicate | Lab ID: | QC1340594 | Batch: | 395360 |
|---|---|---|---|---|---|
| Matrix (Source ID): | Water (553152-002) | Method: | SM2540D | Prep Method: | METHOD |

| QC1340594 Analyte | Result | Source Sample Result | Units | Qual | RPD | RPD Lim | DF |
|---|---|---|---|---|---|---|---|
| Total Suspended Solids | 1,390 | 1430 | mg/L | | 3 | 5 | 1 |

| Type: | Blank | Lab ID: | QC1340531 | Batch: | 395347 |
|---|---|---|---|---|---|
| Matrix: | Water | Method: | SM5210B | Prep Method: | METHOD |

| QC1340531 Analyte | Result | Qual | Units | RL | MDL | Prepared | Analyzed |
|---|---|---|---|---|---|---|---|
| Biochemical Oxygen Demand | ND | | mg/L | 3.0 | | 02/13/26 15:06 | 02/18/26 15:53 |

| Type: | Lab Control Sample | Lab ID: | QC1340532 | Batch: | 395347 |
|---|---|---|---|---|---|
| Matrix: | Water | Method: | SM5210B | Prep Method: | METHOD |

| QC1340532 Analyte | Result | Spiked | Units | Recovery | Qual | Limits |
|---|---|---|---|---|---|---|
| Biochemical Oxygen Demand | 193.7 | 198.0 | mg/L | 98% | | 84.6-115.4 |

| Type: | Sample Duplicate | Lab ID: | QC1340533 | Batch: | 395347 |
|---|---|---|---|---|---|
| Matrix (Source ID): | Water (552663-005) | Method: | SM5210B | Prep Method: | METHOD |

| QC1340533 Analyte | Result | Source Sample Result | Units | Qual | RPD | RPD Lim | DF |
|---|---|---|---|---|---|---|---|
| Biochemical Oxygen Demand | 4,001 | 4101 | mg/L | | 2 | 30 | 1 |

# Batch QC

| | | |
|---|---|---|
| **Type:** Blank | **Lab ID:** QC1340639 | **Batch:** 395376 |
| **Matrix:** Water | **Method:** SM5220D | **Prep Method:** SM 5220D |

| QC1340639 Analyte | Result | Qual | Units | RL | MDL | Prepared | Analyzed |
|---|---|---|---|---|---|---|---|
| Chemical Oxygen Demand | ND | | mg/L | 4.0 | 2.0 | 02/14/26 | 02/14/26 |

| | | |
|---|---|---|
| **Type:** Lab Control Sample | **Lab ID:** QC1340640 | **Batch:** 395376 |
| **Matrix:** Water | **Method:** SM5220D | **Prep Method:** SM 5220D |

| QC1340640 Analyte | Result | Spiked | Units | Recovery | Qual | Limits |
|---|---|---|---|---|---|---|
| Chemical Oxygen Demand | 106.0 | 100.0 | mg/L | 106% | | 90-110 |

| | | |
|---|---|---|
| **Type:** Matrix Spike | **Lab ID:** QC1340741 | **Batch:** 395376 |
| **Matrix (Source ID):** Water (552603-001) | **Method:** SM5220D | **Prep Method:** SM 5220D |

| QC1340741 Analyte | Result | Source Sample Result | Spiked | Units | Recovery | Qual | Limits | DF |
|---|---|---|---|---|---|---|---|---|
| Chemical Oxygen Demand | 840.0 | 40.00 | 1000 | mg/L | 80% | | 75-125 | 20 |

| | | |
|---|---|---|
| **Type:** Matrix Spike Duplicate | **Lab ID:** QC1340742 | **Batch:** 395376 |
| **Matrix (Source ID):** Water (552603-001) | **Method:** SM5220D | **Prep Method:** SM 5220D |

| QC1340742 Analyte | Result | Source Sample Result | Spiked | Units | Recovery | Qual | Limits | RPD | RPD Lim | DF |
|---|---|---|---|---|---|---|---|---|---|---|
| Chemical Oxygen Demand | 800.0 | 40.00 | 1000 | mg/L | 76% | | 75-125 | 5 | 20 | 20 |

| | |
|---|---|
| # | CCV drift outside limits; average CCV drift within limits per method requirements |
| * | Value is outside QC limits |
| E | Response exceeds instrument's linear range |
| J | Estimated value |
| ND | Not Detected |
| NM | Not Meaningful |

**Laboratory Job Number 553152**

**Subcontracted Products**

**Pace Laboratories**

Date of Report: 02/27/2026

David Tripp

Enthalpy Analytical - Orange
931 West Barkley Avenue
Orange, CA 92868

| | |
|---|---|
| Client Project: | EO-553152 |
| Pace Project: | Chiquita Canyon Landfill Stormwater |
| Pace Work Order: | 2602490 |
| Invoice ID: | B531849 |

Enclosed are the results of analyses for samples received by the laboratory on 2/18/2026. If you have any questions concerning this report, please feel free to contact me.

Sincerely,

Contact Person: Ragen Williams
Client Service Rep

Steven Bennett
Operations Manager

Certifications: CA ELAP #1186; NV #CA00014; OR ELAP #4032-001; AK UST101

*The results in this report apply to the samples analyzed in accordance with the chain of custody document. This analytical report must be reproduced in its entirety.*
All results listed in this report are for the exclusive use of the submitting party. Pace Analytical assumes no responsibility for report alteration, separation, detachment or third party interpretation.

# Table of Contents


**Sample Information**

Chain of Custody and Cooler Receipt form ..... 3

Laboratory / Client Sample Cross Reference ..... 5

**Sample Results**

**2602490-01 - SOUTH BASIN - NW CORNER**

Organo-Phosphorus Pesticide Analysis (EPA Method 8141A) ..... 6

**2602490-02 - SOUTH BASIN - S CENTRAL**

Organo-Phosphorus Pesticide Analysis (EPA Method 8141A) ..... 7

**2602490-03 - SOUTH BASIN - W CENTRAL**

Organo-Phosphorus Pesticide Analysis (EPA Method 8141A) ..... 8

**Quality Control Reports**

**Organo-Phosphorus Pesticide Analysis (EPA Method 8141A)**

Method Blank Analysis ..... 9

Laboratory Control Sample ..... 10

**Notes**

Notes and Definitions ..... 11



*The results in this report apply to the samples analyzed in accordance with the chain of custody document. This analytical report must be reproduced in its entirety.*

All results listed in this report are for the exclusive use of the submitting party. Pace Analytical assumes no responsibility for report alteration, separation, detachment or third party interpretation.

**Chain of Custody and Cooler Receipt Form for 2602490 Page 1 of 2**

ENTHALPY ANALYTICAL

931 West Barkley Ave
Orange, CA 92868
(714) 771-6900

**2602490**

RUSH!

2602490

Subcontract Laboratory:
Pace Laboratories
4100 Atlas Court
Bakersfield, CA 93308
ATTN: Ragen Schallock
PO #: Required, to be sent via email

Enthalpy Order: EO-553152
PM: David Tripp
Email: david.tripp@enthalpy.com
CC: incomingreports@enthalpy.com
Phone: 657-581-4710

Results Due: RUSH TAT
Report Level: II
Report To: MDL
EDDs: ELM_TransferOut (Standard Excel Transfer EDD, 3 tabs)

Notes:
CHIQUITA Stormwater; Pace please advise regarding RUSH TAT

| Sample ID | Collected | Lab ID | # Cont. | Matrix | Analysis Requested | Comment |
|---|---|---|---|---|---|---|
| SOUTH BASIN - NW CORNER | 13-FEB-2026 09:03 | 553152-001 | 1 | Water | Organophosphorus Pesticides | -1 |
| SOUTH BASIN - S CENTRAL | 13-FEB-2026 09:16 | 553152-002 | 1 | Water | Organophosphorus Pesticides | -2 |
| SOUTH BASIN - W CENTRAL | 13-FEB-2026 11:08 | 553152-003 | 1 | Water | Organophosphorus Pesticides | -3 |

| Notes: | Relinquished By: | Received By: |
|---|---|---|
| | [signature] | ISpet Oliveros |
| | Date: 2·17·26 16:56 | Date: 2/18/26 1004 |
| | | |
| | Date: | Date: |
| | | |
| | Date: | Date: |

*The results in this report apply to the samples analyzed in accordance with the chain of custody document. This analytical report must be reproduced in its entirety.*
All results listed in this report are for the exclusive use of the submitting party. Pace Analytical assumes no responsibility for report alteration, separation, detachment or third party interpretation.

**Chain of Custody and Cooler Receipt Form for 2602490 Page 2 of 2**

PACE ANALYTICAL — COOLER RECEIPT FORM — Page 1 Of 1

Submission #: L602490

| SHIPPING INFORMATION | SHIPPING CONTAINER | FREE LIQUID |
|---|---|---|
| Fed Ex ☐ UPS ☐ GSO / GLS ☑ Hand Delivery ☐ | Ice Chest ☑ None ☐ Box ☐ | YES ☑ NO ☐ |
| Pace Lab Field Service ☐ Other ☐ (Specify)_____ | Other ☐ (Specify)_____ | W / S |

Refrigerant: Ice ☑ Blue Ice ☐ None ☐ Other ☐ Comments:

Custody Seals: Ice Chest ☐ Intact? Yes ☐ No ☐ | Containers ☐ Intact? Yes ☐ No ☐ | None ☑ Comments:

All samples received? Yes ☑ No ☐ All samples containers intact? Yes ☑ No ☐ Description(s) match COC? Yes ☒ No ☐

COC Received ☑ YES ☐ NO

Emissivity: 0.97 Container: N/A Thermometer ID: 366

Temperature: (A) 3.5 °C / (C) 3.6 °C

Date/Time 2/18/26

Analyst Init FOZ 1004

| SAMPLE CONTAINERS | SAMPLE NUMBERS 1 | 2 | 3 | 4 | 5 | 6 | 7 | 8 | 9 | 10 |
|---|---|---|---|---|---|---|---|---|---|---|
| QT PE UNPRES | | | | | | | | | | |
| 4oz / 8oz / 16oz PE UNPRES | | | | | | | | | | |
| 2oz $Cr^{+6}$ | | | | | | | | | | |
| QT INORGANIC CHEMICAL METALS | | | | | | | | | | |
| INORGANIC CHEMICAL METALS 4oz / 8oz / 16oz | | | | | | | | | | |
| PT CYANIDE | | | | | | | | | | |
| PT NITROGEN FORMS | | | | | | | | | | |
| PT TOTAL SULFIDE | | | | | | | | | | |
| 2oz. NITRATE / NITRITE | | | | | | | | | | |
| PT TOTAL ORGANIC CARBON | | | | | | | | | | |
| PT CHEMICAL OXYGEN DEMAND | | | | | | | | | | |
| PtA PHENOLICS | | | | | | | | | | |
| 40ml VOA VIAL TRAVEL BLANK | | | | | | | | | | |
| 40ml VOA VIAL | | | | | | | | | | |
| QT EPA 1664B | | | | | | | | | | |
| PT ODOR | | | | | | | | | | |
| RADIOLOGICAL | | | | | | | | | | |
| BACTERIOLOGICAL | | | | | | | | | | |
| 40 ml VOA VIAL- 504 | | | | | | | | | | |
| QT EPA 508/608.3/8081A | | | | | | | | | | |
| QT EPA 515.1/8151A | | | | | | | | | | |
| QT EPA 525.2 | | | | | | | | | | |
| QT EPA 525.2 TRAVEL BLANK | | | | | | | | | | |
| 40ml EPA 547 | | | | | | | | | | |
| 40ml EPA 531.1 | | | | | | | | | | |
| 8oz EPA 548.1 | | | | | | | | | | |
| QT EPA 549.2 | | | | | | | | | | |
| QT EPA 8015M | | | | | | | | | | |
| QT EPA 8270C | | | | | | | | | | |
| 8oz / 16oz / 32oz AMBER | A | A | A | | | | | | | |
| 8oz / 16oz / 32oz JAR | | | | | | | | | | |
| SOIL SLEEVE | | | | | | | | | | |
| PCB VIAL | | | | | | | | | | |
| PLASTIC BAG | | | | | | | | | | |
| TEDLAR BAG | | | | | | | | | | |
| FERROUS IRON | | | | | | | | | | |
| ENCORE | | | | | | | | | | |
| SMART KIT | | | | | | | | | | |
| SUMMA CANISTER | | | | | | | | | | |

CHK BY JW DISTRIBUTION SLM SUB OUT

Comments:

Sample Numbering Completed By: FOZ Date/Time: 1008 2/18/26

A = Actual / C = Corrected

Rev 23 05/20/22

[S:\WPDocs\WordPerfect\LAB_DOCS\FORMS\SAMREC rev 20]

Pace Analytical
ENVIRONMENTAL SCIENCES

| | |
|---|---|
| Enthalpy Analytical - Orange | **Reported:** 02/27/2026 17:26 |
| 931 West Barkley Avenue | Project: Chiquita Canyon Landfill Stormwater |
| Orange, CA 92868 | Project Number: EO-553152 |
| | Project Manager: David Tripp |

# Laboratory / Client Sample Cross Reference

| Laboratory | Client Sample Information | | | |
|---|---|---|---|---|
| **2602490-01** | **COC Number:** | — | **Receive Date:** | 02/18/2026 10:04 |
| | **Project Number:** | — | **Sampling Date:** | 02/13/2026 09:03 |
| | **Sampling Location:** | — | **Sample Depth:** | — |
| | **Sampling Point:** | SOUTH BASIN - NW CORNER | **Lab Matrix:** | Water |
| | **Sampled By:** | Client | **Sample Type:** | Water |
| **2602490-02** | **COC Number:** | — | **Receive Date:** | 02/18/2026 10:04 |
| | **Project Number:** | — | **Sampling Date:** | 02/13/2026 09:16 |
| | **Sampling Location:** | — | **Sample Depth:** | — |
| | **Sampling Point:** | SOUTH BASIN - S CENTRAL | **Lab Matrix:** | Water |
| | **Sampled By:** | Client | **Sample Type:** | Water |
| **2602490-03** | **COC Number:** | — | **Receive Date:** | 02/18/2026 10:04 |
| | **Project Number:** | — | **Sampling Date:** | 02/13/2026 11:08 |
| | **Sampling Location:** | — | **Sample Depth:** | — |
| | **Sampling Point:** | SOUTH BASIN - W CENTRAL | **Lab Matrix:** | Water |
| | **Sampled By:** | Client | **Sample Type:** | Water |

*The results in this report apply to the samples analyzed in accordance with the chain of custody document. This analytical report must be reproduced in its entirety.*
All results listed in this report are for the exclusive use of the submitting party. Pace Analytical assumes no responsibility for report alteration, separation, detachment or third party interpretation.

Pace Analytical
ENVIRONMENTAL SCIENCES

Enthalpy Analytical - Orange
931 West Barkley Avenue
Orange, CA 92868

**Reported:** 02/27/2026 17:26
Project: Chiquita Canyon Landfill Stormwater
Project Number: EO-553152
Project Manager: David Tripp

# Organo-Phosphorus Pesticide Analysis (EPA Method 8141A)

**Pace Sample ID:** 2602490-01 | **Client Sample Name:** SOUTH BASIN - NW CORNER, 2/13/2026 9:03:00AM, Client

| Constituent | Result | Units | PQL | MDL | Method | MB Bias | Lab Quals | DCN |
|---|---|---|---|---|---|---|---|---|
| Azinphos methyl | ND | ug/L | 0.50 | 0.12 | EPA-8141A | ND | | 1 |
| Bolstar | ND | ug/L | 0.20 | 0.050 | EPA-8141A | ND | | 1 |
| Chlorpyrifos | ND | ug/L | 0.20 | 0.050 | EPA-8141A | ND | | 1 |
| Coumaphos | ND | ug/L | 0.50 | 0.11 | EPA-8141A | ND | | 1 |
| Demeton O/S | ND | ug/L | 0.20 | 0.056 | EPA-8141A | ND | | 1 |
| Diazinon | ND | ug/L | 0.20 | 0.050 | EPA-8141A | ND | | 1 |
| Dichlorvos | ND | ug/L | 0.20 | 0.050 | EPA-8141A | ND | | 1 |
| Disulfoton | ND | ug/L | 0.20 | 0.050 | EPA-8141A | ND | | 1 |
| Ethoprop | ND | ug/L | 0.20 | 0.052 | EPA-8141A | ND | | 1 |
| Fensulfothion | ND | ug/L | 0.20 | 0.051 | EPA-8141A | ND | | 1 |
| Fenthion | ND | ug/L | 0.20 | 0.050 | EPA-8141A | ND | | 1 |
| Merphos | ND | ug/L | 0.20 | 0.050 | EPA-8141A | ND | | 1 |
| Methyl parathion | ND | ug/L | 0.20 | 0.050 | EPA-8141A | ND | | 1 |
| Mevinphos | ND | ug/L | 0.20 | 0.050 | EPA-8141A | ND | | 1 |
| Naled | ND | ug/L | 0.50 | 0.17 | EPA-8141A | ND | | 1 |
| Phorate | ND | ug/L | 0.20 | 0.066 | EPA-8141A | ND | | 1 |
| Ronnel (Fenchlorphos) | ND | ug/L | 0.20 | 0.050 | EPA-8141A | ND | | 1 |
| Stirophos (Tetrachlorvinphos) | ND | ug/L | 0.20 | 0.082 | EPA-8141A | ND | | 1 |
| Tokuthion (Prothiofos) | ND | ug/L | 0.20 | 0.050 | EPA-8141A | ND | | 1 |
| Trichloronate | ND | ug/L | 0.20 | 0.050 | EPA-8141A | ND | | 1 |
| Triphenylphosphate (Surrogate) | 70.0 | % | 50 - 130 (LCL - UCL) | | EPA-8141A | | | 1 |

| DCN | Method | Prep Date | Run Date/Time | Analyst | Instrument | Dilution | QC Batch ID | Prep Method |
|---|---|---|---|---|---|---|---|---|
| 1 | EPA-8141A | 02/20/26 11:30 | 02/26/26 16:19 | IJC | GC-18 | 0.943 | B227561 | EPA 3510C |

DCN = Data Continuation Number

*The results in this report apply to the samples analyzed in accordance with the chain of custody document. This analytical report must be reproduced in its entirety.*
All results listed in this report are for the exclusive use of the submitting party. Pace Analytical assumes no responsibility for report alteration, separation, detachment or third party interpretation.

Pace Analytical
ENVIRONMENTAL SCIENCES

Enthalpy Analytical - Orange
931 West Barkley Avenue
Orange, CA 92868

**Reported:** 02/27/2026 17:26
Project: Chiquita Canyon Landfill Stormwater
Project Number: EO-553152
Project Manager: David Tripp

# Organo-Phosphorus Pesticide Analysis (EPA Method 8141A)

**Pace Sample ID:** 2602490-02 | **Client Sample Name:** SOUTH BASIN - S CENTRAL, 2/13/2026 9:16:00AM, Client

| Constituent | Result | Units | PQL | MDL | Method | MB Bias | Lab Quals | DCN |
|---|---|---|---|---|---|---|---|---|
| Azinphos methyl | ND | ug/L | 0.50 | 0.12 | EPA-8141A | ND | | 1 |
| Bolstar | ND | ug/L | 0.20 | 0.050 | EPA-8141A | ND | | 1 |
| Chlorpyrifos | ND | ug/L | 0.20 | 0.050 | EPA-8141A | ND | | 1 |
| Coumaphos | ND | ug/L | 0.50 | 0.11 | EPA-8141A | ND | | 1 |
| Demeton O/S | ND | ug/L | 0.20 | 0.056 | EPA-8141A | ND | | 1 |
| Diazinon | ND | ug/L | 0.20 | 0.050 | EPA-8141A | ND | | 1 |
| Dichlorvos | ND | ug/L | 0.20 | 0.050 | EPA-8141A | ND | | 1 |
| Disulfoton | ND | ug/L | 0.20 | 0.050 | EPA-8141A | ND | | 1 |
| Ethoprop | ND | ug/L | 0.20 | 0.052 | EPA-8141A | ND | | 1 |
| Fensulfothion | ND | ug/L | 0.20 | 0.051 | EPA-8141A | ND | | 1 |
| Fenthion | ND | ug/L | 0.20 | 0.050 | EPA-8141A | ND | | 1 |
| Merphos | ND | ug/L | 0.20 | 0.050 | EPA-8141A | ND | | 1 |
| Methyl parathion | ND | ug/L | 0.20 | 0.050 | EPA-8141A | ND | | 1 |
| Mevinphos | ND | ug/L | 0.20 | 0.050 | EPA-8141A | ND | | 1 |
| Naled | ND | ug/L | 0.50 | 0.17 | EPA-8141A | ND | | 1 |
| Phorate | ND | ug/L | 0.20 | 0.066 | EPA-8141A | ND | | 1 |
| Ronnel (Fenchlorphos) | ND | ug/L | 0.20 | 0.050 | EPA-8141A | ND | | 1 |
| Stirophos (Tetrachlorvinphos) | ND | ug/L | 0.20 | 0.082 | EPA-8141A | ND | | 1 |
| Tokuthion (Prothiofos) | ND | ug/L | 0.20 | 0.050 | EPA-8141A | ND | | 1 |
| Trichloronate | ND | ug/L | 0.20 | 0.050 | EPA-8141A | ND | | 1 |
| Triphenylphosphate (Surrogate) | 45.4 | % | 50 - 130 (LCL - UCL) | | EPA-8141A | | S09 | 1 |

| DCN | Method | Prep Date | Run Date/Time | Analyst | Instrument | Dilution | QC Batch ID | Prep Method |
|---|---|---|---|---|---|---|---|---|
| 1 | EPA-8141A | 02/20/26 11:30 | 02/26/26 16:48 | IJC | GC-18 | 0.943 | B227561 | EPA 3510C |

DCN = Data Continuation Number

*The results in this report apply to the samples analyzed in accordance with the chain of custody document. This analytical report must be reproduced in its entirety.*
All results listed in this report are for the exclusive use of the submitting party. Pace Analytical assumes no responsibility for report alteration, separation, detachment or third party interpretation.

Pace Analytical
ENVIRONMENTAL SCIENCES

Enthalpy Analytical - Orange
931 West Barkley Avenue
Orange, CA 92868

**Reported:** 02/27/2026 17:26
Project: Chiquita Canyon Landfill Stormwater
Project Number: EO-553152
Project Manager: David Tripp

# Organo-Phosphorus Pesticide Analysis (EPA Method 8141A)

**Pace Sample ID:** 2602490-03 | **Client Sample Name:** SOUTH BASIN - W CENTRAL, 2/13/2026 11:08:00AM, Client

| Constituent | Result | Units | PQL | MDL | Method | MB Bias | Lab Quals | DCN |
|---|---|---|---|---|---|---|---|---|
| Azinphos methyl | ND | ug/L | 0.50 | 0.12 | EPA-8141A | ND | | 1 |
| Bolstar | ND | ug/L | 0.20 | 0.050 | EPA-8141A | ND | | 1 |
| Chlorpyrifos | ND | ug/L | 0.20 | 0.050 | EPA-8141A | ND | | 1 |
| Coumaphos | ND | ug/L | 0.50 | 0.11 | EPA-8141A | ND | | 1 |
| Demeton O/S | ND | ug/L | 0.20 | 0.056 | EPA-8141A | ND | | 1 |
| Diazinon | ND | ug/L | 0.20 | 0.050 | EPA-8141A | ND | | 1 |
| Dichlorvos | ND | ug/L | 0.20 | 0.050 | EPA-8141A | ND | | 1 |
| Disulfoton | ND | ug/L | 0.20 | 0.050 | EPA-8141A | ND | | 1 |
| Ethoprop | ND | ug/L | 0.20 | 0.052 | EPA-8141A | ND | | 1 |
| Fensulfothion | ND | ug/L | 0.20 | 0.051 | EPA-8141A | ND | | 1 |
| Fenthion | ND | ug/L | 0.20 | 0.050 | EPA-8141A | ND | | 1 |
| Merphos | ND | ug/L | 0.20 | 0.050 | EPA-8141A | ND | | 1 |
| Methyl parathion | ND | ug/L | 0.20 | 0.050 | EPA-8141A | ND | | 1 |
| Mevinphos | ND | ug/L | 0.20 | 0.050 | EPA-8141A | ND | | 1 |
| Naled | ND | ug/L | 0.50 | 0.17 | EPA-8141A | ND | | 1 |
| Phorate | ND | ug/L | 0.20 | 0.066 | EPA-8141A | ND | | 1 |
| Ronnel (Fenchlorphos) | ND | ug/L | 0.20 | 0.050 | EPA-8141A | ND | | 1 |
| Stirophos (Tetrachlorvinphos) | ND | ug/L | 0.20 | 0.082 | EPA-8141A | ND | | 1 |
| Tokuthion (Prothiofos) | ND | ug/L | 0.20 | 0.050 | EPA-8141A | ND | | 1 |
| Trichloronate | ND | ug/L | 0.20 | 0.050 | EPA-8141A | ND | | 1 |
| Triphenylphosphate (Surrogate) | 66.8 | % | 50 - 130 (LCL - UCL) | | EPA-8141A | | | 1 |

| DCN | Method | Prep Date | Run Date/Time | Analyst | Instrument | Dilution | QC Batch ID | Prep Method |
|---|---|---|---|---|---|---|---|---|
| 1 | EPA-8141A | 02/20/26 11:30 | 02/26/26 17:18 | IJC | GC-18 | 0.943 | B227561 | EPA 3510C |

DCN = Data Continuation Number

*The results in this report apply to the samples analyzed in accordance with the chain of custody document. This analytical report must be reproduced in its entirety.*
All results listed in this report are for the exclusive use of the submitting party. Pace Analytical assumes no responsibility for report alteration, separation, detachment or third party interpretation.

Pace Analytical
ENVIRONMENTAL SCIENCES

Enthalpy Analytical - Orange
931 West Barkley Avenue
Orange, CA 92868

**Reported:** 02/27/2026 17:26
Project: Chiquita Canyon Landfill Stormwater
Project Number: EO-553152
Project Manager: David Tripp

# Organo-Phosphorus Pesticide Analysis (EPA Method 8141A)

## Quality Control Report - Method Blank Analysis

| Constituent | QC Sample ID | MB Result | Units | PQL | MDL | Lab Quals | Run # |
|---|---|---|---|---|---|---|---|
| **QC Batch ID: B227561** | | | | | | | |
| Azinphos methyl | B227561-BLK1 | ND | ug/L | 0.50 | 0.12 | | 1 |
| Bolstar | B227561-BLK1 | ND | ug/L | 0.20 | 0.050 | | 1 |
| Chlorpyrifos | B227561-BLK1 | ND | ug/L | 0.20 | 0.050 | | 1 |
| Coumaphos | B227561-BLK1 | ND | ug/L | 0.50 | 0.11 | | 1 |
| Demeton O/S | B227561-BLK1 | ND | ug/L | 0.20 | 0.056 | | 1 |
| Diazinon | B227561-BLK1 | ND | ug/L | 0.20 | 0.050 | | 1 |
| Dichlorvos | B227561-BLK1 | ND | ug/L | 0.20 | 0.050 | | 1 |
| Disulfoton | B227561-BLK1 | ND | ug/L | 0.20 | 0.050 | | 1 |
| Ethoprop | B227561-BLK1 | ND | ug/L | 0.20 | 0.052 | | 1 |
| Fensulfothion | B227561-BLK1 | ND | ug/L | 0.20 | 0.051 | | 1 |
| Fenthion | B227561-BLK1 | ND | ug/L | 0.20 | 0.050 | | 1 |
| Merphos | B227561-BLK1 | ND | ug/L | 0.20 | 0.050 | | 1 |
| Methyl parathion | B227561-BLK1 | ND | ug/L | 0.20 | 0.050 | | 1 |
| Mevinphos | B227561-BLK1 | ND | ug/L | 0.20 | 0.050 | | 1 |
| Naled | B227561-BLK1 | ND | ug/L | 0.50 | 0.17 | | 1 |
| Phorate | B227561-BLK1 | ND | ug/L | 0.20 | 0.066 | | 1 |
| Ronnel (Fenchlorphos) | B227561-BLK1 | ND | ug/L | 0.20 | 0.050 | | 1 |
| Stirophos (Tetrachlorvinphos) | B227561-BLK1 | ND | ug/L | 0.20 | 0.082 | | 1 |
| Tokuthion (Prothiofos) | B227561-BLK1 | ND | ug/L | 0.20 | 0.050 | | 1 |
| Trichloronate | B227561-BLK1 | ND | ug/L | 0.20 | 0.050 | | 1 |
| **Triphenylphosphate (Surrogate)** | **B227561-BLK1** | **81.4** | % | **50 - 130 (LCL - UCL)** | | | 1 |

| Run # | QC Sample ID | QC Type | Method | Prep Date | Run Date Time | Analyst | Instrument | Dilution |
|---|---|---|---|---|---|---|---|---|
| 1 | B227561-BLK1 | PB | EPA-8141A | 02/20/26 | 02/26/26 14:50 | IJC | GC-18 | 1 |

*The results in this report apply to the samples analyzed in accordance with the chain of custody document. This analytical report must be reproduced in its entirety.*
All results listed in this report are for the exclusive use of the submitting party. Pace Analytical assumes no responsibility for report alteration, separation, detachment or third party interpretation.

Pace Analytical
ENVIRONMENTAL SCIENCES

Enthalpy Analytical - Orange
931 West Barkley Avenue
Orange, CA 92868

**Reported:** 02/27/2026 17:26
Project: Chiquita Canyon Landfill Stormwater
Project Number: EO-553152
Project Manager: David Tripp

# Organo-Phosphorus Pesticide Analysis (EPA Method 8141A)

## Quality Control Report - Laboratory Control Sample

| Constituent | QC Sample ID | Type | Result | Spike Level | Units | Percent Recovery | RPD | Control Limits Percent Recovery | Control Limits RPD | Lab Quals | Run # |
|---|---|---|---|---|---|---|---|---|---|---|---|
| **QC Batch ID: B227561** | | | | | | | | | | | |
| Bolstar | B227561-BS1 | LCS | 1.7800 | 2.0000 | ug/L | 89.0 | | 50 - 130 | | | 1 |
| | B227561-BSD1 | LCSD | 1.8300 | 2.0000 | ug/L | 91.5 | 2.8 | 50 - 130 | 30 | | 2 |
| Chlorpyrifos | B227561-BS1 | LCS | 1.9000 | 2.0000 | ug/L | 95.0 | | 60 - 120 | | | 1 |
| | B227561-BSD1 | LCSD | 1.8200 | 2.0000 | ug/L | 91.0 | 4.3 | 60 - 120 | 30 | | 2 |
| Diazinon | B227561-BS1 | LCS | 1.5500 | 2.0000 | ug/L | 77.5 | | 60 - 130 | | | 1 |
| | B227561-BSD1 | LCSD | 1.6250 | 2.0000 | ug/L | 81.2 | 4.7 | 60 - 130 | 30 | | 2 |
| Methyl parathion | B227561-BS1 | LCS | 1.8250 | 2.0000 | ug/L | 91.2 | | 60 - 120 | | | 1 |
| | B227561-BSD1 | LCSD | 1.8600 | 2.0000 | ug/L | 93.0 | 1.9 | 60 - 120 | 30 | | 2 |
| Mevinphos | B227561-BS1 | LCS | 1.4850 | 2.0000 | ug/L | 74.2 | | 50 - 120 | | | 1 |
| | B227561-BSD1 | LCSD | 1.4050 | 2.0000 | ug/L | 70.2 | 5.5 | 50 - 120 | 30 | | 2 |
| Ronnel (Fenchlorphos) | B227561-BS1 | LCS | 1.7850 | 2.0000 | ug/L | 89.2 | | 50 - 120 | | | 1 |
| | B227561-BSD1 | LCSD | 1.8400 | 2.0000 | ug/L | 92.0 | 3.0 | 50 - 120 | 30 | | 2 |
| Stirophos (Tetrachlorvinphos) | B227561-BS1 | LCS | 2.1250 | 2.0000 | ug/L | 106 | | 50 - 120 | | | 1 |
| | B227561-BSD1 | LCSD | 1.9550 | 2.0000 | ug/L | 97.8 | 8.3 | 50 - 120 | 30 | | 2 |
| Triphenylphosphate (Surrogate) | B227561-BS1 | LCS | 2.1100 | 2.5000 | ug/L | 84.4 | | 50 - 130 | | | 1 |
| | B227561-BSD1 | LCSD | 2.1200 | 2.5000 | ug/L | 84.8 | 0.5 | 50 - 130 | | | 2 |

| Run # | QC Sample ID | QC Type | Method | Prep Date | Run Date Time | Analyst | Instrument | Dilution |
|---|---|---|---|---|---|---|---|---|
| 1 | B227561-BS1 | LCS | EPA-8141A | 02/20/26 | 02/26/26 15:20 | IJC | GC-18 | 1 |
| 2 | B227561-BSD1 | LCSD | EPA-8141A | 02/20/26 | 02/26/26 15:49 | IJC | GC-18 | 1 |

*The results in this report apply to the samples analyzed in accordance with the chain of custody document. This analytical report must be reproduced in its entirety.*
All results listed in this report are for the exclusive use of the submitting party. Pace Analytical assumes no responsibility for report alteration, separation, detachment or third party interpretation.

Pace Analytical
ENVIRONMENTAL SCIENCES

| | |
|---|---|
| Enthalpy Analytical - Orange | **Reported:** 02/27/2026 17:26 |
| 931 West Barkley Avenue | Project: Chiquita Canyon Landfill Stormwater |
| Orange, CA 92868 | Project Number: EO-553152 |
| | Project Manager: David Tripp |

## Notes And Definitions

| | |
|---|---|
| MDL | Method Detection Limit |
| ND | Analyte Not Detected |
| PQL | Practical Quantitation Limit |
| S09 | The surrogate recovery for this compound was not within the control limits. |

**Laboratory Job Number 553152**

**Subcontracted Products**

**McCampbell Analytical, Inc.**

# McCampbell Analytical, Inc.

*"When Quality Counts"*

# Analytical Report

| | | | |
|---|---|---|---|
| **WorkOrder:** | 2602B20 | **Amended:** | 03/13/2026 |
| | | **Revision:** | 1 |
| **Report Created for:** | Enthalpy Analytical | | |
| | 931 West Barkley Avenue<br>Orange, CA 92868 | | |
| **Project Contact:** | David Tripp | | |
| **Project P.O.:** | 079649 | | |
| **Project:** | EO-553152 | | |
| **Project Location:** | | | |
| **Project Received:** | 02/18/2026 | | |

Analytical Report reviewed & approved for release on 02/24/2026 by:

Tracy Babjar

Project Manager

***The report shall not be reproduced except in full, without the written approval of the laboratory. The analytical results relate only to the items tested. Results reported conform to the most current regulatory standards, where applicable, unless otherwise stated.***

1534 Willow Pass Rd. Pittsburg, CA 94565 ♦ TEL: (877) 252-9262 ♦ FAX: (925) 252-9269 ♦ www.mccampbell.com

CA ELAP 1644 ♦ ORELAP (NELAP) 4033 ♦ AIHA-LAP ID#232255 ♦ DoD-ELAP Cert # L22-757

McCampbell Analytical, Inc.
"When Quality Counts"

1534 Willow Pass Road, Pittsburg, CA 94565-1701
Toll Free Telephone: (877) 252-9262 / Fax: (925) 252-9269
http://www.mccampbell.com / E-mail: main@mccampbell.com

# Revision History

**Client:** Enthalpy Analytical **WorkOrder:** 2602B20

**Project:** EO-553152

| Date | Revision | Reason |
|---|---|---|
| 03/13/2026 | 1 | Revised to report 8151 data less dilute. |

McCampbell Analytical, Inc.
"When Quality Counts"
1534 Willow Pass Road, Pittsburg, CA 94565-1701
Toll Free Telephone: (877) 252-9262 / Fax: (925) 252-9269
http://www.mccampbell.com / E-mail: main@mccampbell.com

# Glossary of Terms & Qualifier Definitions

**Client:** Enthalpy Analytical **WorkOrder:** 2602B20
**Project:** EO-553152

## Glossary Abbreviation

| | |
|---|---|
| %D | Serial Dilution Percent Difference |
| 95% Interval | 95% Confident Interval |
| CCV | Continuing Calibration Verification. |
| CCV REC (%) | The % recovery of Continuing Calibration Verification |
| DF | Dilution Factor |
| DI WET | (DISTLC) Waste Extraction Test using DI water |
| DISS | Dissolved (sample filtered using a 0.45 µm filter size) |
| DLT | Dilution Test (Serial Dilution) |
| DUP | Duplicate |
| EDL | Estimated Detection Limit |
| ITEF | International Toxicity Equivalence Factor |
| LCS | Laboratory Control Sample |
| LCS2 | Second LCS for the batch. Spike level is lower than that for the first LCS; applicable to method 1633. |
| LQL | Lowest Quantitation Level |
| MB | Method Blank |
| MB IS/SS % Rec | % Recovery of Internal Standard or Surrogate in Method Blank, if applicable |
| MB SS % Rec | % Recovery of Surrogate in Method Blank, if applicable |
| MDL | Method Detection Limit [1] |
| ML | Minimum Level of Quantitation |
| MS | Matrix Spike |
| MSD | Matrix Spike Duplicate |
| NA | Not Applicable |
| ND | Not detected at or above the indicated MDL (if present) or RL. |
| NR | Data Not Reported due to matrix interference or insufficient sample amount. |
| PDS | Post Digestion Spike |
| PF | Prep Factor |
| RD | Relative Difference |
| RL | Reporting Limit [2] |
| RPD | Relative Percent Difference |
| RRT | Relative Retention Time |
| RSD | Relative Standard Deviation |
| SPK Val | Spike Value |
| SPKRef Val | Spike Reference Value |
| SPLP | Synthetic Precipitation Leachate Procedure |

[1] MDL is the minimum measured concentration of a substance that can be reported with 99% confidence that the measured concentration is distinguishable from method blank results. Definition and Procedure for the Determination of the Method Detection Limit, Revision 2, 40CFR, Part 136, Appendix B, EPA 821-R-16-006, December 2016. Values are based upon our default extraction volume/amount and are subject to change.

[2] RL is the lowest level that can be reliably determined within specified limits of precision and accuracy during routine laboratory operating conditions. (The RL cannot be lower than the lowest calibration standard used in the initial calibration of the instrument and must be greater than the MDL.) Values are based upon our default extraction volume/amount and are subject to change.

McCampbell Analytical, Inc.
"When Quality Counts"

1534 Willow Pass Road, Pittsburg, CA 94565-1701
Toll Free Telephone: (877) 252-9262 / Fax: (925) 252-9269
http://www.mccampbell.com / E-mail: main@mccampbell.com

# Glossary of Terms & Qualifier Definitions

**Client:** Enthalpy Analytical **WorkOrder:** 2602B20

**Project:** EO-553152

| | |
|---|---|
| TCLP | Toxicity Characteristic Leachate Procedure |
| TEQ | Toxicity Equivalents |
| TNTC | "Too Numerous to Count;" greater than 250 colonies observed on the plate. |
| TPH-Diesel | Sample results for semi-volatile TPH (diesel, kerosene, oil, etc) were calculated using a background subtraction procedure to correct for instrument baseline rise (column bleed) as described in Sec 7.7.2.2 of EPA 8015 B, C. |
| TZA | TimeZone Net Adjustment for sample collected outside of MAI's Coordinated Universal Time (UTC). (Adjustment for Daylight Saving is not accounted.) |
| WET (STLC) | Waste Extraction Test (Soluble Threshold Limit Concentration) |

## Analytical Qualifiers

| | |
|---|---|
| a3 | Sample diluted due to high organic content interfering with quantitative/or qualitative analysis. |
| b1 | Aqueous sample that contains greater than ~1 vol. % sediment |

McCampbell Analytical, Inc.
"When Quality Counts"

1534 Willow Pass Road, Pittsburg, CA 94565-1701
Toll Free Telephone: (877) 252-9262 / Fax: (925) 252-9269
http://www.mccampbell.com / E-mail: main@mccampbell.com

# Analytical Report

| | | | |
|---|---|---|---|
| **Client:** | Enthalpy Analytical | **WorkOrder:** | 2602B20 |
| **Date Received:** | 02/18/2026 9:54 | **Extraction Method:** | E8151A |
| **Date Prepared:** | 02/19/2026 | **Analytical Method:** | E8151A |
| **Project:** | EO-553152 | **Unit:** | µg/L |

## Chlorinated Herbicides by GC-ECD

| Client ID | Lab ID | Matrix | Date Collected | Instrument FileID | Batch ID |
|---|---|---|---|---|---|
| SOUTH BASIN - NW CORNER | 2602B20-001A | Water | 02/13/2026 09:03 | GC15A 03112626.D | 335931 |

| Analytes | Result | MDL | RL | DF | Date Analyzed |
|---|---|---|---|---|---|
| Acifluorfen | ND | 0.53 | 1.0 | 1 | 03/11/2026 18:25 |
| Bentazon | ND | 0.32 | 1.0 | 1 | 03/11/2026 18:25 |
| Chloramben | ND | 0.64 | 1.0 | 1 | 03/11/2026 18:25 |
| 2,4-D (Dichlorophenoxyacetic acid) | ND | 0.079 | 0.20 | 1 | 03/11/2026 18:25 |
| 2,4-DB | ND | 0.42 | 1.0 | 1 | 03/11/2026 18:25 |
| Dalapon | ND | 0.77 | 1.0 | 1 | 03/11/2026 18:25 |
| DCPA (mono & diacid) | ND | 0.50 | 1.0 | 1 | 03/11/2026 18:25 |
| Dicamba | ND | 0.074 | 0.20 | 1 | 03/11/2026 18:25 |
| 3,5-Dichlorobenzoic Acid | ND | 0.24 | 1.0 | 1 | 03/11/2026 18:25 |
| Dichloroprop | ND | 0.35 | 1.0 | 1 | 03/11/2026 18:25 |
| Dinoseb (DNBP) | ND | 0.30 | 1.0 | 1 | 03/11/2026 18:25 |
| MCPA | ND | 1.3 | 2.0 | 1 | 03/11/2026 18:25 |
| MCPP | ND | 1.2 | 2.0 | 1 | 03/11/2026 18:25 |
| 4-Nitrophenol | ND | 0.77 | 1.0 | 1 | 03/11/2026 18:25 |
| Pentachlorophenol (PCP) | ND | 0.055 | 0.20 | 1 | 03/11/2026 18:25 |
| Picloram | ND | 0.38 | 1.0 | 1 | 03/11/2026 18:25 |
| 2,4,5-T (Trichlorophenoxy acetic acid) | ND | 0.10 | 0.20 | 1 | 03/11/2026 18:25 |
| 2,4,5-TP (Silvex) | ND | 0.16 | 0.50 | 1 | 03/11/2026 18:25 |

| Surrogates | REC (%) | Limits | DF | |
|---|---|---|---|---|
| DCAA | 81 | 60-140 | 1 | 03/11/2026 18:25 |

Analyst(s): DP

Analytical Comments: b1

*(Cont.)*

McCampbell Analytical, Inc.
"When Quality Counts"

1534 Willow Pass Road, Pittsburg, CA 94565-1701
Toll Free Telephone: (877) 252-9262 / Fax: (925) 252-9269
http://www.mccampbell.com / E-mail: main@mccampbell.com

# Analytical Report

| | | | |
|---|---|---|---|
| **Client:** | Enthalpy Analytical | **WorkOrder:** | 2602B20 |
| **Date Received:** | 02/18/2026 9:54 | **Extraction Method:** | E8151A |
| **Date Prepared:** | 02/19/2026 | **Analytical Method:** | E8151A |
| **Project:** | EO-553152 | **Unit:** | µg/L |

## Chlorinated Herbicides by GC-ECD

| Client ID | Lab ID | Matrix | Date Collected | Instrument FileID | Batch ID |
|---|---|---|---|---|---|
| SOUTH BASIN - S CENTRAL | 2602B20-002A | Water | 02/13/2026 09:16 | GC15A 03112627.D | 335931 |

| Analytes | Result | MDL | RL | DF | Date Analyzed |
|---|---|---|---|---|---|
| Acifluorfen | ND | 0.53 | 1.0 | 1 | 03/11/2026 18:50 |
| Bentazon | ND | 0.32 | 1.0 | 1 | 03/11/2026 18:50 |
| Chloramben | ND | 0.64 | 1.0 | 1 | 03/11/2026 18:50 |
| 2,4-D (Dichlorophenoxyacetic acid) | ND | 0.079 | 0.20 | 1 | 03/11/2026 18:50 |
| 2,4-DB | ND | 0.42 | 1.0 | 1 | 03/11/2026 18:50 |
| Dalapon | ND | 0.77 | 1.0 | 1 | 03/11/2026 18:50 |
| DCPA (mono & diacid) | ND | 0.50 | 1.0 | 1 | 03/11/2026 18:50 |
| Dicamba | ND | 0.074 | 0.20 | 1 | 03/11/2026 18:50 |
| 3,5-Dichlorobenzoic Acid | ND | 0.24 | 1.0 | 1 | 03/11/2026 18:50 |
| Dichloroprop | ND | 0.35 | 1.0 | 1 | 03/11/2026 18:50 |
| Dinoseb (DNBP) | ND | 0.30 | 1.0 | 1 | 03/11/2026 18:50 |
| MCPA | ND | 1.3 | 2.0 | 1 | 03/11/2026 18:50 |
| MCPP | ND | 1.2 | 2.0 | 1 | 03/11/2026 18:50 |
| 4-Nitrophenol | ND | 0.77 | 1.0 | 1 | 03/11/2026 18:50 |
| Pentachlorophenol (PCP) | ND | 0.055 | 0.20 | 1 | 03/11/2026 18:50 |
| Picloram | ND | 0.38 | 1.0 | 1 | 03/11/2026 18:50 |
| 2,4,5-T (Trichlorophenoxy acetic acid) | ND | 0.10 | 0.20 | 1 | 03/11/2026 18:50 |
| 2,4,5-TP (Silvex) | ND | 0.16 | 0.50 | 1 | 03/11/2026 18:50 |

| Surrogates | REC (%) | Limits | DF | |
|---|---|---|---|---|
| DCAA | 99 | 60-140 | 1 | 03/11/2026 18:50 |

Analyst(s): DP

Analytical Comments: b1

*(Cont.)*

McCampbell Analytical, Inc.
"When Quality Counts"

1534 Willow Pass Road, Pittsburg, CA 94565-1701
Toll Free Telephone: (877) 252-9262 / Fax: (925) 252-9269
http://www.mccampbell.com / E-mail: main@mccampbell.com

# Analytical Report

| | | | |
|---|---|---|---|
| **Client:** | Enthalpy Analytical | **WorkOrder:** | 2602B20 |
| **Date Received:** | 02/18/2026 9:54 | **Extraction Method:** | E8151A |
| **Date Prepared:** | 02/19/2026 | **Analytical Method:** | E8151A |
| **Project:** | EO-553152 | **Unit:** | µg/L |

## Chlorinated Herbicides by GC-ECD

| Client ID | Lab ID | Matrix | Date Collected | Instrument FileID | Batch ID |
|---|---|---|---|---|---|
| SOUTH BASIN - W CENTRAL | 2602B20-003A | Water | 02/13/2026 11:08 | GC15A 03112630.D | 335931 |

| Analytes | Result | MDL | RL | DF | Date Analyzed |
|---|---|---|---|---|---|
| Acifluorfen | ND | 0.53 | 1.0 | 1 | 03/11/2026 20:04 |
| Bentazon | ND | 0.32 | 1.0 | 1 | 03/11/2026 20:04 |
| Chloramben | ND | 0.64 | 1.0 | 1 | 03/11/2026 20:04 |
| 2,4-D (Dichlorophenoxyacetic acid) | ND | 0.079 | 0.20 | 1 | 03/11/2026 20:04 |
| 2,4-DB | ND | 0.42 | 1.0 | 1 | 03/11/2026 20:04 |
| Dalapon | ND | 0.77 | 1.0 | 1 | 03/11/2026 20:04 |
| DCPA (mono & diacid) | ND | 0.50 | 1.0 | 1 | 03/11/2026 20:04 |
| Dicamba | ND | 0.074 | 0.20 | 1 | 03/11/2026 20:04 |
| 3,5-Dichlorobenzoic Acid | ND | 0.24 | 1.0 | 1 | 03/11/2026 20:04 |
| Dichloroprop | ND | 0.35 | 1.0 | 1 | 03/11/2026 20:04 |
| Dinoseb (DNBP) | ND | 0.30 | 1.0 | 1 | 03/11/2026 20:04 |
| MCPA | ND | 1.3 | 2.0 | 1 | 03/11/2026 20:04 |
| MCPP | ND | 1.2 | 2.0 | 1 | 03/11/2026 20:04 |
| 4-Nitrophenol | ND | 0.77 | 1.0 | 1 | 03/11/2026 20:04 |
| Pentachlorophenol (PCP) | ND | 0.055 | 0.20 | 1 | 03/11/2026 20:04 |
| Picloram | ND | 0.38 | 1.0 | 1 | 03/11/2026 20:04 |
| 2,4,5-T (Trichlorophenoxy acetic acid) | ND | 0.10 | 0.20 | 1 | 03/11/2026 20:04 |
| 2,4,5-TP (Silvex) | ND | 0.16 | 0.50 | 1 | 03/11/2026 20:04 |

| Surrogates | REC (%) | Limits | DF | |
|---|---|---|---|---|
| DCAA | 87 | 60-140 | 1 | 03/11/2026 20:04 |

Analyst(s): DP

Analytical Comments: b1

McCampbell Analytical, Inc.
"When Quality Counts"

1534 Willow Pass Road, Pittsburg, CA 94565-1701
Toll Free Telephone: (877) 252-9262 / Fax: (925) 252-9269
http://www.mccampbell.com / E-mail: main@mccampbell.com

# Analytical Report

| | | | |
|---|---|---|---|
| **Client:** | Enthalpy Analytical | **WorkOrder:** | 2602B20 |
| **Date Received:** | 02/18/2026 9:54 | **Extraction Method:** | RSK175 |
| **Date Prepared:** | 02/19/2026 | **Analytical Method:** | RSK175 |
| **Project:** | EO-553152 | **Unit:** | µg/L |

## Dissolved Carbon Dioxide by RSK 175

| Client ID | Lab ID | Matrix | Date Collected | Instrument FileID | Batch ID |
|---|---|---|---|---|---|
| SOUTH BASIN - NW CORNER | 2602B20-001B | Water | 02/13/2026 09:03 | GC26 0219260104.D | 336048 |

| Analytes | Result | MDL | RL | DF | Date Analyzed |
|---|---|---|---|---|---|
| Carbon Dioxide | **660** | 50 | 50 | 1 | 02/19/2026 14:32 |

Analyst(s): CLO  Analytical Comments: b1

| Client ID | Lab ID | Matrix | Date Collected | Instrument FileID | Batch ID |
|---|---|---|---|---|---|
| SOUTH BASIN - S CENTRAL | 2602B20-002B | Water | 02/13/2026 09:16 | GC26 0219260105.D | 336048 |

| Analytes | Result | MDL | RL | DF | Date Analyzed |
|---|---|---|---|---|---|
| Carbon Dioxide | **470** | 50 | 50 | 1 | 02/19/2026 14:58 |

Analyst(s): CLO  Analytical Comments: b1

| Client ID | Lab ID | Matrix | Date Collected | Instrument FileID | Batch ID |
|---|---|---|---|---|---|
| SOUTH BASIN - W CENTRAL | 2602B20-003B | Water | 02/13/2026 11:08 | GC26 0219260106.D | 336048 |

| Analytes | Result | MDL | RL | DF | Date Analyzed |
|---|---|---|---|---|---|
| Carbon Dioxide | **460** | 50 | 50 | 1 | 02/19/2026 15:37 |

Analyst(s): CLO  Analytical Comments: b1

McCampbell Analytical, Inc.
"When Quality Counts"
1534 Willow Pass Road, Pittsburg, CA 94565-1701
Toll Free Telephone: (877) 252-9262 / Fax: (925) 252-9269
http://www.mccampbell.com / E-mail: main@mccampbell.com

# Quality Control Report

| | | | |
|---|---|---|---|
| **Client:** | Enthalpy Analytical | **WorkOrder:** | 2602B20 |
| **Date Prepared:** | 02/19/2026 | **BatchID:** | 335931 |
| **Date Analyzed:** | 02/24/2026 | **Extraction Method:** | E8151A |
| **Instrument:** | GC15A | **Analytical Method:** | E8151A |
| **Matrix:** | Water | **Unit:** | µg/L |
| **Project:** | EO-553152 | **Sample ID:** | MB/LCS/LCSD-335931 |

## QC Summary Report for E8151A

| Analyte | MB Result | MDL | RL | SPK Val | MB IS/SS %REC | MB IS/SS Limits |
|---|---|---|---|---|---|---|
| Acifluorfen | ND | 0.53 | 1.0 | - | - | - |
| Bentazon | ND | 0.32 | 1.0 | - | - | - |
| Chloramben | ND | 0.64 | 1.0 | - | - | - |
| 2,4-D (Dichlorophenoxyacetic acid) | ND | 0.079 | 0.20 | - | - | - |
| 2,4-DB | ND | 0.42 | 1.0 | - | - | - |
| Dalapon | ND | 0.77 | 1.0 | - | - | - |
| DCPA (mono & diacid) | ND | 0.50 | 1.0 | - | - | - |
| Dicamba | ND | 0.074 | 0.20 | - | - | - |
| 3,5-Dichlorobenzoic Acid | ND | 0.24 | 1.0 | - | - | - |
| Dichloroprop | ND | 0.35 | 1.0 | - | - | - |
| Dinoseb (DNBP) | ND | 0.30 | 1.0 | - | - | - |
| MCPA | ND | 1.3 | 2.0 | - | - | - |
| MCPP | ND | 1.2 | 2.0 | - | - | - |
| 4-Nitrophenol | ND | 0.77 | 1.0 | - | - | - |
| Pentachlorophenol (PCP) | ND | 0.055 | 0.20 | - | - | - |
| Picloram | ND | 0.38 | 1.0 | - | - | - |
| 2,4,5-T (Trichlorophenoxy acetic acid) | ND | 0.10 | 0.20 | - | - | - |
| 2,4,5-TP (Silvex) | ND | 0.16 | 0.50 | - | - | - |
| **Surrogate Recovery** | | | | | | |
| DCAA | 8.7 | | | 10 | 87 | 70-130 |

*(Cont.)*

CA ELAP 1644 • ORELAP (NELAP) 4033

McCampbell Analytical, Inc.
"When Quality Counts"
1534 Willow Pass Road, Pittsburg, CA 94565-1701
Toll Free Telephone: (877) 252-9262 / Fax: (925) 252-9269
http://www.mccampbell.com / E-mail: main@mccampbell.com

# Quality Control Report

| | | | |
|---|---|---|---|
| **Client:** | Enthalpy Analytical | **WorkOrder:** | 2602B20 |
| **Date Prepared:** | 02/19/2026 | **BatchID:** | 335931 |
| **Date Analyzed:** | 02/24/2026 | **Extraction Method:** | E8151A |
| **Instrument:** | GC15A | **Analytical Method:** | E8151A |
| **Matrix:** | Water | **Unit:** | µg/L |
| **Project:** | EO-553152 | **Sample ID:** | MB/LCS/LCSD-335931 |

## QC Summary Report for E8151A

| Analyte | LCS Result | LCSD Result | SPK Val | LCS %REC | LCSD %REC | LCS/LCSD Limits | RPD | RPD Limit |
|---|---|---|---|---|---|---|---|---|
| Acifluorfen | 10 | 10 | 10 | 102 | 102 | 70-130 | 0.562 | 30 |
| Bentazon | 11 | 11 | 10 | 112 | 112 | 70-130 | 0.0788 | 30 |
| Chloramben | 12 | 11 | 10 | 116 | 114 | 70-130 | 2.13 | 30 |
| 2,4-D (Dichlorophenoxyacetic acid) | 11 | 11 | 10 | 108 | 106 | 70-130 | 2.32 | 30 |
| 2,4-DB | 11 | 11 | 10 | 107 | 107 | 70-130 | 0.228 | 30 |
| Dalapon | 10 | 10 | 10 | 103 | 100 | 70-130 | 3.23 | 30 |
| DCPA (mono & diacid) | 9.6 | 9.3 | 10 | 96 | 93 | 70-130 | 3.06 | 30 |
| Dicamba | 10 | 10 | 10 | 103 | 102 | 70-130 | 1.22 | 30 |
| 3,5-Dichlorobenzoic Acid | 10 | 10 | 10 | 100 | 100 | 70-130 | 0.560 | 30 |
| Dichloroprop | 10 | 9.9 | 10 | 103 | 99 | 70-130 | 3.50 | 30 |
| Dinoseb (DNBP) | 10 | 10 | 10 | 102 | 100 | 70-130 | 1.21 | 30 |
| MCPA | 110 | 100 | 100 | 110 | 102 | 70-130 | 6.90 | 30 |
| MCPP | 120 | 110 | 100 | 120 | 115 | 70-130 | 4.52 | 30 |
| 4-Nitrophenol | 8.3 | 8.3 | 10 | 83 | 83 | 70-130 | 0.0857 | 30 |
| Pentachlorophenol (PCP) | 10 | 10 | 10 | 102 | 100 | 70-130 | 1.70 | 30 |
| Picloram | 9.9 | 9.8 | 10 | 99 | 98 | 70-130 | 0.520 | 30 |
| 2,4,5-T (Trichlorophenoxy acetic acid) | 10 | 10 | 10 | 104 | 103 | 70-130 | 1.10 | 30 |
| 2,4,5-TP (Silvex) | 10 | 10 | 10 | 104 | 102 | 70-130 | 1.69 | 30 |
| **Surrogate Recovery** | | | | | | | | |
| DCAA | 9.9 | 9.8 | 10 | 99 | 98 | 70-130 | 1.11 | 30 |

McCampbell Analytical, Inc.
"When Quality Counts"

1534 Willow Pass Road, Pittsburg, CA 94565-1701
Toll Free Telephone: (877) 252-9262 / Fax: (925) 252-9269
http://www.mccampbell.com / E-mail: main@mccampbell.com

# Quality Control Report

| | | | |
|---|---|---|---|
| **Client:** | Enthalpy Analytical | **WorkOrder:** | 2602B20 |
| **Date Prepared:** | 02/19/2026 | **BatchID:** | 336048 |
| **Date Analyzed:** | 02/19/2026 | **Extraction Method:** | RSK175 |
| **Instrument:** | GC26 | **Analytical Method:** | RSK175 |
| **Matrix:** | Water | **Unit:** | µg/L |
| **Project:** | EO-553152 | **Sample ID:** | MB/LCS/LCSD-336048 |

## QC Summary Report for RSK175

| Analyte | MB Result | MDL | RL | | | |
|---|---|---|---|---|---|---|
| Carbon Dioxide | ND | 50 | 50 | - | - | - |

| Analyte | LCS Result | LCSD Result | SPK Val | LCS %REC | LCSD %REC | LCS/LCSD Limits | RPD | RPD Limit |
|---|---|---|---|---|---|---|---|---|
| Carbon Dioxide | 150 | 140 | 187.2 | 79 | 75 | 70-130 | 5.55 | 30 |

McCampbell Analytical, Inc.
"When Quality Counts"

1534 Willow Pass Road, Pittsburg, CA 94565-1701
Toll Free Telephone: (877) 252-9262 / Fax: (925) 252-9269
http://www.mccampbell.com / E-mail: main@mccampbell.com

# Certified Analyte List

**Client:** Enthalpy Analytical **WorkOrder:** 2602B20

**Project:** EO-553152

| Analyte | Cert 1 | Cert 2 | Cert 3 | Cert 4 | Cert 5 | Analytical Method | Matrix |
|---|---|---|---|---|---|---|---|
| 2,4,5-T (Trichlorophenoxy acetic acid) | ◉ | ◉ | ○ | ○ | ○ | E8151A | Water |
| 2,4,5-T (Trichlorophenoxy acetic acid) | ◉ | ◉ | ○ | ○ | ○ | E8151A | Water |
| 2,4,5-TP (Silvex) | ◉ | ◉ | ○ | ○ | ○ | E8151A | Water |
| 2,4,5-TP (Silvex) | ◉ | ◉ | ○ | ○ | ○ | E8151A | Water |
| 2,4-D (Dichlorophenoxyacetic acid) | ◉ | ◉ | ○ | ○ | ○ | E8151A | Water |
| 2,4-D (Dichlorophenoxyacetic acid) | ◉ | ◉ | ○ | ○ | ○ | E8151A | Water |
| 2,4-DB | ◉ | ◉ | ○ | ○ | ○ | E8151A | Water |
| 2,4-DB | ◉ | ◉ | ○ | ○ | ○ | E8151A | Water |
| 3,5-Dichlorobenzoic Acid | ○ | ◉ | ○ | ○ | ○ | E8151A | Water |
| 3,5-Dichlorobenzoic Acid | ○ | ◉ | ○ | ○ | ○ | E8151A | Water |
| 4-Nitrophenol | ◉ | ◉ | ○ | ○ | ○ | E8151A | Water |
| 4-Nitrophenol | ◉ | ◉ | ○ | ○ | ○ | E8151A | Water |
| Acifluorfen | ○ | ◉ | ○ | ○ | ○ | E8151A | Water |
| Acifluorfen | ○ | ◉ | ○ | ○ | ○ | E8151A | Water |
| Bentazon | ○ | ◉ | ○ | ○ | ○ | E8151A | Water |
| Bentazon | ○ | ◉ | ○ | ○ | ○ | E8151A | Water |
| Chloramben | ○ | ◉ | ○ | ○ | ○ | E8151A | Water |
| Chloramben | ○ | ◉ | ○ | ○ | ○ | E8151A | Water |
| Dalapon | ◉ | ◉ | ○ | ○ | ○ | E8151A | Water |
| Dalapon | ◉ | ◉ | ○ | ○ | ○ | E8151A | Water |
| DCPA (mono & diacid) | ○ | ◉ | ○ | ○ | ○ | E8151A | Water |
| DCPA (mono & diacid) | ○ | ◉ | ○ | ○ | ○ | E8151A | Water |
| Dicamba | ◉ | ◉ | ○ | ○ | ○ | E8151A | Water |
| Dicamba | ◉ | ◉ | ○ | ○ | ○ | E8151A | Water |
| Dichloroprop | ◉ | ◉ | ○ | ○ | ○ | E8151A | Water |
| Dichloroprop | ◉ | ◉ | ○ | ○ | ○ | E8151A | Water |
| Dinoseb (DNBP) | ◉ | ◉ | ○ | ○ | ○ | E8151A | Water |
| Dinoseb (DNBP) | ◉ | ◉ | ○ | ○ | ○ | E8151A | Water |
| MCPA | ◉ | ◉ | ○ | ○ | ○ | E8151A | Water |
| MCPA | ◉ | ◉ | ○ | ○ | ○ | E8151A | Water |
| MCPP | ◉ | ◉ | ○ | ○ | ○ | E8151A | Water |
| MCPP | ◉ | ◉ | ○ | ○ | ○ | E8151A | Water |
| Pentachlorophenol (PCP) | ◉ | ◉ | ○ | ○ | ○ | E8151A | Water |
| Pentachlorophenol (PCP) | ◉ | ◉ | ○ | ○ | ○ | E8151A | Water |
| Picloram | ○ | ◉ | ○ | ○ | ○ | E8151A | Water |
| Picloram | ○ | ◉ | ○ | ○ | ○ | E8151A | Water |

**Certifications**

| | |
|---|---|
| Cert 1 | CA ELAP 1644 |
| Cert 2 | ORELAP (NELAP) 4033 |

The Certified Analyte Report lists the compounds for which MAI is accredited at the time of issuance. Although MAI holds multiple accreditations, methods with extensive compound lists may not be fully accredited due to state agency availability.

McCampbell Analytical, Inc.
1534 Willow Pass Rd
Pittsburg, CA 94565-1701
(925) 252-9262

# CHAIN-OF-CUSTODY RECORD



**WorkOrder: 2602B20** **ClientCode: ENO** **QuoteID: 262776**

☐ WaterTrax ☐ CLIP ☐ EDF ☑ EQuIS ☑ Dry-Weight ☑ Email ☐ HardCopy ☐ ThirdParty ☑ J-flag
☑ Detection Summary ☑ **Excel** [A1_Standard _QC]

**Report to:**
David Tripp
Enthalpy Analytical
931 West Barkley Avenue
Orange, CA 92868
657-581-4710 FAX:

Email: david.tripp@enthalpy.com
cc/3rd Party: incomingreports@enthalpy.com;
PO: 079649
Project: EO-553152

**Bill to:**
Accounts Payable/Enthalpy SoCal
Montrose Environmental Group
PO Box 842165
Boston, MA 02284-2165
003EL_ap@montrose-env.com

**Requested TAT:** 2 days;
***Date Received:*** **02/18/2026**
***Date Logged:*** **02/18/2026**

| Lab ID | ClientSampID | Matrix | Collection Date | Hold | Requested Tests (See legend below) | | | | | | | | | | | |
|---|---|---|---|---|---|---|---|---|---|---|---|---|---|---|---|---|
| | | | | | 1 | 2 | 3 | 4 | 5 | 6 | 7 | 8 | 9 | 10 | 11 | 12 |
| 2602B20-001 | SOUTH BASIN - NW CORNER | Water | 2/13/2026 09:03 | ☐ | A | A | B | | | | | | | | | |
| 2602B20-002 | SOUTH BASIN - S CENTRAL | Water | 2/13/2026 09:16 | ☐ | A | A | B | | | | | | | | | |
| 2602B20-003 | SOUTH BASIN - W CENTRAL | Water | 2/13/2026 11:08 | ☐ | A | A | B | | | | | | | | | |

**Test Legend:**

| | | | | | | | |
|---|---|---|---|---|---|---|---|
| 1 | 8151_W | 2 | PRDisposal Fee | 3 | RSK175_CO2_W | 4 | |
| 5 | | 6 | | 7 | | 8 | |
| 9 | | 10 | | 11 | | 12 | |

**Project Manager: Jena Alfaro**

**Prepared by: Emily Perez**

**Comments:**

NOTE: Soil samples are discarded 60 days after receipt unless other arrangements are made (Water samples are 30 days).
Hazardous samples will be returned to client or disposed of at client expense.

McCampbell Analytical, Inc.
"When Quality Counts"

1534 Willow Pass Road, Pittsburg, CA 94565-1701
Toll Free Telephone: (877) 252-9262 / Fax: (925) 252-9269
http://www.mccampbell.com / E-mail: main@mccampbell.com

# WORK ORDER SUMMARY

**Client Name:** ENTHALPY ANALYTICAL
**Client Contact:** David Tripp
**Contact's Email:** david.tripp@enthalpy.com

**Project:** EO-553152
**Comments**

**Work Order:** 2602B20
**QC Level:** LEVEL 2
**Date Logged:** 2/18/2026

☐ WaterTrax ☐ CLIP ☐ EDF ☑ Excel ☐ EQuIS ☑ Email ☐ HardCopy ☐ ThirdParty ☑ J-flag

| LabID | ClientSampID | Matrix | Test Name | Cont./ Comp. | Bottle & Preservative | U** | Head Space | Dry-Weight | Collection Date & Time | TAT | Test Due Date | Sediment Content | Hold | Sub Out |
|---|---|---|---|---|---|---|---|---|---|---|---|---|---|---|
| 001A | SOUTH BASIN - NW CORNER | Water | E8151A (Chlorinated Herbicides) | 1 | 1LA Narrow Mouth, Unpres | ☐ | ☐ | ☐ | 2/13/2026 9:03 | 2 days | 2/20/2026 | 1%+ | ☐ | ☐ |
| 001B | SOUTH BASIN - NW CORNER | Water | RSK175 (CO2) | 2 | VOA, Unpres | ☐ | ☐ | ☐ | 2/13/2026 9:03 | 2 days | 2/20/2026 | 1%+ | ☐ | ☐ |
| 002A | SOUTH BASIN - S CENTRAL | Water | E8151A (Chlorinated Herbicides) | 1 | 1LA Narrow Mouth, Unpres | ☐ | ☐ | ☐ | 2/13/2026 9:16 | 2 days | 2/20/2026 | 1%+ | ☐ | ☐ |
| 002B | SOUTH BASIN - S CENTRAL | Water | RSK175 (CO2) | 2 | VOA, Unpres | ☐ | ☐ | ☐ | 2/13/2026 9:16 | 2 days | 2/20/2026 | 1%+ | ☐ | ☐ |
| 003A | SOUTH BASIN - W CENTRAL | Water | E8151A (Chlorinated Herbicides) | 1 | 1LA Narrow Mouth, Unpres | ☐ | ☐ | ☐ | 2/13/2026 11:08 | 2 days | 2/20/2026 | 1%+ | ☐ | ☐ |
| 003B | SOUTH BASIN - W CENTRAL | Water | RSK175 (CO2) | 2 | VOA, Unpres | ☐ | ☐ | ☐ | 2/13/2026 11:08 | 2 days | 2/20/2026 | 1%+ | ☐ | ☐ |

**NOTES:** *** STLC and TCLP extractions require 2 days to complete; therefore, all TATs begin after the extraction is completed (i.e., One-day TAT yields results in 3 days from sample submission).**

**- ISM prep requires 5 to 10 days to complete; therefore, all TATs begin after the extraction is completed (i.e., One-day TAT yields results in 6 to 11 days from sample submission). Due date listed on WO summary will not accurately reflect the time needed for sample preparation.**

**- Organic extracts are held for 40 days before disposal; Inorganic extract are held for 30 days.**

**- MAI assumes that all material present in the provided sampling container is considered part of the sample - MAI does not exclude any material from the sample prior to sample preparation unless requested in writing by the client.**

**U** = An unpreserved container was received for a method that suggests a preservation in order to extend hold time for analysis.**

**Cont./Comp. = Containers /Composites**

2602B22

ENTHALPY ANALYTICAL
931 West Barkley Ave
Orange, CA 92868
(714) 771-6900

Subcontract Laboratory:
McCampbell Analytical, Inc.
1534 Willow Pass Rd.
Pittsburg, CA 94565
ATTN:
PO #: Quote ID: 262776

Enthalpy Order: EO-553208
PM: David Tripp
Email: david.tripp@enthalpy.com
CC: incomingreports@enthalpy.com
Phone: 657-581-4710

Results Due: Hold time RUSH
Report Level: II
Report To: MDL
EDDs: Standard Excel EDD

Notes:
CHIQUITA Stormwater - Hold time rush please, if necessary

| Sample ID | Collected | Lab ID | # Cont. | Matrix | Analysis Requested | Comment |
|---|---|---|---|---|---|---|
| OUTLET | 16-FEB-2026 12:02 | 553208-001 | 1 | Water | EPA 8151A Chlorinated Herbicides | |
| | | | | Water | RSK-175 CO2 | |

| Notes: | Relinquished By: | Received By: |
|---|---|---|
| | [signature] | |
| | Date: 2-17-26 17:45 | Date: |
| | | Emily Re |
| | Date: | Date: 2/18/26 0954 |
| | | |
| | Date: | Date: |

GIS: 564090452

20 wt
1 RUSH

McCampbell Analytical, Inc.
"When Quality Counts"

1534 Willow Pass Road, Pittsburg, CA 94565-1701
Toll Free Telephone: (877) 252-9262 / Fax: (925) 252-9269
http://www.mccampbell.com / E-mail: main@mccampbell.com

# Sample Receipt Checklist

| | | | |
|---|---|---|---|
| Client Name: | **Enthalpy Analytical** | Date and Time Received: | **2/18/2026 09:54** |
| Project: | **EO-553152** | Date Logged: | **2/18/2026** |
| | | Received by: | |
| WorkOrder №: | **2602B20** Matrix: | Logged by: | Emily Perez |
| Carrier: | Golden State Overnight | | |

## Chain of Custody (COC) Information

| | | | | | | |
|---|---|---|---|---|---|---|
| Chain of custody present? | Yes | ☑ | No | ☐ | | |
| Chain of custody signed when relinquished and received? | Yes | ☑ | No | ☐ | | |
| Chain of custody agrees with sample labels? | Yes | ☑ | No | ☐ | | |
| Sample IDs noted by Client on COC? | Yes | ☑ | No | ☐ | | |
| Date and Time of collection noted by Client on COC? | Yes | ☑ | No | ☐ | | |
| Sampler's name noted on COC? | Yes | ☑ | No | ☐ | | |
| COC agrees with Quote? | Yes | ☑ | No | ☐ | NA | ☐ |
| COC quote is active? | Yes | ☑ | No | ☐ | NA | ☐ |

## Sample Receipt Information

| | | | | | | |
|---|---|---|---|---|---|---|
| Custody seals intact on shipping container/cooler? | Yes | ☐ | No | ☐ | NA | ☑ |
| Custody seals intact on sample bottles? | Yes | ☐ | No | ☐ | NA | ☑ |
| Shipping container/cooler in good condition? | Yes | ☑ | No | ☐ | | |
| Samples in proper containers/bottles? | Yes | ☑ | No | ☐ | | |
| Sample containers intact? | Yes | ☑ | No | ☐ | | |
| Sufficient sample volume for indicated test? | Yes | ☑ | No | ☐ | | |

## Sample Preservation and Hold Time (HT) Information

| | | | | | | |
|---|---|---|---|---|---|---|
| All samples received within holding time? | Yes | ☑ | No | ☐ | NA | ☐ |
| Samples Received on Ice? | Yes | ☑ | No | ☐ | | |
| (Ice Type: WET ICE ) | | | | | | |
| Sample/Temp Blank temperature | Temp: 2°C | | | | NA | ☐ |
| ZHS conditional analyses: VOA meets zero headspace requirement (VOCs, TPHg/BTEX, RSK)? | Yes | ☑ | No | ☐ | NA | ☐ |
| Sample labels checked for correct preservation? | Yes | ☑ | No | ☐ | | |
| pH acceptable upon receipt (Metal: <2)? | Yes | ☐ | No | ☐ | NA | ☑ |

UCMR Samples:

| | | | | | | |
|---|---|---|---|---|---|---|
| pH tested and acceptable upon receipt (200.7: ≤2; 533: 6 - 8; 537.1: 6 - 8)? | Yes | ☐ | No | ☐ | NA | ☑ |
| Free Chlorine tested and acceptable upon receipt (<0.1mg/L) [not applicable to 200.7]? | Yes | ☐ | No | ☐ | NA | ☑ |

Comments:

**Laboratory Job Number 553152**

**Subcontracted Products**

**Enthalpy - El Dorado Hills**

March 05, 2026

**Enthalpy Analytical - El Dorado Hills**
**Work Order No. 2602170**

Mr. David Tripp
Enthalpy Analytical
931 W. Barkley Avenue
Orange, CA 92868

Dear Mr. Tripp,

Enclosed are the results for the sample set received at Enthalpy Analytical - EDH on February 18, 2026 under your Project Name 'EO-553152'.

Enthalpy Analytical - EDH is committed to serving you effectively. If you require additional information, please contact me at 916-673-1520 or by email at mark.rein@enthalpy.com.

Thank you for choosing Enthalpy Analytical - EDH as part of your analytical support team.

Sincerely,



Mark Rein
Project Manager

*Enthalpy Analytical -EDH certifies that the report herein meets all the requirements set forth by NELAP for those applicable test methods. Results relate only to the samples as received by the laboratory. This report should not be reproduced except in full without the written approval of Enthalpy Analytical -EDH .*

**Enthalpy Analytical - EDH Work Order No. 2602170**
**Case Narrative**

**Sample Condition on Receipt:**

Three water samples were received and stored securely in accordance with Enthalpy Analytical - EDH standard operating procedures and EPA methodology. The samples were received in good condition and within the method temperature requirements.

**Analytical Notes:**

**EPA Method 8290A**

These samples were extracted and analyzed for 2,3,7,8-TCDD by EPA Method 8290A using a ZB-DIOXIN GC column.

Holding Times

The method holding time criteria were met for these samples.

Quality Control

The Initial Calibration and Continuing Calibration Verifications met the method acceptance criteria.

A Method Blank and Ongoing Precision and Recovery (OPR) sample were extracted and analyzed with the preparation batch. No analytes were detected above the sample quantitation limits in the Method Blank. The OPR recoveries were within the method acceptance criteria.

Labeled standard recoveries for all QC and field samples were within method acceptance criteria.

TABLE OF CONTENTS


Case Narrative..... 1

Table of Contents..... 3

Sample Inventory..... 4

Analytical Results..... 5

Qualifiers..... 11

Certifications..... 12

Sample Receipt..... 13

# Sample Inventory Report

| Sample ID | Client Sample ID | Sampled | Received | Components/Containers |
|---|---|---|---|---|
| 2602170-01 | SOUTH BASIN - NW CORNER | 13-Feb-26 09:03 | 18-Feb-26 10:45 | Amber Glass NM Bottle, 1L |
| 2602170-02 | SOUTH BASIN - S CENTRAL | 13-Feb-26 09:16 | 18-Feb-26 10:45 | Amber Glass NM Bottle, 1L |
| 2602170-03 | SOUTH BASIN - W CENTRAL | 13-Feb-26 11:08 | 18-Feb-26 10:45 | Amber Glass NM Bottle, 1L |

## ANALYTICAL RESULTS

## Sample ID: Method Blank

**EPA Method 8290A**

**Client Data**

Name: Enthalpy Analytical
Project: EO-553152
Matrix: Aqueous

**Laboratory Data**

Lab Sample: B26B311-BLK1
QC Batch: B26B311
Sample Size: 0.500 L
Date Extracted: 26-Feb-26
Column: ZB-DIOXIN

| Analyte | Conc. (pg/L) | MDL | RL | Qualifiers | Analyzed | Dilution |
|---|---|---|---|---|---|---|
| 2,3,7,8-TCDD | ND | 3.56 | 10.0 | | 03-Mar-26 00:00 | 1 |

| Labeled Standards | Type | % Recovery | Limits | Qualifiers | Analyzed | Dilution |
|---|---|---|---|---|---|---|
| 13C-2,3,7,8-TCDD | IS | 85.0 | 40 - 135 | | 03-Mar-26 00:00 | 1 |
| 37Cl-2,3,7,8-TCDD | CRS | 90.1 | 40 - 135 | | 03-Mar-26 00:00 | 1 |

MDL - Method Detection Limit
RL - Reporting limit

Results reported to MDL.

## Sample ID: OPR

**EPA Method 8290A**

**Client Data**

Name: Enthalpy Analytical
Project: EO-553152
Matrix: Aqueous

**Laboratory Data**

Lab Sample: B26B311-BS1
QC Batch: B26B311
Sample Size: 0.500 L
Date Extracted: 26-Feb-26 04:13
Column: ZB-DIOXIN

| Analyte | Amt Found (pg/L) | Spike Amt | % Recovery | Limits | Qualifiers | Analyzed | Dilution |
|---|---|---|---|---|---|---|---|
| 2,3,7,8-TCDD | 377 | 400 | 94.3 | 70-130 | | 27-Feb-26 10:36 | 1 |
| **Labeled Standards** | **Type** | | **% Recovery** | **Limits** | **Qualifiers** | **Analyzed** | **Dilution** |
| 13C-2,3,7,8-TCDD | IS | | 69.7 | 40-135 | | 27-Feb-26 10:36 | 1 |
| 37Cl-2,3,7,8-TCDD | CRS | | 70.2 | 40-135 | | 27-Feb-26 10:36 | 1 |

## Sample ID: SOUTH BASIN - NW CORNER

**EPA Method 8290A**

**Client Data**

| | |
|---|---|
| Name: | Enthalpy Analytical |
| Project: | EO-553152 |
| Matrix: | Water |
| Date Collected: | 13-Feb-26 09:03 |

**Laboratory Data**

| | | | |
|---|---|---|---|
| Lab Sample: | 2602170-01 | Date Received: | 18-Feb-26 10:45 |
| QC Batch: | B26B311 | Date Extracted: | 26-Feb-26 |
| Sample Size: | 0.502 L | Column: | ZB-DIOXIN |

| Analyte | Conc. (pg/L) | MDL | RL | Qualifiers | Analyzed | Dilution |
|---|---|---|---|---|---|---|
| 2,3,7,8-TCDD | ND | 3.55 | 9.96 | | 04-Mar-26 02:07 | 1 |

| Labeled Standards | Type | % Recovery | Limits | Qualifiers | Analyzed | Dilution |
|---|---|---|---|---|---|---|
| 13C-2,3,7,8-TCDD | IS | 66.1 | 40 - 135 | | 04-Mar-26 02:07 | 1 |
| 37Cl-2,3,7,8-TCDD | CRS | 64.7 | 40 - 135 | | 04-Mar-26 02:07 | 1 |

MDL - Method Detection Limit
RL - Reporting limit

Results reported to MDL.

## Sample ID: SOUTH BASIN - S CENTRAL

**EPA Method 8290A**

**Client Data**

| | |
|---|---|
| Name: | Enthalpy Analytical |
| Project: | EO-553152 |
| Matrix: | Water |
| Date Collected: | 13-Feb-26 09:16 |

**Laboratory Data**

| | | | |
|---|---|---|---|
| Lab Sample: | 2602170-02 | Date Received: | 18-Feb-26 10:45 |
| QC Batch: | B26B311 | Date Extracted: | 26-Feb-26 |
| Sample Size: | 0.501 L | Column: | ZB-DIOXIN |

| Analyte | Conc. (pg/L) | MDL | RL | Qualifiers | Analyzed | Dilution |
|---|---|---|---|---|---|---|
| 2,3,7,8-TCDD | ND | 3.55 | 9.98 | | 04-Mar-26 02:52 | 1 |

| Labeled Standards | Type | % Recovery | Limits | Qualifiers | Analyzed | Dilution |
|---|---|---|---|---|---|---|
| 13C-2,3,7,8-TCDD | IS | 63.6 | 40 - 135 | | 04-Mar-26 02:52 | 1 |
| 37Cl-2,3,7,8-TCDD | CRS | 63.1 | 40 - 135 | | 04-Mar-26 02:52 | 1 |

MDL - Method Detection Limit
RL - Reporting limit

Results reported to MDL.

## Sample ID: SOUTH BASIN - W CENTRAL

**EPA Method 8290A**

**Client Data**

| | |
|---|---|
| Name: | Enthalpy Analytical |
| Project: | EO-553152 |
| Matrix: | Water |
| Date Collected: | 13-Feb-26 11:08 |

**Laboratory Data**

| | | | |
|---|---|---|---|
| Lab Sample: | 2602170-03 | Date Received: | 18-Feb-26 10:45 |
| QC Batch: | B26B311 | Date Extracted: | 26-Feb-26 |
| Sample Size: | 0.502 L | Column: | ZB-DIOXIN |

| Analyte | Conc. (pg/L) | MDL | RL | Qualifiers | Analyzed | Dilution |
|---|---|---|---|---|---|---|
| 2,3,7,8-TCDD | ND | 3.55 | 9.97 | | 04-Mar-26 03:38 | 1 |

| Labeled Standards | Type | % Recovery | Limits | Qualifiers | Analyzed | Dilution |
|---|---|---|---|---|---|---|
| 13C-2,3,7,8-TCDD | IS | 66.5 | 40 - 135 | | 04-Mar-26 03:38 | 1 |
| 37Cl-2,3,7,8-TCDD | CRS | 64.8 | 40 - 135 | | 04-Mar-26 03:38 | 1 |

MDL - Method Detection Limit
RL - Reporting limit

Results reported to MDL.

# DATA QUALIFIERS & ABBREVIATIONS

| | |
|---|---|
| B | Compound was also detected in the method blank |
| Conc. | Concentration |
| CRS | Cleanup Recovery Standard |
| D | Dilution |
| DL | Detection Limit |
| E | Concentration exceeded the calibration range |
| EDL | Estimated Detection Limit |
| EMPC | Estimated Maximum Possible Concentration |
| H | Recovery and/or RPD was outside laboratory acceptance limits |
| I | Chemical Interference |
| IS | Internal Standard |
| J | Estimated Concentration below the Reporting Limit/LOQ |
| LOD | Limit of Detection |
| LOQ | Limit of Quantitation |
| MDL | Method Detection Limit |
| NA | Not Applicable |
| ND | Not Detected |
| OPR | Ongoing Precision and Recovery sample |
| P | Concentration may include contribution from chlorinated diphenyl ether(s). |
| Q | Ion transition ratio is outside of the acceptance criteria. |
| RL | Reporting Limit (MRL) |
| TEQ | Toxic Equivalency, sum of the toxic equivalency factors (TEF) multiplied by the sample concentrations. |
| TEQMax | TEQ calculated using the detection limit as the concentration for non-detects |
| TEQMin | TEQ calculated using zero as the concentration for non-detects |
| TEQRisk | TEQ calculated using ½ the detection limit as the concentration for non-detects |
| U | Not Detected (specific projects only) |
| * | See Cover Letter |

Unless otherwise noted, solid sample results are reported in dry weight. Tissue samples are reported in wet weight.

**Enthalpy Analytical - EDH Certifications**

| Accrediting Authority | Certificate Number |
|---|---|
| Alaska Department of Environmental Conservation | 17-013 |
| California Department of Health – ELAP | 2892 |
| DoD ELAP - A2LA Accredited - ISO/IEC 17025 | 3091.01 |
| Florida Department of Health | E87777 |
| Louisiana Department of Environmental Quality | 01977 |
| Maine Department of Health | 2020018 |
| Michigan Department of Environmental Quality | 9932 |
| Minnesota Department of Health | 2211390 |
| Nevada Division of Environmental Protection | CA00413 |
| New Hampshire Environmental Accreditation Program | 207721 |
| New Jersey Department of Environmental Protection | CA003 |
| New York Department of Health | 11411 |
| Ohio Environmental Protection Agency | 87778 |
| Oregon Laboratory Accreditation Program | 4042-021 |
| Texas Commission on Environmental Quality | T104704189-22-13 |
| Vermont Department of Health | VT-4042 |
| Virginia Department of General Services | 11276 |
| Washington Department of Ecology | C584 |
| Wisconsin Department of Natural Resources | 998036160 |

*Current certificates and lists of licensed parameters can be found at Enthalpy.com/Resources/Accreditations.*

ENTHALPY ANALYTICAL
931 West Barkley Ave
Orange, CA 92868
(714) 771-6900

Subcontract Laboratory:
Enthalpy - El Dorado Hills
1104 Windfield Way
El Dorado Hills, CA 95762
ATTN: Mark Rein
PO #: Required, to be sent via email

Enthalpy Order: EO-553152
PM: David Tripp
Email: david.tripp@enthalpy.com
CC: incomingreports@enthalpy.com
Phone: 657-581-4710

2602170

Results Due: Standard TAT (15wd TAT)
Report Level: II
Report To: MDL
EDDs: BLDR:Enthalpy (the normal EDD you send to Orange)

4.6°C

Notes:
CHIQUITA Stormwater - 15wd TAT or less if at all possible. No decanting.

| Sample ID | Collected | Lab ID | # Cont. | Matrix | Analysis Requested | Comment |
|---|---|---|---|---|---|---|
| SOUTH BASIN - NW CORNER | 13-FEB-2026 09:03 | 553152-001 | 1 | Water | EPA 8290 - 2,3,7,8-TCDD Only | |
| SOUTH BASIN - S CENTRAL | 13-FEB-2026 09:16 | 553152-002 | 1 | Water | EPA 8290 - 2,3,7,8-TCDD Only | |
| SOUTH BASIN - W CENTRAL | 13-FEB-2026 11:08 | 553152-003 | 1 | Water | EPA 8290 - 2,3,7,8-TCDD Only | |

| Notes: | Relinquished By: | Received By: |
|---|---|---|
| | [signature] | Kelia Wadsworth Kelia Wadsworth |
| | Date: 2-17-26 16:56 | Date: 02/18/26 1045 |
| | | |
| | Date: | Date: |
| | | |
| | Date: | Date: |

# CoC/Label Reconciliation Report WO# 2602170

| LabNumber | CoC Sample ID | | SampleAlias | Sample Date/Time | | Container | BaseMatrix | Sample Comments |
|---|---|---|---|---|---|---|---|---|
| 2602170-01 | A SOUTH BASIN - NW CORNER | ☑ (A) | 553152-001 | 13-Feb-26 09:03 | ☑ | Amber Glass NM Bottle, 1L | Aqueous | |
| 2602170-02 | A SOUTH BASIN - S CENTRAL | ☑ | 553152-002 | 13-Feb-26 09:16 | ☑ | Amber Glass NM Bottle, 1L | Aqueous | |
| 2602170-03 | A SOUTH BASIN - W CENTRAL | ☑ | 553152-003 | 13-Feb-26 11:08 | ☑ | Amber Glass NM Bottle, 1L | Aqueous | |

Checkmarks indicate that information on the COC reconciled with the sample label.
Any discrepancies are noted in the following columns.

| CONDITION | Yes | No | NA |
|---|---|---|---|
| Sample Container Intact? | ✓ | | |
| Sample Container(s) Custody Seals Intact? | | | ✓ |
| Custody Seals On Cooler Intact? | | | ✓ |
| Adequate Sample Volume? | ✓ | | |
| Container Type Appropriate for Analysis(es)? | ✓ | | |

Comments: (A) No Backup Volume

Preservation Documented: Na2S2O3 Trizma NH4CH3CO2 None All Other

Verifed by/Date: KAW 02/18/26
XAO 02/18/26

# ATTACHMENT E

**From:** Sarah Phillips <Sarah.Phillips@WasteConnections.com>
**Sent:** Sunday, February 15, 2026 9:59 PM
**To:** Vitale, Pavlova@Waterboards; Casas, Enrique@Waterboards
**Cc:** Matt Breuer; 'emorofuji@ph.lacounty.gov'
**Subject:** Re: Seep in the South Basin
**Attachments:** 553108_RPTS.pdf; 553152_RPTS.pdf

Pavlova,

We are emailing with updates about the seep identified on Thursday, February 12, 2026, at the toe of the western slope. As of February 13, 2026, the seep has stopped and Chiquita has fully cleaned the stormwater channel and south basin. Chiquita installed additional infrastructure to prevent leachate and stormwater from commingling, is actively monitoring the area of the seep, and is prepared to immediately remove additional liquids, should the seep reappear during the upcoming rain events. Chiquita is providing this notification in the spirit of transparency and coordination to ensure that the Water Board is kept abreast of our actions to mitigate any potential impacts from the seep.

On February 12, 2026, a small visible sheen of dark liquid, approximately 10 feet by 15 feet in area, was observed in Stage 1 of the South Sedimentation Basin. Chiquita promptly deployed a vacuum truck and removed the leachate along with additional stormwater present within the vicinity of the inlet. We estimate 20-40 gallons of leachate entered Stage 1 of the basin. In total, approximately 3,360 gallons of liquid were removed, consisting primarily of stormwater in addition to the estimated volume of leachate. As part of its cleanup efforts, Chiquita also pressure-washed the stormwater channel and culvert leading to the South Sedimentation Basin and removed the wash water by vacuum truck.

Upon discovery of the seep, and as previously reported, Chiquita immediately blocked the inlet to Stage 1 of the South Sedimentation Basin and placed soil check dams within the stormwater channel to stop the seep from traveling to the basin. To contain the seep, Chiquita dug a containment area at the source of the seep at the western toe to collect the liquid. This containment area is approximately 40 feet in length and has an estimated capacity of approximately 300 gallons. Since February 13, 2026, no active flow has been observed, and no liquid has accumulated in the containment area. Chiquita is monitoring the containment area and is prepared to remove liquids using a vacuum truck in the event they reappear during the upcoming, predicted rain event. Further, rock has been added to the access road to ensure reliable access during wet conditions caused by the predicted rain event.

On February 12, 2026, during the seep event, we collected a sample of the seep from the western inlet to Stage 1 of the South Sedimentation Basin. The final report for this sample is attached. Results show that the seep was non-detect for benzene.

Following cleanup of the basin, as described above, we took three samples from the basin. One sample was taken from Stage 1 of the basin next to the western inlet. Samples were also taken from further south and along the western portion of Stage 1 of the basin (near where the north pond overflows into the south pond), and from Stage 2 of the south basin near the stand pipes. The results of this sampling are attached for your review.

While the report is preliminary, the data for the methods presented are QC'ed and will not change with the final report, which will include additional methods that take longer to run. Analytical results are consistent with stormwater and confirm visual observations that all leachate was removed from the south basin.

The laboratory is still reviewing the Amended Investigative Order and its list of reporting limits ("RLs"). We understand that some of the RLs in the attached analytical results do not meet the RLs set this week by the Amended IO. While the lab may be able to meet such RLs for different types of media, it cannot at this time for stormwater. The lab is working to understand if it can recalibrate equipment to meet these RLs moving forward. We are also reaching out to other labs in the area to determine whether they can meet these RL requirements for stormwater samples. The lab was able to run these stormwater samples without dilution, but we understand that may be a concern for labs depending on the amount of particles suspended in the stormwater.

We believe that the basin sampling results confirm that we successfully removed all leachate from the south basin. Although the results indicate that we may remove the plugs in the south basin standpipes, we have not yet done so. Given the estimated rainfall, it is likely that with the plugs in place, the water in the basin will overtop the emergency spillway as designed and described in the facility's SWPPP. If that occurs, we will sample the discharge, consistent with our obligations under the IO.

As stated above, the area of the seep will remain under constant observation throughout the predicted rain event to ensure prompt removal of leachate should the seep reappear. We will continue to keep you apprised of any major developments.

Thank you,

Sarah

**Sarah Phillips**
248.930.2779

---

**From:** Sarah Phillips <Sarah.Phillips@WasteConnections.com>
**Sent:** Thursday, February 12, 2026 9:08 PM
**To:** Vitale, Pavlova@Waterboards <Pavlova.Vitale@waterboards.ca.gov>; Casas, Enrique@Waterboards <Enrique.Casas@waterboards.ca.gov>
**Cc:** Matt Breuer <Matthew.Breuer@WasteConnections.com>; 'emorofuji@ph.lacounty.gov' <emorofuji@ph.lacounty.gov>
**Subject:** Re: Seep in the South Basin

Pavlova – We are actively investigating this event, including calculating the total estimated volume of liquid that reached the basin. However, we think the total volume was minimal; the trickle was so low that it was difficult to even collect a sample. We will follow up with the estimate volume as soon as possible. Thank you for your continued patience.

**Sarah Phillips**
248.930.2779

**From:** Vitale, Pavlova@Waterboards <Pavlova.Vitale@waterboards.ca.gov>
**Sent:** Thursday, February 12, 2026 8:38 PM
**To:** Sarah Phillips <Sarah.Phillips@WasteConnections.com>; Casas, Enrique@Waterboards <Enrique.Casas@waterboards.ca.gov>
**Cc:** Matt Breuer <Matthew.Breuer@WasteConnections.com>; 'emorofuji@ph.lacounty.gov' <emorofuji@ph.lacounty.gov>
**Subject:** Re: Seep in the South Basin

How much of the deep entered the stage 1 of the south basin?

Get Outlook for iOS

---

**From:** Sarah Phillips <Sarah.Phillips@WasteConnections.com>
**Sent:** Thursday, February 12, 2026 7:36:37 PM
**To:** Casas, Enrique@Waterboards <Enrique.Casas@waterboards.ca.gov>; Vitale, Pavlova@Waterboards <Pavlova.Vitale@waterboards.ca.gov>
**Cc:** Matt Breuer <Matthew.Breuer@WasteConnections.com>; 'emorofuji@ph.lacounty.gov' <emorofuji@ph.lacounty.gov>
**Subject:** Seep in the South Basin

**Caution:** External Email. Use caution when clicking links or opening attachments. When in doubt, contact DIT or use the Phish Alert Button.

Good evening,

On February 12, 2026, at approximately 8:00 a.m., Chiquita discovered that a seep coming from the west side of the landfill had reached the stormwater channel and entered Stage 1 of the South Sedimentation Basin. Stage 2 of the basin was slowly discharging when liquid from the seep entered Stage 1 of the basin, but there is no indication that the seep liquid—which was observed as a light trickle—traveled into Stage 2. Upon discovery, Chiquita placed a dam to prevent further seep liquid from entering the stormwater channel, thereby containing the seep at its source. Chiquita also placed a dam at the inlet where liquid was entering Stage 1 of the basin to prevent additional liquid from entering the basin. As part of the cleanup efforts, Chiquita dispatched a vacuum truck to the South Sedimentation Basin to remove all visible indications of the seep from the Stage 1 basin. Chiquita has also pressure-washed the stormwater channel while applying vacuum to ensure the proper collection of all wash water. This event and the cleanup are ongoing and additional details regarding the seep will be provided in the 7-day report.

**Sarah Phillips**

248.930.2779

Corporate Compliance Manager

## Waste Connections





# Enthalpy Analytical Report

**Lab #:** 553108 **Project#:** WC CHIQUITACANYON LF

**Client:** CTEH Chiquita Canyon Landfill - PROJ-037507 **Location:** Waste Connections Chiquita Canyon ...

**Field ID:** CACA260212Z-WESTERN-INLET **Batch#:** 395301 **Prep:** EPA 5030B

**Lab ID:** 553108-001 **Sampled:** 02/12/26 **Analysis:** EPA 8260B

**Matrix:** Water **Received:** 02/13/26 **Analyst:** LYZ

**DF:** 50.00 **Analyzed:** 02/13/26

| 553108-001 Analyte | Result | RL | MDL | Units |
|---|---|---|---|---|
| Vinyl Chloride | ND | 0.3 | 0.007 | mg/L |
| 1,1-Dichloroethene | ND | 0.3 | 0.006 | mg/L |
| **2-Butanone** | **0.3 J** | 5.0 | 0.05 | mg/L |
| Chloroform | ND | 0.3 | 0.003 | mg/L |
| Carbon Tetrachloride | ND | 0.3 | 0.003 | mg/L |
| 1,2-Dichloroethane | ND | 0.3 | 0.005 | mg/L |
| Benzene | ND | 0.3 | 0.004 | mg/L |
| Trichloroethene | ND | 0.3 | 0.002 | mg/L |
| Tetrachloroethene | ND | 0.3 | 0.004 | mg/L |
| Chlorobenzene | ND | 0.3 | 0.002 | mg/L |
| 1,4-Dichlorobenzene | ND | 0.3 | 0.004 | mg/L |

| 553108-001 Surrogate | %REC | Limits |
|---|---|---|
| Dibromofluoromethane | 101 | 70-130 |
| 1,2-Dichloroethane-d4 | 102 | 70-130 |
| Toluene-d8 | 93 | 70-130 |
| Bromofluorobenzene | 104 | 70-130 |

Legend

**J:** Estimated value

**MDL:** Method Detection Limit

**ND:** Not Detected at or above MDL

**RL:** Reporting Limit

DRAFT

# Enthalpy Analytical Report

**Lab #:** 553108 **Project#:** WC CHIQUITACANYON LF

**Client:** CTEH Chiquita Canyon Landfill - PROJ-037507 **Location:** Waste Connections Chiquita Canyon ...

**Field ID:** CACA260212Z-WESTERN-INLET **Batch#:** 395350 **Analyzed:** 02/14/26

**Lab ID:** 553108-001 **Sampled:** 02/12/26 **Prep:** EPA 3510C

**Matrix:** Water **Received:** 02/13/26 **Analysis:** EPA 8270E

**DF:** 1.923 **Prepared:** 02/13/26 **Analyst:** TJW

| 553108-001 Analyte | Result | RL | MDL | Units |
|---|---|---|---|---|
| **Pyridine** | **0.011 J** | 0.019 | 0.0054 | mg/L |
| **2-Methylphenol** | **0.017 J** | 0.019 | 0.0062 | mg/L |
| **3-,4-Methylphenol** | **1.2 E** | 0.019 | 0.0058 | mg/L |
| Hexachloroethane | ND | 0.019 | 0.0058 | mg/L |
| Nitrobenzene | ND | 0.048 | 0.016 | mg/L |
| Hexachlorobutadiene | ND | 0.019 | 0.0043 | mg/L |
| 2,4,6-Trichlorophenol | ND | 0.019 | 0.0078 | mg/L |
| 2,4,5-Trichlorophenol | ND | 0.019 | 0.0071 | mg/L |
| 2,4-Dinitrotoluene | ND | 0.019 | 0.0082 | mg/L |
| Hexachlorobenzene | ND | 0.019 | 0.0058 | mg/L |
| Pentachlorophenol | ND | 0.048 | 0.011 | mg/L |

| 553108-001 Surrogate | %REC | Limits |
|---|---|---|
| 2-Fluorophenol | 52 | 15-120 |
| Phenol-d6 | 93 | 15-120 |
| 2,4,6-Tribromophenol | 78 | 15-140 |
| Nitrobenzene-d5 | 125 * | 15-123 |
| 2-Fluorobiphenyl | 54 | 15-120 |
| Terphenyl-d14 | 77 | 15-120 |

Legend

***:** Value is outside QC limits

**E:** Response exceeds instrument's linear range

**J:** Estimated value

**MDL:** Method Detection Limit

**ND:** Not Detected at or above MDL

**RL:** Reporting Limit

DRAFT

ENTHALPY ANALYTICAL

# California Title 22 Metals

**Lab #:** 553108 **Project#:** WC CHIQUITACANYON LF

**Client:** CTEH Chiquita Canyon Landfill - PROJ-037507 **Location:** Waste Connections Chiquita Canyon ...

**Field ID:** CACA260212Z-WESTERN-INLET **Sampled:** 02/12/26 **Analyzed:** 02/13/26

**Lab ID:** 553108-001 **Received:** 02/13/26

**Matrix:** Water **Prepared:** 02/13/26

| 553108-001 Analyte | Result | RL | MDL | Units | DF | Batch# | Prep | Analysis | Analyst |
|---|---|---|---|---|---|---|---|---|---|
| Antimony | ND | 0.30 | 0.078 | mg/L | 10.00 | 395311 | EPA 3015A | EPA 6010B | SBW |
| **Arsenic** | **0.082 J** | 0.10 | 0.064 | mg/L | 10.00 | 395311 | EPA 3015A | EPA 6010B | SBW |
| **Barium** | **0.98** | 0.10 | 0.0044 | mg/L | 10.00 | 395311 | EPA 3015A | EPA 6010B | SBW |
| Beryllium | ND | 0.050 | 0.0034 | mg/L | 10.00 | 395311 | EPA 3015A | EPA 6010B | SBW |
| Cadmium | ND | 0.050 | 0.0021 | mg/L | 10.00 | 395311 | EPA 3015A | EPA 6010B | SBW |
| **Chromium** | **0.078 J** | 0.10 | 0.0085 | mg/L | 10.00 | 395311 | EPA 3015A | EPA 6010B | SBW |
| **Cobalt** | **0.014 J** | 0.050 | 0.0034 | mg/L | 10.00 | 395311 | EPA 3015A | EPA 6010B | SBW |
| Copper | ND | 0.10 | 0.021 | mg/L | 10.00 | 395311 | EPA 3015A | EPA 6010B | SBW |
| Lead | ND | 0.10 | 0.022 | mg/L | 10.00 | 395311 | EPA 3015A | EPA 6010B | SBW |
| Mercury | ND | 0.080 | 0.018 | mg/L | 200.0 | 395295 | EPA 7470A | EPA 7470A | MLL |
| Molybdenum | ND | 0.10 | 0.023 | mg/L | 10.00 | 395311 | EPA 3015A | EPA 6010B | SBW |
| **Nickel** | **0.016 J** | 0.10 | 0.012 | mg/L | 10.00 | 395311 | EPA 3015A | EPA 6010B | SBW |
| Selenium | ND | 0.30 | 0.051 | mg/L | 10.00 | 395311 | EPA 3015A | EPA 6010B | SBW |
| **Silver** | **0.013 J** | 0.050 | 0.0070 | mg/L | 10.00 | 395311 | EPA 3015A | EPA 6010B | SBW |
| Thallium | ND | 0.30 | 0.036 | mg/L | 10.00 | 395311 | EPA 3015A | EPA 6010B | SBW |
| **Vanadium** | **0.048 J** | 0.10 | 0.013 | mg/L | 10.00 | 395311 | EPA 3015A | EPA 6010B | SBW |
| **Zinc** | **0.13 J** | 0.50 | 0.021 | mg/L | 10.00 | 395311 | EPA 3015A | EPA 6010B | SBW |

Legend

**J:** Estimated value

**MDL:** Method Detection Limit

**ND:** Not Detected at or above MDL

**RL:** Reporting Limit

ENTHALPY ANALYTICAL

# Closed-Cup Ignitability (Flashpoint)

| | | | |
|---|---|---|---|
| **Lab #:** | 553108 | **Project#:** | WC CHIQUITACANYON LF |
| **Client:** | CTEH Chiquita Canyon Landfill - PROJ-037507 | **Location:** | Waste Connections Chiquita Canyon ... |

| | | | | | |
|---|---|---|---|---|---|
| **Field ID:** | CACA260212Z-WESTERN-INLET | **Batch#:** | 395374 | **Prep:** | |
| **Lab ID:** | 553108-001 | **Sampled:** | 02/12/26 | **Analysis:** | EPA 1010 |
| **Matrix:** | Water | **Received:** | 02/13/26 | **Analyst:** | ARM |
| **DF:** | 1.000 | **Analyzed:** | 02/14/26 | | |

| 553108-001 Analyte | Result | Units |
|---|---|---|
| **Flash Point** | **>203** | deg F |

ENTHALPY ANALYTICAL

# pH of Aqueous and non-Aqueous Samples

| | | | |
|---|---|---|---|
| **Lab #:** | 553108 | **Project#:** | WC CHIQUITACANYON LF |
| **Client:** | CTEH Chiquita Canyon Landfill - PROJ-037507 | **Location:** | Waste Connections Chiquita Canyon ... |

| | | | | | |
|---|---|---|---|---|---|
| **Field ID:** | CACA260212Z-WESTERN-INLET | **Batch#:** | 395378 | **Prep:** | |
| **Lab ID:** | 553108-001 | **Sampled:** | 02/12/26 | **Analysis:** | EPA 9040B |
| **Matrix:** | Water | **Received:** | 02/13/26 | **Analyst:** | ARM |
| **DF:** | 1.000 | **Analyzed:** | 02/14/26 | | |

| 553108-001 Analyte | Result | RL | Units | Qual |
|---|---|---|---|---|
| **pH** | **6.93** | | SU | H |
| **Temperature** | **20.40** | 1.00 | deg C | H |

Legend

**H:** Holding time was exceeded

**RL:** Reporting Limit

ENTHALPY ANALYTICAL

# Purgeable Organics by GC/MS

**Lab #:** 553152 **Project#:** CCLF STORMWATER
**Client:** Waste Connections **Location:** Stormwater Outlet

**Field ID:** SOUTH BASIN - NW CORNER **Batch#:** 395299 **Prep:** EPA 5030B
**Lab ID:** 553152-001 **Sampled:** 02/13/26 **Analysis:** EPA 8260B
**Matrix:** Water **Received:** 02/13/26 **Analyst:** LYZ
**DF:** 1.000 **Analyzed:** 02/13/26

| 553152-001 Analyte | Result | RL | MDL | Units |
|---|---|---|---|---|
| Carbon Disulfide | ND | 5.0 | 0.2 | ug/L |
| Chloroprene | ND | 200 | 0.4 | ug/L |
| 3-Chloropropene | ND | 5.0 | 0.3 | ug/L |
| Ethyl methacrylate | ND | 50 | 2.1 | ug/L |
| Ethanol | ND | 500 | 110 | ug/L |
| 2-Hexanone | ND | 5.0 | 1.1 | ug/L |
| Isopropanol (IPA) | ND | 200 | 52 | ug/L |
| Methyl acrylonitrile | ND | 35 | 3.7 | ug/L |
| Vinyl Acetate | ND | 50 | 15 | ug/L |
| Acrolein | ND | 200 | 2.7 | ug/L |
| Acrylonitrile | ND | 10 | 0.7 | ug/L |
| Freon 12 | ND | 5.0 | 0.1 | ug/L |
| Chloromethane | ND | 5.0 | 0.2 | ug/L |
| Vinyl Chloride | ND | 5.0 | 0.1 | ug/L |
| Bromomethane | ND | 5.0 | 0.2 | ug/L |
| Chloroethane | ND | 5.0 | 0.1 | ug/L |
| Trichlorofluoromethane | ND | 5.0 | 0.06 | ug/L |
| Iodomethane | ND | 5.0 | | ug/L |
| Acetone | ND | 100 | 5.0 | ug/L |
| Freon 113 | ND | 5.0 | 0.1 | ug/L |
| 1,1-Dichloroethene | ND | 5.0 | 0.08 | ug/L |
| Methylene Chloride | ND | 10 | 0.2 | ug/L |
| MTBE | ND | 5.0 | 0.09 | ug/L |
| trans-1,2-Dichloroethene | ND | 5.0 | 0.1 | ug/L |
| 1,1-Dichloroethane | ND | 5.0 | 0.1 | ug/L |
| **2-Butanone** | **2.0 J** | 10 | 1.5 | ug/L |
| cis-1,2-Dichloroethene | ND | 5.0 | 0.09 | ug/L |
| 2,2-Dichloropropane | ND | 5.0 | 0.1 | ug/L |
| Chloroform | ND | 5.0 | 0.08 | ug/L |
| Bromochloromethane | ND | 5.0 | 0.2 | ug/L |
| 1,1,1-Trichloroethane | ND | 5.0 | 0.09 | ug/L |
| 1,1-Dichloropropene | ND | 5.0 | 0.08 | ug/L |
| Carbon Tetrachloride | ND | 5.0 | 0.06 | ug/L |
| 1,2-Dichloroethane | ND | 5.0 | 0.1 | ug/L |
| **Benzene** | **0.1 J** | 1.0 | 0.1 | ug/L |
| Trichloroethene | ND | 5.0 | 0.1 | ug/L |
| 1,2-Dichloropropane | ND | 5.0 | 0.1 | ug/L |
| Bromodichloromethane | ND | 5.0 | 0.09 | ug/L |
| Dibromomethane | ND | 5.0 | 0.1 | ug/L |
| 4-Methyl-2-Pentanone | ND | 5.0 | 1.0 | ug/L |
| cis-1,3-Dichloropropene | ND | 5.0 | 0.3 | ug/L |
| Toluene | ND | 5.0 | 0.2 | ug/L |
| trans-1,3-Dichloropropene | ND | 5.0 | 0.3 | ug/L |
| 1,1,2-Trichloroethane | ND | 5.0 | 0.2 | ug/L |
| 1,3-Dichloropropane | ND | 5.0 | 0.1 | ug/L |
| Tetrachloroethene | ND | 5.0 | 0.1 | ug/L |

ENTHALPY ANALYTICAL

# Purgeable Organics by GC/MS

**Lab #:** 553152 **Project#:** CCLF STORMWATER

**Client:** Waste Connections **Location:** Stormwater Outlet

| 553152-001 Analyte | Result | RL | MDL | Units |
|---|---|---|---|---|
| Dibromochloromethane | ND | 5.0 | 0.08 | ug/L |
| 1,2-Dibromoethane | ND | 5.0 | 0.2 | ug/L |
| Chlorobenzene | ND | 5.0 | 0.1 | ug/L |
| 1,1,1,2-Tetrachloroethane | ND | 5.0 | 0.08 | ug/L |
| Ethylbenzene | ND | 5.0 | 0.09 | ug/L |
| m,p-Xylenes | ND | 5.0 | 0.2 | ug/L |
| o-Xylene | ND | 5.0 | 0.1 | ug/L |
| Styrene | ND | 5.0 | 0.08 | ug/L |
| Bromoform | ND | 5.0 | 0.08 | ug/L |
| Isopropylbenzene | ND | 5.0 | 0.1 | ug/L |
| 1,1,2,2-Tetrachloroethane | ND | 5.0 | 0.2 | ug/L |
| 1,2,3-Trichloropropane | ND | 5.0 | 0.2 | ug/L |
| Propylbenzene | ND | 5.0 | 0.1 | ug/L |
| Bromobenzene | ND | 5.0 | 0.09 | ug/L |
| 1,3,5-Trimethylbenzene | ND | 5.0 | 0.1 | ug/L |
| 2-Chlorotoluene | ND | 5.0 | 0.1 | ug/L |
| 4-Chlorotoluene | ND | 5.0 | 0.1 | ug/L |
| tert-Butylbenzene | ND | 5.0 | 0.1 | ug/L |
| 1,2,4-Trimethylbenzene | ND | 5.0 | 0.1 | ug/L |
| sec-Butylbenzene | ND | 5.0 | 0.1 | ug/L |
| para-Isopropyl Toluene | ND | 5.0 | 0.1 | ug/L |
| 1,3-Dichlorobenzene | ND | 5.0 | 0.1 | ug/L |
| 1,4-Dichlorobenzene | ND | 5.0 | 0.2 | ug/L |
| n-Butylbenzene | ND | 5.0 | 0.1 | ug/L |
| 1,2-Dichlorobenzene | ND | 5.0 | 0.09 | ug/L |
| 1,2-Dibromo-3-Chloropropane | ND | 5.0 | 0.5 | ug/L |
| 1,2,4-Trichlorobenzene | ND | 5.0 | 0.2 | ug/L |
| Hexachlorobutadiene | ND | 5.0 | 0.2 | ug/L |
| 1,2,3-Trichlorobenzene | ND | 5.0 | 0.1 | ug/L |
| cis-1,4-Dichloro-2-butene | ND | 5.0 | 0.4 | ug/L |
| trans-1,4-Dichloro-2-butene | ND | 5.0 | 0.4 | ug/L |
| Xylene (total) | ND | 5.0 | | ug/L |

| 553152-001 Surrogate | %REC | Limits |
|---|---|---|
| Dibromofluoromethane | 129 | 70-130 |
| 1,2-Dichloroethane-d4 | 110 | 70-130 |
| Toluene-d8 | 98 | 70-130 |
| Bromofluorobenzene | 95 | 70-130 |

Legend

**J:** Estimated value

**MDL:** Method Detection Limit

**ND:** Not Detected

**RL:** Reporting Limit

ENTHALPY ANALYTICAL

# Purgeable Organics by GC/MS

**Lab #:** 553152 **Project#:** CCLF STORMWATER

**Client:** Waste Connections **Location:** Stormwater Outlet

**Field ID:** SOUTH BASIN - S CENTRAL **Batch#:** 395299 **Prep:** EPA 5030B

**Lab ID:** 553152-002 **Sampled:** 02/13/26 **Analysis:** EPA 8260B

**Matrix:** Water **Received:** 02/13/26 **Analyst:** LYZ

**DF:** 1.000 **Analyzed:** 02/13/26

| 553152-002 Analyte | Result | RL | MDL | Units |
|---|---|---|---|---|
| Carbon Disulfide | ND | 5.0 | 0.2 | ug/L |
| Chloroprene | ND | 200 | 0.4 | ug/L |
| 3-Chloropropene | ND | 5.0 | 0.3 | ug/L |
| Ethyl methacrylate | ND | 50 | 2.1 | ug/L |
| Ethanol | ND | 500 | 110 | ug/L |
| 2-Hexanone | ND | 5.0 | 1.1 | ug/L |
| Isopropanol (IPA) | ND | 200 | 52 | ug/L |
| Methyl acrylonitrile | ND | 35 | 3.7 | ug/L |
| Vinyl Acetate | ND | 50 | 15 | ug/L |
| Acrolein | ND | 200 | 2.7 | ug/L |
| Acrylonitrile | ND | 10 | 0.7 | ug/L |
| Freon 12 | ND | 5.0 | 0.1 | ug/L |
| Chloromethane | ND | 5.0 | 0.2 | ug/L |
| Vinyl Chloride | ND | 5.0 | 0.1 | ug/L |
| Bromomethane | ND | 5.0 | 0.2 | ug/L |
| Chloroethane | ND | 5.0 | 0.1 | ug/L |
| Trichlorofluoromethane | ND | 5.0 | 0.06 | ug/L |
| Iodomethane | ND | 5.0 | | ug/L |
| Acetone | ND | 100 | 5.0 | ug/L |
| Freon 113 | ND | 5.0 | 0.1 | ug/L |
| 1,1-Dichloroethene | ND | 5.0 | 0.08 | ug/L |
| Methylene Chloride | ND | 10 | 0.2 | ug/L |
| MTBE | ND | 5.0 | 0.09 | ug/L |
| trans-1,2-Dichloroethene | ND | 5.0 | 0.1 | ug/L |
| 1,1-Dichloroethane | ND | 5.0 | 0.1 | ug/L |
| 2-Butanone | ND | 10 | 1.5 | ug/L |
| cis-1,2-Dichloroethene | ND | 5.0 | 0.09 | ug/L |
| 2,2-Dichloropropane | ND | 5.0 | 0.1 | ug/L |
| Chloroform | ND | 5.0 | 0.08 | ug/L |
| Bromochloromethane | ND | 5.0 | 0.2 | ug/L |
| 1,1,1-Trichloroethane | ND | 5.0 | 0.09 | ug/L |
| 1,1-Dichloropropene | ND | 5.0 | 0.08 | ug/L |
| Carbon Tetrachloride | ND | 5.0 | 0.06 | ug/L |
| 1,2-Dichloroethane | ND | 5.0 | 0.1 | ug/L |
| Benzene | ND | 1.0 | 0.1 | ug/L |
| Trichloroethene | ND | 5.0 | 0.1 | ug/L |
| 1,2-Dichloropropane | ND | 5.0 | 0.1 | ug/L |
| Bromodichloromethane | ND | 5.0 | 0.09 | ug/L |
| Dibromomethane | ND | 5.0 | 0.1 | ug/L |
| 4-Methyl-2-Pentanone | ND | 5.0 | 1.0 | ug/L |
| cis-1,3-Dichloropropene | ND | 5.0 | 0.3 | ug/L |
| Toluene | ND | 5.0 | 0.2 | ug/L |
| trans-1,3-Dichloropropene | ND | 5.0 | 0.3 | ug/L |
| 1,1,2-Trichloroethane | ND | 5.0 | 0.2 | ug/L |
| 1,3-Dichloropropane | ND | 5.0 | 0.1 | ug/L |
| Tetrachloroethene | ND | 5.0 | 0.1 | ug/L |

ENTHALPY ANALYTICAL

# Purgeable Organics by GC/MS

**Lab #:** 553152 **Project#:** CCLF STORMWATER

**Client:** Waste Connections **Location:** Stormwater Outlet

| 553152-002 Analyte | Result | RL | MDL | Units |
|---|---|---|---|---|
| Dibromochloromethane | ND | 5.0 | 0.08 | ug/L |
| 1,2-Dibromoethane | ND | 5.0 | 0.2 | ug/L |
| Chlorobenzene | ND | 5.0 | 0.1 | ug/L |
| 1,1,1,2-Tetrachloroethane | ND | 5.0 | 0.08 | ug/L |
| Ethylbenzene | ND | 5.0 | 0.09 | ug/L |
| m,p-Xylenes | ND | 5.0 | 0.2 | ug/L |
| o-Xylene | ND | 5.0 | 0.1 | ug/L |
| Styrene | ND | 5.0 | 0.08 | ug/L |
| Bromoform | ND | 5.0 | 0.08 | ug/L |
| Isopropylbenzene | ND | 5.0 | 0.1 | ug/L |
| 1,1,2,2-Tetrachloroethane | ND | 5.0 | 0.2 | ug/L |
| 1,2,3-Trichloropropane | ND | 5.0 | 0.2 | ug/L |
| Propylbenzene | ND | 5.0 | 0.1 | ug/L |
| Bromobenzene | ND | 5.0 | 0.09 | ug/L |
| 1,3,5-Trimethylbenzene | ND | 5.0 | 0.1 | ug/L |
| 2-Chlorotoluene | ND | 5.0 | 0.1 | ug/L |
| 4-Chlorotoluene | ND | 5.0 | 0.1 | ug/L |
| tert-Butylbenzene | ND | 5.0 | 0.1 | ug/L |
| 1,2,4-Trimethylbenzene | ND | 5.0 | 0.1 | ug/L |
| sec-Butylbenzene | ND | 5.0 | 0.1 | ug/L |
| para-Isopropyl Toluene | ND | 5.0 | 0.1 | ug/L |
| 1,3-Dichlorobenzene | ND | 5.0 | 0.1 | ug/L |
| 1,4-Dichlorobenzene | ND | 5.0 | 0.2 | ug/L |
| n-Butylbenzene | ND | 5.0 | 0.1 | ug/L |
| 1,2-Dichlorobenzene | ND | 5.0 | 0.09 | ug/L |
| 1,2-Dibromo-3-Chloropropane | ND | 5.0 | 0.5 | ug/L |
| 1,2,4-Trichlorobenzene | ND | 5.0 | 0.2 | ug/L |
| Hexachlorobutadiene | ND | 5.0 | 0.2 | ug/L |
| 1,2,3-Trichlorobenzene | ND | 5.0 | 0.1 | ug/L |
| cis-1,4-Dichloro-2-butene | ND | 5.0 | 0.4 | ug/L |
| trans-1,4-Dichloro-2-butene | ND | 5.0 | 0.4 | ug/L |
| Xylene (total) | ND | 5.0 | | ug/L |

| 553152-002 Surrogate | %REC | Limits |
|---|---|---|
| Dibromofluoromethane | 117 | 70-130 |
| 1,2-Dichloroethane-d4 | 113 | 70-130 |
| Toluene-d8 | 97 | 70-130 |
| Bromofluorobenzene | 95 | 70-130 |

Legend

**MDL:** Method Detection Limit

**ND:** Not Detected

**RL:** Reporting Limit

ENTHALPY ANALYTICAL

# Purgeable Organics by GC/MS

**Lab #:** 553152 **Project#:** CCLF STORMWATER

**Client:** Waste Connections **Location:** Stormwater Outlet

**Field ID:** SOUTH BASIN - W CENTRAL **Batch#:** 395299 **Prep:** EPA 5030B

**Lab ID:** 553152-003 **Sampled:** 02/13/26 **Analysis:** EPA 8260B

**Matrix:** Water **Received:** 02/13/26 **Analyst:** LYZ

**DF:** 1.000 **Analyzed:** 02/13/26

| 553152-003 Analyte | Result | RL | MDL | Units |
|---|---|---|---|---|
| Carbon Disulfide | ND | 5.0 | 0.2 | ug/L |
| Chloroprene | ND | 200 | 0.4 | ug/L |
| 3-Chloropropene | ND | 5.0 | 0.3 | ug/L |
| Ethyl methacrylate | ND | 50 | 2.1 | ug/L |
| Ethanol | ND | 500 | 110 | ug/L |
| 2-Hexanone | ND | 5.0 | 1.1 | ug/L |
| Isopropanol (IPA) | ND | 200 | 52 | ug/L |
| Methyl acrylonitrile | ND | 35 | 3.7 | ug/L |
| Vinyl Acetate | ND | 50 | 15 | ug/L |
| Acrolein | ND | 200 | 2.7 | ug/L |
| Acrylonitrile | ND | 10 | 0.7 | ug/L |
| Freon 12 | ND | 5.0 | 0.1 | ug/L |
| Chloromethane | ND | 5.0 | 0.2 | ug/L |
| Vinyl Chloride | ND | 5.0 | 0.1 | ug/L |
| Bromomethane | ND | 5.0 | 0.2 | ug/L |
| Chloroethane | ND | 5.0 | 0.1 | ug/L |
| Trichlorofluoromethane | ND | 5.0 | 0.06 | ug/L |
| Iodomethane | ND | 5.0 | | ug/L |
| Acetone | ND | 100 | 5.0 | ug/L |
| Freon 113 | ND | 5.0 | 0.1 | ug/L |
| 1,1-Dichloroethene | ND | 5.0 | 0.08 | ug/L |
| Methylene Chloride | ND | 10 | 0.2 | ug/L |
| MTBE | ND | 5.0 | 0.09 | ug/L |
| trans-1,2-Dichloroethene | ND | 5.0 | 0.1 | ug/L |
| 1,1-Dichloroethane | ND | 5.0 | 0.1 | ug/L |
| 2-Butanone | ND | 10 | 1.5 | ug/L |
| cis-1,2-Dichloroethene | ND | 5.0 | 0.09 | ug/L |
| 2,2-Dichloropropane | ND | 5.0 | 0.1 | ug/L |
| Chloroform | ND | 5.0 | 0.08 | ug/L |
| Bromochloromethane | ND | 5.0 | 0.2 | ug/L |
| 1,1,1-Trichloroethane | ND | 5.0 | 0.09 | ug/L |
| 1,1-Dichloropropene | ND | 5.0 | 0.08 | ug/L |
| Carbon Tetrachloride | ND | 5.0 | 0.06 | ug/L |
| 1,2-Dichloroethane | ND | 5.0 | 0.1 | ug/L |
| Benzene | ND | 1.0 | 0.1 | ug/L |
| Trichloroethene | ND | 5.0 | 0.1 | ug/L |
| 1,2-Dichloropropane | ND | 5.0 | 0.1 | ug/L |
| Bromodichloromethane | ND | 5.0 | 0.09 | ug/L |
| Dibromomethane | ND | 5.0 | 0.1 | ug/L |
| 4-Methyl-2-Pentanone | ND | 5.0 | 1.0 | ug/L |
| cis-1,3-Dichloropropene | ND | 5.0 | 0.3 | ug/L |
| Toluene | ND | 5.0 | 0.2 | ug/L |
| trans-1,3-Dichloropropene | ND | 5.0 | 0.3 | ug/L |
| 1,1,2-Trichloroethane | ND | 5.0 | 0.2 | ug/L |
| 1,3-Dichloropropane | ND | 5.0 | 0.1 | ug/L |
| Tetrachloroethene | ND | 5.0 | 0.1 | ug/L |

ENTHALPY ANALYTICAL

# Purgeable Organics by GC/MS

**Lab #:** 553152 **Project#:** CCLF STORMWATER

**Client:** Waste Connections **Location:** Stormwater Outlet

| 553152-003 Analyte | Result | RL | MDL | Units |
|---|---|---|---|---|
| Dibromochloromethane | ND | 5.0 | 0.08 | ug/L |
| 1,2-Dibromoethane | ND | 5.0 | 0.2 | ug/L |
| Chlorobenzene | ND | 5.0 | 0.1 | ug/L |
| 1,1,1,2-Tetrachloroethane | ND | 5.0 | 0.08 | ug/L |
| Ethylbenzene | ND | 5.0 | 0.09 | ug/L |
| m,p-Xylenes | ND | 5.0 | 0.2 | ug/L |
| o-Xylene | ND | 5.0 | 0.1 | ug/L |
| Styrene | ND | 5.0 | 0.08 | ug/L |
| Bromoform | ND | 5.0 | 0.08 | ug/L |
| Isopropylbenzene | ND | 5.0 | 0.1 | ug/L |
| 1,1,2,2-Tetrachloroethane | ND | 5.0 | 0.2 | ug/L |
| 1,2,3-Trichloropropane | ND | 5.0 | 0.2 | ug/L |
| Propylbenzene | ND | 5.0 | 0.1 | ug/L |
| Bromobenzene | ND | 5.0 | 0.09 | ug/L |
| 1,3,5-Trimethylbenzene | ND | 5.0 | 0.1 | ug/L |
| 2-Chlorotoluene | ND | 5.0 | 0.1 | ug/L |
| 4-Chlorotoluene | ND | 5.0 | 0.1 | ug/L |
| tert-Butylbenzene | ND | 5.0 | 0.1 | ug/L |
| 1,2,4-Trimethylbenzene | ND | 5.0 | 0.1 | ug/L |
| sec-Butylbenzene | ND | 5.0 | 0.1 | ug/L |
| para-Isopropyl Toluene | ND | 5.0 | 0.1 | ug/L |
| 1,3-Dichlorobenzene | ND | 5.0 | 0.1 | ug/L |
| 1,4-Dichlorobenzene | ND | 5.0 | 0.2 | ug/L |
| n-Butylbenzene | ND | 5.0 | 0.1 | ug/L |
| 1,2-Dichlorobenzene | ND | 5.0 | 0.09 | ug/L |
| 1,2-Dibromo-3-Chloropropane | ND | 5.0 | 0.5 | ug/L |
| 1,2,4-Trichlorobenzene | ND | 5.0 | 0.2 | ug/L |
| Hexachlorobutadiene | ND | 5.0 | 0.2 | ug/L |
| 1,2,3-Trichlorobenzene | ND | 5.0 | 0.1 | ug/L |
| cis-1,4-Dichloro-2-butene | ND | 5.0 | 0.4 | ug/L |
| trans-1,4-Dichloro-2-butene | ND | 5.0 | 0.4 | ug/L |
| Xylene (total) | ND | 5.0 | | ug/L |

| 553152-003 Surrogate | %REC | Limits |
|---|---|---|
| Dibromofluoromethane | 110 | 70-130 |
| 1,2-Dichloroethane-d4 | 110 | 70-130 |
| Toluene-d8 | 97 | 70-130 |
| Bromofluorobenzene | 97 | 70-130 |

Legend

**MDL:** Method Detection Limit

**ND:** Not Detected

**RL:** Reporting Limit

# Enthalpy Analytical Report

**Lab #:** 553152 **Project#:** CCLF STORMWATER
**Client:** Waste Connections **Location:** Stormwater Outlet

**Field ID:** SOUTH BASIN - NW CORNER **Batch#:** 395350 **Analyzed:** 02/15/26
**Lab ID:** 553152-001 **Sampled:** 02/13/26 **Prep:** EPA 3510C
**Matrix:** Water **Received:** 02/13/26 **Analysis:** EPA 8270E
**DF:** 0.9346 **Prepared:** 02/14/26 **Analyst:** ZFA

| 553152-001 Analyte | Result | RL | MDL | Units |
|---|---|---|---|---|
| Carbazole | ND | 9.3 | 2.6 | ug/L |
| N-Nitrosodimethylamine | ND | 9.3 | 2.7 | ug/L |
| Aniline | ND | 9.3 | 2.7 | ug/L |
| bis(2-Chloroethyl)ether | ND | 23 | 3.5 | ug/L |
| 2-Chlorophenol | ND | 9.3 | 3.4 | ug/L |
| 1,3-Dichlorobenzene | ND | 9.3 | 3.1 | ug/L |
| 1,4-Dichlorobenzene | ND | 9.3 | 3.2 | ug/L |
| Benzyl alcohol | ND | 23 | 5.4 | ug/L |
| 1,2-Dichlorobenzene | ND | 9.3 | 3.1 | ug/L |
| bis(2-Chloroisopropyl) ether | ND | 9.3 | 3.6 | ug/L |
| N-Nitroso-di-n-propylamine | ND | 9.3 | 3.6 | ug/L |
| Hexachloroethane | ND | 9.3 | 2.8 | ug/L |
| Nitrobenzene | ND | 23 | 7.9 | ug/L |
| Isophorone | ND | 9.3 | 3.4 | ug/L |
| 2-Nitrophenol | ND | 9.3 | 5.1 | ug/L |
| 2,4-Dimethylphenol | ND | 9.3 | 3.0 | ug/L |
| bis(2-Chloroethoxy)methane | ND | 9.3 | 3.4 | ug/L |
| 2,4-Dichlorophenol | ND | 9.3 | 3.5 | ug/L |
| 1,2,4-Trichlorobenzene | ND | 9.3 | 3.2 | ug/L |
| 4-Chloroaniline | ND | 9.3 | 2.9 | ug/L |
| Hexachlorobutadiene | ND | 9.3 | 2.1 | ug/L |
| 4-Chloro-3-methylphenol | ND | 9.3 | 3.4 | ug/L |
| 2-Methylnaphthalene | ND | 9.3 | 3.1 | ug/L |
| Hexachlorocyclopentadiene | ND | 23 | 7.3 | ug/L |
| 2,4,6-Trichlorophenol | ND | 9.3 | 3.8 | ug/L |
| 2,4,5-Trichlorophenol | ND | 9.3 | 3.5 | ug/L |
| 2-Chloronaphthalene | ND | 9.3 | 3.2 | ug/L |
| 2-Nitroaniline | ND | 47 | 4.1 | ug/L |
| Dimethylphthalate | ND | 9.3 | 3.2 | ug/L |
| Acenaphthylene | ND | 9.3 | 3.6 | ug/L |
| 2,6-Dinitrotoluene | ND | 9.3 | 4.1 | ug/L |
| 3-Nitroaniline | ND | 9.3 | 3.7 | ug/L |
| Acenaphthene | ND | 9.3 | 3.0 | ug/L |
| 2,4-Dinitrophenol | ND | 47 | 14 | ug/L |
| 4-Nitrophenol | ND | 47 | 7.9 | ug/L |
| Dibenzofuran | ND | 9.3 | 3.0 | ug/L |
| 2,4-Dinitrotoluene | ND | 9.3 | 4.0 | ug/L |
| Diethylphthalate | ND | 9.3 | 2.7 | ug/L |
| Fluorene | ND | 9.3 | 2.9 | ug/L |
| 4-Chlorophenyl-phenylether | ND | 9.3 | 2.9 | ug/L |
| 4-Nitroaniline | ND | 9.3 | 3.1 | ug/L |
| 4,6-Dinitro-2-methylphenol | ND | 47 | 16 | ug/L |
| N-Nitrosodiphenylamine | ND | 9.3 | 3.7 | ug/L |
| 1,2-diphenylhydrazine (as azobenzene) | ND | 9.3 | 2.7 | ug/L |
| 4-Bromophenyl-phenylether | ND | 9.3 | 3.1 | ug/L |
| Hexachlorobenzene | ND | 9.3 | 2.8 | ug/L |

ENTHALPY ANALYTICAL

# Enthalpy Analytical Report

**Lab #:** 553152 **Project#:** CCLF STORMWATER

**Client:** Waste Connections **Location:** Stormwater Outlet

| 553152-001 Analyte | Result | RL | MDL | Units |
|---|---|---|---|---|
| Pentachlorophenol | ND | 23 | 5.3 | ug/L |
| Phenanthrene | ND | 9.3 | 2.7 | ug/L |
| Anthracene | ND | 9.3 | 2.6 | ug/L |
| Di-n-butylphthalate | ND | 9.3 | 2.8 | ug/L |
| Fluoranthene | ND | 9.3 | 2.6 | ug/L |
| Benzidine | ND | 47 | 17 | ug/L |
| Pyrene | ND | 9.3 | 2.5 | ug/L |
| Butylbenzylphthalate | ND | 9.3 | 3.4 | ug/L |
| 3,3'-Dichlorobenzidine | ND | 23 | 4.9 | ug/L |
| Benzo(a)anthracene | ND | 9.3 | 2.2 | ug/L |
| Chrysene | ND | 9.3 | 2.3 | ug/L |
| bis(2-Ethylhexyl)phthalate | ND | 9.3 | 3.1 | ug/L |
| Di-n-octylphthalate | ND | 9.3 | 4.4 | ug/L |
| Benzo(b)fluoranthene | ND | 9.3 | 2.8 | ug/L |
| Benzo(k)fluoranthene | ND | 9.3 | 2.9 | ug/L |
| Benzo(a)pyrene | ND | 9.3 | 2.9 | ug/L |
| Indeno(1,2,3-cd)pyrene | ND | 9.3 | 4.0 | ug/L |
| Dibenz(a,h)anthracene | ND | 9.3 | 3.9 | ug/L |
| Benzo(g,h,i)perylene | ND | 9.3 | 3.9 | ug/L |

| 553152-001 Surrogate | %REC | Limits |
|---|---|---|
| 2-Fluorophenol | 29 | 15-120 |
| Phenol-d6 | 23 | 15-120 |
| 2,4,6-Tribromophenol | 64 | 15-140 |
| Nitrobenzene-d5 | 57 | 15-123 |
| 2-Fluorobiphenyl | 49 | 15-120 |
| Terphenyl-d14 | 69 | 15-120 |

Legend

**MDL:** Method Detection Limit

**ND:** Not Detected at or above MDL

**RL:** Reporting Limit

ENTHALPY ANALYTICAL

# Enthalpy Analytical Report

**Lab #:** 553152 **Project#:** CCLF STORMWATER

**Client:** Waste Connections **Location:** Stormwater Outlet

**Field ID:** SOUTH BASIN - S CENTRAL **Batch#:** 395350 **Analyzed:** 02/15/26

**Lab ID:** 553152-002 **Sampled:** 02/13/26 **Prep:** EPA 3510C

**Matrix:** Water **Received:** 02/13/26 **Analysis:** EPA 8270E

**DF:** 0.9434 **Prepared:** 02/14/26 **Analyst:** ZFA

| 553152-002 Analyte | Result | RL | MDL | Units |
|---|---|---|---|---|
| Carbazole | ND | 9.4 | 2.6 | ug/L |
| N-Nitrosodimethylamine | ND | 9.4 | 2.7 | ug/L |
| Aniline | ND | 9.4 | 2.7 | ug/L |
| bis(2-Chloroethyl)ether | ND | 24 | 3.5 | ug/L |
| 2-Chlorophenol | ND | 9.4 | 3.4 | ug/L |
| 1,3-Dichlorobenzene | ND | 9.4 | 3.1 | ug/L |
| 1,4-Dichlorobenzene | ND | 9.4 | 3.2 | ug/L |
| Benzyl alcohol | ND | 24 | 5.4 | ug/L |
| 1,2-Dichlorobenzene | ND | 9.4 | 3.1 | ug/L |
| bis(2-Chloroisopropyl) ether | ND | 9.4 | 3.6 | ug/L |
| N-Nitroso-di-n-propylamine | ND | 9.4 | 3.6 | ug/L |
| Hexachloroethane | ND | 9.4 | 2.8 | ug/L |
| Nitrobenzene | ND | 24 | 7.9 | ug/L |
| Isophorone | ND | 9.4 | 3.5 | ug/L |
| 2-Nitrophenol | ND | 9.4 | 5.1 | ug/L |
| 2,4-Dimethylphenol | ND | 9.4 | 3.1 | ug/L |
| bis(2-Chloroethoxy)methane | ND | 9.4 | 3.5 | ug/L |
| 2,4-Dichlorophenol | ND | 9.4 | 3.5 | ug/L |
| 1,2,4-Trichlorobenzene | ND | 9.4 | 3.2 | ug/L |
| 4-Chloroaniline | ND | 9.4 | 2.9 | ug/L |
| Hexachlorobutadiene | ND | 9.4 | 2.1 | ug/L |
| 4-Chloro-3-methylphenol | ND | 9.4 | 3.4 | ug/L |
| 2-Methylnaphthalene | ND | 9.4 | 3.2 | ug/L |
| Hexachlorocyclopentadiene | ND | 24 | 7.4 | ug/L |
| 2,4,6-Trichlorophenol | ND | 9.4 | 3.8 | ug/L |
| 2,4,5-Trichlorophenol | ND | 9.4 | 3.5 | ug/L |
| 2-Chloronaphthalene | ND | 9.4 | 3.2 | ug/L |
| 2-Nitroaniline | ND | 47 | 4.1 | ug/L |
| Dimethylphthalate | ND | 9.4 | 3.2 | ug/L |
| Acenaphthylene | ND | 9.4 | 3.6 | ug/L |
| 2,6-Dinitrotoluene | ND | 9.4 | 4.2 | ug/L |
| 3-Nitroaniline | ND | 9.4 | 3.8 | ug/L |
| Acenaphthene | ND | 9.4 | 3.1 | ug/L |
| 2,4-Dinitrophenol | ND | 47 | 14 | ug/L |
| 4-Nitrophenol | ND | 47 | 8.0 | ug/L |
| Dibenzofuran | ND | 9.4 | 3.0 | ug/L |
| 2,4-Dinitrotoluene | ND | 9.4 | 4.0 | ug/L |
| Diethylphthalate | ND | 9.4 | 2.8 | ug/L |
| Fluorene | ND | 9.4 | 2.9 | ug/L |
| 4-Chlorophenyl-phenylether | ND | 9.4 | 2.9 | ug/L |
| 4-Nitroaniline | ND | 9.4 | 3.2 | ug/L |
| 4,6-Dinitro-2-methylphenol | ND | 47 | 16 | ug/L |
| N-Nitrosodiphenylamine | ND | 9.4 | 3.7 | ug/L |
| 1,2-diphenylhydrazine (as azobenzene) | ND | 9.4 | 2.8 | ug/L |
| 4-Bromophenyl-phenylether | ND | 9.4 | 3.1 | ug/L |
| Hexachlorobenzene | ND | 9.4 | 2.9 | ug/L |

ENTHALPY ANALYTICAL

# Enthalpy Analytical Report

**Lab #:** 553152 **Project#:** CCLF STORMWATER

**Client:** Waste Connections **Location:** Stormwater Outlet

| 553152-002 Analyte | Result | RL | MDL | Units |
|---|---|---|---|---|
| Pentachlorophenol | ND | 24 | 5.4 | ug/L |
| Phenanthrene | ND | 9.4 | 2.8 | ug/L |
| Anthracene | ND | 9.4 | 2.6 | ug/L |
| Di-n-butylphthalate | ND | 9.4 | 2.8 | ug/L |
| Fluoranthene | ND | 9.4 | 2.7 | ug/L |
| Benzidine | ND | 47 | 18 | ug/L |
| Pyrene | ND | 9.4 | 2.5 | ug/L |
| Butylbenzylphthalate | ND | 9.4 | 3.4 | ug/L |
| 3,3'-Dichlorobenzidine | ND | 24 | 4.9 | ug/L |
| Benzo(a)anthracene | ND | 9.4 | 2.3 | ug/L |
| Chrysene | ND | 9.4 | 2.3 | ug/L |
| bis(2-Ethylhexyl)phthalate | ND | 9.4 | 3.1 | ug/L |
| Di-n-octylphthalate | ND | 9.4 | 4.4 | ug/L |
| Benzo(b)fluoranthene | ND | 9.4 | 2.9 | ug/L |
| Benzo(k)fluoranthene | ND | 9.4 | 2.9 | ug/L |
| Benzo(a)pyrene | ND | 9.4 | 3.0 | ug/L |
| Indeno(1,2,3-cd)pyrene | ND | 9.4 | 4.0 | ug/L |
| Dibenz(a,h)anthracene | ND | 9.4 | 3.9 | ug/L |
| Benzo(g,h,i)perylene | ND | 9.4 | 3.9 | ug/L |

| 553152-002 Surrogate | %REC | Limits |
|---|---|---|
| 2-Fluorophenol | 28 | 15-120 |
| Phenol-d6 | 23 | 15-120 |
| 2,4,6-Tribromophenol | 62 | 15-140 |
| Nitrobenzene-d5 | 54 | 15-123 |
| 2-Fluorobiphenyl | 48 | 15-120 |
| Terphenyl-d14 | 68 | 15-120 |

Legend

**MDL:** Method Detection Limit

**ND:** Not Detected at or above MDL

**RL:** Reporting Limit

# Enthalpy Analytical Report

**Lab #:** 553152 **Project#:** CCLF STORMWATER
**Client:** Waste Connections **Location:** Stormwater Outlet

**Field ID:** SOUTH BASIN - W CENTRAL **Batch#:** 395350 **Analyzed:** 02/15/26
**Lab ID:** 553152-003 **Sampled:** 02/13/26 **Prep:** EPA 3510C
**Matrix:** Water **Received:** 02/13/26 **Analysis:** EPA 8270E
**DF:** 0.9390 **Prepared:** 02/14/26 **Analyst:** ZFA

| 553152-003 Analyte | Result | RL | MDL | Units |
|---|---|---|---|---|
| Carbazole | ND | 9.4 | 2.6 | ug/L |
| N-Nitrosodimethylamine | ND | 9.4 | 2.7 | ug/L |
| Aniline | ND | 9.4 | 2.7 | ug/L |
| bis(2-Chloroethyl)ether | ND | 23 | 3.5 | ug/L |
| 2-Chlorophenol | ND | 9.4 | 3.4 | ug/L |
| 1,3-Dichlorobenzene | ND | 9.4 | 3.1 | ug/L |
| 1,4-Dichlorobenzene | ND | 9.4 | 3.2 | ug/L |
| Benzyl alcohol | ND | 23 | 5.4 | ug/L |
| 1,2-Dichlorobenzene | ND | 9.4 | 3.1 | ug/L |
| bis(2-Chloroisopropyl) ether | ND | 9.4 | 3.6 | ug/L |
| N-Nitroso-di-n-propylamine | ND | 9.4 | 3.6 | ug/L |
| Hexachloroethane | ND | 9.4 | 2.8 | ug/L |
| Nitrobenzene | ND | 23 | 7.9 | ug/L |
| Isophorone | ND | 9.4 | 3.5 | ug/L |
| 2-Nitrophenol | ND | 9.4 | 5.1 | ug/L |
| 2,4-Dimethylphenol | ND | 9.4 | 3.0 | ug/L |
| bis(2-Chloroethoxy)methane | ND | 9.4 | 3.4 | ug/L |
| 2,4-Dichlorophenol | ND | 9.4 | 3.5 | ug/L |
| 1,2,4-Trichlorobenzene | ND | 9.4 | 3.2 | ug/L |
| 4-Chloroaniline | ND | 9.4 | 2.9 | ug/L |
| Hexachlorobutadiene | ND | 9.4 | 2.1 | ug/L |
| 4-Chloro-3-methylphenol | ND | 9.4 | 3.4 | ug/L |
| 2-Methylnaphthalene | ND | 9.4 | 3.2 | ug/L |
| Hexachlorocyclopentadiene | ND | 23 | 7.3 | ug/L |
| 2,4,6-Trichlorophenol | ND | 9.4 | 3.8 | ug/L |
| 2,4,5-Trichlorophenol | ND | 9.4 | 3.5 | ug/L |
| 2-Chloronaphthalene | ND | 9.4 | 3.2 | ug/L |
| 2-Nitroaniline | ND | 47 | 4.1 | ug/L |
| Dimethylphthalate | ND | 9.4 | 3.2 | ug/L |
| Acenaphthylene | ND | 9.4 | 3.6 | ug/L |
| 2,6-Dinitrotoluene | ND | 9.4 | 4.2 | ug/L |
| 3-Nitroaniline | ND | 9.4 | 3.7 | ug/L |
| Acenaphthene | ND | 9.4 | 3.0 | ug/L |
| 2,4-Dinitrophenol | ND | 47 | 14 | ug/L |
| 4-Nitrophenol | ND | 47 | 8.0 | ug/L |
| Dibenzofuran | ND | 9.4 | 3.0 | ug/L |
| 2,4-Dinitrotoluene | ND | 9.4 | 4.0 | ug/L |
| Diethylphthalate | ND | 9.4 | 2.7 | ug/L |
| Fluorene | ND | 9.4 | 2.9 | ug/L |
| 4-Chlorophenyl-phenylether | ND | 9.4 | 2.9 | ug/L |
| 4-Nitroaniline | ND | 9.4 | 3.1 | ug/L |
| 4,6-Dinitro-2-methylphenol | ND | 47 | 16 | ug/L |
| N-Nitrosodiphenylamine | ND | 9.4 | 3.7 | ug/L |
| 1,2-diphenylhydrazine (as azobenzene) | ND | 9.4 | 2.7 | ug/L |
| 4-Bromophenyl-phenylether | ND | 9.4 | 3.1 | ug/L |
| Hexachlorobenzene | ND | 9.4 | 2.8 | ug/L |

ENTHALPY ANALYTICAL

# Enthalpy Analytical Report

**Lab #:** 553152 **Project#:** CCLF STORMWATER

**Client:** Waste Connections **Location:** Stormwater Outlet

| 553152-003 Analyte | Result | RL | MDL | Units |
|---|---|---|---|---|
| Pentachlorophenol | ND | 23 | 5.3 | ug/L |
| Phenanthrene | ND | 9.4 | 2.7 | ug/L |
| Anthracene | ND | 9.4 | 2.6 | ug/L |
| Di-n-butylphthalate | ND | 9.4 | 2.8 | ug/L |
| Fluoranthene | ND | 9.4 | 2.6 | ug/L |
| Benzidine | ND | 47 | 17 | ug/L |
| Pyrene | ND | 9.4 | 2.5 | ug/L |
| Butylbenzylphthalate | ND | 9.4 | 3.4 | ug/L |
| 3,3'-Dichlorobenzidine | ND | 23 | 4.9 | ug/L |
| Benzo(a)anthracene | ND | 9.4 | 2.3 | ug/L |
| Chrysene | ND | 9.4 | 2.3 | ug/L |
| bis(2-Ethylhexyl)phthalate | ND | 9.4 | 3.1 | ug/L |
| Di-n-octylphthalate | ND | 9.4 | 4.4 | ug/L |
| Benzo(b)fluoranthene | ND | 9.4 | 2.8 | ug/L |
| Benzo(k)fluoranthene | ND | 9.4 | 2.9 | ug/L |
| Benzo(a)pyrene | ND | 9.4 | 3.0 | ug/L |
| Indeno(1,2,3-cd)pyrene | ND | 9.4 | 4.0 | ug/L |
| Dibenz(a,h)anthracene | ND | 9.4 | 3.9 | ug/L |
| Benzo(g,h,i)perylene | ND | 9.4 | 3.9 | ug/L |

| 553152-003 Surrogate | %REC | Limits |
|---|---|---|
| 2-Fluorophenol | 34 | 15-120 |
| Phenol-d6 | 26 | 15-120 |
| 2,4,6-Tribromophenol | 68 | 15-140 |
| Nitrobenzene-d5 | 68 | 15-123 |
| 2-Fluorobiphenyl | 55 | 15-120 |
| Terphenyl-d14 | 73 | 15-120 |

Legend

**MDL:** Method Detection Limit

**ND:** Not Detected at or above MDL

**RL:** Reporting Limit

# Enthalpy Analytical Report

**Lab #:** 553152 **Project#:** CCLF STORMWATER

**Client:** Waste Connections **Location:** Stormwater Outlet

| | | | | | |
|---|---|---|---|---|---|
| **Field ID:** | SOUTH BASIN - NW CORNER | **Batch#:** | 395350 | **Analyzed:** | 02/15/26 |
| **Lab ID:** | 553152-001 | **Sampled:** | 02/13/26 | **Prep:** | EPA 3510C |
| **Matrix:** | Water | **Received:** | 02/13/26 | **Analysis:** | EPA 625.1 |
| **DF:** | 0.9346 | **Prepared:** | 02/14/26 | **Analyst:** | ZFA |

| 553152-001 Analyte | Result | RL | MDL | Units |
|---|---|---|---|---|
| Pyridine | ND | 9.3 | 2.6 | ug/L |
| Phenol | ND | 9.3 | 2.0 | ug/L |
| 2-Methylphenol | ND | 9.3 | 3.0 | ug/L |
| 3-,4-Methylphenol | ND | 9.3 | 2.8 | ug/L |
| Benzoic acid | ND | 47 | 10 | ug/L |
| Naphthalene | ND | 9.3 | 3.4 | ug/L |
| Cresol | ND | 9.3 | | ug/L |

| 553152-001 Surrogate | %REC | Limits |
|---|---|---|
| 2-Fluorophenol | 29 | 15-120 |
| Phenol-d6 | 23 | 15-120 |
| 2,4,6-Tribromophenol | 64 | 15-140 |
| Nitrobenzene-d5 | 57 | 15-123 |
| 2-Fluorobiphenyl | 49 | 15-120 |
| Terphenyl-d14 | 69 | 15-120 |

Legend

**MDL:** Method Detection Limit

**ND:** Not Detected at or above MDL

**RL:** Reporting Limit

# Enthalpy Analytical Report

**Lab #:** 553152 **Project#:** CCLF STORMWATER
**Client:** Waste Connections **Location:** Stormwater Outlet

**Field ID:** SOUTH BASIN - NW CORNER **DF:** 0.9346 **Prepared:** 02/14/26
**Type:** SAMPLE **Batch#:** 395350 **Prep:** EPA 3510C
**Lab ID:** 553152-001 **Sampled:** 02/13/26 **Analysis:** EPA 625.1
**Matrix:** Water **Received:** 02/13/26 **Analyst:** ZFA

| 553152-001 Analyte | Result | RL | MDL | Units | Analyzed |
|---|---|---|---|---|---|
| a-Terpineol | ND | 9.3 | 1.9 | ug/L | 02/14/26 |

| 553152-001 Surrogate | %REC | Limits | Analyzed |
|---|---|---|---|
| 2-Fluorophenol | 29 * | 36-95 | 02/15/26 |
| Phenol-d6 | 23 * | 28-82 | 02/15/26 |
| 2,4,6-Tribromophenol | 64 | 61-140 | 02/15/26 |
| Nitrobenzene-d5 | 57 | 48-123 | 02/15/26 |
| 2-Fluorobiphenyl | 49 * | 51-105 | 02/15/26 |
| Terphenyl-d14 | 69 | 65-117 | 02/15/26 |

**Field ID:** SOUTH BASIN - S CENTRAL **DF:** 0.9434 **Prepared:** 02/14/26
**Type:** SAMPLE **Batch#:** 395350 **Prep:** EPA 3510C
**Lab ID:** 553152-002 **Sampled:** 02/13/26 **Analysis:** EPA 625.1
**Matrix:** Water **Received:** 02/13/26 **Analyst:** ZFA

| 553152-002 Analyte | Result | RL | MDL | Units | Analyzed |
|---|---|---|---|---|---|
| a-Terpineol | ND | 9.4 | 1.9 | ug/L | 02/14/26 |

| 553152-002 Surrogate | %REC | Limits | Analyzed |
|---|---|---|---|
| 2-Fluorophenol | 28 * | 36-95 | 02/15/26 |
| Phenol-d6 | 23 * | 28-82 | 02/15/26 |
| 2,4,6-Tribromophenol | 62 | 61-140 | 02/15/26 |
| Nitrobenzene-d5 | 54 | 48-123 | 02/15/26 |
| 2-Fluorobiphenyl | 48 * | 51-105 | 02/15/26 |
| Terphenyl-d14 | 68 | 65-117 | 02/15/26 |

**Field ID:** SOUTH BASIN - W CENTRAL **DF:** 0.9390 **Prepared:** 02/14/26
**Type:** SAMPLE **Batch#:** 395350 **Prep:** EPA 3510C
**Lab ID:** 553152-003 **Sampled:** 02/13/26 **Analysis:** EPA 625.1
**Matrix:** Water **Received:** 02/13/26 **Analyst:** ZFA

| 553152-003 Analyte | Result | RL | MDL | Units | Analyzed |
|---|---|---|---|---|---|
| a-Terpineol | ND | 9.4 | 1.9 | ug/L | 02/14/26 |

| 553152-003 Surrogate | %REC | Limits | Analyzed |
|---|---|---|---|
| 2-Fluorophenol | 34 * | 36-95 | 02/15/26 |
| Phenol-d6 | 26 * | 28-82 | 02/15/26 |
| 2,4,6-Tribromophenol | 68 | 61-140 | 02/15/26 |
| Nitrobenzene-d5 | 68 | 48-123 | 02/15/26 |
| 2-Fluorobiphenyl | 55 | 51-105 | 02/15/26 |
| Terphenyl-d14 | 73 | 65-117 | 02/15/26 |

# Enthalpy Analytical Report

**Lab #:** 553152 **Project#:** CCLF STORMWATER

**Client:** Waste Connections **Location:** Stormwater Outlet

**Type:** BLANK **DF:** 1.000 **Prep:** EPA 3510C

**Lab ID:** QC1340542 **Batch#:** 395350 **Analysis:** EPA 625.1

**Matrix:** Water **Prepared:** 02/13/26 **Analyst:** TJW

| QC1340542 Analyte | Result | RL | MDL | Units | Analyzed | Qual |
|---|---|---|---|---|---|---|
| a-Terpineol | ND | 10 | 2.1 | ug/L | 02/14/26 | b |

| QC1340542 Surrogate | %REC | Limits | Analyzed |
|---|---|---|---|
| 2-Fluorophenol | 42 | 36-95 | 02/13/26 |
| Phenol-d6 | 26 * | 28-82 | 02/13/26 |
| 2,4,6-Tribromophenol | 54 * | 61-140 | 02/13/26 |
| Nitrobenzene-d5 | 57 | 48-123 | 02/13/26 |
| 2-Fluorobiphenyl | 55 | 51-105 | 02/13/26 |
| Terphenyl-d14 | 68 | 65-117 | 02/13/26 |

Legend

***:** Value is outside QC limits

**MDL:** Method Detection Limit

**ND:** Not Detected at or above MDL

**RL:** Reporting Limit

**b:** See narrative

# Enthalpy Analytical Report

**Lab #:** 553152 **Project#:** CCLF STORMWATER
**Client:** Waste Connections **Location:** Stormwater Outlet

**Field ID:** SOUTH BASIN - S CENTRAL **Batch#:** 395350 **Analyzed:** 02/15/26
**Lab ID:** 553152-002 **Sampled:** 02/13/26 **Prep:** EPA 3510C
**Matrix:** Water **Received:** 02/13/26 **Analysis:** EPA 625.1
**DF:** 0.9434 **Prepared:** 02/14/26 **Analyst:** ZFA

| 553152-002 Analyte | Result | RL | MDL | Units |
|---|---|---|---|---|
| Pyridine | ND | 9.4 | 2.7 | ug/L |
| Phenol | ND | 9.4 | 2.0 | ug/L |
| 2-Methylphenol | ND | 9.4 | 3.1 | ug/L |
| 3-,4-Methylphenol | ND | 9.4 | 2.8 | ug/L |
| Benzoic acid | ND | 47 | 10 | ug/L |
| Naphthalene | ND | 9.4 | 3.4 | ug/L |
| Cresol | ND | 9.4 | | ug/L |

| 553152-002 Surrogate | %REC | Limits |
|---|---|---|
| 2-Fluorophenol | 28 | 15-120 |
| Phenol-d6 | 23 | 15-120 |
| 2,4,6-Tribromophenol | 62 | 15-140 |
| Nitrobenzene-d5 | 54 | 15-123 |
| 2-Fluorobiphenyl | 48 | 15-120 |
| Terphenyl-d14 | 68 | 15-120 |

Legend

**MDL:** Method Detection Limit
**ND:** Not Detected at or above MDL
**RL:** Reporting Limit

# Enthalpy Analytical Report

**Lab #:** 553152 **Project#:** CCLF STORMWATER

**Client:** Waste Connections **Location:** Stormwater Outlet

| | | | | | |
|---|---|---|---|---|---|
| **Field ID:** | SOUTH BASIN - W CENTRAL | **Batch#:** | 395350 | **Analyzed:** | 02/15/26 |
| **Lab ID:** | 553152-003 | **Sampled:** | 02/13/26 | **Prep:** | EPA 3510C |
| **Matrix:** | Water | **Received:** | 02/13/26 | **Analysis:** | EPA 625.1 |
| **DF:** | 0.9390 | **Prepared:** | 02/14/26 | **Analyst:** | ZFA |

| 553152-003 Analyte | Result | RL | MDL | Units |
|---|---|---|---|---|
| Pyridine | ND | 9.4 | 2.6 | ug/L |
| Phenol | ND | 9.4 | 2.0 | ug/L |
| 2-Methylphenol | ND | 9.4 | 3.0 | ug/L |
| 3-,4-Methylphenol | ND | 9.4 | 2.8 | ug/L |
| Benzoic acid | ND | 47 | 10 | ug/L |
| Naphthalene | ND | 9.4 | 3.4 | ug/L |
| Cresol | ND | 9.4 | | ug/L |

| 553152-003 Surrogate | %REC | Limits |
|---|---|---|
| 2-Fluorophenol | 34 | 15-120 |
| Phenol-d6 | 26 | 15-120 |
| 2,4,6-Tribromophenol | 68 | 15-140 |
| Nitrobenzene-d5 | 68 | 15-123 |
| 2-Fluorobiphenyl | 55 | 15-120 |
| Terphenyl-d14 | 73 | 15-120 |

Legend

**MDL:** Method Detection Limit

**ND:** Not Detected at or above MDL

**RL:** Reporting Limit

# Enthalpy Analytical Report

**Lab #:** 553152 **Project#:** CCLF STORMWATER
**Client:** Waste Connections **Location:** Stormwater Outlet

**Field ID:** SOUTH BASIN - NW CORNER **Batch#:** 395408 **Prep:** EPA 3535
**Type:** SAMPLE **Sampled:** 02/13/26 **Analysis:** EPA 8270C-SIM
**Lab ID:** 553152-001 **Received:** 02/13/26 **Analyst:** ZFA
**Matrix:** Water **Prepared:** 02/14/26
**DF:** 1.000 **Analyzed:** 02/15/26

| 553152-001 Analyte | Result | RL | MDL | Units |
|---|---|---|---|---|
| **1,4-Dioxane** | **2.2** | 1.0 | 0.84 | ug/L |

| 553152-001 Surrogate | %REC | Limits |
|---|---|---|
| 1,4-Dioxane-d8 (SUR) | 98 | 80-120 |

**Field ID:** SOUTH BASIN - S CENTRAL **Batch#:** 395408 **Prep:** EPA 3535
**Type:** SAMPLE **Sampled:** 02/13/26 **Analysis:** EPA 8270C-SIM
**Lab ID:** 553152-002 **Received:** 02/13/26 **Analyst:** ZFA
**Matrix:** Water **Prepared:** 02/14/26
**DF:** 1.000 **Analyzed:** 02/15/26

| 553152-002 Analyte | Result | RL | MDL | Units |
|---|---|---|---|---|
| **1,4-Dioxane** | **2.0** | 1.0 | 0.84 | ug/L |

| 553152-002 Surrogate | %REC | Limits |
|---|---|---|
| 1,4-Dioxane-d8 (SUR) | 97 | 80-120 |

**Field ID:** SOUTH BASIN - W CENTRAL **Batch#:** 395408 **Prep:** EPA 3535
**Type:** SAMPLE **Sampled:** 02/13/26 **Analysis:** EPA 8270C-SIM
**Lab ID:** 553152-003 **Received:** 02/13/26 **Analyst:** ZFA
**Matrix:** Water **Prepared:** 02/14/26
**DF:** 1.000 **Analyzed:** 02/15/26

| 553152-003 Analyte | Result | RL | MDL | Units |
|---|---|---|---|---|
| **1,4-Dioxane** | **1.9** | 1.0 | 0.84 | ug/L |

| 553152-003 Surrogate | %REC | Limits |
|---|---|---|
| 1,4-Dioxane-d8 (SUR) | 99 | 80-120 |

**Type:** BLANK **Batch#:** 395408 **Analysis:** EPA 8270C-SIM
**Lab ID:** QC1340760 **Prepared:** 02/14/26 **Analyst:** ZFA
**Matrix:** Water **Analyzed:** 02/14/26
**DF:** 1.000 **Prep:** EPA 3535

| QC1340760 Analyte | Result | RL | MDL | Units |
|---|---|---|---|---|
| 1,4-Dioxane | ND | 1.0 | 0.84 | ug/L |

| QC1340760 Surrogate | %REC | Limits |
|---|---|---|
| 1,4-Dioxane-d8 (SUR) | 102 | 80-120 |

Legend

**MDL:** Method Detection Limit
**ND:** Not Detected at or above MDL
**RL:** Reporting Limit

ENTHALPY ANALYTICAL

# Organochlorine Pesticides

**Lab #:** 553152 **Project#:** CCLF STORMWATER

**Client:** Waste Connections **Location:** Stormwater Outlet

**Field ID:** SOUTH BASIN - NW CORNER **Batch#:** 395405 **Analyzed:** 02/14/26

**Lab ID:** 553152-001 **Sampled:** 02/13/26 **Prep:** EPA 3510C

**Matrix:** Water **Received:** 02/13/26 **Analysis:** EPA 8081A

**DF:** 0.9479 **Prepared:** 02/14/26 **Analyst:** HQN

| 553152-001 Analyte | Result | RL | MDL | Units |
|---|---|---|---|---|
| alpha-BHC | ND | 0.05 | 0.009 | ug/L |
| beta-BHC | ND | 0.05 | 0.01 | ug/L |
| gamma-BHC | ND | 0.05 | 0.008 | ug/L |
| delta-BHC | ND | 0.05 | 0.01 | ug/L |
| Heptachlor | ND | 0.05 | 0.01 | ug/L |
| Aldrin | ND | 0.05 | 0.01 | ug/L |
| Heptachlor epoxide | ND | 0.05 | 0.009 | ug/L |
| Endosulfan I | ND | 0.05 | 0.01 | ug/L |
| Dieldrin | ND | 0.09 | 0.01 | ug/L |
| 4,4'-DDE | ND | 0.09 | 0.01 | ug/L |
| Endrin | ND | 0.09 | 0.01 | ug/L |
| Endosulfan II | ND | 0.09 | 0.02 | ug/L |
| Endosulfan sulfate | ND | 0.09 | 0.01 | ug/L |
| 4,4'-DDD | ND | 0.09 | 0.01 | ug/L |
| Endrin aldehyde | ND | 0.09 | 0.02 | ug/L |
| Endrin ketone | ND | 0.09 | 0.02 | ug/L |
| 4,4'-DDT | ND | 0.09 | 0.03 | ug/L |
| Methoxychlor | ND | 0.09 | 0.03 | ug/L |
| Toxaphene | ND | 1.9 | 0.4 | ug/L |
| Chlordane (Technical) | ND | 0.9 | 0.2 | ug/L |

| 553152-001 Surrogate | %REC | Limits |
|---|---|---|
| TCMX | 72 | 29-120 |
| Decachlorobiphenyl | 74 | 33-132 |

Legend

**MDL:** Method Detection Limit

**ND:** Not Detected at or above MDL

**RL:** Reporting Limit

ENTHALPY ANALYTICAL

# Organochlorine Pesticides

**Lab #:** 553152 **Project#:** CCLF STORMWATER

**Client:** Waste Connections **Location:** Stormwater Outlet

| | | | | | |
|---|---|---|---|---|---|
| **Field ID:** | SOUTH BASIN - S CENTRAL | **Batch#:** | 395405 | **Analyzed:** | 02/14/26 |
| **Lab ID:** | 553152-002 | **Sampled:** | 02/13/26 | **Prep:** | EPA 3510C |
| **Matrix:** | Water | **Received:** | 02/13/26 | **Analysis:** | EPA 8081A |
| **DF:** | 0.9434 | **Prepared:** | 02/14/26 | **Analyst:** | HQN |

| 553152-002 Analyte | Result | RL | MDL | Units |
|---|---|---|---|---|
| alpha-BHC | ND | 0.05 | 0.009 | ug/L |
| beta-BHC | ND | 0.05 | 0.01 | ug/L |
| gamma-BHC | ND | 0.05 | 0.008 | ug/L |
| delta-BHC | ND | 0.05 | 0.01 | ug/L |
| Heptachlor | ND | 0.05 | 0.01 | ug/L |
| Aldrin | ND | 0.05 | 0.01 | ug/L |
| Heptachlor epoxide | ND | 0.05 | 0.009 | ug/L |
| Endosulfan I | ND | 0.05 | 0.01 | ug/L |
| Dieldrin | ND | 0.09 | 0.01 | ug/L |
| 4,4'-DDE | ND | 0.09 | 0.01 | ug/L |
| Endrin | ND | 0.09 | 0.01 | ug/L |
| Endosulfan II | ND | 0.09 | 0.02 | ug/L |
| Endosulfan sulfate | ND | 0.09 | 0.01 | ug/L |
| 4,4'-DDD | ND | 0.09 | 0.01 | ug/L |
| Endrin aldehyde | ND | 0.09 | 0.02 | ug/L |
| Endrin ketone | ND | 0.09 | 0.02 | ug/L |
| 4,4'-DDT | ND | 0.09 | 0.03 | ug/L |
| Methoxychlor | ND | 0.09 | 0.03 | ug/L |
| Toxaphene | ND | 1.9 | 0.4 | ug/L |
| Chlordane (Technical) | ND | 0.9 | 0.2 | ug/L |

| 553152-002 Surrogate | %REC | Limits |
|---|---|---|
| TCMX | 74 | 29-120 |
| Decachlorobiphenyl | 76 | 33-132 |

Legend

**MDL:** Method Detection Limit

**ND:** Not Detected at or above MDL

**RL:** Reporting Limit

ENTHALPY ANALYTICAL

# Organochlorine Pesticides

**Lab #:** 553152 **Project#:** CCLF STORMWATER

**Client:** Waste Connections **Location:** Stormwater Outlet

**Field ID:** SOUTH BASIN - W CENTRAL **Batch#:** 395405 **Analyzed:** 02/14/26

**Lab ID:** 553152-003 **Sampled:** 02/13/26 **Prep:** EPA 3510C

**Matrix:** Water **Received:** 02/13/26 **Analysis:** EPA 8081A

**DF:** 0.9390 **Prepared:** 02/14/26 **Analyst:** HQN

| 553152-003 Analyte | Result | RL | MDL | Units |
|---|---|---|---|---|
| alpha-BHC | ND | 0.05 | 0.009 | ug/L |
| beta-BHC | ND | 0.05 | 0.01 | ug/L |
| gamma-BHC | ND | 0.05 | 0.008 | ug/L |
| delta-BHC | ND | 0.05 | 0.01 | ug/L |
| Heptachlor | ND | 0.05 | 0.01 | ug/L |
| Aldrin | ND | 0.05 | 0.01 | ug/L |
| Heptachlor epoxide | ND | 0.05 | 0.009 | ug/L |
| Endosulfan I | ND | 0.05 | 0.01 | ug/L |
| Dieldrin | ND | 0.09 | 0.01 | ug/L |
| 4,4'-DDE | ND | 0.09 | 0.01 | ug/L |
| Endrin | ND | 0.09 | 0.01 | ug/L |
| Endosulfan II | ND | 0.09 | 0.02 | ug/L |
| Endosulfan sulfate | ND | 0.09 | 0.01 | ug/L |
| 4,4'-DDD | ND | 0.09 | 0.01 | ug/L |
| Endrin aldehyde | ND | 0.09 | 0.02 | ug/L |
| Endrin ketone | ND | 0.09 | 0.02 | ug/L |
| 4,4'-DDT | ND | 0.09 | 0.03 | ug/L |
| Methoxychlor | ND | 0.09 | 0.03 | ug/L |
| Toxaphene | ND | 1.9 | 0.4 | ug/L |
| Chlordane (Technical) | ND | 0.9 | 0.2 | ug/L |

| 553152-003 Surrogate | %REC | Limits |
|---|---|---|
| TCMX | 76 | 29-120 |
| Decachlorobiphenyl | 82 | 33-132 |

Legend

**MDL:** Method Detection Limit

**ND:** Not Detected at or above MDL

**RL:** Reporting Limit

ENTHALPY ANALYTICAL

# Total Organic Carbon by High-Temperature

**Lab #:** 553152 **Project#:** CCLF STORMWATER
**Client:** Waste Connections **Location:** Stormwater Outlet

**Field ID:** SOUTH BASIN - NW CORNER **Batch#:** 395353 **Prep:** SM 5310B
**Type:** SAMPLE **Sampled:** 02/13/26 **Analysis:** SM 5310B
**Lab ID:** 553152-001 **Received:** 02/13/26 **Analyst:** ARM
**Matrix:** Water **Prepared:** 02/13/26
**DF:** 1.000 **Analyzed:** 02/13/26

| 553152-001 Analyte | Result | RL | MDL | Units |
|---|---|---|---|---|
| **Total Organic Carbon** | **30** | 1.0 | 0.49 | mg/L |

**Field ID:** SOUTH BASIN - S CENTRAL **Batch#:** 395353 **Prep:** SM 5310B
**Type:** SAMPLE **Sampled:** 02/13/26 **Analysis:** SM 5310B
**Lab ID:** 553152-002 **Received:** 02/13/26 **Analyst:** ARM
**Matrix:** Water **Prepared:** 02/13/26
**DF:** 1.000 **Analyzed:** 02/13/26

| 553152-002 Analyte | Result | RL | MDL | Units |
|---|---|---|---|---|
| **Total Organic Carbon** | **36** | 1.0 | 0.49 | mg/L |

**Field ID:** SOUTH BASIN - W CENTRAL **Batch#:** 395353 **Prep:** SM 5310B
**Type:** SAMPLE **Sampled:** 02/13/26 **Analysis:** SM 5310B
**Lab ID:** 553152-003 **Received:** 02/13/26 **Analyst:** ARM
**Matrix:** Water **Prepared:** 02/13/26
**DF:** 1.000 **Analyzed:** 02/13/26

| 553152-003 Analyte | Result | RL | MDL | Units |
|---|---|---|---|---|
| **Total Organic Carbon** | **30** | 1.0 | 0.49 | mg/L |

**Type:** BLANK **Batch#:** 395353 **Analysis:** SM 5310B
**Lab ID:** QC1340552 **Prepared:** 02/13/26 **Analyst:** ARM
**Matrix:** Water **Analyzed:** 02/13/26
**DF:** 1.000 **Prep:** SM 5310B

| QC1340552 Analyte | Result | RL | MDL | Units |
|---|---|---|---|---|
| Total Organic Carbon | ND | 1.0 | 0.49 | mg/L |

Legend
**MDL:** Method Detection Limit
**ND:** Not Detected at or above MDL
**RL:** Reporting Limit

ENTHALPY ANALYTICAL

# Polychlorinated Biphenyls (PCBs)

**Lab #:** 553152 **Project#:** CCLF STORMWATER

**Client:** Waste Connections **Location:** Stormwater Outlet

**Field ID:** SOUTH BASIN - NW CORNER **Batch#:** 395405 **Analyzed:** 02/14/26

**Lab ID:** 553152-001 **Sampled:** 02/13/26 **Prep:** EPA 3510C

**Matrix:** Water **Received:** 02/13/26 **Analysis:** EPA 8082

**DF:** 0.9479 **Prepared:** 02/14/26 **Analyst:** HQN

| 553152-001 Analyte | Result | RL | MDL | Units |
|---|---|---|---|---|
| Aroclor-1016 | ND | 0.47 | 0.29 | ug/L |
| Aroclor-1221 | ND | 0.47 | 0.44 | ug/L |
| Aroclor-1232 | ND | 0.47 | 0.26 | ug/L |
| Aroclor-1242 | ND | 0.47 | 0.27 | ug/L |
| Aroclor-1248 | ND | 0.47 | 0.22 | ug/L |
| Aroclor-1254 | ND | 0.47 | 0.25 | ug/L |
| Aroclor-1260 | ND | 0.47 | 0.31 | ug/L |
| Aroclor-1262 | ND | 0.47 | 0.28 | ug/L |
| Aroclor-1268 | ND | 0.47 | 0.25 | ug/L |

| 553152-001 Surrogate | %REC | Limits |
|---|---|---|
| Decachlorobiphenyl (PCB) | 62 | 28-138 |

Legend

**MDL:** Method Detection Limit

**ND:** Not Detected at or above MDL

**RL:** Reporting Limit

ENTHALPY ANALYTICAL

# Polychlorinated Biphenyls (PCBs)

**Lab #:** 553152 **Project#:** CCLF STORMWATER

**Client:** Waste Connections **Location:** Stormwater Outlet

| | | | | | |
|---|---|---|---|---|---|
| **Field ID:** | SOUTH BASIN - S CENTRAL | **Batch#:** | 395405 | **Analyzed:** | 02/14/26 |
| **Lab ID:** | 553152-002 | **Sampled:** | 02/13/26 | **Prep:** | EPA 3510C |
| **Matrix:** | Water | **Received:** | 02/13/26 | **Analysis:** | EPA 8082 |
| **DF:** | 0.9434 | **Prepared:** | 02/14/26 | **Analyst:** | HQN |

| 553152-002 Analyte | Result | RL | MDL | Units |
|---|---|---|---|---|
| Aroclor-1016 | ND | 0.47 | 0.29 | ug/L |
| Aroclor-1221 | ND | 0.47 | 0.44 | ug/L |
| Aroclor-1232 | ND | 0.47 | 0.26 | ug/L |
| Aroclor-1242 | ND | 0.47 | 0.27 | ug/L |
| Aroclor-1248 | ND | 0.47 | 0.22 | ug/L |
| Aroclor-1254 | ND | 0.47 | 0.25 | ug/L |
| Aroclor-1260 | ND | 0.47 | 0.31 | ug/L |
| Aroclor-1262 | ND | 0.47 | 0.28 | ug/L |
| Aroclor-1268 | ND | 0.47 | 0.24 | ug/L |

| 553152-002 Surrogate | %REC | Limits |
|---|---|---|
| Decachlorobiphenyl (PCB) | 63 | 28-138 |

Legend

**MDL:** Method Detection Limit

**ND:** Not Detected at or above MDL

**RL:** Reporting Limit

ENTHALPY ANALYTICAL

# Polychlorinated Biphenyls (PCBs)

**Lab #:** 553152 **Project#:** CCLF STORMWATER

**Client:** Waste Connections **Location:** Stormwater Outlet

| | | | | | |
|---|---|---|---|---|---|
| **Field ID:** | SOUTH BASIN - W CENTRAL | **Batch#:** | 395405 | **Analyzed:** | 02/14/26 |
| **Lab ID:** | 553152-003 | **Sampled:** | 02/13/26 | **Prep:** | EPA 3510C |
| **Matrix:** | Water | **Received:** | 02/13/26 | **Analysis:** | EPA 8082 |
| **DF:** | 0.9390 | **Prepared:** | 02/14/26 | **Analyst:** | HQN |

| 553152-003 Analyte | Result | RL | MDL | Units |
|---|---|---|---|---|
| Aroclor-1016 | ND | 0.47 | 0.28 | ug/L |
| Aroclor-1221 | ND | 0.47 | 0.44 | ug/L |
| Aroclor-1232 | ND | 0.47 | 0.25 | ug/L |
| Aroclor-1242 | ND | 0.47 | 0.27 | ug/L |
| Aroclor-1248 | ND | 0.47 | 0.22 | ug/L |
| Aroclor-1254 | ND | 0.47 | 0.25 | ug/L |
| Aroclor-1260 | ND | 0.47 | 0.31 | ug/L |
| Aroclor-1262 | ND | 0.47 | 0.27 | ug/L |
| Aroclor-1268 | ND | 0.47 | 0.24 | ug/L |

| 553152-003 Surrogate | %REC | Limits |
|---|---|---|
| Decachlorobiphenyl (PCB) | 67 | 28-138 |

Legend

**MDL:** Method Detection Limit

**ND:** Not Detected at or above MDL

**RL:** Reporting Limit

ENTHALPY ANALYTICAL

# Metals Analytical Report

**Lab #:** 553152 **Project#:** CCLF STORMWATER
**Client:** Waste Connections **Location:** Stormwater Outlet

**Field ID:** SOUTH BASIN - NW CORNER **DF:** 1.000 **Prepared:** 02/13/26
**Type:** SAMPLE **Batch#:** 395362 **Prep:** EPA 3015A
**Lab ID:** 553152-001 **Sampled:** 02/13/26 **Analysis:** EPA 200.7
**Matrix:** Water **Received:** 02/13/26 **Analyst:** TWJ

| 553152-001 Analyte | Result | RL | MDL | Units | Analyzed |
|---|---|---|---|---|---|
| **Calcium** | **66** | 0.10 | 0.022 | mg/L | 02/14/26 |
| **Iron** | **4.8** | 0.050 | 0.017 | mg/L | 02/15/26 |
| **Magnesium** | **10** | 0.10 | 0.010 | mg/L | 02/14/26 |
| **Potassium** | **12** | 0.50 | 0.15 | mg/L | 02/14/26 |
| **Sodium** | **76** | 0.50 | 0.017 | mg/L | 02/14/26 |

**Field ID:** SOUTH BASIN - S CENTRAL **DF:** 1.000 **Prepared:** 02/13/26
**Type:** SAMPLE **Batch#:** 395362 **Prep:** EPA 3015A
**Lab ID:** 553152-002 **Sampled:** 02/13/26 **Analysis:** EPA 200.7
**Matrix:** Water **Received:** 02/13/26 **Analyst:** TWJ

| 553152-002 Analyte | Result | RL | MDL | Units | Analyzed |
|---|---|---|---|---|---|
| **Calcium** | **100** | 0.10 | 0.022 | mg/L | 02/14/26 |
| **Iron** | **23** | 0.050 | 0.017 | mg/L | 02/15/26 |
| **Magnesium** | **19** | 0.10 | 0.010 | mg/L | 02/14/26 |
| **Potassium** | **22** | 0.50 | 0.15 | mg/L | 02/14/26 |
| **Sodium** | **83** | 0.50 | 0.017 | mg/L | 02/14/26 |

**Field ID:** SOUTH BASIN - W CENTRAL **DF:** 1.000 **Prepared:** 02/13/26
**Type:** SAMPLE **Batch#:** 395362 **Prep:** EPA 3015A
**Lab ID:** 553152-003 **Sampled:** 02/13/26 **Analysis:** EPA 200.7
**Matrix:** Water **Received:** 02/13/26 **Analyst:** TWJ

| 553152-003 Analyte | Result | RL | MDL | Units | Analyzed |
|---|---|---|---|---|---|
| **Calcium** | **65** | 0.10 | 0.022 | mg/L | 02/14/26 |
| **Iron** | **2.0** | 0.050 | 0.017 | mg/L | 02/15/26 |
| **Magnesium** | **10** | 0.10 | 0.010 | mg/L | 02/14/26 |
| **Potassium** | **14** | 0.50 | 0.15 | mg/L | 02/14/26 |
| **Sodium** | **78** | 0.50 | 0.017 | mg/L | 02/14/26 |

**Type:** BLANK **DF:** 1.000 **Prep:** EPA 3015A
**Lab ID:** QC1340600 **Batch#:** 395362 **Analysis:** EPA 200.7
**Matrix:** Water **Prepared:** 02/13/26 **Analyst:** TWJ

| QC1340600 Analyte | Result | RL | MDL | Units | Analyzed |
|---|---|---|---|---|---|
| Calcium | ND | 0.10 | 0.022 | mg/L | 02/14/26 |
| Iron | ND | 0.050 | 0.017 | mg/L | 02/15/26 |
| Magnesium | ND | 0.10 | 0.010 | mg/L | 02/14/26 |
| Potassium | ND | 0.50 | 0.15 | mg/L | 02/14/26 |
| Sodium | ND | 0.50 | 0.017 | mg/L | 02/14/26 |

Legend

**MDL:** Method Detection Limit
**ND:** Not Detected at or above MDL
**RL:** Reporting Limit

ENTHALPY ANALYTICAL

# Metals Analytical Report

**Lab #:** 553152 **Project#:** CCLF STORMWATER

**Client:** Waste Connections **Location:** Stormwater Outlet

| | | | | | |
|---|---|---|---|---|---|
| **Field ID:** | SOUTH BASIN - NW CORNER | **Batch#:** | 395413 | **Analyzed:** | 02/15/26 |
| **Lab ID:** | 553152-001 | **Sampled:** | 02/13/26 | **Prep:** | EPA 3015A |
| **Matrix:** | Water | **Received:** | 02/13/26 | **Analysis:** | EPA 200.8 |
| **DF:** | 1.000 | **Prepared:** | 02/14/26 | **Analyst:** | KCD |

| 553152-001 Analyte | Result | RL | MDL | Units | Qual |
|---|---|---|---|---|---|
| **Antimony** | **2.1** | 2.0 | 1.0 | ug/L | |
| **Arsenic** | **6.8** | 2.0 | 0.27 | ug/L | |
| **Barium** | **57** | 5.0 | 0.44 | ug/L | |
| **Beryllium** | **0.32 J** | 1.0 | 0.060 | ug/L | B |
| Boron | NA | | | | |
| Cadmium | ND | 1.0 | 0.072 | ug/L | |
| **Chromium** | **6.4** | 5.0 | 0.43 | ug/L | |
| **Cobalt** | **2.5** | 1.0 | 0.090 | ug/L | |
| **Copper** | **12** | 3.0 | 0.96 | ug/L | |
| **Lead** | **2.3 J** | 5.0 | 0.23 | ug/L | |
| **Manganese** | **87** | 10 | 3.8 | ug/L | |
| **Nickel** | **6.4** | 5.0 | 1.3 | ug/L | |
| **Selenium** | **4.2** | 4.0 | 1.9 | ug/L | |
| Silver | ND | 5.0 | 0.37 | ug/L | |
| Thallium | ND | 1.0 | 0.25 | ug/L | |
| Tin | ND | 5.0 | 1.5 | ug/L | |
| **Vanadium** | **14** | 5.0 | 0.36 | ug/L | |
| **Zinc** | **15** | 10 | 7.6 | ug/L | |

Legend

**NA:** Not Analyzed
**B:** Contamination found in associated Method Blank
**J:** Estimated value
**MDL:** Method Detection Limit
**ND:** Not Detected at or above MDL
**RL:** Reporting Limit

ENTHALPY ANALYTICAL

# Metals Analytical Report

**Lab #:** 553152 **Project#:** CCLF STORMWATER
**Client:** Waste Connections **Location:** Stormwater Outlet

**Field ID:** SOUTH BASIN - NW CORNER **Batch#:** 395394 **Prep:** EPA 245.1
**Type:** SAMPLE **Sampled:** 02/13/26 **Analysis:** EPA 245.1
**Lab ID:** 553152-001 **Received:** 02/13/26 **Analyst:** KCD
**Matrix:** Water **Prepared:** 02/14/26
**DF:** 1.000 **Analyzed:** 02/14/26

| 553152-001 Analyte | Result | RL | MDL | Units |
|---|---|---|---|---|
| Mercury | ND | 0.40 | 0.091 | ug/L |

**Field ID:** SOUTH BASIN - S CENTRAL **Batch#:** 395394 **Prep:** EPA 245.1
**Type:** SAMPLE **Sampled:** 02/13/26 **Analysis:** EPA 245.1
**Lab ID:** 553152-002 **Received:** 02/13/26 **Analyst:** KCD
**Matrix:** Water **Prepared:** 02/14/26
**DF:** 1.000 **Analyzed:** 02/14/26

| 553152-002 Analyte | Result | RL | MDL | Units |
|---|---|---|---|---|
| **Mercury** | **0.12 J** | 0.40 | 0.091 | ug/L |

**Field ID:** SOUTH BASIN - W CENTRAL **Batch#:** 395394 **Prep:** EPA 245.1
**Type:** SAMPLE **Sampled:** 02/13/26 **Analysis:** EPA 245.1
**Lab ID:** 553152-003 **Received:** 02/13/26 **Analyst:** KCD
**Matrix:** Water **Prepared:** 02/14/26
**DF:** 1.000 **Analyzed:** 02/14/26

| 553152-003 Analyte | Result | RL | MDL | Units |
|---|---|---|---|---|
| Mercury | ND | 0.40 | 0.091 | ug/L |

**Type:** BLANK **Batch#:** 395394 **Analysis:** EPA 245.1
**Lab ID:** QC1340688 **Prepared:** 02/14/26 **Analyst:** KCD
**Matrix:** Water **Analyzed:** 02/14/26
**DF:** 1.000 **Prep:** EPA 245.1

| QC1340688 Analyte | Result | RL | MDL | Units |
|---|---|---|---|---|
| Mercury | ND | 0.40 | 0.091 | ug/L |

Legend

**J:** Estimated value
**MDL:** Method Detection Limit
**ND:** Not Detected at or above MDL
**RL:** Reporting Limit

ENTHALPY ANALYTICAL

# Metals Analytical Report

**Lab #:** 553152 **Project#:** CCLF STORMWATER

**Client:** Waste Connections **Location:** Stormwater Outlet

| | | | | | |
|---|---|---|---|---|---|
| **Field ID:** | SOUTH BASIN - S CENTRAL | **Batch#:** | 395413 | **Analyzed:** | 02/15/26 |
| **Lab ID:** | 553152-002 | **Sampled:** | 02/13/26 | **Prep:** | EPA 3015A |
| **Matrix:** | Water | **Received:** | 02/13/26 | **Analysis:** | EPA 200.8 |
| **DF:** | 1.000 | **Prepared:** | 02/14/26 | **Analyst:** | KCD |

| 553152-002 Analyte | Result | RL | MDL | Units | Qual |
|---|---|---|---|---|---|
| **Antimony** | **1.7 J** | 2.0 | 1.0 | ug/L | |
| **Arsenic** | **12** | 2.0 | 0.27 | ug/L | |
| **Barium** | **230** | 5.0 | 0.44 | ug/L | |
| **Beryllium** | **1.1** | 1.0 | 0.060 | ug/L | B |
| Boron | NA | | | | |
| **Cadmium** | **0.40 J** | 1.0 | 0.072 | ug/L | |
| **Chromium** | **23** | 5.0 | 0.43 | ug/L | |
| **Cobalt** | **12** | 1.0 | 0.090 | ug/L | |
| **Copper** | **35** | 3.0 | 0.96 | ug/L | |
| **Lead** | **20** | 5.0 | 0.23 | ug/L | |
| **Manganese** | **410** | 10 | 3.8 | ug/L | |
| **Nickel** | **23** | 5.0 | 1.3 | ug/L | |
| **Selenium** | **5.3** | 4.0 | 1.9 | ug/L | |
| Silver | ND | 5.0 | 0.37 | ug/L | |
| Thallium | ND | 1.0 | 0.25 | ug/L | |
| Tin | ND | 5.0 | 1.5 | ug/L | |
| **Vanadium** | **47** | 5.0 | 0.36 | ug/L | |
| **Zinc** | **110** | 10 | 7.6 | ug/L | |

Legend

**NA:** Not Analyzed
**B:** Contamination found in associated Method Blank
**J:** Estimated value
**MDL:** Method Detection Limit
**ND:** Not Detected at or above MDL
**RL:** Reporting Limit

ENTHALPY ANALYTICAL

# Metals Analytical Report

**Lab #:** 553152 **Project#:** CCLF STORMWATER

**Client:** Waste Connections **Location:** Stormwater Outlet

| | | | | | |
|---|---|---|---|---|---|
| **Field ID:** | SOUTH BASIN - W CENTRAL | **Batch#:** | 395413 | **Analyzed:** | 02/15/26 |
| **Lab ID:** | 553152-003 | **Sampled:** | 02/13/26 | **Prep:** | EPA 3015A |
| **Matrix:** | Water | **Received:** | 02/13/26 | **Analysis:** | EPA 200.8 |
| **DF:** | 1.000 | **Prepared:** | 02/14/26 | **Analyst:** | KCD |

| 553152-003 Analyte | Result | RL | MDL | Units | Qual |
|---|---|---|---|---|---|
| **Antimony** | **1.7 J** | 2.0 | 1.0 | ug/L | |
| **Arsenic** | **6.9** | 2.0 | 0.27 | ug/L | |
| **Barium** | **43** | 5.0 | 0.44 | ug/L | |
| **Beryllium** | **0.19 J** | 1.0 | 0.060 | ug/L | B |
| Boron | NA | | | | |
| Cadmium | ND | 1.0 | 0.072 | ug/L | |
| **Chromium** | **4.0 J** | 5.0 | 0.43 | ug/L | |
| **Cobalt** | **1.7** | 1.0 | 0.090 | ug/L | |
| **Copper** | **10** | 3.0 | 0.96 | ug/L | |
| **Lead** | **1.7 J** | 5.0 | 0.23 | ug/L | |
| **Manganese** | **53** | 10 | 3.8 | ug/L | |
| **Nickel** | **4.9 J** | 5.0 | 1.3 | ug/L | |
| **Selenium** | **4.1** | 4.0 | 1.9 | ug/L | |
| Silver | ND | 5.0 | 0.37 | ug/L | |
| Thallium | ND | 1.0 | 0.25 | ug/L | |
| Tin | ND | 5.0 | 1.5 | ug/L | |
| **Vanadium** | **10** | 5.0 | 0.36 | ug/L | |
| **Zinc** | **12** | 10 | 7.6 | ug/L | |

Legend

**NA:** Not Analyzed
**B:** Contamination found in associated Method Blank
**J:** Estimated value
**MDL:** Method Detection Limit
**ND:** Not Detected at or above MDL
**RL:** Reporting Limit

ENTHALPY ANALYTICAL

# Total Oil & Grease (HEM)

**Lab #:** 553152 **Project#:** CCLF STORMWATER
**Client:** Waste Connections **Location:** Stormwater Outlet

**Field ID:** SOUTH BASIN - NW CORNER **DF:** 0.9804 **Analyzed:** 02/15/26
**Type:** SAMPLE **Batch#:** 395420 **Prep:** METHOD
**Lab ID:** 553152-001 **Sampled:** 02/13/26 **Analysis:** EPA 1664A
**Matrix:** Water **Received:** 02/13/26 **Analyst:** JAG

| 553152-001 Analyte | Result | RL | MDL | Units |
|---|---|---|---|---|
| Total Oil and Grease | ND | 4.9 | 0.95 | mg/L |

**Field ID:** SOUTH BASIN - S CENTRAL **DF:** 0.9901 **Analyzed:** 02/15/26
**Type:** SAMPLE **Batch#:** 395420 **Prep:** METHOD
**Lab ID:** 553152-002 **Sampled:** 02/13/26 **Analysis:** EPA 1664A
**Matrix:** Water **Received:** 02/13/26 **Analyst:** JAG

| 553152-002 Analyte | Result | RL | MDL | Units |
|---|---|---|---|---|
| Total Oil and Grease | ND | 5.0 | 0.96 | mg/L |

**Field ID:** SOUTH BASIN - W CENTRAL **DF:** 0.9852 **Analyzed:** 02/15/26
**Type:** SAMPLE **Batch#:** 395420 **Prep:** METHOD
**Lab ID:** 553152-003 **Sampled:** 02/13/26 **Analysis:** EPA 1664A
**Matrix:** Water **Received:** 02/13/26 **Analyst:** JAG

| 553152-003 Analyte | Result | RL | MDL | Units |
|---|---|---|---|---|
| Total Oil and Grease | ND | 4.9 | 0.96 | mg/L |

**Type:** BLANK **DF:** 1.000 **Prep:** METHOD
**Lab ID:** QC1340801 **Batch#:** 395420 **Analysis:** EPA 1664A
**Matrix:** Water **Analyzed:** 02/15/26 **Analyst:** JAG

| QC1340801 Analyte | Result | RL | MDL | Units |
|---|---|---|---|---|
| Total Oil and Grease | ND | 5.0 | 0.97 | mg/L |

Legend

**MDL:** Method Detection Limit
**ND:** Not Detected at or above MDL
**RL:** Reporting Limit

ENTHALPY ANALYTICAL

# Alkalinity

**Lab #:** 553152 **Project#:** CCLF STORMWATER
**Client:** Waste Connections **Location:** Stormwater Outlet

**Field ID:** SOUTH BASIN - NW CORNER **DF:** 2.500 **Analyzed:** 02/13/26
**Type:** SAMPLE **Batch#:** 395344 **Prep:** METHOD
**Lab ID:** 553152-001 **Sampled:** 02/13/26 **Analysis:** SM2320B
**Matrix:** Water **Received:** 02/13/26 **Analyst:** WWC

| 553152-001 Analyte | Result | RL | Units |
|---|---|---|---|
| **Bicarbonate** | **140** | 6.0 | mg/L |
| **Alkalinity, Total as CaCO3** | **130** | 5.0 | mg/L |

**Field ID:** SOUTH BASIN - S CENTRAL **DF:** 2.500 **Analyzed:** 02/13/26
**Type:** SAMPLE **Batch#:** 395344 **Prep:** METHOD
**Lab ID:** 553152-002 **Sampled:** 02/13/26 **Analysis:** SM2320B
**Matrix:** Water **Received:** 02/13/26 **Analyst:** WWC

| 553152-002 Analyte | Result | RL | Units |
|---|---|---|---|
| **Bicarbonate** | **200** | 6.0 | mg/L |
| **Alkalinity, Total as CaCO3** | **190** | 5.0 | mg/L |

**Field ID:** SOUTH BASIN - W CENTRAL **DF:** 2.500 **Analyzed:** 02/13/26
**Type:** SAMPLE **Batch#:** 395344 **Prep:** METHOD
**Lab ID:** 553152-003 **Sampled:** 02/13/26 **Analysis:** SM2320B
**Matrix:** Water **Received:** 02/13/26 **Analyst:** WWC

| 553152-003 Analyte | Result | RL | Units |
|---|---|---|---|
| **Bicarbonate** | **130** | 6.0 | mg/L |
| **Alkalinity, Total as CaCO3** | **150** | 5.0 | mg/L |

**Type:** BLANK **DF:** 1.000 **Prep:** METHOD
**Lab ID:** QC1340523 **Batch#:** 395344 **Analysis:** SM2320B
**Matrix:** Water **Analyzed:** 02/13/26 **Analyst:** WWC

| QC1340523 Analyte | Result | RL | Units |
|---|---|---|---|
| Bicarbonate | ND | 2.0 | mg/L |
| Alkalinity, Total as CaCO3 | ND | 2.0 | mg/L |

Legend
**ND:** Not Detected
**RL:** Reporting Limit

# Chemical Oxygen Demand

**Lab #:** 553152 **Project#:** CCLF STORMWATER
**Client:** Waste Connections **Location:** Stormwater Outlet

**Field ID:** SOUTH BASIN - NW CORNER **Batch#:** 395376 **Prep:** SM 5220D
**Type:** SAMPLE **Sampled:** 02/13/26 **Analysis:** SM5220D
**Lab ID:** 553152-001 **Received:** 02/13/26 **Analyst:** ARM
**Matrix:** Water **Prepared:** 02/14/26
**DF:** 1.000 **Analyzed:** 02/14/26

| 553152-001 Analyte | Result | RL | MDL | Units |
|---|---|---|---|---|
| **Chemical Oxygen Demand** | **80** | 4.0 | 2.0 | mg/L |

**Field ID:** SOUTH BASIN - S CENTRAL **Batch#:** 395376 **Prep:** SM 5220D
**Type:** SAMPLE **Sampled:** 02/13/26 **Analysis:** SM5220D
**Lab ID:** 553152-002 **Received:** 02/13/26 **Analyst:** ARM
**Matrix:** Water **Prepared:** 02/14/26
**DF:** 1.000 **Analyzed:** 02/14/26

| 553152-002 Analyte | Result | RL | MDL | Units |
|---|---|---|---|---|
| **Chemical Oxygen Demand** | **87** | 4.0 | 2.0 | mg/L |

**Field ID:** SOUTH BASIN - W CENTRAL **Batch#:** 395376 **Prep:** SM 5220D
**Type:** SAMPLE **Sampled:** 02/13/26 **Analysis:** SM5220D
**Lab ID:** 553152-003 **Received:** 02/13/26 **Analyst:** ARM
**Matrix:** Water **Prepared:** 02/14/26
**DF:** 1.000 **Analyzed:** 02/14/26

| 553152-003 Analyte | Result | RL | MDL | Units |
|---|---|---|---|---|
| **Chemical Oxygen Demand** | **92** | 4.0 | 2.0 | mg/L |

**Type:** BLANK **Batch#:** 395376 **Analysis:** SM5220D
**Lab ID:** QC1340639 **Prepared:** 02/14/26 **Analyst:** ARM
**Matrix:** Water **Analyzed:** 02/14/26
**DF:** 1.000 **Prep:** SM 5220D

| QC1340639 Analyte | Result | RL | MDL | Units |
|---|---|---|---|---|
| Chemical Oxygen Demand | ND | 4.0 | 2.0 | mg/L |

Legend
**MDL:** Method Detection Limit
**ND:** Not Detected at or above MDL
**RL:** Reporting Limit

ENTHALPY ANALYTICAL

# Conductivity

**Lab #:** 553152 **Project#:** CCLF STORMWATER
**Client:** Waste Connections **Location:** Stormwater Outlet

**Field ID:** SOUTH BASIN - NW CORNER **Batch#:** 395357 **Prep:** METHOD
**Lab ID:** 553152-001 **Sampled:** 02/13/26 **Analysis:** SM2510B
**Matrix:** Water **Received:** 02/13/26 **Analyst:** CDR
**DF:** 1.000 **Analyzed:** 02/13/26

| 553152-001 Analyte | Result | RL | Units |
|---|---|---|---|
| **Specific Conductance** | **770** | 1.0 | umhos/cm |

**Field ID:** SOUTH BASIN - S CENTRAL **Batch#:** 395357 **Prep:** METHOD
**Lab ID:** 553152-002 **Sampled:** 02/13/26 **Analysis:** SM2510B
**Matrix:** Water **Received:** 02/13/26 **Analyst:** CDR
**DF:** 1.000 **Analyzed:** 02/13/26

| 553152-002 Analyte | Result | RL | Units |
|---|---|---|---|
| **Specific Conductance** | **860** | 1.0 | umhos/cm |

**Field ID:** SOUTH BASIN - W CENTRAL **Batch#:** 395357 **Prep:** METHOD
**Lab ID:** 553152-003 **Sampled:** 02/13/26 **Analysis:** SM2510B
**Matrix:** Water **Received:** 02/13/26 **Analyst:** CDR
**DF:** 1.000 **Analyzed:** 02/13/26

| 553152-003 Analyte | Result | RL | Units |
|---|---|---|---|
| **Specific Conductance** | **780** | 1.0 | umhos/cm |

Legend
**RL:** Reporting Limit

ENTHALPY ANALYTICAL

# Sulfide

**Lab #:** 553152 **Project#:** CCLF STORMWATER
**Client:** Waste Connections **Location:** Stormwater Outlet

**Field ID:** SOUTH BASIN - NW CORNER **DF:** 1.000 **Analyzed:** 02/13/26
**Type:** SAMPLE **Batch#:** 395371 **Prep:** METHOD
**Lab ID:** 553152-001 **Sampled:** 02/13/26 **Analysis:** SM 4500-S2-D
**Matrix:** Water **Received:** 02/13/26 **Analyst:** TXC

| 553152-001 Analyte | Result | RL | Units |
|---|---|---|---|
| Sulfide | ND | 0.10 | mg/L |

**Field ID:** SOUTH BASIN - S CENTRAL **DF:** 1.000 **Analyzed:** 02/13/26
**Type:** SAMPLE **Batch#:** 395371 **Prep:** METHOD
**Lab ID:** 553152-002 **Sampled:** 02/13/26 **Analysis:** SM 4500-S2-D
**Matrix:** Water **Received:** 02/13/26 **Analyst:** TXC

| 553152-002 Analyte | Result | RL | Units |
|---|---|---|---|
| Sulfide | ND | 0.10 | mg/L |

**Field ID:** SOUTH BASIN - W CENTRAL **DF:** 1.000 **Analyzed:** 02/13/26
**Type:** SAMPLE **Batch#:** 395371 **Prep:** METHOD
**Lab ID:** 553152-003 **Sampled:** 02/13/26 **Analysis:** SM 4500-S2-D
**Matrix:** Water **Received:** 02/13/26 **Analyst:** TXC

| 553152-003 Analyte | Result | RL | Units |
|---|---|---|---|
| Sulfide | ND | 0.10 | mg/L |

**Type:** BLANK **DF:** 1.000 **Prep:** METHOD
**Lab ID:** QC1340626 **Batch#:** 395371 **Analysis:** SM 4500-S2-D
**Matrix:** Water **Analyzed:** 02/13/26 **Analyst:** TXC

| QC1340626 Analyte | Result | RL | Units |
|---|---|---|---|
| Sulfide | ND | 0.10 | mg/L |

Legend
**ND:** Not Detected
**RL:** Reporting Limit

ENTHALPY ANALYTICAL

# Total Dissolved Solids (TDS)

**Lab #:** 553152 **Project#:** CCLF STORMWATER
**Client:** Waste Connections **Location:** Stormwater Outlet

**Field ID:** SOUTH BASIN - NW CORNER **Batch#:** 395339 **Prep:** METHOD
**Type:** SAMPLE **Sampled:** 02/13/26 **Analysis:** SM2540C
**Lab ID:** 553152-001 **Received:** 02/13/26 **Analyst:** CDR
**Matrix:** Water **Prepared:** 02/13/26
**DF:** 2.000 **Analyzed:** 02/15/26

| 553152-001 Analyte | Result | RL | Units |
|---|---|---|---|
| **Total Dissolved Solids** | **570** | 20 | mg/L |

**Field ID:** SOUTH BASIN - S CENTRAL **Batch#:** 395339 **Prep:** METHOD
**Type:** SAMPLE **Sampled:** 02/13/26 **Analysis:** SM2540C
**Lab ID:** 553152-002 **Received:** 02/13/26 **Analyst:** CDR
**Matrix:** Water **Prepared:** 02/13/26
**DF:** 2.000 **Analyzed:** 02/15/26

| 553152-002 Analyte | Result | RL | Units |
|---|---|---|---|
| **Total Dissolved Solids** | **650** | 20 | mg/L |

**Field ID:** SOUTH BASIN - W CENTRAL **Batch#:** 395339 **Prep:** METHOD
**Type:** SAMPLE **Sampled:** 02/13/26 **Analysis:** SM2540C
**Lab ID:** 553152-003 **Received:** 02/13/26 **Analyst:** CDR
**Matrix:** Water **Prepared:** 02/13/26
**DF:** 2.000 **Analyzed:** 02/15/26

| 553152-003 Analyte | Result | RL | Units |
|---|---|---|---|
| **Total Dissolved Solids** | **560** | 20 | mg/L |

**Type:** BLANK **Batch#:** 395339 **Analysis:** SM2540C
**Lab ID:** QC1340511 **Prepared:** 02/13/26 **Analyst:** CDR
**Matrix:** Water **Analyzed:** 02/15/26
**DF:** 1.000 **Prep:** METHOD

| QC1340511 Analyte | Result | RL | Units |
|---|---|---|---|
| Total Dissolved Solids | ND | 10 | mg/L |

Legend
**ND:** Not Detected
**RL:** Reporting Limit

ENTHALPY ANALYTICAL

# Total Phenolics

**Lab #:** 553152 **Project#:** CCLF STORMWATER
**Client:** Waste Connections **Location:** Stormwater Outlet

**Field ID:** SOUTH BASIN - NW CORNER **DF:** 1.000 **Analyzed:** 02/13/26
**Type:** SAMPLE **Batch#:** 395317 **Prep:** METHOD
**Lab ID:** 553152-001 **Sampled:** 02/13/26 **Analysis:** EPA 420.1
**Matrix:** Water **Received:** 02/13/26 **Analyst:** LVL

| 553152-001 Analyte | Result | RL | MDL | Units |
|---|---|---|---|---|
| **Total Phenolics** | **0.011** | 0.010 | 0.0056 | mg/L |

**Field ID:** SOUTH BASIN - S CENTRAL **DF:** 1.000 **Analyzed:** 02/13/26
**Type:** SAMPLE **Batch#:** 395317 **Prep:** METHOD
**Lab ID:** 553152-002 **Sampled:** 02/13/26 **Analysis:** EPA 420.1
**Matrix:** Water **Received:** 02/13/26 **Analyst:** LVL

| 553152-002 Analyte | Result | RL | MDL | Units |
|---|---|---|---|---|
| Total Phenolics | ND | 0.010 | 0.0056 | mg/L |

**Field ID:** SOUTH BASIN - W CENTRAL **DF:** 1.000 **Analyzed:** 02/13/26
**Type:** SAMPLE **Batch#:** 395317 **Prep:** METHOD
**Lab ID:** 553152-003 **Sampled:** 02/13/26 **Analysis:** EPA 420.1
**Matrix:** Water **Received:** 02/13/26 **Analyst:** LVL

| 553152-003 Analyte | Result | RL | MDL | Units |
|---|---|---|---|---|
| Total Phenolics | ND | 0.010 | 0.0056 | mg/L |

**Type:** BLANK **DF:** 1.000 **Prep:** METHOD
**Lab ID:** QC1340433 **Batch#:** 395317 **Analysis:** EPA 420.1
**Matrix:** Water **Analyzed:** 02/13/26 **Analyst:** LVL

| QC1340433 Analyte | Result | RL | MDL | Units |
|---|---|---|---|---|
| Total Phenolics | ND | 0.010 | 0.0056 | mg/L |

Legend

**MDL:** Method Detection Limit
**ND:** Not Detected at or above MDL
**RL:** Reporting Limit

ENTHALPY ANALYTICAL

# Total Suspended Solids (TSS)

**Lab #:** 553152 **Project#:** CCLF STORMWATER
**Client:** Waste Connections **Location:** Stormwater Outlet

**Field ID:** SOUTH BASIN - NW CORNER **Batch#:** 395360 **Prep:** METHOD
**Type:** SAMPLE **Sampled:** 02/13/26 **Analysis:** SM2540D
**Lab ID:** 553152-001 **Received:** 02/13/26 **Analyst:** CKN
**Matrix:** Water **Prepared:** 02/13/26
**DF:** 1.000 **Analyzed:** 02/14/26

| 553152-001 Analyte | Result | RL | Units |
|---|---|---|---|
| **Total Suspended Solids** | **100** | 0.5 | mg/L |

**Field ID:** SOUTH BASIN - S CENTRAL **Batch#:** 395360 **Prep:** METHOD
**Type:** SAMPLE **Sampled:** 02/13/26 **Analysis:** SM2540D
**Lab ID:** 553152-002 **Received:** 02/13/26 **Analyst:** CKN
**Matrix:** Water **Prepared:** 02/13/26
**DF:** 1.000 **Analyzed:** 02/14/26

| 553152-002 Analyte | Result | RL | Units |
|---|---|---|---|
| **Total Suspended Solids** | **1,400** | 0.5 | mg/L |

**Field ID:** SOUTH BASIN - W CENTRAL **Batch#:** 395360 **Prep:** METHOD
**Type:** SAMPLE **Sampled:** 02/13/26 **Analysis:** SM2540D
**Lab ID:** 553152-003 **Received:** 02/13/26 **Analyst:** CKN
**Matrix:** Water **Prepared:** 02/13/26
**DF:** 1.000 **Analyzed:** 02/14/26

| 553152-003 Analyte | Result | RL | Units |
|---|---|---|---|
| **Total Suspended Solids** | **61** | 0.5 | mg/L |

**Type:** BLANK **Batch#:** 395360 **Analysis:** SM2540D
**Lab ID:** QC1340590 **Prepared:** 02/13/26 **Analyst:** CKN
**Matrix:** Water **Analyzed:** 02/14/26
**DF:** 1.000 **Prep:** METHOD

| QC1340590 Analyte | Result | RL | Units |
|---|---|---|---|
| Total Suspended Solids | ND | 0.5 | mg/L |

Legend
**ND:** Not Detected
**RL:** Reporting Limit

ENTHALPY ANALYTICAL

# Turbidity

**Lab #:** 553152 **Project#:** CCLF STORMWATER

**Client:** Waste Connections **Location:** Stormwater Outlet

**Field ID:** SOUTH BASIN - NW CORNER **Batch#:** 395367 **Prep:**
**Lab ID:** 553152-001 **Sampled:** 02/13/26 09:03 **Analysis:** SM2130B
**Matrix:** Water **Received:** 02/13/26 **Analyst:** CDR
**DF:** 1.000 **Analyzed:** 02/13/26 19:24

| 553152-001 Analyte | Result | RL | MDL | Units |
|---|---|---|---|---|
| **Turbidity** | **120** | 0.20 | 0.12 | NTU |

**Field ID:** SOUTH BASIN - S CENTRAL **Batch#:** 395367 **Prep:**
**Lab ID:** 553152-002 **Sampled:** 02/13/26 09:16 **Analysis:** SM2130B
**Matrix:** Water **Received:** 02/13/26 **Analyst:** CDR
**DF:** 1.000 **Analyzed:** 02/13/26 19:24

| 553152-002 Analyte | Result | RL | MDL | Units |
|---|---|---|---|---|
| **Turbidity** | **1,300** | 0.20 | 0.12 | NTU |

**Field ID:** SOUTH BASIN - W CENTRAL **Batch#:** 395367 **Prep:**
**Lab ID:** 553152-003 **Sampled:** 02/13/26 11:08 **Analysis:** SM2130B
**Matrix:** Water **Received:** 02/13/26 **Analyst:** CDR
**DF:** 1.000 **Analyzed:** 02/13/26 19:24

| 553152-003 Analyte | Result | RL | MDL | Units |
|---|---|---|---|---|
| **Turbidity** | **67** | 0.20 | 0.12 | NTU |

Legend

**MDL:** Method Detection Limit

**RL:** Reporting Limit

Enthalpy Analytical
931 West Barkley Ave
Orange, CA 92868
(714) 771-6900

enthalpy.com

Lab Job Number : 553203
Report Level : II
Report Date : 03/09/2026

**Analytical Report** *prepared for:*

Matt Breuer
Waste Connections
Chiquita Canyon Landfill
29201 Henry Mayo Drive
Castaic, CA 91384

Project: CCLF STORMWATER - Chiquita Canyon Stormwater

*Authorized for release by:*

David Tripp, Project Manager
657-581-4710
david.tripp@enthalpy.com

This data package has been reviewed for technical correctness and completeness. Release of this data has been authorized by the Laboratory Manager or the Manager's designee, as verified by the above signature which applies to this PDF file as well as any associated electronic data deliverable files. The results contained in this report meet all requirements of NELAP and pertain only to those samples which were submitted for analysis. This report may be reproduced only in its entirety.

CA ELAP# 1338, CA ELAP #1338-S1, NELAP# 4038, SCAQMD LAP# 18LA0518, LACSD ID# 10105, ORELAP# 4197

ENTHALPY ANALYTICAL

# Sample Summary

| | | |
|---|---|---|
| Matt Breuer<br>Waste Connections<br>Chiquita Canyon Landfill<br>29201 Henry Mayo Drive<br>Castaic, CA 91384 | Lab Job #:<br>Project No:<br>Location:<br>Date Received: | 553203<br>CCLF STORMWATER<br>Chiquita Canyon Stormwater<br>02/15/26 |

| Sample ID | Lab ID | Collected | Matrix |
|---|---|---|---|
| SOUTH BASIN - WESTERN INLET | 553203-001 | 02/15/26 14:20 | Water |

# Case Narrative

| | |
|---|---|
| Waste Connections<br>Chiquita Canyon Landfill<br>29201 Henry Mayo Drive<br>Castaic, CA 91384<br>Matt Breuer | Lab Job Number: 553203<br>Project No: CCLF STORMWATER<br>Location: Chiquita Canyon Stormwater<br>Date Received: 02/15/26 |

This data package contains sample and QC results for one water sample, requested for the above referenced project on 02/16/26. The sample was received in good condition.

**Volatile Organics by GC/MS (EPA 8260B):**

- SOUTH BASIN - WESTERN INLET (lab # 553203-001) had pH greater than 2.
- No other analytical problems were encountered.

**Semivolatile Organics by GC/MS (EPA 8270E):**

- High response was observed for 2,4-dinitrotoluene in the CCV analyzed 02/15/26 17:20; affected data was qualified with "b".
- Low surrogate recovery was observed for phenol-d6 in the method blank for batch 395436.
- No other analytical problems were encountered.

**Semivolatile Organics by GC/MS (EPA 625.1):**

- Low surrogate recovery was observed for terphenyl-d14 in SOUTH BASIN - WESTERN INLET (lab # 553203-001).
- Low surrogate recoveries were observed for 2-fluorophenol in SOUTH BASIN - WESTERN INLET (lab # 553203-001) and the method blank/BS for batch 395436.
- Low surrogate recoveries were observed for phenol-d6 in SOUTH BASIN - WESTERN INLET (lab # 553203-001) and the method blank/BS/BSD for batch 395436.
- Low surrogate recoveries were observed for 2,4,6-tribromophenol in SOUTH BASIN - WESTERN INLET (lab # 553203-001) and the method blank for batch 395436.
- Low surrogate recoveries were observed for 2-fluorobiphenyl in SOUTH BASIN - WESTERN INLET (lab # 553203-001) and the method blank for batch 395436.
- No other analytical problems were encountered.

**Semivolatile Organics by GC/MS SIM (EPA 8270C-SIM):**
No analytical problems were encountered.

**Pesticides (EPA 8081A):**
No analytical problems were encountered.

**Total Organic Carbon by IR (SM 5310B):**
No analytical problems were encountered.

**PCBs (EPA 8082):**
No analytical problems were encountered.

**Metals (EPA 200.7, EPA 200.8, and EPA 245.1):**
No analytical problems were encountered.

**Ion Chromatography (EPA 300.0):**
No analytical problems were encountered.

**Conductivity (SM2510B):**
No analytical problems were encountered.

**Total Oil & Grease (HEM) (EPA 1664A):**

- Matrix spikes were not performed for this analysis due to insufficient sample volume.
- No analytical problems were encountered.

**Total Phenolics (EPA 420.1):**
No analytical problems were encountered.

**Alkalinity (SM2320B):**
No analytical problems were encountered.

**Sulfide (SM 4500-S2-D):**
No analytical problems were encountered.

**Total Dissolved Solids (TDS) (SM2540C):**
No analytical problems were encountered.

**Total Suspended Solids (TSS) (SM2540D):**
No analytical problems were encountered.

**Chemical Oxygen Demand (SM5220D):**
No analytical problems were encountered.

**Biochemical Oxygen Demand (SM5210B):**
No analytical problems were encountered.

**Turbidity (SM2130B):**
No analytical problems were encountered.

**Cyanide - Semi-Automated Method (SM 4500-CN-E and SM 4500-CN-E):**
No analytical problems were encountered.

**Coliform - 9221 Tests (SM 9221B and SM 9221F):**
No analytical problems were encountered.

**Ammonia and TKN- Semi-Automated Method (SM 4500-NH3-G):**
No analytical problems were encountered.

**Organophosphorus Pesticides (EPA 8141A):**
Pace Laboratories in Bakersfield, CA performed the analysis (see sublab report section for certifications). Please see the Pace Laboratories case narrative.

**8151A Chlorinated Herbicides (EPA 8151A):**
McCampbell Analytical, Inc. in Pittsburg, CA performed the analysis (NELAP certified). Please see the McCampbell Analytical, Inc. case narrative.

**RSK-175 CO2 (RSK-175):**
McCampbell Analytical, Inc. in Pittsburg, CA performed the analysis (see sublab report section for certifications). Please see the McCampbell Analytical, Inc. case narrative.

**Dioxins & Furans (EPA 8290):**
Enthalpy - El Dorado Hills in El Dorado Hills, CA performed the analysis (see sublab report section for certifications). Please see the Enthalpy - El Dorado Hills case narrative.

ENTHALPY ANALYTICAL

**Chain of Custody Record**

Lab No: 553203

Page: 1 of 3

**Turn Around Time (rush by advanced notice only)**

| | | | | | |
|---|---|---|---|---|---|
| Standard: | | 5 Day: | | 3 Day: | |
| 2 Day: | | 1 Day: | X | Custom TAT: | |

**Enthalpy Analytical - Orange**

931 W. Barkley Avenue, Orange, CA 92868

Phone 714-771-6900

**Matrix:** A = Air S = Soil/Solid
W = Water DW = Drinking Wate SD = Sediment
PP = Pure Product SEA = Sea Water
SW = Swab T = Tissue WP = Wipe O = Other

**Preservatives:**
1 = $Na_2S_2O_3$ 2 = HCl 3 = $HNO_3$
4 = $H_2SO_4$ 5 = NaOH 6 = Other

**Sample Receipt Temp:**

(lab use only)

| CUSTOMER INFORMATION | | PROJECT INFORMATION | |
|---|---|---|---|
| Company: | Chiquita Canyon, LLC | Name: | Stormwater Outlet |
| Report To: | Matt Breuer | Number: | |
| Email: | matthew.breuer@wasteconnection | P.O. #: | |
| Address: | 29201 Henry Mayo Drive | Address: | 29201 Henry Mayo Drive |
| | Castaic, CA 91384 | | Castaic, CA 91384 |
| Phone: | 682-559-3880 | Global ID: | |
| Fax: | | Sampled By: | CH, GA |

**Analysis Request**

| | Sample ID | Sampling Date | Sampling Time | Matrix | Container No. / Size | Pres. | 200.7/200.8 Metals (see comments) | 245.1 Mercury | 4500-CN-E Cyanide | 8081 Pesticides / 8082 PCBs | 8141 Organophosphorous Pesticides | 8151 Herbicides | 8260 VOCs | 8260 Acrolein/Acrylonitrile | 8270C | 8290 2,3,7,8-TCDD | Test Instructions / Comments |
|---|---|---|---|---|---|---|---|---|---|---|---|---|---|---|---|---|---|
| 1 | South Basin - Western Inlet | 02/15/26 | 1420 | W | 31 | 1,2,4,6 | X | X | X | X | X | X | X | X | X | X | Temp: 18.3°C, pH 6.76 |
| 2 | | | | | | | | | | | | | | | | | |
| 3 | | | | | | | | | | | | | | | | | 1R10 |
| 4 | | | | | | | | | | | | | | | | | 4.3/4.5 3.5/3.7 |
| 5 | | | | | | | | | | | | | | | | | ice bagged |
| 6 | | | | | | | | | | | | | | | | | |
| 7 | | | | | | | | | | | | | | | | | |
| 8 | | | | | | | | | | | | | | | | | |
| 9 | | | | | | | | | | | | | | | | | |
| 10 | | | | | | | | | | | | | | | | | |

**Test Instructions / Comments**

**200.8 - Ag, As, B, Ba, Be, Cd, Co, Cr, Cu, Ni, Mn, Pb, Sb, Se, Sn, Tl, V, Zn**
**200.7 - Fe, Ca, K, Mg, Na**

**Additional email recipients:**
**matt.breuer@wasteconnections.com**
**stormwater@wasteconnections.com**
**tmb@swteng.com**
**aav@swteng.com**

**Direct invoices to:**
**Maribel Bolanos**
**(661) 257-3665**

Login 553203

| | Signature | Print Name | Company / Title | Date / Time |
|---|---|---|---|---|
| 1 Relinquished By: | [signature] | G. [signature] | CTBH | 2/15/26 1700 |
| 1 Received By: | [signature] | Michael Kynner | EA | 2/16/26 0815 |
| 2 Relinquished By: | | | | |
| 2 Received By: | | | | |
| 3 Relinquished By: | | | | |
| 3 Received By: | | | | |

ENTHALPY ANALYTICAL

**Chain of Custody Record**

Lab No:

Page: 2 of 3

**Turn Around Time (rush by advanced notice only)**

| | | | | | |
|---|---|---|---|---|---|
| Standard: | | 5 Day: | | 3 Day: | |
| 2 Day: | | 1 Day: | X | Custom TAT: | |

**Enthalpy Analytical - Orange**

931 W. Barkley Avenue, Orange, CA 92868

Phone 714-771-6900

**Matrix:** A = Air S = Soil/Solid
W = Water DW = Drinking Wate SD = Sediment
PP = Pure Product SEA = Sea Water
SW = Swab T = Tissue WP = Wipe O = Other

**Preservatives:**
1 = $Na_2S_2O_3$ 2 = HCl 3 = $HNO_3$
4 = $H_2SO_4$ 5 = NaOH 6 = Other

**Sample Receipt Temp:**

(lab use only)

| CUSTOMER INFORMATION | | PROJECT INFORMATION | |
|---|---|---|---|
| Company: | Chiquita Canyon, LLC | Name: | Stormwater Outlet |
| Report To: | Kate Logan | Number: | |
| Email: | kate.logan@wasteconnections.com | P.O. #: | |
| Address: | 29201 Henry Mayo Drive | Address: | 29201 Henry Mayo Drive |
| | Castaic, CA 91384 | | Castaic, CA 91384 |
| Phone: | 682-559-3880 | Global ID: | |
| Fax: | | Sampled By: | GA, CH |

**Analysis Request**

**Test Instructions / Comments**

**Additional email recipients:**
**matt.breuer@wasteconnections.com**
**stormwater@wasteconnections.com**
**tmb@swteng.com**
**aav@swteng.com**

**Direct invoices to:**
**Maribel Bolanos**
**(661) 257-3665**

| | Sample ID | Sampling Date | Sampling Time | Matrix | Container No. / Size | Pres. | SM4500-S2-D Total Sulfide | 420.1 Total Phenolics | 1664A Oil and Grease | 9221B Tota Coliform | 9221F E. Coli | 300.0 Cl, Br, Fl, NO3, NO2, SO4 | 2540D TSS | 5310B TOC | 8270 SIM 1,4-Dioxane | SM2320B Alkalinity | Test Instructions / Comments |
|---|---|---|---|---|---|---|---|---|---|---|---|---|---|---|---|---|---|
| 1 | South Basin - Western Inlet | 02/15/26 | 1420 | W | 31 | 1,2,4,6 | X | X | X | X | X | X | X | X | X | X | Temp: 18.3°C, pH 6.76 |
| 2 | | | | | | | | | | | | | | | | | |
| 3 | | | | | | | | | | | | | | | | | |
| 4 | | | | | | | | | | | | | | | | | |
| 5 | | | | | | | | | | | | | | | | | |
| 6 | | | | | | | | | | | | | | | | | |
| 7 | | | | | | | | | | | | | | | | | |
| 8 | | | | | | | | | | | | | | | | | |
| 9 | | | | | | | | | | | | | | | | | |
| 10 | | | | | | | | | | | | | | | | | |

| | Signature | Print Name | Company / Title | Date / Time |
|---|---|---|---|---|
| 1 Relinquished By: | [signature] | [signature] | [signature] | 2/15/26 17:00 |
| 1 Received By: | [signature] | Michael Krynen | EA | 2/16/26 0815 |
| 2 Relinquished By: | | | | |
| 2 Received By: | | | | |
| 3 Relinquished By: | | | | |
| 3 Received By: | | | | |

ENTHALPY ANALYTICAL

**Chain of Custody Record**

Lab No:

Page: 3 of 3

**Turn Around Time (rush by advanced notice only)**

| | | | | | |
|---|---|---|---|---|---|
| Standard: | | 5 Day: | | 3 Day: | |
| 2 Day: | | 1 Day: | X | Custom TAT: | |

**Enthalpy Analytical - Orange**

931 W. Barkley Avenue, Orange, CA 92868

Phone 714-771-6900

**Matrix:** A = Air S = Soil/Solid
W = Water DW = Drinking Wate SD = Sediment
PP = Pure Product SEA = Sea Water
SW = Swab T = Tissue WP = Wipe O = Other

**Preservatives:**
1 = $Na_2S_2O_3$ 2 = HCl 3 = $HNO_3$
4 = $H_2SO_4$ 5 = NaOH 6 = Other

**Sample Receipt Temp:**

(lab use only)

| CUSTOMER INFORMATION | | PROJECT INFORMATION | |
|---|---|---|---|
| Company: | Chiquita Canyon, LLC | Name: | Stormwater Outlet |
| Report To: | Kate Logan | Number: | |
| Email: | kate.logan@wasteconnections.com | P.O. #: | |
| Address: | 29201 Henry Mayo Drive | Address: | 29201 Henry Mayo Drive |
| | Castaic, CA 91384 | | Castaic, CA 91384 |
| Phone: | 682-559-3880 | Global ID: | |
| Fax: | | Sampled By: | GA, CH |

**Analysis Request**

**Test Instructions / Comments**

**625.1 - Benzoic Acid, Pyridine, Phenol, 2-methylphenol, 3,4-methylphenol, Cresol, Naphthalene, alpha-terpineol**

**Additional email recipients:**
**matt.breuer@wasteconnections.com**
**stormwater@wasteconnections.com**
**tmb@swteng.com**
**aav@swteng.com**

**Direct invoices to:**
**Maribel Bolanos**
**(661) 257-3665**

| | Sample ID | Sampling Date | Sampling Time | Matrix | Container No. / Size | Pres. | SM5220D Chemical Oxygen Demand | SM2510B Specific Conductance | RSK-175 Carbon Dioxide | 2540E TDS | SM2130B Turbidity | 350.1 Ammonia | 625.1 - See Comments | 625.1 Alpha-Terpineol | SM5210B BOD | | Test Instructions / Comments |
|---|---|---|---|---|---|---|---|---|---|---|---|---|---|---|---|---|---|
| 1 | South Basin - Western Inlet | 02/15/26 | 1420 | W | 31 | 1,2,4,6 | X | X | X | X | X | X | X | X | X | X | Temp: 18.3°C, pH 6.76 |
| 2 | | | | | | | | | | | | | | | | | |
| 3 | | | | | | | | | | | | | | | | | |
| 4 | | | | | | | | | | | | | | | | | |
| 5 | | | | | | | | | | | | | | | | | |
| 6 | | | | | | | | | | | | | | | | | |
| 7 | | | | | | | | | | | | | | | | | |
| 8 | | | | | | | | | | | | | | | | | |
| 9 | | | | | | | | | | | | | | | | | |
| 10 | | | | | | | | | | | | | | | | | |

| | Signature | Print Name | Company / Title | Date / Time |
|---|---|---|---|---|
| 1 Relinquished By: | [signature] | G. Alvarez | CTRH | 2/15/26 17:00 |
| 1 Received By: | [signature] | Michael Krymen | EA | 2/16/26 0815 |
| 2 Relinquished By: | | | | |
| 2 Received By: | | | | |
| 3 Relinquished By: | | | | |
| 3 Received By: | | | | |

# SAMPLE RECEIPT CHECKLIST

**Section 1: General Info**

Date Received: 2-16-26 WO# 553203 Client: Waste Connections

**Section 2: Shipping / Custody** **Are custody seals present?** ☐ Yes ☒ No

Custody seals intact on arrival? ■ N/A ☐ Yes ☐ No ☐ On cooler / box ☐ On samples

☐ Courier ■ Walk-In ☐ Field Sampling ☐ Shipping Info: _____

**Section 3a: Condition / Packaging** ☐ **Outside 0.0 - 6.0°C (0.0 - 10.0°C for microbiology) (PM notified)**

Date Opened 2-16-26 By (initials) MSK Type of ice used: ■ Wet ☐ Blue/Gel ☐ None

☐ Samples received on ice directly from the field; cooling process had begun. (if checked, skip temperatures)

☐ Sample matrix doesn't require cooling (e.g. air, bulk PCB). (if checked, skip temperatures)

If no cooler: Observed/Adjusted Temp (°C): _____ / _____ Thermometer/IR Gun: IR 10 CF: +0.2

Cooler Temp (°C) #1: 4.3 / 4.5 #2: 3.5 / 3.7 #3: ____ / ____ #4: ____ / ____ #5: ____ / ____ #6: ____ / ____

**Section 3b: Microbiology Samples** ☐ **No microbiology samples submitted (skip 3b)**

■ Within temp range 0.0 - 10.0°C or received on ice directly from field.

■ Adequate headspace for microbiology analysis.

**Section 3c: Air Samples** ■ **No air samples submitted (skip 3c)**

☐ 1.4L Canisters ☐ 6L Canisters ☐ Tedlar Bags ☐ MCE Cassettes ☐ Sorbent Tubes ☐ Other _____

| **Section 4: Containers / Labels / Samples** | YES | NO | N/A |
|---|---|---|---|
| 1) Were custody papers present, filled properly, and legible? | X | | |
| 2) Is the sampler's name present on the CoC? | X | | |
| 3) Were containers received in good condition (unbroken / unopened / uncompromised)? | X | | |
| 4) Were the samples bagged? (required for microbiology samples; recommended for soil samples) | X | | |
| 5) Were all of, and only, the correct samples received? | X | | |
| 6) Are sample labels present, legible, and in agreement with the CoC? | X | | |
| 7) Does the container count match the CoC? | X | | |
| 8) Was sufficient sample volume / mass received for the analyses requested? | X | | |
| 9) Were samples received in proper containers for the analyses requested? | X | | |
| 10) Were samples received with > 1/2 holding time remaining? | X | | |
| 11) Are samples properly preserved as indicated by CoC / labels? | X | | |
| 12) Unpreserved VOAs received - If necessary, was the hold time changed in LIMS? | | | X |
| 13) Are VOA vials free from headspace/bubbles > 6mm? | | ✓ | |

**Section 5: Explanations / Comments**

(If no comments are made, then no discrepancies noted.)

Sample -001 headspace >6mm in 2/4 unpreserved vials, 3/3 HCl preserved vials

☐ **No additional discrepancies**

**Date Logged** 2-16-26 **By (print)** MSK **(sign)** _____

**Date Labeled** 2-16-26 **By (print)** MSK **(sign)** _____

ENTHALPY ANALYTICAL

# Analysis Results for 553203

Matt Breuer
Waste Connections
Chiquita Canyon Landfill
29201 Henry Mayo Drive
Castaic, CA 91384

Lab Job #: 553203
Project No: CCLF STORMWATER
Location: Chiquita Canyon Stormwater
Date Received: 02/15/26

**Sample ID:** SOUTH BASIN - WESTERN INLET | **Lab ID:** 553203-001 | **Matrix:** Water | **Collected:** 02/15/26 14:20

| 553203-001 Analyte | Result | Qual | Units | RL | MDL | DF | Batch | Prepared | Analyzed | Chemist |
|---|---|---|---|---|---|---|---|---|---|---|
| Method: EPA 1664A<br>Prep Method: METHOD | | | | | | | | | | |
| Total Oil and Grease | ND | | mg/L | 4.9 | 0.94 | 0.97 | 395496 | 02/17/26 | 02/18/26 | TTL |
| Method: EPA 200.7<br>Prep Method: EPA 3015A | | | | | | | | | | |
| Calcium | **57** | | mg/L | 0.10 | 0.022 | 1 | 395446 | 02/16/26 | 02/16/26 | KAM |
| Iron | **30** | | mg/L | 0.050 | 0.017 | 1 | 395446 | 02/16/26 | 02/16/26 | KAM |
| Magnesium | **14** | | mg/L | 0.10 | 0.010 | 1 | 395446 | 02/16/26 | 02/16/26 | KAM |
| Potassium | **7.1** | | mg/L | 0.50 | 0.15 | 1 | 395446 | 02/16/26 | 02/16/26 | KAM |
| Sodium | **110** | | mg/L | 0.50 | 0.017 | 1 | 395446 | 02/16/26 | 02/16/26 | KAM |
| Method: EPA 200.8<br>Prep Method: EPA 3015A | | | | | | | | | | |
| Boron | **190** | | ug/L | 100 | 77 | 10 | 395533 | 02/17/26 | 02/17/26 | KCD |
| Antimony | ND | | ug/L | 2.0 | 1.0 | 1 | 395459 | 02/16/26 | 02/17/26 | DXC |
| Arsenic | **6.5** | | ug/L | 2.0 | 0.27 | 1 | 395459 | 02/16/26 | 02/17/26 | DXC |
| Barium | **120** | | ug/L | 5.0 | 0.44 | 1 | 395459 | 02/16/26 | 02/17/26 | DXC |
| Beryllium | **0.65** | J | ug/L | 1.0 | 0.083 | 1 | 395459 | 02/16/26 | 02/17/26 | DXC |
| Cadmium | ND | | ug/L | 1.0 | 0.26 | 1 | 395459 | 02/16/26 | 02/17/26 | DXC |
| Chromium | **13** | | ug/L | 5.0 | 0.40 | 1 | 395459 | 02/16/26 | 02/17/26 | DXC |
| Cobalt | **6.2** | | ug/L | 1.0 | 0.13 | 1 | 395459 | 02/16/26 | 02/17/26 | DXC |
| Copper | **15** | | ug/L | 5.0 | 1.4 | 1 | 395459 | 02/16/26 | 02/17/26 | DXC |
| Lead | **8.9** | | ug/L | 5.0 | 0.23 | 1 | 395459 | 02/16/26 | 02/17/26 | DXC |
| Manganese | **210** | | ug/L | 10 | 4.5 | 1 | 395459 | 02/16/26 | 02/17/26 | DXC |
| Nickel | **12** | | ug/L | 5.0 | 0.89 | 1 | 395459 | 02/16/26 | 02/17/26 | DXC |
| Selenium | **8.1** | | ug/L | 4.0 | 1.8 | 1 | 395459 | 02/16/26 | 02/17/26 | DXC |
| Silver | ND | | ug/L | 5.0 | 0.36 | 1 | 395459 | 02/16/26 | 02/17/26 | DXC |
| Thallium | ND | | ug/L | 1.0 | 0.15 | 1 | 395459 | 02/16/26 | 02/17/26 | DXC |
| Tin | ND | | ug/L | 5.0 | 1.5 | 1 | 395459 | 02/16/26 | 02/17/26 | DXC |
| Vanadium | **28** | | ug/L | 5.0 | 0.36 | 1 | 395459 | 02/16/26 | 02/17/26 | DXC |
| Zinc | **37** | | ug/L | 10 | 7.4 | 1 | 395459 | 02/16/26 | 02/17/26 | DXC |
| Method: EPA 245.1<br>Prep Method: EPA 245.1 | | | | | | | | | | |
| Mercury | **0.14** | J | ug/L | 0.40 | 0.091 | 1 | 395444 | 02/16/26 | 02/16/26 | KAM |
| Method: EPA 300.0<br>Prep Method: METHOD | | | | | | | | | | |
| Fluoride | **0.31** | | mg/L | 0.20 | 0.062 | 1 | 395458 | 02/16/26 14:30 | 02/16/26 16:00 | KUM |
| Chloride | **27** | | mg/L | 1.0 | 0.27 | 1 | 395458 | 02/16/26 14:30 | 02/16/26 16:00 | KUM |
| Nitrogen, Nitrite | **0.01** | J | mg/L | 0.10 | 0.01 | 1 | 395458 | 02/16/26 14:30 | 02/16/26 16:00 | KUM |



Results for any subcontracted analyses are not included in this section.

ENTHALPY ANALYTICAL

# Analysis Results for 553203

| 553203-001 Analyte | Result | Qual | Units | RL | MDL | DF | Batch | Prepared | Analyzed | Chemist |
|---|---|---|---|---|---|---|---|---|---|---|
| Bromide | **0.11** | J | mg/L | 0.30 | 0.049 | 1 | 395458 | 02/16/26 14:30 | 02/16/26 16:00 | KUM |
| Nitrogen, Nitrate | **0.36** | | mg/L | 0.10 | 0.05 | 1 | 395458 | 02/16/26 14:30 | 02/16/26 16:00 | KUM |
| Sulfate | **230** | | mg/L | 5.0 | 1.3 | 5 | 395458 | 02/16/26 14:30 | 02/16/26 17:07 | KUM |
| Method: EPA 350.1<br>Prep Method: METHOD | | | | | | | | | | |
| Ammonia-N | **0.073** | J | mg/L | 0.10 | 0.068 | 1 | 395490 | 02/17/26 | 02/17/26 | JAK |
| Method: EPA 420.1<br>Prep Method: METHOD | | | | | | | | | | |
| Total Phenolics | ND | | mg/L | 0.010 | 0.0056 | 1 | 395514 | 02/17/26 | 02/17/26 | LVL |
| Method: EPA 625.1<br>Prep Method: EPA 3510C | | | | | | | | | | |
| Benzoic acid | ND | | ug/L | 48 | 10 | 0.95 | 395436 | 02/16/26 | 02/17/26 | MSS |
| 2-Methylphenol | ND | | ug/L | 9.5 | 3.1 | 0.95 | 395436 | 02/16/26 | 02/17/26 | MSS |
| Pyridine | ND | | ug/L | 9.5 | 2.7 | 0.95 | 395436 | 02/16/26 | 02/17/26 | MSS |
| Phenol | ND | | ug/L | 9.5 | 2.0 | 0.95 | 395436 | 02/16/26 | 02/17/26 | MSS |
| Naphthalene | ND | | ug/L | 9.5 | 3.4 | 0.95 | 395436 | 02/16/26 | 02/17/26 | MSS |
| 3-,4-Methylphenol | ND | | ug/L | 9.5 | 2.9 | 0.95 | 395436 | 02/16/26 | 02/17/26 | MSS |
| Cresol | ND | | ug/L | 9.5 | | 0.95 | 395436 | 02/16/26 | 02/17/26 | MSS |
| a-Terpineol | ND | | ug/L | 9.5 | 2.0 | 0.95 | 395436 | 02/16/26 | 02/17/26 | TJW |
| **Surrogates** | | | | **Limits** | | | | | | |
| 2-Fluorophenol | 29% | * | %REC | 36-95 | | 0.95 | 395436 | 02/16/26 | 02/17/26 | MSS |
| Phenol-d6 | 20% | * | %REC | 28-82 | | 0.95 | 395436 | 02/16/26 | 02/17/26 | MSS |
| 2,4,6-Tribromophenol | 32% | * | %REC | 61-140 | | 0.95 | 395436 | 02/16/26 | 02/17/26 | MSS |
| Nitrobenzene-d5 | 48% | | %REC | 48-123 | | 0.95 | 395436 | 02/16/26 | 02/17/26 | MSS |
| 2-Fluorobiphenyl | 30% | * | %REC | 51-105 | | 0.95 | 395436 | 02/16/26 | 02/17/26 | MSS |
| Terphenyl-d14 | 35% | * | %REC | 65-117 | | 0.95 | 395436 | 02/16/26 | 02/17/26 | MSS |
| Method: EPA 8081A<br>Prep Method: EPA 3510C | | | | | | | | | | |
| alpha-BHC | ND | | ug/L | 0.05 | 0.009 | 0.95 | 395462 | 02/16/26 | 02/17/26 | KMB |
| beta-BHC | ND | | ug/L | 0.05 | 0.01 | 0.95 | 395462 | 02/16/26 | 02/17/26 | KMB |
| gamma-BHC | ND | | ug/L | 0.05 | 0.008 | 0.95 | 395462 | 02/16/26 | 02/17/26 | KMB |
| delta-BHC | ND | | ug/L | 0.05 | 0.01 | 0.95 | 395462 | 02/16/26 | 02/17/26 | KMB |
| Heptachlor | ND | | ug/L | 0.05 | 0.01 | 0.95 | 395462 | 02/16/26 | 02/17/26 | KMB |
| Aldrin | ND | | ug/L | 0.05 | 0.01 | 0.95 | 395462 | 02/16/26 | 02/17/26 | KMB |
| Heptachlor epoxide | ND | | ug/L | 0.05 | 0.009 | 0.95 | 395462 | 02/16/26 | 02/17/26 | KMB |
| Endosulfan I | ND | | ug/L | 0.05 | 0.01 | 0.95 | 395462 | 02/16/26 | 02/17/26 | KMB |
| Dieldrin | ND | | ug/L | 0.09 | 0.01 | 0.95 | 395462 | 02/16/26 | 02/17/26 | KMB |
| 4,4'-DDE | ND | | ug/L | 0.09 | 0.01 | 0.95 | 395462 | 02/16/26 | 02/17/26 | KMB |
| Endrin | ND | | ug/L | 0.09 | 0.01 | 0.95 | 395462 | 02/16/26 | 02/17/26 | KMB |
| Endosulfan II | ND | | ug/L | 0.09 | 0.02 | 0.95 | 395462 | 02/16/26 | 02/17/26 | KMB |
| Endosulfan sulfate | ND | | ug/L | 0.09 | 0.01 | 0.95 | 395462 | 02/16/26 | 02/17/26 | KMB |
| 4,4'-DDD | ND | | ug/L | 0.09 | 0.01 | 0.95 | 395462 | 02/16/26 | 02/17/26 | KMB |
| Endrin aldehyde | ND | | ug/L | 0.09 | 0.02 | 0.95 | 395462 | 02/16/26 | 02/17/26 | KMB |
| Endrin ketone | ND | | ug/L | 0.09 | 0.02 | 0.95 | 395462 | 02/16/26 | 02/17/26 | KMB |
| 4,4'-DDT | ND | | ug/L | 0.09 | 0.03 | 0.95 | 395462 | 02/16/26 | 02/17/26 | KMB |
| Methoxychlor | ND | | ug/L | 0.09 | 0.03 | 0.95 | 395462 | 02/16/26 | 02/17/26 | KMB |
| Toxaphene | ND | | ug/L | 1.9 | 0.4 | 0.95 | 395462 | 02/16/26 | 02/17/26 | KMB |
| Chlordane (Technical) | ND | | ug/L | 0.9 | 0.2 | 0.95 | 395462 | 02/16/26 | 02/17/26 | KMB |
| **Surrogates** | | | | **Limits** | | | | | | |



Results for any subcontracted analyses are not included in this section.

ENTHALPY ANALYTICAL

# Analysis Results for 553203

| 553203-001 Analyte | Result | Qual | Units | RL | MDL | DF | Batch | Prepared | Analyzed | Chemist |
|---|---|---|---|---|---|---|---|---|---|---|
| TCMX | 74% | | %REC | 29-120 | | 0.95 | 395462 | 02/16/26 | 02/17/26 | KMB |
| Decachlorobiphenyl | 88% | | %REC | 33-132 | | 0.95 | 395462 | 02/16/26 | 02/17/26 | KMB |
| Method: EPA 8082<br>Prep Method: EPA 3510C | | | | | | | | | | |
| Aroclor-1016 | ND | | ug/L | 0.47 | 0.29 | 0.95 | 395462 | 02/16/26 | 02/17/26 | KMB |
| Aroclor-1221 | ND | | ug/L | 0.47 | 0.44 | 0.95 | 395462 | 02/16/26 | 02/17/26 | KMB |
| Aroclor-1232 | ND | | ug/L | 0.47 | 0.26 | 0.95 | 395462 | 02/16/26 | 02/17/26 | KMB |
| Aroclor-1242 | ND | | ug/L | 0.47 | 0.27 | 0.95 | 395462 | 02/16/26 | 02/17/26 | KMB |
| Aroclor-1248 | ND | | ug/L | 0.47 | 0.22 | 0.95 | 395462 | 02/16/26 | 02/17/26 | KMB |
| Aroclor-1254 | ND | | ug/L | 0.47 | 0.25 | 0.95 | 395462 | 02/16/26 | 02/17/26 | KMB |
| Aroclor-1260 | ND | | ug/L | 0.47 | 0.31 | 0.95 | 395462 | 02/16/26 | 02/17/26 | KMB |
| Aroclor-1262 | ND | | ug/L | 0.47 | 0.28 | 0.95 | 395462 | 02/16/26 | 02/17/26 | KMB |
| Aroclor-1268 | ND | | ug/L | 0.47 | 0.25 | 0.95 | 395462 | 02/16/26 | 02/17/26 | KMB |
| **Surrogates** | | | | **Limits** | | | | | | |
| Decachlorobiphenyl (PCB) | 73% | | %REC | 28-138 | | 0.95 | 395462 | 02/16/26 | 02/17/26 | KMB |
| Method: EPA 8260B<br>Prep Method: EPA 5030B | | | | | | | | | | |
| Carbon Disulfide | ND | | ug/L | 5.0 | 0.1 | 1 | 395452 | 02/16/26 | 02/16/26 | ZST |
| Chloroprene | ND | | ug/L | 200 | 2.7 | 1 | 395452 | 02/16/26 | 02/16/26 | ZST |
| 3-Chloropropene | ND | | ug/L | 5.0 | 0.2 | 1 | 395452 | 02/16/26 | 02/16/26 | ZST |
| Ethyl methacrylate | ND | | ug/L | 50 | 3.9 | 1 | 395452 | 02/16/26 | 02/16/26 | ZST |
| Ethanol | ND | | ug/L | 500 | 160 | 1 | 395452 | 02/16/26 | 02/16/26 | ZST |
| 2-Hexanone | ND | | ug/L | 5.0 | 1.3 | 1 | 395452 | 02/16/26 | 02/16/26 | ZST |
| Isopropanol (IPA) | ND | | ug/L | 200 | 96 | 1 | 395452 | 02/16/26 | 02/16/26 | ZST |
| Methyl acrylonitrile | ND | | ug/L | 35 | 4.2 | 1 | 395452 | 02/16/26 | 02/16/26 | ZST |
| Vinyl Acetate | ND | | ug/L | 50 | 3.2 | 1 | 395452 | 02/16/26 | 02/16/26 | ZST |
| Acrolein | ND | | ug/L | 200 | 2.6 | 1 | 395452 | 02/16/26 | 02/16/26 | ZST |
| Acrylonitrile | ND | | ug/L | 10 | 0.7 | 1 | 395452 | 02/16/26 | 02/16/26 | ZST |
| Freon 12 | ND | | ug/L | 5.0 | 0.2 | 1 | 395452 | 02/16/26 | 02/16/26 | ZST |
| Chloromethane | ND | | ug/L | 5.0 | 0.09 | 1 | 395452 | 02/16/26 | 02/16/26 | ZST |
| Vinyl Chloride | ND | | ug/L | 5.0 | 0.1 | 1 | 395452 | 02/16/26 | 02/16/26 | ZST |
| Bromomethane | ND | | ug/L | 5.0 | 0.1 | 1 | 395452 | 02/16/26 | 02/16/26 | ZST |
| Chloroethane | ND | | ug/L | 5.0 | 0.1 | 1 | 395452 | 02/16/26 | 02/16/26 | ZST |
| Trichlorofluoromethane | ND | | ug/L | 5.0 | 0.1 | 1 | 395452 | 02/16/26 | 02/16/26 | ZST |
| Iodomethane | ND | | ug/L | 5.0 | | 1 | 395452 | 02/16/26 | 02/16/26 | ZST |
| Acetone | **130** | | ug/L | 100 | 14 | 1 | 395452 | 02/16/26 | 02/16/26 | ZST |
| Freon 113 | ND | | ug/L | 5.0 | 0.1 | 1 | 395452 | 02/16/26 | 02/16/26 | ZST |
| 1,1-Dichloroethene | ND | | ug/L | 5.0 | 0.1 | 1 | 395452 | 02/16/26 | 02/16/26 | ZST |
| Methylene Chloride | ND | | ug/L | 10 | 0.2 | 1 | 395452 | 02/16/26 | 02/16/26 | ZST |
| MTBE | ND | | ug/L | 5.0 | 0.1 | 1 | 395452 | 02/16/26 | 02/16/26 | ZST |
| trans-1,2-Dichloroethene | ND | | ug/L | 5.0 | 0.1 | 1 | 395452 | 02/16/26 | 02/16/26 | ZST |
| 1,1-Dichloroethane | ND | | ug/L | 5.0 | 0.09 | 1 | 395452 | 02/16/26 | 02/16/26 | ZST |
| 2-Butanone | **58** | | ug/L | 10 | 1.3 | 1 | 395452 | 02/16/26 | 02/16/26 | ZST |
| cis-1,2-Dichloroethene | ND | | ug/L | 5.0 | 0.1 | 1 | 395452 | 02/16/26 | 02/16/26 | ZST |
| 2,2-Dichloropropane | ND | | ug/L | 5.0 | 0.2 | 1 | 395452 | 02/16/26 | 02/16/26 | ZST |
| Chloroform | ND | | ug/L | 5.0 | 0.08 | 1 | 395452 | 02/16/26 | 02/16/26 | ZST |
| Bromochloromethane | ND | | ug/L | 5.0 | 0.1 | 1 | 395452 | 02/16/26 | 02/16/26 | ZST |
| 1,1,1-Trichloroethane | ND | | ug/L | 5.0 | 0.1 | 1 | 395452 | 02/16/26 | 02/16/26 | ZST |
| 1,1-Dichloropropene | ND | | ug/L | 5.0 | 0.1 | 1 | 395452 | 02/16/26 | 02/16/26 | ZST |
| Carbon Tetrachloride | ND | | ug/L | 5.0 | 0.1 | 1 | 395452 | 02/16/26 | 02/16/26 | ZST |
| 1,2-Dichloroethane | ND | | ug/L | 5.0 | 0.2 | 1 | 395452 | 02/16/26 | 02/16/26 | ZST |



Results for any subcontracted analyses are not included in this section.

ENTHALPY ANALYTICAL

# Analysis Results for 553203

| 553203-001 Analyte | Result | Qual | Units | RL | MDL | DF | Batch | Prepared | Analyzed | Chemist |
|---|---|---|---|---|---|---|---|---|---|---|
| Benzene | ND | | ug/L | 1.0 | 0.1 | 1 | 395452 | 02/16/26 | 02/16/26 | ZST |
| Trichloroethene | ND | | ug/L | 5.0 | 0.1 | 1 | 395452 | 02/16/26 | 02/16/26 | ZST |
| 1,2-Dichloropropane | ND | | ug/L | 5.0 | 0.09 | 1 | 395452 | 02/16/26 | 02/16/26 | ZST |
| Bromodichloromethane | ND | | ug/L | 5.0 | 0.07 | 1 | 395452 | 02/16/26 | 02/16/26 | ZST |
| Dibromomethane | ND | | ug/L | 5.0 | 0.1 | 1 | 395452 | 02/16/26 | 02/16/26 | ZST |
| 4-Methyl-2-Pentanone | **1.1** | J | ug/L | 5.0 | 1.0 | 1 | 395452 | 02/16/26 | 02/16/26 | ZST |
| cis-1,3-Dichloropropene | ND | | ug/L | 5.0 | 0.1 | 1 | 395452 | 02/16/26 | 02/16/26 | ZST |
| Toluene | ND | | ug/L | 5.0 | 0.1 | 1 | 395452 | 02/16/26 | 02/16/26 | ZST |
| trans-1,3-Dichloropropene | ND | | ug/L | 5.0 | 0.09 | 1 | 395452 | 02/16/26 | 02/16/26 | ZST |
| 1,1,2-Trichloroethane | ND | | ug/L | 5.0 | 0.1 | 1 | 395452 | 02/16/26 | 02/16/26 | ZST |
| 1,3-Dichloropropane | ND | | ug/L | 5.0 | 0.07 | 1 | 395452 | 02/16/26 | 02/16/26 | ZST |
| Tetrachloroethene | ND | | ug/L | 5.0 | 0.2 | 1 | 395452 | 02/16/26 | 02/16/26 | ZST |
| Dibromochloromethane | ND | | ug/L | 5.0 | 0.1 | 1 | 395452 | 02/16/26 | 02/16/26 | ZST |
| 1,2-Dibromoethane | ND | | ug/L | 5.0 | 0.1 | 1 | 395452 | 02/16/26 | 02/16/26 | ZST |
| Chlorobenzene | ND | | ug/L | 5.0 | 0.1 | 1 | 395452 | 02/16/26 | 02/16/26 | ZST |
| 1,1,1,2-Tetrachloroethane | ND | | ug/L | 5.0 | 0.07 | 1 | 395452 | 02/16/26 | 02/16/26 | ZST |
| Ethylbenzene | ND | | ug/L | 5.0 | 0.1 | 1 | 395452 | 02/16/26 | 02/16/26 | ZST |
| m,p-Xylenes | ND | | ug/L | 5.0 | 0.2 | 1 | 395452 | 02/16/26 | 02/16/26 | ZST |
| o-Xylene | ND | | ug/L | 5.0 | 0.1 | 1 | 395452 | 02/16/26 | 02/16/26 | ZST |
| Styrene | ND | | ug/L | 5.0 | 0.1 | 1 | 395452 | 02/16/26 | 02/16/26 | ZST |
| Bromoform | ND | | ug/L | 5.0 | 0.06 | 1 | 395452 | 02/16/26 | 02/16/26 | ZST |
| Isopropylbenzene | ND | | ug/L | 5.0 | 0.1 | 1 | 395452 | 02/16/26 | 02/16/26 | ZST |
| 1,1,2,2-Tetrachloroethane | ND | | ug/L | 5.0 | 0.1 | 1 | 395452 | 02/16/26 | 02/16/26 | ZST |
| 1,2,3-Trichloropropane | ND | | ug/L | 5.0 | 0.3 | 1 | 395452 | 02/16/26 | 02/16/26 | ZST |
| Propylbenzene | ND | | ug/L | 5.0 | 0.1 | 1 | 395452 | 02/16/26 | 02/16/26 | ZST |
| Bromobenzene | ND | | ug/L | 5.0 | 0.1 | 1 | 395452 | 02/16/26 | 02/16/26 | ZST |
| 1,3,5-Trimethylbenzene | ND | | ug/L | 5.0 | 0.1 | 1 | 395452 | 02/16/26 | 02/16/26 | ZST |
| 2-Chlorotoluene | ND | | ug/L | 5.0 | 0.1 | 1 | 395452 | 02/16/26 | 02/16/26 | ZST |
| 4-Chlorotoluene | ND | | ug/L | 5.0 | 0.2 | 1 | 395452 | 02/16/26 | 02/16/26 | ZST |
| tert-Butylbenzene | ND | | ug/L | 5.0 | 0.1 | 1 | 395452 | 02/16/26 | 02/16/26 | ZST |
| 1,2,4-Trimethylbenzene | ND | | ug/L | 5.0 | 0.1 | 1 | 395452 | 02/16/26 | 02/16/26 | ZST |
| sec-Butylbenzene | ND | | ug/L | 5.0 | 0.2 | 1 | 395452 | 02/16/26 | 02/16/26 | ZST |
| para-Isopropyl Toluene | ND | | ug/L | 5.0 | 0.2 | 1 | 395452 | 02/16/26 | 02/16/26 | ZST |
| 1,3-Dichlorobenzene | ND | | ug/L | 5.0 | 0.1 | 1 | 395452 | 02/16/26 | 02/16/26 | ZST |
| 1,4-Dichlorobenzene | ND | | ug/L | 5.0 | 0.2 | 1 | 395452 | 02/16/26 | 02/16/26 | ZST |
| n-Butylbenzene | ND | | ug/L | 5.0 | 0.1 | 1 | 395452 | 02/16/26 | 02/16/26 | ZST |
| 1,2-Dichlorobenzene | ND | | ug/L | 5.0 | 0.1 | 1 | 395452 | 02/16/26 | 02/16/26 | ZST |
| 1,2-Dibromo-3-Chloropropane | ND | | ug/L | 5.0 | 0.6 | 1 | 395452 | 02/16/26 | 02/16/26 | ZST |
| 1,2,4-Trichlorobenzene | ND | | ug/L | 5.0 | 0.3 | 1 | 395452 | 02/16/26 | 02/16/26 | ZST |
| Hexachlorobutadiene | ND | | ug/L | 5.0 | 0.3 | 1 | 395452 | 02/16/26 | 02/16/26 | ZST |
| 1,2,3-Trichlorobenzene | ND | | ug/L | 5.0 | 0.3 | 1 | 395452 | 02/16/26 | 02/16/26 | ZST |
| cis-1,4-Dichloro-2-butene | ND | | ug/L | 5.0 | 0.3 | 1 | 395452 | 02/16/26 | 02/16/26 | ZST |
| trans-1,4-Dichloro-2-butene | ND | | ug/L | 5.0 | 0.3 | 1 | 395452 | 02/16/26 | 02/16/26 | ZST |
| Xylene (total) | ND | | ug/L | 5.0 | | 1 | 395452 | 02/16/26 | 02/16/26 | ZST |
| **Surrogates** | | | | **Limits** | | | | | | |
| Dibromofluoromethane | 101% | | %REC | 70-130 | | 1 | 395452 | 02/16/26 | 02/16/26 | ZST |
| 1,2-Dichloroethane-d4 | 106% | | %REC | 70-130 | | 1 | 395452 | 02/16/26 | 02/16/26 | ZST |
| Toluene-d8 | 100% | | %REC | 70-130 | | 1 | 395452 | 02/16/26 | 02/16/26 | ZST |
| Bromofluorobenzene | 104% | | %REC | 70-130 | | 1 | 395452 | 02/16/26 | 02/16/26 | ZST |
| Method: EPA 8270C-SIM<br>Prep Method: EPA 3535 | | | | | | | | | | |
| 1,4-Dioxane | **15** | | ug/L | 1.0 | 0.84 | 1 | 395455 | 02/16/26 | 02/17/26 | MSS |



Results for any subcontracted analyses are not included in this section.

ENTHALPY ANALYTICAL

# Analysis Results for 553203

| 553203-001 Analyte | Result | Qual | Units | RL | MDL | DF | Batch | Prepared | Analyzed | Chemist |
|---|---|---|---|---|---|---|---|---|---|---|
| **Surrogates** | | | | **Limits** | | | | | | |
| 1,4-Dioxane-d8 (SUR) | 97% | | %REC | 80-120 | | 1 | 395455 | 02/16/26 | 02/17/26 | MSS |
| Method: EPA 8270E<br>Prep Method: EPA 3510C | | | | | | | | | | |
| Carbazole | ND | | ug/L | 9.5 | 2.6 | 0.95 | 395436 | 02/16/26 | 02/17/26 | MSS |
| N-Nitrosodimethylamine | ND | | ug/L | 9.5 | 2.7 | 0.95 | 395436 | 02/16/26 | 02/17/26 | MSS |
| Aniline | ND | | ug/L | 9.5 | 2.7 | 0.95 | 395436 | 02/16/26 | 02/17/26 | MSS |
| bis(2-Chloroethyl)ether | ND | | ug/L | 24 | 3.5 | 0.95 | 395436 | 02/16/26 | 02/17/26 | MSS |
| 2-Chlorophenol | ND | | ug/L | 9.5 | 3.5 | 0.95 | 395436 | 02/16/26 | 02/17/26 | MSS |
| 1,3-Dichlorobenzene | ND | | ug/L | 9.5 | 3.1 | 0.95 | 395436 | 02/16/26 | 02/17/26 | MSS |
| 1,4-Dichlorobenzene | ND | | ug/L | 9.5 | 3.2 | 0.95 | 395436 | 02/16/26 | 02/17/26 | MSS |
| Benzyl alcohol | ND | | ug/L | 24 | 5.5 | 0.95 | 395436 | 02/16/26 | 02/17/26 | MSS |
| 1,2-Dichlorobenzene | ND | | ug/L | 9.5 | 3.2 | 0.95 | 395436 | 02/16/26 | 02/17/26 | MSS |
| bis(2-Chloroisopropyl) ether | ND | | ug/L | 9.5 | 3.7 | 0.95 | 395436 | 02/16/26 | 02/17/26 | MSS |
| N-Nitroso-di-n-propylamine | ND | | ug/L | 9.5 | 3.7 | 0.95 | 395436 | 02/16/26 | 02/17/26 | MSS |
| Hexachloroethane | ND | | ug/L | 9.5 | 2.9 | 0.95 | 395436 | 02/16/26 | 02/17/26 | MSS |
| Nitrobenzene | ND | | ug/L | 24 | 8.0 | 0.95 | 395436 | 02/16/26 | 02/17/26 | MSS |
| Isophorone | ND | | ug/L | 9.5 | 3.5 | 0.95 | 395436 | 02/16/26 | 02/17/26 | MSS |
| 2-Nitrophenol | ND | | ug/L | 9.5 | 5.2 | 0.95 | 395436 | 02/16/26 | 02/17/26 | MSS |
| 2,4-Dimethylphenol | ND | | ug/L | 9.5 | 3.1 | 0.95 | 395436 | 02/16/26 | 02/17/26 | MSS |
| bis(2-Chloroethoxy)methane | ND | | ug/L | 9.5 | 3.5 | 0.95 | 395436 | 02/16/26 | 02/17/26 | MSS |
| 2,4-Dichlorophenol | ND | | ug/L | 9.5 | 3.5 | 0.95 | 395436 | 02/16/26 | 02/17/26 | MSS |
| 1,2,4-Trichlorobenzene | ND | | ug/L | 9.5 | 3.3 | 0.95 | 395436 | 02/16/26 | 02/17/26 | MSS |
| 4-Chloroaniline | ND | | ug/L | 9.5 | 2.9 | 0.95 | 395436 | 02/16/26 | 02/17/26 | MSS |
| Hexachlorobutadiene | ND | | ug/L | 9.5 | 2.1 | 0.95 | 395436 | 02/16/26 | 02/17/26 | MSS |
| 4-Chloro-3-methylphenol | ND | | ug/L | 9.5 | 3.4 | 0.95 | 395436 | 02/16/26 | 02/17/26 | MSS |
| 2-Methylnaphthalene | ND | | ug/L | 9.5 | 3.2 | 0.95 | 395436 | 02/16/26 | 02/17/26 | MSS |
| Hexachlorocyclopentadiene | ND | | ug/L | 24 | 7.4 | 0.95 | 395436 | 02/16/26 | 02/17/26 | MSS |
| 2,4,6-Trichlorophenol | ND | | ug/L | 9.5 | 3.9 | 0.95 | 395436 | 02/16/26 | 02/17/26 | MSS |
| 2,4,5-Trichlorophenol | ND | | ug/L | 9.5 | 3.5 | 0.95 | 395436 | 02/16/26 | 02/17/26 | MSS |
| 2-Chloronaphthalene | ND | | ug/L | 9.5 | 3.3 | 0.95 | 395436 | 02/16/26 | 02/17/26 | MSS |
| 2-Nitroaniline | ND | | ug/L | 48 | 4.1 | 0.95 | 395436 | 02/16/26 | 02/17/26 | MSS |
| Dimethylphthalate | ND | | ug/L | 9.5 | 3.3 | 0.95 | 395436 | 02/16/26 | 02/17/26 | MSS |
| Acenaphthylene | ND | | ug/L | 9.5 | 3.7 | 0.95 | 395436 | 02/16/26 | 02/17/26 | MSS |
| 2,6-Dinitrotoluene | ND | | ug/L | 9.5 | 4.2 | 0.95 | 395436 | 02/16/26 | 02/17/26 | MSS |
| 3-Nitroaniline | ND | | ug/L | 9.5 | 3.8 | 0.95 | 395436 | 02/16/26 | 02/17/26 | MSS |
| Acenaphthene | ND | | ug/L | 9.5 | 3.1 | 0.95 | 395436 | 02/16/26 | 02/17/26 | MSS |
| 2,4-Dinitrophenol | ND | | ug/L | 48 | 14 | 0.95 | 395436 | 02/16/26 | 02/17/26 | MSS |
| 4-Nitrophenol | ND | | ug/L | 48 | 8.1 | 0.95 | 395436 | 02/16/26 | 02/17/26 | MSS |
| Dibenzofuran | ND | | ug/L | 9.5 | 3.1 | 0.95 | 395436 | 02/16/26 | 02/17/26 | MSS |
| 2,4-Dinitrotoluene | ND | | ug/L | 9.5 | 4.1 | 0.95 | 395436 | 02/16/26 | 02/17/26 | MSS |
| Diethylphthalate | ND | | ug/L | 9.5 | 2.8 | 0.95 | 395436 | 02/16/26 | 02/17/26 | MSS |
| Fluorene | ND | | ug/L | 9.5 | 3.0 | 0.95 | 395436 | 02/16/26 | 02/17/26 | MSS |
| 4-Chlorophenyl-phenylether | ND | | ug/L | 9.5 | 2.9 | 0.95 | 395436 | 02/16/26 | 02/17/26 | MSS |
| 4-Nitroaniline | ND | | ug/L | 9.5 | 3.2 | 0.95 | 395436 | 02/16/26 | 02/17/26 | MSS |
| 4,6-Dinitro-2-methylphenol | ND | | ug/L | 48 | 16 | 0.95 | 395436 | 02/16/26 | 02/17/26 | MSS |
| N-Nitrosodiphenylamine | ND | | ug/L | 9.5 | 3.8 | 0.95 | 395436 | 02/16/26 | 02/17/26 | MSS |
| 1,2-diphenylhydrazine (as azobenzene) | ND | | ug/L | 9.5 | 2.8 | 0.95 | 395436 | 02/16/26 | 02/17/26 | MSS |
| 4-Bromophenyl-phenylether | ND | | ug/L | 9.5 | 3.1 | 0.95 | 395436 | 02/16/26 | 02/17/26 | MSS |
| Hexachlorobenzene | ND | | ug/L | 9.5 | 2.9 | 0.95 | 395436 | 02/16/26 | 02/17/26 | MSS |



Results for any subcontracted analyses are not included in this section.

ENTHALPY ANALYTICAL

# Analysis Results for 553203

| 553203-001 Analyte | Result | Qual | Units | RL | MDL | DF | Batch | Prepared | Analyzed | Chemist |
|---|---|---|---|---|---|---|---|---|---|---|
| Pentachlorophenol | ND | | ug/L | 24 | 5.4 | 0.95 | 395436 | 02/16/26 | 02/17/26 | MSS |
| Phenanthrene | ND | | ug/L | 9.5 | 2.8 | 0.95 | 395436 | 02/16/26 | 02/17/26 | MSS |
| Anthracene | ND | | ug/L | 9.5 | 2.7 | 0.95 | 395436 | 02/16/26 | 02/17/26 | MSS |
| Di-n-butylphthalate | ND | | ug/L | 9.5 | 2.9 | 0.95 | 395436 | 02/16/26 | 02/17/26 | MSS |
| Fluoranthene | ND | | ug/L | 9.5 | 2.7 | 0.95 | 395436 | 02/16/26 | 02/17/26 | MSS |
| Benzidine | ND | | ug/L | 48 | 18 | 0.95 | 395436 | 02/16/26 | 02/17/26 | MSS |
| Pyrene | ND | | ug/L | 9.5 | 2.6 | 0.95 | 395436 | 02/16/26 | 02/17/26 | MSS |
| Butylbenzylphthalate | ND | | ug/L | 9.5 | 3.5 | 0.95 | 395436 | 02/16/26 | 02/17/26 | MSS |
| 3,3'-Dichlorobenzidine | ND | | ug/L | 24 | 4.9 | 0.95 | 395436 | 02/16/26 | 02/17/26 | MSS |
| Benzo(a)anthracene | ND | | ug/L | 9.5 | 2.3 | 0.95 | 395436 | 02/16/26 | 02/17/26 | MSS |
| Chrysene | ND | | ug/L | 9.5 | 2.4 | 0.95 | 395436 | 02/16/26 | 02/17/26 | MSS |
| bis(2-Ethylhexyl)phthalate | ND | | ug/L | 9.5 | 3.2 | 0.95 | 395436 | 02/16/26 | 02/17/26 | MSS |
| Di-n-octylphthalate | ND | | ug/L | 9.5 | 4.5 | 0.95 | 395436 | 02/16/26 | 02/17/26 | MSS |
| Benzo(b)fluoranthene | ND | | ug/L | 9.5 | 2.9 | 0.95 | 395436 | 02/16/26 | 02/17/26 | MSS |
| Benzo(k)fluoranthene | ND | | ug/L | 9.5 | 3.0 | 0.95 | 395436 | 02/16/26 | 02/17/26 | MSS |
| Benzo(a)pyrene | ND | | ug/L | 9.5 | 3.0 | 0.95 | 395436 | 02/16/26 | 02/17/26 | MSS |
| Indeno(1,2,3-cd)pyrene | ND | | ug/L | 9.5 | 4.0 | 0.95 | 395436 | 02/16/26 | 02/17/26 | MSS |
| Dibenz(a,h)anthracene | ND | | ug/L | 9.5 | 4.0 | 0.95 | 395436 | 02/16/26 | 02/17/26 | MSS |
| Benzo(g,h,i)perylene | ND | | ug/L | 9.5 | 3.9 | 0.95 | 395436 | 02/16/26 | 02/17/26 | MSS |
| **Surrogates** | | | | **Limits** | | | | | | |
| 2-Fluorophenol | 29% | | %REC | 15-120 | | 0.95 | 395436 | 02/16/26 | 02/17/26 | MSS |
| Phenol-d6 | 20% | | %REC | 15-120 | | 0.95 | 395436 | 02/16/26 | 02/17/26 | MSS |
| 2,4,6-Tribromophenol | 32% | | %REC | 15-140 | | 0.95 | 395436 | 02/16/26 | 02/17/26 | MSS |
| Nitrobenzene-d5 | 48% | | %REC | 15-123 | | 0.95 | 395436 | 02/16/26 | 02/17/26 | MSS |
| 2-Fluorobiphenyl | 30% | | %REC | 15-120 | | 0.95 | 395436 | 02/16/26 | 02/17/26 | MSS |
| Terphenyl-d14 | 35% | | %REC | 15-120 | | 0.95 | 395436 | 02/16/26 | 02/17/26 | MSS |
| Method: SM 4500-CN-E<br>Prep Method: METHOD | | | | | | | | | | |
| Cyanide | ND | | mg/L | 0.0050 | 0.0017 | 0.5 | 395536 | 02/17/26 | 02/18/26 | JAK |
| Method: SM 4500-S2-D<br>Prep Method: METHOD | | | | | | | | | | |
| Sulfide | ND | | mg/L | 0.10 | | 1 | 395526 | 02/17/26 | 02/17/26 | LVL |
| Method: SM 5310B<br>Prep Method: SM 5310B | | | | | | | | | | |
| Total Organic Carbon | **200** | | mg/L | 3.0 | 1.5 | 3 | 395528 | 02/17/26 | 02/17/26 | BDR |
| Method: SM 9221B<br>Prep Method: METHOD | | | | | | | | | | |
| Coliform, Total | **1,600** | | MPN/100ml | 1.8 | | 1 | 395513 | 02/15/26 17:50 | 02/18/26 15:32 | LXT |
| Method: SM 9221F | | | | | | | | | | |
| Coliform, E. Coli | **130** | | MPN/100ml | 1.8 | | 1 | 395513 | 02/15/26 17:50 | 02/17/26 16:45 | LXT |
| Method: SM2130B | | | | | | | | | | |
| Turbidity | **1,500** | | NTU | 0.20 | 0.12 | 1 | 395530 | 02/17/26 14:07 | 02/17/26 14:07 | TRR |
| Method: SM2320B<br>Prep Method: METHOD | | | | | | | | | | |
| Bicarbonate | **100** | | mg/L | 3.0 | | 1.3 | 395653 | 02/18/26 | 02/18/26 | WWC |
| Alkalinity, Total as CaCO3 | **84** | | mg/L | 2.5 | | 1.3 | 395653 | 02/18/26 | 02/18/26 | WWC |
| Method: SM2510B<br>Prep Method: METHOD | | | | | | | | | | |



Results for any subcontracted analyses are not included in this section.

ENTHALPY ANALYTICAL

# Analysis Results for 553203

| 553203-001 Analyte | Result | Qual | Units | RL | MDL | DF | Batch | Prepared | Analyzed | Chemist |
|---|---|---|---|---|---|---|---|---|---|---|
| Specific Conductance | **780** | | umhos/cm | 1.0 | | 1 | 395449 | 02/16/26 | 02/16/26 | AAB |
| Method: SM2540C<br>Prep Method: METHOD | | | | | | | | | | |
| Total Dissolved Solids | **530** | | mg/L | 20 | | 2 | 395448 | 02/16/26 | 02/17/26 | AAB |
| Method: SM2540D<br>Prep Method: METHOD | | | | | | | | | | |
| Total Suspended Solids | **7,800** | | mg/L | 0.5 | | 1 | 395502 | 02/17/26 | 02/17/26 | JAG |
| Method: SM5210B<br>Prep Method: METHOD | | | | | | | | | | |
| Biochemical Oxygen Demand | **3.8** | BOD5 | mg/L | 3.0 | | 1 | 395456 | 02/16/26 14:46 | 02/21/26 15:25 | AAB |
| Method: SM5220D<br>Prep Method: SM 5220D | | | | | | | | | | |
| Chemical Oxygen Demand | **2.0** | J | mg/L | 4.0 | 2.0 | 1 | 395517 | 02/17/26 | 02/17/26 | RDL |

* Value is outside QC limits
BOD5 Estimated result, under-depleted, highest volume replicate reported
J Estimated value
ND Not Detected



Results for any subcontracted analyses are not included in this section.

ENTHALPY ANALYTICAL

# Batch QC

| | | |
|---|---|---|
| **Type: Blank** | **Lab ID: QC1341120** | **Batch: 395496** |
| **Matrix: Water** | **Method: EPA 1664A** | **Prep Method: METHOD** |

| QC1341120 Analyte | Result | Qual | Units | RL | MDL | Prepared | Analyzed |
|---|---|---|---|---|---|---|---|
| Total Oil and Grease | ND | | mg/L | 5.0 | 0.97 | 02/17/26 | 02/18/26 |

| | | |
|---|---|---|
| **Type: Lab Control Sample** | **Lab ID: QC1341121** | **Batch: 395496** |
| **Matrix: Water** | **Method: EPA 1664A** | **Prep Method: METHOD** |

| QC1341121 Analyte | Result | Spiked | Units | Recovery | Qual | Limits |
|---|---|---|---|---|---|---|
| Total Oil and Grease | 36.30 | 40.00 | mg/L | 91% | | 78-114 |

| | | |
|---|---|---|
| **Type: Lab Control Sample Duplicate** | **Lab ID: QC1341122** | **Batch: 395496** |
| **Matrix: Water** | **Method: EPA 1664A** | **Prep Method: METHOD** |

| QC1341122 Analyte | Result | Spiked | Units | Recovery | Qual | Limits | RPD | RPD Lim |
|---|---|---|---|---|---|---|---|---|
| Total Oil and Grease | 36.10 | 40.00 | mg/L | 90% | | 78-114 | 1 | 18 |

| | | |
|---|---|---|
| **Type: Blank** | **Lab ID: QC1340930** | **Batch: 395446** |
| **Matrix: Water** | **Method: EPA 200.7** | **Prep Method: EPA 3015A** |

| QC1340930 Analyte | Result | Qual | Units | RL | MDL | Prepared | Analyzed |
|---|---|---|---|---|---|---|---|
| Calcium | ND | | mg/L | 0.10 | 0.0095 | 02/16/26 | 02/16/26 |
| Iron | ND | | mg/L | 0.020 | 0.017 | 02/16/26 | 02/16/26 |
| Magnesium | ND | | mg/L | 0.10 | 0.017 | 02/16/26 | 02/16/26 |
| Potassium | ND | | mg/L | 0.50 | 0.20 | 02/16/26 | 02/16/26 |
| Sodium | ND | | mg/L | 0.50 | 0.017 | 02/16/26 | 02/16/26 |

| | | |
|---|---|---|
| **Type: Lab Control Sample** | **Lab ID: QC1340931** | **Batch: 395446** |
| **Matrix: Water** | **Method: EPA 200.7** | **Prep Method: EPA 3015A** |

| QC1340931 Analyte | Result | Spiked | Units | Recovery | Qual | Limits |
|---|---|---|---|---|---|---|
| Calcium | 21.34 | 20.40 | mg/L | 105% | | 85-115 |
| Iron | 0.4100 | 0.4000 | mg/L | 103% | | 85-115 |
| Magnesium | 21.30 | 20.40 | mg/L | 104% | | 85-115 |
| Potassium | 24.53 | 24.00 | mg/L | 102% | | 85-115 |
| Sodium | 20.70 | 20.40 | mg/L | 101% | | 85-115 |

ENTHALPY ANALYTICAL

# Batch QC

| Type: | Matrix Spike | Lab ID: | QC1340932 | Batch: | 395446 |
|---|---|---|---|---|---|
| Matrix (Source ID): | Water (553067-001) | Method: | EPA 200.7 | Prep Method: | EPA 3015A |

| QC1340932 Analyte | Result | Source Sample Result | Spiked | Units | Recovery | Qual | Limits | DF |
|---|---|---|---|---|---|---|---|---|
| Calcium | 28.78 | 8.803 | 20.40 | mg/L | 98% | | 75-125 | 1 |
| Iron | 0.4967 | 0.1047 | 0.4000 | mg/L | 98% | | 75-125 | 1 |
| Magnesium | 26.08 | 6.395 | 20.40 | mg/L | 96% | | 75-125 | 1 |
| Potassium | 40.14 | 15.85 | 24.00 | mg/L | 101% | | 75-125 | 1 |
| Sodium | 1,295 | 1300 | 20.40 | mg/L | -24% | E,NM | 75-125 | 1 |

| Type: | Matrix Spike Duplicate | Lab ID: | QC1340933 | Batch: | 395446 |
|---|---|---|---|---|---|
| Matrix (Source ID): | Water (553067-001) | Method: | EPA 200.7 | Prep Method: | EPA 3015A |

| QC1340933 Analyte | Result | Source Sample Result | Spiked | Units | Recovery | Qual | Limits | RPD | RPD Lim | DF |
|---|---|---|---|---|---|---|---|---|---|---|
| Calcium | 28.44 | 8.803 | 20.40 | mg/L | 96% | | 75-125 | 1 | 20 | 1 |
| Iron | 0.4812 | 0.1047 | 0.4000 | mg/L | 94% | | 75-125 | 3 | 20 | 1 |
| Magnesium | 25.75 | 6.395 | 20.40 | mg/L | 95% | | 75-125 | 1 | 20 | 1 |
| Potassium | 39.72 | 15.85 | 24.00 | mg/L | 99% | | 75-125 | 1 | 20 | 1 |
| Sodium | 1,296 | 1300 | 20.40 | mg/L | -18% | E,NM | 75-125 | | 20 | 1 |

| Type: | Serial Dilution | Lab ID: | QC1340960 | Batch: | 395446 |
|---|---|---|---|---|---|
| Matrix (Source ID): | Water (553203-001) | Method: | EPA 200.7 | Prep Method: | EPA 3015A |

| QC1340960 Analyte | Result | Source Sample Result | Units | Qual | RPD | RPD Lim | DF |
|---|---|---|---|---|---|---|---|
| Calcium | 57.95 | 57.07 | mg/L | | | | 5 |
| Iron | 30.25 | 29.53 | mg/L | | | | 5 |
| Magnesium | 15.18 | 13.92 | mg/L | | | | 5 |
| Potassium | 8.286 | 7.063 | mg/L | | | | 5 |
| Sodium | 111.7 | 108.1 | mg/L | | | | 5 |

ENTHALPY ANALYTICAL

# Batch QC

| | | |
|---|---|---|
| **Type:** Blank | **Lab ID:** QC1340988 | **Batch:** 395459 |
| **Matrix:** Water | **Method:** EPA 200.8 | **Prep Method:** EPA 3015A |

| QC1340988 Analyte | Result | Qual | Units | RL | MDL | Prepared | Analyzed |
|---|---|---|---|---|---|---|---|
| Antimony | ND | | ug/L | 2.0 | 1.0 | 02/16/26 | 02/17/26 |
| Arsenic | ND | | ug/L | 2.0 | 0.27 | 02/16/26 | 02/17/26 |
| Barium | ND | | ug/L | 5.0 | 0.44 | 02/16/26 | 02/17/26 |
| Beryllium | ND | | ug/L | 1.0 | 0.083 | 02/16/26 | 02/17/26 |
| Cadmium | ND | | ug/L | 1.0 | 0.26 | 02/16/26 | 02/17/26 |
| Chromium | ND | | ug/L | 5.0 | 0.40 | 02/16/26 | 02/17/26 |
| Cobalt | ND | | ug/L | 1.0 | 0.13 | 02/16/26 | 02/17/26 |
| Copper | ND | | ug/L | 3.0 | 0.96 | 02/16/26 | 02/17/26 |
| Lead | ND | | ug/L | 5.0 | 0.23 | 02/16/26 | 02/17/26 |
| Manganese | ND | | ug/L | 10 | 4.5 | 02/16/26 | 02/17/26 |
| Nickel | ND | | ug/L | 5.0 | 0.89 | 02/16/26 | 02/17/26 |
| Selenium | ND | | ug/L | 2.0 | 1.8 | 02/16/26 | 02/17/26 |
| Silver | ND | | ug/L | 5.0 | 0.36 | 02/16/26 | 02/17/26 |
| Thallium | ND | | ug/L | 1.0 | 0.15 | 02/16/26 | 02/17/26 |
| Tin | ND | | ug/L | 5.0 | 1.5 | 02/16/26 | 02/17/26 |
| Vanadium | ND | | ug/L | 5.0 | 0.36 | 02/16/26 | 02/17/26 |
| Zinc | ND | | ug/L | 10 | 7.6 | 02/16/26 | 02/17/26 |

| | | |
|---|---|---|
| **Type:** Lab Control Sample | **Lab ID:** QC1340989 | **Batch:** 395459 |
| **Matrix:** Water | **Method:** EPA 200.8 | **Prep Method:** EPA 3015A |

| QC1340989 Analyte | Result | Spiked | Units | Recovery | Qual | Limits |
|---|---|---|---|---|---|---|
| Antimony | 96.59 | 100.0 | ug/L | 97% | | 85-115 |
| Arsenic | 91.21 | 100.0 | ug/L | 91% | | 85-115 |
| Barium | 92.50 | 100.0 | ug/L | 92% | | 85-115 |
| Beryllium | 98.02 | 100.0 | ug/L | 98% | | 85-115 |
| Cadmium | 92.11 | 100.0 | ug/L | 92% | | 85-115 |
| Chromium | 92.43 | 100.0 | ug/L | 92% | | 85-115 |
| Cobalt | 94.57 | 100.0 | ug/L | 95% | | 85-115 |
| Copper | 99.17 | 100.0 | ug/L | 99% | | 85-115 |
| Lead | 89.04 | 100.0 | ug/L | 89% | | 85-115 |
| Manganese | 94.74 | 100.0 | ug/L | 95% | | 85-115 |
| Nickel | 95.42 | 100.0 | ug/L | 95% | | 85-115 |
| Selenium | 91.01 | 100.0 | ug/L | 91% | | 85-115 |
| Silver | 45.99 | 50.00 | ug/L | 92% | | 85-115 |
| Thallium | 89.14 | 100.0 | ug/L | 89% | | 85-115 |
| Tin | 89.83 | 100.0 | ug/L | 90% | | 85-115 |
| Vanadium | 93.92 | 100.0 | ug/L | 94% | | 85-115 |
| Zinc | 92.28 | 100.0 | ug/L | 92% | | 85-115 |

ENTHALPY ANALYTICAL

# Batch QC

| Type: | Matrix Spike | Lab ID: | QC1340990 | Batch: | 395459 |
|---|---|---|---|---|---|
| Matrix (Source ID): | Water (553176-001) | Method: | EPA 200.8 | Prep Method: | EPA 3015A |

| QC1340990 Analyte | Result | Source Sample Result | Spiked | Units | Recovery | Qual | Limits | DF |
|---|---|---|---|---|---|---|---|---|
| Antimony | 86.95 | ND | 100.0 | ug/L | 87% | | 70-130 | 10 |
| Arsenic | 95.22 | ND | 100.0 | ug/L | 95% | | 70-130 | 10 |
| Barium | 95.83 | 4.547 | 100.0 | ug/L | 91% | | 70-130 | 10 |
| Beryllium | 97.55 | ND | 100.0 | ug/L | 98% | | 70-130 | 10 |
| Cadmium | 91.25 | ND | 100.0 | ug/L | 91% | | 70-130 | 10 |
| Chromium | 96.48 | ND | 100.0 | ug/L | 96% | | 70-130 | 10 |
| Cobalt | 99.39 | ND | 100.0 | ug/L | 99% | | 70-130 | 10 |
| Copper | 105.5 | 1.952 | 100.0 | ug/L | 104% | | 70-130 | 10 |
| Lead | 110.1 | 15.77 | 100.0 | ug/L | 94% | | 70-130 | 10 |
| Manganese | 106.0 | ND | 100.0 | ug/L | 106% | | 70-130 | 10 |
| Nickel | 98.84 | ND | 100.0 | ug/L | 99% | | 70-130 | 10 |
| Selenium | 97.06 | ND | 100.0 | ug/L | 97% | | 70-130 | 10 |
| Silver | 46.11 | ND | 50.00 | ug/L | 92% | | 70-130 | 10 |
| Thallium | 93.43 | ND | 100.0 | ug/L | 93% | | 70-130 | 10 |
| Tin | 93.44 | ND | 100.0 | ug/L | 93% | | 70-130 | 10 |
| Vanadium | 94.68 | ND | 100.0 | ug/L | 95% | | 70-130 | 10 |
| Zinc | 97.34 | ND | 100.0 | ug/L | 97% | | 70-130 | 10 |

| Type: | Matrix Spike Duplicate | Lab ID: | QC1340991 | Batch: | 395459 |
|---|---|---|---|---|---|
| Matrix (Source ID): | Water (553176-001) | Method: | EPA 200.8 | Prep Method: | EPA 3015A |

| QC1340991 Analyte | Result | Source Sample Result | Spiked | Units | Recovery | Qual | Limits | RPD | RPD Lim | DF |
|---|---|---|---|---|---|---|---|---|---|---|
| Antimony | 89.11 | ND | 100.0 | ug/L | 89% | | 70-130 | 2 | 20 | 10 |
| Arsenic | 94.04 | ND | 100.0 | ug/L | 94% | | 70-130 | 1 | 20 | 10 |
| Barium | 96.70 | 4.547 | 100.0 | ug/L | 92% | | 70-130 | 1 | 20 | 10 |
| Beryllium | 99.23 | ND | 100.0 | ug/L | 99% | | 70-130 | 2 | 20 | 10 |
| Cadmium | 89.29 | ND | 100.0 | ug/L | 89% | | 70-130 | 2 | 20 | 10 |
| Chromium | 95.85 | ND | 100.0 | ug/L | 96% | | 70-130 | 1 | 20 | 10 |
| Cobalt | 97.42 | ND | 100.0 | ug/L | 97% | | 70-130 | 2 | 20 | 10 |
| Copper | 103.3 | 1.952 | 100.0 | ug/L | 101% | | 70-130 | 2 | 20 | 10 |
| Lead | 107.9 | 15.77 | 100.0 | ug/L | 92% | | 70-130 | 2 | 20 | 10 |
| Manganese | 103.1 | ND | 100.0 | ug/L | 103% | | 70-130 | 3 | 20 | 10 |
| Nickel | 97.45 | ND | 100.0 | ug/L | 97% | | 70-130 | 1 | 20 | 10 |
| Selenium | 99.40 | ND | 100.0 | ug/L | 99% | | 70-130 | 2 | 20 | 10 |
| Silver | 46.12 | ND | 50.00 | ug/L | 92% | | 70-130 | 0 | 20 | 10 |
| Thallium | 90.88 | ND | 100.0 | ug/L | 91% | | 70-130 | 3 | 20 | 10 |
| Tin | 92.01 | ND | 100.0 | ug/L | 92% | | 70-130 | 2 | 20 | 10 |
| Vanadium | 94.46 | ND | 100.0 | ug/L | 94% | | 70-130 | 0 | 20 | 10 |
| Zinc | 98.15 | ND | 100.0 | ug/L | 98% | | 70-130 | 1 | 20 | 10 |

ENTHALPY ANALYTICAL

# Batch QC

| Type: Blank | Lab ID: QC1341220 | Batch: 395533 |
|---|---|---|
| Matrix: Water | Method: EPA 200.8 | Prep Method: EPA 3015A |

| QC1341220 Analyte | Result | Qual | Units | RL | MDL | Prepared | Analyzed |
|---|---|---|---|---|---|---|---|
| Boron | ND | | ug/L | 10 | 7.7 | 02/17/26 | 02/17/26 |

| Type: Lab Control Sample | Lab ID: QC1341221 | Batch: 395533 |
|---|---|---|
| Matrix: Water | Method: EPA 200.8 | Prep Method: EPA 3015A |

| QC1341221 Analyte | Result | Spiked | Units | Recovery | Qual | Limits |
|---|---|---|---|---|---|---|
| Boron | 87.05 | 100.0 | ug/L | 87% | | 85-115 |

| Type: Matrix Spike | Lab ID: QC1341234 | Batch: 395533 |
|---|---|---|
| Matrix (Source ID): Water (553180-001) | Method: EPA 200.8 | Prep Method: EPA 3015A |

| QC1341234 Analyte | Result | Source Sample Result | Spiked | Units | Recovery | Qual | Limits | DF |
|---|---|---|---|---|---|---|---|---|
| Boron | 329.1 | 205.2 | 100.0 | ug/L | 124% | NM | 70-130 | 10 |

| Type: Matrix Spike Duplicate | Lab ID: QC1341235 | Batch: 395533 |
|---|---|---|
| Matrix (Source ID): Water (553180-001) | Method: EPA 200.8 | Prep Method: EPA 3015A |

| QC1341235 Analyte | Result | Source Sample Result | Spiked | Units | Recovery | Qual | Limits | RPD | RPD Lim | DF |
|---|---|---|---|---|---|---|---|---|---|---|
| Boron | 323.2 | 205.2 | 100.0 | ug/L | 118% | NM | 70-130 | 2 | 20 | 10 |

| Type: Matrix Spike | Lab ID: QC1341236 | Batch: 395533 |
|---|---|---|
| Matrix (Source ID): Water (553180-002) | Method: EPA 200.8 | Prep Method: EPA 3015A |

| QC1341236 Analyte | Result | Source Sample Result | Spiked | Units | Recovery | Qual | Limits | DF |
|---|---|---|---|---|---|---|---|---|
| Boron | 244.3 | 151.2 | 100.0 | ug/L | 93% | | 70-130 | 10 |

| Type: Matrix Spike Duplicate | Lab ID: QC1341237 | Batch: 395533 |
|---|---|---|
| Matrix (Source ID): Water (553180-002) | Method: EPA 200.8 | Prep Method: EPA 3015A |

| QC1341237 Analyte | Result | Source Sample Result | Spiked | Units | Recovery | Qual | Limits | RPD | RPD Lim | DF |
|---|---|---|---|---|---|---|---|---|---|---|
| Boron | 240.9 | 151.2 | 100.0 | ug/L | 90% | | 70-130 | 1 | 20 | 10 |

| Type: Blank | Lab ID: QC1340921 | Batch: 395444 |
|---|---|---|
| Matrix: Water | Method: EPA 245.1 | Prep Method: EPA 245.1 |

| QC1340921 Analyte | Result | Qual | Units | RL | MDL | Prepared | Analyzed |
|---|---|---|---|---|---|---|---|
| Mercury | ND | | ug/L | 0.40 | 0.091 | 02/16/26 | 02/16/26 |

ENTHALPY ANALYTICAL

# Batch QC

| Type: Lab Control Sample | Lab ID: QC1340922 | Batch: 395444 |
|---|---|---|
| Matrix: Water | Method: EPA 245.1 | Prep Method: EPA 245.1 |

| QC1340922 Analyte | Result | Spiked | Units | Recovery | Qual | Limits |
|---|---|---|---|---|---|---|
| Mercury | 4.908 | 5.000 | ug/L | 98% | | 85-115 |

| Type: Matrix Spike | Lab ID: QC1340923 | Batch: 395444 |
|---|---|---|
| Matrix (Source ID): Water (553203-001) | Method: EPA 245.1 | Prep Method: EPA 245.1 |

| QC1340923 Analyte | Result | Source Sample Result | Spiked | Units | Recovery | Qual | Limits | DF |
|---|---|---|---|---|---|---|---|---|
| Mercury | 4.584 | 0.1369 | 5.000 | ug/L | 89% | | 75-125 | 1 |

| Type: Matrix Spike Duplicate | Lab ID: QC1340924 | Batch: 395444 |
|---|---|---|
| Matrix (Source ID): Water (553203-001) | Method: EPA 245.1 | Prep Method: EPA 245.1 |

| QC1340924 Analyte | Result | Source Sample Result | Spiked | Units | Recovery | Qual | Limits | RPD | RPD Lim | DF |
|---|---|---|---|---|---|---|---|---|---|---|
| Mercury | 4.710 | 0.1369 | 5.000 | ug/L | 91% | | 75-125 | 3 | 20 | 1 |

| Type: Blank | Lab ID: QC1340980 | Batch: 395458 |
|---|---|---|
| Matrix: Water | Method: EPA 300.0 | Prep Method: METHOD |

| QC1340980 Analyte | Result | Qual | Units | RL | MDL | Prepared | Analyzed |
|---|---|---|---|---|---|---|---|
| Fluoride | ND | | mg/L | 0.20 | 0.062 | 02/16/26 14:30 | 02/16/26 15:15 |
| Chloride | ND | | mg/L | 1.0 | 0.27 | 02/16/26 14:30 | 02/16/26 15:15 |
| Nitrogen, Nitrite | ND | | mg/L | 0.10 | 0.01 | 02/16/26 14:30 | 02/16/26 15:15 |
| Bromide | ND | | mg/L | 0.30 | 0.049 | 02/16/26 14:30 | 02/16/26 15:15 |
| Nitrogen, Nitrate | ND | | mg/L | 0.10 | 0.05 | 02/16/26 14:30 | 02/16/26 15:15 |
| Sulfate | ND | | mg/L | 1.0 | 0.26 | 02/16/26 14:30 | 02/16/26 15:15 |

| Type: Lab Control Sample | Lab ID: QC1340981 | Batch: 395458 |
|---|---|---|
| Matrix: Water | Method: EPA 300.0 | Prep Method: METHOD |

| QC1340981 Analyte | Result | Spiked | Units | Recovery | Qual | Limits |
|---|---|---|---|---|---|---|
| Fluoride | 9.839 | 10.00 | mg/L | 98% | | 90-110 |
| Chloride | 47.90 | 50.00 | mg/L | 96% | | 90-110 |
| Nitrogen, Nitrite | 4.491 | 4.567 | mg/L | 98% | | 90-110 |
| Bromide | 15.13 | 15.00 | mg/L | 101% | | 90-110 |
| Nitrogen, Nitrate | 4.544 | 4.518 | mg/L | 101% | | 90-110 |
| Sulfate | 24.91 | 25.00 | mg/L | 100% | | 90-110 |

ENTHALPY ANALYTICAL

# Batch QC

| Type: | Matrix Spike | Lab ID: | QC1340982 | Batch: | 395458 |
|---|---|---|---|---|---|
| Matrix (Source ID): | Water (553203-001) | Method: | EPA 300.0 | Prep Method: | METHOD |

| QC1340982 Analyte | Result | Source Sample Result | Spiked | Units | Recovery | Qual | Limits | DF |
|---|---|---|---|---|---|---|---|---|
| Fluoride | 20.43 | 0.3078 | 20.00 | mg/L | 101% | | 80-129 | 1 |
| Chloride | 129.4 | 27.22 | 100.0 | mg/L | 102% | | 80-123 | 1 |
| Nitrogen, Nitrite | 9.145 | 0.01466 | 9.134 | mg/L | 100% | | 80-122 | 1 |
| Bromide | 15.09 | 0.1057 | 15.00 | mg/L | 100% | | 80-121 | 1 |
| Nitrogen, Nitrate | 9.478 | 0.3600 | 9.036 | mg/L | 101% | | 80-123 | 1 |
| Sulfate | 264.0 | 234.7 | 50.00 | mg/L | 58% | E,NM | 79-124 | 1 |

| Type: | Matrix Spike Duplicate | Lab ID: | QC1340983 | Batch: | 395458 |
|---|---|---|---|---|---|
| Matrix (Source ID): | Water (553203-001) | Method: | EPA 300.0 | Prep Method: | METHOD |

| QC1340983 Analyte | Result | Source Sample Result | Spiked | Units | Recovery | Qual | Limits | RPD | RPD Lim | DF |
|---|---|---|---|---|---|---|---|---|---|---|
| Fluoride | 20.52 | 0.3078 | 20.00 | mg/L | 101% | | 80-129 | 0 | 21 | 1 |
| Chloride | 129.9 | 27.22 | 100.0 | mg/L | 103% | | 80-123 | 0 | 20 | 1 |
| Nitrogen, Nitrite | 9.196 | 0.01466 | 9.134 | mg/L | 101% | | 80-122 | 1 | 21 | 1 |
| Bromide | 15.17 | 0.1057 | 15.00 | mg/L | 100% | | 80-121 | 1 | 20 | 1 |
| Nitrogen, Nitrate | 9.520 | 0.3600 | 9.036 | mg/L | 101% | | 80-123 | 0 | 20 | 1 |
| Sulfate | 264.6 | 234.7 | 50.00 | mg/L | 60% | E,NM | 79-124 | | 20 | 1 |

| Type: | Blank | Lab ID: | QC1341095 | Batch: | 395490 |
|---|---|---|---|---|---|
| Matrix: | Water | Method: | EPA 350.1 | Prep Method: | METHOD |

| QC1341095 Analyte | Result | Qual | Units | RL | MDL | Prepared | Analyzed |
|---|---|---|---|---|---|---|---|
| Ammonia-N | ND | | mg/L | 0.10 | 0.068 | 02/17/26 | 02/17/26 |

| Type: | Lab Control Sample | Lab ID: | QC1341096 | Batch: | 395490 |
|---|---|---|---|---|---|
| Matrix: | Water | Method: | EPA 350.1 | Prep Method: | METHOD |

| QC1341096 Analyte | Result | Spiked | Units | Recovery | Qual | Limits |
|---|---|---|---|---|---|---|
| Ammonia-N | 0.9276 | 1.000 | mg/L | 93% | | 90-110 |

| Type: | Matrix Spike | Lab ID: | QC1341104 | Batch: | 395490 |
|---|---|---|---|---|---|
| Matrix (Source ID): | Water (552451-001) | Method: | EPA 350.1 | Prep Method: | SM 4500-NH3-G SD |

| QC1341104 Analyte | Result | Source Sample Result | Spiked | Units | Recovery | Qual | Limits | DF |
|---|---|---|---|---|---|---|---|---|
| Ammonia-N | 0.9906 | ND | 1.000 | mg/L | 99% | | 90-110 | 1 |

ENTHALPY ANALYTICAL

# Batch QC

| | | | | | |
|---|---|---|---|---|---|
| **Type:** | **Matrix Spike Duplicate** | **Lab ID:** | **QC1341105** | **Batch:** | **395490** |
| **Matrix (Source ID):** | **Water (552451-001)** | **Method:** | **EPA 350.1** | **Prep Method:** | **SM 4500-NH3-G SD** |

| QC1341105 Analyte | Result | Source Sample Result | Spiked | Units | Recovery | Qual | Limits | RPD | RPD Lim | DF |
|---|---|---|---|---|---|---|---|---|---|---|
| Ammonia-N | 0.9784 | ND | 1.000 | mg/L | 98% | | 90-110 | 1 | 20 | 1 |

| | | | | | |
|---|---|---|---|---|---|
| **Type:** | **Blank** | **Lab ID:** | **QC1341160** | **Batch:** | **395514** |
| **Matrix:** | **Water** | **Method:** | **EPA 420.1** | **Prep Method:** | **METHOD** |

| QC1341160 Analyte | Result | Qual | Units | RL | MDL | Prepared | Analyzed |
|---|---|---|---|---|---|---|---|
| Total Phenolics | ND | | mg/L | 0.010 | 0.0056 | 02/17/26 | 02/17/26 |

| | | | | | |
|---|---|---|---|---|---|
| **Type:** | **Lab Control Sample** | **Lab ID:** | **QC1341161** | **Batch:** | **395514** |
| **Matrix:** | **Water** | **Method:** | **EPA 420.1** | **Prep Method:** | **METHOD** |

| QC1341161 Analyte | Result | Spiked | Units | Recovery | Qual | Limits |
|---|---|---|---|---|---|---|
| Total Phenolics | 0.07000 | 0.08000 | mg/L | 88% | | 80-120 |

| | | | | | |
|---|---|---|---|---|---|
| **Type:** | **Lab Control Sample Duplicate** | **Lab ID:** | **QC1341162** | **Batch:** | **395514** |
| **Matrix:** | **Water** | **Method:** | **EPA 420.1** | **Prep Method:** | **METHOD** |

| QC1341162 Analyte | Result | Spiked | Units | Recovery | Qual | Limits | RPD | RPD Lim |
|---|---|---|---|---|---|---|---|---|
| Total Phenolics | 0.07000 | 0.08000 | mg/L | 88% | | 80-120 | 0 | 20 |

ENTHALPY ANALYTICAL

# Batch QC

| Type: Blank | Lab ID: QC1340881 | Batch: 395436 |
|---|---|---|
| Matrix: Water | | |

| QC1340881 Analyte | Result | Qual | Units | RL | MDL | Prepared | Analyzed |
|---|---|---|---|---|---|---|---|
| Method: EPA 625.1<br>Prep Method: EPA 3510C | | | | | | | |
| a-Terpineol | ND | | ug/L | 10 | 2.1 | 02/15/26 | 02/17/26 |
| Benzoic acid | ND | | ug/L | 50 | 11 | 02/15/26 | 02/15/26 |
| 2-Methylphenol | ND | | ug/L | 10 | 3.2 | 02/15/26 | 02/15/26 |
| Pyridine | ND | | ug/L | 10 | 2.8 | 02/15/26 | 02/15/26 |
| Phenol | ND | | ug/L | 10 | 2.1 | 02/15/26 | 02/15/26 |
| Naphthalene | ND | | ug/L | 10 | 3.6 | 02/15/26 | 02/15/26 |
| 3-,4-Methylphenol | ND | | ug/L | 10 | 3.0 | 02/15/26 | 02/15/26 |
| Cresol | ND | | ug/L | 10 | | 02/15/26 | 02/15/26 |
| **Surrogates** | | | | **Limits** | | | |
| 2-Fluorophenol | 22% | * | %REC | 36-95 | | 02/15/26 | 02/15/26 |
| Phenol-d6 | 13% | * | %REC | 28-82 | | 02/15/26 | 02/15/26 |
| 2,4,6-Tribromophenol | 35% | * | %REC | 61-140 | | 02/15/26 | 02/15/26 |
| Nitrobenzene-d5 | 54% | | %REC | 48-123 | | 02/15/26 | 02/15/26 |
| 2-Fluorobiphenyl | 44% | * | %REC | 51-105 | | 02/15/26 | 02/15/26 |
| Terphenyl-d14 | 79% | | %REC | 65-117 | | 02/15/26 | 02/15/26 |
| Method: EPA 8270E<br>Prep Method: EPA 3510C | | | | | | | |
| Carbazole | ND | | ug/L | 10 | 2.8 | 02/15/26 | 02/15/26 |
| N-Nitrosodimethylamine | ND | | ug/L | 10 | 2.9 | 02/15/26 | 02/15/26 |
| Aniline | ND | | ug/L | 10 | 2.8 | 02/15/26 | 02/15/26 |
| bis(2-Chloroethyl)ether | ND | | ug/L | 25 | 3.7 | 02/15/26 | 02/15/26 |
| 2-Chlorophenol | ND | | ug/L | 10 | 3.6 | 02/15/26 | 02/15/26 |
| 1,3-Dichlorobenzene | ND | | ug/L | 10 | 3.3 | 02/15/26 | 02/15/26 |
| 1,4-Dichlorobenzene | ND | | ug/L | 10 | 3.4 | 02/15/26 | 02/15/26 |
| Benzyl alcohol | ND | | ug/L | 25 | 5.8 | 02/15/26 | 02/15/26 |
| 1,2-Dichlorobenzene | ND | | ug/L | 10 | 3.3 | 02/15/26 | 02/15/26 |
| bis(2-Chloroisopropyl) ether | ND | | ug/L | 10 | 3.8 | 02/15/26 | 02/15/26 |
| N-Nitroso-di-n-propylamine | ND | | ug/L | 10 | 3.9 | 02/15/26 | 02/15/26 |
| Hexachloroethane | ND | | ug/L | 10 | 3.0 | 02/15/26 | 02/15/26 |
| Nitrobenzene | ND | | ug/L | 25 | 8.4 | 02/15/26 | 02/15/26 |
| Isophorone | ND | | ug/L | 10 | 3.7 | 02/15/26 | 02/15/26 |
| 2-Nitrophenol | ND | | ug/L | 10 | 5.4 | 02/15/26 | 02/15/26 |
| 2,4-Dimethylphenol | ND | | ug/L | 10 | 3.2 | 02/15/26 | 02/15/26 |
| bis(2-Chloroethoxy)methane | ND | | ug/L | 10 | 3.7 | 02/15/26 | 02/15/26 |
| 2,4-Dichlorophenol | ND | | ug/L | 10 | 3.7 | 02/15/26 | 02/15/26 |
| 1,2,4-Trichlorobenzene | ND | | ug/L | 10 | 3.4 | 02/15/26 | 02/15/26 |
| 4-Chloroaniline | ND | | ug/L | 10 | 3.1 | 02/15/26 | 02/15/26 |
| Hexachlorobutadiene | ND | | ug/L | 10 | 2.2 | 02/15/26 | 02/15/26 |
| 4-Chloro-3-methylphenol | ND | | ug/L | 10 | 3.6 | 02/15/26 | 02/15/26 |
| 2-Methylnaphthalene | ND | | ug/L | 10 | 3.4 | 02/15/26 | 02/15/26 |
| Hexachlorocyclopentadiene | ND | | ug/L | 25 | 7.8 | 02/15/26 | 02/15/26 |
| 2,4,6-Trichlorophenol | ND | | ug/L | 10 | 4.1 | 02/15/26 | 02/15/26 |
| 2,4,5-Trichlorophenol | ND | | ug/L | 10 | 3.7 | 02/15/26 | 02/15/26 |
| 2-Chloronaphthalene | ND | | ug/L | 10 | 3.4 | 02/15/26 | 02/15/26 |
| 2-Nitroaniline | ND | | ug/L | 50 | 4.3 | 02/15/26 | 02/15/26 |

ENTHALPY ANALYTICAL

# Batch QC

| QC1340881 Analyte | Result | Qual | Units | RL | MDL | Prepared | Analyzed |
|---|---|---|---|---|---|---|---|
| Dimethylphthalate | ND | | ug/L | 10 | 3.4 | 02/15/26 | 02/15/26 |
| Acenaphthylene | ND | | ug/L | 10 | 3.9 | 02/15/26 | 02/15/26 |
| 2,6-Dinitrotoluene | ND | | ug/L | 10 | 4.4 | 02/15/26 | 02/15/26 |
| 3-Nitroaniline | ND | | ug/L | 10 | 4.0 | 02/15/26 | 02/15/26 |
| Acenaphthene | ND | | ug/L | 10 | 3.2 | 02/15/26 | 02/15/26 |
| 2,4-Dinitrophenol | ND | | ug/L | 50 | 15 | 02/15/26 | 02/15/26 |
| 4-Nitrophenol | ND | | ug/L | 50 | 8.5 | 02/15/26 | 02/15/26 |
| Dibenzofuran | ND | | ug/L | 10 | 3.2 | 02/15/26 | 02/15/26 |
| 2,4-Dinitrotoluene | ND | | ug/L | 10 | 4.3 | 02/15/26 | 02/15/26 |
| Diethylphthalate | ND | | ug/L | 10 | 2.9 | 02/15/26 | 02/15/26 |
| Fluorene | ND | | ug/L | 10 | 3.1 | 02/15/26 | 02/15/26 |
| 4-Chlorophenyl-phenylether | ND | | ug/L | 10 | 3.1 | 02/15/26 | 02/15/26 |
| 4-Nitroaniline | ND | | ug/L | 10 | 3.3 | 02/15/26 | 02/15/26 |
| 4,6-Dinitro-2-methylphenol | ND | | ug/L | 50 | 17 | 02/15/26 | 02/15/26 |
| N-Nitrosodiphenylamine | ND | | ug/L | 10 | 4.0 | 02/15/26 | 02/15/26 |
| 1,2-diphenylhydrazine (as azobenzene) | ND | | ug/L | 10 | 2.9 | 02/15/26 | 02/15/26 |
| 4-Bromophenyl-phenylether | ND | | ug/L | 10 | 3.3 | 02/15/26 | 02/15/26 |
| Hexachlorobenzene | ND | | ug/L | 10 | 3.0 | 02/15/26 | 02/15/26 |
| Pentachlorophenol | ND | | ug/L | 25 | 5.7 | 02/15/26 | 02/15/26 |
| Phenanthrene | ND | | ug/L | 10 | 2.9 | 02/15/26 | 02/15/26 |
| Anthracene | ND | | ug/L | 10 | 2.8 | 02/15/26 | 02/15/26 |
| Di-n-butylphthalate | ND | | ug/L | 10 | 3.0 | 02/15/26 | 02/15/26 |
| Fluoranthene | ND | | ug/L | 10 | 2.8 | 02/15/26 | 02/15/26 |
| Benzidine | ND | | ug/L | 50 | 19 | 02/15/26 | 02/15/26 |
| Pyrene | ND | | ug/L | 10 | 2.7 | 02/15/26 | 02/15/26 |
| Butylbenzylphthalate | ND | | ug/L | 10 | 3.6 | 02/15/26 | 02/15/26 |
| 3,3'-Dichlorobenzidine | ND | | ug/L | 25 | 5.2 | 02/15/26 | 02/15/26 |
| Benzo(a)anthracene | ND | | ug/L | 10 | 2.4 | 02/15/26 | 02/15/26 |
| Chrysene | ND | | ug/L | 10 | 2.5 | 02/15/26 | 02/15/26 |
| bis(2-Ethylhexyl)phthalate | ND | | ug/L | 10 | 3.3 | 02/15/26 | 02/15/26 |
| Di-n-octylphthalate | ND | | ug/L | 10 | 4.7 | 02/15/26 | 02/15/26 |
| Benzo(b)fluoranthene | ND | | ug/L | 10 | 3.0 | 02/15/26 | 02/15/26 |
| Benzo(k)fluoranthene | ND | | ug/L | 10 | 3.1 | 02/15/26 | 02/15/26 |
| Benzo(a)pyrene | ND | | ug/L | 10 | 3.1 | 02/15/26 | 02/15/26 |
| Indeno(1,2,3-cd)pyrene | ND | | ug/L | 10 | 4.2 | 02/15/26 | 02/15/26 |
| Dibenz(a,h)anthracene | ND | | ug/L | 10 | 4.2 | 02/15/26 | 02/15/26 |
| Benzo(g,h,i)perylene | ND | | ug/L | 10 | 4.1 | 02/15/26 | 02/15/26 |
| **Surrogates** | | | | **Limits** | | | |
| 2-Fluorophenol | 22% | | %REC | 15-120 | | 02/15/26 | 02/15/26 |
| Phenol-d6 | 13% | * | %REC | 15-120 | | 02/15/26 | 02/15/26 |
| 2,4,6-Tribromophenol | 35% | | %REC | 15-140 | | 02/15/26 | 02/15/26 |
| Nitrobenzene-d5 | 54% | | %REC | 15-123 | | 02/15/26 | 02/15/26 |
| 2-Fluorobiphenyl | 44% | | %REC | 15-120 | | 02/15/26 | 02/15/26 |
| Terphenyl-d14 | 79% | | %REC | 15-120 | | 02/15/26 | 02/15/26 |

ENTHALPY ANALYTICAL

# Batch QC

**Type:** Lab Control Sample **Lab ID:** QC1340882 **Batch:** 395436
**Matrix:** Water

| QC1340882 Analyte | Result | Spiked | Units | Recovery | Qual | Limits |
|---|---|---|---|---|---|---|
| Method: EPA 625.1<br>Prep Method: EPA 3510C | | | | | | |
| 2-Methylphenol | 43.66 | 75.00 | ug/L | 58% | | 44-120 |
| Pyridine | 23.56 | 75.00 | ug/L | 31% | | 13-120 |
| Phenol | 16.98 | 75.00 | ug/L | 23% | | 10-85 |
| Naphthalene | 53.32 | 75.00 | ug/L | 71% | | 23-133 |
| 3-,4-Methylphenol | 39.11 | 75.00 | ug/L | 52% | | 40-120 |
| **Surrogates** | | | | | | |
| 2-Fluorophenol | 13.41 | 40.00 | ug/L | 34% | * | 36-95 |
| Phenol-d6 | 9.187 | 40.00 | ug/L | 23% | * | 28-82 |
| 2,4,6-Tribromophenol | 28.87 | 40.00 | ug/L | 72% | | 61-140 |
| Nitrobenzene-d5 | 35.82 | 40.00 | ug/L | 90% | | 48-123 |
| 2-Fluorobiphenyl | 27.99 | 40.00 | ug/L | 70% | | 51-105 |
| Terphenyl-d14 | 32.05 | 40.00 | ug/L | 80% | | 65-117 |
| Method: EPA 8270E<br>Prep Method: EPA 3510C | | | | | | |
| Phenol | 16.98 | 75.00 | ug/L | 23% | | 14-120 |
| 2-Chlorophenol | 50.05 | 75.00 | ug/L | 67% | | 46-120 |
| 1,4-Dichlorobenzene | 50.48 | 75.00 | ug/L | 67% | | 42-120 |
| 3-,4-Methylphenol | 39.11 | 75.00 | ug/L | 52% | | 40-120 |
| N-Nitroso-di-n-propylamine | 62.85 | 75.00 | ug/L | 84% | | 54-121 |
| 2,4-Dimethylphenol | 58.91 | 75.00 | ug/L | 79% | | 48-120 |
| 1,2,4-Trichlorobenzene | 54.48 | 75.00 | ug/L | 73% | | 45-120 |
| 4-Chloro-3-methylphenol | 59.10 | 75.00 | ug/L | 79% | | 60-121 |
| 2,4,5-Trichlorophenol | 67.14 | 75.00 | ug/L | 90% | | 62-124 |
| Acenaphthene | 57.33 | 75.00 | ug/L | 76% | | 56-120 |
| 4-Nitrophenol | 28.43 | 75.00 | ug/L | 38% | | 17-120 |
| 2,4-Dinitrotoluene | 73.48 | 75.00 | ug/L | 98% | b | 69-127 |
| Pentachlorophenol | 60.90 | 75.00 | ug/L | 81% | | 51-120 |
| Pyrene | 64.16 | 75.00 | ug/L | 86% | | 68-123 |
| Chrysene | 64.63 | 75.00 | ug/L | 86% | | 66-120 |
| Benzo(b)fluoranthene | 58.30 | 75.00 | ug/L | 78% | | 67-120 |
| **Surrogates** | | | | | | |
| 2-Fluorophenol | 13.41 | 40.00 | ug/L | 34% | | 15-120 |
| Phenol-d6 | 9.187 | 40.00 | ug/L | 23% | | 15-120 |
| 2,4,6-Tribromophenol | 28.87 | 40.00 | ug/L | 72% | | 15-140 |
| Nitrobenzene-d5 | 35.82 | 40.00 | ug/L | 90% | | 15-123 |
| 2-Fluorobiphenyl | 27.99 | 40.00 | ug/L | 70% | | 15-120 |
| Terphenyl-d14 | 32.05 | 40.00 | ug/L | 80% | | 15-120 |

ENTHALPY ANALYTICAL

# Batch QC

**Type:** Lab Control Sample Duplicate **Lab ID:** QC1340883 **Batch:** 395436
**Matrix:** Water

| QC1340883 Analyte | Result | Spiked | Units | Recovery | Qual | Limits | RPD | RPD Lim |
|---|---|---|---|---|---|---|---|---|
| Method: EPA 625.1<br>Prep Method: EPA 3510C | | | | | | | | |
| 2-Methylphenol | 45.94 | 75.00 | ug/L | 61% | | 44-120 | 5 | 51 |
| Pyridine | 22.91 | 75.00 | ug/L | 31% | | 13-120 | 3 | 62 |
| Phenol | 18.07 | 75.00 | ug/L | 24% | | 10-85 | 6 | 52 |
| Naphthalene | 54.41 | 75.00 | ug/L | 73% | | 23-133 | 2 | 50 |
| 3-,4-Methylphenol | 41.35 | 75.00 | ug/L | 55% | | 40-120 | 6 | 51 |
| **Surrogates** | | | | | | | | |
| 2-Fluorophenol | 14.27 | 40.00 | ug/L | 36% | | 36-95 | | |
| Phenol-d6 | 9.265 | 40.00 | ug/L | 23% | * | 28-82 | | |
| 2,4,6-Tribromophenol | 30.25 | 40.00 | ug/L | 76% | | 61-140 | | |
| Nitrobenzene-d5 | 38.27 | 40.00 | ug/L | 96% | | 48-123 | | |
| 2-Fluorobiphenyl | 27.77 | 40.00 | ug/L | 69% | | 51-105 | | |
| Terphenyl-d14 | 35.07 | 40.00 | ug/L | 88% | | 65-117 | | |
| Method: EPA 8270E<br>Prep Method: EPA 3510C | | | | | | | | |
| Phenol | 18.07 | 75.00 | ug/L | 24% | | 14-120 | 6 | 52 |
| 2-Chlorophenol | 52.57 | 75.00 | ug/L | 70% | | 46-120 | 5 | 52 |
| 1,4-Dichlorobenzene | 52.57 | 75.00 | ug/L | 70% | | 42-120 | 4 | 53 |
| 3-,4-Methylphenol | 41.35 | 75.00 | ug/L | 55% | | 40-120 | 6 | 51 |
| N-Nitroso-di-n-propylamine | 63.69 | 75.00 | ug/L | 85% | | 54-121 | 1 | 52 |
| 2,4-Dimethylphenol | 61.43 | 75.00 | ug/L | 82% | | 48-120 | 4 | 52 |
| 1,2,4-Trichlorobenzene | 56.85 | 75.00 | ug/L | 76% | | 45-120 | 4 | 54 |
| 4-Chloro-3-methylphenol | 59.39 | 75.00 | ug/L | 79% | | 60-121 | 1 | 47 |
| 2,4,5-Trichlorophenol | 70.19 | 75.00 | ug/L | 94% | | 62-124 | 4 | 46 |
| Acenaphthene | 57.35 | 75.00 | ug/L | 76% | | 56-120 | 0 | 46 |
| 4-Nitrophenol | 29.94 | 75.00 | ug/L | 40% | | 17-120 | 5 | 44 |
| 2,4-Dinitrotoluene | 77.11 | 75.00 | ug/L | 103% | b | 69-127 | 5 | 40 |
| Pentachlorophenol | 66.40 | 75.00 | ug/L | 89% | | 51-120 | 9 | 42 |
| Pyrene | 70.73 | 75.00 | ug/L | 94% | | 68-123 | 10 | 39 |
| Chrysene | 71.37 | 75.00 | ug/L | 95% | | 66-120 | 10 | 38 |
| Benzo(b)fluoranthene | 63.68 | 75.00 | ug/L | 85% | | 67-120 | 9 | 39 |
| **Surrogates** | | | | | | | | |
| 2-Fluorophenol | 14.27 | 40.00 | ug/L | 36% | | 15-120 | | |
| Phenol-d6 | 9.265 | 40.00 | ug/L | 23% | | 15-120 | | |
| 2,4,6-Tribromophenol | 30.25 | 40.00 | ug/L | 76% | | 15-140 | | |
| Nitrobenzene-d5 | 38.27 | 40.00 | ug/L | 96% | | 15-123 | | |
| 2-Fluorobiphenyl | 27.77 | 40.00 | ug/L | 69% | | 15-120 | | |
| Terphenyl-d14 | 35.07 | 40.00 | ug/L | 88% | | 15-120 | | |

ENTHALPY ANALYTICAL

# Batch QC

| Type: Blank | Lab ID: QC1340997 | Batch: 395462 |
|---|---|---|
| Matrix: Water | | |

| QC1340997 Analyte | Result | Qual | Units | RL | MDL | Prepared | Analyzed |
|---|---|---|---|---|---|---|---|
| Method: EPA 8081A<br>Prep Method: EPA 3510C | | | | | | | |
| alpha-BHC | ND | | ug/L | 0.05 | 0.01 | 02/16/26 | 02/17/26 |
| beta-BHC | ND | | ug/L | 0.05 | 0.01 | 02/16/26 | 02/17/26 |
| gamma-BHC | ND | | ug/L | 0.05 | 0.009 | 02/16/26 | 02/17/26 |
| delta-BHC | ND | | ug/L | 0.05 | 0.01 | 02/16/26 | 02/17/26 |
| Heptachlor | ND | | ug/L | 0.05 | 0.01 | 02/16/26 | 02/17/26 |
| Aldrin | ND | | ug/L | 0.05 | 0.01 | 02/16/26 | 02/17/26 |
| Heptachlor epoxide | ND | | ug/L | 0.05 | 0.01 | 02/16/26 | 02/17/26 |
| Endosulfan I | ND | | ug/L | 0.05 | 0.01 | 02/16/26 | 02/17/26 |
| Dieldrin | ND | | ug/L | 0.1 | 0.01 | 02/16/26 | 02/17/26 |
| 4,4'-DDE | ND | | ug/L | 0.1 | 0.01 | 02/16/26 | 02/17/26 |
| Endrin | ND | | ug/L | 0.1 | 0.01 | 02/16/26 | 02/17/26 |
| Endosulfan II | ND | | ug/L | 0.1 | 0.02 | 02/16/26 | 02/17/26 |
| Endosulfan sulfate | ND | | ug/L | 0.1 | 0.01 | 02/16/26 | 02/17/26 |
| 4,4'-DDD | ND | | ug/L | 0.1 | 0.01 | 02/16/26 | 02/17/26 |
| Endrin aldehyde | ND | | ug/L | 0.1 | 0.02 | 02/16/26 | 02/17/26 |
| Endrin ketone | ND | | ug/L | 0.1 | 0.02 | 02/16/26 | 02/17/26 |
| 4,4'-DDT | ND | | ug/L | 0.1 | 0.04 | 02/16/26 | 02/17/26 |
| Methoxychlor | ND | | ug/L | 0.1 | 0.03 | 02/16/26 | 02/17/26 |
| Toxaphene | ND | | ug/L | 2.0 | 0.4 | 02/16/26 | 02/17/26 |
| Chlordane (Technical) | ND | | ug/L | 1.0 | 0.2 | 02/16/26 | 02/17/26 |
| **Surrogates** | | | | **Limits** | | | |
| TCMX | 88% | | %REC | 29-120 | | 02/16/26 | 02/17/26 |
| Decachlorobiphenyl | 108% | | %REC | 33-132 | | 02/16/26 | 02/17/26 |
| Method: EPA 8082<br>Prep Method: EPA 3510C | | | | | | | |
| Aroclor-1016 | ND | | ug/L | 0.50 | 0.30 | 02/16/26 | 02/17/26 |
| Aroclor-1221 | ND | | ug/L | 0.50 | 0.47 | 02/16/26 | 02/17/26 |
| Aroclor-1232 | ND | | ug/L | 0.50 | 0.27 | 02/16/26 | 02/17/26 |
| Aroclor-1242 | ND | | ug/L | 0.50 | 0.29 | 02/16/26 | 02/17/26 |
| Aroclor-1248 | ND | | ug/L | 0.50 | 0.24 | 02/16/26 | 02/17/26 |
| Aroclor-1254 | ND | | ug/L | 0.50 | 0.27 | 02/16/26 | 02/17/26 |
| Aroclor-1260 | ND | | ug/L | 0.50 | 0.33 | 02/16/26 | 02/17/26 |
| Aroclor-1262 | ND | | ug/L | 0.50 | 0.29 | 02/16/26 | 02/17/26 |
| Aroclor-1268 | ND | | ug/L | 0.50 | 0.26 | 02/16/26 | 02/17/26 |
| **Surrogates** | | | | **Limits** | | | |
| Decachlorobiphenyl (PCB) | 89% | | %REC | 28-138 | | 02/16/26 | 02/17/26 |

ENTHALPY ANALYTICAL

# Batch QC

| | | | | | |
|---|---|---|---|---|---|
| **Type:** | **Lab Control Sample** | **Lab ID:** | **QC1340998** | **Batch:** | **395462** |
| **Matrix:** | **Water** | **Method:** | **EPA 8081A** | **Prep Method:** | **EPA 3510C** |

| QC1340998 Analyte | Result | Spiked | Units | Recovery | Qual | Limits |
|---|---|---|---|---|---|---|
| alpha-BHC | 0.5462 | 0.5000 | ug/L | 109% | | 66-121 |
| beta-BHC | 0.5538 | 0.5000 | ug/L | 111% | | 73-120 |
| gamma-BHC | 0.5469 | 0.5000 | ug/L | 109% | | 68-125 |
| delta-BHC | 0.5638 | 0.5000 | ug/L | 113% | | 68-131 |
| Heptachlor | 0.5632 | 0.5000 | ug/L | 113% | | 63-120 |
| Aldrin | 0.4820 | 0.5000 | ug/L | 96% | | 56-120 |
| Heptachlor epoxide | 0.4862 | 0.5000 | ug/L | 97% | | 65-120 |
| Endosulfan I | 0.4895 | 0.5000 | ug/L | 98% | | 68-124 |
| Dieldrin | 0.4981 | 0.5000 | ug/L | 100% | | 66-124 |
| 4,4'-DDE | 0.5125 | 0.5000 | ug/L | 103% | | 67-131 |
| Endrin | 0.5266 | 0.5000 | ug/L | 105% | | 68-135 |
| Endosulfan II | 0.5326 | 0.5000 | ug/L | 107% | | 71-130 |
| Endosulfan sulfate | 0.5310 | 0.5000 | ug/L | 106% | | 68-128 |
| 4,4'-DDD | 0.5573 | 0.5000 | ug/L | 111% | | 65-130 |
| Endrin aldehyde | 0.4986 | 0.5000 | ug/L | 100% | | 67-124 |
| Endrin ketone | 0.5663 | 0.5000 | ug/L | 113% | | 69-137 |
| 4,4'-DDT | 0.5415 | 0.5000 | ug/L | 108% | | 65-136 |
| Methoxychlor | 0.5582 | 0.5000 | ug/L | 112% | | 69-150 |
| **Surrogates** | | | | | | |
| TCMX | 0.4970 | 0.5000 | ug/L | 99% | | 29-120 |
| Decachlorobiphenyl | 0.5611 | 0.5000 | ug/L | 112% | | 33-132 |

ENTHALPY ANALYTICAL

# Batch QC

| Type: | Lab Control Sample Duplicate | Lab ID: | QC1340999 | Batch: | 395462 |
|---|---|---|---|---|---|
| Matrix: | Water | Method: | EPA 8081A | Prep Method: | EPA 3510C |

| QC1340999 Analyte | Result | Spiked | Units | Recovery | Qual | Limits | RPD | RPD Lim |
|---|---|---|---|---|---|---|---|---|
| alpha-BHC | 0.5355 | 0.5000 | ug/L | 107% | | 66-121 | 2 | 20 |
| beta-BHC | 0.5360 | 0.5000 | ug/L | 107% | | 73-120 | 3 | 20 |
| gamma-BHC | 0.5335 | 0.5000 | ug/L | 107% | | 68-125 | 2 | 20 |
| delta-BHC | 0.5469 | 0.5000 | ug/L | 109% | | 68-131 | 3 | 20 |
| Heptachlor | 0.5447 | 0.5000 | ug/L | 109% | | 63-120 | 3 | 24 |
| Aldrin | 0.4581 | 0.5000 | ug/L | 92% | | 56-120 | 5 | 30 |
| Heptachlor epoxide | 0.4652 | 0.5000 | ug/L | 93% | | 65-120 | 4 | 20 |
| Endosulfan I | 0.4664 | 0.5000 | ug/L | 93% | | 68-124 | 5 | 20 |
| Dieldrin | 0.4743 | 0.5000 | ug/L | 95% | | 66-124 | 5 | 22 |
| 4,4'-DDE | 0.4794 | 0.5000 | ug/L | 96% | | 67-131 | 7 | 21 |
| Endrin | 0.4968 | 0.5000 | ug/L | 99% | | 68-135 | 6 | 20 |
| Endosulfan II | 0.5066 | 0.5000 | ug/L | 101% | | 71-130 | 5 | 21 |
| Endosulfan sulfate | 0.4998 | 0.5000 | ug/L | 100% | | 68-128 | 6 | 21 |
| 4,4'-DDD | 0.5195 | 0.5000 | ug/L | 104% | | 65-130 | 7 | 22 |
| Endrin aldehyde | 0.4667 | 0.5000 | ug/L | 93% | | 67-124 | 7 | 20 |
| Endrin ketone | 0.5296 | 0.5000 | ug/L | 106% | | 69-137 | 7 | 21 |
| 4,4'-DDT | 0.5076 | 0.5000 | ug/L | 102% | | 65-136 | 6 | 23 |
| Methoxychlor | 0.5215 | 0.5000 | ug/L | 104% | | 69-150 | 7 | 23 |
| **Surrogates** | | | | | | | | |
| TCMX | 0.4821 | 0.5000 | ug/L | 96% | | 29-120 | | |
| Decachlorobiphenyl | 0.5315 | 0.5000 | ug/L | 106% | | 33-132 | | |

| Type: | Lab Control Sample | Lab ID: | QC1341000 | Batch: | 395462 |
|---|---|---|---|---|---|
| Matrix: | Water | Method: | EPA 8082 | Prep Method: | EPA 3510C |

| QC1341000 Analyte | Result | Spiked | Units | Recovery | Qual | Limits |
|---|---|---|---|---|---|---|
| Aroclor-1016 | 5.818 | 5.000 | ug/L | 116% | | 69-120 |
| Aroclor-1260 | 5.630 | 5.000 | ug/L | 113% | | 72-124 |
| **Surrogates** | | | | | | |
| Decachlorobiphenyl (PCB) | 0.4904 | 0.5000 | ug/L | 98% | | 28-138 |

| Type: | Lab Control Sample Duplicate | Lab ID: | QC1341001 | Batch: | 395462 |
|---|---|---|---|---|---|
| Matrix: | Water | Method: | EPA 8082 | Prep Method: | EPA 3510C |

| QC1341001 Analyte | Result | Spiked | Units | Recovery | Qual | Limits | RPD | RPD Lim |
|---|---|---|---|---|---|---|---|---|
| Aroclor-1016 | 5.478 | 5.000 | ug/L | 110% | | 69-120 | 6 | 22 |
| Aroclor-1260 | 5.259 | 5.000 | ug/L | 105% | | 72-124 | 7 | 25 |
| **Surrogates** | | | | | | | | |
| Decachlorobiphenyl (PCB) | 0.4628 | 0.5000 | ug/L | 93% | | 28-138 | | |

ENTHALPY ANALYTICAL

# Batch QC

| | | | | | |
|---|---|---|---|---|---|
| **Type:** | **Lab Control Sample** | **Lab ID:** | **QC1340954** | **Batch:** | **395452** |
| **Matrix:** | **Water** | **Method:** | **EPA 8260B** | **Prep Method:** | **EPA 5030B** |

| QC1340954 Analyte | Result | Spiked | Units | Recovery | Qual | Limits |
|---|---|---|---|---|---|---|
| 1,1-Dichloroethene | 48.38 | 50.00 | ug/L | 97% | | 69-128 |
| MTBE | 49.96 | 50.00 | ug/L | 100% | | 66-125 |
| Benzene | 48.32 | 50.00 | ug/L | 97% | | 76-121 |
| Trichloroethene | 49.98 | 50.00 | ug/L | 100% | | 76-124 |
| Toluene | 48.88 | 50.00 | ug/L | 98% | | 76-120 |
| Chlorobenzene | 49.52 | 50.00 | ug/L | 99% | | 78-120 |
| **Surrogates** | | | | | | |
| Dibromofluoromethane | 50.26 | 50.00 | ug/L | 101% | | 70-130 |
| 1,2-Dichloroethane-d4 | 51.29 | 50.00 | ug/L | 103% | | 70-130 |
| Toluene-d8 | 50.50 | 50.00 | ug/L | 101% | | 70-130 |
| Bromofluorobenzene | 56.62 | 50.00 | ug/L | 113% | | 70-130 |

| | | | | | |
|---|---|---|---|---|---|
| **Type:** | **Lab Control Sample Duplicate** | **Lab ID:** | **QC1340955** | **Batch:** | **395452** |
| **Matrix:** | **Water** | **Method:** | **EPA 8260B** | **Prep Method:** | **EPA 5030B** |

| QC1340955 Analyte | Result | Spiked | Units | Recovery | Qual | Limits | RPD | RPD Lim |
|---|---|---|---|---|---|---|---|---|
| 1,1-Dichloroethene | 48.19 | 50.00 | ug/L | 96% | | 69-128 | 0 | 23 |
| MTBE | 49.74 | 50.00 | ug/L | 99% | | 66-125 | 0 | 22 |
| Benzene | 48.36 | 50.00 | ug/L | 97% | | 76-121 | 0 | 21 |
| Trichloroethene | 49.46 | 50.00 | ug/L | 99% | | 76-124 | 1 | 22 |
| Toluene | 48.37 | 50.00 | ug/L | 97% | | 76-120 | 1 | 21 |
| Chlorobenzene | 49.78 | 50.00 | ug/L | 100% | | 78-120 | 1 | 20 |
| **Surrogates** | | | | | | | | |
| Dibromofluoromethane | 49.86 | 50.00 | ug/L | 100% | | 70-130 | | |
| 1,2-Dichloroethane-d4 | 50.42 | 50.00 | ug/L | 101% | | 70-130 | | |
| Toluene-d8 | 50.33 | 50.00 | ug/L | 101% | | 70-130 | | |
| Bromofluorobenzene | 55.72 | 50.00 | ug/L | 111% | | 70-130 | | |

ENTHALPY ANALYTICAL

# Batch QC

| | | | | | |
|---|---|---|---|---|---|
| **Type:** | **Blank** | **Lab ID:** | **QC1340959** | **Batch:** | **395452** |
| **Matrix:** | **Water** | **Method:** | **EPA 8260B** | **Prep Method:** | **EPA 5030B** |

| QC1340959 Analyte | Result | Qual | Units | RL | MDL | Prepared | Analyzed |
|---|---|---|---|---|---|---|---|
| Carbon Disulfide | ND | | ug/L | 5.0 | 0.1 | 02/16/26 | 02/16/26 |
| Chloroprene | ND | | ug/L | 200 | 2.7 | 02/16/26 | 02/16/26 |
| 3-Chloropropene | ND | | ug/L | 5.0 | 0.2 | 02/16/26 | 02/16/26 |
| Ethyl methacrylate | ND | | ug/L | 50 | 3.9 | 02/16/26 | 02/16/26 |
| Ethanol | ND | | ug/L | 500 | 160 | 02/16/26 | 02/16/26 |
| 2-Hexanone | ND | | ug/L | 5.0 | 1.3 | 02/16/26 | 02/16/26 |
| Isopropanol (IPA) | ND | | ug/L | 200 | 96 | 02/16/26 | 02/16/26 |
| Methyl acrylonitrile | ND | | ug/L | 35 | 4.2 | 02/16/26 | 02/16/26 |
| Vinyl Acetate | ND | | ug/L | 50 | 3.2 | 02/16/26 | 02/16/26 |
| Acrolein | ND | | ug/L | 200 | 2.6 | 02/16/26 | 02/16/26 |
| Acrylonitrile | ND | | ug/L | 10 | 0.7 | 02/16/26 | 02/16/26 |
| Freon 12 | ND | | ug/L | 5.0 | 0.2 | 02/16/26 | 02/16/26 |
| Chloromethane | ND | | ug/L | 5.0 | 0.09 | 02/16/26 | 02/16/26 |
| Vinyl Chloride | ND | | ug/L | 5.0 | 0.1 | 02/16/26 | 02/16/26 |
| Bromomethane | ND | | ug/L | 5.0 | 0.1 | 02/16/26 | 02/16/26 |
| Chloroethane | ND | | ug/L | 5.0 | 0.1 | 02/16/26 | 02/16/26 |
| Trichlorofluoromethane | ND | | ug/L | 5.0 | 0.1 | 02/16/26 | 02/16/26 |
| Iodomethane | ND | | ug/L | 5.0 | | 02/16/26 | 02/16/26 |
| Acetone | ND | | ug/L | 100 | 14 | 02/16/26 | 02/16/26 |
| Freon 113 | ND | | ug/L | 5.0 | 0.1 | 02/16/26 | 02/16/26 |
| 1,1-Dichloroethene | ND | | ug/L | 5.0 | 0.1 | 02/16/26 | 02/16/26 |
| Methylene Chloride | ND | | ug/L | 10 | 0.2 | 02/16/26 | 02/16/26 |
| MTBE | ND | | ug/L | 5.0 | 0.1 | 02/16/26 | 02/16/26 |
| trans-1,2-Dichloroethene | ND | | ug/L | 5.0 | 0.1 | 02/16/26 | 02/16/26 |
| 1,1-Dichloroethane | ND | | ug/L | 5.0 | 0.09 | 02/16/26 | 02/16/26 |
| 2-Butanone | ND | | ug/L | 10 | 1.3 | 02/16/26 | 02/16/26 |
| cis-1,2-Dichloroethene | ND | | ug/L | 5.0 | 0.1 | 02/16/26 | 02/16/26 |
| 2,2-Dichloropropane | ND | | ug/L | 5.0 | 0.2 | 02/16/26 | 02/16/26 |
| Chloroform | ND | | ug/L | 5.0 | 0.08 | 02/16/26 | 02/16/26 |
| Bromochloromethane | ND | | ug/L | 5.0 | 0.1 | 02/16/26 | 02/16/26 |
| 1,1,1-Trichloroethane | ND | | ug/L | 5.0 | 0.1 | 02/16/26 | 02/16/26 |
| 1,1-Dichloropropene | ND | | ug/L | 5.0 | 0.1 | 02/16/26 | 02/16/26 |
| Carbon Tetrachloride | ND | | ug/L | 5.0 | 0.1 | 02/16/26 | 02/16/26 |
| 1,2-Dichloroethane | ND | | ug/L | 5.0 | 0.2 | 02/16/26 | 02/16/26 |
| Benzene | ND | | ug/L | 1.0 | 0.1 | 02/16/26 | 02/16/26 |
| Trichloroethene | ND | | ug/L | 5.0 | 0.1 | 02/16/26 | 02/16/26 |
| 1,2-Dichloropropane | ND | | ug/L | 5.0 | 0.09 | 02/16/26 | 02/16/26 |
| Bromodichloromethane | ND | | ug/L | 5.0 | 0.07 | 02/16/26 | 02/16/26 |
| Dibromomethane | ND | | ug/L | 5.0 | 0.1 | 02/16/26 | 02/16/26 |
| 4-Methyl-2-Pentanone | ND | | ug/L | 5.0 | 1.0 | 02/16/26 | 02/16/26 |
| cis-1,3-Dichloropropene | ND | | ug/L | 5.0 | 0.1 | 02/16/26 | 02/16/26 |
| Toluene | ND | | ug/L | 5.0 | 0.1 | 02/16/26 | 02/16/26 |
| trans-1,3-Dichloropropene | ND | | ug/L | 5.0 | 0.09 | 02/16/26 | 02/16/26 |
| 1,1,2-Trichloroethane | ND | | ug/L | 5.0 | 0.1 | 02/16/26 | 02/16/26 |
| 1,3-Dichloropropane | ND | | ug/L | 5.0 | 0.07 | 02/16/26 | 02/16/26 |
| Tetrachloroethene | ND | | ug/L | 5.0 | 0.2 | 02/16/26 | 02/16/26 |
| Dibromochloromethane | ND | | ug/L | 5.0 | 0.1 | 02/16/26 | 02/16/26 |

ENTHALPY ANALYTICAL

## Batch QC

| QC1340959 Analyte | Result | Qual | Units | RL | MDL | Prepared | Analyzed |
|---|---|---|---|---|---|---|---|
| 1,2-Dibromoethane | ND | | ug/L | 5.0 | 0.1 | 02/16/26 | 02/16/26 |
| Chlorobenzene | ND | | ug/L | 5.0 | 0.1 | 02/16/26 | 02/16/26 |
| 1,1,1,2-Tetrachloroethane | ND | | ug/L | 5.0 | 0.07 | 02/16/26 | 02/16/26 |
| Ethylbenzene | ND | | ug/L | 5.0 | 0.1 | 02/16/26 | 02/16/26 |
| m,p-Xylenes | ND | | ug/L | 5.0 | 0.2 | 02/16/26 | 02/16/26 |
| o-Xylene | ND | | ug/L | 5.0 | 0.1 | 02/16/26 | 02/16/26 |
| Styrene | ND | | ug/L | 5.0 | 0.1 | 02/16/26 | 02/16/26 |
| Bromoform | ND | | ug/L | 5.0 | 0.06 | 02/16/26 | 02/16/26 |
| Isopropylbenzene | ND | | ug/L | 5.0 | 0.1 | 02/16/26 | 02/16/26 |
| 1,1,2,2-Tetrachloroethane | ND | | ug/L | 5.0 | 0.1 | 02/16/26 | 02/16/26 |
| 1,2,3-Trichloropropane | ND | | ug/L | 5.0 | 0.3 | 02/16/26 | 02/16/26 |
| Propylbenzene | ND | | ug/L | 5.0 | 0.1 | 02/16/26 | 02/16/26 |
| Bromobenzene | ND | | ug/L | 5.0 | 0.1 | 02/16/26 | 02/16/26 |
| 1,3,5-Trimethylbenzene | ND | | ug/L | 5.0 | 0.1 | 02/16/26 | 02/16/26 |
| 2-Chlorotoluene | ND | | ug/L | 5.0 | 0.1 | 02/16/26 | 02/16/26 |
| 4-Chlorotoluene | ND | | ug/L | 5.0 | 0.2 | 02/16/26 | 02/16/26 |
| tert-Butylbenzene | ND | | ug/L | 5.0 | 0.1 | 02/16/26 | 02/16/26 |
| 1,2,4-Trimethylbenzene | ND | | ug/L | 5.0 | 0.1 | 02/16/26 | 02/16/26 |
| sec-Butylbenzene | ND | | ug/L | 5.0 | 0.2 | 02/16/26 | 02/16/26 |
| para-Isopropyl Toluene | ND | | ug/L | 5.0 | 0.2 | 02/16/26 | 02/16/26 |
| 1,3-Dichlorobenzene | ND | | ug/L | 5.0 | 0.1 | 02/16/26 | 02/16/26 |
| 1,4-Dichlorobenzene | ND | | ug/L | 5.0 | 0.2 | 02/16/26 | 02/16/26 |
| n-Butylbenzene | ND | | ug/L | 5.0 | 0.1 | 02/16/26 | 02/16/26 |
| 1,2-Dichlorobenzene | ND | | ug/L | 5.0 | 0.1 | 02/16/26 | 02/16/26 |
| 1,2-Dibromo-3-Chloropropane | ND | | ug/L | 5.0 | 0.6 | 02/16/26 | 02/16/26 |
| 1,2,4-Trichlorobenzene | ND | | ug/L | 5.0 | 0.3 | 02/16/26 | 02/16/26 |
| Hexachlorobutadiene | ND | | ug/L | 5.0 | 0.3 | 02/16/26 | 02/16/26 |
| 1,2,3-Trichlorobenzene | ND | | ug/L | 5.0 | 0.3 | 02/16/26 | 02/16/26 |
| cis-1,4-Dichloro-2-butene | ND | | ug/L | 5.0 | 0.3 | 02/16/26 | 02/16/26 |
| trans-1,4-Dichloro-2-butene | ND | | ug/L | 5.0 | 0.3 | 02/16/26 | 02/16/26 |
| Xylene (total) | ND | | ug/L | 5.0 | | 02/16/26 | 02/16/26 |
| **Surrogates** | | | | **Limits** | | | |
| Dibromofluoromethane | 98% | | %REC | 70-130 | | 02/16/26 | 02/16/26 |
| 1,2-Dichloroethane-d4 | 102% | | %REC | 70-130 | | 02/16/26 | 02/16/26 |
| Toluene-d8 | 102% | | %REC | 70-130 | | 02/16/26 | 02/16/26 |
| Bromofluorobenzene | 106% | | %REC | 70-130 | | 02/16/26 | 02/16/26 |

ENTHALPY ANALYTICAL

# Batch QC

| Type: | Matrix Spike | Lab ID: | QC1340986 | Batch: | 395452 |
|---|---|---|---|---|---|
| Matrix (Source ID): | Water (553203-001) | Method: | EPA 8260B | Prep Method: | EPA 5030B |

| QC1340986 Analyte | Result | Source Sample Result | Spiked | Units | Recovery | Qual | Limits | DF |
|---|---|---|---|---|---|---|---|---|
| 1,1-Dichloroethene | 18.35 | ND | 20.00 | ug/L | 92% | | 62-131 | 1 |
| MTBE | 19.72 | ND | 20.00 | ug/L | 99% | | 61-124 | 1 |
| Benzene | 18.29 | ND | 20.00 | ug/L | 91% | | 70-123 | 1 |
| Trichloroethene | 21.30 | ND | 20.00 | ug/L | 106% | | 65-131 | 1 |
| Toluene | 18.23 | ND | 20.00 | ug/L | 91% | | 69-120 | 1 |
| Chlorobenzene | 19.02 | ND | 20.00 | ug/L | 95% | | 72-121 | 1 |
| **Surrogates** | | | | | | | | |
| Dibromofluoromethane | 49.44 | | 50.00 | ug/L | 99% | | 70-130 | 1 |
| 1,2-Dichloroethane-d4 | 52.68 | | 50.00 | ug/L | 105% | | 70-130 | 1 |
| Toluene-d8 | 49.69 | | 50.00 | ug/L | 99% | | 70-130 | 1 |
| Bromofluorobenzene | 49.64 | | 50.00 | ug/L | 99% | | 70-130 | 1 |

| Type: | Matrix Spike Duplicate | Lab ID: | QC1340987 | Batch: | 395452 |
|---|---|---|---|---|---|
| Matrix (Source ID): | Water (553203-001) | Method: | EPA 8260B | Prep Method: | EPA 5030B |

| QC1340987 Analyte | Result | Source Sample Result | Spiked | Units | Recovery | Qual | Limits | RPD | RPD Lim | DF |
|---|---|---|---|---|---|---|---|---|---|---|
| 1,1-Dichloroethene | 17.71 | ND | 20.00 | ug/L | 89% | | 62-131 | 4 | 31 | 1 |
| MTBE | 19.23 | ND | 20.00 | ug/L | 96% | | 61-124 | 3 | 30 | 1 |
| Benzene | 17.58 | ND | 20.00 | ug/L | 88% | | 70-123 | 4 | 31 | 1 |
| Trichloroethene | 20.13 | ND | 20.00 | ug/L | 101% | | 65-131 | 6 | 31 | 1 |
| Toluene | 17.99 | ND | 20.00 | ug/L | 90% | | 69-120 | 1 | 29 | 1 |
| Chlorobenzene | 18.69 | ND | 20.00 | ug/L | 93% | | 72-121 | 2 | 29 | 1 |
| **Surrogates** | | | | | | | | | | |
| Dibromofluoromethane | 50.29 | | 50.00 | ug/L | 101% | | 70-130 | | | 1 |
| 1,2-Dichloroethane-d4 | 52.74 | | 50.00 | ug/L | 105% | | 70-130 | | | 1 |
| Toluene-d8 | 49.60 | | 50.00 | ug/L | 99% | | 70-130 | | | 1 |
| Bromofluorobenzene | 49.93 | | 50.00 | ug/L | 100% | | 70-130 | | | 1 |

| Type: | Blank | Lab ID: | QC1340973 | Batch: | 395455 |
|---|---|---|---|---|---|
| Matrix: | Water | Method: | EPA 8270C-SIM | Prep Method: | EPA 3535 |

| QC1340973 Analyte | Result | Qual | Units | RL | MDL | Prepared | Analyzed |
|---|---|---|---|---|---|---|---|
| 1,4-Dioxane | ND | | ug/L | 1.0 | 0.84 | 02/16/26 | 02/17/26 |
| **Surrogates** | | | | **Limits** | | | |
| 1,4-Dioxane-d8 (SUR) | 98% | | %REC | 80-120 | | 02/16/26 | 02/17/26 |

ENTHALPY ANALYTICAL

# Batch QC

| Type: | Lab Control Sample | Lab ID: | QC1340974 | Batch: | 395455 |
|---|---|---|---|---|---|
| Matrix: | Water | Method: | EPA 8270C-SIM | Prep Method: | EPA 3535 |

| QC1340974 Analyte | Result | Spiked | Units | Recovery | Qual | Limits |
|---|---|---|---|---|---|---|
| 1,4-Dioxane | 9.846 | 10.00 | ug/L | 98% | | 79-120 |
| **Surrogates** | | | | | | |
| 1,4-Dioxane-d8 (SUR) | 9.879 | 10.00 | ug/L | 99% | | 80-120 |

| Type: | Lab Control Sample Duplicate | Lab ID: | QC1340975 | Batch: | 395455 |
|---|---|---|---|---|---|
| Matrix: | Water | Method: | EPA 8270C-SIM | Prep Method: | EPA 3535 |

| QC1340975 Analyte | Result | Spiked | Units | Recovery | Qual | Limits | RPD | RPD Lim |
|---|---|---|---|---|---|---|---|---|
| 1,4-Dioxane | 10.64 | 10.00 | ug/L | 106% | | 79-120 | 8 | 20 |
| **Surrogates** | | | | | | | | |
| 1,4-Dioxane-d8 (SUR) | 10.41 | 10.00 | ug/L | 104% | | 80-120 | | |

| Type: | Blank | Lab ID: | QC1341224 | Batch: | 395536 |
|---|---|---|---|---|---|
| Matrix: | Water | Method: | SM 4500-CN-E | Prep Method: | METHOD |

| QC1341224 Analyte | Result | Qual | Units | RL | MDL | Prepared | Analyzed |
|---|---|---|---|---|---|---|---|
| Cyanide | ND | | mg/L | 0.0050 | 0.0017 | 02/17/26 | 02/18/26 |

| Type: | Lab Control Sample | Lab ID: | QC1341225 | Batch: | 395536 |
|---|---|---|---|---|---|
| Matrix: | Water | Method: | SM 4500-CN-E | Prep Method: | METHOD |

| QC1341225 Analyte | Result | Spiked | Units | Recovery | Qual | Limits |
|---|---|---|---|---|---|---|
| Cyanide | 0.1037 | 0.1000 | mg/L | 104% | | 85-115 |

| Type: | Matrix Spike | Lab ID: | QC1341238 | Batch: | 395536 |
|---|---|---|---|---|---|
| Matrix (Source ID): | Water (552937-001) | Method: | SM 4500-CN-E | Prep Method: | METHOD |

| QC1341238 Analyte | Result | Source Sample Result | Spiked | Units | Recovery | Qual | Limits | DF |
|---|---|---|---|---|---|---|---|---|
| Cyanide | 0.1029 | ND | 0.1000 | mg/L | 103% | | 80-120 | 0.5 |

| Type: | Matrix Spike Duplicate | Lab ID: | QC1341239 | Batch: | 395536 |
|---|---|---|---|---|---|
| Matrix (Source ID): | Water (552937-001) | Method: | SM 4500-CN-E | Prep Method: | METHOD |

| QC1341239 Analyte | Result | Source Sample Result | Spiked | Units | Recovery | Qual | Limits | RPD | RPD Lim | DF |
|---|---|---|---|---|---|---|---|---|---|---|
| Cyanide | 0.1012 | ND | 0.1000 | mg/L | 101% | | 80-120 | 2 | 20 | 0.5 |

ENTHALPY ANALYTICAL

# Batch QC

| Type: | Matrix Spike | Lab ID: | QC1341240 | Batch: | 395536 |
|---|---|---|---|---|---|
| Matrix (Source ID): | Water (552943-001) | Method: | SM 4500-CN-E | Prep Method: | METHOD |

| QC1341240 Analyte | Result | Source Sample Result | Spiked | Units | Recovery | Qual | Limits | DF |
|---|---|---|---|---|---|---|---|---|
| Cyanide | 0.1025 | ND | 0.1000 | mg/L | 102% | | 80-120 | 0.5 |

| Type: | Matrix Spike Duplicate | Lab ID: | QC1341241 | Batch: | 395536 |
|---|---|---|---|---|---|
| Matrix (Source ID): | Water (552943-001) | Method: | SM 4500-CN-E | Prep Method: | METHOD |

| QC1341241 Analyte | Result | Source Sample Result | Spiked | Units | Recovery | Qual | Limits | RPD | RPD Lim | DF |
|---|---|---|---|---|---|---|---|---|---|---|
| Cyanide | 0.08667 | ND | 0.1000 | mg/L | 87% | | 80-120 | 17 | 20 | 0.5 |

| Type: | Blank | Lab ID: | QC1341189 | Batch: | 395526 |
|---|---|---|---|---|---|
| Matrix: | Water | Method: | SM 4500-S2-D | Prep Method: | METHOD |

| QC1341189 Analyte | Result | Qual | Units | RL | MDL | Prepared | Analyzed |
|---|---|---|---|---|---|---|---|
| Sulfide | ND | | mg/L | 0.10 | | 02/17/26 | 02/17/26 |

| Type: | Lab Control Sample | Lab ID: | QC1341190 | Batch: | 395526 |
|---|---|---|---|---|---|
| Matrix: | Water | Method: | SM 4500-S2-D | Prep Method: | METHOD |

| QC1341190 Analyte | Result | Spiked | Units | Recovery | Qual | Limits |
|---|---|---|---|---|---|---|
| Sulfide | 0.9000 | 1.000 | mg/L | 90% | | 90-110 |

| Type: | Matrix Spike | Lab ID: | QC1341218 | Batch: | 395526 |
|---|---|---|---|---|---|
| Matrix (Source ID): | Water (553203-001) | Method: | SM 4500-S2-D | Prep Method: | METHOD |

| QC1341218 Analyte | Result | Source Sample Result | Spiked | Units | Recovery | Qual | Limits | DF |
|---|---|---|---|---|---|---|---|---|
| Sulfide | 0.8000 | ND | 1.000 | mg/L | 80% | | 80-120 | 1 |

| Type: | Matrix Spike Duplicate | Lab ID: | QC1341219 | Batch: | 395526 |
|---|---|---|---|---|---|
| Matrix (Source ID): | Water (553203-001) | Method: | SM 4500-S2-D | Prep Method: | METHOD |

| QC1341219 Analyte | Result | Source Sample Result | Spiked | Units | Recovery | Qual | Limits | RPD | RPD Lim | DF |
|---|---|---|---|---|---|---|---|---|---|---|
| Sulfide | 0.8000 | ND | 1.000 | mg/L | 80% | | 80-120 | 0 | 20 | 1 |

| Type: | Blank | Lab ID: | QC1341194 | Batch: | 395528 |
|---|---|---|---|---|---|
| Matrix: | Water | Method: | SM 5310B | Prep Method: | SM 5310B |

| QC1341194 Analyte | Result | Qual | Units | RL | MDL | Prepared | Analyzed |
|---|---|---|---|---|---|---|---|
| Total Organic Carbon | ND | | mg/L | 1.0 | 0.49 | 02/17/26 | 02/17/26 |

ENTHALPY ANALYTICAL

# Batch QC

| Type: Lab Control Sample | Lab ID: QC1341195 | Batch: 395528 |
|---|---|---|
| Matrix: Water | Method: SM 5310B | Prep Method: SM 5310B |

| QC1341195 Analyte | Result | Spiked | Units | Recovery | Qual | Limits |
|---|---|---|---|---|---|---|
| Total Organic Carbon | 22.92 | 25.00 | mg/L | 92% | | 85-115 |

| Type: Matrix Spike | Lab ID: QC1341196 | Batch: 395528 |
|---|---|---|
| Matrix (Source ID): Water (553203-001) | Method: SM 5310B | Prep Method: SM 5310B |

| QC1341196 Analyte | Result | Source Sample Result | Spiked | Units | Recovery | Qual | Limits | DF |
|---|---|---|---|---|---|---|---|---|
| Total Organic Carbon | 224.1 | 197.3 | 25.00 | mg/L | 107% | NM | 75-125 | 3 |

| Type: Matrix Spike Duplicate | Lab ID: QC1341197 | Batch: 395528 |
|---|---|---|
| Matrix (Source ID): Water (553203-001) | Method: SM 5310B | Prep Method: SM 5310B |

| QC1341197 Analyte | Result | Source Sample Result | Spiked | Units | Recovery | Qual | Limits | RPD | RPD Lim | DF |
|---|---|---|---|---|---|---|---|---|---|---|
| Total Organic Carbon | 201.1 | 197.3 | 25.00 | mg/L | 15% | NM | 75-125 | 11 | 25 | 3 |

| Type: Sample Duplicate | Lab ID: QC1341211 | Batch: 395530 |
|---|---|---|
| Matrix (Source ID): Water (553203-001) | Method: SM2130B | |

| QC1341211 Analyte | Result | Source Sample Result | Units | Qual | RPD | RPD Lim | DF |
|---|---|---|---|---|---|---|---|
| Turbidity | 1,457 | 1459 | NTU | | 0 | 20 | 1 |

| Type: Blank | Lab ID: QC1341579 | Batch: 395653 |
|---|---|---|
| Matrix: Water | Method: SM2320B | Prep Method: METHOD |

| QC1341579 Analyte | Result | Qual | Units | RL | MDL | Prepared | Analyzed |
|---|---|---|---|---|---|---|---|
| Bicarbonate | ND | | mg/L | 2.4 | | 02/18/26 | 02/18/26 |
| Alkalinity, Total as CaCO3 | ND | | mg/L | 2.0 | | 02/18/26 | 02/18/26 |

| Type: Lab Control Sample | Lab ID: QC1341580 | Batch: 395653 |
|---|---|---|
| Matrix: Water | Method: SM2320B | Prep Method: METHOD |

| QC1341580 Analyte | Result | Spiked | Units | Recovery | Qual | Limits |
|---|---|---|---|---|---|---|
| Alkalinity, Total as CaCO3 | 108.2 | 100.0 | mg/L | 108% | | 90-110 |

ENTHALPY ANALYTICAL

# Batch QC

| Type: | Sample Duplicate | Lab ID: | QC1341581 | Batch: | 395653 |
|---|---|---|---|---|---|
| Matrix (Source ID): | Water (553203-001) | Method: | SM2320B | Prep Method: | METHOD |

| QC1341581 Analyte | Result | Source Sample Result | Units | Qual | RPD | RPD Lim | DF |
|---|---|---|---|---|---|---|---|
| Bicarbonate | 103.9 | 102.3 | mg/L | | 2 | 20 | 1.3 |
| Alkalinity, Total as CaCO3 | 85.20 | 83.85 | mg/L | | 2 | 20 | 1.3 |

| Type: | Sample Duplicate | Lab ID: | QC1340941 | Batch: | 395449 |
|---|---|---|---|---|---|
| Matrix (Source ID): | Water (553203-001) | Method: | SM2510B | Prep Method: | METHOD |

| QC1340941 Analyte | Result | Source Sample Result | Units | Qual | RPD | RPD Lim | DF |
|---|---|---|---|---|---|---|---|
| Specific Conductance | 787.4 | 782.6 | umhos/cm | | 1 | 20 | 1 |

| Type: | Blank | Lab ID: | QC1340938 | Batch: | 395448 |
|---|---|---|---|---|---|
| Matrix: | Water | Method: | SM2540C | Prep Method: | METHOD |

| QC1340938 Analyte | Result | Qual | Units | RL | MDL | Prepared | Analyzed |
|---|---|---|---|---|---|---|---|
| Total Dissolved Solids | ND | | mg/L | 20 | | 02/16/26 | 02/17/26 |

| Type: | Lab Control Sample | Lab ID: | QC1340939 | Batch: | 395448 |
|---|---|---|---|---|---|
| Matrix: | Water | Method: | SM2540C | Prep Method: | METHOD |

| QC1340939 Analyte | Result | Spiked | Units | Recovery | Qual | Limits |
|---|---|---|---|---|---|---|
| Total Dissolved Solids | 986.0 | 1000 | mg/L | 99% | | 90-110 |

| Type: | Sample Duplicate | Lab ID: | QC1340940 | Batch: | 395448 |
|---|---|---|---|---|---|
| Matrix (Source ID): | Water (553203-001) | Method: | SM2540C | Prep Method: | METHOD |

| QC1340940 Analyte | Result | Source Sample Result | Units | Qual | RPD | RPD Lim | DF |
|---|---|---|---|---|---|---|---|
| Total Dissolved Solids | 528.0 | 526.0 | mg/L | | 0 | 5 | 2 |

| Type: | Blank | Lab ID: | QC1341133 | Batch: | 395502 |
|---|---|---|---|---|---|
| Matrix: | Water | Method: | SM2540D | Prep Method: | METHOD |

| QC1341133 Analyte | Result | Qual | Units | RL | MDL | Prepared | Analyzed |
|---|---|---|---|---|---|---|---|
| Total Suspended Solids | ND | | mg/L | 0.5 | | 02/17/26 | 02/17/26 |

| Type: | Lab Control Sample | Lab ID: | QC1341134 | Batch: | 395502 |
|---|---|---|---|---|---|
| Matrix: | Water | Method: | SM2540D | Prep Method: | METHOD |

| QC1341134 Analyte | Result | Spiked | Units | Recovery | Qual | Limits |
|---|---|---|---|---|---|---|
| Total Suspended Solids | 98.50 | 100.0 | mg/L | 99% | | 90-110 |

# Batch QC

| Type: | Lab Control Sample Duplicate | Lab ID: | QC1341135 | Batch: | 395502 |
|---|---|---|---|---|---|
| Matrix: | Water | Method: | SM2540D | Prep Method: | METHOD |

| QC1341135 Analyte | Result | Spiked | Units | Recovery | Qual | Limits | RPD | RPD Lim |
|---|---|---|---|---|---|---|---|---|
| Total Suspended Solids | 98.75 | 100.0 | mg/L | 99% | | 90-110 | 0 | 5 |

| Type: | Sample Duplicate | Lab ID: | QC1341136 | Batch: | 395502 |
|---|---|---|---|---|---|
| Matrix (Source ID): | Water (553203-001) | Method: | SM2540D | Prep Method: | METHOD |

| QC1341136 Analyte | Result | Source Sample Result | Units | Qual | RPD | RPD Lim | DF |
|---|---|---|---|---|---|---|---|
| Total Suspended Solids | 7,940 | 7840 | mg/L | | 1 | 5 | 1 |

| Type: | Blank | Lab ID: | QC1340976 | Batch: | 395456 |
|---|---|---|---|---|---|
| Matrix: | Water | Method: | SM5210B | Prep Method: | METHOD |

| QC1340976 Analyte | Result | Qual | Units | RL | MDL | Prepared | Analyzed |
|---|---|---|---|---|---|---|---|
| Biochemical Oxygen Demand | ND | | mg/L | 3.0 | | 02/16/26 14:46 | 02/21/26 15:25 |

| Type: | Lab Control Sample | Lab ID: | QC1340977 | Batch: | 395456 |
|---|---|---|---|---|---|
| Matrix: | Water | Method: | SM5210B | Prep Method: | METHOD |

| QC1340977 Analyte | Result | Spiked | Units | Recovery | Qual | Limits |
|---|---|---|---|---|---|---|
| Biochemical Oxygen Demand | 193.8 | 198.0 | mg/L | 98% | | 84.6-115.4 |

| Type: | Sample Duplicate | Lab ID: | QC1340978 | Batch: | 395456 |
|---|---|---|---|---|---|
| Matrix (Source ID): | Water (553203-001) | Method: | SM5210B | Prep Method: | METHOD |

| QC1340978 Analyte | Result | Source Sample Result | Units | Qual | RPD | RPD Lim | DF |
|---|---|---|---|---|---|---|---|
| Biochemical Oxygen Demand | 3.720 | 3.810 | mg/L | BOD5 | 2 | 30 | 1 |

| Type: | Blank | Lab ID: | QC1341164 | Batch: | 395517 |
|---|---|---|---|---|---|
| Matrix: | Water | Method: | SM5220D | Prep Method: | SM 5220D |

| QC1341164 Analyte | Result | Qual | Units | RL | MDL | Prepared | Analyzed |
|---|---|---|---|---|---|---|---|
| Chemical Oxygen Demand | ND | | mg/L | 4.0 | 2.0 | 02/17/26 | 02/17/26 |

| Type: | Lab Control Sample | Lab ID: | QC1341165 | Batch: | 395517 |
|---|---|---|---|---|---|
| Matrix: | Water | Method: | SM5220D | Prep Method: | SM 5220D |

| QC1341165 Analyte | Result | Spiked | Units | Recovery | Qual | Limits |
|---|---|---|---|---|---|---|
| Chemical Oxygen Demand | 90.00 | 100.0 | mg/L | 90% | | 90-110 |

# Batch QC

| | | | | | |
|---|---|---|---|---|---|
| **Type:** | **Matrix Spike** | **Lab ID:** | **QC1341172** | **Batch:** | **395517** |
| **Matrix (Source ID):** | **Water (552473-001)** | **Method:** | **SM5220D** | **Prep Method:** | **SM 5220D** |

| QC1341172 Analyte | Result | Source Sample Result | Spiked | Units | Recovery | Qual | Limits | DF |
|---|---|---|---|---|---|---|---|---|
| Chemical Oxygen Demand | 92.00 | 9.000 | 100.0 | mg/L | 83% | | 75-125 | 2 |

| | | | | | |
|---|---|---|---|---|---|
| **Type:** | **Matrix Spike Duplicate** | **Lab ID:** | **QC1341173** | **Batch:** | **395517** |
| **Matrix (Source ID):** | **Water (552473-001)** | **Method:** | **SM5220D** | **Prep Method:** | **SM 5220D** |

| QC1341173 Analyte | Result | Source Sample Result | Spiked | Units | Recovery | Qual | Limits | RPD | RPD Lim | DF |
|---|---|---|---|---|---|---|---|---|---|---|
| Chemical Oxygen Demand | 94.00 | 9.000 | 100.0 | mg/L | 85% | | 75-125 | 2 | 20 | 2 |

| | |
|---|---|
| * | Value is outside QC limits |
| BOD5 | Estimated result, under-depleted, highest volume replicate reported |
| E | Response exceeds instrument's linear range |
| ND | Not Detected |
| NM | Not Meaningful |
| b | See narrative |

**Laboratory Job Number 553203**

**Subcontracted Products**

**Pace Laboratories**

Date of Report: 02/27/2026

David Tripp

Enthalpy Analytical - Orange
931 West Barkley Avenue
Orange, CA 92868

| | |
|---|---|
| Client Project: | EO-553203 |
| Pace Project: | Chiquita Canyon Landfill Stormwater |
| Pace Work Order: | 2602489 |
| Invoice ID: | B531848 |

Enclosed are the results of analyses for samples received by the laboratory on 2/18/2026. If you have any questions concerning this report, please feel free to contact me.

Sincerely,

Contact Person: Ragen Williams
Client Service Rep

Steven Bennett
Operations Manager

Certifications: CA ELAP #1186; NV #CA00014; OR ELAP #4032-001; AK UST101

*The results in this report apply to the samples analyzed in accordance with the chain of custody document. This analytical report must be reproduced in its entirety.*
All results listed in this report are for the exclusive use of the submitting party. Pace Analytical assumes no responsibility for report alteration, separation, detachment or third party interpretation.

# Table of Contents


## Sample Information

Chain of Custody and Cooler Receipt form ..... 3
Laboratory / Client Sample Cross Reference ..... 5

## Sample Results

**2602489-01 - SOUTH BASIN - WESTERN INLET**

Organo-Phosphorus Pesticide Analysis (EPA Method 8141A) ..... 6

## Quality Control Reports

**Organo-Phosphorus Pesticide Analysis (EPA Method 8141A)**

Method Blank Analysis ..... 7
Laboratory Control Sample ..... 8

## Notes

Notes and Definitions ..... 9



*The results in this report apply to the samples analyzed in accordance with the chain of custody document. This analytical report must be reproduced in its entirety.*
All results listed in this report are for the exclusive use of the submitting party. Pace Analytical assumes no responsibility for report alteration, separation, detachment or third party interpretation.

**Chain of Custody and Cooler Receipt Form for 2602489 Page 1 of 2**

ENTHALPY ANALYTICAL

931 West Barkley Ave
Orange, CA 92868
(714) 771-6900

2602489

RUSH!!

2602489

Subcontract Laboratory:
Pace Laboratories
4100 Atlas Court
Bakersfield, CA 93308
ATTN: Ragen Schallock
PO #: Required, to be sent via email

Enthalpy Order: EO-553203
PM: David Tripp
Email: david.tripp@enthalpy.com
CC: incomingreports@enthalpy.com
Phone: 657-581-4710

Results Due: RUSH TAT
Report Level: II
Report To: MDL
EDDs: ELM_TransferOut (Standard Excel Transfer EDD, 3 tabs)

Notes:
CHIQUITA Stormwater; Pace please advise regarding RUSH TAT

| Sample ID | Collected | Lab ID | # Cont. | Matrix | Analysis Requested | Comment |
|---|---|---|---|---|---|---|
| SOUTH BASIN - WESTERN INLET | 15-FEB-2026 14:20 | 553203-001 | 1 | Water | Organophosphorus Pesticides | -1 |

| Notes: | Relinquished By: | Received By: |
|---|---|---|
| | | Ishet Olivaros |
| | Date: 2-17-26 16:56 | Date: 2/18/26 1004 |
| | | |
| | Date: | Date: |
| | | |
| | Date: | Date: |

*The results in this report apply to the samples analyzed in accordance with the chain of custody document. This analytical report must be reproduced in its entirety.*
All results listed in this report are for the exclusive use of the submitting party. Pace Analytical assumes no responsibility for report alteration, separation, detachment or third party interpretation.

**Chain of Custody and Cooler Receipt Form for 2602489 Page 2 of 2**

PACE ANALYTICAL — COOLER RECEIPT FORM — Page 1 Of 1

Submission #: 2602489

**SHIPPING INFORMATION**
Fed Ex ☐ UPS ☐ GSO / GLS ☑ Hand Delivery ☐
Pace Lab Field Service ☐ Other ☐ (Specify)_____

**SHIPPING CONTAINER**
Ice Chest ☑ None ☐ Box ☐
Other ☐ (Specify)_____

**FREE LIQUID**
YES ☐ NO ☐
W / S

Refrigerant: Ice ☑ Blue Ice ☐ None ☐ Other ☐ Comments:

Custody Seals: Ice Chest ☐ (Intact? Yes ☐ No ☐) Containers ☐ (Intact? Yes ☐ No ☐) None ☑ Comments:

All samples received? Yes ☒ No ☐ All samples containers intact? Yes ☒ No ☐ Description(s) match COC? Yes ☒ No ☐

COC Received ☑ YES ☐ NO

Emissivity: 0.97 Container: NA Thermometer ID: 366 Date/Time 2/18/26

Temperature: (A) 3.5 °C / (C) 3.6 °C Analyst Init FO21004

| SAMPLE CONTAINERS | SAMPLE NUMBERS 1 | 2 | 3 | 4 | 5 | 6 | 7 | 8 | 9 | 10 |
|---|---|---|---|---|---|---|---|---|---|---|
| QT PE UNPRES | | | | | | | | | | |
| 4oz / 8oz / 16oz PE UNPRES | | | | | | | | | | |
| 2oz $Cr^{6+}$ | | | | | | | | | | |
| QT INORGANIC CHEMICAL METALS | | | | | | | | | | |
| INORGANIC CHEMICAL METALS 4oz / 8oz / 16oz | | | | | | | | | | |
| PT CYANIDE | | | | | | | | | | |
| PT NITROGEN FORMS | | | | | | | | | | |
| PT TOTAL SULFIDE | | | | | | | | | | |
| 2oz. NITRATE / NITRITE | | | | | | | | | | |
| PT TOTAL ORGANIC CARBON | | | | | | | | | | |
| PT CHEMICAL OXYGEN DEMAND | | | | | | | | | | |
| PtA PHENOLICS | | | | | | | | | | |
| 40ml VOA VIAL TRAVEL BLANK | | | | | | | | | | |
| 40ml VOA VIAL | | | | | | | | | | |
| QT EPA 1664B | | | | | | | | | | |
| PT ODOR | | | | | | | | | | |
| RADIOLOGICAL | | | | | | | | | | |
| BACTERIOLOGICAL | | | | | | | | | | |
| 40 ml VOA VIAL - 504 | | | | | | | | | | |
| QT EPA 508/608.3/8081A | | | | | | | | | | |
| QT EPA 515.1/8151A | | | | | | | | | | |
| QT EPA 525.2 | | | | | | | | | | |
| QT EPA 525.2 TRAVEL BLANK | | | | | | | | | | |
| 40ml EPA 547 | | | | | | | | | | |
| 40ml EPA 531.1 | | | | | | | | | | |
| 8oz EPA 548.1 | | | | | | | | | | |
| QT EPA 549.2 | | | | | | | | | | |
| QT EPA 8015M | | | | | | | | | | |
| QT EPA 8270C | | | | | | | | | | |
| 8oz / 16oz / 32oz AMBER | A | | | | | | | | | |
| 8oz / 16oz / 32oz JAR | | | | | | | | | | |
| SOIL SLEEVE | | | | | | | | | | |
| PCB VIAL | | | | | | | | | | |
| PLASTIC BAG | | | | | | | | | | |
| TEDLAR BAG | | | | | | | | | | |
| FERROUS IRON | | | | | | | | | | |
| ENCORE | | | | | | | | | | |
| SMART KIT | | | | | | | | | | |
| SUMMA CANISTER | | | | | | | | | | |

CHK BY JW

DISTRIBUTION SLM

SUB OUT

Comments:
Sample Numbering Completed By: TOZ Date/Time: 1008 2/18/26
A = Actual / C = Corrected

Rev 23 05/20/22
[S:\WPDocWordPerfect\LAB_DOCS\FORMS\SAMREC rev 23]

*The results in this report apply to the samples analyzed in accordance with the chain of custody document. This analytical report must be reproduced in its entirety.*
All results listed in this report are for the exclusive use of the submitting party. Pace Analytical assumes no responsibility for report alteration, separation, detachment or third party interpretation.

Pace Analytical®
ENVIRONMENTAL SCIENCES

Enthalpy Analytical - Orange
931 West Barkley Avenue
Orange, CA 92868

**Reported:** 02/27/2026 17:26
Project: Chiquita Canyon Landfill Stormwater
Project Number: EO-553203
Project Manager: David Tripp

# Laboratory / Client Sample Cross Reference

| Laboratory | Client Sample Information | | | |
|---|---|---|---|---|
| **2602489-01** | **COC Number:** | --- | **Receive Date:** | 02/18/2026 10:04 |
| | **Project Number:** | --- | **Sampling Date:** | 02/15/2026 14:20 |
| | **Sampling Location:** | --- | **Sample Depth:** | --- |
| | **Sampling Point:** | SOUTH BASIN - WESTERN INLET | **Lab Matrix:** | Water |
| | **Sampled By:** | CLIENT | **Sample Type:** | Water |

Pace Analytical®
ENVIRONMENTAL SCIENCES

Enthalpy Analytical - Orange
931 West Barkley Avenue
Orange, CA 92868

**Reported:** 02/27/2026 17:26
Project: Chiquita Canyon Landfill Stormwater
Project Number: EO-553203
Project Manager: David Tripp

# Organo-Phosphorus Pesticide Analysis (EPA Method 8141A)

**Pace Sample ID:** 2602489-01 | **Client Sample Name:** SOUTH BASIN - WESTERN INLET, 2/15/2026 2:20:00PM, CLIENT

| Constituent | Result | Units | PQL | MDL | Method | MB Bias | Lab Quals | DCN |
|---|---|---|---|---|---|---|---|---|
| Azinphos methyl | ND | ug/L | 0.50 | 0.12 | EPA-8141A | ND | | 1 |
| Bolstar | ND | ug/L | 0.20 | 0.050 | EPA-8141A | ND | | 1 |
| Chlorpyrifos | ND | ug/L | 0.20 | 0.050 | EPA-8141A | ND | | 1 |
| Coumaphos | ND | ug/L | 0.50 | 0.11 | EPA-8141A | ND | | 1 |
| Demeton O/S | ND | ug/L | 0.20 | 0.056 | EPA-8141A | ND | | 1 |
| Diazinon | ND | ug/L | 0.20 | 0.050 | EPA-8141A | ND | | 1 |
| Dichlorvos | ND | ug/L | 0.20 | 0.050 | EPA-8141A | ND | | 1 |
| Disulfoton | ND | ug/L | 0.20 | 0.050 | EPA-8141A | ND | | 1 |
| Ethoprop | ND | ug/L | 0.20 | 0.052 | EPA-8141A | ND | | 1 |
| Fensulfothion | ND | ug/L | 0.20 | 0.051 | EPA-8141A | ND | | 1 |
| Fenthion | ND | ug/L | 0.20 | 0.050 | EPA-8141A | ND | | 1 |
| Merphos | ND | ug/L | 0.20 | 0.050 | EPA-8141A | ND | | 1 |
| Methyl parathion | ND | ug/L | 0.20 | 0.050 | EPA-8141A | ND | | 1 |
| Mevinphos | ND | ug/L | 0.20 | 0.050 | EPA-8141A | ND | | 1 |
| Naled | ND | ug/L | 0.50 | 0.17 | EPA-8141A | ND | | 1 |
| Phorate | ND | ug/L | 0.20 | 0.066 | EPA-8141A | ND | | 1 |
| Ronnel (Fenchlorphos) | ND | ug/L | 0.20 | 0.050 | EPA-8141A | ND | | 1 |
| Stirophos (Tetrachlorvinphos) | ND | ug/L | 0.20 | 0.082 | EPA-8141A | ND | | 1 |
| Tokuthion (Prothiofos) | ND | ug/L | 0.20 | 0.050 | EPA-8141A | ND | | 1 |
| Trichloronate | ND | ug/L | 0.20 | 0.050 | EPA-8141A | ND | | 1 |
| Triphenylphosphate (Surrogate) | 84.0 | % | 50 - 130 (LCL - UCL) | | EPA-8141A | | | 1 |

| DCN | Method | Prep Date | Run Date/Time | Analyst | Instrument | Dilution | QC Batch ID | Prep Method |
|---|---|---|---|---|---|---|---|---|
| 1 | EPA-8141A | 02/20/26 11:30 | 02/26/26 17:48 | IJC | GC-18 | 0.943 | B227561 | EPA 3510C |

DCN = Data Continuation Number

*The results in this report apply to the samples analyzed in accordance with the chain of custody document. This analytical report must be reproduced in its entirety.*
All results listed in this report are for the exclusive use of the submitting party. Pace Analytical assumes no responsibility for report alteration, separation, detachment or third party interpretation.

Enthalpy Analytical - Orange
931 West Barkley Avenue
Orange, CA 92868

**Reported:** 02/27/2026 17:26
Project: Chiquita Canyon Landfill Stormwater
Project Number: EO-553203
Project Manager: David Tripp

# Organo-Phosphorus Pesticide Analysis (EPA Method 8141A)

## Quality Control Report - Method Blank Analysis

| Constituent | QC Sample ID | MB Result | Units | PQL | MDL | Lab Quals | Run # |
|---|---|---|---|---|---|---|---|
| **QC Batch ID: B227561** | | | | | | | |
| Azinphos methyl | B227561-BLK1 | ND | ug/L | 0.50 | 0.12 | | 1 |
| Bolstar | B227561-BLK1 | ND | ug/L | 0.20 | 0.050 | | 1 |
| Chlorpyrifos | B227561-BLK1 | ND | ug/L | 0.20 | 0.050 | | 1 |
| Coumaphos | B227561-BLK1 | ND | ug/L | 0.50 | 0.11 | | 1 |
| Demeton O/S | B227561-BLK1 | ND | ug/L | 0.20 | 0.056 | | 1 |
| Diazinon | B227561-BLK1 | ND | ug/L | 0.20 | 0.050 | | 1 |
| Dichlorvos | B227561-BLK1 | ND | ug/L | 0.20 | 0.050 | | 1 |
| Disulfoton | B227561-BLK1 | ND | ug/L | 0.20 | 0.050 | | 1 |
| Ethoprop | B227561-BLK1 | ND | ug/L | 0.20 | 0.052 | | 1 |
| Fensulfothion | B227561-BLK1 | ND | ug/L | 0.20 | 0.051 | | 1 |
| Fenthion | B227561-BLK1 | ND | ug/L | 0.20 | 0.050 | | 1 |
| Merphos | B227561-BLK1 | ND | ug/L | 0.20 | 0.050 | | 1 |
| Methyl parathion | B227561-BLK1 | ND | ug/L | 0.20 | 0.050 | | 1 |
| Mevinphos | B227561-BLK1 | ND | ug/L | 0.20 | 0.050 | | 1 |
| Naled | B227561-BLK1 | ND | ug/L | 0.50 | 0.17 | | 1 |
| Phorate | B227561-BLK1 | ND | ug/L | 0.20 | 0.066 | | 1 |
| Ronnel (Fenchlorphos) | B227561-BLK1 | ND | ug/L | 0.20 | 0.050 | | 1 |
| Stirophos (Tetrachlorvinphos) | B227561-BLK1 | ND | ug/L | 0.20 | 0.082 | | 1 |
| Tokuthion (Prothiofos) | B227561-BLK1 | ND | ug/L | 0.20 | 0.050 | | 1 |
| Trichloronate | B227561-BLK1 | ND | ug/L | 0.20 | 0.050 | | 1 |
| **Triphenylphosphate (Surrogate)** | **B227561-BLK1** | **81.4** | % | **50 - 130 (LCL - UCL)** | | | 1 |

| Run # | QC Sample ID | QC Type | Method | Prep Date | Run Date Time | Analyst | Instrument | Dilution |
|---|---|---|---|---|---|---|---|---|
| 1 | B227561-BLK1 | PB | EPA-8141A | 02/20/26 | 02/26/26 14:50 | IJC | GC-18 | 1 |

*The results in this report apply to the samples analyzed in accordance with the chain of custody document. This analytical report must be reproduced in its entirety.*
All results listed in this report are for the exclusive use of the submitting party. Pace Analytical assumes no responsibility for report alteration, separation, detachment or third party interpretation.

Pace Analytical®
ENVIRONMENTAL SCIENCES

Enthalpy Analytical - Orange
931 West Barkley Avenue
Orange, CA 92868

**Reported:** 02/27/2026 17:26
Project: Chiquita Canyon Landfill Stormwater
Project Number: EO-553203
Project Manager: David Tripp

# Organo-Phosphorus Pesticide Analysis (EPA Method 8141A)

## Quality Control Report - Laboratory Control Sample

| Constituent | QC Sample ID | Type | Result | Spike Level | Units | Percent Recovery | RPD | Control Limits Percent Recovery | Control Limits RPD | Lab Quals | Run # |
|---|---|---|---|---|---|---|---|---|---|---|---|
| **QC Batch ID: B227561** | | | | | | | | | | | |
| Bolstar | B227561-BS1 | LCS | 1.7800 | 2.0000 | ug/L | 89.0 | | 50 - 130 | | | 1 |
| | B227561-BSD1 | LCSD | 1.8300 | 2.0000 | ug/L | 91.5 | 2.8 | 50 - 130 | 30 | | 2 |
| Chlorpyrifos | B227561-BS1 | LCS | 1.9000 | 2.0000 | ug/L | 95.0 | | 60 - 120 | | | 1 |
| | B227561-BSD1 | LCSD | 1.8200 | 2.0000 | ug/L | 91.0 | 4.3 | 60 - 120 | 30 | | 2 |
| Diazinon | B227561-BS1 | LCS | 1.5500 | 2.0000 | ug/L | 77.5 | | 60 - 130 | | | 1 |
| | B227561-BSD1 | LCSD | 1.6250 | 2.0000 | ug/L | 81.2 | 4.7 | 60 - 130 | 30 | | 2 |
| Methyl parathion | B227561-BS1 | LCS | 1.8250 | 2.0000 | ug/L | 91.2 | | 60 - 120 | | | 1 |
| | B227561-BSD1 | LCSD | 1.8600 | 2.0000 | ug/L | 93.0 | 1.9 | 60 - 120 | 30 | | 2 |
| Mevinphos | B227561-BS1 | LCS | 1.4850 | 2.0000 | ug/L | 74.2 | | 50 - 120 | | | 1 |
| | B227561-BSD1 | LCSD | 1.4050 | 2.0000 | ug/L | 70.2 | 5.5 | 50 - 120 | 30 | | 2 |
| Ronnel (Fenchlorphos) | B227561-BS1 | LCS | 1.7850 | 2.0000 | ug/L | 89.2 | | 50 - 120 | | | 1 |
| | B227561-BSD1 | LCSD | 1.8400 | 2.0000 | ug/L | 92.0 | 3.0 | 50 - 120 | 30 | | 2 |
| Stirophos (Tetrachlorvinphos) | B227561-BS1 | LCS | 2.1250 | 2.0000 | ug/L | 106 | | 50 - 120 | | | 1 |
| | B227561-BSD1 | LCSD | 1.9550 | 2.0000 | ug/L | 97.8 | 8.3 | 50 - 120 | 30 | | 2 |
| Triphenylphosphate (Surrogate) | B227561-BS1 | LCS | 2.1100 | 2.5000 | ug/L | 84.4 | | 50 - 130 | | | 1 |
| | B227561-BSD1 | LCSD | 2.1200 | 2.5000 | ug/L | 84.8 | 0.5 | 50 - 130 | | | 2 |

| Run # | QC Sample ID | QC Type | Method | Prep Date | Run Date Time | Analyst | Instrument | Dilution |
|---|---|---|---|---|---|---|---|---|
| 1 | B227561-BS1 | LCS | EPA-8141A | 02/20/26 | 02/26/26 15:20 | IJC | GC-18 | 1 |
| 2 | B227561-BSD1 | LCSD | EPA-8141A | 02/20/26 | 02/26/26 15:49 | IJC | GC-18 | 1 |

*The results in this report apply to the samples analyzed in accordance with the chain of custody document. This analytical report must be reproduced in its entirety.*
All results listed in this report are for the exclusive use of the submitting party. Pace Analytical assumes no responsibility for report alteration, separation, detachment or third party interpretation.

Enthalpy Analytical - Orange
931 West Barkley Avenue
Orange, CA 92868

**Reported:** 02/27/2026 17:26
Project: Chiquita Canyon Landfill Stormwater
Project Number: EO-553203
Project Manager: David Tripp

## Notes And Definitions

| | |
|---|---|
| MDL | Method Detection Limit |
| ND | Analyte Not Detected |
| PQL | Practical Quantitation Limit |

*The results in this report apply to the samples analyzed in accordance with the chain of custody document. This analytical report must be reproduced in its entirety.*
All results listed in this report are for the exclusive use of the submitting party. Pace Analytical assumes no responsibility for report alteration, separation, detachment or third party interpretation.

**Laboratory Job Number 553203**

**Subcontracted Products**

**McCampbell Analytical, Inc.**

# McCampbell Analytical, Inc.

*"When Quality Counts"*

# Analytical Report

| | | | |
|---|---|---|---|
| **WorkOrder:** | 2602B21 | **Amended:** | 03/09/2026 |
| | | **Revision:** | 1 |
| **Report Created for:** | Enthalpy Analytical | | |
| | 931 West Barkley Avenue<br>Orange, CA 92868 | | |
| **Project Contact:** | David Tripp | | |
| **Project P.O.:** | 079649 | | |
| **Project:** | EO-553203 | | |
| **Project Location:** | | | |
| **Project Received:** | 02/18/2026 | | |

Analytical Report reviewed & approved for release on 02/24/2026 by:

Jena Alfaro
Project Manager

***The report shall not be reproduced except in full, without the written approval of the laboratory. The analytical results relate only to the items tested. Results reported conform to the most current regulatory standards, where applicable, unless otherwise stated.***

1534 Willow Pass Rd. Pittsburg, CA 94565 ♦ TEL: (877) 252-9262 ♦ FAX: (925) 252-9269 ♦ www.mccampbell.com
CA ELAP 1644 ♦ ORELAP (NELAP) 4033 ♦ AIHA-LAP ID#232255 ♦ DoD-ELAP Cert # L22-757

McCampbell Analytical, Inc.
*"When Quality Counts"*

1534 Willow Pass Road, Pittsburg, CA 94565-1701
Toll Free Telephone: (877) 252-9262 / Fax: (925) 252-9269
http://www.mccampbell.com / E-mail: main@mccampbell.com

# Revision History

**Client:** Enthalpy Analytical **WorkOrder:** 2602B21
**Project:** EO-553203

| Date | Revision | Reason |
|---|---|---|
| 03/09/2026 | 1 | Revised to re-analyze 8151 at DF1. |

McCampbell Analytical, Inc.
*"When Quality Counts"*

1534 Willow Pass Road, Pittsburg, CA 94565-1701
Toll Free Telephone: (877) 252-9262 / Fax: (925) 252-9269
http://www.mccampbell.com / E-mail: main@mccampbell.com

# Glossary of Terms & Qualifier Definitions

**Client:** Enthalpy Analytical **WorkOrder:** 2602B21

**Project:** EO-553203

## Glossary Abbreviation

| | |
|---|---|
| %D | Serial Dilution Percent Difference |
| 95% Interval | 95% Confident Interval |
| CCV | Continuing Calibration Verification. |
| CCV REC (%) | % recovery of Continuing Calibration Verification. |
| CPT | Consumer Product Testing not NELAP Accredited |
| DF | Dilution Factor |
| DI WET | (DISTLC) Waste Extraction Test using DI water |
| DISS | Dissolved (direct analysis of 0.45 µm filtered and acidified water sample) |
| DLT | Dilution Test (Serial Dilution) |
| DUP | Duplicate |
| EDL | Estimated Detection Limit |
| ERS | External reference sample. Second source calibration verification. |
| ITEF | International Toxicity Equivalence Factor |
| LCS | Laboratory Control Sample |
| LCS2 | Second LCS for the batch. Spike level is lower than that for the first LCS; applicable to method 1633. |
| LQL | Lowest Quantitation Level |
| MB | Method Blank |
| MB IS/SS % Rec | % Recovery of Internal Standard or Surrogate in Method Blank, if applicable |
| MB SS % Rec | % Recovery of Surrogate in Method Blank, if applicable |
| MDL | Method Detection Limit [1] |
| ML | Minimum Level of Quantitation |
| MS | Matrix Spike |
| MSD | Matrix Spike Duplicate |
| NA | Not Applicable |
| ND | Not detected at or above the indicated MDL or RL. |
| NR | Data Not Reported due to matrix interference or insufficient sample amount. |
| PDS | Post Digestion Spike |
| PF | Prep Factor |
| RD | Relative Difference |
| RL | Reporting Limit [2] |
| RPD | Relative Percent Difference |
| RRT | Relative Retention Time |
| RSD | Relative Standard Deviation |
| SPK Val | Spike Value |

[1] MDL is the minimum measured concentration of a substance that can be reported with 99% confidence that the measured concentration is distinguishable from method blank results. Definition and Procedure for the Determination of the Method Detection Limit, Revision 2, 40CFR, Part 136, Appendix B, EPA 821-R-16-006, December 2016. Values are based upon our default extraction volume/amount and are subject to change.

[2] RL is the lowest level that can be reliably determined within specified limits of precision and accuracy during routine laboratory operating conditions. (The RL cannot be lower than the lowest calibration standard used in the initial calibration of the instrument and must be greater than the MDL.) Values are based upon our default extraction volume/amount and are subject to change.

McCampbell Analytical, Inc.
*"When Quality Counts"*

1534 Willow Pass Road, Pittsburg, CA 94565-1701
Toll Free Telephone: (877) 252-9262 / Fax: (925) 252-9269
http://www.mccampbell.com / E-mail: main@mccampbell.com

# Glossary of Terms & Qualifier Definitions

**Client:** Enthalpy Analytical **WorkOrder:** 2602B21

**Project:** EO-553203

| | |
|---|---|
| SPKRef Val | Spike Reference Value |
| SPLP | Synthetic Precipitation Leachate Procedure |
| ST | Sorbent Tube |
| TCLP | Toxicity Characteristic Leachate Procedure |
| TEQ | Toxicity Equivalents |
| TNTC | “Too Numerous to Count;” greater than 250 colonies observed on the plate. |
| TPH-Diesel | Sample results for semi-volatile TPH (diesel, kerosene, oil, etc) were calculated using a background subtraction procedure to correct for instrument baseline rise (column bleed) as described in Sec 7.7.2.2 of EPA 8015 B, C. |
| TZA | TimeZone Net Adjustment for sample collected outside of MAI's Coordinated Universal Time (UTC). (Adjustment for Daylight Saving is not accounted.) |
| WET (STLC) | Waste Extraction Test (Soluble Threshold Limit Concentration) |

## Analytical Qualifiers

| | |
|---|---|
| a3 | Sample diluted due to high organic content interfering with quantitative/or qualitative analysis. |
| b1 | Aqueous sample that contains greater than ~1 vol. % sediment |

McCampbell Analytical, Inc.
*"When Quality Counts"*

1534 Willow Pass Road, Pittsburg, CA 94565-1701
Toll Free Telephone: (877) 252-9262 / Fax: (925) 252-9269
http://www.mccampbell.com / E-mail: main@mccampbell.com

# Analytical Report

| | | | |
|---|---|---|---|
| **Client:** | Enthalpy Analytical | **WorkOrder:** | 2602B21 |
| **Date Received:** | 02/18/2026 9:54 | **Extraction Method:** | E8151A |
| **Date Prepared:** | 02/19/2026 | **Analytical Method:** | E8151A |
| **Project:** | EO-553203 | **Unit:** | µg/L |

## Chlorinated Herbicides by GC-ECD

| Client ID | Lab ID | Matrix | Date Collected | Instrument FileID | Batch ID |
|---|---|---|---|---|---|
| SOUTH BASIN - WESTERN INLET | 2602B21-001A | Water | 02/15/2026 14:20 | GC15A 03062612.D | 335931 |

| Analytes | Result | MDL | RL | DF | Date Analyzed |
|---|---|---|---|---|---|
| Acifluorfen | ND | 0.53 | 1.0 | 1 | 03/06/2026 12:51 |
| Bentazon | ND | 0.32 | 1.0 | 1 | 03/06/2026 12:51 |
| Chloramben | ND | 0.64 | 1.0 | 1 | 03/06/2026 12:51 |
| 2,4-D (Dichlorophenoxyacetic acid) | ND | 0.079 | 0.20 | 1 | 03/06/2026 12:51 |
| 2,4-DB | ND | 0.42 | 1.0 | 1 | 03/06/2026 12:51 |
| Dalapon | ND | 0.77 | 1.0 | 1 | 03/06/2026 12:51 |
| DCPA (mono & diacid) | ND | 0.50 | 1.0 | 1 | 03/06/2026 12:51 |
| Dicamba | ND | 0.074 | 0.20 | 1 | 03/06/2026 12:51 |
| 3,5-Dichlorobenzoic Acid | ND | 0.24 | 1.0 | 1 | 03/06/2026 12:51 |
| Dichloroprop | ND | 0.35 | 1.0 | 1 | 03/06/2026 12:51 |
| Dinoseb (DNBP) | ND | 0.30 | 1.0 | 1 | 03/06/2026 12:51 |
| MCPA | ND | 1.3 | 2.0 | 1 | 03/06/2026 12:51 |
| MCPP | ND | 1.2 | 2.0 | 1 | 03/06/2026 12:51 |
| 4-Nitrophenol | ND | 0.77 | 1.0 | 1 | 03/06/2026 12:51 |
| Pentachlorophenol (PCP) | ND | 0.055 | 0.20 | 1 | 03/06/2026 12:51 |
| Picloram | ND | 0.38 | 1.0 | 1 | 03/06/2026 12:51 |
| 2,4,5-T (Trichlorophenoxy acetic acid) | ND | 0.10 | 0.20 | 1 | 03/06/2026 12:51 |
| 2,4,5-TP (Silvex) | ND | 0.16 | 0.50 | 1 | 03/06/2026 12:51 |

| Surrogates | REC (%) | Limits | DF | |
|---|---|---|---|---|
| DCAA | 109 | 60-140 | 1 | 03/06/2026 12:51 |

Analyst(s): DP

Analytical Comments: b1

McCampbell Analytical, Inc.
*"When Quality Counts"*

1534 Willow Pass Road, Pittsburg, CA 94565-1701
Toll Free Telephone: (877) 252-9262 / Fax: (925) 252-9269
http://www.mccampbell.com / E-mail: main@mccampbell.com

# Analytical Report

| | | | |
|---|---|---|---|
| **Client:** | Enthalpy Analytical | **WorkOrder:** | 2602B21 |
| **Date Received:** | 02/18/2026 9:54 | **Extraction Method:** | RSK175 |
| **Date Prepared:** | 02/19/2026 | **Analytical Method:** | RSK175 |
| **Project:** | EO-553203 | **Unit:** | µg/L |

## Dissolved Carbon Dioxide by RSK 175

| Client ID | Lab ID | Matrix | Date Collected | Instrument FileID | Batch ID |
|---|---|---|---|---|---|
| SOUTH BASIN - WESTERN INLET | 2602B21-001B | Water | 02/15/2026 14:20 | GC26 0219260107.D | 336048 |

| Analytes | Result | MDL | RL | DF | Date Analyzed |
|---|---|---|---|---|---|
| Carbon Dioxide | **480** | 50 | 50 | 1 | 02/19/2026 15:56 |

Analyst(s): CLO

Analytical Comments: b1

McCampbell Analytical, Inc.
*"When Quality Counts"*

1534 Willow Pass Road, Pittsburg, CA 94565-1701
Toll Free Telephone: (877) 252-9262 / Fax: (925) 252-9269
http://www.mccampbell.com / E-mail: main@mccampbell.com

# Quality Control Report

| | | | |
|---|---|---|---|
| **Client:** | Enthalpy Analytical | **WorkOrder:** | 2602B21 |
| **Date Prepared:** | 02/19/2026 | **BatchID:** | 335931 |
| **Date Analyzed:** | 02/24/2026 | **Extraction Method:** | E8151A |
| **Instrument:** | GC15A | **Analytical Method:** | E8151A |
| **Matrix:** | Water | **Unit:** | µg/L |
| **Project:** | EO-553203 | **Sample ID:** | MB/LCS/LCSD-335931 |

## QC Summary Report for E8151A

| Analyte | MB Result | MDL | RL | SPK Val | MB IS/SS %REC | MB IS/SS Limits |
|---|---|---|---|---|---|---|
| Acifluorfen | ND | 0.53 | 1.0 | - | - | - |
| Bentazon | ND | 0.32 | 1.0 | - | - | - |
| Chloramben | ND | 0.64 | 1.0 | - | - | - |
| 2,4-D (Dichlorophenoxyacetic acid) | ND | 0.079 | 0.20 | - | - | - |
| 2,4-DB | ND | 0.42 | 1.0 | - | - | - |
| Dalapon | ND | 0.77 | 1.0 | - | - | - |
| DCPA (mono & diacid) | ND | 0.50 | 1.0 | - | - | - |
| Dicamba | ND | 0.074 | 0.20 | - | - | - |
| 3,5-Dichlorobenzoic Acid | ND | 0.24 | 1.0 | - | - | - |
| Dichloroprop | ND | 0.35 | 1.0 | - | - | - |
| Dinoseb (DNBP) | ND | 0.30 | 1.0 | - | - | - |
| MCPA | ND | 1.3 | 2.0 | - | - | - |
| MCPP | ND | 1.2 | 2.0 | - | - | - |
| 4-Nitrophenol | ND | 0.77 | 1.0 | - | - | - |
| Pentachlorophenol (PCP) | ND | 0.055 | 0.20 | - | - | - |
| Picloram | ND | 0.38 | 1.0 | - | - | - |
| 2,4,5-T (Trichlorophenoxy acetic acid) | ND | 0.10 | 0.20 | - | - | - |
| 2,4,5-TP (Silvex) | ND | 0.16 | 0.50 | - | - | - |
| **Surrogate Recovery** | | | | | | |
| DCAA | 8.7 | | | 10 | 87 | 70-130 |

*(Cont.)*

CA ELAP 1644 • ORELAP (NELAP) 4033

McCampbell Analytical, Inc.
*"When Quality Counts"*

1534 Willow Pass Road, Pittsburg, CA 94565-1701
Toll Free Telephone: (877) 252-9262 / Fax: (925) 252-9269
http://www.mccampbell.com / E-mail: main@mccampbell.com

# Quality Control Report

| | | | |
|---|---|---|---|
| **Client:** | Enthalpy Analytical | **WorkOrder:** | 2602B21 |
| **Date Prepared:** | 02/19/2026 | **BatchID:** | 335931 |
| **Date Analyzed:** | 02/24/2026 | **Extraction Method:** | E8151A |
| **Instrument:** | GC15A | **Analytical Method:** | E8151A |
| **Matrix:** | Water | **Unit:** | µg/L |
| **Project:** | EO-553203 | **Sample ID:** | MB/LCS/LCSD-335931 |

## QC Summary Report for E8151A

| Analyte | LCS Result | LCSD Result | SPK Val | LCS %REC | LCSD %REC | LCS/LCSD Limits | RPD | RPD Limit |
|---|---|---|---|---|---|---|---|---|
| Acifluorfen | 10 | 10 | 10 | 102 | 102 | 70-130 | 0.562 | 30 |
| Bentazon | 11 | 11 | 10 | 112 | 112 | 70-130 | 0.0788 | 30 |
| Chloramben | 12 | 11 | 10 | 116 | 114 | 70-130 | 2.13 | 30 |
| 2,4-D (Dichlorophenoxyacetic acid) | 11 | 11 | 10 | 108 | 106 | 70-130 | 2.32 | 30 |
| 2,4-DB | 11 | 11 | 10 | 107 | 107 | 70-130 | 0.228 | 30 |
| Dalapon | 10 | 10 | 10 | 103 | 100 | 70-130 | 3.23 | 30 |
| DCPA (mono & diacid) | 9.6 | 9.3 | 10 | 96 | 93 | 70-130 | 3.06 | 30 |
| Dicamba | 10 | 10 | 10 | 103 | 102 | 70-130 | 1.22 | 30 |
| 3,5-Dichlorobenzoic Acid | 10 | 10 | 10 | 100 | 100 | 70-130 | 0.560 | 30 |
| Dichloroprop | 10 | 9.9 | 10 | 103 | 99 | 70-130 | 3.50 | 30 |
| Dinoseb (DNBP) | 10 | 10 | 10 | 102 | 100 | 70-130 | 1.21 | 30 |
| MCPA | 110 | 100 | 100 | 110 | 102 | 70-130 | 6.90 | 30 |
| MCPP | 120 | 110 | 100 | 120 | 115 | 70-130 | 4.52 | 30 |
| 4-Nitrophenol | 8.3 | 8.3 | 10 | 83 | 83 | 70-130 | 0.0857 | 30 |
| Pentachlorophenol (PCP) | 10 | 10 | 10 | 102 | 100 | 70-130 | 1.70 | 30 |
| Picloram | 9.9 | 9.8 | 10 | 99 | 98 | 70-130 | 0.520 | 30 |
| 2,4,5-T (Trichlorophenoxy acetic acid) | 10 | 10 | 10 | 104 | 103 | 70-130 | 1.10 | 30 |
| 2,4,5-TP (Silvex) | 10 | 10 | 10 | 104 | 102 | 70-130 | 1.69 | 30 |
| **Surrogate Recovery** | | | | | | | | |
| DCAA | 9.9 | 9.8 | 10 | 99 | 98 | 70-130 | 1.11 | 30 |

McCampbell Analytical, Inc.
*"When Quality Counts"*

1534 Willow Pass Road, Pittsburg, CA 94565-1701
Toll Free Telephone: (877) 252-9262 / Fax: (925) 252-9269
http://www.mccampbell.com / E-mail: main@mccampbell.com

# Quality Control Report

| | | | |
|---|---|---|---|
| **Client:** | Enthalpy Analytical | **WorkOrder:** | 2602B21 |
| **Date Prepared:** | 02/19/2026 | **BatchID:** | 336048 |
| **Date Analyzed:** | 02/19/2026 | **Extraction Method:** | RSK175 |
| **Instrument:** | GC26 | **Analytical Method:** | RSK175 |
| **Matrix:** | Water | **Unit:** | µg/L |
| **Project:** | EO-553203 | **Sample ID:** | MB/LCS/LCSD-336048 |

## QC Summary Report for RSK175

| Analyte | MB Result | MDL | RL | | | |
|---|---|---|---|---|---|---|
| Carbon Dioxide | ND | 50 | 50 | - | - | - |

| Analyte | LCS Result | LCSD Result | SPK Val | LCS %REC | LCSD %REC | LCS/LCSD Limits | RPD | RPD Limit |
|---|---|---|---|---|---|---|---|---|
| Carbon Dioxide | 150 | 140 | 187.2 | 79 | 75 | 70-130 | 5.55 | 30 |

McCampbell Analytical, Inc.
*"When Quality Counts"*

1534 Willow Pass Road, Pittsburg, CA 94565-1701
Toll Free Telephone: (877) 252-9262 / Fax: (925) 252-9269
http://www.mccampbell.com / E-mail: main@mccampbell.com

# Certified Analyte List

**Client:** Enthalpy Analytical **WorkOrder:** 2602B21

**Project:** EO-553203

| Analyte | Cert 1 | Cert 2 | Cert 3 | Cert 4 | Cert 5 | Analytical Method | Matrix |
|---|---|---|---|---|---|---|---|
| 2,4,5-T (Trichlorophenoxy acetic acid) | ◉ | ◉ | ○ | ○ | ○ | E8151A | Water |
| 2,4,5-TP (Silvex) | ◉ | ◉ | ○ | ○ | ○ | E8151A | Water |
| 2,4-D (Dichlorophenoxyacetic acid) | ◉ | ◉ | ○ | ○ | ○ | E8151A | Water |
| 2,4-DB | ◉ | ◉ | ○ | ○ | ○ | E8151A | Water |
| 3,5-Dichlorobenzoic Acid | ○ | ◉ | ○ | ○ | ○ | E8151A | Water |
| 4-Nitrophenol | ◉ | ◉ | ○ | ○ | ○ | E8151A | Water |
| Acifluorfen | ○ | ◉ | ○ | ○ | ○ | E8151A | Water |
| Bentazon | ○ | ◉ | ○ | ○ | ○ | E8151A | Water |
| Chloramben | ○ | ◉ | ○ | ○ | ○ | E8151A | Water |
| Dalapon | ◉ | ◉ | ○ | ○ | ○ | E8151A | Water |
| DCPA (mono & diacid) | ○ | ◉ | ○ | ○ | ○ | E8151A | Water |
| Dicamba | ◉ | ◉ | ○ | ○ | ○ | E8151A | Water |
| Dichloroprop | ◉ | ◉ | ○ | ○ | ○ | E8151A | Water |
| Dinoseb (DNBP) | ◉ | ◉ | ○ | ○ | ○ | E8151A | Water |
| MCPA | ◉ | ◉ | ○ | ○ | ○ | E8151A | Water |
| MCPP | ◉ | ◉ | ○ | ○ | ○ | E8151A | Water |
| Pentachlorophenol (PCP) | ◉ | ◉ | ○ | ○ | ○ | E8151A | Water |
| Picloram | ○ | ◉ | ○ | ○ | ○ | E8151A | Water |

**Certifications**

| | |
|---|---|
| Cert 1 | CA ELAP 1644 |
| Cert 2 | ORELAP (NELAP) 4033 |

The Certified Analyte Report lists the compounds for which MAI is accredited at the time of issuance. Although MAI holds multiple accreditations, methods with extensive compound lists may not be fully accredited due to state agency availability.

McCampbell Analytical, Inc.
1534 Willow Pass Rd
Pittsburg, CA 94565-1701
(925) 252-9262

# CHAIN-OF-CUSTODY RECORD



**WorkOrder: 2602B21** **ClientCode: ENO** **QuoteID: 262776**

☐ WaterTrax ☐ CLIP ☐ EDF ☑ EQuIS ☑ Dry-Weight ☑ Email ☐ HardCopy ☐ ThirdParty ☑ J-flag
☑ Detection Summary ☑ **Excel** [A1_Standard _QC]

Report to:
David Tripp
Enthalpy Analytical
931 West Barkley Avenue
Orange, CA 92868
657-581-4710 FAX:

Email: david.tripp@enthalpy.com
cc/3rd Party: incomingreports@enthalpy.com;
PO: 079649
Project: EO-553203

Bill to:
Accounts Payable/Enthalpy SoCal
Montrose Environmental Group
PO Box 842165
Boston, MA 02284-2165
003EL_ap@montrose-env.com

**Requested TAT:** **2 days;**

*Date Received:* **02/18/2026**
*Date Logged:* **02/18/2026**

| Lab ID | ClientSampID | Matrix | Collection Date | Hold | Requested Tests (See legend below) | | | | | | | | | | | |
|---|---|---|---|---|---|---|---|---|---|---|---|---|---|---|---|---|
| | | | | | 1 | 2 | 3 | 4 | 5 | 6 | 7 | 8 | 9 | 10 | 11 | 12 |
| 2602B21-001 | SOUTH BASIN - WESTERN INLET | Water | 2/15/2026 14:20 | ☐ | A | A | B | | | | | | | | | |

**Test Legend:**

| | | | | | | | |
|---|---|---|---|---|---|---|---|
| 1 | 8151_W | 2 | PRDisposal Fee | 3 | RSK175_CO2_W | 4 | |
| 5 | | 6 | | 7 | | 8 | |
| 9 | | 10 | | 11 | | 12 | |

**Project Manager: Jena Alfaro**

**Prepared by: Emily Perez**

**Comments:**

NOTE: Soil samples are discarded 60 days after receipt unless other arrangements are made (Water samples are 30 days).
Hazardous samples will be returned to client or disposed of at client expense.

McCampbell Analytical, Inc.
*"When Quality Counts"*

1534 Willow Pass Road, Pittsburg, CA 94565-1701
Toll Free Telephone: (877) 252-9262 / Fax: (925) 252-9269
http://www.mccampbell.com / E-mail: main@mccampbell.com

# WORK ORDER SUMMARY

**Client Name:** ENTHALPY ANALYTICAL
**Client Contact:** David Tripp
**Contact's Email:** david.tripp@enthalpy.com

**Project:** EO-553203
**Comments**

**Work Order:** 2602B21
**QC Level:** LEVEL 2
**Date Logged:** 2/18/2026

☐ WaterTrax ☐ CLIP ☐ EDF ☑ Excel ☐ EQuIS ☑ Email ☐ HardCopy ☐ ThirdParty ☑ J-flag

| LabID | ClientSampID | Matrix | Test Name | Cont./ Comp. | Bottle & Preservative | U** | Head Space | Dry-Weight | Collection Date & Time | TAT | Test Due Date | Sediment Content | Hold | Sub Out |
|---|---|---|---|---|---|---|---|---|---|---|---|---|---|---|
| 001A | SOUTH BASIN - WESTERN INLET | Water | E8151A (Chlorinated Herbicides) | 1 | 1LA Narrow Mouth, Unpres | ☐ | ☐ | ☐ | 2/15/2026 14:20 | 2 days | 2/20/2026 | 2%+ | ☐ | ☐ |
| 001B | SOUTH BASIN - WESTERN INLET | Water | RSK175 (CO2) | 2 | VOA, Unpres | ☐ | ☐ | ☐ | 2/15/2026 14:20 | 2 days | 2/20/2026 | 2%+ | ☐ | ☐ |

**NOTES: * STLC and TCLP extractions require 2 days to complete; therefore, all TATs begin after the extraction is completed (i.e., One-day TAT yields results in 3 days from sample submission).**

**- ISM prep requires 5 to 10 days to complete; therefore, all TATs begin after the extraction is completed (i.e., One-day TAT yields results in 6 to 11 days from sample submission). Due date listed on WO summary will not accurately reflect the time needed for sample preparation.**

**- Organic extracts are held for 40 days before disposal; Inorganic extract are held for 30 days.**

**- MAI assumes that all material present in the provided sampling container is considered part of the sample - MAI does not exclude any material from the sample prior to sample preparation unless requested in writing by the client.**

**U** = An unpreserved container was received for a method that suggests a preservation in order to extend hold time for analysis.**

**Cont./Comp. = Containers /Composites**

2602B21

ENTHALPY ANALYTICAL

~~HOLD TIME RUSH~~

931 West Barkley Ave
Orange, CA 92868
(714) 771-6900

Subcontract Laboratory:
McCampbell Analytical, Inc.
1534 Willow Pass Rd.
Pittsburg, CA 94565
ATTN:
PO #: Quote ID: 262776

Enthalpy Order: EO-553203
PM: David Tripp
Email: david.tripp@enthalpy.com
CC: incomingreports@enthalpy.com
Phone: 657-581-4710

Results Due: Hold time RUSH
Report Level: II
Report To: MDL
EDDs: Standard Excel EDD

Notes:

CHIQUITA Stormwater - Hold time rush please, if necessary

| Sample ID | Collected | Lab ID | # Cont. | Matrix | Analysis Requested | Comment |
|---|---|---|---|---|---|---|
| SOUTH BASIN - WESTERN INLET | 15-FEB-2026 14:20 | 553203-001 | 1 | Water | EPA 8151A Chlorinated Herbicides | |
| | | | | Water | RSK-175 CO2 | |

| Notes: | Relinquished By: | Received By: |
|---|---|---|
| | [signature] | |
| | Date: 2-17-26 17:45 | Date: |
| | | Emily Ro |
| | Date: | Date: 2/18/26 0954 |
| | | |
| | Date: | Date: |

GIS: 564096452

20 cert
1K48

McCampbell Analytical, Inc.
*"When Quality Counts"*

1534 Willow Pass Road, Pittsburg, CA 94565-1701
Toll Free Telephone: (877) 252-9262 / Fax: (925) 252-9269
http://www.mccampbell.com / E-mail: main@mccampbell.com

# Sample Receipt Checklist

| | | | |
|---|---|---|---|
| Client Name: | Enthalpy Analytical | Date and Time Received: | 2/18/2026 09:54 |
| Project: | EO-553203 | Date Logged: | 2/18/2026 |
| | | Received by: | |
| WorkOrder №: | 2602B21 Matrix: | Logged by: | Emily Perez |
| Carrier: | Golden State Overnight | | |

## Chain of Custody (COC) Information

| | | | | | | |
|---|---|---|---|---|---|---|
| Chain of custody present? | Yes | ☑ | No | ☐ | | |
| Chain of custody signed when relinquished and received? | Yes | ☑ | No | ☐ | | |
| Chain of custody agrees with sample labels? | Yes | ☑ | No | ☐ | | |
| Sample IDs noted by Client on COC? | Yes | ☑ | No | ☐ | | |
| Date and Time of collection noted by Client on COC? | Yes | ☑ | No | ☐ | | |
| Sampler's name noted on COC? | Yes | ☑ | No | ☐ | | |
| COC agrees with Quote? | Yes | ☑ | No | ☐ | NA | ☐ |
| COC quote is active? | Yes | ☑ | No | ☐ | NA | ☐ |

## Sample Receipt Information

| | | | | | | |
|---|---|---|---|---|---|---|
| Custody seals intact on shipping container/cooler? | Yes | ☐ | No | ☐ | NA | ☑ |
| Custody seals intact on sample bottles? | Yes | ☐ | No | ☐ | NA | ☑ |
| Shipping container/cooler in good condition? | Yes | ☑ | No | ☐ | | |
| Samples in proper containers/bottles? | Yes | ☑ | No | ☐ | | |
| Sample containers intact? | Yes | ☑ | No | ☐ | | |
| Sufficient sample volume for indicated test? | Yes | ☑ | No | ☐ | | |

## Sample Preservation and Hold Time (HT) Information

| | | | | | | |
|---|---|---|---|---|---|---|
| All samples received within holding time? | Yes | ☑ | No | ☐ | NA | ☐ |
| Samples Received on Ice? | Yes | ☑ | No | ☐ | | |
| (Ice Type: WET ICE ) | | | | | | |
| Sample/Temp Blank temperature | Temp: 2°C | | | | NA | ☐ |
| ZHS conditional analyses: VOA meets zero headspace requirement (VOCs, TPHg/BTEX, RSK)? | Yes | ☑ | No | ☐ | NA | ☐ |
| Sample labels checked for correct preservation? | Yes | ☑ | No | ☐ | | |
| pH acceptable upon receipt (Metal: <2)? | Yes | ☐ | No | ☐ | NA | ☑ |

UCMR Samples:

| | | | | | | |
|---|---|---|---|---|---|---|
| pH tested and acceptable upon receipt (200.7: ≤2; 533: 6 - 8; 537.1: 6 - 8)? | Yes | ☐ | No | ☐ | NA | ☑ |
| Free Chlorine tested and acceptable upon receipt (<0.1mg/L) [not applicable to 200.7]? | Yes | ☐ | No | ☐ | NA | ☑ |

Comments:

**Laboratory Job Number 553203**

**Subcontracted Products**

**Enthalpy - El Dorado Hills**

March 05, 2026

**Enthalpy Analytical - El Dorado Hills**
**Work Order No. 2602171**

Mr. David Tripp
Enthalpy Analytical
931 W. Barkley Avenue
Orange, CA 92868

Dear Mr. Tripp,

Enclosed are the results for the sample set received at Enthalpy Analytical - EDH on February 18, 2026 under your Project Name 'EO-553203'.

Enthalpy Analytical - EDH is committed to serving you effectively. If you require additional information, please contact me at 916-673-1520 or by email at mark.rein@enthalpy.com.

Thank you for choosing Enthalpy Analytical - EDH as part of your analytical support team.

Sincerely,



Mark Rein
Project Manager

*Enthalpy Analytical -EDH certifies that the report herein meets all the requirements set forth by NELAP for those applicable test methods. Results relate only to the samples as received by the laboratory. This report should not be reproduced except in full without the written approval of Enthalpy Analytical -EDH .*

**Enthalpy Analytical - EDH Work Order No. 2602171**
**Case Narrative**

**Sample Condition on Receipt:**

One water sample was received and stored securely in accordance with Enthalpy Analytical - EDH standard operating procedures and EPA methodology. The sample was received in good condition and within the method temperature requirements.

**Analytical Notes:**

**EPA Method 8290A**

The sample was extracted and analyzed for 2,3,7,8-TCDD by EPA Method 8290A using a ZB-DIOXIN GC column.

Holding Times

The method holding time criteria was met for the sample.

Quality Control

The Initial Calibration and Continuing Calibration Verifications met the method acceptance criteria.

A Method Blank and Ongoing Precision and Recovery (OPR) sample were extracted and analyzed with the preparation batch. No analytes were detected above the sample quantitation limits in the Method Blank. The OPR recoveries were within the method acceptance criteria.

Labeled standard recoveries for all QC and field samples were within method acceptance criteria.

TABLE OF CONTENTS


Case Narrative..... 1

Table of Contents..... 3

Sample Inventory..... 4

Analytical Results..... 5

Qualifiers..... 9

Certifications..... 10

Sample Receipt..... 11

# Sample Inventory Report

| Sample ID | Client Sample ID | Sampled | Received | Components/Containers |
|---|---|---|---|---|
| 2602171-01 | SOUTH BASIN - WESTERN INLET | 15-Feb-26 14:20 | 18-Feb-26 10:45 | Amber Glass NM Bottle, 1L |

**ANALYTICAL RESULTS**

## Sample ID: Method Blank

**EPA Method 8290A**

**Client Data**

Name: Enthalpy Analytical
Project: EO-553203
Matrix: Aqueous

**Laboratory Data**

Lab Sample: B26B311-BLK1
QC Batch: B26B311
Sample Size: 0.500 L
Date Extracted: 26-Feb-26
Column: ZB-DIOXIN

| Analyte | Conc. (pg/L) | MDL | RL | Qualifiers | Analyzed | Dilution |
|---|---|---|---|---|---|---|
| 2,3,7,8-TCDD | ND | 3.56 | 10.0 | | 03-Mar-26 00:00 | 1 |

| Labeled Standards | Type | % Recovery | Limits | Qualifiers | Analyzed | Dilution |
|---|---|---|---|---|---|---|
| 13C-2,3,7,8-TCDD | IS | 85.0 | 40 - 135 | | 03-Mar-26 00:00 | 1 |
| 37Cl-2,3,7,8-TCDD | CRS | 90.1 | 40 - 135 | | 03-Mar-26 00:00 | 1 |

MDL - Method Detection Limit
RL - Reporting limit

Results reported to MDL.

**Sample ID: OPR** **EPA Method 8290A**

**Client Data**

Name: Enthalpy Analytical
Project: EO-553203
Matrix: Aqueous

**Laboratory Data**

Lab Sample: B26B311-BS1
QC Batch: B26B311
Sample Size: 0.500 L
Date Extracted: 26-Feb-26 04:13
Column: ZB-DIOXIN

| Analyte | Amt Found (pg/L) | Spike Amt | % Recovery | Limits | Qualifiers | Analyzed | Dilution |
|---|---|---|---|---|---|---|---|
| 2,3,7,8-TCDD | 377 | 400 | 94.3 | 70-130 | | 27-Feb-26 10:36 | 1 |
| **Labeled Standards** | **Type** | | **% Recovery** | **Limits** | **Qualifiers** | **Analyzed** | **Dilution** |
| 13C-2,3,7,8-TCDD | IS | | 69.7 | 40-135 | | 27-Feb-26 10:36 | 1 |
| 37Cl-2,3,7,8-TCDD | CRS | | 70.2 | 40-135 | | 27-Feb-26 10:36 | 1 |

## Sample ID: SOUTH BASIN - WESTERN INLET

**EPA Method 8290A**

**Client Data**

| | |
|---|---|
| Name: | Enthalpy Analytical |
| Project: | EO-553203 |
| Matrix: | Water |
| Date Collected: | 15-Feb-26 14:20 |

**Laboratory Data**

| | | | |
|---|---|---|---|
| Lab Sample: | 2602171-01 | Date Received: | 18-Feb-26 10:45 |
| QC Batch: | B26B311 | Date Extracted: | 26-Feb-26 |
| Sample Size: | 0.500 L | Column: | ZB-DIOXIN |

| Analyte | Conc. (pg/L) | MDL | RL | Qualifiers | Analyzed | Dilution |
|---|---|---|---|---|---|---|
| 2,3,7,8-TCDD | ND | 3.56 | 9.99 | | 04-Mar-26 04:24 | 1 |

| Labeled Standards | Type | % Recovery | Limits | Qualifiers | Analyzed | Dilution |
|---|---|---|---|---|---|---|
| 13C-2,3,7,8-TCDD | IS | 63.8 | 40 - 135 | | 04-Mar-26 04:24 | 1 |
| 37Cl-2,3,7,8-TCDD | CRS | 69.0 | 40 - 135 | | 04-Mar-26 04:24 | 1 |

MDL - Method Detection Limit
RL - Reporting limit

Results reported to MDL.

# DATA QUALIFIERS & ABBREVIATIONS

| | |
|---|---|
| B | Compound was also detected in the method blank |
| Conc. | Concentration |
| CRS | Cleanup Recovery Standard |
| D | Dilution |
| DL | Detection Limit |
| E | Concentration exceeded the calibration range |
| EDL | Estimated Detection Limit |
| EMPC | Estimated Maximum Possible Concentration |
| H | Recovery and/or RPD was outside laboratory acceptance limits |
| I | Chemical Interference |
| IS | Internal Standard |
| J | Estimated Concentration below the Reporting Limit/LOQ |
| LOD | Limit of Detection |
| LOQ | Limit of Quantitation |
| MDL | Method Detection Limit |
| NA | Not Applicable |
| ND | Not Detected |
| OPR | Ongoing Precision and Recovery sample |
| P | Concentration may include contribution from chlorinated diphenyl ether(s). |
| Q | Ion transition ratio is outside of the acceptance criteria. |
| RL | Reporting Limit (MRL) |
| TEQ | Toxic Equivalency, sum of the toxic equivalency factors (TEF) multiplied by the sample concentrations. |
| TEQMax | TEQ calculated using the detection limit as the concentration for non-detects |
| TEQMin | TEQ calculated using zero as the concentration for non-detects |
| TEQRisk | TEQ calculated using ½ the detection limit as the concentration for non-detects |
| U | Not Detected (specific projects only) |
| * | See Cover Letter |

Unless otherwise noted, solid sample results are reported in dry weight. Tissue samples are reported in wet weight.

**Enthalpy Analytical - EDH Certifications**

| Accrediting Authority | Certificate Number |
|---|---|
| Alaska Department of Environmental Conservation | 17-013 |
| California Department of Health – ELAP | 2892 |
| DoD ELAP - A2LA Accredited - ISO/IEC 17025 | 3091.01 |
| Florida Department of Health | E87777 |
| Louisiana Department of Environmental Quality | 01977 |
| Maine Department of Health | 2020018 |
| Michigan Department of Environmental Quality | 9932 |
| Minnesota Department of Health | 2211390 |
| Nevada Division of Environmental Protection | CA00413 |
| New Hampshire Environmental Accreditation Program | 207721 |
| New Jersey Department of Environmental Protection | CA003 |
| New York Department of Health | 11411 |
| Ohio Environmental Protection Agency | 87778 |
| Oregon Laboratory Accreditation Program | 4042-021 |
| Texas Commission on Environmental Quality | T104704189-22-13 |
| Vermont Department of Health | VT-4042 |
| Virginia Department of General Services | 11276 |
| Washington Department of Ecology | C584 |
| Wisconsin Department of Natural Resources | 998036160 |

*Current certificates and lists of licensed parameters can be found at Enthalpy.com/Resources/Accreditations.*

ENTHALPY ANALYTICAL
931 West Barkley Ave
Orange, CA 92868
(714) 771-6900

Subcontract Laboratory:
Enthalpy - El Dorado Hills
1104 Windfield Way
El Dorado Hills, CA 95762
ATTN: Mark Rein
PO #: Required, to be sent via email

Enthalpy Order: EQ-553203
PM: David Tripp
Email: david.tripp@enthalpy.com
CC: incomingreports@enthalpy.com
Phone: 657-581-4710

2602171

Results Due: Standard TAT (15wd TAT)
Report Level: II
Report To: MDL
EDDs: BLDR:Enthalpy (the normal EDD you send to Orange)

4.6°C

Notes:
CHIQUITA Stormwater - 15wd TAT or less if at all possible. No decanting.

| Sample ID | Collected | Lab ID | # Cont. | Matrix | Analysis Requested | Comment |
|---|---|---|---|---|---|---|
| SOUTH BASIN - WESTERN INLET | 15-FEB-2026 14:20 | 553203-001 | 1 | Water | EPA 8290 - 2,3,7,8-TCDD Only | |

| Notes: | Relinquished By: | Received By: |
|---|---|---|
| | [signature] | Kelia Wadsworth Kelia Wadsworth |
| | Date: 2-17-26 16:56 | Date: 02/19/26 1045 |
| | | |
| | Date: | Date: |
| | | |
| | Date: | Date: |

# CoC/Label Reconciliation Report WO# 2602171

| LabNumber | CoC Sample ID | | SampleAlias | Sample Date/Time | | Container | BaseMatrix | Sample Comments |
|---|---|---|---|---|---|---|---|---|
| 2602171-01 | A SOUTH BASIN - WESTERN INLET | ☑ (A) | 553203-001 | 15-Feb-26 14:20 | ☑ | Amber Glass NM Bottle, 1L | Aqueous | |

Checkmarks indicate that information on the COC reconciled with the sample label.
Any discrepancies are noted in the following columns.

| CONDITION | Yes | No | NA |
|---|---|---|---|
| Sample Container Intact? | ✓ | | |
| Sample Container(s) Custody Seals Intact? | | | ✓ |
| Custody Seals On Cooler Intact? | | | ✓ |
| Adequate Sample Volume? | ✓ | | |
| Container Type Appropriate for Analysis(es)? | ✓ | | |

Comments: (A) No Backup Volume

Preservation Documented: Na2S2O3 Trizma NH4CH3CO2 None (All) Other

Verifed by/Date: KAW 02/18/26
XAO 02/18/26

Enthalpy Analytical
931 West Barkley Ave
Orange, CA 92868
(714) 771-6900

enthalpy.com

Lab Job Number : 553209
Report Level : II
Report Date : 03/17/2026

**Analytical Report** *prepared for:*

Dylan Smith
Waste Connections
Chiquita Canyon Landfill
29201 Henry Mayo Drive
Castaic, CA 91384

Project: CCLF STORMWATER - Chiquita Canyon Stormwater

*Authorized for release by:*

David Tripp, Project Manager
657-581-4710
david.tripp@enthalpy.com

This data package has been reviewed for technical correctness and completeness. Release of this data has been authorized by the Laboratory Manager or the Manager's designee, as verified by the above signature which applies to this PDF file as well as any associated electronic data deliverable files. The results contained in this report meet all requirements of NELAP and pertain only to those samples which were submitted for analysis. This report may be reproduced only in its entirety.

CA ELAP# 1338, CA ELAP #1338-S1, NELAP# 4038, SCAQMD LAP# 18LA0518, LACSD ID# 10105, ORELAP# 4197

ENTHALPY ANALYTICAL

# Sample Summary

| | | | |
|---|---|---|---|
| Dylan Smith<br>Waste Connections<br>Chiquita Canyon Landfill<br>29201 Henry Mayo Drive<br>Castaic, CA 91384 | | Lab Job #:<br>Project No:<br>Location:<br>Date Received: | 553209<br>CCLF STORMWATER<br>Chiquita Canyon Stormwater<br>02/16/26 |

| Sample ID | Lab ID | Collected | Matrix |
|---|---|---|---|
| EAST BASIN - INLET | 553209-001 | 02/16/26 11:36 | Water |

ENTHALPY ANALYTICAL

# Case Narrative

| | |
|---|---|
| Waste Connections<br>Chiquita Canyon Landfill<br>29201 Henry Mayo Drive<br>Castaic, CA 91384<br>Dylan Smith | Lab Job Number: 553209<br>Project No: CCLF STORMWATER<br>Location: Chiquita Canyon Stormwater<br>Date Received: 02/16/26 |

- This data package contains sample and QC results for one water sample, requested for the above referenced project on 02/17/26. The sample was received in good condition.
- DILUTIONS: Dilutions in this report were performed solely for the purpose of reporting target analytes within method calibration ranges - except where otherwise noted below.

**Volatile Organics by GC/MS (EPA 8260B):**

- EAST BASIN - INLET (lab # 553209-001) had pH greater than 2.
- No other analytical problems were encountered.

**Semivolatile Organics by GC/MS (EPA 8270E):**

- High responses were observed for 2,4-dinitrotoluene and 2,4,5-trichlorophenol in the CCV analyzed 02/17/26 08:03; affected data was qualified with "b".
- No other analytical problems were encountered.

**Semivolatile Organics by GC/MS (EPA 625.1):**

- High response was observed for benzoic acid in the CCV analyzed 02/17/26 14:13; this analyte was not detected at or above the RL in the associated sample, and affected data was qualified with "b".
- Low surrogate recovery was observed for terphenyl-d14 in EAST BASIN - INLET (lab # 553209-001).
- Low surrogate recovery was observed for phenol-d6 in EAST BASIN - INLET (lab # 553209-001).
- Low surrogate recovery was observed for 2-fluorobiphenyl in EAST BASIN - INLET (lab # 553209-001).
- Low surrogate recoveries were observed for phenol-d6 in EAST BASIN - INLET (lab # 553209-001) and the BS/BSD for batch 395481.
- Low surrogate recoveries were observed for 2-fluorobiphenyl in EAST BASIN - INLET (lab # 553209-001) and the BS for batch 395481.
- Low surrogate recoveries were observed for 2-fluorophenol in the BS/BSD for batch 395481.
- No other analytical problems were encountered.

**Semivolatile Organics by GC/MS SIM (EPA 8270C-SIM):**
No analytical problems were encountered.

**Pesticides (EPA 8081A):**
No analytical problems were encountered.

**Total Organic Carbon by IR (SM 5310B):**
No analytical problems were encountered.

**PCBs (EPA 8082):**

- EAST BASIN - INLET (lab # 553209-001) was treated with sulfuric acid to reduce analytical interferences or due to the presence of color.
- No other analytical problems were encountered.

**Metals (EPA 200.7, EPA 200.8, and EPA 245.1):**

- Low recoveries were observed for mercury in the MS/MSD for batch 395489; the parent sample was not a project sample, the LCS was within limits, and the associated RPD was within limits.
- Calcium and potassium were detected above the RL in the method blank for batch 395497; these analytes were detected in the sample at a level at least 10 times that of the blank.
- No other analytical problems were encountered.

**Ion Chromatography (EPA 300.0):**

- Low recoveries were observed for chloride and fluoride in the MS/MSD for batch 395480; the parent sample was not a project sample, and the LCS was within limits.
- Responses exceeding the instrument's linear range were observed for chloride in the MS/MSD for batch 395480; affected data was qualified with "E".
- No other analytical problems were encountered.

**Conductivity (SM2510B):**
No analytical problems were encountered.

**Total Oil & Grease (HEM) (EPA 1664A):**

- Matrix spikes were not performed for this analysis due to insufficient sample volume.
- No analytical problems were encountered.

**Total Phenolics (EPA 420.1):**
No analytical problems were encountered.

**Alkalinity (SM2320B):**
No analytical problems were encountered.

**Sulfide (SM 4500-S2-D):**
No analytical problems were encountered.

**Total Dissolved Solids (TDS) (SM2540C):**

- High RPD was observed for total dissolved solids in the SDUP of SOUTH BASIN - WESTERN INLET (lab # 553207-001).
- No other analytical problems were encountered.

**Total Suspended Solids (TSS) (SM2540D):**
No analytical problems were encountered.

**Chemical Oxygen Demand (SM5220D):**
No analytical problems were encountered.

**Biochemical Oxygen Demand (SM5210B):**
No analytical problems were encountered.

**Turbidity (SM2130B):**
No analytical problems were encountered.

**Cyanide - Semi-Automated Method (SM 4500-CN-E and SM 4500-CN-E):**
No analytical problems were encountered.

**Coliform - 9221 Tests (SM 9221B and SM 9221F):**
No analytical problems were encountered.

**Ammonia and TKN- Semi-Automated Method (SM 4500-NH3-G):**
No analytical problems were encountered.

**Organophosphorus Pesticides (EPA 8141A):**
Pace Laboratories in Bakersfield, CA performed the analysis (see sublab report section for certifications). Please see the Pace Laboratories case narrative.

**8151A Chlorinated Herbicides (EPA 8151A):**
McCampbell Analytical, Inc. in Pittsburg, CA performed the analysis (NELAP certified). Please see the McCampbell Analytical, Inc. case narrative.

**RSK-175 CO2 (RSK-175):**
McCampbell Analytical, Inc. in Pittsburg, CA performed the analysis (see sublab report section for certifications). Please see the McCampbell Analytical, Inc. case narrative.

**Dioxins & Furans (EPA 8290):**
Enthalpy - El Dorado Hills in El Dorado Hills, CA performed the analysis (see sublab report section for certifications). Please see the Enthalpy - El Dorado Hills case narrative.

ENTHALPY ANALYTICAL

**Chain of Custody Record**

Lab No: 553209

Page: 1 of 3

**Turn Around Time (rush by advanced notice only)**

| | | | | | |
|---|---|---|---|---|---|
| Standard | | 5 Day | | 3 Day | |
| 2 Day | | 1 Day | X | Custom TAT | |

**Enthalpy Analytical - Orange**

931 W. Barkley Avenue, Orange, CA 92868

Phone 714-771-6900

**Matrix:** A = Air S = Soil/Solid W = Water DW = Drinking Wate SD = Sediment PP = Pure Product SEA = Sea Water SW = Swab T = Tissue WP = Wipe O = Other

**Preservatives:** 1 = $Na_2S_2O_3$ 2 = HCl 3 = $HNO_3$ 4 = $H_2SO_4$ 5 = NaOH 6 = Other

**Sample Receipt Temp:** (lab use only)

| CUSTOMER INFORMATION | | PROJECT INFORMATION | |
|---|---|---|---|
| Company: | Chiquita Canyon, LLC | Name: | Stormwater Outlet |
| Report To: | Matt Breuer | Number: | |
| Email: | matthew.breuer@wasteconnection | P.O. #: | |
| Address: | 29201 Henry Mayo Drive | Address: | 29201 Henry Mayo Drive |
| | Castaic, CA 91384 | | Castaic, CA 91384 |
| Phone: | 682-559-3880 | Global ID: | |
| Fax: | | Sampled By: | CH, GA |

**Test Instructions / Comments**

200.8 - Ag, As, B, Ba, Be, Cd, Co, Cr, Cu, Ni, Mn, Pb, Sb, Se, Sn, Tl, V, Zn
200.7 - Fe, Ca, K, Mg, Na

Additional email recipients:
matt.breuer@wasteconnections.com
stormwater@wasteconnections.com
tmb@swteng.com
aav@swteng.com

Direct invoices to:
Maribel Bolanos
(661) 257-3665

| | Sample ID | Sampling Date | Sampling Time | Matrix | Container No. / Size | Pres. | 200.7/200.8 Metals (see comments) | 245.1 Mercury | 4500-CN-E Cyanide | 8081 Pesticides / 8082 PCBs | 8141 Organophosphorous Pesticides | 8151 Herbicides | 8260 VOCs | 8260 Acrolein/Acrylonitrile | 8270C | 8290 2,3,7,8-TCDD | Test Instructions / Comments |
|---|---|---|---|---|---|---|---|---|---|---|---|---|---|---|---|---|---|
| 1 | East Basin - Inlet | 02/16/26 | 1136 | W | 31 | 1,2,4,6 | X | X | X | X | X | X | X | X | X | X | Temp: 13.1°C, pH 7.33 |
| 2 | | | | | | | | | | | | | | | | | |
| 3 | | | | | | | | | | | | | | | | | 1R10 |
| 4 | | | | | | | | | | | | | | | | | 2.8/3.0 |
| 5 | | | | | | | | | | | | | | | | | 4.0/4.2 |
| 6 | | | | | | | | | | | | | | | | | |
| 7 | | | | | | | | | | | | | | | | | |
| 8 | | | | | | | | | | | | | | | | | |
| 9 | | | | | | | | | | | | | | | | | |
| 10 | | | | | | | | | | | | | | | | | |

Login 553209

| | Signature | Print Name | Company / Title | Date / Time |
|---|---|---|---|---|
| 1 Relinquished By: | [signature] | G. Alvarez | CTCH | 2/16/26 17:20 |
| 1 Received By: | [signature] | Michael Kryner | EA | 2/16/26 1720 |
| 2 Relinquished By: | | | | |
| 2 Received By: | | | | |
| 3 Relinquished By: | | | | |
| 3 Received By: | | | | |

# ENTHALPY ANALYTICAL

## Chain of Custody Record

Lab No:

Page: 2 of 3

**Turn Around Time (rush by advanced notice only)**

| | | | | | |
|---|---|---|---|---|---|
| Standard | | 5 Day | | 3 Day | |
| 2 Day | | 1 Day | X | Custom TAT: | |

**Enthalpy Analytical - Orange**
931 W. Barkley Avenue, Orange, CA 92868
Phone 714-771-6900

**Matrix:** A = Air S = Soil/Solid
W = Water DW = Drinking Wate SD = Sediment
PP = Pure Product SEA = Sea Water
SW = Swab T = Tissue WP = Wipe O = Other

**Preservatives:**
1 = $Na_2S_2O_3$ 2 = HCl 3 = $HNO_3$
4 = $H_2SO_4$ 5 = NaOH 6 = Other

**Sample Receipt Temp:**
(lab use only)

| CUSTOMER INFORMATION | | PROJECT INFORMATION | |
|---|---|---|---|
| Company: | Chiquita Canyon, LLC | Name: | Stormwater Outlet |
| Report To: | Kate Logan | Number: | |
| Email: | kate.logan@wasteconnections.com | P.O #: | |
| Address: | 29201 Henry Mayo Drive | Address | 29201 Henry Mayo Drive |
| | Castaic, CA 91384 | | Castaic, CA 91384 |
| Phone: | 682-559-3880 | Global ID | |
| Fax: | | Sampled By: | GA, CH |

| | Sample ID | Sampling Date | Sampling Time | Matrix | Container No. / Size | Pres. | SM4500-S2-D Total Sulfide | 420 1 Total Phenolics | 1664A Oil and Grease | 9221B Tota Coliform | 9221F E Coli | 300 0 Cl, Br, Fl, NO3, NO2, SO4 | 2540D TSS | 5310B TOC | 8270 SIM 1,4-Dioxane | SM2320B Alkalinity | Test Instructions / Comments |
|---|---|---|---|---|---|---|---|---|---|---|---|---|---|---|---|---|---|
| 1 | East Basin - Inlet | 02/16/26 | 1136 | W | 31 | 1,2,4,6 | X | X | X | X | X | X | X | X | X | X | Temp 13 1°C, pH 7 33 |
| 2 | | | | | | | | | | | | | | | | | |
| 3 | | | | | | | | | | | | | | | | | |
| 4 | | | | | | | | | | | | | | | | | |
| 5 | | | | | | | | | | | | | | | | | |
| 6 | | | | | | | | | | | | | | | | | |
| 7 | | | | | | | | | | | | | | | | | |
| 8 | | | | | | | | | | | | | | | | | |
| 9 | | | | | | | | | | | | | | | | | |
| 10 | | | | | | | | | | | | | | | | | |

Additional email recipients:
matt.breuer@wasteconnections.com
stormwater@wasteconnections.com
tmb@swteng.com
aav@swteng.com

Direct invoices to:
Maribel Bolanos
(661) 257-3665

| | Signature | Print Name | Company / Title | Date / Time |
|---|---|---|---|---|
| 1 Relinquished By: | | | | 2/16/26 17:20 |
| 1 Received By: | | Michael Krymen | EA | 2/16/26 1720 |
| 2 Relinquished By: | | | | |
| 2 Received By: | | | | |
| 3 Relinquished By: | | | | |
| 3 Received By: | | | | |

ENTHALPY ANALYTICAL

**Chain of Custody Record**

Lab No:

Page: 3 of 3

**Turn Around Time (rush by advanced notice only)**

| | | | | | |
|---|---|---|---|---|---|
| Standard | | 5 Day | | 3 Day | |
| 2 Day | | 1 Day | X | Custom TAT | |

**Enthalpy Analytical - Orange**

931 W. Barkley Avenue, Orange, CA 92868

Phone 714-771-6900

**Matrix:** A = Air S = Soil/Solid
W = Water DW = Drinking Wate SD = Sediment
PP = Pure Product SEA = Sea Water
SW = Swab T = Tissue WP = Wipe O = Other

**Preservatives:**
1 = $Na_2S_2O_3$ 2 = HCl 3 = $HNO_3$
4 = $H_2SO_4$ 5 = NaOH 6 = Other

**Sample Receipt Temp:**

(lab use only)

| CUSTOMER INFORMATION | | PROJECT INFORMATION | |
|---|---|---|---|
| Company: | Chiquita Canyon, LLC | Name: | Stormwater Outlet |
| Report To: | Kate Logan | Number: | |
| Email: | kate.logan@wasteconnections.com | P.O. #: | |
| Address: | 29201 Henry Mayo Drive | Address: | 29201 Henry Mayo Drive |
| | Castaic, CA 91384 | | Castaic, CA 91384 |
| Phone: | 682-559-3880 | Global ID: | |
| Fax: | | Sampled By: | GA, CH |

**Analysis Request**

| | Sample ID | Sampling Date | Sampling Time | Matrix | Container No. / Size | Pres. | SM5220D Chemical Oxygen Demand | SM2510B Specific Conductance | RSK-175 Carbon Dioxide | 2540E TDS | SM2130B Turbidity | 350.1 Ammonia | 625.1 - See Comments | 625.1 Alpha-Terpineol | SM5210B BOD | | Test Instructions / Comments |
|---|---|---|---|---|---|---|---|---|---|---|---|---|---|---|---|---|---|
| 1 | East Basin - Inlet | 02/16/26 | 1136 | W | 31 | 1,2,4,6 | X | X | X | X | X | X | X | X | X | X | Temp: 13.1°C, pH 7.33 |
| 2 | | | | | | | | | | | | | | | | | |
| 3 | | | | | | | | | | | | | | | | | |
| 4 | | | | | | | | | | | | | | | | | |
| 5 | | | | | | | | | | | | | | | | | |
| 6 | | | | | | | | | | | | | | | | | |
| 7 | | | | | | | | | | | | | | | | | |
| 8 | | | | | | | | | | | | | | | | | |
| 9 | | | | | | | | | | | | | | | | | |
| 10 | | | | | | | | | | | | | | | | | |

**Test Instructions / Comments**

625.1 - Benzoic Acid, Pyridine, Phenol, 2-methylphenol, 3,4-methylphenol, Cresol, Naphthalene, alpha-terpineol

Additional email recipients:
matt.breuer@wasteconnections.com
stormwater@wasteconnections.com
tmb@swteng.com
aav@swteng.com

Direct invoices to:
Maribel Bolanos
(661) 257-3665

| | Signature | Print Name | Company / Title | Date / Time |
|---|---|---|---|---|
| 1 Relinquished By: | [signature] | G. Alvarez | CTBV | 2/16/26 17:20 |
| 1 Received By: | [signature] | Michael Dryden | EA | 2/16/26 1720 |
| 2 Relinquished By: | | | | |
| 2 Received By: | | | | |
| 3 Relinquished By: | | | | |
| 3 Received By: | | | | |

# SAMPLE RECEIPT CHECKLIST

**Section 1: General Info**

Date Received: 2-16-26 WO# 553209 Client: Waste Connections

**Section 2: Shipping / Custody** **Are custody seals present?** ☐ Yes ☒ No

Custody seals intact on arrival? ■ N/A ☐ Yes ☐ No ☐ On cooler / box ☐ On samples

☐ Courier ■ Walk-In ☐ Field Sampling ☐ Shipping Info: _____

**Section 3a: Condition / Packaging** ☐ **Outside 0.0 - 6.0°C (0.0 - 10.0°C for microbiology) (PM notified)**

Date Opened 2-16-26 By (initials) MSK Type of ice used: ■ Wet ☐ Blue/Gel ☐ None

☐ Samples received on ice directly from the field; cooling process had begun. (if checked, skip temperatures)

☐ Sample matrix doesn't require cooling (e.g. air, bulk PCB). (if checked, skip temperatures)

If no cooler: Observed/Adjusted Temp (°C): _____ / _____ Thermometer/IR Gun: IR 10 CF: +0.2

Cooler Temp (°C) #1: 2.8 / 3.6 #2: 4.0 / 4.2 #3: ____/____ #4: ____/____ #5: ____/____ #6: ____/____

**Section 3b: Microbiology Samples** ■ **No microbiology samples submitted (skip 3b)**

☐ Within temp range 0.0 - 10.0°C or received on ice directly from field.

☐ Adequate headspace for microbiology analysis.

**Section 3c: Air Samples** ■ **No air samples submitted (skip 3c)**

☐ 1.4L Canisters ☐ 6L Canisters ☐ Tedlar Bags ☐ MCE Cassettes ☐ Sorbent Tubes ☐ Other_____

| **Section 4: Containers / Labels / Samples** | YES | NO | N/A |
|---|---|---|---|
| 1) Were custody papers present, filled properly, and legible? | X | | |
| 2) Is the sampler's name present on the CoC? | X | | |
| 3) Were containers received in good condition (unbroken / unopened / uncompromised)? | X | | |
| 4) Were the samples bagged? (required for microbiology samples; recommended for soil samples) | X | | |
| 5) Were all of, and only, the correct samples received? | X | | |
| 6) Are sample labels present, legible, and in agreement with the CoC? | X | | |
| 7) Does the container count match the CoC? | X | | |
| 8) Was sufficient sample volume / mass received for the analyses requested? | X | | |
| 9) Were samples received in proper containers for the analyses requested? | X | | |
| 10) Were samples received with > 1/2 holding time remaining? | X | | |
| 11) Are samples properly preserved as indicated by CoC / labels? | X | | |
| 12) Unpreserved VOAs received - If necessary, was the hold time changed in LIMS? | | | X |
| 13) Are VOA vials free from headspace/bubbles > 6mm? | | ✓ | |

**Section 5: Explanations / Comments**

(If no comments are made, then no discrepancies noted.)

Headspace in 1/3 HCl preserved vials

☐ **No additional discrepancies**

**Date Logged** 2-16-26 **By (print)** MSK **(sign)**

**Date Labeled** 2-16-26 **By (print)** MSK **(sign)**

ENTHALPY ANALYTICAL

# Analysis Results for 553209

Dylan Smith
Waste Connections
Chiquita Canyon Landfill
29201 Henry Mayo Drive
Castaic, CA 91384

Lab Job #: 553209
Project No: CCLF STORMWATER
Location: Chiquita Canyon Stormwater
Date Received: 02/16/26

**Sample ID: EAST BASIN - INLET** **Lab ID: 553209-001** **Collected: 02/16/26 11:36**
**Matrix: Water**

| 553209-001 Analyte | Result | Qual | Units | RL | MDL | DF | Batch | Prepared | Analyzed | Chemist |
|---|---|---|---|---|---|---|---|---|---|---|
| Method: EPA 1664A<br>Prep Method: METHOD | | | | | | | | | | |
| Total Oil and Grease | **1.7** | J | mg/L | 5.2 | 1.0 | 1 | 395496 | 02/17/26 | 02/18/26 | TTL |
| Method: EPA 200.7<br>Prep Method: EPA 3015A | | | | | | | | | | |
| Calcium | **130** | | mg/L | 0.10 | 0.0095 | 1 | 395497 | 02/17/26 | 02/17/26 | SBW |
| Iron | **45** | | mg/L | 0.50 | 0.17 | 10 | 395627 | 02/18/26 | 02/18/26 | SBW |
| Magnesium | **53** | | mg/L | 0.10 | 0.017 | 1 | 395497 | 02/17/26 | 02/17/26 | SBW |
| Potassium | **27** | | mg/L | 0.50 | 0.20 | 1 | 395497 | 02/17/26 | 02/17/26 | SBW |
| Sodium | **19** | | mg/L | 5.0 | 0.17 | 10 | 395627 | 02/18/26 | 02/18/26 | SBW |
| Method: EPA 200.8<br>Prep Method: EPA 3015A | | | | | | | | | | |
| Antimony | ND | | ug/L | 2.0 | 1.0 | 1 | 395533 | 02/17/26 | 02/18/26 | KCD |
| Arsenic | **13** | | ug/L | 2.0 | 0.27 | 1 | 395533 | 02/17/26 | 02/18/26 | KCD |
| Barium | **880** | | ug/L | 50 | 4.4 | 10 | 395533 | 02/17/26 | 02/17/26 | KCD |
| Beryllium | **3.5** | | ug/L | 1.0 | 0.060 | 1 | 395533 | 02/17/26 | 02/18/26 | KCD |
| Boron | **62** | | ug/L | 10 | 7.7 | 1 | 395533 | 02/17/26 | 02/18/26 | KCD |
| Cadmium | **0.88** | J | ug/L | 1.0 | 0.072 | 1 | 395533 | 02/17/26 | 02/18/26 | KCD |
| Chromium | **91** | | ug/L | 5.0 | 0.43 | 1 | 395533 | 02/17/26 | 02/18/26 | KCD |
| Cobalt | **49** | | ug/L | 1.0 | 0.090 | 1 | 395533 | 02/17/26 | 02/18/26 | KCD |
| Copper | **100** | | ug/L | 3.0 | 0.96 | 1 | 395533 | 02/17/26 | 02/18/26 | KCD |
| Lead | **57** | | ug/L | 5.0 | 0.23 | 1 | 395533 | 02/17/26 | 02/18/26 | KCD |
| Manganese | **2,000** | | ug/L | 100 | 38 | 10 | 395533 | 02/17/26 | 02/17/26 | KCD |
| Nickel | **91** | | ug/L | 5.0 | 1.3 | 1 | 395533 | 02/17/26 | 02/18/26 | KCD |
| Selenium | **5.7** | | ug/L | 4.0 | 1.9 | 1 | 395533 | 02/17/26 | 02/18/26 | KCD |
| Silver | ND | | ug/L | 5.0 | 0.37 | 1 | 395533 | 02/17/26 | 02/18/26 | KCD |
| Thallium | **1.0** | J | ug/L | 1.0 | 0.25 | 1 | 395533 | 02/17/26 | 02/18/26 | KCD |
| Tin | ND | | ug/L | 5.0 | 1.5 | 1 | 395533 | 02/17/26 | 02/18/26 | KCD |
| Vanadium | **150** | | ug/L | 5.0 | 0.36 | 1 | 395533 | 02/17/26 | 02/18/26 | KCD |
| Zinc | **390** | | ug/L | 10 | 7.6 | 1 | 395533 | 02/17/26 | 02/18/26 | KCD |
| Method: EPA 245.1<br>Prep Method: EPA 245.1 | | | | | | | | | | |
| Mercury | **0.79** | | ug/L | 0.40 | 0.091 | 1 | 395489 | 02/17/26 | 02/17/26 | MLL |
| Method: EPA 300.0<br>Prep Method: METHOD | | | | | | | | | | |
| Fluoride | **0.12** | J | mg/L | 0.20 | 0.062 | 1 | 395480 | 02/17/26 08:39 | 02/17/26 13:54 | SSN |
| Chloride | **9.2** | | mg/L | 1.0 | 0.27 | 1 | 395480 | 02/17/26 08:39 | 02/17/26 13:54 | SSN |
| Nitrogen, Nitrite | ND | | mg/L | 0.10 | 0.01 | 1 | 395480 | 02/17/26 08:39 | 02/17/26 13:54 | SSN |



Results for any subcontracted analyses are not included in this section.

ENTHALPY ANALYTICAL

# Analysis Results for 553209

| 553209-001 Analyte | Result | Qual | Units | RL | MDL | DF | Batch | Prepared | Analyzed | Chemist |
|---|---|---|---|---|---|---|---|---|---|---|
| Bromide | ND | | mg/L | 0.30 | 0.049 | 1 | 395480 | 02/17/26 08:39 | 02/17/26 13:54 | SSN |
| Nitrogen, Nitrate | **0.46** | | mg/L | 0.10 | 0.05 | 1 | 395480 | 02/17/26 08:39 | 02/17/26 13:54 | SSN |
| Sulfate | **42** | | mg/L | 1.0 | 0.26 | 1 | 395480 | 02/17/26 08:39 | 02/17/26 13:54 | SSN |
| Method: EPA 350.1<br>Prep Method: METHOD | | | | | | | | | | |
| Ammonia-N | **0.16** | | mg/L | 0.10 | 0.068 | 1 | 395490 | 02/17/26 | 02/17/26 | JAK |
| Method: EPA 420.1<br>Prep Method: METHOD | | | | | | | | | | |
| Total Phenolics | ND | | mg/L | 0.010 | 0.0056 | 1 | 395514 | 02/17/26 | 02/17/26 | LVL |
| Method: EPA 625.1<br>Prep Method: EPA 3510C | | | | | | | | | | |
| Benzoic acid | **34** | J,b | ug/L | 50 | 11 | 1 | 395481 | 02/17/26 | 02/17/26 | MSS |
| 2-Methylphenol | ND | | ug/L | 10 | 3.2 | 1 | 395481 | 02/17/26 | 02/17/26 | MSS |
| Pyridine | ND | | ug/L | 10 | 2.8 | 1 | 395481 | 02/17/26 | 02/17/26 | MSS |
| Phenol | ND | | ug/L | 10 | 2.1 | 1 | 395481 | 02/17/26 | 02/17/26 | MSS |
| Naphthalene | ND | | ug/L | 10 | 3.6 | 1 | 395481 | 02/17/26 | 02/17/26 | MSS |
| 3-,4-Methylphenol | ND | | ug/L | 10 | 3.0 | 1 | 395481 | 02/17/26 | 02/17/26 | MSS |
| Cresol | ND | | ug/L | 10 | | 1 | 395481 | 02/17/26 | 02/17/26 | MSS |
| a-Terpineol | **2.4** | J | ug/L | 10 | 2.1 | 1 | 395481 | 02/17/26 | 02/17/26 | ZFA |
| **Surrogates** | | | | **Limits** | | | | | | |
| 2-Fluorophenol | 37% | | %REC | 36-95 | | 1 | 395481 | 02/17/26 | 02/17/26 | MSS |
| Phenol-d6 | 27% | * | %REC | 28-82 | | 1 | 395481 | 02/17/26 | 02/17/26 | MSS |
| 2,4,6-Tribromophenol | 63% | | %REC | 61-140 | | 1 | 395481 | 02/17/26 | 02/17/26 | MSS |
| Nitrobenzene-d5 | 48% | | %REC | 48-123 | | 1 | 395481 | 02/17/26 | 02/17/26 | MSS |
| 2-Fluorobiphenyl | 43% | * | %REC | 51-105 | | 1 | 395481 | 02/17/26 | 02/17/26 | MSS |
| Terphenyl-d14 | 48% | * | %REC | 65-117 | | 1 | 395481 | 02/17/26 | 02/17/26 | MSS |
| Method: EPA 8081A<br>Prep Method: EPA 3510C | | | | | | | | | | |
| alpha-BHC | ND | | ug/L | 0.05 | 0.01 | 0.98 | 395557 | 02/17/26 | 03/09/26 | HQN |
| beta-BHC | ND | | ug/L | 0.05 | 0.01 | 0.98 | 395557 | 02/17/26 | 03/09/26 | HQN |
| gamma-BHC | ND | | ug/L | 0.05 | 0.009 | 0.98 | 395557 | 02/17/26 | 03/09/26 | HQN |
| delta-BHC | ND | | ug/L | 0.05 | 0.01 | 0.98 | 395557 | 02/17/26 | 03/09/26 | HQN |
| Heptachlor | ND | | ug/L | 0.05 | 0.01 | 0.98 | 395557 | 02/17/26 | 03/09/26 | HQN |
| Aldrin | ND | | ug/L | 0.05 | 0.01 | 0.98 | 395557 | 02/17/26 | 03/09/26 | HQN |
| Heptachlor epoxide | ND | | ug/L | 0.05 | 0.01 | 0.98 | 395557 | 02/17/26 | 03/09/26 | HQN |
| Endosulfan I | ND | | ug/L | 0.05 | 0.01 | 0.98 | 395557 | 02/17/26 | 03/09/26 | HQN |
| Dieldrin | ND | | ug/L | 0.1 | 0.01 | 0.98 | 395557 | 02/17/26 | 03/09/26 | HQN |
| 4,4'-DDE | ND | | ug/L | 0.1 | 0.04 | 0.98 | 395557 | 02/17/26 | 03/09/26 | HQN |
| Endrin | ND | | ug/L | 0.1 | 0.01 | 0.98 | 395557 | 02/17/26 | 03/09/26 | HQN |
| Endosulfan II | ND | | ug/L | 0.1 | 0.02 | 0.98 | 395557 | 02/17/26 | 03/09/26 | HQN |
| Endosulfan sulfate | ND | | ug/L | 0.1 | 0.01 | 0.98 | 395557 | 02/17/26 | 03/09/26 | HQN |
| 4,4'-DDD | ND | | ug/L | 0.1 | 0.03 | 0.98 | 395557 | 02/17/26 | 03/09/26 | HQN |
| Endrin aldehyde | ND | | ug/L | 0.1 | 0.04 | 0.98 | 395557 | 02/17/26 | 03/09/26 | HQN |
| Endrin ketone | ND | | ug/L | 0.1 | 0.03 | 0.98 | 395557 | 02/17/26 | 03/09/26 | HQN |
| 4,4'-DDT | ND | | ug/L | 0.1 | 0.08 | 0.98 | 395557 | 02/17/26 | 03/09/26 | HQN |
| Methoxychlor | ND | | ug/L | 0.1 | 0.04 | 0.98 | 395557 | 02/17/26 | 03/09/26 | HQN |
| Toxaphene | ND | | ug/L | 2.0 | 0.4 | 0.98 | 395557 | 02/17/26 | 03/09/26 | HQN |
| Chlordane (Technical) | **0.8** | J | ug/L | 1.0 | 0.2 | 0.98 | 395557 | 02/17/26 | 03/09/26 | HQN |
| **Surrogates** | | | | **Limits** | | | | | | |



Results for any subcontracted analyses are not included in this section.

ENTHALPY ANALYTICAL

# Analysis Results for 553209

| 553209-001 Analyte | Result | Qual | Units | RL | MDL | DF | Batch | Prepared | Analyzed | Chemist |
|---|---|---|---|---|---|---|---|---|---|---|
| TCMX | 88% | | %REC | 29-120 | | 0.98 | 395557 | 02/17/26 | 03/09/26 | HQN |
| Decachlorobiphenyl | 86% | | %REC | 33-132 | | 0.98 | 395557 | 02/17/26 | 03/09/26 | HQN |
| Method: EPA 8082<br>Prep Method: EPA 3510C | | | | | | | | | | |
| Aroclor-1016 | ND | | ug/L | 0.49 | 0.30 | 0.98 | 395557 | 02/17/26 | 02/18/26 | HQN |
| Aroclor-1221 | ND | | ug/L | 0.49 | 0.46 | 0.98 | 395557 | 02/17/26 | 02/18/26 | HQN |
| Aroclor-1232 | ND | | ug/L | 0.49 | 0.27 | 0.98 | 395557 | 02/17/26 | 02/18/26 | HQN |
| Aroclor-1242 | ND | | ug/L | 0.49 | 0.28 | 0.98 | 395557 | 02/17/26 | 02/18/26 | HQN |
| Aroclor-1248 | ND | | ug/L | 0.49 | 0.23 | 0.98 | 395557 | 02/17/26 | 02/18/26 | HQN |
| Aroclor-1254 | ND | | ug/L | 0.49 | 0.26 | 0.98 | 395557 | 02/17/26 | 02/18/26 | HQN |
| Aroclor-1260 | ND | | ug/L | 0.49 | 0.32 | 0.98 | 395557 | 02/17/26 | 02/18/26 | HQN |
| Aroclor-1262 | ND | | ug/L | 0.49 | 0.29 | 0.98 | 395557 | 02/17/26 | 02/18/26 | HQN |
| Aroclor-1268 | ND | | ug/L | 0.49 | 0.25 | 0.98 | 395557 | 02/17/26 | 02/18/26 | HQN |
| **Surrogates** | | | | **Limits** | | | | | | |
| Decachlorobiphenyl (PCB) | 82% | | %REC | 28-138 | | 0.98 | 395557 | 02/17/26 | 02/18/26 | HQN |
| Method: EPA 8260B<br>Prep Method: EPA 5030B | | | | | | | | | | |
| Carbon Disulfide | ND | | ug/L | 5.0 | 0.1 | 1 | 395486 | 02/17/26 | 02/17/26 | TCN |
| Chloroprene | ND | | ug/L | 200 | 2.7 | 1 | 395486 | 02/17/26 | 02/17/26 | TCN |
| 3-Chloropropene | ND | | ug/L | 5.0 | 0.2 | 1 | 395486 | 02/17/26 | 02/17/26 | TCN |
| Ethyl methacrylate | ND | | ug/L | 50 | 3.9 | 1 | 395486 | 02/17/26 | 02/17/26 | TCN |
| Ethanol | ND | | ug/L | 500 | 160 | 1 | 395486 | 02/17/26 | 02/17/26 | TCN |
| 2-Hexanone | ND | | ug/L | 5.0 | 1.3 | 1 | 395486 | 02/17/26 | 02/17/26 | TCN |
| Isopropanol (IPA) | ND | | ug/L | 200 | 96 | 1 | 395486 | 02/17/26 | 02/17/26 | TCN |
| Methyl acrylonitrile | ND | | ug/L | 35 | 4.2 | 1 | 395486 | 02/17/26 | 02/17/26 | TCN |
| Vinyl Acetate | ND | | ug/L | 50 | 3.2 | 1 | 395486 | 02/17/26 | 02/17/26 | TCN |
| Acrolein | ND | | ug/L | 200 | 2.6 | 1 | 395486 | 02/17/26 | 02/17/26 | TCN |
| Acrylonitrile | ND | | ug/L | 10 | 0.7 | 1 | 395486 | 02/17/26 | 02/17/26 | TCN |
| Freon 12 | ND | | ug/L | 5.0 | 0.2 | 1 | 395486 | 02/17/26 | 02/17/26 | TCN |
| Chloromethane | ND | | ug/L | 5.0 | 0.09 | 1 | 395486 | 02/17/26 | 02/17/26 | TCN |
| Vinyl Chloride | ND | | ug/L | 5.0 | 0.1 | 1 | 395486 | 02/17/26 | 02/17/26 | TCN |
| Bromomethane | ND | | ug/L | 5.0 | 0.1 | 1 | 395486 | 02/17/26 | 02/17/26 | TCN |
| Chloroethane | ND | | ug/L | 5.0 | 0.1 | 1 | 395486 | 02/17/26 | 02/17/26 | TCN |
| Trichlorofluoromethane | ND | | ug/L | 5.0 | 0.1 | 1 | 395486 | 02/17/26 | 02/17/26 | TCN |
| Iodomethane | ND | | ug/L | 5.0 | | 1 | 395486 | 02/17/26 | 02/17/26 | TCN |
| Acetone | ND | | ug/L | 100 | 14 | 1 | 395486 | 02/17/26 | 02/17/26 | TCN |
| Freon 113 | ND | | ug/L | 5.0 | 0.1 | 1 | 395486 | 02/17/26 | 02/17/26 | TCN |
| 1,1-Dichloroethene | ND | | ug/L | 5.0 | 0.1 | 1 | 395486 | 02/17/26 | 02/17/26 | TCN |
| Methylene Chloride | ND | | ug/L | 10 | 0.2 | 1 | 395486 | 02/17/26 | 02/17/26 | TCN |
| MTBE | ND | | ug/L | 5.0 | 0.1 | 1 | 395486 | 02/17/26 | 02/17/26 | TCN |
| trans-1,2-Dichloroethene | ND | | ug/L | 5.0 | 0.1 | 1 | 395486 | 02/17/26 | 02/17/26 | TCN |
| 1,1-Dichloroethane | ND | | ug/L | 5.0 | 0.09 | 1 | 395486 | 02/17/26 | 02/17/26 | TCN |
| 2-Butanone | ND | | ug/L | 10 | 1.3 | 1 | 395486 | 02/17/26 | 02/17/26 | TCN |
| cis-1,2-Dichloroethene | ND | | ug/L | 5.0 | 0.1 | 1 | 395486 | 02/17/26 | 02/17/26 | TCN |
| 2,2-Dichloropropane | ND | | ug/L | 5.0 | 0.2 | 1 | 395486 | 02/17/26 | 02/17/26 | TCN |
| Chloroform | ND | | ug/L | 5.0 | 0.08 | 1 | 395486 | 02/17/26 | 02/17/26 | TCN |
| Bromochloromethane | ND | | ug/L | 5.0 | 0.1 | 1 | 395486 | 02/17/26 | 02/17/26 | TCN |
| 1,1,1-Trichloroethane | ND | | ug/L | 5.0 | 0.1 | 1 | 395486 | 02/17/26 | 02/17/26 | TCN |
| 1,1-Dichloropropene | ND | | ug/L | 5.0 | 0.1 | 1 | 395486 | 02/17/26 | 02/17/26 | TCN |
| Carbon Tetrachloride | ND | | ug/L | 5.0 | 0.1 | 1 | 395486 | 02/17/26 | 02/17/26 | TCN |
| 1,2-Dichloroethane | ND | | ug/L | 5.0 | 0.2 | 1 | 395486 | 02/17/26 | 02/17/26 | TCN |



Results for any subcontracted analyses are not included in this section.

ENTHALPY ANALYTICAL

# Analysis Results for 553209

| 553209-001 Analyte | Result | Qual | Units | RL | MDL | DF | Batch | Prepared | Analyzed | Chemist |
|---|---|---|---|---|---|---|---|---|---|---|
| Benzene | ND | | ug/L | 1.0 | 0.1 | 1 | 395486 | 02/17/26 | 02/17/26 | TCN |
| Trichloroethene | ND | | ug/L | 5.0 | 0.1 | 1 | 395486 | 02/17/26 | 02/17/26 | TCN |
| 1,2-Dichloropropane | ND | | ug/L | 5.0 | 0.09 | 1 | 395486 | 02/17/26 | 02/17/26 | TCN |
| Bromodichloromethane | ND | | ug/L | 5.0 | 0.07 | 1 | 395486 | 02/17/26 | 02/17/26 | TCN |
| Dibromomethane | ND | | ug/L | 5.0 | 0.1 | 1 | 395486 | 02/17/26 | 02/17/26 | TCN |
| 4-Methyl-2-Pentanone | ND | | ug/L | 5.0 | 1.0 | 1 | 395486 | 02/17/26 | 02/17/26 | TCN |
| cis-1,3-Dichloropropene | ND | | ug/L | 5.0 | 0.1 | 1 | 395486 | 02/17/26 | 02/17/26 | TCN |
| Toluene | ND | | ug/L | 5.0 | 0.1 | 1 | 395486 | 02/17/26 | 02/17/26 | TCN |
| trans-1,3-Dichloropropene | ND | | ug/L | 5.0 | 0.09 | 1 | 395486 | 02/17/26 | 02/17/26 | TCN |
| 1,1,2-Trichloroethane | ND | | ug/L | 5.0 | 0.1 | 1 | 395486 | 02/17/26 | 02/17/26 | TCN |
| 1,3-Dichloropropane | ND | | ug/L | 5.0 | 0.07 | 1 | 395486 | 02/17/26 | 02/17/26 | TCN |
| Tetrachloroethene | ND | | ug/L | 5.0 | 0.2 | 1 | 395486 | 02/17/26 | 02/17/26 | TCN |
| Dibromochloromethane | ND | | ug/L | 5.0 | 0.1 | 1 | 395486 | 02/17/26 | 02/17/26 | TCN |
| 1,2-Dibromoethane | ND | | ug/L | 5.0 | 0.1 | 1 | 395486 | 02/17/26 | 02/17/26 | TCN |
| Chlorobenzene | ND | | ug/L | 5.0 | 0.1 | 1 | 395486 | 02/17/26 | 02/17/26 | TCN |
| 1,1,1,2-Tetrachloroethane | ND | | ug/L | 5.0 | 0.07 | 1 | 395486 | 02/17/26 | 02/17/26 | TCN |
| Ethylbenzene | ND | | ug/L | 5.0 | 0.1 | 1 | 395486 | 02/17/26 | 02/17/26 | TCN |
| m,p-Xylenes | ND | | ug/L | 5.0 | 0.2 | 1 | 395486 | 02/17/26 | 02/17/26 | TCN |
| o-Xylene | ND | | ug/L | 5.0 | 0.1 | 1 | 395486 | 02/17/26 | 02/17/26 | TCN |
| Styrene | ND | | ug/L | 5.0 | 0.1 | 1 | 395486 | 02/17/26 | 02/17/26 | TCN |
| Bromoform | ND | | ug/L | 5.0 | 0.06 | 1 | 395486 | 02/17/26 | 02/17/26 | TCN |
| Isopropylbenzene | ND | | ug/L | 5.0 | 0.1 | 1 | 395486 | 02/17/26 | 02/17/26 | TCN |
| 1,1,2,2-Tetrachloroethane | ND | | ug/L | 5.0 | 0.1 | 1 | 395486 | 02/17/26 | 02/17/26 | TCN |
| 1,2,3-Trichloropropane | ND | | ug/L | 5.0 | 0.3 | 1 | 395486 | 02/17/26 | 02/17/26 | TCN |
| Propylbenzene | ND | | ug/L | 5.0 | 0.1 | 1 | 395486 | 02/17/26 | 02/17/26 | TCN |
| Bromobenzene | ND | | ug/L | 5.0 | 0.1 | 1 | 395486 | 02/17/26 | 02/17/26 | TCN |
| 1,3,5-Trimethylbenzene | ND | | ug/L | 5.0 | 0.1 | 1 | 395486 | 02/17/26 | 02/17/26 | TCN |
| 2-Chlorotoluene | ND | | ug/L | 5.0 | 0.1 | 1 | 395486 | 02/17/26 | 02/17/26 | TCN |
| 4-Chlorotoluene | ND | | ug/L | 5.0 | 0.2 | 1 | 395486 | 02/17/26 | 02/17/26 | TCN |
| tert-Butylbenzene | ND | | ug/L | 5.0 | 0.1 | 1 | 395486 | 02/17/26 | 02/17/26 | TCN |
| 1,2,4-Trimethylbenzene | ND | | ug/L | 5.0 | 0.1 | 1 | 395486 | 02/17/26 | 02/17/26 | TCN |
| sec-Butylbenzene | ND | | ug/L | 5.0 | 0.2 | 1 | 395486 | 02/17/26 | 02/17/26 | TCN |
| para-Isopropyl Toluene | ND | | ug/L | 5.0 | 0.2 | 1 | 395486 | 02/17/26 | 02/17/26 | TCN |
| 1,3-Dichlorobenzene | ND | | ug/L | 5.0 | 0.1 | 1 | 395486 | 02/17/26 | 02/17/26 | TCN |
| 1,4-Dichlorobenzene | ND | | ug/L | 5.0 | 0.2 | 1 | 395486 | 02/17/26 | 02/17/26 | TCN |
| n-Butylbenzene | ND | | ug/L | 5.0 | 0.1 | 1 | 395486 | 02/17/26 | 02/17/26 | TCN |
| 1,2-Dichlorobenzene | ND | | ug/L | 5.0 | 0.1 | 1 | 395486 | 02/17/26 | 02/17/26 | TCN |
| 1,2-Dibromo-3-Chloropropane | ND | | ug/L | 5.0 | 0.6 | 1 | 395486 | 02/17/26 | 02/17/26 | TCN |
| 1,2,4-Trichlorobenzene | ND | | ug/L | 5.0 | 0.3 | 1 | 395486 | 02/17/26 | 02/17/26 | TCN |
| Hexachlorobutadiene | ND | | ug/L | 5.0 | 0.3 | 1 | 395486 | 02/17/26 | 02/17/26 | TCN |
| 1,2,3-Trichlorobenzene | ND | | ug/L | 5.0 | 0.3 | 1 | 395486 | 02/17/26 | 02/17/26 | TCN |
| cis-1,4-Dichloro-2-butene | ND | | ug/L | 5.0 | 0.3 | 1 | 395486 | 02/17/26 | 02/17/26 | TCN |
| trans-1,4-Dichloro-2-butene | ND | | ug/L | 5.0 | 0.3 | 1 | 395486 | 02/17/26 | 02/17/26 | TCN |
| Xylene (total) | ND | | ug/L | 5.0 | | 1 | 395486 | 02/17/26 | 02/17/26 | TCN |
| **Surrogates** | | | | **Limits** | | | | | | |
| Dibromofluoromethane | 98% | | %REC | 70-130 | | 1 | 395486 | 02/17/26 | 02/17/26 | TCN |
| 1,2-Dichloroethane-d4 | 104% | | %REC | 70-130 | | 1 | 395486 | 02/17/26 | 02/17/26 | TCN |
| Toluene-d8 | 99% | | %REC | 70-130 | | 1 | 395486 | 02/17/26 | 02/17/26 | TCN |
| Bromofluorobenzene | 100% | | %REC | 70-130 | | 1 | 395486 | 02/17/26 | 02/17/26 | TCN |
| Method: EPA 8270C-SIM<br>Prep Method: EPA 3535 | | | | | | | | | | |
| 1,4-Dioxane | ND | | ug/L | 1.0 | 0.84 | 1 | 395455 | 02/17/26 | 02/17/26 | ZFA |



Results for any subcontracted analyses are not included in this section.

ENTHALPY ANALYTICAL

# Analysis Results for 553209

| 553209-001 Analyte | Result | Qual | Units | RL | MDL | DF | Batch | Prepared | Analyzed | Chemist |
|---|---|---|---|---|---|---|---|---|---|---|
| **Surrogates** | | | | **Limits** | | | | | | |
| 1,4-Dioxane-d8 (SUR) | 97% | | %REC | 80-120 | | 1 | 395455 | 02/17/26 | 02/17/26 | ZFA |
| Method: EPA 8270E<br>Prep Method: EPA 3510C | | | | | | | | | | |
| Carbazole | ND | | ug/L | 10 | 2.8 | 1 | 395481 | 02/17/26 | 02/17/26 | MSS |
| N-Nitrosodimethylamine | ND | | ug/L | 10 | 2.9 | 1 | 395481 | 02/17/26 | 02/17/26 | MSS |
| Aniline | ND | | ug/L | 10 | 2.8 | 1 | 395481 | 02/17/26 | 02/17/26 | MSS |
| bis(2-Chloroethyl)ether | ND | | ug/L | 25 | 3.7 | 1 | 395481 | 02/17/26 | 02/17/26 | MSS |
| 2-Chlorophenol | ND | | ug/L | 10 | 3.6 | 1 | 395481 | 02/17/26 | 02/17/26 | MSS |
| 1,3-Dichlorobenzene | ND | | ug/L | 10 | 3.3 | 1 | 395481 | 02/17/26 | 02/17/26 | MSS |
| 1,4-Dichlorobenzene | ND | | ug/L | 10 | 3.4 | 1 | 395481 | 02/17/26 | 02/17/26 | MSS |
| Benzyl alcohol | ND | | ug/L | 25 | 5.8 | 1 | 395481 | 02/17/26 | 02/17/26 | MSS |
| 1,2-Dichlorobenzene | ND | | ug/L | 10 | 3.3 | 1 | 395481 | 02/17/26 | 02/17/26 | MSS |
| bis(2-Chloroisopropyl) ether | ND | | ug/L | 10 | 3.8 | 1 | 395481 | 02/17/26 | 02/17/26 | MSS |
| N-Nitroso-di-n-propylamine | ND | | ug/L | 10 | 3.9 | 1 | 395481 | 02/17/26 | 02/17/26 | MSS |
| Hexachloroethane | ND | | ug/L | 10 | 3.0 | 1 | 395481 | 02/17/26 | 02/17/26 | MSS |
| Nitrobenzene | ND | | ug/L | 25 | 8.4 | 1 | 395481 | 02/17/26 | 02/17/26 | MSS |
| Isophorone | ND | | ug/L | 10 | 3.7 | 1 | 395481 | 02/17/26 | 02/17/26 | MSS |
| 2-Nitrophenol | ND | | ug/L | 10 | 5.4 | 1 | 395481 | 02/17/26 | 02/17/26 | MSS |
| 2,4-Dimethylphenol | ND | | ug/L | 10 | 3.2 | 1 | 395481 | 02/17/26 | 02/17/26 | MSS |
| bis(2-Chloroethoxy)methane | ND | | ug/L | 10 | 3.7 | 1 | 395481 | 02/17/26 | 02/17/26 | MSS |
| 2,4-Dichlorophenol | ND | | ug/L | 10 | 3.7 | 1 | 395481 | 02/17/26 | 02/17/26 | MSS |
| 1,2,4-Trichlorobenzene | ND | | ug/L | 10 | 3.4 | 1 | 395481 | 02/17/26 | 02/17/26 | MSS |
| 4-Chloroaniline | ND | | ug/L | 10 | 3.1 | 1 | 395481 | 02/17/26 | 02/17/26 | MSS |
| Hexachlorobutadiene | ND | | ug/L | 10 | 2.2 | 1 | 395481 | 02/17/26 | 02/17/26 | MSS |
| 4-Chloro-3-methylphenol | ND | | ug/L | 10 | 3.6 | 1 | 395481 | 02/17/26 | 02/17/26 | MSS |
| 2-Methylnaphthalene | ND | | ug/L | 10 | 3.4 | 1 | 395481 | 02/17/26 | 02/17/26 | MSS |
| Hexachlorocyclopentadiene | ND | | ug/L | 25 | 7.8 | 1 | 395481 | 02/17/26 | 02/17/26 | MSS |
| 2,4,6-Trichlorophenol | ND | | ug/L | 10 | 4.1 | 1 | 395481 | 02/17/26 | 02/17/26 | MSS |
| 2,4,5-Trichlorophenol | ND | | ug/L | 10 | 3.7 | 1 | 395481 | 02/17/26 | 02/17/26 | MSS |
| 2-Chloronaphthalene | ND | | ug/L | 10 | 3.4 | 1 | 395481 | 02/17/26 | 02/17/26 | MSS |
| 2-Nitroaniline | ND | | ug/L | 50 | 4.3 | 1 | 395481 | 02/17/26 | 02/17/26 | MSS |
| Dimethylphthalate | ND | | ug/L | 10 | 3.4 | 1 | 395481 | 02/17/26 | 02/17/26 | MSS |
| Acenaphthylene | ND | | ug/L | 10 | 3.9 | 1 | 395481 | 02/17/26 | 02/17/26 | MSS |
| 2,6-Dinitrotoluene | ND | | ug/L | 10 | 4.4 | 1 | 395481 | 02/17/26 | 02/17/26 | MSS |
| 3-Nitroaniline | ND | | ug/L | 10 | 4.0 | 1 | 395481 | 02/17/26 | 02/17/26 | MSS |
| Acenaphthene | ND | | ug/L | 10 | 3.2 | 1 | 395481 | 02/17/26 | 02/17/26 | MSS |
| 2,4-Dinitrophenol | ND | | ug/L | 50 | 15 | 1 | 395481 | 02/17/26 | 02/17/26 | MSS |
| 4-Nitrophenol | ND | | ug/L | 50 | 8.5 | 1 | 395481 | 02/17/26 | 02/17/26 | MSS |
| Dibenzofuran | ND | | ug/L | 10 | 3.2 | 1 | 395481 | 02/17/26 | 02/17/26 | MSS |
| 2,4-Dinitrotoluene | ND | | ug/L | 10 | 4.3 | 1 | 395481 | 02/17/26 | 02/17/26 | MSS |
| Diethylphthalate | ND | | ug/L | 10 | 2.9 | 1 | 395481 | 02/17/26 | 02/17/26 | MSS |
| Fluorene | ND | | ug/L | 10 | 3.1 | 1 | 395481 | 02/17/26 | 02/17/26 | MSS |
| 4-Chlorophenyl-phenylether | ND | | ug/L | 10 | 3.1 | 1 | 395481 | 02/17/26 | 02/17/26 | MSS |
| 4-Nitroaniline | ND | | ug/L | 10 | 3.3 | 1 | 395481 | 02/17/26 | 02/17/26 | MSS |
| 4,6-Dinitro-2-methylphenol | ND | | ug/L | 50 | 17 | 1 | 395481 | 02/17/26 | 02/17/26 | MSS |
| N-Nitrosodiphenylamine | ND | | ug/L | 10 | 4.0 | 1 | 395481 | 02/17/26 | 02/17/26 | MSS |
| 1,2-diphenylhydrazine (as azobenzene) | ND | | ug/L | 10 | 2.9 | 1 | 395481 | 02/17/26 | 02/17/26 | MSS |
| 4-Bromophenyl-phenylether | ND | | ug/L | 10 | 3.3 | 1 | 395481 | 02/17/26 | 02/17/26 | MSS |
| Hexachlorobenzene | ND | | ug/L | 10 | 3.0 | 1 | 395481 | 02/17/26 | 02/17/26 | MSS |



Results for any subcontracted analyses are not included in this section.

ENTHALPY ANALYTICAL

# Analysis Results for 553209

| 553209-001 Analyte | Result | Qual | Units | RL | MDL | DF | Batch | Prepared | Analyzed | Chemist |
|---|---|---|---|---|---|---|---|---|---|---|
| Pentachlorophenol | ND | | ug/L | 25 | 5.7 | 1 | 395481 | 02/17/26 | 02/17/26 | MSS |
| Phenanthrene | ND | | ug/L | 10 | 2.9 | 1 | 395481 | 02/17/26 | 02/17/26 | MSS |
| Anthracene | ND | | ug/L | 10 | 2.8 | 1 | 395481 | 02/17/26 | 02/17/26 | MSS |
| Di-n-butylphthalate | ND | | ug/L | 10 | 3.0 | 1 | 395481 | 02/17/26 | 02/17/26 | MSS |
| Fluoranthene | ND | | ug/L | 10 | 2.8 | 1 | 395481 | 02/17/26 | 02/17/26 | MSS |
| Benzidine | ND | | ug/L | 50 | 19 | 1 | 395481 | 02/17/26 | 02/17/26 | MSS |
| Pyrene | ND | | ug/L | 10 | 2.7 | 1 | 395481 | 02/17/26 | 02/17/26 | MSS |
| Butylbenzylphthalate | ND | | ug/L | 10 | 3.6 | 1 | 395481 | 02/17/26 | 02/17/26 | MSS |
| 3,3'-Dichlorobenzidine | ND | | ug/L | 25 | 5.2 | 1 | 395481 | 02/17/26 | 02/17/26 | MSS |
| Benzo(a)anthracene | ND | | ug/L | 10 | 2.4 | 1 | 395481 | 02/17/26 | 02/17/26 | MSS |
| Chrysene | ND | | ug/L | 10 | 2.5 | 1 | 395481 | 02/17/26 | 02/17/26 | MSS |
| bis(2-Ethylhexyl)phthalate | ND | | ug/L | 10 | 3.3 | 1 | 395481 | 02/17/26 | 02/17/26 | MSS |
| Di-n-octylphthalate | ND | | ug/L | 10 | 4.7 | 1 | 395481 | 02/17/26 | 02/17/26 | MSS |
| Benzo(b)fluoranthene | ND | | ug/L | 10 | 3.0 | 1 | 395481 | 02/17/26 | 02/17/26 | MSS |
| Benzo(k)fluoranthene | ND | | ug/L | 10 | 3.1 | 1 | 395481 | 02/17/26 | 02/17/26 | MSS |
| Benzo(a)pyrene | ND | | ug/L | 10 | 3.1 | 1 | 395481 | 02/17/26 | 02/17/26 | MSS |
| Indeno(1,2,3-cd)pyrene | ND | | ug/L | 10 | 4.2 | 1 | 395481 | 02/17/26 | 02/17/26 | MSS |
| Dibenz(a,h)anthracene | ND | | ug/L | 10 | 4.2 | 1 | 395481 | 02/17/26 | 02/17/26 | MSS |
| Benzo(g,h,i)perylene | ND | | ug/L | 10 | 4.1 | 1 | 395481 | 02/17/26 | 02/17/26 | MSS |
| **Surrogates** | | | | **Limits** | | | | | | |
| 2-Fluorophenol | 37% | | %REC | 15-120 | | 1 | 395481 | 02/17/26 | 02/17/26 | MSS |
| Phenol-d6 | 27% | | %REC | 15-120 | | 1 | 395481 | 02/17/26 | 02/17/26 | MSS |
| 2,4,6-Tribromophenol | 63% | | %REC | 15-140 | | 1 | 395481 | 02/17/26 | 02/17/26 | MSS |
| Nitrobenzene-d5 | 48% | | %REC | 15-123 | | 1 | 395481 | 02/17/26 | 02/17/26 | MSS |
| 2-Fluorobiphenyl | 43% | | %REC | 15-120 | | 1 | 395481 | 02/17/26 | 02/17/26 | MSS |
| Terphenyl-d14 | 48% | | %REC | 15-120 | | 1 | 395481 | 02/17/26 | 02/17/26 | MSS |
| Method: SM 4500-CN-E<br>Prep Method: METHOD | | | | | | | | | | |
| Cyanide | ND | | mg/L | 0.0050 | 0.0017 | 0.5 | 395536 | 02/17/26 | 02/18/26 | JAK |
| Method: SM 4500-S2-D<br>Prep Method: METHOD | | | | | | | | | | |
| Sulfide | ND | | mg/L | 0.10 | | 1 | 395526 | 02/17/26 | 02/17/26 | LVL |
| Method: SM 5310B<br>Prep Method: SM 5310B | | | | | | | | | | |
| Total Organic Carbon | **5.9** | | mg/L | 1.0 | 0.49 | 1 | 395528 | 02/17/26 | 02/17/26 | BDR |
| Method: SM 9221B<br>Prep Method: METHOD | | | | | | | | | | |
| Coliform, Total | **>1,600** | H | MPN/100ml | 1.8 | | 1 | 395589 | 02/17/26 14:26 | 02/19/26 15:15 | LXT |
| Method: SM 9221F | | | | | | | | | | |
| Coliform, E. Coli | **1,600** | H | MPN/100ml | 1.8 | | 1 | 395589 | 02/17/26 14:26 | 02/19/26 15:15 | LXT |
| Method: SM2130B | | | | | | | | | | |
| Turbidity | **3,400** | | NTU | 2.0 | 1.2 | 10 | 395530 | 02/17/26 14:07 | 02/17/26 14:07 | TRR |
| Method: SM2320B<br>Prep Method: METHOD | | | | | | | | | | |
| Bicarbonate | **100** | | mg/L | 3.0 | | 1.3 | 395653 | 02/18/26 | 02/18/26 | WWC |
| Alkalinity, Total as CaCO3 | **92** | | mg/L | 2.5 | | 1.3 | 395653 | 02/18/26 | 02/18/26 | WWC |
| Method: SM2510B<br>Prep Method: METHOD | | | | | | | | | | |



Results for any subcontracted analyses are not included in this section.

ENTHALPY ANALYTICAL

# Analysis Results for 553209

| 553209-001 Analyte | Result | Qual | Units | RL | MDL | DF | Batch | Prepared | Analyzed | Chemist |
|---|---|---|---|---|---|---|---|---|---|---|
| Specific Conductance | **160** | | umhos/cm | 1.0 | | 1 | 395466 | 02/16/26 | 02/16/26 | AAB |
| Method: SM2540C<br>Prep Method: METHOD | | | | | | | | | | |
| Total Dissolved Solids | **220** | | mg/L | 10 | | 1 | 395465 | 02/16/26 | 02/18/26 | AAB |
| Method: SM2540D<br>Prep Method: METHOD | | | | | | | | | | |
| Total Suspended Solids | **6,700** | | mg/L | 0.5 | | 1 | 395502 | 02/17/26 | 02/17/26 | JAG |
| Method: SM5210B<br>Prep Method: METHOD | | | | | | | | | | |
| Biochemical Oxygen Demand | **6.1** | BOD5 | mg/L | 3.0 | | 1 | 395456 | 02/16/26 19:13 | 02/21/26 15:25 | AAB |
| Method: SM5220D<br>Prep Method: SM 5220D | | | | | | | | | | |
| Chemical Oxygen Demand | **46** | | mg/L | 4.0 | 2.0 | 1 | 395517 | 02/17/26 | 02/17/26 | RDL |

| | |
|---|---|
| * | Value is outside QC limits |
| > | Value exceeds indicated concentration |
| BOD5 | Estimated result, under-depleted, highest volume replicate reported |
| H | Holding time was exceeded |
| J | Estimated value |
| ND | Not Detected |
| b | See narrative |



Results for any subcontracted analyses are not included in this section.

ENTHALPY ANALYTICAL

# Batch QC

| Type: Blank | Lab ID: QC1341120 | Batch: 395496 |
|---|---|---|
| Matrix: Water | Method: EPA 1664A | Prep Method: METHOD |

| QC1341120 Analyte | Result | Qual | Units | RL | MDL | Prepared | Analyzed |
|---|---|---|---|---|---|---|---|
| Total Oil and Grease | ND | | mg/L | 5.0 | 0.97 | 02/17/26 | 02/18/26 |

| Type: Lab Control Sample | Lab ID: QC1341121 | Batch: 395496 |
|---|---|---|
| Matrix: Water | Method: EPA 1664A | Prep Method: METHOD |

| QC1341121 Analyte | Result | Spiked | Units | Recovery | Qual | Limits |
|---|---|---|---|---|---|---|
| Total Oil and Grease | 36.30 | 40.00 | mg/L | 91% | | 78-114 |

| Type: Lab Control Sample Duplicate | Lab ID: QC1341122 | Batch: 395496 |
|---|---|---|
| Matrix: Water | Method: EPA 1664A | Prep Method: METHOD |

| QC1341122 Analyte | Result | Spiked | Units | Recovery | Qual | Limits | RPD | RPD Lim |
|---|---|---|---|---|---|---|---|---|
| Total Oil and Grease | 36.10 | 40.00 | mg/L | 90% | | 78-114 | 1 | 18 |

| Type: Blank | Lab ID: QC1341116 | Batch: 395497 |
|---|---|---|
| Matrix: Water | Method: EPA 200.7 | Prep Method: EPA 3015A |

| QC1341116 Analyte | Result | Qual | Units | RL | MDL | Prepared | Analyzed |
|---|---|---|---|---|---|---|---|
| Calcium | 0.22 | | mg/L | 0.10 | 0.0095 | 02/17/26 | 02/17/26 |
| Magnesium | ND | | mg/L | 0.10 | 0.017 | 02/17/26 | 02/17/26 |
| Potassium | 0.90 | | mg/L | 0.50 | 0.20 | 02/17/26 | 02/17/26 |

| Type: Lab Control Sample | Lab ID: QC1341117 | Batch: 395497 |
|---|---|---|
| Matrix: Water | Method: EPA 200.7 | Prep Method: EPA 3015A |

| QC1341117 Analyte | Result | Spiked | Units | Recovery | Qual | Limits |
|---|---|---|---|---|---|---|
| Calcium | 18.51 | 20.40 | mg/L | 91% | | 85-115 |
| Magnesium | 18.74 | 20.40 | mg/L | 92% | | 85-115 |
| Potassium | 21.10 | 24.00 | mg/L | 88% | | 85-115 |

| Type: Matrix Spike | Lab ID: QC1341118 | Batch: 395497 |
|---|---|---|
| Matrix (Source ID): Water (552611-002) | Method: EPA 200.7 | Prep Method: EPA 3015A |

| QC1341118 Analyte | Result | Source Sample Result | Spiked | Units | Recovery | Qual | Limits | DF |
|---|---|---|---|---|---|---|---|---|
| Calcium | 135.0 | 118.5 | 20.40 | mg/L | 81% | NM | 75-125 | 1 |
| Magnesium | 38.88 | 21.34 | 20.40 | mg/L | 86% | | 75-125 | 1 |
| Potassium | 36.60 | 16.16 | 24.00 | mg/L | 85% | | 75-125 | 1 |

ENTHALPY ANALYTICAL

# Batch QC

| Type: | Matrix Spike Duplicate | Lab ID: | QC1341119 | Batch: | 395497 |
|---|---|---|---|---|---|
| Matrix (Source ID): | Water (552611-002) | Method: | EPA 200.7 | Prep Method: | EPA 3015A |

| QC1341119 Analyte | Result | Source Sample Result | Spiked | Units | Recovery | Qual | Limits | RPD | RPD Lim | DF |
|---|---|---|---|---|---|---|---|---|---|---|
| Calcium | 136.9 | 118.5 | 20.40 | mg/L | 90% | NM | 75-125 | 1 | 20 | 1 |
| Magnesium | 40.40 | 21.34 | 20.40 | mg/L | 93% | | 75-125 | 4 | 20 | 1 |
| Potassium | 38.12 | 16.16 | 24.00 | mg/L | 92% | | 75-125 | 4 | 20 | 1 |

| Type: | Serial Dilution | Lab ID: | QC1341214 | Batch: | 395497 |
|---|---|---|---|---|---|
| Matrix (Source ID): | Water (552611-002) | Method: | EPA 200.7 | Prep Method: | EPA 3015A |

| QC1341214 Analyte | Result | Source Sample Result | Units | Qual | RPD | RPD Lim | DF |
|---|---|---|---|---|---|---|---|
| Calcium | 126.9 | 118.5 | mg/L | | | | 5 |
| Magnesium | 22.86 | 21.34 | mg/L | | | | 5 |
| Potassium | 16.66 | 16.16 | mg/L | | | | 5 |

| Type: | Blank | Lab ID: | QC1341496 | Batch: | 395627 |
|---|---|---|---|---|---|
| Matrix: | Water | Method: | EPA 200.7 | Prep Method: | EPA 3015A |

| QC1341496 Analyte | Result | Qual | Units | RL | MDL | Prepared | Analyzed |
|---|---|---|---|---|---|---|---|
| Iron | ND | | mg/L | 0.020 | 0.017 | 02/18/26 | 02/18/26 |
| Sodium | ND | | mg/L | 0.50 | 0.017 | 02/18/26 | 02/18/26 |

| Type: | Lab Control Sample | Lab ID: | QC1341497 | Batch: | 395627 |
|---|---|---|---|---|---|
| Matrix: | Water | Method: | EPA 200.7 | Prep Method: | EPA 3015A |

| QC1341497 Analyte | Result | Spiked | Units | Recovery | Qual | Limits |
|---|---|---|---|---|---|---|
| Iron | 0.3638 | 0.4000 | mg/L | 91% | | 85-115 |
| Sodium | 19.44 | 20.40 | mg/L | 95% | | 85-115 |

| Type: | Matrix Spike | Lab ID: | QC1341498 | Batch: | 395627 |
|---|---|---|---|---|---|
| Matrix (Source ID): | Water (553258-001) | Method: | EPA 200.7 | Prep Method: | EPA 3015A |

| QC1341498 Analyte | Result | Source Sample Result | Spiked | Units | Recovery | Qual | Limits | DF |
|---|---|---|---|---|---|---|---|---|
| Iron | 0.5404 | 0.1591 | 0.4000 | mg/L | 95% | | 75-125 | 1 |
| Sodium | 21.66 | 2.395 | 20.40 | mg/L | 94% | | 75-125 | 1 |

ENTHALPY ANALYTICAL

# Batch QC

| Type: | Matrix Spike Duplicate | Lab ID: | QC1341499 | Batch: | 395627 |
|---|---|---|---|---|---|
| Matrix (Source ID): | Water (553258-001) | Method: | EPA 200.7 | Prep Method: | EPA 3015A |

| QC1341499 Analyte | Result | Source Sample Result | Spiked | Units | Recovery | Qual | Limits | RPD | RPD Lim | DF |
|---|---|---|---|---|---|---|---|---|---|---|
| Iron | 0.5460 | 0.1591 | 0.4000 | mg/L | 97% | | 75-125 | 1 | 20 | 1 |
| Sodium | 22.18 | 2.395 | 20.40 | mg/L | 97% | | 75-125 | 2 | 20 | 1 |

| Type: | Serial Dilution | Lab ID: | QC1341543 | Batch: | 395627 |
|---|---|---|---|---|---|
| Matrix (Source ID): | Water (553258-001) | Method: | EPA 200.7 | Prep Method: | EPA 3015A |

| QC1341543 Analyte | Result | Source Sample Result | Units | Qual | RPD | RPD Lim | DF |
|---|---|---|---|---|---|---|---|
| Iron | 0.1572 | 0.1591 | mg/L | | | | 5 |
| Sodium | 2.285 | 2.395 | mg/L | J | | | 5 |

| Type: | Blank | Lab ID: | QC1341220 | Batch: | 395533 |
|---|---|---|---|---|---|
| Matrix: | Water | Method: | EPA 200.8 | Prep Method: | EPA 3015A |

| QC1341220 Analyte | Result | Qual | Units | RL | MDL | Prepared | Analyzed |
|---|---|---|---|---|---|---|---|
| Antimony | ND | | ug/L | 2.0 | 1.0 | 02/17/26 | 02/17/26 |
| Arsenic | ND | | ug/L | 2.0 | 0.27 | 02/17/26 | 02/17/26 |
| Barium | ND | | ug/L | 5.0 | 0.44 | 02/17/26 | 02/17/26 |
| Beryllium | ND | | ug/L | 1.0 | 0.060 | 02/17/26 | 02/17/26 |
| Boron | ND | | ug/L | 10 | 7.7 | 02/17/26 | 02/17/26 |
| Cadmium | ND | | ug/L | 1.0 | 0.072 | 02/17/26 | 02/17/26 |
| Chromium | ND | | ug/L | 5.0 | 0.43 | 02/17/26 | 02/17/26 |
| Cobalt | ND | | ug/L | 1.0 | 0.090 | 02/17/26 | 02/17/26 |
| Copper | ND | | ug/L | 3.0 | 0.96 | 02/17/26 | 02/17/26 |
| Lead | ND | | ug/L | 5.0 | 0.23 | 02/17/26 | 02/17/26 |
| Manganese | ND | | ug/L | 10 | 3.8 | 02/17/26 | 02/17/26 |
| Nickel | ND | | ug/L | 5.0 | 1.3 | 02/17/26 | 02/17/26 |
| Selenium | ND | | ug/L | 2.0 | 1.9 | 02/17/26 | 02/17/26 |
| Silver | ND | | ug/L | 5.0 | 0.37 | 02/17/26 | 02/17/26 |
| Thallium | ND | | ug/L | 1.0 | 0.25 | 02/17/26 | 02/17/26 |
| Tin | ND | | ug/L | 5.0 | 1.5 | 02/17/26 | 02/17/26 |
| Vanadium | ND | | ug/L | 5.0 | 0.36 | 02/17/26 | 02/17/26 |
| Zinc | ND | | ug/L | 10 | 7.6 | 02/17/26 | 02/17/26 |

ENTHALPY ANALYTICAL

# Batch QC

| Type: Lab Control Sample | Lab ID: QC1341221 | Batch: 395533 |
|---|---|---|
| Matrix: Water | Method: EPA 200.8 | Prep Method: EPA 3015A |

| QC1341221 Analyte | Result | Spiked | Units | Recovery | Qual | Limits |
|---|---|---|---|---|---|---|
| Antimony | 105.6 | 100.0 | ug/L | 106% | | 85-115 |
| Arsenic | 98.43 | 100.0 | ug/L | 98% | | 85-115 |
| Barium | 98.00 | 100.0 | ug/L | 98% | | 85-115 |
| Beryllium | 95.79 | 100.0 | ug/L | 96% | | 85-115 |
| Boron | 87.05 | 100.0 | ug/L | 87% | | 85-115 |
| Cadmium | 98.83 | 100.0 | ug/L | 99% | | 85-115 |
| Chromium | 98.07 | 100.0 | ug/L | 98% | | 85-115 |
| Cobalt | 98.09 | 100.0 | ug/L | 98% | | 85-115 |
| Copper | 97.18 | 100.0 | ug/L | 97% | | 85-115 |
| Lead | 96.42 | 100.0 | ug/L | 96% | | 85-115 |
| Manganese | 99.67 | 100.0 | ug/L | 100% | | 85-115 |
| Nickel | 99.03 | 100.0 | ug/L | 99% | | 85-115 |
| Selenium | 96.10 | 100.0 | ug/L | 96% | | 85-115 |
| Silver | 48.82 | 50.00 | ug/L | 98% | | 85-115 |
| Thallium | 96.69 | 100.0 | ug/L | 97% | | 85-115 |
| Tin | 94.22 | 100.0 | ug/L | 94% | | 85-115 |
| Vanadium | 98.58 | 100.0 | ug/L | 99% | | 85-115 |
| Zinc | 97.50 | 100.0 | ug/L | 97% | | 85-115 |

| Type: Matrix Spike | Lab ID: QC1341234 | Batch: 395533 |
|---|---|---|
| Matrix (Source ID): Water (553180-001) | Method: EPA 200.8 | Prep Method: EPA 3015A |

| QC1341234 Analyte | Result | Source Sample Result | Spiked | Units | Recovery | Qual | Limits | DF |
|---|---|---|---|---|---|---|---|---|
| Antimony | 116.7 | 6.968 | 100.0 | ug/L | 110% | | 70-130 | 10 |
| Arsenic | 101.4 | 3.322 | 100.0 | ug/L | 98% | | 70-130 | 10 |
| Barium | 964.1 | 814.0 | 100.0 | ug/L | 150% | NM | 70-130 | 10 |
| Beryllium | 102.2 | ND | 100.0 | ug/L | 102% | | 70-130 | 10 |
| Boron | 329.1 | 205.2 | 100.0 | ug/L | 124% | NM | 70-130 | 10 |
| Cadmium | 104.2 | 1.633 | 100.0 | ug/L | 103% | | 70-130 | 10 |
| Chromium | 105.9 | 6.860 | 100.0 | ug/L | 99% | | 70-130 | 10 |
| Cobalt | 99.19 | 1.546 | 100.0 | ug/L | 98% | | 70-130 | 10 |
| Copper | 368.2 | 271.6 | 100.0 | ug/L | 97% | | 70-130 | 10 |
| Lead | 145.5 | 40.05 | 100.0 | ug/L | 105% | | 70-130 | 10 |
| Manganese | 180.9 | 78.49 | 100.0 | ug/L | 102% | | 70-130 | 10 |
| Nickel | 117.6 | 16.29 | 100.0 | ug/L | 101% | | 70-130 | 10 |
| Selenium | 89.36 | ND | 100.0 | ug/L | 89% | | 70-130 | 10 |
| Silver | 50.83 | ND | 50.00 | ug/L | 102% | | 70-130 | 10 |
| Thallium | 100.1 | ND | 100.0 | ug/L | 100% | | 70-130 | 10 |
| Tin | 112.1 | 2.309 | 100.0 | ug/L | 110% | | 70-130 | 10 |
| Vanadium | 104.1 | 3.427 | 100.0 | ug/L | 101% | | 70-130 | 10 |
| Zinc | 637.9 | 538.9 | 100.0 | ug/L | 99% | NM | 70-130 | 10 |

ENTHALPY ANALYTICAL

# Batch QC

| Type: | Matrix Spike Duplicate | Lab ID: | QC1341235 | Batch: | 395533 |
|---|---|---|---|---|---|
| Matrix (Source ID): | Water (553180-001) | Method: | EPA 200.8 | Prep Method: | EPA 3015A |

| QC1341235 Analyte | Result | Source Sample Result | Spiked | Units | Recovery | Qual | Limits | RPD | RPD Lim | DF |
|---|---|---|---|---|---|---|---|---|---|---|
| Antimony | 109.6 | 6.968 | 100.0 | ug/L | 103% | | 70-130 | 6 | 20 | 10 |
| Arsenic | 97.31 | 3.322 | 100.0 | ug/L | 94% | | 70-130 | 4 | 20 | 10 |
| Barium | 922.2 | 814.0 | 100.0 | ug/L | 108% | NM | 70-130 | 4 | 20 | 10 |
| Beryllium | 92.98 | ND | 100.0 | ug/L | 93% | | 70-130 | 9 | 20 | 10 |
| Boron | 323.2 | 205.2 | 100.0 | ug/L | 118% | NM | 70-130 | 2 | 20 | 10 |
| Cadmium | 96.79 | 1.633 | 100.0 | ug/L | 95% | | 70-130 | 7 | 20 | 10 |
| Chromium | 101.2 | 6.860 | 100.0 | ug/L | 94% | | 70-130 | 5 | 20 | 10 |
| Cobalt | 96.20 | 1.546 | 100.0 | ug/L | 95% | | 70-130 | 3 | 20 | 10 |
| Copper | 366.2 | 271.6 | 100.0 | ug/L | 95% | | 70-130 | 1 | 20 | 10 |
| Lead | 134.0 | 40.05 | 100.0 | ug/L | 94% | | 70-130 | 8 | 20 | 10 |
| Manganese | 194.1 | 78.49 | 100.0 | ug/L | 116% | | 70-130 | 7 | 20 | 10 |
| Nickel | 113.7 | 16.29 | 100.0 | ug/L | 97% | | 70-130 | 3 | 20 | 10 |
| Selenium | 87.64 | ND | 100.0 | ug/L | 88% | | 70-130 | 2 | 20 | 10 |
| Silver | 45.79 | ND | 50.00 | ug/L | 92% | | 70-130 | 10 | 20 | 10 |
| Thallium | 96.03 | ND | 100.0 | ug/L | 96% | | 70-130 | 4 | 20 | 10 |
| Tin | 105.4 | 2.309 | 100.0 | ug/L | 103% | | 70-130 | 6 | 20 | 10 |
| Vanadium | 98.21 | 3.427 | 100.0 | ug/L | 95% | | 70-130 | 6 | 20 | 10 |
| Zinc | 657.3 | 538.9 | 100.0 | ug/L | 118% | NM | 70-130 | 3 | 20 | 10 |

| Type: | Matrix Spike | Lab ID: | QC1341236 | Batch: | 395533 |
|---|---|---|---|---|---|
| Matrix (Source ID): | Water (553180-002) | Method: | EPA 200.8 | Prep Method: | EPA 3015A |

| QC1341236 Analyte | Result | Source Sample Result | Spiked | Units | Recovery | Qual | Limits | DF |
|---|---|---|---|---|---|---|---|---|
| Antimony | 113.0 | 4.489 | 100.0 | ug/L | 108% | | 70-130 | 10 |
| Arsenic | 100.2 | 1.647 | 100.0 | ug/L | 99% | | 70-130 | 10 |
| Barium | 440.0 | 340.4 | 100.0 | ug/L | 100% | | 70-130 | 10 |
| Beryllium | 100.9 | ND | 100.0 | ug/L | 101% | | 70-130 | 10 |
| Boron | 244.3 | 151.2 | 100.0 | ug/L | 93% | | 70-130 | 10 |
| Cadmium | 97.02 | ND | 100.0 | ug/L | 97% | | 70-130 | 10 |
| Chromium | 100.7 | 2.456 | 100.0 | ug/L | 98% | | 70-130 | 10 |
| Cobalt | 95.79 | 0.2770 | 100.0 | ug/L | 96% | | 70-130 | 10 |
| Copper | 97.87 | 11.93 | 100.0 | ug/L | 86% | | 70-130 | 10 |
| Lead | 101.7 | 3.559 | 100.0 | ug/L | 98% | | 70-130 | 10 |
| Manganese | 124.9 | 25.62 | 100.0 | ug/L | 99% | | 70-130 | 10 |
| Nickel | 98.75 | 2.124 | 100.0 | ug/L | 97% | | 70-130 | 10 |
| Selenium | 80.07 | ND | 100.0 | ug/L | 80% | | 70-130 | 10 |
| Silver | 47.63 | ND | 50.00 | ug/L | 95% | | 70-130 | 10 |
| Thallium | 98.31 | ND | 100.0 | ug/L | 98% | | 70-130 | 10 |
| Tin | 94.55 | ND | 100.0 | ug/L | 95% | | 70-130 | 10 |
| Vanadium | 98.69 | 0.9450 | 100.0 | ug/L | 98% | | 70-130 | 10 |
| Zinc | 154.9 | 46.01 | 100.0 | ug/L | 109% | | 70-130 | 10 |

ENTHALPY ANALYTICAL

# Batch QC

| Type: | Matrix Spike Duplicate | Lab ID: | QC1341237 | Batch: | 395533 |
|---|---|---|---|---|---|
| Matrix (Source ID): | Water (553180-002) | Method: | EPA 200.8 | Prep Method: | EPA 3015A |

| QC1341237 Analyte | Result | Source Sample Result | Spiked | Units | Recovery | Qual | Limits | RPD | RPD Lim | DF |
|---|---|---|---|---|---|---|---|---|---|---|
| Antimony | 106.8 | 4.489 | 100.0 | ug/L | 102% | | 70-130 | 6 | 20 | 10 |
| Arsenic | 102.2 | 1.647 | 100.0 | ug/L | 101% | | 70-130 | 2 | 20 | 10 |
| Barium | 436.0 | 340.4 | 100.0 | ug/L | 96% | | 70-130 | 1 | 20 | 10 |
| Beryllium | 95.08 | ND | 100.0 | ug/L | 95% | | 70-130 | 6 | 20 | 10 |
| Boron | 240.9 | 151.2 | 100.0 | ug/L | 90% | | 70-130 | 1 | 20 | 10 |
| Cadmium | 94.94 | ND | 100.0 | ug/L | 95% | | 70-130 | 2 | 20 | 10 |
| Chromium | 97.30 | 2.456 | 100.0 | ug/L | 95% | | 70-130 | 3 | 20 | 10 |
| Cobalt | 97.95 | 0.2770 | 100.0 | ug/L | 98% | | 70-130 | 2 | 20 | 10 |
| Copper | 103.4 | 11.93 | 100.0 | ug/L | 91% | | 70-130 | 6 | 20 | 10 |
| Lead | 100.3 | 3.559 | 100.0 | ug/L | 97% | | 70-130 | 1 | 20 | 10 |
| Manganese | 125.1 | 25.62 | 100.0 | ug/L | 99% | | 70-130 | 0 | 20 | 10 |
| Nickel | 99.69 | 2.124 | 100.0 | ug/L | 98% | | 70-130 | 1 | 20 | 10 |
| Selenium | 92.10 | ND | 100.0 | ug/L | 92% | | 70-130 | 14 | 20 | 10 |
| Silver | 48.75 | ND | 50.00 | ug/L | 98% | | 70-130 | 2 | 20 | 10 |
| Thallium | 96.93 | ND | 100.0 | ug/L | 97% | | 70-130 | 1 | 20 | 10 |
| Tin | 96.27 | ND | 100.0 | ug/L | 96% | | 70-130 | 2 | 20 | 10 |
| Vanadium | 99.16 | 0.9450 | 100.0 | ug/L | 98% | | 70-130 | 0 | 20 | 10 |
| Zinc | 149.7 | 46.01 | 100.0 | ug/L | 104% | | 70-130 | 3 | 20 | 10 |

| Type: | Blank | Lab ID: | QC1341089 | Batch: | 395489 |
|---|---|---|---|---|---|
| Matrix: | Water | Method: | EPA 245.1 | Prep Method: | EPA 245.1 |

| QC1341089 Analyte | Result | Qual | Units | RL | MDL | Prepared | Analyzed |
|---|---|---|---|---|---|---|---|
| Mercury | ND | | ug/L | 0.40 | 0.091 | 02/17/26 | 02/17/26 |

| Type: | Lab Control Sample | Lab ID: | QC1341090 | Batch: | 395489 |
|---|---|---|---|---|---|
| Matrix: | Water | Method: | EPA 245.1 | Prep Method: | EPA 245.1 |

| QC1341090 Analyte | Result | Spiked | Units | Recovery | Qual | Limits |
|---|---|---|---|---|---|---|
| Mercury | 4.840 | 5.000 | ug/L | 97% | | 85-115 |

| Type: | Matrix Spike | Lab ID: | QC1341091 | Batch: | 395489 |
|---|---|---|---|---|---|
| Matrix (Source ID): | Water (553001-001) | Method: | EPA 245.1 | Prep Method: | EPA 245.1 |

| QC1341091 Analyte | Result | Source Sample Result | Spiked | Units | Recovery | Qual | Limits | DF |
|---|---|---|---|---|---|---|---|---|
| Mercury | 2.199 | ND | 5.000 | ug/L | 44% | * | 75-125 | 1 |

ENTHALPY ANALYTICAL

# Batch QC

| Type: | Matrix Spike Duplicate | Lab ID: | QC1341092 | Batch: | 395489 |
|---|---|---|---|---|---|
| Matrix (Source ID): | Water (553001-001) | Method: | EPA 245.1 | Prep Method: | EPA 245.1 |

| QC1341092 Analyte | Result | Source Sample Result | Spiked | Units | Recovery | Qual | Limits | RPD | RPD Lim | DF |
|---|---|---|---|---|---|---|---|---|---|---|
| Mercury | 2.204 | ND | 5.000 | ug/L | 44% | * | 75-125 | 0 | 20 | 1 |

| Type: | Matrix Spike | Lab ID: | QC1341093 | Batch: | 395489 |
|---|---|---|---|---|---|
| Matrix (Source ID): | Water (553206-002) | Method: | EPA 245.1 | Prep Method: | EPA 245.1 |

| QC1341093 Analyte | Result | Source Sample Result | Spiked | Units | Recovery | Qual | Limits | DF |
|---|---|---|---|---|---|---|---|---|
| Mercury | 859.4 | ND | 1000 | ug/L | 86% | | 75-125 | 200 |

| Type: | Matrix Spike Duplicate | Lab ID: | QC1341094 | Batch: | 395489 |
|---|---|---|---|---|---|
| Matrix (Source ID): | Water (553206-002) | Method: | EPA 245.1 | Prep Method: | EPA 245.1 |

| QC1341094 Analyte | Result | Source Sample Result | Spiked | Units | Recovery | Qual | Limits | RPD | RPD Lim | DF |
|---|---|---|---|---|---|---|---|---|---|---|
| Mercury | 878.7 | ND | 1000 | ug/L | 88% | | 75-125 | 2 | 20 | 200 |

| Type: | Blank | Lab ID: | QC1341047 | Batch: | 395480 |
|---|---|---|---|---|---|
| Matrix: | Water | Method: | EPA 300.0 | Prep Method: | METHOD |

| QC1341047 Analyte | Result | Qual | Units | RL | MDL | Prepared | Analyzed |
|---|---|---|---|---|---|---|---|
| Fluoride | ND | | mg/L | 0.20 | 0.062 | 02/17/26 08:39 | 02/17/26 10:55 |
| Chloride | ND | | mg/L | 1.0 | 0.27 | 02/17/26 08:39 | 02/17/26 10:55 |
| Nitrogen, Nitrite | ND | | mg/L | 0.10 | 0.01 | 02/17/26 08:39 | 02/17/26 10:55 |
| Bromide | ND | | mg/L | 0.30 | 0.049 | 02/17/26 08:39 | 02/17/26 10:55 |
| Nitrogen, Nitrate | ND | | mg/L | 0.10 | 0.05 | 02/17/26 08:39 | 02/17/26 10:55 |
| Sulfate | ND | | mg/L | 1.0 | 0.26 | 02/17/26 08:39 | 02/17/26 10:55 |

| Type: | Lab Control Sample | Lab ID: | QC1341048 | Batch: | 395480 |
|---|---|---|---|---|---|
| Matrix: | Water | Method: | EPA 300.0 | Prep Method: | METHOD |

| QC1341048 Analyte | Result | Spiked | Units | Recovery | Qual | Limits |
|---|---|---|---|---|---|---|
| Fluoride | 9.808 | 10.00 | mg/L | 98% | | 90-110 |
| Chloride | 47.55 | 50.00 | mg/L | 95% | | 90-110 |
| Nitrogen, Nitrite | 4.461 | 4.567 | mg/L | 98% | | 90-110 |
| Bromide | 15.03 | 15.00 | mg/L | 100% | | 90-110 |
| Nitrogen, Nitrate | 4.517 | 4.518 | mg/L | 100% | | 90-110 |
| Sulfate | 25.16 | 25.00 | mg/L | 101% | | 90-110 |

ENTHALPY ANALYTICAL

# Batch QC

| | | | | | |
|---|---|---|---|---|---|
| **Type:** | **Matrix Spike** | **Lab ID:** | **QC1341051** | **Batch:** | **395480** |
| **Matrix (Source ID):** | **Water (552255-001)** | **Method:** | **EPA 300.0** | **Prep Method:** | **METHOD** |

| QC1341051 Analyte | Result | Source Sample Result | Spiked | Units | Recovery | Qual | Limits | DF |
|---|---|---|---|---|---|---|---|---|
| Fluoride | 7.736 | ND | 20.00 | mg/L | 39% | * | 80-129 | 1 |
| Chloride | 399.6 | 328.3 | 100.0 | mg/L | 71% | E,* | 80-123 | 1 |
| Nitrogen, Nitrite | 8.773 | 0.03079 | 9.134 | mg/L | 96% | | 80-122 | 1 |
| Bromide | 18.38 | 2.839 | 15.00 | mg/L | 104% | | 80-121 | 1 |
| Nitrogen, Nitrate | 9.511 | ND | 9.036 | mg/L | 105% | | 80-123 | 1 |
| Sulfate | 57.34 | 5.199 | 50.00 | mg/L | 104% | | 79-124 | 1 |

| | | | | | |
|---|---|---|---|---|---|
| **Type:** | **Matrix Spike Duplicate** | **Lab ID:** | **QC1341052** | **Batch:** | **395480** |
| **Matrix (Source ID):** | **Water (552255-001)** | **Method:** | **EPA 300.0** | **Prep Method:** | **METHOD** |

| QC1341052 Analyte | Result | Source Sample Result | Spiked | Units | Recovery | Qual | Limits | RPD | RPD Lim | DF |
|---|---|---|---|---|---|---|---|---|---|---|
| Fluoride | 7.458 | ND | 20.00 | mg/L | 37% | * | 80-129 | 4 | 21 | 1 |
| Chloride | 398.0 | 328.3 | 100.0 | mg/L | 70% | E,* | 80-123 | | 20 | 1 |
| Nitrogen, Nitrite | 8.484 | 0.03079 | 9.134 | mg/L | 93% | | 80-122 | 3 | 21 | 1 |
| Bromide | 17.94 | 2.839 | 15.00 | mg/L | 101% | | 80-121 | 2 | 20 | 1 |
| Nitrogen, Nitrate | 9.424 | ND | 9.036 | mg/L | 104% | | 80-123 | 1 | 20 | 1 |
| Sulfate | 55.75 | 5.199 | 50.00 | mg/L | 101% | | 79-124 | 3 | 20 | 1 |

| | | | | | |
|---|---|---|---|---|---|
| **Type:** | **Blank** | **Lab ID:** | **QC1341095** | **Batch:** | **395490** |
| **Matrix:** | **Water** | **Method:** | **EPA 350.1** | **Prep Method:** | **METHOD** |

| QC1341095 Analyte | Result | Qual | Units | RL | MDL | Prepared | Analyzed |
|---|---|---|---|---|---|---|---|
| Ammonia-N | ND | | mg/L | 0.10 | 0.068 | 02/17/26 | 02/17/26 |

| | | | | | |
|---|---|---|---|---|---|
| **Type:** | **Lab Control Sample** | **Lab ID:** | **QC1341096** | **Batch:** | **395490** |
| **Matrix:** | **Water** | **Method:** | **EPA 350.1** | **Prep Method:** | **METHOD** |

| QC1341096 Analyte | Result | Spiked | Units | Recovery | Qual | Limits |
|---|---|---|---|---|---|---|
| Ammonia-N | 0.9276 | 1.000 | mg/L | 93% | | 90-110 |

| | | | | | |
|---|---|---|---|---|---|
| **Type:** | **Matrix Spike** | **Lab ID:** | **QC1341104** | **Batch:** | **395490** |
| **Matrix (Source ID):** | **Water (552451-001)** | **Method:** | **EPA 350.1** | **Prep Method:** | **SM 4500-NH3-G SD** |

| QC1341104 Analyte | Result | Source Sample Result | Spiked | Units | Recovery | Qual | Limits | DF |
|---|---|---|---|---|---|---|---|---|
| Ammonia-N | 0.9906 | ND | 1.000 | mg/L | 99% | | 90-110 | 1 |

ENTHALPY ANALYTICAL

# Batch QC

| | | | | | |
|---|---|---|---|---|---|
| **Type:** | **Matrix Spike Duplicate** | **Lab ID:** | **QC1341105** | **Batch:** | **395490** |
| **Matrix (Source ID):** | **Water (552451-001)** | **Method:** | **EPA 350.1** | **Prep Method:** | **SM 4500-NH3-G SD** |

| QC1341105 Analyte | Result | Source Sample Result | Spiked | Units | Recovery | Qual | Limits | RPD | RPD Lim | DF |
|---|---|---|---|---|---|---|---|---|---|---|
| Ammonia-N | 0.9784 | ND | 1.000 | mg/L | 98% | | 90-110 | 1 | 20 | 1 |

| | | | | | |
|---|---|---|---|---|---|
| **Type:** | **Blank** | **Lab ID:** | **QC1341160** | **Batch:** | **395514** |
| **Matrix:** | **Water** | **Method:** | **EPA 420.1** | **Prep Method:** | **METHOD** |

| QC1341160 Analyte | Result | Qual | Units | RL | MDL | Prepared | Analyzed |
|---|---|---|---|---|---|---|---|
| Total Phenolics | ND | | mg/L | 0.010 | 0.0056 | 02/17/26 | 02/17/26 |

| | | | | | |
|---|---|---|---|---|---|
| **Type:** | **Lab Control Sample** | **Lab ID:** | **QC1341161** | **Batch:** | **395514** |
| **Matrix:** | **Water** | **Method:** | **EPA 420.1** | **Prep Method:** | **METHOD** |

| QC1341161 Analyte | Result | Spiked | Units | Recovery | Qual | Limits |
|---|---|---|---|---|---|---|
| Total Phenolics | 0.07000 | 0.08000 | mg/L | 88% | | 80-120 |

| | | | | | |
|---|---|---|---|---|---|
| **Type:** | **Lab Control Sample Duplicate** | **Lab ID:** | **QC1341162** | **Batch:** | **395514** |
| **Matrix:** | **Water** | **Method:** | **EPA 420.1** | **Prep Method:** | **METHOD** |

| QC1341162 Analyte | Result | Spiked | Units | Recovery | Qual | Limits | RPD | RPD Lim |
|---|---|---|---|---|---|---|---|---|
| Total Phenolics | 0.07000 | 0.08000 | mg/L | 88% | | 80-120 | 0 | 20 |

ENTHALPY ANALYTICAL

# Batch QC

| Type: Blank | Lab ID: QC1341055 | Batch: 395481 |
|---|---|---|
| Matrix: Water | | |

| QC1341055 Analyte | Result | Qual | Units | RL | MDL | Prepared | Analyzed |
|---|---|---|---|---|---|---|---|
| Method: EPA 625.1<br>Prep Method: EPA 3510C | | | | | | | |
| a-Terpineol | ND | | ug/L | 10 | 2.1 | 02/17/26 | 02/18/26 |
| Benzoic acid | ND | | ug/L | 50 | 11 | 02/17/26 | 02/17/26 |
| 2-Methylphenol | ND | | ug/L | 10 | 3.2 | 02/17/26 | 02/17/26 |
| Pyridine | ND | | ug/L | 10 | 2.8 | 02/17/26 | 02/17/26 |
| Phenol | ND | | ug/L | 10 | 2.1 | 02/17/26 | 02/17/26 |
| Naphthalene | ND | | ug/L | 10 | 3.6 | 02/17/26 | 02/17/26 |
| 3-,4-Methylphenol | ND | | ug/L | 10 | 3.0 | 02/17/26 | 02/17/26 |
| Cresol | ND | | ug/L | 10 | | 02/17/26 | 02/17/26 |
| **Surrogates** | | | | **Limits** | | | |
| 2-Fluorophenol | 44% | | %REC | 36-95 | | 02/17/26 | 02/17/26 |
| Phenol-d6 | 28% | | %REC | 28-82 | | 02/17/26 | 02/17/26 |
| 2,4,6-Tribromophenol | 68% | | %REC | 61-140 | | 02/17/26 | 02/17/26 |
| Nitrobenzene-d5 | 83% | | %REC | 48-123 | | 02/17/26 | 02/17/26 |
| 2-Fluorobiphenyl | 64% | | %REC | 51-105 | | 02/17/26 | 02/17/26 |
| Terphenyl-d14 | 81% | | %REC | 65-117 | | 02/17/26 | 02/17/26 |
| Method: EPA 8270E<br>Prep Method: EPA 3510C | | | | | | | |
| Carbazole | ND | | ug/L | 10 | 2.8 | 02/17/26 | 02/17/26 |
| N-Nitrosodimethylamine | ND | | ug/L | 10 | 2.9 | 02/17/26 | 02/17/26 |
| Aniline | ND | | ug/L | 10 | 2.8 | 02/17/26 | 02/17/26 |
| bis(2-Chloroethyl)ether | ND | | ug/L | 25 | 3.7 | 02/17/26 | 02/17/26 |
| 2-Chlorophenol | ND | | ug/L | 10 | 3.6 | 02/17/26 | 02/17/26 |
| 1,3-Dichlorobenzene | ND | | ug/L | 10 | 3.3 | 02/17/26 | 02/17/26 |
| 1,4-Dichlorobenzene | ND | | ug/L | 10 | 3.4 | 02/17/26 | 02/17/26 |
| Benzyl alcohol | ND | | ug/L | 25 | 5.8 | 02/17/26 | 02/17/26 |
| 1,2-Dichlorobenzene | ND | | ug/L | 10 | 3.3 | 02/17/26 | 02/17/26 |
| bis(2-Chloroisopropyl) ether | ND | | ug/L | 10 | 3.8 | 02/17/26 | 02/17/26 |
| N-Nitroso-di-n-propylamine | ND | | ug/L | 10 | 3.9 | 02/17/26 | 02/17/26 |
| Hexachloroethane | ND | | ug/L | 10 | 3.0 | 02/17/26 | 02/17/26 |
| Nitrobenzene | ND | | ug/L | 25 | 8.4 | 02/17/26 | 02/17/26 |
| Isophorone | ND | | ug/L | 10 | 3.7 | 02/17/26 | 02/17/26 |
| 2-Nitrophenol | ND | | ug/L | 10 | 5.4 | 02/17/26 | 02/17/26 |
| 2,4-Dimethylphenol | ND | | ug/L | 10 | 3.2 | 02/17/26 | 02/17/26 |
| bis(2-Chloroethoxy)methane | ND | | ug/L | 10 | 3.7 | 02/17/26 | 02/17/26 |
| 2,4-Dichlorophenol | ND | | ug/L | 10 | 3.7 | 02/17/26 | 02/17/26 |
| 1,2,4-Trichlorobenzene | ND | | ug/L | 10 | 3.4 | 02/17/26 | 02/17/26 |
| 4-Chloroaniline | ND | | ug/L | 10 | 3.1 | 02/17/26 | 02/17/26 |
| Hexachlorobutadiene | ND | | ug/L | 10 | 2.2 | 02/17/26 | 02/17/26 |
| 4-Chloro-3-methylphenol | ND | | ug/L | 10 | 3.6 | 02/17/26 | 02/17/26 |
| 2-Methylnaphthalene | ND | | ug/L | 10 | 3.4 | 02/17/26 | 02/17/26 |
| Hexachlorocyclopentadiene | ND | | ug/L | 25 | 7.8 | 02/17/26 | 02/17/26 |
| 2,4,6-Trichlorophenol | ND | | ug/L | 10 | 4.1 | 02/17/26 | 02/17/26 |
| 2,4,5-Trichlorophenol | ND | | ug/L | 10 | 3.7 | 02/17/26 | 02/17/26 |
| 2-Chloronaphthalene | ND | | ug/L | 10 | 3.4 | 02/17/26 | 02/17/26 |
| 2-Nitroaniline | ND | | ug/L | 50 | 4.3 | 02/17/26 | 02/17/26 |

ENTHALPY ANALYTICAL

## Batch QC

| QC1341055 Analyte | Result | Qual | Units | RL | MDL | Prepared | Analyzed |
|---|---|---|---|---|---|---|---|
| Dimethylphthalate | ND | | ug/L | 10 | 3.4 | 02/17/26 | 02/17/26 |
| Acenaphthylene | ND | | ug/L | 10 | 3.9 | 02/17/26 | 02/17/26 |
| 2,6-Dinitrotoluene | ND | | ug/L | 10 | 4.4 | 02/17/26 | 02/17/26 |
| 3-Nitroaniline | ND | | ug/L | 10 | 4.0 | 02/17/26 | 02/17/26 |
| Acenaphthene | ND | | ug/L | 10 | 3.2 | 02/17/26 | 02/17/26 |
| 2,4-Dinitrophenol | ND | | ug/L | 50 | 15 | 02/17/26 | 02/17/26 |
| 4-Nitrophenol | ND | | ug/L | 50 | 8.5 | 02/17/26 | 02/17/26 |
| Dibenzofuran | ND | | ug/L | 10 | 3.2 | 02/17/26 | 02/17/26 |
| 2,4-Dinitrotoluene | ND | | ug/L | 10 | 4.3 | 02/17/26 | 02/17/26 |
| Diethylphthalate | ND | | ug/L | 10 | 2.9 | 02/17/26 | 02/17/26 |
| Fluorene | ND | | ug/L | 10 | 3.1 | 02/17/26 | 02/17/26 |
| 4-Chlorophenyl-phenylether | ND | | ug/L | 10 | 3.1 | 02/17/26 | 02/17/26 |
| 4-Nitroaniline | ND | | ug/L | 10 | 3.3 | 02/17/26 | 02/17/26 |
| 4,6-Dinitro-2-methylphenol | ND | | ug/L | 50 | 17 | 02/17/26 | 02/17/26 |
| N-Nitrosodiphenylamine | ND | | ug/L | 10 | 4.0 | 02/17/26 | 02/17/26 |
| 1,2-diphenylhydrazine (as azobenzene) | ND | | ug/L | 10 | 2.9 | 02/17/26 | 02/17/26 |
| 4-Bromophenyl-phenylether | ND | | ug/L | 10 | 3.3 | 02/17/26 | 02/17/26 |
| Hexachlorobenzene | ND | | ug/L | 10 | 3.0 | 02/17/26 | 02/17/26 |
| Pentachlorophenol | ND | | ug/L | 25 | 5.7 | 02/17/26 | 02/17/26 |
| Phenanthrene | ND | | ug/L | 10 | 2.9 | 02/17/26 | 02/17/26 |
| Anthracene | ND | | ug/L | 10 | 2.8 | 02/17/26 | 02/17/26 |
| Di-n-butylphthalate | ND | | ug/L | 10 | 3.0 | 02/17/26 | 02/17/26 |
| Fluoranthene | ND | | ug/L | 10 | 2.8 | 02/17/26 | 02/17/26 |
| Benzidine | ND | | ug/L | 50 | 19 | 02/17/26 | 02/17/26 |
| Pyrene | ND | | ug/L | 10 | 2.7 | 02/17/26 | 02/17/26 |
| Butylbenzylphthalate | ND | | ug/L | 10 | 3.6 | 02/17/26 | 02/17/26 |
| 3,3'-Dichlorobenzidine | ND | | ug/L | 25 | 5.2 | 02/17/26 | 02/17/26 |
| Benzo(a)anthracene | ND | | ug/L | 10 | 2.4 | 02/17/26 | 02/17/26 |
| Chrysene | ND | | ug/L | 10 | 2.5 | 02/17/26 | 02/17/26 |
| bis(2-Ethylhexyl)phthalate | ND | | ug/L | 10 | 3.3 | 02/17/26 | 02/17/26 |
| Di-n-octylphthalate | ND | | ug/L | 10 | 4.7 | 02/17/26 | 02/17/26 |
| Benzo(b)fluoranthene | ND | | ug/L | 10 | 3.0 | 02/17/26 | 02/17/26 |
| Benzo(k)fluoranthene | ND | | ug/L | 10 | 3.1 | 02/17/26 | 02/17/26 |
| Benzo(a)pyrene | ND | | ug/L | 10 | 3.1 | 02/17/26 | 02/17/26 |
| Indeno(1,2,3-cd)pyrene | ND | | ug/L | 10 | 4.2 | 02/17/26 | 02/17/26 |
| Dibenz(a,h)anthracene | ND | | ug/L | 10 | 4.2 | 02/17/26 | 02/17/26 |
| Benzo(g,h,i)perylene | ND | | ug/L | 10 | 4.1 | 02/17/26 | 02/17/26 |
| **Surrogates** | | | | **Limits** | | | |
| 2-Fluorophenol | 44% | | %REC | 15-120 | | 02/17/26 | 02/17/26 |
| Phenol-d6 | 28% | | %REC | 15-120 | | 02/17/26 | 02/17/26 |
| 2,4,6-Tribromophenol | 68% | | %REC | 15-140 | | 02/17/26 | 02/17/26 |
| Nitrobenzene-d5 | 83% | | %REC | 15-123 | | 02/17/26 | 02/17/26 |
| 2-Fluorobiphenyl | 64% | | %REC | 15-120 | | 02/17/26 | 02/17/26 |
| Terphenyl-d14 | 81% | | %REC | 15-120 | | 02/17/26 | 02/17/26 |

ENTHALPY ANALYTICAL

# Batch QC

**Type:** Lab Control Sample **Lab ID:** QC1341056 **Batch:** 395481
**Matrix:** Water

| QC1341056 Analyte | Result | Spiked | Units | Recovery | Qual | Limits |
|---|---|---|---|---|---|---|
| Method: EPA 625.1<br>Prep Method: EPA 3510C | | | | | | |
| 2-Methylphenol | 37.16 | 75.00 | ug/L | 50% | | 44-120 |
| Pyridine | 32.22 | 75.00 | ug/L | 43% | | 13-120 |
| Phenol | 17.44 | 75.00 | ug/L | 23% | | 10-85 |
| Naphthalene | 39.65 | 75.00 | ug/L | 53% | | 23-133 |
| 3-,4-Methylphenol | 34.52 | 75.00 | ug/L | 46% | | 40-120 |
| **Surrogates** | | | | | | |
| 2-Fluorophenol | 14.06 | 40.00 | ug/L | 35% | * | 36-95 |
| Phenol-d6 | 9.404 | 40.00 | ug/L | 24% | * | 28-82 |
| 2,4,6-Tribromophenol | 32.39 | 40.00 | ug/L | 81% | | 61-140 |
| Nitrobenzene-d5 | 27.14 | 40.00 | ug/L | 68% | | 48-123 |
| 2-Fluorobiphenyl | 20.08 | 40.00 | ug/L | 50% | * | 51-105 |
| Terphenyl-d14 | 37.36 | 40.00 | ug/L | 93% | | 65-117 |
| Method: EPA 8270E<br>Prep Method: EPA 3510C | | | | | | |
| Phenol | 17.44 | 75.00 | ug/L | 23% | | 14-120 |
| 2-Chlorophenol | 39.77 | 75.00 | ug/L | 53% | | 46-120 |
| 1,4-Dichlorobenzene | 35.25 | 75.00 | ug/L | 47% | | 42-120 |
| 3-,4-Methylphenol | 34.52 | 75.00 | ug/L | 46% | | 40-120 |
| N-Nitroso-di-n-propylamine | 44.12 | 75.00 | ug/L | 59% | | 54-121 |
| 2,4-Dimethylphenol | 43.49 | 75.00 | ug/L | 58% | | 48-120 |
| 1,2,4-Trichlorobenzene | 37.20 | 75.00 | ug/L | 50% | | 45-120 |
| 4-Chloro-3-methylphenol | 51.10 | 75.00 | ug/L | 68% | | 60-121 |
| 2,4,5-Trichlorophenol | 59.96 | 75.00 | ug/L | 80% | b | 62-124 |
| Acenaphthene | 42.74 | 75.00 | ug/L | 57% | | 56-120 |
| 4-Nitrophenol | 43.01 | 75.00 | ug/L | 57% | | 17-120 |
| 2,4-Dinitrotoluene | 80.08 | 75.00 | ug/L | 107% | b | 69-127 |
| Pentachlorophenol | 76.69 | 75.00 | ug/L | 102% | | 51-120 |
| Pyrene | 74.18 | 75.00 | ug/L | 99% | | 68-123 |
| Chrysene | 71.37 | 75.00 | ug/L | 95% | | 66-120 |
| Benzo(b)fluoranthene | 68.76 | 75.00 | ug/L | 92% | | 67-120 |
| **Surrogates** | | | | | | |
| 2-Fluorophenol | 14.06 | 40.00 | ug/L | 35% | | 15-120 |
| Phenol-d6 | 9.404 | 40.00 | ug/L | 24% | | 15-120 |
| 2,4,6-Tribromophenol | 32.39 | 40.00 | ug/L | 81% | | 15-140 |
| Nitrobenzene-d5 | 27.14 | 40.00 | ug/L | 68% | | 15-123 |
| 2-Fluorobiphenyl | 20.08 | 40.00 | ug/L | 50% | | 15-120 |
| Terphenyl-d14 | 37.36 | 40.00 | ug/L | 93% | | 15-120 |

ENTHALPY ANALYTICAL

# Batch QC

**Type:** Lab Control Sample Duplicate **Lab ID:** QC1341057 **Batch:** 395481
**Matrix:** Water

| QC1341057 Analyte | Result | Spiked | Units | Recovery | Qual | Limits | RPD | RPD Lim |
|---|---|---|---|---|---|---|---|---|
| Method: EPA 625.1<br>Prep Method: EPA 3510C | | | | | | | | |
| 2-Methylphenol | 39.37 | 75.00 | ug/L | 52% | | 44-120 | 6 | 51 |
| Pyridine | 30.72 | 75.00 | ug/L | 41% | | 13-120 | 5 | 62 |
| Phenol | 18.32 | 75.00 | ug/L | 24% | | 10-85 | 5 | 52 |
| Naphthalene | 40.30 | 75.00 | ug/L | 54% | | 23-133 | 2 | 50 |
| 3-,4-Methylphenol | 36.73 | 75.00 | ug/L | 49% | | 40-120 | 6 | 51 |
| **Surrogates** | | | | | | | | |
| 2-Fluorophenol | 14.05 | 40.00 | ug/L | 35% | * | 36-95 | | |
| Phenol-d6 | 10.15 | 40.00 | ug/L | 25% | * | 28-82 | | |
| 2,4,6-Tribromophenol | 30.43 | 40.00 | ug/L | 76% | | 61-140 | | |
| Nitrobenzene-d5 | 28.79 | 40.00 | ug/L | 72% | | 48-123 | | |
| 2-Fluorobiphenyl | 21.55 | 40.00 | ug/L | 54% | | 51-105 | | |
| Terphenyl-d14 | 33.38 | 40.00 | ug/L | 83% | | 65-117 | | |
| Method: EPA 8270E<br>Prep Method: EPA 3510C | | | | | | | | |
| Phenol | 18.32 | 75.00 | ug/L | 24% | | 14-120 | 5 | 52 |
| 2-Chlorophenol | 41.62 | 75.00 | ug/L | 55% | | 46-120 | 5 | 52 |
| 1,4-Dichlorobenzene | 35.47 | 75.00 | ug/L | 47% | | 42-120 | 1 | 53 |
| 3-,4-Methylphenol | 36.73 | 75.00 | ug/L | 49% | | 40-120 | 6 | 51 |
| N-Nitroso-di-n-propylamine | 49.94 | 75.00 | ug/L | 67% | | 54-121 | 12 | 52 |
| 2,4-Dimethylphenol | 46.65 | 75.00 | ug/L | 62% | | 48-120 | 7 | 52 |
| 1,2,4-Trichlorobenzene | 39.63 | 75.00 | ug/L | 53% | | 45-120 | 6 | 54 |
| 4-Chloro-3-methylphenol | 55.36 | 75.00 | ug/L | 74% | | 60-121 | 8 | 47 |
| 2,4,5-Trichlorophenol | 63.60 | 75.00 | ug/L | 85% | b | 62-124 | 6 | 46 |
| Acenaphthene | 48.58 | 75.00 | ug/L | 65% | | 56-120 | 13 | 46 |
| 4-Nitrophenol | 40.38 | 75.00 | ug/L | 54% | | 17-120 | 6 | 44 |
| 2,4-Dinitrotoluene | 76.59 | 75.00 | ug/L | 102% | b | 69-127 | 4 | 40 |
| Pentachlorophenol | 72.50 | 75.00 | ug/L | 97% | | 51-120 | 6 | 42 |
| Pyrene | 66.28 | 75.00 | ug/L | 88% | | 68-123 | 11 | 39 |
| Chrysene | 66.42 | 75.00 | ug/L | 89% | | 66-120 | 7 | 38 |
| Benzo(b)fluoranthene | 63.90 | 75.00 | ug/L | 85% | | 67-120 | 7 | 39 |
| **Surrogates** | | | | | | | | |
| 2-Fluorophenol | 14.05 | 40.00 | ug/L | 35% | | 15-120 | | |
| Phenol-d6 | 10.15 | 40.00 | ug/L | 25% | | 15-120 | | |
| 2,4,6-Tribromophenol | 30.43 | 40.00 | ug/L | 76% | | 15-140 | | |
| Nitrobenzene-d5 | 28.79 | 40.00 | ug/L | 72% | | 15-123 | | |
| 2-Fluorobiphenyl | 21.55 | 40.00 | ug/L | 54% | | 15-120 | | |
| Terphenyl-d14 | 33.38 | 40.00 | ug/L | 83% | | 15-120 | | |

ENTHALPY ANALYTICAL

# Batch QC

| Type: Blank | Lab ID: QC1341287 | Batch: 395557 |
|---|---|---|
| Matrix: Water | | |

| QC1341287 Analyte | Result | Qual | Units | RL | MDL | Prepared | Analyzed |
|---|---|---|---|---|---|---|---|
| Method: EPA 8081A<br>Prep Method: EPA 3510C | | | | | | | |
| alpha-BHC | ND | | ug/L | 0.05 | 0.01 | 02/17/26 | 02/18/26 |
| beta-BHC | ND | | ug/L | 0.05 | 0.01 | 02/17/26 | 02/18/26 |
| gamma-BHC | ND | | ug/L | 0.05 | 0.009 | 02/17/26 | 02/18/26 |
| delta-BHC | ND | | ug/L | 0.05 | 0.01 | 02/17/26 | 02/18/26 |
| Heptachlor | ND | | ug/L | 0.05 | 0.01 | 02/17/26 | 02/18/26 |
| Aldrin | ND | | ug/L | 0.05 | 0.01 | 02/17/26 | 02/18/26 |
| Heptachlor epoxide | ND | | ug/L | 0.05 | 0.01 | 02/17/26 | 02/18/26 |
| Endosulfan I | ND | | ug/L | 0.05 | 0.01 | 02/17/26 | 02/18/26 |
| Dieldrin | ND | | ug/L | 0.1 | 0.01 | 02/17/26 | 02/18/26 |
| 4,4'-DDE | ND | | ug/L | 0.1 | 0.01 | 02/17/26 | 02/18/26 |
| Endrin | ND | | ug/L | 0.1 | 0.01 | 02/17/26 | 02/18/26 |
| Endosulfan II | ND | | ug/L | 0.1 | 0.02 | 02/17/26 | 02/18/26 |
| Endosulfan sulfate | ND | | ug/L | 0.1 | 0.01 | 02/17/26 | 02/18/26 |
| 4,4'-DDD | ND | | ug/L | 0.1 | 0.01 | 02/17/26 | 02/18/26 |
| Endrin aldehyde | ND | | ug/L | 0.1 | 0.02 | 02/17/26 | 02/18/26 |
| Endrin ketone | ND | | ug/L | 0.1 | 0.02 | 02/17/26 | 02/18/26 |
| 4,4'-DDT | ND | | ug/L | 0.1 | 0.04 | 02/17/26 | 02/18/26 |
| Methoxychlor | ND | | ug/L | 0.1 | 0.03 | 02/17/26 | 02/18/26 |
| Toxaphene | ND | | ug/L | 2.0 | 0.4 | 02/17/26 | 02/18/26 |
| Chlordane (Technical) | ND | | ug/L | 1.0 | 0.2 | 02/17/26 | 02/18/26 |
| **Surrogates** | | | | **Limits** | | | |
| TCMX | 68% | | %REC | 29-120 | | 02/17/26 | 02/18/26 |
| Decachlorobiphenyl | 83% | | %REC | 33-132 | | 02/17/26 | 02/18/26 |
| Method: EPA 8082<br>Prep Method: EPA 3510C | | | | | | | |
| Aroclor-1016 | ND | | ug/L | 0.50 | 0.30 | 02/17/26 | 02/18/26 |
| Aroclor-1221 | ND | | ug/L | 0.50 | 0.47 | 02/17/26 | 02/18/26 |
| Aroclor-1232 | ND | | ug/L | 0.50 | 0.27 | 02/17/26 | 02/18/26 |
| Aroclor-1242 | ND | | ug/L | 0.50 | 0.29 | 02/17/26 | 02/18/26 |
| Aroclor-1248 | ND | | ug/L | 0.50 | 0.24 | 02/17/26 | 02/18/26 |
| Aroclor-1254 | ND | | ug/L | 0.50 | 0.27 | 02/17/26 | 02/18/26 |
| Aroclor-1260 | ND | | ug/L | 0.50 | 0.33 | 02/17/26 | 02/18/26 |
| Aroclor-1262 | ND | | ug/L | 0.50 | 0.29 | 02/17/26 | 02/18/26 |
| Aroclor-1268 | ND | | ug/L | 0.50 | 0.26 | 02/17/26 | 02/18/26 |
| **Surrogates** | | | | **Limits** | | | |
| Decachlorobiphenyl (PCB) | 71% | | %REC | 28-138 | | 02/17/26 | 02/18/26 |

ENTHALPY ANALYTICAL

# Batch QC

| | | | | | |
|---|---|---|---|---|---|
| **Type:** | **Lab Control Sample** | **Lab ID:** | **QC1341288** | **Batch:** | **395557** |
| **Matrix:** | **Water** | **Method:** | **EPA 8081A** | **Prep Method:** | **EPA 3510C** |

| QC1341288 Analyte | Result | Spiked | Units | Recovery | Qual | Limits |
|---|---|---|---|---|---|---|
| alpha-BHC | 0.4565 | 0.5000 | ug/L | 91% | | 66-121 |
| beta-BHC | 0.4739 | 0.5000 | ug/L | 95% | | 73-120 |
| gamma-BHC | 0.4541 | 0.5000 | ug/L | 91% | | 68-125 |
| delta-BHC | 0.4924 | 0.5000 | ug/L | 98% | | 68-131 |
| Heptachlor | 0.4546 | 0.5000 | ug/L | 91% | | 63-120 |
| Aldrin | 0.3598 | 0.5000 | ug/L | 72% | | 56-120 |
| Heptachlor epoxide | 0.4234 | 0.5000 | ug/L | 85% | | 65-120 |
| Endosulfan I | 0.4246 | 0.5000 | ug/L | 85% | # | 68-124 |
| Dieldrin | 0.4264 | 0.5000 | ug/L | 85% | | 66-124 |
| 4,4'-DDE | 0.4317 | 0.5000 | ug/L | 86% | # | 67-131 |
| Endrin | 0.4496 | 0.5000 | ug/L | 90% | | 68-135 |
| Endosulfan II | 0.4690 | 0.5000 | ug/L | 94% | | 71-130 |
| Endosulfan sulfate | 0.4609 | 0.5000 | ug/L | 92% | | 68-128 |
| 4,4'-DDD | 0.4920 | 0.5000 | ug/L | 98% | | 65-130 |
| Endrin aldehyde | 0.4266 | 0.5000 | ug/L | 85% | | 67-124 |
| Endrin ketone | 0.4939 | 0.5000 | ug/L | 99% | | 69-137 |
| 4,4'-DDT | 0.4696 | 0.5000 | ug/L | 94% | | 65-136 |
| Methoxychlor | 0.5005 | 0.5000 | ug/L | 100% | | 69-150 |
| **Surrogates** | | | | | | |
| TCMX | 0.3682 | 0.5000 | ug/L | 74% | | 29-120 |
| Decachlorobiphenyl | 0.4809 | 0.5000 | ug/L | 96% | | 33-132 |

ENTHALPY ANALYTICAL

# Batch QC

| Type: | Lab Control Sample Duplicate | Lab ID: | QC1341289 | Batch: | 395557 |
|---|---|---|---|---|---|
| Matrix: | Water | Method: | EPA 8081A | Prep Method: | EPA 3510C |

| QC1341289 Analyte | Result | Spiked | Units | Recovery | Qual | Limits | RPD | RPD Lim |
|---|---|---|---|---|---|---|---|---|
| alpha-BHC | 0.4595 | 0.5000 | ug/L | 92% | | 66-121 | 1 | 20 |
| beta-BHC | 0.4665 | 0.5000 | ug/L | 93% | | 73-120 | 2 | 20 |
| gamma-BHC | 0.4525 | 0.5000 | ug/L | 90% | | 68-125 | 0 | 20 |
| delta-BHC | 0.4865 | 0.5000 | ug/L | 97% | | 68-131 | 1 | 20 |
| Heptachlor | 0.4399 | 0.5000 | ug/L | 88% | | 63-120 | 3 | 24 |
| Aldrin | 0.3518 | 0.5000 | ug/L | 70% | | 56-120 | 2 | 30 |
| Heptachlor epoxide | 0.4068 | 0.5000 | ug/L | 81% | | 65-120 | 4 | 20 |
| Endosulfan I | 0.4035 | 0.5000 | ug/L | 81% | # | 68-124 | 5 | 20 |
| Dieldrin | 0.4124 | 0.5000 | ug/L | 82% | | 66-124 | 3 | 22 |
| 4,4'-DDE | 0.4084 | 0.5000 | ug/L | 82% | # | 67-131 | 6 | 21 |
| Endrin | 0.4346 | 0.5000 | ug/L | 87% | | 68-135 | 3 | 20 |
| Endosulfan II | 0.4515 | 0.5000 | ug/L | 90% | | 71-130 | 4 | 21 |
| Endosulfan sulfate | 0.4454 | 0.5000 | ug/L | 89% | | 68-128 | 3 | 21 |
| 4,4'-DDD | 0.4639 | 0.5000 | ug/L | 93% | | 65-130 | 6 | 22 |
| Endrin aldehyde | 0.4102 | 0.5000 | ug/L | 82% | | 67-124 | 4 | 20 |
| Endrin ketone | 0.4766 | 0.5000 | ug/L | 95% | | 69-137 | 4 | 21 |
| 4,4'-DDT | 0.4398 | 0.5000 | ug/L | 88% | | 65-136 | 7 | 23 |
| Methoxychlor | 0.4512 | 0.5000 | ug/L | 90% | | 69-150 | 10 | 23 |
| **Surrogates** | | | | | | | | |
| TCMX | 0.3704 | 0.5000 | ug/L | 74% | | 29-120 | | |
| Decachlorobiphenyl | 0.4315 | 0.5000 | ug/L | 86% | | 33-132 | | |

| Type: | Lab Control Sample | Lab ID: | QC1341290 | Batch: | 395557 |
|---|---|---|---|---|---|
| Matrix: | Water | Method: | EPA 8082 | Prep Method: | EPA 3510C |

| QC1341290 Analyte | Result | Spiked | Units | Recovery | Qual | Limits |
|---|---|---|---|---|---|---|
| Aroclor-1016 | 4.680 | 5.000 | ug/L | 94% | | 69-120 |
| Aroclor-1260 | 4.571 | 5.000 | ug/L | 91% | | 72-124 |
| **Surrogates** | | | | | | |
| Decachlorobiphenyl (PCB) | 0.3923 | 0.5000 | ug/L | 78% | | 28-138 |

| Type: | Lab Control Sample Duplicate | Lab ID: | QC1341291 | Batch: | 395557 |
|---|---|---|---|---|---|
| Matrix: | Water | Method: | EPA 8082 | Prep Method: | EPA 3510C |

| QC1341291 Analyte | Result | Spiked | Units | Recovery | Qual | Limits | RPD | RPD Lim |
|---|---|---|---|---|---|---|---|---|
| Aroclor-1016 | 4.801 | 5.000 | ug/L | 96% | | 69-120 | 3 | 22 |
| Aroclor-1260 | 5.016 | 5.000 | ug/L | 100% | | 72-124 | 9 | 25 |
| **Surrogates** | | | | | | | | |
| Decachlorobiphenyl (PCB) | 0.4253 | 0.5000 | ug/L | 85% | | 28-138 | | |

ENTHALPY ANALYTICAL

# Batch QC

| Type: Lab Control Sample | Lab ID: QC1341072 | Batch: 395486 |
|---|---|---|
| Matrix: Water | Method: EPA 8260B | Prep Method: EPA 5030B |

| QC1341072 Analyte | Result | Spiked | Units | Recovery | Qual | Limits |
|---|---|---|---|---|---|---|
| 1,1-Dichloroethene | 48.00 | 50.00 | ug/L | 96% | | 69-128 |
| MTBE | 47.78 | 50.00 | ug/L | 96% | | 66-125 |
| Benzene | 46.84 | 50.00 | ug/L | 94% | | 76-121 |
| Trichloroethene | 46.88 | 50.00 | ug/L | 94% | | 76-124 |
| Toluene | 46.07 | 50.00 | ug/L | 92% | | 76-120 |
| Chlorobenzene | 45.85 | 50.00 | ug/L | 92% | | 78-120 |
| **Surrogates** | | | | | | |
| Dibromofluoromethane | 50.21 | 50.00 | ug/L | 100% | | 70-130 |
| 1,2-Dichloroethane-d4 | 50.99 | 50.00 | ug/L | 102% | | 70-130 |
| Toluene-d8 | 50.12 | 50.00 | ug/L | 100% | | 70-130 |
| Bromofluorobenzene | 58.75 | 50.00 | ug/L | 118% | | 70-130 |

| Type: Lab Control Sample Duplicate | Lab ID: QC1341073 | Batch: 395486 |
|---|---|---|
| Matrix: Water | Method: EPA 8260B | Prep Method: EPA 5030B |

| QC1341073 Analyte | Result | Spiked | Units | Recovery | Qual | Limits | RPD | RPD Lim |
|---|---|---|---|---|---|---|---|---|
| 1,1-Dichloroethene | 51.75 | 50.00 | ug/L | 104% | | 69-128 | 8 | 23 |
| MTBE | 51.13 | 50.00 | ug/L | 102% | | 66-125 | 7 | 22 |
| Benzene | 50.77 | 50.00 | ug/L | 102% | | 76-121 | 8 | 21 |
| Trichloroethene | 49.74 | 50.00 | ug/L | 99% | | 76-124 | 6 | 22 |
| Toluene | 49.22 | 50.00 | ug/L | 98% | | 76-120 | 7 | 21 |
| Chlorobenzene | 49.53 | 50.00 | ug/L | 99% | | 78-120 | 8 | 20 |
| **Surrogates** | | | | | | | | |
| Dibromofluoromethane | 49.94 | 50.00 | ug/L | 100% | | 70-130 | | |
| 1,2-Dichloroethane-d4 | 50.38 | 50.00 | ug/L | 101% | | 70-130 | | |
| Toluene-d8 | 49.46 | 50.00 | ug/L | 99% | | 70-130 | | |
| Bromofluorobenzene | 59.83 | 50.00 | ug/L | 120% | | 70-130 | | |

ENTHALPY ANALYTICAL

# Batch QC

| | | | | | |
|---|---|---|---|---|---|
| **Type:** | **Blank** | **Lab ID:** | **QC1341076** | **Batch:** | **395486** |
| **Matrix:** | **Water** | **Method:** | **EPA 8260B** | **Prep Method:** | **EPA 5030B** |

| QC1341076 Analyte | Result | Qual | Units | RL | MDL | Prepared | Analyzed |
|---|---|---|---|---|---|---|---|
| Carbon Disulfide | ND | | ug/L | 5.0 | 0.1 | 02/17/26 | 02/17/26 |
| Chloroprene | ND | | ug/L | 200 | 2.7 | 02/17/26 | 02/17/26 |
| 3-Chloropropene | ND | | ug/L | 5.0 | 0.2 | 02/17/26 | 02/17/26 |
| Ethyl methacrylate | ND | | ug/L | 50 | 3.9 | 02/17/26 | 02/17/26 |
| Ethanol | ND | | ug/L | 500 | 160 | 02/17/26 | 02/17/26 |
| 2-Hexanone | ND | | ug/L | 5.0 | 1.3 | 02/17/26 | 02/17/26 |
| Isopropanol (IPA) | ND | | ug/L | 200 | 96 | 02/17/26 | 02/17/26 |
| Methyl acrylonitrile | ND | | ug/L | 35 | 4.2 | 02/17/26 | 02/17/26 |
| Vinyl Acetate | ND | | ug/L | 50 | 3.2 | 02/17/26 | 02/17/26 |
| Acrolein | ND | | ug/L | 200 | 2.6 | 02/17/26 | 02/17/26 |
| Acrylonitrile | ND | | ug/L | 10 | 0.7 | 02/17/26 | 02/17/26 |
| Freon 12 | ND | | ug/L | 5.0 | 0.2 | 02/17/26 | 02/17/26 |
| Chloromethane | ND | | ug/L | 5.0 | 0.09 | 02/17/26 | 02/17/26 |
| Vinyl Chloride | ND | | ug/L | 5.0 | 0.1 | 02/17/26 | 02/17/26 |
| Bromomethane | ND | | ug/L | 5.0 | 0.1 | 02/17/26 | 02/17/26 |
| Chloroethane | ND | | ug/L | 5.0 | 0.1 | 02/17/26 | 02/17/26 |
| Trichlorofluoromethane | ND | | ug/L | 5.0 | 0.1 | 02/17/26 | 02/17/26 |
| Iodomethane | ND | | ug/L | 5.0 | | 02/17/26 | 02/17/26 |
| Acetone | ND | | ug/L | 100 | 14 | 02/17/26 | 02/17/26 |
| Freon 113 | ND | | ug/L | 5.0 | 0.1 | 02/17/26 | 02/17/26 |
| 1,1-Dichloroethene | ND | | ug/L | 5.0 | 0.1 | 02/17/26 | 02/17/26 |
| Methylene Chloride | ND | | ug/L | 10 | 0.2 | 02/17/26 | 02/17/26 |
| MTBE | ND | | ug/L | 5.0 | 0.1 | 02/17/26 | 02/17/26 |
| trans-1,2-Dichloroethene | ND | | ug/L | 5.0 | 0.1 | 02/17/26 | 02/17/26 |
| 1,1-Dichloroethane | ND | | ug/L | 5.0 | 0.09 | 02/17/26 | 02/17/26 |
| 2-Butanone | ND | | ug/L | 10 | 1.3 | 02/17/26 | 02/17/26 |
| cis-1,2-Dichloroethene | ND | | ug/L | 5.0 | 0.1 | 02/17/26 | 02/17/26 |
| 2,2-Dichloropropane | ND | | ug/L | 5.0 | 0.2 | 02/17/26 | 02/17/26 |
| Chloroform | ND | | ug/L | 5.0 | 0.08 | 02/17/26 | 02/17/26 |
| Bromochloromethane | ND | | ug/L | 5.0 | 0.1 | 02/17/26 | 02/17/26 |
| 1,1,1-Trichloroethane | ND | | ug/L | 5.0 | 0.1 | 02/17/26 | 02/17/26 |
| 1,1-Dichloropropene | ND | | ug/L | 5.0 | 0.1 | 02/17/26 | 02/17/26 |
| Carbon Tetrachloride | ND | | ug/L | 5.0 | 0.1 | 02/17/26 | 02/17/26 |
| 1,2-Dichloroethane | ND | | ug/L | 5.0 | 0.2 | 02/17/26 | 02/17/26 |
| Benzene | ND | | ug/L | 1.0 | 0.1 | 02/17/26 | 02/17/26 |
| Trichloroethene | ND | | ug/L | 5.0 | 0.1 | 02/17/26 | 02/17/26 |
| 1,2-Dichloropropane | ND | | ug/L | 5.0 | 0.09 | 02/17/26 | 02/17/26 |
| Bromodichloromethane | ND | | ug/L | 5.0 | 0.07 | 02/17/26 | 02/17/26 |
| Dibromomethane | ND | | ug/L | 5.0 | 0.1 | 02/17/26 | 02/17/26 |
| 4-Methyl-2-Pentanone | ND | | ug/L | 5.0 | 1.0 | 02/17/26 | 02/17/26 |
| cis-1,3-Dichloropropene | ND | | ug/L | 5.0 | 0.1 | 02/17/26 | 02/17/26 |
| Toluene | ND | | ug/L | 5.0 | 0.1 | 02/17/26 | 02/17/26 |
| trans-1,3-Dichloropropene | ND | | ug/L | 5.0 | 0.09 | 02/17/26 | 02/17/26 |
| 1,1,2-Trichloroethane | ND | | ug/L | 5.0 | 0.1 | 02/17/26 | 02/17/26 |
| 1,3-Dichloropropane | ND | | ug/L | 5.0 | 0.07 | 02/17/26 | 02/17/26 |
| Tetrachloroethene | ND | | ug/L | 5.0 | 0.2 | 02/17/26 | 02/17/26 |
| Dibromochloromethane | ND | | ug/L | 5.0 | 0.1 | 02/17/26 | 02/17/26 |

ENTHALPY ANALYTICAL

## Batch QC

| QC1341076 Analyte | Result | Qual | Units | RL | MDL | Prepared | Analyzed |
|---|---|---|---|---|---|---|---|
| 1,2-Dibromoethane | ND | | ug/L | 5.0 | 0.1 | 02/17/26 | 02/17/26 |
| Chlorobenzene | ND | | ug/L | 5.0 | 0.1 | 02/17/26 | 02/17/26 |
| 1,1,1,2-Tetrachloroethane | ND | | ug/L | 5.0 | 0.07 | 02/17/26 | 02/17/26 |
| Ethylbenzene | ND | | ug/L | 5.0 | 0.1 | 02/17/26 | 02/17/26 |
| m,p-Xylenes | ND | | ug/L | 5.0 | 0.2 | 02/17/26 | 02/17/26 |
| o-Xylene | ND | | ug/L | 5.0 | 0.1 | 02/17/26 | 02/17/26 |
| Styrene | ND | | ug/L | 5.0 | 0.1 | 02/17/26 | 02/17/26 |
| Bromoform | ND | | ug/L | 5.0 | 0.06 | 02/17/26 | 02/17/26 |
| Isopropylbenzene | ND | | ug/L | 5.0 | 0.1 | 02/17/26 | 02/17/26 |
| 1,1,2,2-Tetrachloroethane | ND | | ug/L | 5.0 | 0.1 | 02/17/26 | 02/17/26 |
| 1,2,3-Trichloropropane | ND | | ug/L | 5.0 | 0.3 | 02/17/26 | 02/17/26 |
| Propylbenzene | ND | | ug/L | 5.0 | 0.1 | 02/17/26 | 02/17/26 |
| Bromobenzene | ND | | ug/L | 5.0 | 0.1 | 02/17/26 | 02/17/26 |
| 1,3,5-Trimethylbenzene | ND | | ug/L | 5.0 | 0.1 | 02/17/26 | 02/17/26 |
| 2-Chlorotoluene | ND | | ug/L | 5.0 | 0.1 | 02/17/26 | 02/17/26 |
| 4-Chlorotoluene | ND | | ug/L | 5.0 | 0.2 | 02/17/26 | 02/17/26 |
| tert-Butylbenzene | ND | | ug/L | 5.0 | 0.1 | 02/17/26 | 02/17/26 |
| 1,2,4-Trimethylbenzene | ND | | ug/L | 5.0 | 0.1 | 02/17/26 | 02/17/26 |
| sec-Butylbenzene | ND | | ug/L | 5.0 | 0.2 | 02/17/26 | 02/17/26 |
| para-Isopropyl Toluene | ND | | ug/L | 5.0 | 0.2 | 02/17/26 | 02/17/26 |
| 1,3-Dichlorobenzene | ND | | ug/L | 5.0 | 0.1 | 02/17/26 | 02/17/26 |
| 1,4-Dichlorobenzene | ND | | ug/L | 5.0 | 0.2 | 02/17/26 | 02/17/26 |
| n-Butylbenzene | ND | | ug/L | 5.0 | 0.1 | 02/17/26 | 02/17/26 |
| 1,2-Dichlorobenzene | ND | | ug/L | 5.0 | 0.1 | 02/17/26 | 02/17/26 |
| 1,2-Dibromo-3-Chloropropane | ND | | ug/L | 5.0 | 0.6 | 02/17/26 | 02/17/26 |
| 1,2,4-Trichlorobenzene | ND | | ug/L | 5.0 | 0.3 | 02/17/26 | 02/17/26 |
| Hexachlorobutadiene | ND | | ug/L | 5.0 | 0.3 | 02/17/26 | 02/17/26 |
| 1,2,3-Trichlorobenzene | ND | | ug/L | 5.0 | 0.3 | 02/17/26 | 02/17/26 |
| cis-1,4-Dichloro-2-butene | ND | | ug/L | 5.0 | 0.3 | 02/17/26 | 02/17/26 |
| trans-1,4-Dichloro-2-butene | ND | | ug/L | 5.0 | 0.3 | 02/17/26 | 02/17/26 |
| Xylene (total) | ND | | ug/L | 5.0 | | 02/17/26 | 02/17/26 |
| **Surrogates** | | | | **Limits** | | | |
| Dibromofluoromethane | 99% | | %REC | 70-130 | | 02/17/26 | 02/17/26 |
| 1,2-Dichloroethane-d4 | 103% | | %REC | 70-130 | | 02/17/26 | 02/17/26 |
| Toluene-d8 | 99% | | %REC | 70-130 | | 02/17/26 | 02/17/26 |
| Bromofluorobenzene | 106% | | %REC | 70-130 | | 02/17/26 | 02/17/26 |

ENTHALPY ANALYTICAL

# Batch QC

| Type: | Matrix Spike | Lab ID: | QC1341144 | Batch: | 395486 |
|---|---|---|---|---|---|
| Matrix (Source ID): | Water (552888-002) | Method: | EPA 8260B | Prep Method: | EPA 5030B |

| QC1341144 Analyte | Result | Source Sample Result | Spiked | Units | Recovery | Qual | Limits | DF |
|---|---|---|---|---|---|---|---|---|
| 1,1-Dichloroethene | 19.62 | ND | 20.00 | ug/L | 98% | | 62-131 | 1 |
| MTBE | 20.46 | ND | 20.00 | ug/L | 102% | | 61-124 | 1 |
| Benzene | 19.36 | ND | 20.00 | ug/L | 97% | | 70-123 | 1 |
| Trichloroethene | 19.65 | ND | 20.00 | ug/L | 98% | | 65-131 | 1 |
| Toluene | 19.06 | ND | 20.00 | ug/L | 95% | | 69-120 | 1 |
| Chlorobenzene | 19.61 | ND | 20.00 | ug/L | 98% | | 72-121 | 1 |
| **Surrogates** | | | | | | | | |
| Dibromofluoromethane | 50.40 | | 50.00 | ug/L | 101% | | 70-130 | 1 |
| 1,2-Dichloroethane-d4 | 53.54 | | 50.00 | ug/L | 107% | | 70-130 | 1 |
| Toluene-d8 | 49.63 | | 50.00 | ug/L | 99% | | 70-130 | 1 |
| Bromofluorobenzene | 54.23 | | 50.00 | ug/L | 108% | | 70-130 | 1 |

| Type: | Matrix Spike Duplicate | Lab ID: | QC1341145 | Batch: | 395486 |
|---|---|---|---|---|---|
| Matrix (Source ID): | Water (552888-002) | Method: | EPA 8260B | Prep Method: | EPA 5030B |

| QC1341145 Analyte | Result | Source Sample Result | Spiked | Units | Recovery | Qual | Limits | RPD | RPD Lim | DF |
|---|---|---|---|---|---|---|---|---|---|---|
| 1,1-Dichloroethene | 18.95 | ND | 20.00 | ug/L | 95% | | 62-131 | 3 | 31 | 1 |
| MTBE | 19.83 | ND | 20.00 | ug/L | 99% | | 61-124 | 3 | 30 | 1 |
| Benzene | 19.05 | ND | 20.00 | ug/L | 95% | | 70-123 | 2 | 31 | 1 |
| Trichloroethene | 19.16 | ND | 20.00 | ug/L | 96% | | 65-131 | 3 | 31 | 1 |
| Toluene | 18.95 | ND | 20.00 | ug/L | 95% | | 69-120 | 1 | 29 | 1 |
| Chlorobenzene | 19.36 | ND | 20.00 | ug/L | 97% | | 72-121 | 1 | 29 | 1 |
| **Surrogates** | | | | | | | | | | |
| Dibromofluoromethane | 50.12 | | 50.00 | ug/L | 100% | | 70-130 | | | 1 |
| 1,2-Dichloroethane-d4 | 53.31 | | 50.00 | ug/L | 107% | | 70-130 | | | 1 |
| Toluene-d8 | 49.92 | | 50.00 | ug/L | 100% | | 70-130 | | | 1 |
| Bromofluorobenzene | 53.80 | | 50.00 | ug/L | 108% | | 70-130 | | | 1 |

| Type: | Blank | Lab ID: | QC1340973 | Batch: | 395455 |
|---|---|---|---|---|---|
| Matrix: | Water | Method: | EPA 8270C-SIM | Prep Method: | EPA 3535 |

| QC1340973 Analyte | Result | Qual | Units | RL | MDL | Prepared | Analyzed |
|---|---|---|---|---|---|---|---|
| 1,4-Dioxane | ND | | ug/L | 1.0 | 0.84 | 02/16/26 | 02/17/26 |
| **Surrogates** | | | | **Limits** | | | |
| 1,4-Dioxane-d8 (SUR) | 98% | | %REC | 80-120 | | 02/16/26 | 02/17/26 |

ENTHALPY ANALYTICAL

# Batch QC

| Type: | Lab Control Sample | Lab ID: | QC1340974 | Batch: | 395455 |
|---|---|---|---|---|---|
| Matrix: | Water | Method: | EPA 8270C-SIM | Prep Method: | EPA 3535 |

| QC1340974 Analyte | Result | Spiked | Units | Recovery | Qual | Limits |
|---|---|---|---|---|---|---|
| 1,4-Dioxane | 9.846 | 10.00 | ug/L | 98% | | 79-120 |
| **Surrogates** | | | | | | |
| 1,4-Dioxane-d8 (SUR) | 9.879 | 10.00 | ug/L | 99% | | 80-120 |

| Type: | Lab Control Sample Duplicate | Lab ID: | QC1340975 | Batch: | 395455 |
|---|---|---|---|---|---|
| Matrix: | Water | Method: | EPA 8270C-SIM | Prep Method: | EPA 3535 |

| QC1340975 Analyte | Result | Spiked | Units | Recovery | Qual | Limits | RPD | RPD Lim |
|---|---|---|---|---|---|---|---|---|
| 1,4-Dioxane | 10.64 | 10.00 | ug/L | 106% | | 79-120 | 8 | 20 |
| **Surrogates** | | | | | | | | |
| 1,4-Dioxane-d8 (SUR) | 10.41 | 10.00 | ug/L | 104% | | 80-120 | | |

| Type: | Blank | Lab ID: | QC1341224 | Batch: | 395536 |
|---|---|---|---|---|---|
| Matrix: | Water | Method: | SM 4500-CN-E | Prep Method: | METHOD |

| QC1341224 Analyte | Result | Qual | Units | RL | MDL | Prepared | Analyzed |
|---|---|---|---|---|---|---|---|
| Cyanide | ND | | mg/L | 0.0050 | 0.0017 | 02/17/26 | 02/18/26 |

| Type: | Lab Control Sample | Lab ID: | QC1341225 | Batch: | 395536 |
|---|---|---|---|---|---|
| Matrix: | Water | Method: | SM 4500-CN-E | Prep Method: | METHOD |

| QC1341225 Analyte | Result | Spiked | Units | Recovery | Qual | Limits |
|---|---|---|---|---|---|---|
| Cyanide | 0.1037 | 0.1000 | mg/L | 104% | | 85-115 |

| Type: | Matrix Spike | Lab ID: | QC1341238 | Batch: | 395536 |
|---|---|---|---|---|---|
| Matrix (Source ID): | Water (552937-001) | Method: | SM 4500-CN-E | Prep Method: | METHOD |

| QC1341238 Analyte | Result | Source Sample Result | Spiked | Units | Recovery | Qual | Limits | DF |
|---|---|---|---|---|---|---|---|---|
| Cyanide | 0.1029 | ND | 0.1000 | mg/L | 103% | | 80-120 | 0.5 |

| Type: | Matrix Spike Duplicate | Lab ID: | QC1341239 | Batch: | 395536 |
|---|---|---|---|---|---|
| Matrix (Source ID): | Water (552937-001) | Method: | SM 4500-CN-E | Prep Method: | METHOD |

| QC1341239 Analyte | Result | Source Sample Result | Spiked | Units | Recovery | Qual | Limits | RPD | RPD Lim | DF |
|---|---|---|---|---|---|---|---|---|---|---|
| Cyanide | 0.1012 | ND | 0.1000 | mg/L | 101% | | 80-120 | 2 | 20 | 0.5 |

ENTHALPY ANALYTICAL

# Batch QC

| Type: | Matrix Spike | Lab ID: | QC1341240 | Batch: | 395536 |
|---|---|---|---|---|---|
| Matrix (Source ID): | Water (552943-001) | Method: | SM 4500-CN-E | Prep Method: | METHOD |

| QC1341240 Analyte | Result | Source Sample Result | Spiked | Units | Recovery | Qual | Limits | DF |
|---|---|---|---|---|---|---|---|---|
| Cyanide | 0.1025 | ND | 0.1000 | mg/L | 102% | | 80-120 | 0.5 |

| Type: | Matrix Spike Duplicate | Lab ID: | QC1341241 | Batch: | 395536 |
|---|---|---|---|---|---|
| Matrix (Source ID): | Water (552943-001) | Method: | SM 4500-CN-E | Prep Method: | METHOD |

| QC1341241 Analyte | Result | Source Sample Result | Spiked | Units | Recovery | Qual | Limits | RPD | RPD Lim | DF |
|---|---|---|---|---|---|---|---|---|---|---|
| Cyanide | 0.08667 | ND | 0.1000 | mg/L | 87% | | 80-120 | 17 | 20 | 0.5 |

| Type: | Blank | Lab ID: | QC1341189 | Batch: | 395526 |
|---|---|---|---|---|---|
| Matrix: | Water | Method: | SM 4500-S2-D | Prep Method: | METHOD |

| QC1341189 Analyte | Result | Qual | Units | RL | MDL | Prepared | Analyzed |
|---|---|---|---|---|---|---|---|
| Sulfide | ND | | mg/L | 0.10 | | 02/17/26 | 02/17/26 |

| Type: | Lab Control Sample | Lab ID: | QC1341190 | Batch: | 395526 |
|---|---|---|---|---|---|
| Matrix: | Water | Method: | SM 4500-S2-D | Prep Method: | METHOD |

| QC1341190 Analyte | Result | Spiked | Units | Recovery | Qual | Limits |
|---|---|---|---|---|---|---|
| Sulfide | 0.9000 | 1.000 | mg/L | 90% | | 90-110 |

| Type: | Matrix Spike | Lab ID: | QC1341218 | Batch: | 395526 |
|---|---|---|---|---|---|
| Matrix (Source ID): | Water (553203-001) | Method: | SM 4500-S2-D | Prep Method: | METHOD |

| QC1341218 Analyte | Result | Source Sample Result | Spiked | Units | Recovery | Qual | Limits | DF |
|---|---|---|---|---|---|---|---|---|
| Sulfide | 0.8000 | ND | 1.000 | mg/L | 80% | | 80-120 | 1 |

| Type: | Matrix Spike Duplicate | Lab ID: | QC1341219 | Batch: | 395526 |
|---|---|---|---|---|---|
| Matrix (Source ID): | Water (553203-001) | Method: | SM 4500-S2-D | Prep Method: | METHOD |

| QC1341219 Analyte | Result | Source Sample Result | Spiked | Units | Recovery | Qual | Limits | RPD | RPD Lim | DF |
|---|---|---|---|---|---|---|---|---|---|---|
| Sulfide | 0.8000 | ND | 1.000 | mg/L | 80% | | 80-120 | 0 | 20 | 1 |

| Type: | Blank | Lab ID: | QC1341194 | Batch: | 395528 |
|---|---|---|---|---|---|
| Matrix: | Water | Method: | SM 5310B | Prep Method: | SM 5310B |

| QC1341194 Analyte | Result | Qual | Units | RL | MDL | Prepared | Analyzed |
|---|---|---|---|---|---|---|---|
| Total Organic Carbon | ND | | mg/L | 1.0 | 0.49 | 02/17/26 | 02/17/26 |

ENTHALPY ANALYTICAL

# Batch QC

| Type: Lab Control Sample | Lab ID: QC1341195 | Batch: 395528 |
|---|---|---|
| Matrix: Water | Method: SM 5310B | Prep Method: SM 5310B |

| QC1341195 Analyte | Result | Spiked | Units | Recovery | Qual | Limits |
|---|---|---|---|---|---|---|
| Total Organic Carbon | 22.92 | 25.00 | mg/L | 92% | | 85-115 |

| Type: Matrix Spike | Lab ID: QC1341196 | Batch: 395528 |
|---|---|---|
| Matrix (Source ID): Water (553203-001) | Method: SM 5310B | Prep Method: SM 5310B |

| QC1341196 Analyte | Result | Source Sample Result | Spiked | Units | Recovery | Qual | Limits | DF |
|---|---|---|---|---|---|---|---|---|
| Total Organic Carbon | 224.1 | 197.3 | 25.00 | mg/L | 107% | NM | 75-125 | 3 |

| Type: Matrix Spike Duplicate | Lab ID: QC1341197 | Batch: 395528 |
|---|---|---|
| Matrix (Source ID): Water (553203-001) | Method: SM 5310B | Prep Method: SM 5310B |

| QC1341197 Analyte | Result | Source Sample Result | Spiked | Units | Recovery | Qual | Limits | RPD | RPD Lim | DF |
|---|---|---|---|---|---|---|---|---|---|---|
| Total Organic Carbon | 201.1 | 197.3 | 25.00 | mg/L | 15% | NM | 75-125 | 11 | 25 | 3 |

| Type: Sample Duplicate | Lab ID: QC1341211 | Batch: 395530 |
|---|---|---|
| Matrix (Source ID): Water (553203-001) | Method: SM2130B | |

| QC1341211 Analyte | Result | Source Sample Result | Units | Qual | RPD | RPD Lim | DF |
|---|---|---|---|---|---|---|---|
| Turbidity | 1,457 | 1459 | NTU | | 0 | 20 | 1 |

| Type: Blank | Lab ID: QC1341579 | Batch: 395653 |
|---|---|---|
| Matrix: Water | Method: SM2320B | Prep Method: METHOD |

| QC1341579 Analyte | Result | Qual | Units | RL | MDL | Prepared | Analyzed |
|---|---|---|---|---|---|---|---|
| Bicarbonate | ND | | mg/L | 2.4 | | 02/18/26 | 02/18/26 |
| Alkalinity, Total as CaCO3 | ND | | mg/L | 2.0 | | 02/18/26 | 02/18/26 |

| Type: Lab Control Sample | Lab ID: QC1341580 | Batch: 395653 |
|---|---|---|
| Matrix: Water | Method: SM2320B | Prep Method: METHOD |

| QC1341580 Analyte | Result | Spiked | Units | Recovery | Qual | Limits |
|---|---|---|---|---|---|---|
| Alkalinity, Total as CaCO3 | 108.2 | 100.0 | mg/L | 108% | | 90-110 |

ENTHALPY ANALYTICAL

# Batch QC

| Type: | Sample Duplicate | Lab ID: | QC1341581 | Batch: | 395653 |
|---|---|---|---|---|---|
| Matrix (Source ID): | Water (553203-001) | Method: | SM2320B | Prep Method: | METHOD |

| QC1341581 Analyte | Result | Source Sample Result | Units | Qual | RPD | RPD Lim | DF |
|---|---|---|---|---|---|---|---|
| Bicarbonate | 103.9 | 102.3 | mg/L | | 2 | 20 | 1.3 |
| Alkalinity, Total as CaCO3 | 85.20 | 83.85 | mg/L | | 2 | 20 | 1.3 |

| Type: | Sample Duplicate | Lab ID: | QC1341011 | Batch: | 395466 |
|---|---|---|---|---|---|
| Matrix (Source ID): | Water (553207-001) | Method: | SM2510B | Prep Method: | METHOD |

| QC1341011 Analyte | Result | Source Sample Result | Units | Qual | RPD | RPD Lim | DF |
|---|---|---|---|---|---|---|---|
| Specific Conductance | 253.4 | 266.1 | umhos/cm | | 5 | 20 | 1 |

| Type: | Blank | Lab ID: | QC1341008 | Batch: | 395465 |
|---|---|---|---|---|---|
| Matrix: | Water | Method: | SM2540C | Prep Method: | METHOD |

| QC1341008 Analyte | Result | Qual | Units | RL | MDL | Prepared | Analyzed |
|---|---|---|---|---|---|---|---|
| Total Dissolved Solids | ND | | mg/L | 10 | | 02/16/26 | 02/18/26 |

| Type: | Lab Control Sample | Lab ID: | QC1341009 | Batch: | 395465 |
|---|---|---|---|---|---|
| Matrix: | Water | Method: | SM2540C | Prep Method: | METHOD |

| QC1341009 Analyte | Result | Spiked | Units | Recovery | Qual | Limits |
|---|---|---|---|---|---|---|
| Total Dissolved Solids | 1,018 | 1000 | mg/L | 102% | | 90-110 |

| Type: | Sample Duplicate | Lab ID: | QC1341010 | Batch: | 395465 |
|---|---|---|---|---|---|
| Matrix (Source ID): | Water (553207-001) | Method: | SM2540C | Prep Method: | METHOD |

| QC1341010 Analyte | Result | Source Sample Result | Units | Qual | RPD | RPD Lim | DF |
|---|---|---|---|---|---|---|---|
| Total Dissolved Solids | 242.0 | 256.0 | mg/L | | 6* | 5 | 2 |

| Type: | Blank | Lab ID: | QC1341133 | Batch: | 395502 |
|---|---|---|---|---|---|
| Matrix: | Water | Method: | SM2540D | Prep Method: | METHOD |

| QC1341133 Analyte | Result | Qual | Units | RL | MDL | Prepared | Analyzed |
|---|---|---|---|---|---|---|---|
| Total Suspended Solids | ND | | mg/L | 0.5 | | 02/17/26 | 02/17/26 |

| Type: | Lab Control Sample | Lab ID: | QC1341134 | Batch: | 395502 |
|---|---|---|---|---|---|
| Matrix: | Water | Method: | SM2540D | Prep Method: | METHOD |

| QC1341134 Analyte | Result | Spiked | Units | Recovery | Qual | Limits |
|---|---|---|---|---|---|---|
| Total Suspended Solids | 98.50 | 100.0 | mg/L | 99% | | 90-110 |

ENTHALPY ANALYTICAL

# Batch QC

| Type: | Lab Control Sample Duplicate | Lab ID: | QC1341135 | Batch: | 395502 |
|---|---|---|---|---|---|
| Matrix: | Water | Method: | SM2540D | Prep Method: | METHOD |

| QC1341135 Analyte | Result | Spiked | Units | Recovery | Qual | Limits | RPD | RPD Lim |
|---|---|---|---|---|---|---|---|---|
| Total Suspended Solids | 98.75 | 100.0 | mg/L | 99% | | 90-110 | 0 | 5 |

| Type: | Sample Duplicate | Lab ID: | QC1341136 | Batch: | 395502 |
|---|---|---|---|---|---|
| Matrix (Source ID): | Water (553203-001) | Method: | SM2540D | Prep Method: | METHOD |

| QC1341136 Analyte | Result | Source Sample Result | Units | Qual | RPD | RPD Lim | DF |
|---|---|---|---|---|---|---|---|
| Total Suspended Solids | 7,940 | 7840 | mg/L | | 1 | 5 | 1 |

| Type: | Blank | Lab ID: | QC1340976 | Batch: | 395456 |
|---|---|---|---|---|---|
| Matrix: | Water | Method: | SM5210B | Prep Method: | METHOD |

| QC1340976 Analyte | Result | Qual | Units | RL | MDL | Prepared | Analyzed |
|---|---|---|---|---|---|---|---|
| Biochemical Oxygen Demand | ND | | mg/L | 3.0 | | 02/16/26 14:46 | 02/21/26 15:25 |

| Type: | Lab Control Sample | Lab ID: | QC1340977 | Batch: | 395456 |
|---|---|---|---|---|---|
| Matrix: | Water | Method: | SM5210B | Prep Method: | METHOD |

| QC1340977 Analyte | Result | Spiked | Units | Recovery | Qual | Limits |
|---|---|---|---|---|---|---|
| Biochemical Oxygen Demand | 193.8 | 198.0 | mg/L | 98% | | 84.6-115.4 |

| Type: | Sample Duplicate | Lab ID: | QC1340978 | Batch: | 395456 |
|---|---|---|---|---|---|
| Matrix (Source ID): | Water (553203-001) | Method: | SM5210B | Prep Method: | METHOD |

| QC1340978 Analyte | Result | Source Sample Result | Units | Qual | RPD | RPD Lim | DF |
|---|---|---|---|---|---|---|---|
| Biochemical Oxygen Demand | 3.720 | 3.810 | mg/L | BOD5 | 2 | 30 | 1 |

| Type: | Blank | Lab ID: | QC1341164 | Batch: | 395517 |
|---|---|---|---|---|---|
| Matrix: | Water | Method: | SM5220D | Prep Method: | SM 5220D |

| QC1341164 Analyte | Result | Qual | Units | RL | MDL | Prepared | Analyzed |
|---|---|---|---|---|---|---|---|
| Chemical Oxygen Demand | ND | | mg/L | 4.0 | 2.0 | 02/17/26 | 02/17/26 |

| Type: | Lab Control Sample | Lab ID: | QC1341165 | Batch: | 395517 |
|---|---|---|---|---|---|
| Matrix: | Water | Method: | SM5220D | Prep Method: | SM 5220D |

| QC1341165 Analyte | Result | Spiked | Units | Recovery | Qual | Limits |
|---|---|---|---|---|---|---|
| Chemical Oxygen Demand | 90.00 | 100.0 | mg/L | 90% | | 90-110 |

# Batch QC

| | | | | | |
|---|---|---|---|---|---|
| **Type:** | **Matrix Spike** | **Lab ID:** | **QC1341172** | **Batch:** | **395517** |
| **Matrix (Source ID):** | **Water (552473-001)** | **Method:** | **SM5220D** | **Prep Method:** | **SM 5220D** |

| QC1341172 Analyte | Result | Source Sample Result | Spiked | Units | Recovery | Qual | Limits | DF |
|---|---|---|---|---|---|---|---|---|
| Chemical Oxygen Demand | 92.00 | 9.000 | 100.0 | mg/L | 83% | | 75-125 | 2 |

| | | | | | |
|---|---|---|---|---|---|
| **Type:** | **Matrix Spike Duplicate** | **Lab ID:** | **QC1341173** | **Batch:** | **395517** |
| **Matrix (Source ID):** | **Water (552473-001)** | **Method:** | **SM5220D** | **Prep Method:** | **SM 5220D** |

| QC1341173 Analyte | Result | Source Sample Result | Spiked | Units | Recovery | Qual | Limits | RPD | RPD Lim | DF |
|---|---|---|---|---|---|---|---|---|---|---|
| Chemical Oxygen Demand | 94.00 | 9.000 | 100.0 | mg/L | 85% | | 75-125 | 2 | 20 | 2 |

| | |
|---|---|
| # | CCV drift outside limits; average CCV drift within limits per method requirements |
| * | Value is outside QC limits |
| BOD5 | Estimated result, under-depleted, highest volume replicate reported |
| E | Response exceeds instrument's linear range |
| J | Estimated value |
| ND | Not Detected |
| NM | Not Meaningful |
| b | See narrative |

**Laboratory Job Number 553209**

**Subcontracted Products**

**Pace Laboratories**

Date of Report: 02/24/2026

David Tripp

Enthalpy Analytical - Orange
931 West Barkley Avenue
Orange, CA 92868

| | |
|---|---|
| Client Project: | EO-553209 |
| Pace Project: | Chiquita Canyon Landfill Stormwater |
| Pace Work Order: | 2602488 |
| Invoice ID: | B531847 |

Enclosed are the results of analyses for samples received by the laboratory on 2/18/2026. If you have any questions concerning this report, please feel free to contact me.

Sincerely,

Contact Person: Ragen Williams
Client Service Rep

Steven Bennett
Operations Manager

Certifications: CA ELAP #1186; NV #CA00014; OR ELAP #4032-001; AK UST101

*The results in this report apply to the samples analyzed in accordance with the chain of custody document. This analytical report must be reproduced in its entirety.*
All results listed in this report are for the exclusive use of the submitting party. Pace Analytical assumes no responsibility for report alteration, separation, detachment or third party interpretation.

# Table of Contents


**Sample Information**

Chain of Custody and Cooler Receipt form ..... 3
Laboratory / Client Sample Cross Reference ..... 5

**Sample Results**

**2602488-01 - EAST BASIN - INLET**

Organo-Phosphorus Pesticide Analysis (EPA Method 8141A) ..... 6

**Quality Control Reports**

**Organo-Phosphorus Pesticide Analysis (EPA Method 8141A)**

Method Blank Analysis ..... 7
Laboratory Control Sample ..... 8

**Notes**

Notes and Definitions ..... 9



*The results in this report apply to the samples analyzed in accordance with the chain of custody document. This analytical report must be reproduced in its entirety.*
All results listed in this report are for the exclusive use of the submitting party. Pace Analytical assumes no responsibility for report alteration, separation, detachment or third party interpretation.

**Chain of Custody and Cooler Receipt Form for 2602488 Page 1 of 2**

ENTHALPY ANALYTICAL

931 West Barkley Ave
Orange, CA 92868
(714) 771-6900

**2602488**

Subcontract Laboratory:
Pace Laboratories
4100 Atlas Court
Bakersfield, CA 93308
ATTN: Ragen Schallock
PO #: Required, to be sent via email

RUSH!

Enthalpy Order: EO-553209
PM: David Tripp
Email: david.tripp@enthalpy.com
CC: incomingreports@enthalpy.com
Phone: 657-581-4710

Results Due: RUSH TAT 2602488
Report Level: II
Report To: MDL
EDDs: ELM_TransferOut (Standard Excel Transfer EDD, 3 tabs)

Notes:
CHIQUITA Stormwater; Pace please advise regarding RUSH TAT

| Sample ID | Collected | Lab ID | # Cont. | Matrix | Analysis Requested | Comment |
|---|---|---|---|---|---|---|
| EAST BASIN - INLET | 16-FEB-2026 11:36 | 553209-001 | 1 | Water | Organophosphorus Pesticides | |

| Notes: | Relinquished By: | Received By: |
|---|---|---|
| | [signature] | FSpet Olivieros |
| | Date: 2-17-26 16:56 | Date: 2/18/26 1004 |
| | | |
| | Date: | Date: |
| | | |
| | Date: | Date: |

**Chain of Custody and Cooler Receipt Form for 2602488 Page 2 of 2**

PACE ANALYTICAL — COOLER RECEIPT FORM — Page 1 Of 1

Submission #: 2602488

**SHIPPING INFORMATION**
Fed Ex ☐ UPS ☐ GSO / GLS ☑ Hand Delivery ☐
Pace Lab Field Service ☐ Other ☐ (Specify)_____

**SHIPPING CONTAINER**
Ice Chest ☑ None ☐ Box ☐
Other ☐ (Specify)_____

**FREE LIQUID**
YES ☐ NO ☐
W / S

Refrigerant: Ice ☑ Blue Ice ☐ None ☐ Other ☐ Comments:

Custody Seals: Ice Chest ☐ Intact? Yes ☐ No ☐ | Containers ☐ Intact? Yes ☐ No ☐ | None ☑ Comments:

All samples received? Yes ☒ No ☐ All samples containers intact? Yes ☒ No ☐ Description(s) match COC? Yes ☒ No ☐

COC Received ☑ YES ☐ NO

Emissivity: 0.97 Container: NA Thermometer ID: 366

Temperature: (A) 3.5 °C / (C) 3.6 °C

Date/Time 2/18/26

Analyst Init TOZ 1004

| SAMPLE CONTAINERS | SAMPLE NUMBERS 1 | 2 | 3 | 4 | 5 | 6 | 7 | 8 | 9 | 10 |
|---|---|---|---|---|---|---|---|---|---|---|
| QT PE UNPRES | | | | | | | | | | |
| 4oz / 8oz / 16oz PE UNPRES | | | | | | | | | | |
| 2oz $Cr^{+6}$ | | | | | | | | | | |
| QT INORGANIC CHEMICAL METALS | | | | | | | | | | |
| INORGANIC CHEMICAL METALS 4oz / 8oz / 16oz | | | | | | | | | | |
| PT CYANIDE | | | | | | | | | | |
| PT NITROGEN FORMS | | | | | | | | | | |
| PT TOTAL SULFIDE | | | | | | | | | | |
| 2oz. NITRATE / NITRITE | | | | | | | | | | |
| PT TOTAL ORGANIC CARBON | | | | | | | | | | |
| PT CHEMICAL OXYGEN DEMAND | | | | | | | | | | |
| PtA PHENOLICS | | | | | | | | | | |
| 40ml VOA VIAL TRAVEL BLANK | | | | | | | | | | |
| 40ml VOA VIAL | | | | | | | | | | |
| QT EPA 1664B | | | | | | | | | | |
| PT ODOR | | | | | | | | | | |
| RADIOLOGICAL | | | | | | | | | | |
| BACTERIOLOGICAL | | | | | | | | | | |
| 40 ml VOA VIAL- 504 | | | | | | | | | | |
| QT EPA 508/608.3/8081A | | | | | | | | | | |
| QT EPA 515.1/8151A | | | | | | | | | | |
| QT EPA 525.2 | | | | | | | | | | |
| QT EPA 525.2 TRAVEL BLANK | | | | | | | | | | |
| 40ml EPA 547 | | | | | | | | | | |
| 40ml EPA 531.1 | | | | | | | | | | |
| 8oz EPA 548.1 | | | | | | | | | | |
| QT EPA 549.2 | | | | | | | | | | |
| QT EPA 8015M | | | | | | | | | | |
| QT EPA 8270C | | | | | | | | | | |
| 8oz / 16oz / 32oz AMBER | A | | | | | | | | | |
| 8oz / 16oz / 32oz JAR | | | | | | | | | | |
| SOIL SLEEVE | | | | | | | | | | |
| PCB VIAL | | | | | | | | | | |
| PLASTIC BAG | | | | | | | | | | |
| TEDLAR BAG | | | | | | | | | | |
| FERROUS IRON | | | | | | | | | | |
| ENCORE | | | | | | | | | | |
| SMART KIT | | | | | | | | | | |
| SUMMA CANISTER | | | | | | | | | | |

CHK BY JM DISTRIBUTION SUB OUT ☐

Comments:
Sample Numbering Completed By: TOZ Date/Time: 1008 2/18/26
A = Actual / C = Corrected

Rev 23 05/20/22
[S:\WPDocsWordPerfect\LAB_DOCS\FORMS\SAMREC rev 20]

*The results in this report apply to the samples analyzed in accordance with the chain of custody document. This analytical report must be reproduced in its entirety.*
All results listed in this report are for the exclusive use of the submitting party. Pace Analytical assumes no responsibility for report alteration, separation, detachment or third party interpretation.

Pace Analytical®
ENVIRONMENTAL SCIENCES

Enthalpy Analytical - Orange
931 West Barkley Avenue
Orange, CA 92868

**Reported:** 02/24/2026 17:01
Project: Chiquita Canyon Landfill Stormwater
Project Number: EO-553209
Project Manager: David Tripp

# Laboratory / Client Sample Cross Reference

| Laboratory | Client Sample Information | | | |
|---|---|---|---|---|
| **2602488-01** | **COC Number:** | --- | **Receive Date:** | 02/18/2026 10:04 |
| | **Project Number:** | --- | **Sampling Date:** | 02/16/2026 11:36 |
| | **Sampling Location:** | --- | **Sample Depth:** | --- |
| | **Sampling Point:** | EAST BASIN - INLET | **Lab Matrix:** | Water |
| | **Sampled By:** | client | **Sample Type:** | Water |

*The results in this report apply to the samples analyzed in accordance with the chain of custody document. This analytical report must be reproduced in its entirety.*
All results listed in this report are for the exclusive use of the submitting party. Pace Analytical assumes no responsibility for report alteration, separation, detachment or third party interpretation.

Pace Analytical®
ENVIRONMENTAL SCIENCES

Enthalpy Analytical - Orange
931 West Barkley Avenue
Orange, CA 92868

**Reported:** 02/24/2026 17:01
Project: Chiquita Canyon Landfill Stormwater
Project Number: EO-553209
Project Manager: David Tripp

# Organo-Phosphorus Pesticide Analysis (EPA Method 8141A)

**Pace Sample ID:** 2602488-01 | **Client Sample Name:** EAST BASIN - INLET, 2/16/2026 11:36:00AM, client

| Constituent | Result | Units | PQL | MDL | Method | MB Bias | Lab Quals | DCN |
|---|---|---|---|---|---|---|---|---|
| Azinphos methyl | ND | ug/L | 0.50 | 0.12 | EPA-8141A | ND | | 1 |
| Bolstar | ND | ug/L | 0.20 | 0.050 | EPA-8141A | ND | | 1 |
| Chlorpyrifos | ND | ug/L | 0.20 | 0.050 | EPA-8141A | ND | | 1 |
| Coumaphos | ND | ug/L | 0.50 | 0.11 | EPA-8141A | ND | | 1 |
| Demeton O/S | ND | ug/L | 0.20 | 0.056 | EPA-8141A | ND | | 1 |
| Diazinon | ND | ug/L | 0.20 | 0.050 | EPA-8141A | ND | | 1 |
| Dichlorvos | ND | ug/L | 0.20 | 0.050 | EPA-8141A | ND | | 1 |
| Disulfoton | ND | ug/L | 0.20 | 0.050 | EPA-8141A | ND | | 1 |
| Ethoprop | ND | ug/L | 0.20 | 0.052 | EPA-8141A | ND | | 1 |
| Fensulfothion | ND | ug/L | 0.20 | 0.051 | EPA-8141A | ND | | 1 |
| Fenthion | ND | ug/L | 0.20 | 0.050 | EPA-8141A | ND | | 1 |
| Merphos | ND | ug/L | 0.20 | 0.050 | EPA-8141A | ND | | 1 |
| Methyl parathion | ND | ug/L | 0.20 | 0.050 | EPA-8141A | ND | | 1 |
| Mevinphos | ND | ug/L | 0.20 | 0.050 | EPA-8141A | ND | | 1 |
| Naled | ND | ug/L | 0.50 | 0.17 | EPA-8141A | ND | | 1 |
| Phorate | ND | ug/L | 0.20 | 0.066 | EPA-8141A | ND | | 1 |
| Ronnel (Fenchlorphos) | ND | ug/L | 0.20 | 0.050 | EPA-8141A | ND | | 1 |
| Stirophos (Tetrachlorvinphos) | ND | ug/L | 0.20 | 0.082 | EPA-8141A | ND | | 1 |
| Tokuthion (Prothiofos) | ND | ug/L | 0.20 | 0.050 | EPA-8141A | ND | | 1 |
| Trichloronate | ND | ug/L | 0.20 | 0.050 | EPA-8141A | ND | | 1 |
| Triphenylphosphate (Surrogate) | 44.2 | % | 50 - 130 (LCL - UCL) | | EPA-8141A | | S09 | 1 |

| DCN | Method | Prep Date | Run Date/Time | Analyst | Instrument | Dilution | QC Batch ID | Prep Method |
|---|---|---|---|---|---|---|---|---|
| 1 | EPA-8141A | 02/23/26 10:15 | 02/24/26 03:28 | IJC | GC-18 | 1.010 | B227696 | EPA 3510C |

DCN = Data Continuation Number

*The results in this report apply to the samples analyzed in accordance with the chain of custody document. This analytical report must be reproduced in its entirety.*
All results listed in this report are for the exclusive use of the submitting party. Pace Analytical assumes no responsibility for report alteration, separation, detachment or third party interpretation.

Pace Analytical
ENVIRONMENTAL SCIENCES

Enthalpy Analytical - Orange
931 West Barkley Avenue
Orange, CA 92868

**Reported:** 02/24/2026 17:01
Project: Chiquita Canyon Landfill Stormwater
Project Number: EO-553209
Project Manager: David Tripp

# Organo-Phosphorus Pesticide Analysis (EPA Method 8141A)

## Quality Control Report - Method Blank Analysis

| Constituent | QC Sample ID | MB Result | Units | PQL | MDL | Lab Quals | Run # |
|---|---|---|---|---|---|---|---|
| **QC Batch ID: B227696** | | | | | | | |
| Azinphos methyl | B227696-BLK1 | ND | ug/L | 0.50 | 0.12 | | 1 |
| Bolstar | B227696-BLK1 | ND | ug/L | 0.20 | 0.050 | | 1 |
| Chlorpyrifos | B227696-BLK1 | ND | ug/L | 0.20 | 0.050 | | 1 |
| Coumaphos | B227696-BLK1 | ND | ug/L | 0.50 | 0.11 | | 1 |
| Demeton O/S | B227696-BLK1 | ND | ug/L | 0.20 | 0.056 | | 1 |
| Diazinon | B227696-BLK1 | ND | ug/L | 0.20 | 0.050 | | 1 |
| Dichlorvos | B227696-BLK1 | ND | ug/L | 0.20 | 0.050 | | 1 |
| Disulfoton | B227696-BLK1 | ND | ug/L | 0.20 | 0.050 | | 1 |
| Ethoprop | B227696-BLK1 | ND | ug/L | 0.20 | 0.052 | | 1 |
| Fensulfothion | B227696-BLK1 | ND | ug/L | 0.20 | 0.051 | | 1 |
| Fenthion | B227696-BLK1 | ND | ug/L | 0.20 | 0.050 | | 1 |
| Merphos | B227696-BLK1 | ND | ug/L | 0.20 | 0.050 | | 1 |
| Methyl parathion | B227696-BLK1 | ND | ug/L | 0.20 | 0.050 | | 1 |
| Mevinphos | B227696-BLK1 | ND | ug/L | 0.20 | 0.050 | | 1 |
| Naled | B227696-BLK1 | ND | ug/L | 0.50 | 0.17 | | 1 |
| Phorate | B227696-BLK1 | ND | ug/L | 0.20 | 0.066 | | 1 |
| Ronnel (Fenchlorphos) | B227696-BLK1 | ND | ug/L | 0.20 | 0.050 | | 1 |
| Stirophos (Tetrachlorvinphos) | B227696-BLK1 | ND | ug/L | 0.20 | 0.082 | | 1 |
| Tokuthion (Prothiofos) | B227696-BLK1 | ND | ug/L | 0.20 | 0.050 | | 1 |
| Trichloronate | B227696-BLK1 | ND | ug/L | 0.20 | 0.050 | | 1 |
| **Triphenylphosphate (Surrogate)** | **B227696-BLK1** | **80.4** | % | **50 - 130 (LCL - UCL)** | | | 1 |

| Run # | QC Sample ID | QC Type | Method | Prep Date | Run Date Time | Analyst | Instrument | Dilution |
|---|---|---|---|---|---|---|---|---|
| 1 | B227696-BLK1 | PB | EPA-8141A | 02/23/26 | 02/24/26 00:30 | IJC | GC-18 | 1 |

*The results in this report apply to the samples analyzed in accordance with the chain of custody document. This analytical report must be reproduced in its entirety.*
All results listed in this report are for the exclusive use of the submitting party. Pace Analytical assumes no responsibility for report alteration, separation, detachment or third party interpretation.

Pace Analytical
ENVIRONMENTAL SCIENCES

Enthalpy Analytical - Orange
931 West Barkley Avenue
Orange, CA 92868

**Reported:** 02/24/2026 17:01
Project: Chiquita Canyon Landfill Stormwater
Project Number: EO-553209
Project Manager: David Tripp

# Organo-Phosphorus Pesticide Analysis (EPA Method 8141A)

## Quality Control Report - Laboratory Control Sample

| Constituent | QC Sample ID | Type | Result | Spike Level | Units | Percent Recovery | RPD | Control Limits Percent Recovery | Control Limits RPD | Lab Quals | Run # |
|---|---|---|---|---|---|---|---|---|---|---|---|
| **QC Batch ID: B227696** | | | | | | | | | | | |
| Bolstar | B227696-BS1 | LCS | 1.6950 | 2.0000 | ug/L | 84.8 | | 50 - 130 | | | 1 |
| | B227696-BSD1 | LCSD | 1.8400 | 2.0000 | ug/L | 92.0 | 8.2 | 50 - 130 | 30 | | 2 |
| Chlorpyrifos | B227696-BS1 | LCS | 1.6650 | 2.0000 | ug/L | 83.2 | | 60 - 120 | | | 1 |
| | B227696-BSD1 | LCSD | 1.7150 | 2.0000 | ug/L | 85.8 | 3.0 | 60 - 120 | 30 | | 2 |
| Diazinon | B227696-BS1 | LCS | 1.6300 | 2.0000 | ug/L | 81.5 | | 60 - 130 | | | 1 |
| | B227696-BSD1 | LCSD | 1.7300 | 2.0000 | ug/L | 86.5 | 6.0 | 60 - 130 | 30 | | 2 |
| Methyl parathion | B227696-BS1 | LCS | 1.7000 | 2.0000 | ug/L | 85.0 | | 60 - 120 | | | 1 |
| | B227696-BSD1 | LCSD | 1.8450 | 2.0000 | ug/L | 92.2 | 8.2 | 60 - 120 | 30 | | 2 |
| Mevinphos | B227696-BS1 | LCS | 1.4050 | 2.0000 | ug/L | 70.2 | | 50 - 120 | | | 1 |
| | B227696-BSD1 | LCSD | 1.5250 | 2.0000 | ug/L | 76.2 | 8.2 | 50 - 120 | 30 | | 2 |
| Ronnel (Fenchlorphos) | B227696-BS1 | LCS | 1.6950 | 2.0000 | ug/L | 84.8 | | 50 - 120 | | | 1 |
| | B227696-BSD1 | LCSD | 1.8350 | 2.0000 | ug/L | 91.8 | 7.9 | 50 - 120 | 30 | | 2 |
| Stirophos (Tetrachlorvinphos) | B227696-BS1 | LCS | 1.7650 | 2.0000 | ug/L | 88.2 | | 50 - 120 | | | 1 |
| | B227696-BSD1 | LCSD | 1.9100 | 2.0000 | ug/L | 95.5 | 7.9 | 50 - 120 | 30 | | 2 |
| Triphenylphosphate (Surrogate) | B227696-BS1 | LCS | 1.7600 | 2.5000 | ug/L | 70.4 | | 50 - 130 | | | 1 |
| | B227696-BSD1 | LCSD | 2.1250 | 2.5000 | ug/L | 85.0 | 18.8 | 50 - 130 | | | 2 |

| Run # | QC Sample ID | QC Type | Method | Prep Date | Run Date Time | Analyst | Instrument | Dilution |
|---|---|---|---|---|---|---|---|---|
| 1 | B227696-BS1 | LCS | EPA-8141A | 02/23/26 | 02/24/26 00:59 | IJC | GC-18 | 1 |
| 2 | B227696-BSD1 | LCSD | EPA-8141A | 02/23/26 | 02/24/26 01:29 | IJC | GC-18 | 1 |

*The results in this report apply to the samples analyzed in accordance with the chain of custody document. This analytical report must be reproduced in its entirety.*
All results listed in this report are for the exclusive use of the submitting party. Pace Analytical assumes no responsibility for report alteration, separation, detachment or third party interpretation.

Pace Analytical®
ENVIRONMENTAL SCIENCES

| | |
|---|---|
| Enthalpy Analytical - Orange<br>931 West Barkley Avenue<br>Orange, CA 92868 | **Reported:** 02/24/2026 17:01<br>Project: Chiquita Canyon Landfill Stormwater<br>Project Number: EO-553209<br>Project Manager: David Tripp |

## Notes And Definitions

| | |
|---|---|
| MDL | Method Detection Limit |
| ND | Analyte Not Detected |
| PQL | Practical Quantitation Limit |
| S09 | The surrogate recovery for this compound was not within the control limits. |

*The results in this report apply to the samples analyzed in accordance with the chain of custody document. This analytical report must be reproduced in its entirety.*
All results listed in this report are for the exclusive use of the submitting party. Pace Analytical assumes no responsibility for report alteration, separation, detachment or third party interpretation.

**Laboratory Job Number 553209**

**Subcontracted Products**

**McCampbell Analytical, Inc.**

# McCampbell Analytical, Inc.

*"When Quality Counts"*

# Analytical Report

| | | | |
|---|---|---|---|
| **WorkOrder:** | 2602B24 | **Amended:** | 03/13/2026 |
| | | **Revision:** | 1 |

**Report Created for:** Enthalpy Analytical

931 West Barkley Avenue
Orange, CA 92868

**Project Contact:** David Tripp
**Project P.O.:** 079649
**Project:** EO-553209

**Project Location:**
**Project Received:** 02/18/2026

Analytical Report reviewed & approved for release on 02/25/2026 by:

Tracy Babjar
Project Manager

***The report shall not be reproduced except in full, without the written approval of the laboratory. The analytical results relate only to the items tested. Results reported conform to the most current regulatory standards, where applicable, unless otherwise stated.***

1534 Willow Pass Rd. Pittsburg, CA 94565 ♦ TEL: (877) 252-9262 ♦ FAX: (925) 252-9269 ♦ www.mccampbell.com
CA ELAP 1644 ♦ ORELAP (NELAP) 4033 ♦ AIHA-LAP ID#232255 ♦ DoD-ELAP Cert # L22-757

McCampbell Analytical, Inc.
*"When Quality Counts"*

1534 Willow Pass Road, Pittsburg, CA 94565-1701
Toll Free Telephone: (877) 252-9262 / Fax: (925) 252-9269
http://www.mccampbell.com / E-mail: main@mccampbell.com

# Revision History

**Client:** Enthalpy Analytical **WorkOrder:** 2602B24
**Project:** EO-553209

| Date | Revision | Reason |
|---|---|---|
| 03/13/2026 | 1 | Revised to report 8151 data less dilute. |

McCampbell Analytical, Inc.
*"When Quality Counts"*

1534 Willow Pass Road, Pittsburg, CA 94565-1701
Toll Free Telephone: (877) 252-9262 / Fax: (925) 252-9269
http://www.mccampbell.com / E-mail: main@mccampbell.com

# Glossary of Terms & Qualifier Definitions

**Client:** Enthalpy Analytical **WorkOrder:** 2602B24

**Project:** EO-553209

## Glossary Abbreviation

| | |
|---|---|
| %D | Serial Dilution Percent Difference |
| 95% Interval | 95% Confident Interval |
| CCV | Continuing Calibration Verification. |
| CCV REC (%) | The % recovery of Continuing Calibration Verification |
| DF | Dilution Factor |
| DI WET | (DISTLC) Waste Extraction Test using DI water |
| DISS | Dissolved (sample filtered using a 0.45 µm filter size) |
| DLT | Dilution Test (Serial Dilution) |
| DUP | Duplicate |
| EDL | Estimated Detection Limit |
| ITEF | International Toxicity Equivalence Factor |
| LCS | Laboratory Control Sample |
| LCS2 | Second LCS for the batch. Spike level is lower than that for the first LCS; applicable to method 1633. |
| LQL | Lowest Quantitation Level |
| MB | Method Blank |
| MB IS/SS % Rec | % Recovery of Internal Standard or Surrogate in Method Blank, if applicable |
| MB SS % Rec | % Recovery of Surrogate in Method Blank, if applicable |
| MDL | Method Detection Limit [1] |
| ML | Minimum Level of Quantitation |
| MS | Matrix Spike |
| MSD | Matrix Spike Duplicate |
| NA | Not Applicable |
| ND | Not detected at or above the indicated MDL (if present) or RL. |
| NR | Data Not Reported due to matrix interference or insufficient sample amount. |
| PDS | Post Digestion Spike |
| PF | Prep Factor |
| RD | Relative Difference |
| RL | Reporting Limit [2] |
| RPD | Relative Percent Difference |
| RRT | Relative Retention Time |
| RSD | Relative Standard Deviation |
| SPK Val | Spike Value |
| SPKRef Val | Spike Reference Value |
| SPLP | Synthetic Precipitation Leachate Procedure |

[1] MDL is the minimum measured concentration of a substance that can be reported with 99% confidence that the measured concentration is distinguishable from method blank results. Definition and Procedure for the Determination of the Method Detection Limit, Revision 2, 40CFR, Part 136, Appendix B, EPA 821-R-16-006, December 2016. Values are based upon our default extraction volume/amount and are subject to change.

[2] RL is the lowest level that can be reliably determined within specified limits of precision and accuracy during routine laboratory operating conditions. (The RL cannot be lower than the lowest calibration standard used in the initial calibration of the instrument and must be greater than the MDL.) Values are based upon our default extraction volume/amount and are subject to change.

McCampbell Analytical, Inc.
*"When Quality Counts"*

1534 Willow Pass Road, Pittsburg, CA 94565-1701
Toll Free Telephone: (877) 252-9262 / Fax: (925) 252-9269
http://www.mccampbell.com / E-mail: main@mccampbell.com

# Glossary of Terms & Qualifier Definitions

**Client:** Enthalpy Analytical **WorkOrder:** 2602B24

**Project:** EO-553209

| | |
|---|---|
| TCLP | Toxicity Characteristic Leachate Procedure |
| TEQ | Toxicity Equivalents |
| TNTC | "Too Numerous to Count;" greater than 250 colonies observed on the plate. |
| TPH-Diesel | Sample results for semi-volatile TPH (diesel, kerosene, oil, etc) were calculated using a background subtraction procedure to correct for instrument baseline rise (column bleed) as described in Sec 7.7.2.2 of EPA 8015 B, C. |
| TZA | TimeZone Net Adjustment for sample collected outside of MAI's Coordinated Universal Time (UTC). (Adjustment for Daylight Saving is not accounted.) |
| WET (STLC) | Waste Extraction Test (Soluble Threshold Limit Concentration) |

## Analytical Qualifiers

| | |
|---|---|
| a3 | Sample diluted due to high organic content interfering with quantitative/or qualitative analysis. |
| b1 | Aqueous sample that contains greater than ~1 vol. % sediment |

McCampbell Analytical, Inc.
*"When Quality Counts"*

1534 Willow Pass Road, Pittsburg, CA 94565-1701
Toll Free Telephone: (877) 252-9262 / Fax: (925) 252-9269
http://www.mccampbell.com / E-mail: main@mccampbell.com

# Analytical Report

| | | | |
|---|---|---|---|
| **Client:** | Enthalpy Analytical | **WorkOrder:** | 2602B24 |
| **Date Received:** | 02/18/2026 9:54 | **Extraction Method:** | E8151A |
| **Date Prepared:** | 02/19/2026 | **Analytical Method:** | E8151A |
| **Project:** | EO-553209 | **Unit:** | µg/L |

## Chlorinated Herbicides by GC-ECD

| Client ID | Lab ID | Matrix | Date Collected | Instrument FileID | Batch ID |
|---|---|---|---|---|---|
| EAST BASIN - INLET | 2602B24-001A | Water | 02/16/2026 11:36 | GC15A 03112634.D | 335931 |

| Analytes | Result | MDL | RL | DF | Date Analyzed |
|---|---|---|---|---|---|
| Acifluorfen | ND | 0.53 | 1.0 | 1 | 03/11/2026 21:44 |
| Bentazon | ND | 0.32 | 1.0 | 1 | 03/11/2026 21:44 |
| Chloramben | ND | 0.64 | 1.0 | 1 | 03/11/2026 21:44 |
| 2,4-D (Dichlorophenoxyacetic acid) | ND | 0.079 | 0.20 | 1 | 03/11/2026 21:44 |
| 2,4-DB | ND | 0.42 | 1.0 | 1 | 03/11/2026 21:44 |
| Dalapon | ND | 0.77 | 1.0 | 1 | 03/11/2026 21:44 |
| DCPA (mono & diacid) | ND | 0.50 | 1.0 | 1 | 03/11/2026 21:44 |
| Dicamba | ND | 0.074 | 0.20 | 1 | 03/11/2026 21:44 |
| 3,5-Dichlorobenzoic Acid | ND | 0.24 | 1.0 | 1 | 03/11/2026 21:44 |
| Dichloroprop | ND | 0.35 | 1.0 | 1 | 03/11/2026 21:44 |
| Dinoseb (DNBP) | ND | 0.30 | 1.0 | 1 | 03/11/2026 21:44 |
| MCPA | ND | 1.3 | 2.0 | 1 | 03/11/2026 21:44 |
| MCPP | ND | 1.2 | 2.0 | 1 | 03/11/2026 21:44 |
| 4-Nitrophenol | ND | 0.77 | 1.0 | 1 | 03/11/2026 21:44 |
| Pentachlorophenol (PCP) | ND | 0.055 | 0.20 | 1 | 03/11/2026 21:44 |
| Picloram | ND | 0.38 | 1.0 | 1 | 03/11/2026 21:44 |
| 2,4,5-T (Trichlorophenoxy acetic acid) | ND | 0.10 | 0.20 | 1 | 03/11/2026 21:44 |
| 2,4,5-TP (Silvex) | ND | 0.16 | 0.50 | 1 | 03/11/2026 21:44 |

| Surrogates | REC (%) | Limits | DF | |
|---|---|---|---|---|
| DCAA | 94 | 60-140 | 1 | 03/11/2026 21:44 |

Analyst(s): DP

Analytical Comments: b1

McCampbell Analytical, Inc.
*"When Quality Counts"*

1534 Willow Pass Road, Pittsburg, CA 94565-1701
Toll Free Telephone: (877) 252-9262 / Fax: (925) 252-9269
http://www.mccampbell.com / E-mail: main@mccampbell.com

# Analytical Report

| | | | |
|---|---|---|---|
| **Client:** | Enthalpy Analytical | **WorkOrder:** | 2602B24 |
| **Date Received:** | 02/18/2026 9:54 | **Extraction Method:** | RSK175 |
| **Date Prepared:** | 02/20/2026 | **Analytical Method:** | RSK175 |
| **Project:** | EO-553209 | **Unit:** | µg/L |

## Dissolved Carbon Dioxide by RSK 175

| Client ID | Lab ID | Matrix | Date Collected | Instrument FileID | Batch ID |
|---|---|---|---|---|---|
| EAST BASIN - INLET | 2602B24-001B | Water | 02/16/2026 11:36 | GC26 0220260906.D | 336209 |

| Analytes | Result | MDL | RL | DF | Date Analyzed |
|---|---|---|---|---|---|
| Carbon Dioxide | **270** | 50 | 50 | 1 | 02/20/2026 11:52 |

Analyst(s): CLO

Analytical Comments: b1

McCampbell Analytical, Inc.
*"When Quality Counts"*

1534 Willow Pass Road, Pittsburg, CA 94565-1701
Toll Free Telephone: (877) 252-9262 / Fax: (925) 252-9269
http://www.mccampbell.com / E-mail: main@mccampbell.com

# Quality Control Report

| | | | |
|---|---|---|---|
| **Client:** | Enthalpy Analytical | **WorkOrder:** | 2602B24 |
| **Date Prepared:** | 02/19/2026 | **BatchID:** | 335931 |
| **Date Analyzed:** | 02/24/2026 | **Extraction Method:** | E8151A |
| **Instrument:** | GC15A | **Analytical Method:** | E8151A |
| **Matrix:** | Water | **Unit:** | µg/L |
| **Project:** | EO-553209 | **Sample ID:** | MB/LCS/LCSD-335931 |

## QC Summary Report for E8151A

| Analyte | MB Result | MDL | RL | SPK Val | MB IS/SS %REC | MB IS/SS Limits |
|---|---|---|---|---|---|---|
| Acifluorfen | ND | 0.53 | 1.0 | - | - | - |
| Bentazon | ND | 0.32 | 1.0 | - | - | - |
| Chloramben | ND | 0.64 | 1.0 | - | - | - |
| 2,4-D (Dichlorophenoxyacetic acid) | ND | 0.079 | 0.20 | - | - | - |
| 2,4-DB | ND | 0.42 | 1.0 | - | - | - |
| Dalapon | ND | 0.77 | 1.0 | - | - | - |
| DCPA (mono & diacid) | ND | 0.50 | 1.0 | - | - | - |
| Dicamba | ND | 0.074 | 0.20 | - | - | - |
| 3,5-Dichlorobenzoic Acid | ND | 0.24 | 1.0 | - | - | - |
| Dichloroprop | ND | 0.35 | 1.0 | - | - | - |
| Dinoseb (DNBP) | ND | 0.30 | 1.0 | - | - | - |
| MCPA | ND | 1.3 | 2.0 | - | - | - |
| MCPP | ND | 1.2 | 2.0 | - | - | - |
| 4-Nitrophenol | ND | 0.77 | 1.0 | - | - | - |
| Pentachlorophenol (PCP) | ND | 0.055 | 0.20 | - | - | - |
| Picloram | ND | 0.38 | 1.0 | - | - | - |
| 2,4,5-T (Trichlorophenoxy acetic acid) | ND | 0.10 | 0.20 | - | - | - |
| 2,4,5-TP (Silvex) | ND | 0.16 | 0.50 | - | - | - |
| **Surrogate Recovery** | | | | | | |
| DCAA | 8.7 | | | 10 | 87 | 70-130 |

*(Cont.)*

McCampbell Analytical, Inc.
*"When Quality Counts"*

1534 Willow Pass Road, Pittsburg, CA 94565-1701
Toll Free Telephone: (877) 252-9262 / Fax: (925) 252-9269
http://www.mccampbell.com / E-mail: main@mccampbell.com

# Quality Control Report

| | | | |
|---|---|---|---|
| **Client:** | Enthalpy Analytical | **WorkOrder:** | 2602B24 |
| **Date Prepared:** | 02/19/2026 | **BatchID:** | 335931 |
| **Date Analyzed:** | 02/24/2026 | **Extraction Method:** | E8151A |
| **Instrument:** | GC15A | **Analytical Method:** | E8151A |
| **Matrix:** | Water | **Unit:** | µg/L |
| **Project:** | EO-553209 | **Sample ID:** | MB/LCS/LCSD-335931 |

## QC Summary Report for E8151A

| Analyte | LCS Result | LCSD Result | SPK Val | LCS %REC | LCSD %REC | LCS/LCSD Limits | RPD | RPD Limit |
|---|---|---|---|---|---|---|---|---|
| Acifluorfen | 10 | 10 | 10 | 102 | 102 | 70-130 | 0.562 | 30 |
| Bentazon | 11 | 11 | 10 | 112 | 112 | 70-130 | 0.0788 | 30 |
| Chloramben | 12 | 11 | 10 | 116 | 114 | 70-130 | 2.13 | 30 |
| 2,4-D (Dichlorophenoxyacetic acid) | 11 | 11 | 10 | 108 | 106 | 70-130 | 2.32 | 30 |
| 2,4-DB | 11 | 11 | 10 | 107 | 107 | 70-130 | 0.228 | 30 |
| Dalapon | 10 | 10 | 10 | 103 | 100 | 70-130 | 3.23 | 30 |
| DCPA (mono & diacid) | 9.6 | 9.3 | 10 | 96 | 93 | 70-130 | 3.06 | 30 |
| Dicamba | 10 | 10 | 10 | 103 | 102 | 70-130 | 1.22 | 30 |
| 3,5-Dichlorobenzoic Acid | 10 | 10 | 10 | 100 | 100 | 70-130 | 0.560 | 30 |
| Dichloroprop | 10 | 9.9 | 10 | 103 | 99 | 70-130 | 3.50 | 30 |
| Dinoseb (DNBP) | 10 | 10 | 10 | 102 | 100 | 70-130 | 1.21 | 30 |
| MCPA | 110 | 100 | 100 | 110 | 102 | 70-130 | 6.90 | 30 |
| MCPP | 120 | 110 | 100 | 120 | 115 | 70-130 | 4.52 | 30 |
| 4-Nitrophenol | 8.3 | 8.3 | 10 | 83 | 83 | 70-130 | 0.0857 | 30 |
| Pentachlorophenol (PCP) | 10 | 10 | 10 | 102 | 100 | 70-130 | 1.70 | 30 |
| Picloram | 9.9 | 9.8 | 10 | 99 | 98 | 70-130 | 0.520 | 30 |
| 2,4,5-T (Trichlorophenoxy acetic acid) | 10 | 10 | 10 | 104 | 103 | 70-130 | 1.10 | 30 |
| 2,4,5-TP (Silvex) | 10 | 10 | 10 | 104 | 102 | 70-130 | 1.69 | 30 |
| **Surrogate Recovery** | | | | | | | | |
| DCAA | 9.9 | 9.8 | 10 | 99 | 98 | 70-130 | 1.11 | 30 |

McCampbell Analytical, Inc.
*"When Quality Counts"*

1534 Willow Pass Road, Pittsburg, CA 94565-1701
Toll Free Telephone: (877) 252-9262 / Fax: (925) 252-9269
http://www.mccampbell.com / E-mail: main@mccampbell.com

# Quality Control Report

| | | | |
|---|---|---|---|
| **Client:** | Enthalpy Analytical | **WorkOrder:** | 2602B24 |
| **Date Prepared:** | 02/20/2026 | **BatchID:** | 336209 |
| **Date Analyzed:** | 02/20/2026 | **Extraction Method:** | RSK175 |
| **Instrument:** | GC26 | **Analytical Method:** | RSK175 |
| **Matrix:** | Water | **Unit:** | µg/L |
| **Project:** | EO-553209 | **Sample ID:** | MB/LCS/LCSD-336209 |

## QC Summary Report for RSK175

| Analyte | MB Result | MDL | RL | | | |
|---|---|---|---|---|---|---|
| Carbon Dioxide | ND | 50 | 50 | - | - | - |

| Analyte | LCS Result | LCSD Result | SPK Val | LCS %REC | LCSD %REC | LCS/LCSD Limits | RPD | RPD Limit |
|---|---|---|---|---|---|---|---|---|
| Carbon Dioxide | 160 | 140 | 187.2 | 85 | 77 | 70-130 | 9.93 | 30 |

McCampbell Analytical, Inc.
*"When Quality Counts"*

1534 Willow Pass Road, Pittsburg, CA 94565-1701
Toll Free Telephone: (877) 252-9262 / Fax: (925) 252-9269
http://www.mccampbell.com / E-mail: main@mccampbell.com

# Certified Analyte List

**Client:** Enthalpy Analytical **WorkOrder:** 2602B24

**Project:** EO-553209

| Analyte | Cert 1 | Cert 2 | Cert 3 | Cert 4 | Cert 5 | Analytical Method | Matrix |
|---|---|---|---|---|---|---|---|
| 2,4,5-T (Trichlorophenoxy acetic acid) | ◉ | ◉ | ○ | ○ | ○ | E8151A | Water |
| 2,4,5-TP (Silvex) | ◉ | ◉ | ○ | ○ | ○ | E8151A | Water |
| 2,4-D (Dichlorophenoxyacetic acid) | ◉ | ◉ | ○ | ○ | ○ | E8151A | Water |
| 2,4-DB | ◉ | ◉ | ○ | ○ | ○ | E8151A | Water |
| 3,5-Dichlorobenzoic Acid | ○ | ◉ | ○ | ○ | ○ | E8151A | Water |
| 4-Nitrophenol | ◉ | ◉ | ○ | ○ | ○ | E8151A | Water |
| Acifluorfen | ○ | ◉ | ○ | ○ | ○ | E8151A | Water |
| Bentazon | ○ | ◉ | ○ | ○ | ○ | E8151A | Water |
| Chloramben | ○ | ◉ | ○ | ○ | ○ | E8151A | Water |
| Dalapon | ◉ | ◉ | ○ | ○ | ○ | E8151A | Water |
| DCPA (mono & diacid) | ○ | ◉ | ○ | ○ | ○ | E8151A | Water |
| Dicamba | ◉ | ◉ | ○ | ○ | ○ | E8151A | Water |
| Dichloroprop | ◉ | ◉ | ○ | ○ | ○ | E8151A | Water |
| Dinoseb (DNBP) | ◉ | ◉ | ○ | ○ | ○ | E8151A | Water |
| MCPA | ◉ | ◉ | ○ | ○ | ○ | E8151A | Water |
| MCPP | ◉ | ◉ | ○ | ○ | ○ | E8151A | Water |
| Pentachlorophenol (PCP) | ◉ | ◉ | ○ | ○ | ○ | E8151A | Water |
| Picloram | ○ | ◉ | ○ | ○ | ○ | E8151A | Water |

**Certifications**

| | |
|---|---|
| Cert 1 | CA ELAP 1644 |
| Cert 2 | ORELAP (NELAP) 4033 |

The Certified Analyte Report lists the compounds for which MAI is accredited at the time of issuance. Although MAI holds multiple accreditations, methods with extensive compound lists may not be fully accredited due to state agency availability.

McCampbell Analytical, Inc.
1534 Willow Pass Rd
Pittsburg, CA 94565-1701
(925) 252-9262

# CHAIN-OF-CUSTODY RECORD



**WorkOrder: 2602B24** **ClientCode: ENO** **QuoteID: 262776**

☐ WaterTrax ☐ CLIP ☐ EDF ☐ EQuIS ☐ Dry-Weight ☑ Email ☐ HardCopy ☐ ThirdParty ☑ J-flag
☐ Detection Summary ☑ **Excel** [A1_Standard _QC]

Report to:
David Tripp
Enthalpy Analytical
931 West Barkley Avenue
Orange, CA 92868
657-581-4710 FAX:

Email: david.tripp@enthalpy.com
cc/3rd Party: incomingreports@enthalpy.com;
PO: 079649
Project: EO-553209

Bill to:
Accounts Payable/Enthalpy SoCal
Montrose Environmental Group
PO Box 842165
Boston, MA 02284-2165
003EL_ap@montrose-env.com

**Requested TAT:** **5 days;**

*Date Received:* **02/18/2026**
*Date Logged:* **02/18/2026**

| Lab ID | ClientSampID | Matrix | Collection Date | Hold | Requested Tests (See legend below) | | | | | | | | | | | |
|---|---|---|---|---|---|---|---|---|---|---|---|---|---|---|---|---|
| | | | | | 1 | 2 | 3 | 4 | 5 | 6 | 7 | 8 | 9 | 10 | 11 | 12 |
| 2602B24-001 | EAST BASIN - INLET | Water | 2/16/2026 11:36 | ☐ | A | A | B | | | | | | | | | |

**Test Legend:**

| | | | | | | | |
|---|---|---|---|---|---|---|---|
| 1 | 8151_W | 2 | PRDisposal Fee | 3 | RSK175_CO2_W | 4 | |
| 5 | | 6 | | 7 | | 8 | |
| 9 | | 10 | | 11 | | 12 | |

**Project Manager: Jena Alfaro**

**Prepared by: Emily Perez**

**Comments:**

NOTE: Soil samples are discarded 60 days after receipt unless other arrangements are made (Water samples are 30 days).
Hazardous samples will be returned to client or disposed of at client expense.

McCampbell Analytical, Inc.
*"When Quality Counts"*

1534 Willow Pass Road, Pittsburg, CA 94565-1701
Toll Free Telephone: (877) 252-9262 / Fax: (925) 252-9269
http://www.mccampbell.com / E-mail: main@mccampbell.com

# WORK ORDER SUMMARY

**Client Name:** ENTHALPY ANALYTICAL
**Client Contact:** David Tripp
**Contact's Email:** david.tripp@enthalpy.com

**Project:** EO-553209
**Comments**

**Work Order:** 2602B24
**QC Level:** LEVEL 2
**Date Logged:** 2/18/2026

☐ WaterTrax ☐ CLIP ☐ EDF ☑ Excel ☐ EQuIS ☑ Email ☐ HardCopy ☐ ThirdParty ☑ J-flag

| LabID | ClientSampID | Matrix | Test Name | Cont./ Comp. | Bottle & Preservative | U** | Head Space | Dry-Weight | Collection Date & Time | TAT | Test Due Date | Sediment Content | Hold | Sub Out |
|---|---|---|---|---|---|---|---|---|---|---|---|---|---|---|
| 001A | EAST BASIN - INLET | Water | E8151A (Chlorinated Herbicides) | 1 | 1LA Narrow Mouth, Unpres | ☐ | ☐ | ☐ | 2/16/2026 11:36 | 5 days | 2/25/2026 | 1%+ | ☐ | ☐ |
| 001B | EAST BASIN - INLET | Water | RSK175 (CO2) | 2 | VOA, Unpres | ☐ | ☐ | ☐ | 2/16/2026 11:36 | 5 days | 2/25/2026 | 1%+ | ☐ | ☐ |

**NOTES: * STLC and TCLP extractions require 2 days to complete; therefore, all TATs begin after the extraction is completed (i.e., One-day TAT yields results in 3 days from sample submission).**

**- ISM prep requires 5 to 10 days to complete; therefore, all TATs begin after the extraction is completed (i.e., One-day TAT yields results in 6 to 11 days from sample submission). Due date listed on WO summary will not accurately reflect the time needed for sample preparation.**

**- Organic extracts are held for 40 days before disposal; Inorganic extract are held for 30 days.**

**- MAI assumes that all material present in the provided sampling container is considered part of the sample - MAI does not exclude any material from the sample prior to sample preparation unless requested in writing by the client.**

**U** = An unpreserved container was received for a method that suggests a preservation in order to extend hold time for analysis.**

**Cont./Comp. = Containers /Composites**

2602B24

ENTHALPY ANALYTICAL
931 West Barkley Ave
Orange, CA 92868
(714) 771-6900

Subcontract Laboratory:
McCampbell Analytical, Inc.
1534 Willow Pass Rd.
Pittsburg, CA 94565
ATTN:
PO #: Quote ID: 262776

Enthalpy Order: EO-553209
PM: David Tripp
Email: david.tripp@enthalpy.com
CC: incomingreports@enthalpy.com
Phone: 657-581-4710

Results Due: Hold time RUSH
Report Level: II
Report To: MDL
EDDs: Standard Excel EDD

Notes:
CHIQUITA Stormwater - Hold time rush please, if necessary

| Sample ID | Collected | Lab ID | # Cont. | Matrix | Analysis Requested | Comment |
|---|---|---|---|---|---|---|
| EAST BASIN - INLET | 16-FEB-2026 11:36 | 553209-001 | 1 | Water | EPA 8151A Chlorinated Herbicides | |
| | | | | Water | RSK-175 CO2 | |

| Notes: | Relinquished By: | Received By: |
|---|---|---|
| | | |
| | Date: 2-17-26 17:45 | Date: |
| | | Emily Pe |
| | Date: | Date: 2/18/26 0954 |
| | | |
| | Date: | Date: |

GIS: 5640916452

2.0 wt
IR48

McCampbell Analytical, Inc.
*"When Quality Counts"*

1534 Willow Pass Road, Pittsburg, CA 94565-1701
Toll Free Telephone: (877) 252-9262 / Fax: (925) 252-9269
http://www.mccampbell.com / E-mail: main@mccampbell.com

# Sample Receipt Checklist

| | | | |
|---|---|---|---|
| Client Name: | Enthalpy Analytical | Date and Time Received: | 2/18/2026 09:54 |
| Project: | EO-553209 | Date Logged: | 2/18/2026 |
| | | Received by: | Emily Perez |
| WorkOrder №: | 2602B24 Matrix: Water | Logged by: | Emily Perez |
| Carrier: | Golden State Overnight | | |

## Chain of Custody (COC) Information

| | | | | | | |
|---|---|---|---|---|---|---|
| Chain of custody present? | Yes | ☑ | No | ☐ | | |
| Chain of custody signed when relinquished and received? | Yes | ☑ | No | ☐ | | |
| Chain of custody agrees with sample labels? | Yes | ☑ | No | ☐ | | |
| Sample IDs noted by Client on COC? | Yes | ☑ | No | ☐ | | |
| Date and Time of collection noted by Client on COC? | Yes | ☑ | No | ☐ | | |
| Sampler's name noted on COC? | Yes | ☑ | No | ☐ | | |
| COC agrees with Quote? | Yes | ☐ | No | ☐ | NA | ☑ |
| COC quote is active? | Yes | ☐ | No | ☐ | NA | ☑ |

## Sample Receipt Information

| | | | | | | |
|---|---|---|---|---|---|---|
| Custody seals intact on shipping container/cooler? | Yes | ☐ | No | ☐ | NA | ☑ |
| Custody seals intact on sample bottles? | Yes | ☐ | No | ☐ | NA | ☑ |
| Shipping container/cooler in good condition? | Yes | ☑ | No | ☐ | | |
| Samples in proper containers/bottles? | Yes | ☑ | No | ☐ | | |
| Sample containers intact? | Yes | ☑ | No | ☐ | | |
| Sufficient sample volume for indicated test? | Yes | ☑ | No | ☐ | | |

## Sample Preservation and Hold Time (HT) Information

| | | | | | | |
|---|---|---|---|---|---|---|
| All samples received within holding time? | Yes | ☑ | No | ☐ | NA | ☐ |
| Samples Received on Ice? | Yes | ☑ | No | ☐ | | |
| (Ice Type: WET ICE ) | | | | | | |
| Sample/Temp Blank temperature | Temp: 2°C | | | | NA | ☐ |
| ZHS conditional analyses: VOA meets zero headspace requirement (VOCs, TPHg/BTEX, RSK)? | Yes | ☐ | No | ☐ | NA | ☑ |
| Sample labels checked for correct preservation? | Yes | ☑ | No | ☐ | | |
| pH acceptable upon receipt (Metal: <2)? | Yes | ☐ | No | ☐ | NA | ☑ |

UCMR Samples:

| | | | | | | |
|---|---|---|---|---|---|---|
| pH tested and acceptable upon receipt (200.7: ≤2; 533: 6 - 8; 537.1: 6 - 8)? | Yes | ☐ | No | ☐ | NA | ☑ |
| Free Chlorine tested and acceptable upon receipt (<0.1mg/L) [not applicable to 200.7]? | Yes | ☐ | No | ☐ | NA | ☑ |

Comments:

**Laboratory Job Number 553209**

**Subcontracted Products**

**Enthalpy - El Dorado Hills**

March 05, 2026

**Enthalpy Analytical - El Dorado Hills**
**Work Order No. 2602174**

Mr. David Tripp
Enthalpy Analytical
931 W. Barkley Avenue
Orange, CA 92868

Dear Mr. Tripp,

Enclosed are the results for the sample set received at Enthalpy Analytical - EDH on February 18, 2026 under your Project Name 'EO-553209'.

Enthalpy Analytical - EDH is committed to serving you effectively. If you require additional information, please contact me at 916-673-1520 or by email at mark.rein@enthalpy.com.

Thank you for choosing Enthalpy Analytical - EDH as part of your analytical support team.

Sincerely,



Mark Rein
Project Manager

*Enthalpy Analytical -EDH certifies that the report herein meets all the requirements set forth by NELAP for those applicable test methods. Results relate only to the samples as received by the laboratory. This report should not be reproduced except in full without the written approval of Enthalpy Analytical -EDH .*

**Enthalpy Analytical - EDH Work Order No. 2602174**
**Case Narrative**

**Sample Condition on Receipt:**

One water sample was received and stored securely in accordance with Enthalpy Analytical - EDH standard operating procedures and EPA methodology. The sample was received in good condition and within the method temperature requirements.

**Analytical Notes:**

**EPA Method 8290A**

The sample was extracted and analyzed for 2,3,7,8-TCDD by EPA Method 8290A using a ZB-DIOXIN GC column.

Holding Times

The method holding time criteria was met for the sample.

Quality Control

The Initial Calibration and Continuing Calibration Verifications met the method acceptance criteria.

A Method Blank and Ongoing Precision and Recovery (OPR) sample were extracted and analyzed with the preparation batch. No analytes were detected above the sample quantitation limits in the Method Blank. The OPR recoveries were within the method acceptance criteria.

Labeled standard recoveries for all QC and field samples were within method acceptance criteria.

TABLE OF CONTENTS


Case Narrative..... 1

Table of Contents..... 3

Sample Inventory..... 4

Analytical Results..... 5

Qualifiers..... 9

Certifications..... 10

Sample Receipt..... 11

# Sample Inventory Report

| Sample ID | Client Sample ID | Sampled | Received | Components/Containers |
|---|---|---|---|---|
| 2602174-01 | EAST BASIN - INLET | 16-Feb-26 11:36 | 18-Feb-26 10:45 | Amber Glass NM Bottle, 1L |

**ANALYTICAL RESULTS**

## Sample ID: Method Blank

**EPA Method 8290A**

**Client Data**

Name: Enthalpy Analytical
Project: EO-553209
Matrix: Aqueous

**Laboratory Data**

Lab Sample: B26B311-BLK1
QC Batch: B26B311
Sample Size: 0.500 L
Date Extracted: 26-Feb-26
Column: ZB-DIOXIN

| Analyte | Conc. (pg/L) | MDL | RL | Qualifiers | Analyzed | Dilution |
|---|---|---|---|---|---|---|
| 2,3,7,8-TCDD | ND | 3.56 | 10.0 | | 03-Mar-26 00:00 | 1 |

| Labeled Standards | Type | % Recovery | Limits | Qualifiers | Analyzed | Dilution |
|---|---|---|---|---|---|---|
| 13C-2,3,7,8-TCDD | IS | 85.0 | 40 - 135 | | 03-Mar-26 00:00 | 1 |
| 37Cl-2,3,7,8-TCDD | CRS | 90.1 | 40 - 135 | | 03-Mar-26 00:00 | 1 |

MDL - Method Detection Limit
RL - Reporting limit

Results reported to MDL.

**Sample ID: OPR** **EPA Method 8290A**

**Client Data**

Name: Enthalpy Analytical
Project: EO-553209
Matrix: Aqueous

**Laboratory Data**

Lab Sample: B26B311-BS1
QC Batch: B26B311 Date Extracted: 26-Feb-26 04:13
Sample Size: 0.500 L Column: ZB-DIOXIN

| Analyte | Amt Found (pg/L) | Spike Amt | % Recovery | Limits | Qualifiers | Analyzed | Dilution |
|---|---|---|---|---|---|---|---|
| 2,3,7,8-TCDD | 377 | 400 | 94.3 | 70-130 | | 27-Feb-26 10:36 | 1 |
| **Labeled Standards** | **Type** | | **% Recovery** | **Limits** | **Qualifiers** | **Analyzed** | **Dilution** |
| 13C-2,3,7,8-TCDD | IS | | 69.7 | 40-135 | | 27-Feb-26 10:36 | 1 |
| 37Cl-2,3,7,8-TCDD | CRS | | 70.2 | 40-135 | | 27-Feb-26 10:36 | 1 |

## Sample ID: EAST BASIN - INLET

**EPA Method 8290A**

**Client Data**

| | |
|---|---|
| Name: | Enthalpy Analytical |
| Project: | EO-553209 |
| Matrix: | Water |
| Date Collected: | 16-Feb-26 11:36 |

**Laboratory Data**

| | | | |
|---|---|---|---|
| Lab Sample: | 2602174-01 | Date Received: | 18-Feb-26 10:45 |
| QC Batch: | B26B311 | Date Extracted: | 26-Feb-26 |
| Sample Size: | 0.500 L | Column: | ZB-DIOXIN |

| Analyte | Conc. (pg/L) | MDL | RL | Qualifiers | Analyzed | Dilution |
|---|---|---|---|---|---|---|
| 2,3,7,8-TCDD | ND | 3.56 | 9.99 | | 04-Mar-26 06:40 | 1 |

| Labeled Standards | Type | % Recovery | Limits | Qualifiers | Analyzed | Dilution |
|---|---|---|---|---|---|---|
| 13C-2,3,7,8-TCDD | IS | 50.3 | 40 - 135 | | 04-Mar-26 06:40 | 1 |
| 37Cl-2,3,7,8-TCDD | CRS | 74.2 | 40 - 135 | | 04-Mar-26 06:40 | 1 |

MDL - Method Detection Limit
RL - Reporting limit

Results reported to MDL.

# DATA QUALIFIERS & ABBREVIATIONS

| | |
|---|---|
| B | Compound was also detected in the method blank |
| Conc. | Concentration |
| CRS | Cleanup Recovery Standard |
| D | Dilution |
| DL | Detection Limit |
| E | Concentration exceeded the calibration range |
| EDL | Estimated Detection Limit |
| EMPC | Estimated Maximum Possible Concentration |
| H | Recovery and/or RPD was outside laboratory acceptance limits |
| I | Chemical Interference |
| IS | Internal Standard |
| J | Estimated Concentration below the Reporting Limit/LOQ |
| LOD | Limit of Detection |
| LOQ | Limit of Quantitation |
| MDL | Method Detection Limit |
| NA | Not Applicable |
| ND | Not Detected |
| OPR | Ongoing Precision and Recovery sample |
| P | Concentration may include contribution from chlorinated diphenyl ether(s). |
| Q | Ion transition ratio is outside of the acceptance criteria. |
| RL | Reporting Limit (MRL) |
| TEQ | Toxic Equivalency, sum of the toxic equivalency factors (TEF) multiplied by the sample concentrations. |
| TEQMax | TEQ calculated using the detection limit as the concentration for non-detects |
| TEQMin | TEQ calculated using zero as the concentration for non-detects |
| TEQRisk | TEQ calculated using ½ the detection limit as the concentration for non-detects |
| U | Not Detected (specific projects only) |
| * | See Cover Letter |

Unless otherwise noted, solid sample results are reported in dry weight. Tissue samples are reported in wet weight.

**Enthalpy Analytical - EDH Certifications**

| Accrediting Authority | Certificate Number |
|---|---|
| Alaska Department of Environmental Conservation | 17-013 |
| California Department of Health – ELAP | 2892 |
| DoD ELAP - A2LA Accredited - ISO/IEC 17025 | 3091.01 |
| Florida Department of Health | E87777 |
| Louisiana Department of Environmental Quality | 01977 |
| Maine Department of Health | 2020018 |
| Michigan Department of Environmental Quality | 9932 |
| Minnesota Department of Health | 2211390 |
| Nevada Division of Environmental Protection | CA00413 |
| New Hampshire Environmental Accreditation Program | 207721 |
| New Jersey Department of Environmental Protection | CA003 |
| New York Department of Health | 11411 |
| Ohio Environmental Protection Agency | 87778 |
| Oregon Laboratory Accreditation Program | 4042-021 |
| Texas Commission on Environmental Quality | T104704189-22-13 |
| Vermont Department of Health | VT-4042 |
| Virginia Department of General Services | 11276 |
| Washington Department of Ecology | C584 |
| Wisconsin Department of Natural Resources | 998036160 |

*Current certificates and lists of licensed parameters can be found at Enthalpy.com/Resources/Accreditations.*

ENTHALPY ANALYTICAL
931 West Barkley Ave
Orange, CA 92868
(714) 771-6900

Subcontract Laboratory:
Enthalpy - El Dorado Hills
1104 Windfield Way
El Dorado Hills, CA 95762
ATTN: Mark Rein
PO #: Required, to be sent via email

Enthalpy Order: EO-553209
PM: David Tripp
Email: david.tripp@enthalpy.com
CC: incomingreports@enthalpy.com
Phone: 657-581-4710

2602174

4.6 °C

Results Due: Standard TAT (15wd TAT)
Report Level: II
Report To: MDL
EDDs: BLDR:Enthalpy (the normal EDD you send to Orange)

Notes:
CHIQUITA Stormwater - 15wd TAT or less if at all possible. No decanting.

| Sample ID | Collected | Lab ID | # Cont. | Matrix | Analysis Requested | Comment |
|---|---|---|---|---|---|---|
| EAST BASIN - INLET | 16-FEB-2026 11:36 | 553209-001 | 1 | Water | EPA 8290 - 2,3,7,8-TCDD Only | |

| Notes: | Relinquished By: | Received By: |
|---|---|---|
| | [signature] | Kelia Wadsworth Kelia Wadsworth |
| | Date: 2-17-26 16:56 | Date: 02/18/26 1045 |
| | | |
| | Date: | Date: |
| | | |
| | Date: | Date: |

# CoC/Label Reconciliation Report WO# 2602174

| LabNumber | CoC Sample ID | | SampleAlias | Sample Date/Time | | Container | BaseMatrix | Sample Comments |
|---|---|---|---|---|---|---|---|---|
| 2602174-01 | A EAST BASIN - INLET | ☑ (A) | 553209-001 | 16-Feb-26 11:36 | ☑ | Amber Glass NM Bottle, 1L | Aqueous | |

Checkmarks indicate that information on the COC reconciled with the sample label.
Any discrepancies are noted in the following columns.

| CONDITION | Yes | No | NA |
|---|---|---|---|
| Sample Container Intact? | ✓ | | |
| Sample Container(s) Custody Seals Intact? | | | ✓ |
| Custody Seals On Cooler Intact? | | | ✓ |
| Adequate Sample Volume? | ✓ | | |
| Container Type Appropriate for Analysis(es)? | ✓ | | |

Comments: (A) No Backup Volume

Preservation Documented: Na2S2O3 Trizma NH4CH3CO2 (None All) Other

Verifed by/Date: KAW 02/18/26
XAG 02/18/26

Enthalpy Analytical
931 West Barkley Ave
Orange, CA 92868
(714) 771-6900

enthalpy.com

Lab Job Number : 553207
Report Level : II
Report Date : 03/17/2026

**Analytical Report** *prepared for:*

Matt Breuer
Waste Connections
Chiquita Canyon Landfill
29201 Henry Mayo Drive
Castaic, CA 91384

Project: CCLF STORMWATER - Chiquita Canyon Stormwater

*Authorized for release by:*

David Tripp, Project Manager
657-581-4710
david.tripp@enthalpy.com

This data package has been reviewed for technical correctness and completeness. Release of this data has been authorized by the Laboratory Manager or the Manager's designee, as verified by the above signature which applies to this PDF file as well as any associated electronic data deliverable files. The results contained in this report meet all requirements of NELAP and pertain only to those samples which were submitted for analysis. This report may be reproduced only in its entirety.

CA ELAP# 1338, CA ELAP #1338-S1, NELAP# 4038, SCAQMD LAP# 18LA0518, LACSD ID# 10105, ORELAP# 4197

ENTHALPY ANALYTICAL

# Sample Summary

| | | |
|---|---|---|
| Matt Breuer<br>Waste Connections<br>Chiquita Canyon Landfill<br>29201 Henry Mayo Drive<br>Castaic, CA 91384 | Lab Job #:<br>Project No:<br>Location:<br>Date Received: | 553207<br>CCLF STORMWATER<br>Chiquita Canyon Stormwater<br>02/16/26 |

| Sample ID | Lab ID | Collected | Matrix |
|---|---|---|---|
| SOUTH BASIN - WESTERN INLET | 553207-001 | 02/16/26 09:20 | Water |
| SOUTH BASIN - EASTERN INLET | 553207-002 | 02/16/26 09:30 | Water |

# Case Narrative

| | |
|---|---|
| Waste Connections<br>Chiquita Canyon Landfill<br>29201 Henry Mayo Drive<br>Castaic, CA 91384<br>Matt Breuer | Lab Job Number: 553207<br>Project No: CCLF STORMWATER<br>Location: Chiquita Canyon Stormwater<br>Date Received: 02/16/26 |

- This data package contains sample and QC results for two water samples, requested for the above referenced project on 02/17/26. The samples were received in good condition.
- DILUTIONS: Dilutions in this report were performed solely for the purpose of reporting target analytes within method calibration ranges - except where otherwise noted below. See the comment for EPA 8081A.

**Volatile Organics by GC/MS (EPA 8260B):**

- SOUTH BASIN - WESTERN INLET (lab # 553207-001) and SOUTH BASIN - EASTERN INLET (lab # 553207-002) had pH greater than 2.
- No other analytical problems were encountered.

**Semivolatile Organics by GC/MS (EPA 8270E):**

- High responses were observed for 2,4-dinitrotoluene and 2,4,5-trichlorophenol in the CCV analyzed 02/17/26 08:03; affected data was qualified with "b".
- No other analytical problems were encountered.

**Semivolatile Organics by GC/MS (EPA 625.1):**

- Low surrogate recovery was observed for 2-fluorobiphenyl in the BS for batch 395481.
- Low surrogate recoveries were observed for 2-fluorophenol in the BS/BSD for batch 395481.
- Low surrogate recoveries were observed for phenol-d6 in the BS/BSD for batch 395481.
- No other analytical problems were encountered.

**Semivolatile Organics by GC/MS SIM (EPA 8270C-SIM):**

No analytical problems were encountered.

**Pesticides (EPA 8081A):**

- SOUTH BASIN - EASTERN INLET (lab # 553207-002) was diluted due to the dark color of the sample extract.
- No other analytical problems were encountered.

**Total Organic Carbon by IR (SM 5310B):**

No analytical problems were encountered.

**PCBs (EPA 8082):**

- SOUTH BASIN - WESTERN INLET (lab # 553207-001) and SOUTH BASIN - EASTERN INLET (lab # 553207-002) were treated with sulfuric acid to reduce analytical interferences or due to the presence of color.
- No other analytical problems were encountered.

**Metals (EPA 200.7, EPA 200.8, and EPA 245.1):**

- Low recoveries were observed for mercury in the MS/MSD for batch 395489; the parent sample was not a project sample, the LCS was within limits, and the associated RPD was within limits.
- Calcium, potassium, and sodium were detected above the RL in the method blank for batch 395497; these analytes were detected in samples at a level at least 10 times that of the blank.
- No other analytical problems were encountered.

**Ion Chromatography (EPA 300.0):**

- Low recoveries were observed for chloride and fluoride in the MS/MSD for batch 395480; the parent sample was not a project sample, and the LCS was within limits.
- Responses exceeding the instrument's linear range were observed for chloride in the MS/MSD for batch 395480; affected data was qualified with "E".
- No other analytical problems were encountered.

**Conductivity (SM2510B):**
No analytical problems were encountered.

**Total Oil & Grease (HEM) (EPA 1664A):**

- Matrix spikes were not performed for this analysis due to insufficient sample volume.
- No analytical problems were encountered.

**Total Phenolics (EPA 420.1):**
No analytical problems were encountered.

**Alkalinity (SM2320B):**
No analytical problems were encountered.

**Sulfide (SM 4500-S2-D):**
No analytical problems were encountered.

**Total Dissolved Solids (TDS) (SM2540C):**

- High RPD was observed for total dissolved solids in the SDUP of SOUTH BASIN - WESTERN INLET (lab # 553207-001).
- No other analytical problems were encountered.

**Total Suspended Solids (TSS) (SM2540D):**
No analytical problems were encountered.

**Chemical Oxygen Demand (SM5220D):**
No analytical problems were encountered.

**Biochemical Oxygen Demand (SM5210B):**
No analytical problems were encountered.

**Turbidity (SM2130B):**
No analytical problems were encountered.

**Cyanide - Semi-Automated Method (SM 4500-CN-E and SM 4500-CN-E):**
No analytical problems were encountered.

**Coliform - 9221 Tests (SM 9221B and SM 9221F):**
No analytical problems were encountered.

**Ammonia and TKN- Semi-Automated Method (SM 4500-NH3-G):**
No analytical problems were encountered.

**Organophosphorus Pesticides (EPA 8141A):**
Pace Laboratories in Bakersfield, CA performed the analysis (see sublab report section for certifications). Please see the Pace Laboratories case narrative.

**8151A Chlorinated Herbicides (EPA 8151A):**
McCampbell Analytical, Inc. in Pittsburg, CA performed the analysis (NELAP certified). Please see the McCampbell Analytical, Inc. case narrative.

**RSK-175 CO2 (RSK-175):**
McCampbell Analytical, Inc. in Pittsburg, CA performed the analysis (see sublab report section for certifications). Please see the McCampbell Analytical, Inc. case narrative.

**Dioxins & Furans (EPA 8290):**
Enthalpy - El Dorado Hills in El Dorado Hills, CA performed the analysis (see sublab report section for certifications). Please see the Enthalpy - El Dorado Hills case narrative.

ENTHALPY ANALYTICAL

Login 553207

Phone 714-771-6900

# Chain of Custody Record

Lab No: 553207

Page: 1 of 3

## Turn Around Time (rush by advanced notice only)

| | | | | | |
|---|---|---|---|---|---|
| Standard: | | 5 Day: | | 3 Day: | |
| 2 Day: | | 1 Day: | X | Custom TAT: | |

**Matrix:** A = Air S = Soil/Solid W = Water DW = Drinking Wate SD = Sediment PP = Pure Product SEA = Sea Water SW = Swab T = Tissue WP = Wipe O = Other

**Preservatives:** 1 = $Na_2S_2O_3$ 2 = HCl 3 = $HNO_3$ 4 = $H_2SO_4$ 5 = NaOH 6 = Other

**Sample Receipt Temp:** (lab use only)

| CUSTOMER INFORMATION | | PROJECT INFORMATION | |
|---|---|---|---|
| Company: | Chiquita Canyon, LLC | Name: | Stormwater Outlet |
| Report To: | Matt Breuer | Number: | |
| Email: | matthew.breuer@wasteconnection | P.O. #: | |
| Address: | 29201 Henry Mayo Drive | Address: | 29201 Henry Mayo Drive |
| | Castaic, CA 91384 | | Castaic, CA 91384 |
| Phone: | 682-559-3880 | Global ID: | |
| Fax: | | Sampled By: | CH, GA |

| | Sample ID | Sampling Date | Sampling Time | Matrix | Container No. / Size | Pres. | 200.7/200.8 Metals (see comments) | 245.1 Mercury | 4500-CN-E Cyanide | 8081 Pesticides / 8082 PCBs | 8141 Organophosphorous Pesticides | 8151 Herbicides | 8260 VOCs | 8260 Acrolein/Acrylonitrile | 8270C | 8290 2,3,7,8-TCDD | Test Instructions / Comments |
|---|---|---|---|---|---|---|---|---|---|---|---|---|---|---|---|---|---|
| 1 | South Basin - Western Inlet | 02/16/26 | 0920 | W | 31 | 1,2,4,6 | X | X | X | X | X | X | X | X | X | X | Temp: 14.2°C, pH 9.48 |
| 2 | South Basin - Eastern Inlet | 02/16/26 | 0930 | W | 31 | 1,2,4,6 | X | X | X | X | X | X | X | X | X | X | Temp: 14.0°C, pH 8.99 |
| 3 | | | | | | | | | | | | | | | | | |
| 4 | | | | | | | | | | | | | | | | | IR10 |
| 5 | | | | | | | | | | | | | | | | | 3.3/3.5 |
| 6 | | | | | | | | | | | | | | | | | 4.4/4.6 |
| 7 | | | | | | | | | | | | | | | | | 4.3/4.5 |
| 8 | | | | | | | | | | | | | | | | | 5.4/5.6 |
| 9 | | | | | | | | | | | | | | | | | |
| 10 | | | | | | | | | | | | | | | | | |

**Analysis Request**

**Test Instructions / Comments**

**200.8 - Ag, As, B, Ba, Be, Cd, Co, Cr, Cu, Ni, Mn, Pb, Sb, Se, Sn, Tl, V, Zn**
**200.7 - Fe, Ca, K, Mg, Na**

**Additional email recipients:**
**matt.breuer@wasteconnections.com**
**stormwater@wasteconnections.com**
**tmb@swteng.com**
**aav@swteng.com**

**Direct invoices to:**
**Maribel Bolanos**
**(661) 257-3665**

| | Signature | Print Name | Company / Title | Date / Time |
|---|---|---|---|---|
| [1] Relinquished By: | | G Alvarado | CTRI | 2/16/26 17:20 |
| [1] Received By: | | Michael Kyhnen | EA | 2/16/26 1720 |
| [2] Relinquished By: | | | | |
| [2] Received By: | | | | |
| [3] Relinquished By: | | | | |
| [3] Received By: | | | | |

# ENTHALPY ANALYTICAL

## Chain of Custody Record

Lab No:

Page: 2 of 3

| Turn Around Time (rush by advanced notice only) | | | | | |
|---|---|---|---|---|---|
| Standard: | | 5 Day: | | 3 Day: | |
| 2 Day: | | 1 Day: | X | Custom TAT: | |


**Enthalpy Analytical - Orange**

931 W. Barkley Avenue, Orange, CA 92868

Phone 714-771-6900


**Matrix:** A = Air S = Soil/Solid W = Water DW = Drinking Wate SD = Sediment PP = Pure Product SEA = Sea Water SW = Swab T = Tissue WP = Wipe O = Other

**Preservatives:** 1 = $Na_2S_2O_3$ 2 = HCl 3 = $HNO_3$ 4 = $H_2SO_4$ 5 = NaOH 6 = Other

**Sample Receipt Temp:** (lab use only)

| CUSTOMER INFORMATION | | PROJECT INFORMATION | |
|---|---|---|---|
| Company: | Chiquita Canyon, LLC | Name: | Stormwater Outlet |
| Report To: | Kate Logan | Number: | |
| Email: | kate.logan@wasteconnections.com | P.O. #: | |
| Address: | 29201 Henry Mayo Drive | Address: | 29201 Henry Mayo Drive |
| | Castaic, CA 91384 | | Castaic, CA 91384 |
| Phone: | 682-559-3880 | Global ID: | |
| Fax: | | Sampled By: | GA, CH |

| | Sample ID | Sampling Date | Sampling Time | Matrix | Container No. / Size | Pres. | SM4500-S2-D Total Sulfide | 420.1 Total Phenolics | 1664A Oil and Grease | 9221B Tota Coliform | 9221F E. Coli | 300.0 Cl, Br, Fl, NO3, NO2, SO4 | 2540D TSS | 5310B TOC | 8270 SIM 1,4-Dioxane | SM2320B Alkalinity | Test Instructions / Comments |
|---|---|---|---|---|---|---|---|---|---|---|---|---|---|---|---|---|---|
| 1 | South Basin - Western Inlet | 02/16/26 | 0920 | W | 31 | 1,2,4,6 | X | X | X | X | X | X | X | X | X | X | Temp: 14.2°C, pH 9.48 |
| 2 | South Basin - Eastern Inlet | 02/16/26 | 0930 | W | 31 | 1,2,4,6 | X | X | X | X | X | X | X | X | X | X | Temp: 14.0°C, pH 8.99 |
| 3 | | | | | | | | | | | | | | | | | |
| 4 | | | | | | | | | | | | | | | | | |
| 5 | | | | | | | | | | | | | | | | | |
| 6 | | | | | | | | | | | | | | | | | |
| 7 | | | | | | | | | | | | | | | | | |
| 8 | | | | | | | | | | | | | | | | | |
| 9 | | | | | | | | | | | | | | | | | |
| 10 | | | | | | | | | | | | | | | | | |

**Additional email recipients:**
matt.breuer@wasteconnections.com
stormwater@wasteconnections.com
tmb@swteng.com
aav@swteng.com

**Direct invoices to:**
Maribel Bolanos
(661) 257-3665

| | Signature | Print Name | Company / Title | Date / Time |
|---|---|---|---|---|
| [1] Relinquished By: | | G. Anderson | CRH | 2/16/26 17:20 |
| [1] Received By: | | Michael Kryuen | EA | 2/16/26 1720 |
| [2] Relinquished By: | | | | |
| [2] Received By: | | | | |
| [3] Relinquished By: | | | | |
| [3] Received By: | | | | |

# ENTHALPY ANALYTICAL

## Chain of Custody Record

Lab No:

Page: 3 of 3

| Turn Around Time (rush by advanced notice only) | | | | | |
|---|---|---|---|---|---|
| Standard: | | 5 Day: | | 3 Day: | |
| 2 Day: | | 1 Day: | X | Custom TAT: | |


**Enthalpy Analytical - Orange**

931 W. Barkley Avenue, Orange, CA 92868

Phone 714-771-6900


**Matrix:** A = Air S = Soil/Solid W = Water DW = Drinking Wate SD = Sediment PP = Pure Product SEA = Sea Water SW = Swab T = Tissue WP = Wipe O = Other

**Preservatives:** 1 = $Na_2S_2O_3$ 2 = HCl 3 = $HNO_3$ 4 = $H_2SO_4$ 5 = NaOH 6 = Other

**Sample Receipt Temp:** (lab use only)

| CUSTOMER INFORMATION | | PROJECT INFORMATION | |
|---|---|---|---|
| Company: | Chiquita Canyon, LLC | Name: | Stormwater Outlet |
| Report To: | Kate Logan | Number: | |
| Email: | kate.logan@wasteconnections.com | P.O. #: | |
| Address: | 29201 Henry Mayo Drive | Address: | 29201 Henry Mayo Drive |
| | Castaic, CA 91384 | | Castaic, CA 91384 |
| Phone: | 682-559-3880 | Global ID: | |
| Fax: | | Sampled By: | GA, CH |

| | Sample ID | Sampling Date | Sampling Time | Matrix | Container No. / Size | Pres. | SM5220D Chemical Oxygen Demand | SM2510B Specific Conductance | RSK-175 Carbon Dioxide | 2540E TDS | SM2130B Turbidity | 350.1 Ammonia | 625.1 - See Comments | 625.1 Alpha-Terpineol | SM5210B BOD | | Test Instructions / Comments |
|---|---|---|---|---|---|---|---|---|---|---|---|---|---|---|---|---|---|
| 1 | South Basin - Western Inlet | 02/16/26 | 0920 | W | 31 | 1,2,4,6 | X | X | X | X | X | X | X | X | X | | Temp: 14.2°C, pH 9.48 |
| 2 | South Basin - Eastern Inlet | 02/16/26 | 0930 | W | 31 | 1,2,4,6 | X | X | X | X | X | X | X | X | X | | Temp: 14.0°C, pH 8.99 |
| 3 | | | | | | | | | | | | | | | | | |
| 4 | | | | | | | | | | | | | | | | | |
| 5 | | | | | | | | | | | | | | | | | |
| 6 | | | | | | | | | | | | | | | | | |
| 7 | | | | | | | | | | | | | | | | | |
| 8 | | | | | | | | | | | | | | | | | |
| 9 | | | | | | | | | | | | | | | | | |
| 10 | | | | | | | | | | | | | | | | | |

**Analysis Request**

**Test Instructions / Comments**

**625.1 - Benzoic Acid, Pyridine, Phenol, 2-methylphenol, 3,4-methylphenol, Cresol, Naphthalene, alpha-terpineol**

**Additional email recipients:**
**matt.breuer@wasteconnections.com**
**stormwater@wasteconnections.com**
**tmb@swteng.com**
**aav@swteng.com**

**Direct invoices to:**
**Maribel Bolanos**
**(661) 257-3665**

| | Signature | Print Name | Company / Title | Date / Time |
|---|---|---|---|---|
| [1] Relinquished By: | | G Alvarenga | GEA | 2/16/26 17:0 |
| [1] Received By: | | Michael Kayes | EA | 2/16/26 1720 |
| [2] Relinquished By: | | | | |
| [2] Received By: | | | | |
| [3] Relinquished By: | | | | |
| [3] Received By: | | | | |

# SAMPLE RECEIPT CHECKLIST

**Section 1: General Info**

Date Received: 2-16-26 WO# 553207 Client: Waste Connections

**Section 2: Shipping / Custody** **Are custody seals present?** ☐ Yes ☒ No

Custody seals intact on arrival? ■ N/A ☐ Yes ☐ No ☐ On cooler / box ☐ On samples

☐ Courier ■ Walk-In ☐ Field Sampling ☐ Shipping Info: _____

**Section 3a: Condition / Packaging** ☐ **Outside 0.0 - 6.0°C (0.0 - 10.0°C for microbiology) (PM notified)**

Date Opened 2-16-26 By (initials) MSK Type of ice used: ■ Wet ☐ Blue/Gel ☐ None

☐ Samples received on ice directly from the field; cooling process had begun. (if checked, skip temperatures)

☐ Sample matrix doesn't require cooling (e.g. air, bulk PCB). (if checked, skip temperatures)

If no cooler: Observed/Adjusted Temp (°C): ____/____ Thermometer/IR Gun: IR 10 CF: +0.2

Cooler Temp (°C) #1: 3.3 / 3.5 #2: 4.4 / 4.6 #3: 4.3 / 4.5 #4: 5.4 / 5.6 #5: ____/____ #6: ____/____

**Section 3b: Microbiology Samples** ■ **No microbiology samples submitted (skip 3b)**

☐ Within temp range 0.0 - 10.0°C or received on ice directly from field.

☐ Adequate headspace for microbiology analysis.

**Section 3c: Air Samples** ■ **No air samples submitted (skip 3c)**

☐ 1.4L Canisters ☐ 6L Canisters ☐ Tedlar Bags ☐ MCE Cassettes ☐ Sorbent Tubes ☐ Other_____

| **Section 4: Containers / Labels / Samples** | YES | NO | N/A |
|---|---|---|---|
| 1) Were custody papers present, filled properly, and legible? | X | | |
| 2) Is the sampler's name present on the CoC? | X | | |
| 3) Were containers received in good condition (unbroken / unopened / uncompromised)? | X | | |
| 4) Were the samples bagged? (required for microbiology samples; recommended for soil samples) | X | | |
| 5) Were all of, and only, the correct samples received? | X | | |
| 6) Are sample labels present, legible, and in agreement with the CoC? | X | | |
| 7) Does the container count match the CoC? | X | | |
| 8) Was sufficient sample volume / mass received for the analyses requested? | X | | |
| 9) Were samples received in proper containers for the analyses requested? | X | | |
| 10) Were samples received with > 1/2 holding time remaining? | X | | |
| 11) Are samples properly preserved as indicated by CoC / labels? | X | | |
| 12) Unpreserved VOAs received - If necessary, was the hold time changed in LIMS? | | | X |
| 13) Are VOA vials free from headspace/bubbles > 6mm? | ✓ | | |

**Section 5: Explanations / Comments**

(If no comments are made, then no discrepancies noted.)

☐ **No additional discrepancies**

**Date Logged** 2-16-26 **By (print)** MSK **(sign)** _____

**Date Labeled** 2-16-26 **By (print)** MSK **(sign)** _____

ENTHALPY ANALYTICAL

# Analysis Results for 553207

Matt Breuer
Waste Connections
Chiquita Canyon Landfill
29201 Henry Mayo Drive
Castaic, CA 91384

Lab Job #: 553207
Project No: CCLF STORMWATER
Location: Chiquita Canyon Stormwater
Date Received: 02/16/26

**Sample ID:** SOUTH BASIN - WESTERN INLET | **Lab ID:** 553207-001 | **Matrix:** Water | **Collected:** 02/16/26 09:20

| 553207-001 Analyte | Result | Qual | Units | RL | MDL | DF | Batch | Prepared | Analyzed | Chemist |
|---|---|---|---|---|---|---|---|---|---|---|
| Method: EPA 1664A<br>Prep Method: METHOD | | | | | | | | | | |
| Total Oil and Grease | **1.9** | J | mg/L | 5.2 | 1.0 | 1 | 395496 | 02/17/26 | 02/18/26 | TTL |
| Method: EPA 200.7<br>Prep Method: EPA 3015A | | | | | | | | | | |
| Calcium | **140** | | mg/L | 0.10 | 0.0095 | 1 | 395497 | 02/17/26 | 02/17/26 | SBW |
| Iron | **49** | | mg/L | 0.50 | 0.17 | 10 | 395627 | 02/18/26 | 02/18/26 | SBW |
| Magnesium | **48** | | mg/L | 0.10 | 0.017 | 1 | 395497 | 02/17/26 | 02/17/26 | SBW |
| Potassium | **25** | | mg/L | 0.50 | 0.20 | 1 | 395497 | 02/17/26 | 02/17/26 | SBW |
| Sodium | **34** | | mg/L | 0.50 | 0.017 | 1 | 395497 | 02/17/26 | 02/17/26 | SBW |
| Method: EPA 200.8<br>Prep Method: EPA 3015A | | | | | | | | | | |
| Antimony | ND | | ug/L | 2.0 | 1.0 | 1 | 395533 | 02/17/26 | 02/18/26 | KCD |
| Arsenic | **19** | | ug/L | 2.0 | 0.27 | 1 | 395533 | 02/17/26 | 02/18/26 | KCD |
| Barium | **820** | | ug/L | 50 | 4.4 | 10 | 395533 | 02/17/26 | 02/17/26 | KCD |
| Beryllium | **3.9** | | ug/L | 1.0 | 0.060 | 1 | 395533 | 02/17/26 | 02/18/26 | KCD |
| Boron | **100** | | ug/L | 100 | 77 | 10 | 395533 | 02/17/26 | 02/17/26 | KCD |
| Cadmium | **1.0** | | ug/L | 1.0 | 0.072 | 1 | 395533 | 02/17/26 | 02/18/26 | KCD |
| Chromium | **110** | | ug/L | 5.0 | 0.43 | 1 | 395533 | 02/17/26 | 02/18/26 | KCD |
| Cobalt | **47** | | ug/L | 1.0 | 0.090 | 1 | 395533 | 02/17/26 | 02/18/26 | KCD |
| Copper | **97** | | ug/L | 3.0 | 0.96 | 1 | 395533 | 02/17/26 | 02/18/26 | KCD |
| Lead | **71** | | ug/L | 5.0 | 0.23 | 1 | 395533 | 02/17/26 | 02/18/26 | KCD |
| Manganese | **1,900** | | ug/L | 100 | 38 | 10 | 395533 | 02/17/26 | 02/17/26 | KCD |
| Nickel | **90** | | ug/L | 5.0 | 1.3 | 1 | 395533 | 02/17/26 | 02/18/26 | KCD |
| Selenium | **6.2** | | ug/L | 4.0 | 1.9 | 1 | 395533 | 02/17/26 | 02/18/26 | KCD |
| Silver | ND | | ug/L | 5.0 | 0.37 | 1 | 395533 | 02/17/26 | 02/18/26 | KCD |
| Thallium | **1.2** | | ug/L | 1.0 | 0.25 | 1 | 395533 | 02/17/26 | 02/18/26 | KCD |
| Tin | ND | | ug/L | 5.0 | 1.5 | 1 | 395533 | 02/17/26 | 02/18/26 | KCD |
| Vanadium | **170** | | ug/L | 5.0 | 0.36 | 1 | 395533 | 02/17/26 | 02/18/26 | KCD |
| Zinc | **380** | | ug/L | 10 | 7.6 | 1 | 395533 | 02/17/26 | 02/18/26 | KCD |
| Method: EPA 245.1<br>Prep Method: EPA 245.1 | | | | | | | | | | |
| Mercury | **0.29** | J | ug/L | 0.40 | 0.091 | 1 | 395489 | 02/17/26 | 02/17/26 | MLL |
| Method: EPA 300.0<br>Prep Method: METHOD | | | | | | | | | | |
| Fluoride | **0.17** | J | mg/L | 0.20 | 0.062 | 1 | 395480 | 02/17/26 08:39 | 02/17/26 11:40 | SSN |
| Chloride | **30** | | mg/L | 1.0 | 0.27 | 1 | 395480 | 02/17/26 08:39 | 02/17/26 11:40 | SSN |
| Nitrogen, Nitrite | **0.02** | J | mg/L | 0.10 | 0.01 | 1 | 395480 | 02/17/26 08:39 | 02/17/26 11:40 | SSN |



Results for any subcontracted analyses are not included in this section.

ENTHALPY ANALYTICAL

# Analysis Results for 553207

| 553207-001 Analyte | Result | Qual | Units | RL | MDL | DF | Batch | Prepared | Analyzed | Chemist |
|---|---|---|---|---|---|---|---|---|---|---|
| Bromide | ND | | mg/L | 0.30 | 0.049 | 1 | 395480 | 02/17/26 08:39 | 02/17/26 11:40 | SSN |
| Nitrogen, Nitrate | **0.37** | | mg/L | 0.10 | 0.05 | 1 | 395480 | 02/17/26 08:39 | 02/17/26 11:40 | SSN |
| Sulfate | **63** | | mg/L | 1.0 | 0.26 | 1 | 395480 | 02/17/26 08:39 | 02/17/26 11:40 | SSN |
| Method: EPA 350.1<br>Prep Method: METHOD | | | | | | | | | | |
| Ammonia-N | **0.15** | | mg/L | 0.10 | 0.068 | 1 | 395490 | 02/17/26 | 02/17/26 | JAK |
| Method: EPA 420.1<br>Prep Method: METHOD | | | | | | | | | | |
| Total Phenolics | ND | | mg/L | 0.010 | 0.0056 | 1 | 395514 | 02/17/26 | 02/17/26 | LVL |
| Method: EPA 625.1<br>Prep Method: EPA 3510C | | | | | | | | | | |
| Benzoic acid | ND | | ug/L | 50 | 11 | 1 | 395481 | 02/17/26 | 02/17/26 | MSS |
| 2-Methylphenol | ND | | ug/L | 10 | 3.2 | 1 | 395481 | 02/17/26 | 02/17/26 | MSS |
| Pyridine | ND | | ug/L | 10 | 2.8 | 1 | 395481 | 02/17/26 | 02/17/26 | MSS |
| Phenol | ND | | ug/L | 10 | 2.1 | 1 | 395481 | 02/17/26 | 02/17/26 | MSS |
| Naphthalene | ND | | ug/L | 10 | 3.6 | 1 | 395481 | 02/17/26 | 02/17/26 | MSS |
| 3-,4-Methylphenol | ND | | ug/L | 10 | 3.0 | 1 | 395481 | 02/17/26 | 02/17/26 | MSS |
| Cresol | ND | | ug/L | 10 | | 1 | 395481 | 02/17/26 | 02/17/26 | MSS |
| a-Terpineol | ND | | ug/L | 10 | 2.1 | 1 | 395481 | 02/17/26 | 02/17/26 | ZFA |
| **Surrogates** | | | | **Limits** | | | | | | |
| 2-Fluorophenol | 47% | | %REC | 36-95 | | 1 | 395481 | 02/17/26 | 02/17/26 | MSS |
| Phenol-d6 | 35% | | %REC | 28-82 | | 1 | 395481 | 02/17/26 | 02/17/26 | MSS |
| 2,4,6-Tribromophenol | 66% | | %REC | 61-140 | | 1 | 395481 | 02/17/26 | 02/17/26 | MSS |
| Nitrobenzene-d5 | 73% | | %REC | 48-123 | | 1 | 395481 | 02/17/26 | 02/17/26 | MSS |
| 2-Fluorobiphenyl | 57% | | %REC | 51-105 | | 1 | 395481 | 02/17/26 | 02/17/26 | MSS |
| Terphenyl-d14 | 69% | | %REC | 65-117 | | 1 | 395481 | 02/17/26 | 02/17/26 | MSS |
| Method: EPA 8081A<br>Prep Method: EPA 3510C | | | | | | | | | | |
| alpha-BHC | ND | | ug/L | 0.05 | 0.01 | 0.98 | 395557 | 02/17/26 | 03/09/26 | HQN |
| beta-BHC | ND | | ug/L | 0.05 | 0.01 | 0.98 | 395557 | 02/17/26 | 03/09/26 | HQN |
| gamma-BHC | ND | | ug/L | 0.05 | 0.009 | 0.98 | 395557 | 02/17/26 | 03/09/26 | HQN |
| delta-BHC | ND | | ug/L | 0.05 | 0.01 | 0.98 | 395557 | 02/17/26 | 03/09/26 | HQN |
| Heptachlor | ND | | ug/L | 0.05 | 0.01 | 0.98 | 395557 | 02/17/26 | 03/09/26 | HQN |
| Aldrin | ND | | ug/L | 0.05 | 0.01 | 0.98 | 395557 | 02/17/26 | 03/09/26 | HQN |
| Heptachlor epoxide | ND | | ug/L | 0.05 | 0.01 | 0.98 | 395557 | 02/17/26 | 03/09/26 | HQN |
| Endosulfan I | ND | | ug/L | 0.05 | 0.01 | 0.98 | 395557 | 02/17/26 | 03/09/26 | HQN |
| Dieldrin | ND | | ug/L | 0.1 | 0.01 | 0.98 | 395557 | 02/17/26 | 03/09/26 | HQN |
| 4,4'-DDE | ND | | ug/L | 0.1 | 0.04 | 0.98 | 395557 | 02/17/26 | 03/09/26 | HQN |
| Endrin | ND | | ug/L | 0.1 | 0.01 | 0.98 | 395557 | 02/17/26 | 03/09/26 | HQN |
| Endosulfan II | ND | | ug/L | 0.1 | 0.02 | 0.98 | 395557 | 02/17/26 | 03/09/26 | HQN |
| Endosulfan sulfate | ND | | ug/L | 0.1 | 0.01 | 0.98 | 395557 | 02/17/26 | 03/09/26 | HQN |
| 4,4'-DDD | ND | | ug/L | 0.1 | 0.03 | 0.98 | 395557 | 02/17/26 | 03/09/26 | HQN |
| Endrin aldehyde | ND | | ug/L | 0.1 | 0.04 | 0.98 | 395557 | 02/17/26 | 03/09/26 | HQN |
| Endrin ketone | ND | | ug/L | 0.1 | 0.03 | 0.98 | 395557 | 02/17/26 | 03/09/26 | HQN |
| 4,4'-DDT | ND | | ug/L | 0.1 | 0.08 | 0.98 | 395557 | 02/17/26 | 03/09/26 | HQN |
| Methoxychlor | ND | | ug/L | 0.1 | 0.04 | 0.98 | 395557 | 02/17/26 | 03/09/26 | HQN |
| Toxaphene | ND | | ug/L | 2.0 | 0.4 | 0.98 | 395557 | 02/17/26 | 03/09/26 | HQN |
| Chlordane (Technical) | **0.5** | J | ug/L | 1.0 | 0.2 | 0.98 | 395557 | 02/17/26 | 03/09/26 | HQN |
| **Surrogates** | | | | **Limits** | | | | | | |



Results for any subcontracted analyses are not included in this section.

ENTHALPY ANALYTICAL

# Analysis Results for 553207

| 553207-001 Analyte | Result | Qual | Units | RL | MDL | DF | Batch | Prepared | Analyzed | Chemist |
|---|---|---|---|---|---|---|---|---|---|---|
| TCMX | 72% | | %REC | 29-120 | | 0.98 | 395557 | 02/17/26 | 03/09/26 | HQN |
| Decachlorobiphenyl | 73% | | %REC | 33-132 | | 0.98 | 395557 | 02/17/26 | 03/09/26 | HQN |
| Method: EPA 8082<br>Prep Method: EPA 3510C | | | | | | | | | | |
| Aroclor-1016 | ND | | ug/L | 0.49 | 0.30 | 0.98 | 395557 | 02/17/26 | 02/18/26 | HQN |
| Aroclor-1221 | ND | | ug/L | 0.49 | 0.46 | 0.98 | 395557 | 02/17/26 | 02/18/26 | HQN |
| Aroclor-1232 | ND | | ug/L | 0.49 | 0.26 | 0.98 | 395557 | 02/17/26 | 02/18/26 | HQN |
| Aroclor-1242 | ND | | ug/L | 0.49 | 0.28 | 0.98 | 395557 | 02/17/26 | 02/18/26 | HQN |
| Aroclor-1248 | ND | | ug/L | 0.49 | 0.23 | 0.98 | 395557 | 02/17/26 | 02/18/26 | HQN |
| Aroclor-1254 | ND | | ug/L | 0.49 | 0.26 | 0.98 | 395557 | 02/17/26 | 02/18/26 | HQN |
| Aroclor-1260 | ND | | ug/L | 0.49 | 0.32 | 0.98 | 395557 | 02/17/26 | 02/18/26 | HQN |
| Aroclor-1262 | ND | | ug/L | 0.49 | 0.29 | 0.98 | 395557 | 02/17/26 | 02/18/26 | HQN |
| Aroclor-1268 | ND | | ug/L | 0.49 | 0.25 | 0.98 | 395557 | 02/17/26 | 02/18/26 | HQN |
| **Surrogates** | | | | **Limits** | | | | | | |
| Decachlorobiphenyl (PCB) | 74% | | %REC | 28-138 | | 0.98 | 395557 | 02/17/26 | 02/18/26 | HQN |
| Method: EPA 8260B<br>Prep Method: EPA 5030B | | | | | | | | | | |
| Carbon Disulfide | ND | | ug/L | 5.0 | 0.1 | 1 | 395486 | 02/17/26 | 02/17/26 | TCN |
| Chloroprene | ND | | ug/L | 200 | 2.7 | 1 | 395486 | 02/17/26 | 02/17/26 | TCN |
| 3-Chloropropene | ND | | ug/L | 5.0 | 0.2 | 1 | 395486 | 02/17/26 | 02/17/26 | TCN |
| Ethyl methacrylate | ND | | ug/L | 50 | 3.9 | 1 | 395486 | 02/17/26 | 02/17/26 | TCN |
| Ethanol | ND | | ug/L | 500 | 160 | 1 | 395486 | 02/17/26 | 02/17/26 | TCN |
| 2-Hexanone | ND | | ug/L | 5.0 | 1.3 | 1 | 395486 | 02/17/26 | 02/17/26 | TCN |
| Isopropanol (IPA) | ND | | ug/L | 200 | 96 | 1 | 395486 | 02/17/26 | 02/17/26 | TCN |
| Methyl acrylonitrile | ND | | ug/L | 35 | 4.2 | 1 | 395486 | 02/17/26 | 02/17/26 | TCN |
| Vinyl Acetate | ND | | ug/L | 50 | 3.2 | 1 | 395486 | 02/17/26 | 02/17/26 | TCN |
| Acrolein | ND | | ug/L | 200 | 2.6 | 1 | 395486 | 02/17/26 | 02/17/26 | TCN |
| Acrylonitrile | ND | | ug/L | 10 | 0.7 | 1 | 395486 | 02/17/26 | 02/17/26 | TCN |
| Freon 12 | ND | | ug/L | 5.0 | 0.2 | 1 | 395486 | 02/17/26 | 02/17/26 | TCN |
| Chloromethane | ND | | ug/L | 5.0 | 0.09 | 1 | 395486 | 02/17/26 | 02/17/26 | TCN |
| Vinyl Chloride | ND | | ug/L | 5.0 | 0.1 | 1 | 395486 | 02/17/26 | 02/17/26 | TCN |
| Bromomethane | ND | | ug/L | 5.0 | 0.1 | 1 | 395486 | 02/17/26 | 02/17/26 | TCN |
| Chloroethane | ND | | ug/L | 5.0 | 0.1 | 1 | 395486 | 02/17/26 | 02/17/26 | TCN |
| Trichlorofluoromethane | ND | | ug/L | 5.0 | 0.1 | 1 | 395486 | 02/17/26 | 02/17/26 | TCN |
| Iodomethane | ND | | ug/L | 5.0 | | 1 | 395486 | 02/17/26 | 02/17/26 | TCN |
| Acetone | **20** | J | ug/L | 100 | 14 | 1 | 395486 | 02/17/26 | 02/17/26 | TCN |
| Freon 113 | ND | | ug/L | 5.0 | 0.1 | 1 | 395486 | 02/17/26 | 02/17/26 | TCN |
| 1,1-Dichloroethene | ND | | ug/L | 5.0 | 0.1 | 1 | 395486 | 02/17/26 | 02/17/26 | TCN |
| Methylene Chloride | ND | | ug/L | 10 | 0.2 | 1 | 395486 | 02/17/26 | 02/17/26 | TCN |
| MTBE | ND | | ug/L | 5.0 | 0.1 | 1 | 395486 | 02/17/26 | 02/17/26 | TCN |
| trans-1,2-Dichloroethene | ND | | ug/L | 5.0 | 0.1 | 1 | 395486 | 02/17/26 | 02/17/26 | TCN |
| 1,1-Dichloroethane | ND | | ug/L | 5.0 | 0.09 | 1 | 395486 | 02/17/26 | 02/17/26 | TCN |
| 2-Butanone | **11** | | ug/L | 10 | 1.3 | 1 | 395486 | 02/17/26 | 02/17/26 | TCN |
| cis-1,2-Dichloroethene | ND | | ug/L | 5.0 | 0.1 | 1 | 395486 | 02/17/26 | 02/17/26 | TCN |
| 2,2-Dichloropropane | ND | | ug/L | 5.0 | 0.2 | 1 | 395486 | 02/17/26 | 02/17/26 | TCN |
| Chloroform | ND | | ug/L | 5.0 | 0.08 | 1 | 395486 | 02/17/26 | 02/17/26 | TCN |
| Bromochloromethane | ND | | ug/L | 5.0 | 0.1 | 1 | 395486 | 02/17/26 | 02/17/26 | TCN |
| 1,1,1-Trichloroethane | ND | | ug/L | 5.0 | 0.1 | 1 | 395486 | 02/17/26 | 02/17/26 | TCN |
| 1,1-Dichloropropene | ND | | ug/L | 5.0 | 0.1 | 1 | 395486 | 02/17/26 | 02/17/26 | TCN |
| Carbon Tetrachloride | ND | | ug/L | 5.0 | 0.1 | 1 | 395486 | 02/17/26 | 02/17/26 | TCN |
| 1,2-Dichloroethane | ND | | ug/L | 5.0 | 0.2 | 1 | 395486 | 02/17/26 | 02/17/26 | TCN |



Results for any subcontracted analyses are not included in this section.

ENTHALPY ANALYTICAL

# Analysis Results for 553207

| 553207-001 Analyte | Result | Qual | Units | RL | MDL | DF | Batch | Prepared | Analyzed | Chemist |
|---|---|---|---|---|---|---|---|---|---|---|
| Benzene | ND | | ug/L | 1.0 | 0.1 | 1 | 395486 | 02/17/26 | 02/17/26 | TCN |
| Trichloroethene | ND | | ug/L | 5.0 | 0.1 | 1 | 395486 | 02/17/26 | 02/17/26 | TCN |
| 1,2-Dichloropropane | ND | | ug/L | 5.0 | 0.09 | 1 | 395486 | 02/17/26 | 02/17/26 | TCN |
| Bromodichloromethane | ND | | ug/L | 5.0 | 0.07 | 1 | 395486 | 02/17/26 | 02/17/26 | TCN |
| Dibromomethane | ND | | ug/L | 5.0 | 0.1 | 1 | 395486 | 02/17/26 | 02/17/26 | TCN |
| 4-Methyl-2-Pentanone | ND | | ug/L | 5.0 | 1.0 | 1 | 395486 | 02/17/26 | 02/17/26 | TCN |
| cis-1,3-Dichloropropene | ND | | ug/L | 5.0 | 0.1 | 1 | 395486 | 02/17/26 | 02/17/26 | TCN |
| Toluene | ND | | ug/L | 5.0 | 0.1 | 1 | 395486 | 02/17/26 | 02/17/26 | TCN |
| trans-1,3-Dichloropropene | ND | | ug/L | 5.0 | 0.09 | 1 | 395486 | 02/17/26 | 02/17/26 | TCN |
| 1,1,2-Trichloroethane | ND | | ug/L | 5.0 | 0.1 | 1 | 395486 | 02/17/26 | 02/17/26 | TCN |
| 1,3-Dichloropropane | ND | | ug/L | 5.0 | 0.07 | 1 | 395486 | 02/17/26 | 02/17/26 | TCN |
| Tetrachloroethene | ND | | ug/L | 5.0 | 0.2 | 1 | 395486 | 02/17/26 | 02/17/26 | TCN |
| Dibromochloromethane | ND | | ug/L | 5.0 | 0.1 | 1 | 395486 | 02/17/26 | 02/17/26 | TCN |
| 1,2-Dibromoethane | ND | | ug/L | 5.0 | 0.1 | 1 | 395486 | 02/17/26 | 02/17/26 | TCN |
| Chlorobenzene | ND | | ug/L | 5.0 | 0.1 | 1 | 395486 | 02/17/26 | 02/17/26 | TCN |
| 1,1,1,2-Tetrachloroethane | ND | | ug/L | 5.0 | 0.07 | 1 | 395486 | 02/17/26 | 02/17/26 | TCN |
| Ethylbenzene | ND | | ug/L | 5.0 | 0.1 | 1 | 395486 | 02/17/26 | 02/17/26 | TCN |
| m,p-Xylenes | ND | | ug/L | 5.0 | 0.2 | 1 | 395486 | 02/17/26 | 02/17/26 | TCN |
| o-Xylene | ND | | ug/L | 5.0 | 0.1 | 1 | 395486 | 02/17/26 | 02/17/26 | TCN |
| Styrene | ND | | ug/L | 5.0 | 0.1 | 1 | 395486 | 02/17/26 | 02/17/26 | TCN |
| Bromoform | ND | | ug/L | 5.0 | 0.06 | 1 | 395486 | 02/17/26 | 02/17/26 | TCN |
| Isopropylbenzene | ND | | ug/L | 5.0 | 0.1 | 1 | 395486 | 02/17/26 | 02/17/26 | TCN |
| 1,1,2,2-Tetrachloroethane | ND | | ug/L | 5.0 | 0.1 | 1 | 395486 | 02/17/26 | 02/17/26 | TCN |
| 1,2,3-Trichloropropane | ND | | ug/L | 5.0 | 0.3 | 1 | 395486 | 02/17/26 | 02/17/26 | TCN |
| Propylbenzene | ND | | ug/L | 5.0 | 0.1 | 1 | 395486 | 02/17/26 | 02/17/26 | TCN |
| Bromobenzene | ND | | ug/L | 5.0 | 0.1 | 1 | 395486 | 02/17/26 | 02/17/26 | TCN |
| 1,3,5-Trimethylbenzene | ND | | ug/L | 5.0 | 0.1 | 1 | 395486 | 02/17/26 | 02/17/26 | TCN |
| 2-Chlorotoluene | ND | | ug/L | 5.0 | 0.1 | 1 | 395486 | 02/17/26 | 02/17/26 | TCN |
| 4-Chlorotoluene | ND | | ug/L | 5.0 | 0.2 | 1 | 395486 | 02/17/26 | 02/17/26 | TCN |
| tert-Butylbenzene | ND | | ug/L | 5.0 | 0.1 | 1 | 395486 | 02/17/26 | 02/17/26 | TCN |
| 1,2,4-Trimethylbenzene | ND | | ug/L | 5.0 | 0.1 | 1 | 395486 | 02/17/26 | 02/17/26 | TCN |
| sec-Butylbenzene | ND | | ug/L | 5.0 | 0.2 | 1 | 395486 | 02/17/26 | 02/17/26 | TCN |
| para-Isopropyl Toluene | ND | | ug/L | 5.0 | 0.2 | 1 | 395486 | 02/17/26 | 02/17/26 | TCN |
| 1,3-Dichlorobenzene | ND | | ug/L | 5.0 | 0.1 | 1 | 395486 | 02/17/26 | 02/17/26 | TCN |
| 1,4-Dichlorobenzene | ND | | ug/L | 5.0 | 0.2 | 1 | 395486 | 02/17/26 | 02/17/26 | TCN |
| n-Butylbenzene | ND | | ug/L | 5.0 | 0.1 | 1 | 395486 | 02/17/26 | 02/17/26 | TCN |
| 1,2-Dichlorobenzene | ND | | ug/L | 5.0 | 0.1 | 1 | 395486 | 02/17/26 | 02/17/26 | TCN |
| 1,2-Dibromo-3-Chloropropane | ND | | ug/L | 5.0 | 0.6 | 1 | 395486 | 02/17/26 | 02/17/26 | TCN |
| 1,2,4-Trichlorobenzene | ND | | ug/L | 5.0 | 0.3 | 1 | 395486 | 02/17/26 | 02/17/26 | TCN |
| Hexachlorobutadiene | ND | | ug/L | 5.0 | 0.3 | 1 | 395486 | 02/17/26 | 02/17/26 | TCN |
| 1,2,3-Trichlorobenzene | ND | | ug/L | 5.0 | 0.3 | 1 | 395486 | 02/17/26 | 02/17/26 | TCN |
| cis-1,4-Dichloro-2-butene | ND | | ug/L | 5.0 | 0.3 | 1 | 395486 | 02/17/26 | 02/17/26 | TCN |
| trans-1,4-Dichloro-2-butene | ND | | ug/L | 5.0 | 0.3 | 1 | 395486 | 02/17/26 | 02/17/26 | TCN |
| Xylene (total) | ND | | ug/L | 5.0 | | 1 | 395486 | 02/17/26 | 02/17/26 | TCN |
| **Surrogates** | | | | **Limits** | | | | | | |
| Dibromofluoromethane | 98% | | %REC | 70-130 | | 1 | 395486 | 02/17/26 | 02/17/26 | TCN |
| 1,2-Dichloroethane-d4 | 103% | | %REC | 70-130 | | 1 | 395486 | 02/17/26 | 02/17/26 | TCN |
| Toluene-d8 | 98% | | %REC | 70-130 | | 1 | 395486 | 02/17/26 | 02/17/26 | TCN |
| Bromofluorobenzene | 100% | | %REC | 70-130 | | 1 | 395486 | 02/17/26 | 02/17/26 | TCN |
| Method: EPA 8270C-SIM<br>Prep Method: EPA 3535 | | | | | | | | | | |
| 1,4-Dioxane | **1.8** | | ug/L | 1.0 | 0.84 | 1 | 395455 | 02/17/26 | 02/17/26 | ZFA |



Results for any subcontracted analyses are not included in this section.

ENTHALPY ANALYTICAL

# Analysis Results for 553207

| 553207-001 Analyte | Result | Qual | Units | RL | MDL | DF | Batch | Prepared | Analyzed | Chemist |
|---|---|---|---|---|---|---|---|---|---|---|
| **Surrogates** | | | | **Limits** | | | | | | |
| 1,4-Dioxane-d8 (SUR) | 101% | | %REC | 80-120 | | 1 | 395455 | 02/17/26 | 02/17/26 | ZFA |
| Method: EPA 8270E<br>Prep Method: EPA 3510C | | | | | | | | | | |
| Carbazole | ND | | ug/L | 10 | 2.8 | 1 | 395481 | 02/17/26 | 02/17/26 | MSS |
| N-Nitrosodimethylamine | ND | | ug/L | 10 | 2.9 | 1 | 395481 | 02/17/26 | 02/17/26 | MSS |
| Aniline | ND | | ug/L | 10 | 2.8 | 1 | 395481 | 02/17/26 | 02/17/26 | MSS |
| bis(2-Chloroethyl)ether | ND | | ug/L | 25 | 3.7 | 1 | 395481 | 02/17/26 | 02/17/26 | MSS |
| 2-Chlorophenol | ND | | ug/L | 10 | 3.6 | 1 | 395481 | 02/17/26 | 02/17/26 | MSS |
| 1,3-Dichlorobenzene | ND | | ug/L | 10 | 3.3 | 1 | 395481 | 02/17/26 | 02/17/26 | MSS |
| 1,4-Dichlorobenzene | ND | | ug/L | 10 | 3.4 | 1 | 395481 | 02/17/26 | 02/17/26 | MSS |
| Benzyl alcohol | ND | | ug/L | 25 | 5.8 | 1 | 395481 | 02/17/26 | 02/17/26 | MSS |
| 1,2-Dichlorobenzene | ND | | ug/L | 10 | 3.3 | 1 | 395481 | 02/17/26 | 02/17/26 | MSS |
| bis(2-Chloroisopropyl) ether | ND | | ug/L | 10 | 3.8 | 1 | 395481 | 02/17/26 | 02/17/26 | MSS |
| N-Nitroso-di-n-propylamine | ND | | ug/L | 10 | 3.9 | 1 | 395481 | 02/17/26 | 02/17/26 | MSS |
| Hexachloroethane | ND | | ug/L | 10 | 3.0 | 1 | 395481 | 02/17/26 | 02/17/26 | MSS |
| Nitrobenzene | ND | | ug/L | 25 | 8.4 | 1 | 395481 | 02/17/26 | 02/17/26 | MSS |
| Isophorone | ND | | ug/L | 10 | 3.7 | 1 | 395481 | 02/17/26 | 02/17/26 | MSS |
| 2-Nitrophenol | ND | | ug/L | 10 | 5.4 | 1 | 395481 | 02/17/26 | 02/17/26 | MSS |
| 2,4-Dimethylphenol | ND | | ug/L | 10 | 3.2 | 1 | 395481 | 02/17/26 | 02/17/26 | MSS |
| bis(2-Chloroethoxy)methane | ND | | ug/L | 10 | 3.7 | 1 | 395481 | 02/17/26 | 02/17/26 | MSS |
| 2,4-Dichlorophenol | ND | | ug/L | 10 | 3.7 | 1 | 395481 | 02/17/26 | 02/17/26 | MSS |
| 1,2,4-Trichlorobenzene | ND | | ug/L | 10 | 3.4 | 1 | 395481 | 02/17/26 | 02/17/26 | MSS |
| 4-Chloroaniline | ND | | ug/L | 10 | 3.1 | 1 | 395481 | 02/17/26 | 02/17/26 | MSS |
| Hexachlorobutadiene | ND | | ug/L | 10 | 2.2 | 1 | 395481 | 02/17/26 | 02/17/26 | MSS |
| 4-Chloro-3-methylphenol | ND | | ug/L | 10 | 3.6 | 1 | 395481 | 02/17/26 | 02/17/26 | MSS |
| 2-Methylnaphthalene | ND | | ug/L | 10 | 3.4 | 1 | 395481 | 02/17/26 | 02/17/26 | MSS |
| Hexachlorocyclopentadiene | ND | | ug/L | 25 | 7.8 | 1 | 395481 | 02/17/26 | 02/17/26 | MSS |
| 2,4,6-Trichlorophenol | ND | | ug/L | 10 | 4.1 | 1 | 395481 | 02/17/26 | 02/17/26 | MSS |
| 2,4,5-Trichlorophenol | ND | | ug/L | 10 | 3.7 | 1 | 395481 | 02/17/26 | 02/17/26 | MSS |
| 2-Chloronaphthalene | ND | | ug/L | 10 | 3.4 | 1 | 395481 | 02/17/26 | 02/17/26 | MSS |
| 2-Nitroaniline | ND | | ug/L | 50 | 4.3 | 1 | 395481 | 02/17/26 | 02/17/26 | MSS |
| Dimethylphthalate | ND | | ug/L | 10 | 3.4 | 1 | 395481 | 02/17/26 | 02/17/26 | MSS |
| Acenaphthylene | ND | | ug/L | 10 | 3.9 | 1 | 395481 | 02/17/26 | 02/17/26 | MSS |
| 2,6-Dinitrotoluene | ND | | ug/L | 10 | 4.4 | 1 | 395481 | 02/17/26 | 02/17/26 | MSS |
| 3-Nitroaniline | ND | | ug/L | 10 | 4.0 | 1 | 395481 | 02/17/26 | 02/17/26 | MSS |
| Acenaphthene | ND | | ug/L | 10 | 3.2 | 1 | 395481 | 02/17/26 | 02/17/26 | MSS |
| 2,4-Dinitrophenol | ND | | ug/L | 50 | 15 | 1 | 395481 | 02/17/26 | 02/17/26 | MSS |
| 4-Nitrophenol | ND | | ug/L | 50 | 8.5 | 1 | 395481 | 02/17/26 | 02/17/26 | MSS |
| Dibenzofuran | ND | | ug/L | 10 | 3.2 | 1 | 395481 | 02/17/26 | 02/17/26 | MSS |
| 2,4-Dinitrotoluene | ND | | ug/L | 10 | 4.3 | 1 | 395481 | 02/17/26 | 02/17/26 | MSS |
| Diethylphthalate | **9.1** | J | ug/L | 10 | 2.9 | 1 | 395481 | 02/17/26 | 02/17/26 | MSS |
| Fluorene | ND | | ug/L | 10 | 3.1 | 1 | 395481 | 02/17/26 | 02/17/26 | MSS |
| 4-Chlorophenyl-phenylether | ND | | ug/L | 10 | 3.1 | 1 | 395481 | 02/17/26 | 02/17/26 | MSS |
| 4-Nitroaniline | ND | | ug/L | 10 | 3.3 | 1 | 395481 | 02/17/26 | 02/17/26 | MSS |
| 4,6-Dinitro-2-methylphenol | ND | | ug/L | 50 | 17 | 1 | 395481 | 02/17/26 | 02/17/26 | MSS |
| N-Nitrosodiphenylamine | ND | | ug/L | 10 | 4.0 | 1 | 395481 | 02/17/26 | 02/17/26 | MSS |
| 1,2-diphenylhydrazine (as azobenzene) | ND | | ug/L | 10 | 2.9 | 1 | 395481 | 02/17/26 | 02/17/26 | MSS |
| 4-Bromophenyl-phenylether | ND | | ug/L | 10 | 3.3 | 1 | 395481 | 02/17/26 | 02/17/26 | MSS |
| Hexachlorobenzene | ND | | ug/L | 10 | 3.0 | 1 | 395481 | 02/17/26 | 02/17/26 | MSS |



Results for any subcontracted analyses are not included in this section.

ENTHALPY ANALYTICAL

# Analysis Results for 553207

| 553207-001 Analyte | Result | Qual | Units | RL | MDL | DF | Batch | Prepared | Analyzed | Chemist |
|---|---|---|---|---|---|---|---|---|---|---|
| Pentachlorophenol | ND | | ug/L | 25 | 5.7 | 1 | 395481 | 02/17/26 | 02/17/26 | MSS |
| Phenanthrene | ND | | ug/L | 10 | 2.9 | 1 | 395481 | 02/17/26 | 02/17/26 | MSS |
| Anthracene | ND | | ug/L | 10 | 2.8 | 1 | 395481 | 02/17/26 | 02/17/26 | MSS |
| Di-n-butylphthalate | ND | | ug/L | 10 | 3.0 | 1 | 395481 | 02/17/26 | 02/17/26 | MSS |
| Fluoranthene | ND | | ug/L | 10 | 2.8 | 1 | 395481 | 02/17/26 | 02/17/26 | MSS |
| Benzidine | ND | | ug/L | 50 | 19 | 1 | 395481 | 02/17/26 | 02/17/26 | MSS |
| Pyrene | ND | | ug/L | 10 | 2.7 | 1 | 395481 | 02/17/26 | 02/17/26 | MSS |
| Butylbenzylphthalate | ND | | ug/L | 10 | 3.6 | 1 | 395481 | 02/17/26 | 02/17/26 | MSS |
| 3,3'-Dichlorobenzidine | ND | | ug/L | 25 | 5.2 | 1 | 395481 | 02/17/26 | 02/17/26 | MSS |
| Benzo(a)anthracene | ND | | ug/L | 10 | 2.4 | 1 | 395481 | 02/17/26 | 02/17/26 | MSS |
| Chrysene | ND | | ug/L | 10 | 2.5 | 1 | 395481 | 02/17/26 | 02/17/26 | MSS |
| bis(2-Ethylhexyl)phthalate | ND | | ug/L | 10 | 3.3 | 1 | 395481 | 02/17/26 | 02/17/26 | MSS |
| Di-n-octylphthalate | ND | | ug/L | 10 | 4.7 | 1 | 395481 | 02/17/26 | 02/17/26 | MSS |
| Benzo(b)fluoranthene | ND | | ug/L | 10 | 3.0 | 1 | 395481 | 02/17/26 | 02/17/26 | MSS |
| Benzo(k)fluoranthene | ND | | ug/L | 10 | 3.1 | 1 | 395481 | 02/17/26 | 02/17/26 | MSS |
| Benzo(a)pyrene | ND | | ug/L | 10 | 3.1 | 1 | 395481 | 02/17/26 | 02/17/26 | MSS |
| Indeno(1,2,3-cd)pyrene | ND | | ug/L | 10 | 4.2 | 1 | 395481 | 02/17/26 | 02/17/26 | MSS |
| Dibenz(a,h)anthracene | ND | | ug/L | 10 | 4.2 | 1 | 395481 | 02/17/26 | 02/17/26 | MSS |
| Benzo(g,h,i)perylene | ND | | ug/L | 10 | 4.1 | 1 | 395481 | 02/17/26 | 02/17/26 | MSS |
| **Surrogates** | | | | **Limits** | | | | | | |
| 2-Fluorophenol | 47% | | %REC | 15-120 | | 1 | 395481 | 02/17/26 | 02/17/26 | MSS |
| Phenol-d6 | 35% | | %REC | 15-120 | | 1 | 395481 | 02/17/26 | 02/17/26 | MSS |
| 2,4,6-Tribromophenol | 66% | | %REC | 15-140 | | 1 | 395481 | 02/17/26 | 02/17/26 | MSS |
| Nitrobenzene-d5 | 73% | | %REC | 15-123 | | 1 | 395481 | 02/17/26 | 02/17/26 | MSS |
| 2-Fluorobiphenyl | 57% | | %REC | 15-120 | | 1 | 395481 | 02/17/26 | 02/17/26 | MSS |
| Terphenyl-d14 | 69% | | %REC | 15-120 | | 1 | 395481 | 02/17/26 | 02/17/26 | MSS |
| Method: SM 4500-CN-E<br>Prep Method: METHOD | | | | | | | | | | |
| Cyanide | ND | | mg/L | 0.0050 | 0.0017 | 0.5 | 395536 | 02/17/26 | 02/18/26 | JAK |
| Method: SM 4500-S2-D<br>Prep Method: METHOD | | | | | | | | | | |
| Sulfide | ND | | mg/L | 0.10 | | 1 | 395526 | 02/17/26 | 02/17/26 | LVL |
| Method: SM 5310B<br>Prep Method: SM 5310B | | | | | | | | | | |
| Total Organic Carbon | **1.3** | | mg/L | 1.0 | 0.49 | 1 | 395528 | 02/17/26 | 02/17/26 | BDR |
| Method: SM 9221B<br>Prep Method: METHOD | | | | | | | | | | |
| Coliform, Total | **1,600** | H | MPN/100ml | 1.8 | | 1 | 395589 | 02/17/26 14:26 | 02/20/26 12:56 | LXT |
| Method: SM 9221F | | | | | | | | | | |
| Coliform, E. Coli | **350** | H | MPN/100ml | 1.8 | | 1 | 395589 | 02/17/26 14:26 | 02/20/26 12:56 | LXT |
| Method: SM2130B | | | | | | | | | | |
| Turbidity | **2,900** | | NTU | 2.0 | 1.2 | 10 | 395530 | 02/17/26 14:07 | 02/17/26 14:07 | TRR |
| Method: SM2320B<br>Prep Method: METHOD | | | | | | | | | | |
| Bicarbonate | **53** | | mg/L | 3.0 | | 1.3 | 395653 | 02/18/26 | 02/18/26 | WWC |
| Alkalinity, Total as CaCO3 | **77** | | mg/L | 2.5 | | 1.3 | 395653 | 02/18/26 | 02/18/26 | WWC |
| Method: SM2510B<br>Prep Method: METHOD | | | | | | | | | | |



Results for any subcontracted analyses are not included in this section.

# Analysis Results for 553207

| 553207-001 Analyte | Result | Qual | Units | RL | MDL | DF | Batch | Prepared | Analyzed | Chemist |
|---|---|---|---|---|---|---|---|---|---|---|
| Specific Conductance | **270** | | umhos/cm | 1.0 | | 1 | 395466 | 02/16/26 | 02/16/26 | AAB |
| Method: SM2540C<br>Prep Method: METHOD | | | | | | | | | | |
| Total Dissolved Solids | **260** | | mg/L | 20 | | 2 | 395465 | 02/16/26 | 02/18/26 | AAB |
| Method: SM2540D<br>Prep Method: METHOD | | | | | | | | | | |
| Total Suspended Solids | **6,500** | | mg/L | 0.5 | | 1 | 395502 | 02/17/26 | 02/17/26 | JAG |
| Method: SM5210B<br>Prep Method: METHOD | | | | | | | | | | |
| Biochemical Oxygen Demand | **5.0** | BOD5 | mg/L | 3.0 | | 1 | 395456 | 02/16/26 19:13 | 02/21/26 15:25 | AAB |
| Method: SM5220D<br>Prep Method: SM 5220D | | | | | | | | | | |
| Chemical Oxygen Demand | ND | | mg/L | 4.0 | 2.0 | 1 | 395517 | 02/17/26 | 02/17/26 | RDL |



Results for any subcontracted analyses are not included in this section.

ENTHALPY ANALYTICAL

# Analysis Results for 553207

| Sample ID: | Lab ID: 553207-002 | Collected: 02/16/26 09:30 |
|---|---|---|
| SOUTH BASIN - EASTERN INLET | Matrix: Water | |

| 553207-002 Analyte | Result | Qual | Units | RL | MDL | DF | Batch | Prepared | Analyzed | Chemist |
|---|---|---|---|---|---|---|---|---|---|---|
| Method: EPA 1664A<br>Prep Method: METHOD | | | | | | | | | | |
| Total Oil and Grease | **25** | | mg/L | 5.0 | 0.97 | 1 | 395496 | 02/17/26 | 02/18/26 | TTL |
| Method: EPA 200.7<br>Prep Method: EPA 3015A | | | | | | | | | | |
| Calcium | **1,000** | | mg/L | 1.0 | 0.095 | 10 | 395497 | 02/17/26 | 02/18/26 | SBW |
| Iron | **150** | | mg/L | 0.50 | 0.17 | 10 | 395627 | 02/18/26 | 02/18/26 | SBW |
| Magnesium | **130** | | mg/L | 0.10 | 0.017 | 1 | 395497 | 02/17/26 | 02/17/26 | SBW |
| Potassium | **66** | | mg/L | 0.50 | 0.20 | 1 | 395497 | 02/17/26 | 02/17/26 | SBW |
| Sodium | **74** | | mg/L | 0.50 | 0.017 | 1 | 395497 | 02/17/26 | 02/17/26 | SBW |
| Method: EPA 200.8<br>Prep Method: EPA 3015A | | | | | | | | | | |
| Antimony | ND | | ug/L | 2.0 | 1.0 | 1 | 395533 | 02/17/26 | 02/18/26 | KCD |
| Arsenic | **57** | | ug/L | 2.0 | 0.27 | 1 | 395533 | 02/17/26 | 02/18/26 | KCD |
| Barium | **3,500** | | ug/L | 50 | 4.4 | 10 | 395533 | 02/17/26 | 02/17/26 | KCD |
| Beryllium | **7.4** | | ug/L | 1.0 | 0.060 | 1 | 395533 | 02/17/26 | 02/18/26 | KCD |
| Boron | **310** | | ug/L | 100 | 77 | 10 | 395533 | 02/17/26 | 02/17/26 | KCD |
| Cadmium | **6.3** | | ug/L | 1.0 | 0.072 | 1 | 395533 | 02/17/26 | 02/18/26 | KCD |
| Chromium | **270** | | ug/L | 50 | 4.3 | 10 | 395533 | 02/17/26 | 02/17/26 | KCD |
| Cobalt | **140** | | ug/L | 10 | 0.90 | 10 | 395533 | 02/17/26 | 02/17/26 | KCD |
| Copper | **380** | | ug/L | 30 | 9.6 | 10 | 395533 | 02/17/26 | 02/17/26 | KCD |
| Lead | **290** | | ug/L | 5.0 | 0.23 | 1 | 395533 | 02/17/26 | 02/18/26 | KCD |
| Manganese | **6,500** | | ug/L | 100 | 38 | 10 | 395533 | 02/17/26 | 02/17/26 | KCD |
| Nickel | **280** | | ug/L | 50 | 13 | 10 | 395533 | 02/17/26 | 02/17/26 | KCD |
| Selenium | **13** | | ug/L | 4.0 | 1.9 | 1 | 395533 | 02/17/26 | 02/18/26 | KCD |
| Silver | **1.6** | J | ug/L | 5.0 | 0.37 | 1 | 395533 | 02/17/26 | 02/18/26 | KCD |
| Thallium | **2.4** | | ug/L | 1.0 | 0.25 | 1 | 395533 | 02/17/26 | 02/18/26 | KCD |
| Tin | ND | | ug/L | 5.0 | 1.5 | 1 | 395533 | 02/17/26 | 02/18/26 | KCD |
| Vanadium | **370** | | ug/L | 50 | 3.6 | 10 | 395533 | 02/17/26 | 02/17/26 | KCD |
| Zinc | **1,500** | | ug/L | 10 | 7.6 | 1 | 395533 | 02/17/26 | 02/18/26 | KCD |
| Method: EPA 245.1<br>Prep Method: EPA 245.1 | | | | | | | | | | |
| Mercury | **0.91** | | ug/L | 0.40 | 0.091 | 1 | 395489 | 02/17/26 | 02/17/26 | MLL |
| Method: EPA 300.0<br>Prep Method: METHOD | | | | | | | | | | |
| Fluoride | **0.19** | J | mg/L | 0.20 | 0.062 | 1 | 395480 | 02/17/26 08:39 | 02/17/26 12:24 | SSN |
| Chloride | **39** | | mg/L | 1.0 | 0.27 | 1 | 395480 | 02/17/26 08:39 | 02/17/26 12:24 | SSN |
| Nitrogen, Nitrite | **0.03** | J | mg/L | 0.10 | 0.01 | 1 | 395480 | 02/17/26 08:39 | 02/17/26 12:24 | SSN |
| Bromide | **0.089** | J | mg/L | 0.30 | 0.049 | 1 | 395480 | 02/17/26 08:39 | 02/17/26 12:24 | SSN |
| Nitrogen, Nitrate | **1.1** | | mg/L | 0.10 | 0.05 | 1 | 395480 | 02/17/26 08:39 | 02/17/26 12:24 | SSN |
| Sulfate | **220** | | mg/L | 5.0 | 1.3 | 5 | 395480 | 02/17/26 08:39 | 02/17/26 12:47 | SSN |



Results for any subcontracted analyses are not included in this section.

ENTHALPY ANALYTICAL

# Analysis Results for 553207

| 553207-002 Analyte | Result | Qual | Units | RL | MDL | DF | Batch | Prepared | Analyzed | Chemist |
|---|---|---|---|---|---|---|---|---|---|---|
| Method: EPA 350.1<br>Prep Method: METHOD | | | | | | | | | | |
| Ammonia-N | **0.13** | | mg/L | 0.10 | 0.068 | 1 | 395490 | 02/17/26 | 02/17/26 | JAK |
| Method: EPA 420.1<br>Prep Method: METHOD | | | | | | | | | | |
| Total Phenolics | ND | | mg/L | 0.010 | 0.0056 | 1 | 395514 | 02/17/26 | 02/17/26 | LVL |
| Method: EPA 625.1<br>Prep Method: EPA 3510C | | | | | | | | | | |
| a-Terpineol | ND | | ug/L | 9.7 | 2.0 | 0.97 | 395481 | 02/17/26 | 02/17/26 | ZFA |
| Benzoic acid | ND | | ug/L | 49 | 11 | 0.97 | 395481 | 02/17/26 | 02/17/26 | MSS |
| 2-Methylphenol | ND | | ug/L | 9.7 | 3.1 | 0.97 | 395481 | 02/17/26 | 02/17/26 | MSS |
| Pyridine | ND | | ug/L | 9.7 | 2.7 | 0.97 | 395481 | 02/17/26 | 02/17/26 | MSS |
| Phenol | ND | | ug/L | 9.7 | 2.0 | 0.97 | 395481 | 02/17/26 | 02/17/26 | MSS |
| Naphthalene | ND | | ug/L | 9.7 | 3.5 | 0.97 | 395481 | 02/17/26 | 02/17/26 | MSS |
| 3-,4-Methylphenol | ND | | ug/L | 9.7 | 2.9 | 0.97 | 395481 | 02/17/26 | 02/17/26 | MSS |
| Cresol | ND | | ug/L | 9.7 | | 0.97 | 395481 | 02/17/26 | 02/17/26 | MSS |
| **Surrogates** | | | | **Limits** | | | | | | |
| 2-Fluorophenol | 44% | | %REC | 36-95 | | 0.97 | 395481 | 02/17/26 | 02/17/26 | MSS |
| Phenol-d6 | 31% | | %REC | 28-82 | | 0.97 | 395481 | 02/17/26 | 02/17/26 | MSS |
| 2,4,6-Tribromophenol | 79% | | %REC | 61-140 | | 0.97 | 395481 | 02/17/26 | 02/17/26 | MSS |
| Nitrobenzene-d5 | 81% | | %REC | 48-123 | | 0.97 | 395481 | 02/17/26 | 02/17/26 | MSS |
| 2-Fluorobiphenyl | 67% | | %REC | 51-105 | | 0.97 | 395481 | 02/17/26 | 02/17/26 | MSS |
| Terphenyl-d14 | 84% | | %REC | 65-117 | | 0.97 | 395481 | 02/17/26 | 02/17/26 | MSS |
| Method: EPA 8081A<br>Prep Method: EPA 3510C | | | | | | | | | | |
| alpha-BHC | ND | | ug/L | 0.1 | 0.02 | 2 | 395557 | 02/17/26 | 03/09/26 | HQN |
| beta-BHC | ND | | ug/L | 0.1 | 0.02 | 2 | 395557 | 02/17/26 | 03/09/26 | HQN |
| gamma-BHC | ND | | ug/L | 0.1 | 0.02 | 2 | 395557 | 02/17/26 | 03/09/26 | HQN |
| delta-BHC | ND | | ug/L | 0.1 | 0.03 | 2 | 395557 | 02/17/26 | 03/09/26 | HQN |
| Heptachlor | ND | | ug/L | 0.1 | 0.03 | 2 | 395557 | 02/17/26 | 03/09/26 | HQN |
| Aldrin | ND | | ug/L | 0.1 | 0.03 | 2 | 395557 | 02/17/26 | 03/09/26 | HQN |
| Heptachlor epoxide | ND | | ug/L | 0.1 | 0.02 | 2 | 395557 | 02/17/26 | 03/09/26 | HQN |
| Endosulfan I | ND | | ug/L | 0.1 | 0.02 | 2 | 395557 | 02/17/26 | 03/09/26 | HQN |
| Dieldrin | ND | | ug/L | 0.2 | 0.02 | 2 | 395557 | 02/17/26 | 03/09/26 | HQN |
| 4,4'-DDE | **0.1** | J | ug/L | 0.2 | 0.07 | 2 | 395557 | 02/17/26 | 03/09/26 | HQN |
| Endrin | ND | | ug/L | 0.2 | 0.02 | 2 | 395557 | 02/17/26 | 03/09/26 | HQN |
| Endosulfan II | ND | | ug/L | 0.2 | 0.04 | 2 | 395557 | 02/17/26 | 03/09/26 | HQN |
| Endosulfan sulfate | ND | | ug/L | 0.2 | 0.02 | 2 | 395557 | 02/17/26 | 03/09/26 | HQN |
| 4,4'-DDD | ND | | ug/L | 0.2 | 0.06 | 2 | 395557 | 02/17/26 | 03/09/26 | HQN |
| Endrin aldehyde | ND | | ug/L | 0.2 | 0.07 | 2 | 395557 | 02/17/26 | 03/09/26 | HQN |
| Endrin ketone | ND | | ug/L | 0.2 | 0.06 | 2 | 395557 | 02/17/26 | 03/09/26 | HQN |
| 4,4'-DDT | ND | | ug/L | 0.2 | 0.2 | 2 | 395557 | 02/17/26 | 03/09/26 | HQN |
| Methoxychlor | ND | | ug/L | 0.2 | 0.08 | 2 | 395557 | 02/17/26 | 03/09/26 | HQN |
| Toxaphene | ND | | ug/L | 3.9 | 0.9 | 2 | 395557 | 02/17/26 | 03/09/26 | HQN |
| Chlordane (Technical) | **1.2** | J | ug/L | 2.0 | 0.4 | 2 | 395557 | 02/17/26 | 03/09/26 | HQN |
| **Surrogates** | | | | **Limits** | | | | | | |
| TCMX | 38% | | %REC | 29-120 | | 2 | 395557 | 02/17/26 | 03/09/26 | HQN |
| Decachlorobiphenyl | 36% | | %REC | 33-132 | | 2 | 395557 | 02/17/26 | 03/09/26 | HQN |
| Method: EPA 8082<br>Prep Method: EPA 3510C | | | | | | | | | | |
| Aroclor-1016 | ND | | ug/L | 0.49 | 0.30 | 0.98 | 395557 | 02/17/26 | 03/09/26 | HQN |



Results for any subcontracted analyses are not included in this section.

ENTHALPY ANALYTICAL

# Analysis Results for 553207

| 553207-002 Analyte | Result | Qual | Units | RL | MDL | DF | Batch | Prepared | Analyzed | Chemist |
|---|---|---|---|---|---|---|---|---|---|---|
| Aroclor-1221 | ND | | ug/L | 0.49 | 0.46 | 0.98 | 395557 | 02/17/26 | 03/09/26 | HQN |
| Aroclor-1232 | ND | | ug/L | 0.49 | 0.27 | 0.98 | 395557 | 02/17/26 | 03/09/26 | HQN |
| Aroclor-1242 | ND | | ug/L | 0.49 | 0.28 | 0.98 | 395557 | 02/17/26 | 03/09/26 | HQN |
| Aroclor-1248 | ND | | ug/L | 0.49 | 0.23 | 0.98 | 395557 | 02/17/26 | 03/09/26 | HQN |
| Aroclor-1254 | **0.77** | | ug/L | 0.49 | 0.26 | 0.98 | 395557 | 02/17/26 | 03/09/26 | HQN |
| Aroclor-1260 | ND | | ug/L | 0.49 | 0.33 | 0.98 | 395557 | 02/17/26 | 03/09/26 | HQN |
| Aroclor-1262 | ND | | ug/L | 0.49 | 0.29 | 0.98 | 395557 | 02/17/26 | 03/09/26 | HQN |
| Aroclor-1268 | ND | | ug/L | 0.49 | 0.25 | 0.98 | 395557 | 02/17/26 | 03/09/26 | HQN |
| **Surrogates** | | | | **Limits** | | | | | | |
| Decachlorobiphenyl (PCB) | 37% | | %REC | 28-138 | | 0.98 | 395557 | 02/17/26 | 03/09/26 | HQN |
| Method: EPA 8260B<br>Prep Method: EPA 5030B | | | | | | | | | | |
| Carbon Disulfide | ND | | ug/L | 5.0 | 0.1 | 1 | 395486 | 02/17/26 | 02/17/26 | TCN |
| Chloroprene | ND | | ug/L | 200 | 2.7 | 1 | 395486 | 02/17/26 | 02/17/26 | TCN |
| 3-Chloropropene | ND | | ug/L | 5.0 | 0.2 | 1 | 395486 | 02/17/26 | 02/17/26 | TCN |
| Ethyl methacrylate | ND | | ug/L | 50 | 3.9 | 1 | 395486 | 02/17/26 | 02/17/26 | TCN |
| Ethanol | ND | | ug/L | 500 | 160 | 1 | 395486 | 02/17/26 | 02/17/26 | TCN |
| 2-Hexanone | ND | | ug/L | 5.0 | 1.3 | 1 | 395486 | 02/17/26 | 02/17/26 | TCN |
| Isopropanol (IPA) | ND | | ug/L | 200 | 96 | 1 | 395486 | 02/17/26 | 02/17/26 | TCN |
| Methyl acrylonitrile | ND | | ug/L | 35 | 4.2 | 1 | 395486 | 02/17/26 | 02/17/26 | TCN |
| Vinyl Acetate | ND | | ug/L | 50 | 3.2 | 1 | 395486 | 02/17/26 | 02/17/26 | TCN |
| Acrolein | ND | | ug/L | 200 | 2.6 | 1 | 395486 | 02/17/26 | 02/17/26 | TCN |
| Acrylonitrile | ND | | ug/L | 10 | 0.7 | 1 | 395486 | 02/17/26 | 02/17/26 | TCN |
| Freon 12 | ND | | ug/L | 5.0 | 0.2 | 1 | 395486 | 02/17/26 | 02/17/26 | TCN |
| Chloromethane | ND | | ug/L | 5.0 | 0.09 | 1 | 395486 | 02/17/26 | 02/17/26 | TCN |
| Vinyl Chloride | ND | | ug/L | 5.0 | 0.1 | 1 | 395486 | 02/17/26 | 02/17/26 | TCN |
| Bromomethane | ND | | ug/L | 5.0 | 0.1 | 1 | 395486 | 02/17/26 | 02/17/26 | TCN |
| Chloroethane | ND | | ug/L | 5.0 | 0.1 | 1 | 395486 | 02/17/26 | 02/17/26 | TCN |
| Trichlorofluoromethane | ND | | ug/L | 5.0 | 0.1 | 1 | 395486 | 02/17/26 | 02/17/26 | TCN |
| Iodomethane | ND | | ug/L | 5.0 | | 1 | 395486 | 02/17/26 | 02/17/26 | TCN |
| Acetone | ND | | ug/L | 100 | 14 | 1 | 395486 | 02/17/26 | 02/17/26 | TCN |
| Freon 113 | ND | | ug/L | 5.0 | 0.1 | 1 | 395486 | 02/17/26 | 02/17/26 | TCN |
| 1,1-Dichloroethene | ND | | ug/L | 5.0 | 0.1 | 1 | 395486 | 02/17/26 | 02/17/26 | TCN |
| Methylene Chloride | ND | | ug/L | 10 | 0.2 | 1 | 395486 | 02/17/26 | 02/17/26 | TCN |
| MTBE | ND | | ug/L | 5.0 | 0.1 | 1 | 395486 | 02/17/26 | 02/17/26 | TCN |
| trans-1,2-Dichloroethene | ND | | ug/L | 5.0 | 0.1 | 1 | 395486 | 02/17/26 | 02/17/26 | TCN |
| 1,1-Dichloroethane | ND | | ug/L | 5.0 | 0.09 | 1 | 395486 | 02/17/26 | 02/17/26 | TCN |
| 2-Butanone | ND | | ug/L | 10 | 1.3 | 1 | 395486 | 02/17/26 | 02/17/26 | TCN |
| cis-1,2-Dichloroethene | ND | | ug/L | 5.0 | 0.1 | 1 | 395486 | 02/17/26 | 02/17/26 | TCN |
| 2,2-Dichloropropane | ND | | ug/L | 5.0 | 0.2 | 1 | 395486 | 02/17/26 | 02/17/26 | TCN |
| Chloroform | ND | | ug/L | 5.0 | 0.08 | 1 | 395486 | 02/17/26 | 02/17/26 | TCN |
| Bromochloromethane | ND | | ug/L | 5.0 | 0.1 | 1 | 395486 | 02/17/26 | 02/17/26 | TCN |
| 1,1,1-Trichloroethane | ND | | ug/L | 5.0 | 0.1 | 1 | 395486 | 02/17/26 | 02/17/26 | TCN |
| 1,1-Dichloropropene | ND | | ug/L | 5.0 | 0.1 | 1 | 395486 | 02/17/26 | 02/17/26 | TCN |
| Carbon Tetrachloride | ND | | ug/L | 5.0 | 0.1 | 1 | 395486 | 02/17/26 | 02/17/26 | TCN |
| 1,2-Dichloroethane | ND | | ug/L | 5.0 | 0.2 | 1 | 395486 | 02/17/26 | 02/17/26 | TCN |
| Benzene | ND | | ug/L | 1.0 | 0.1 | 1 | 395486 | 02/17/26 | 02/17/26 | TCN |
| Trichloroethene | ND | | ug/L | 5.0 | 0.1 | 1 | 395486 | 02/17/26 | 02/17/26 | TCN |
| 1,2-Dichloropropane | ND | | ug/L | 5.0 | 0.09 | 1 | 395486 | 02/17/26 | 02/17/26 | TCN |
| Bromodichloromethane | ND | | ug/L | 5.0 | 0.07 | 1 | 395486 | 02/17/26 | 02/17/26 | TCN |
| Dibromomethane | ND | | ug/L | 5.0 | 0.1 | 1 | 395486 | 02/17/26 | 02/17/26 | TCN |
| 4-Methyl-2-Pentanone | ND | | ug/L | 5.0 | 1.0 | 1 | 395486 | 02/17/26 | 02/17/26 | TCN |



Results for any subcontracted analyses are not included in this section.

ENTHALPY ANALYTICAL

# Analysis Results for 553207

| 553207-002 Analyte | Result | Qual | Units | RL | MDL | DF | Batch | Prepared | Analyzed | Chemist |
|---|---|---|---|---|---|---|---|---|---|---|
| cis-1,3-Dichloropropene | ND | | ug/L | 5.0 | 0.1 | 1 | 395486 | 02/17/26 | 02/17/26 | TCN |
| Toluene | ND | | ug/L | 5.0 | 0.1 | 1 | 395486 | 02/17/26 | 02/17/26 | TCN |
| trans-1,3-Dichloropropene | ND | | ug/L | 5.0 | 0.09 | 1 | 395486 | 02/17/26 | 02/17/26 | TCN |
| 1,1,2-Trichloroethane | ND | | ug/L | 5.0 | 0.1 | 1 | 395486 | 02/17/26 | 02/17/26 | TCN |
| 1,3-Dichloropropane | ND | | ug/L | 5.0 | 0.07 | 1 | 395486 | 02/17/26 | 02/17/26 | TCN |
| Tetrachloroethene | ND | | ug/L | 5.0 | 0.2 | 1 | 395486 | 02/17/26 | 02/17/26 | TCN |
| Dibromochloromethane | ND | | ug/L | 5.0 | 0.1 | 1 | 395486 | 02/17/26 | 02/17/26 | TCN |
| 1,2-Dibromoethane | ND | | ug/L | 5.0 | 0.1 | 1 | 395486 | 02/17/26 | 02/17/26 | TCN |
| Chlorobenzene | ND | | ug/L | 5.0 | 0.1 | 1 | 395486 | 02/17/26 | 02/17/26 | TCN |
| 1,1,1,2-Tetrachloroethane | ND | | ug/L | 5.0 | 0.07 | 1 | 395486 | 02/17/26 | 02/17/26 | TCN |
| Ethylbenzene | ND | | ug/L | 5.0 | 0.1 | 1 | 395486 | 02/17/26 | 02/17/26 | TCN |
| m,p-Xylenes | ND | | ug/L | 5.0 | 0.2 | 1 | 395486 | 02/17/26 | 02/17/26 | TCN |
| o-Xylene | ND | | ug/L | 5.0 | 0.1 | 1 | 395486 | 02/17/26 | 02/17/26 | TCN |
| Styrene | ND | | ug/L | 5.0 | 0.1 | 1 | 395486 | 02/17/26 | 02/17/26 | TCN |
| Bromoform | ND | | ug/L | 5.0 | 0.06 | 1 | 395486 | 02/17/26 | 02/17/26 | TCN |
| Isopropylbenzene | ND | | ug/L | 5.0 | 0.1 | 1 | 395486 | 02/17/26 | 02/17/26 | TCN |
| 1,1,2,2-Tetrachloroethane | ND | | ug/L | 5.0 | 0.1 | 1 | 395486 | 02/17/26 | 02/17/26 | TCN |
| 1,2,3-Trichloropropane | ND | | ug/L | 5.0 | 0.3 | 1 | 395486 | 02/17/26 | 02/17/26 | TCN |
| Propylbenzene | ND | | ug/L | 5.0 | 0.1 | 1 | 395486 | 02/17/26 | 02/17/26 | TCN |
| Bromobenzene | ND | | ug/L | 5.0 | 0.1 | 1 | 395486 | 02/17/26 | 02/17/26 | TCN |
| 1,3,5-Trimethylbenzene | ND | | ug/L | 5.0 | 0.1 | 1 | 395486 | 02/17/26 | 02/17/26 | TCN |
| 2-Chlorotoluene | ND | | ug/L | 5.0 | 0.1 | 1 | 395486 | 02/17/26 | 02/17/26 | TCN |
| 4-Chlorotoluene | ND | | ug/L | 5.0 | 0.2 | 1 | 395486 | 02/17/26 | 02/17/26 | TCN |
| tert-Butylbenzene | ND | | ug/L | 5.0 | 0.1 | 1 | 395486 | 02/17/26 | 02/17/26 | TCN |
| 1,2,4-Trimethylbenzene | ND | | ug/L | 5.0 | 0.1 | 1 | 395486 | 02/17/26 | 02/17/26 | TCN |
| sec-Butylbenzene | ND | | ug/L | 5.0 | 0.2 | 1 | 395486 | 02/17/26 | 02/17/26 | TCN |
| para-Isopropyl Toluene | ND | | ug/L | 5.0 | 0.2 | 1 | 395486 | 02/17/26 | 02/17/26 | TCN |
| 1,3-Dichlorobenzene | ND | | ug/L | 5.0 | 0.1 | 1 | 395486 | 02/17/26 | 02/17/26 | TCN |
| 1,4-Dichlorobenzene | ND | | ug/L | 5.0 | 0.2 | 1 | 395486 | 02/17/26 | 02/17/26 | TCN |
| n-Butylbenzene | ND | | ug/L | 5.0 | 0.1 | 1 | 395486 | 02/17/26 | 02/17/26 | TCN |
| 1,2-Dichlorobenzene | ND | | ug/L | 5.0 | 0.1 | 1 | 395486 | 02/17/26 | 02/17/26 | TCN |
| 1,2-Dibromo-3-Chloropropane | ND | | ug/L | 5.0 | 0.6 | 1 | 395486 | 02/17/26 | 02/17/26 | TCN |
| 1,2,4-Trichlorobenzene | ND | | ug/L | 5.0 | 0.3 | 1 | 395486 | 02/17/26 | 02/17/26 | TCN |
| Hexachlorobutadiene | ND | | ug/L | 5.0 | 0.3 | 1 | 395486 | 02/17/26 | 02/17/26 | TCN |
| 1,2,3-Trichlorobenzene | ND | | ug/L | 5.0 | 0.3 | 1 | 395486 | 02/17/26 | 02/17/26 | TCN |
| cis-1,4-Dichloro-2-butene | ND | | ug/L | 5.0 | 0.3 | 1 | 395486 | 02/17/26 | 02/17/26 | TCN |
| trans-1,4-Dichloro-2-butene | ND | | ug/L | 5.0 | 0.3 | 1 | 395486 | 02/17/26 | 02/17/26 | TCN |
| Xylene (total) | ND | | ug/L | 5.0 | | 1 | 395486 | 02/17/26 | 02/17/26 | TCN |
| **Surrogates** | | | | **Limits** | | | | | | |
| Dibromofluoromethane | 97% | | %REC | 70-130 | | 1 | 395486 | 02/17/26 | 02/17/26 | TCN |
| 1,2-Dichloroethane-d4 | 105% | | %REC | 70-130 | | 1 | 395486 | 02/17/26 | 02/17/26 | TCN |
| Toluene-d8 | 99% | | %REC | 70-130 | | 1 | 395486 | 02/17/26 | 02/17/26 | TCN |
| Bromofluorobenzene | 103% | | %REC | 70-130 | | 1 | 395486 | 02/17/26 | 02/17/26 | TCN |
| Method: EPA 8270C-SIM<br>Prep Method: EPA 3535 | | | | | | | | | | |
| 1,4-Dioxane | ND | | ug/L | 1.0 | 0.84 | 1 | 395455 | 02/17/26 | 02/17/26 | ZFA |
| **Surrogates** | | | | **Limits** | | | | | | |
| 1,4-Dioxane-d8 (SUR) | 101% | | %REC | 80-120 | | 1 | 395455 | 02/17/26 | 02/17/26 | ZFA |
| Method: EPA 8270E<br>Prep Method: EPA 3510C | | | | | | | | | | |



Results for any subcontracted analyses are not included in this section.

ENTHALPY ANALYTICAL

# Analysis Results for 553207

| 553207-002 Analyte | Result | Qual | Units | RL | MDL | DF | Batch | Prepared | Analyzed | Chemist |
|---|---|---|---|---|---|---|---|---|---|---|
| Carbazole | ND | | ug/L | 9.7 | 2.7 | 0.97 | 395481 | 02/17/26 | 02/17/26 | MSS |
| N-Nitrosodimethylamine | ND | | ug/L | 9.7 | 2.8 | 0.97 | 395481 | 02/17/26 | 02/17/26 | MSS |
| Aniline | ND | | ug/L | 9.7 | 2.8 | 0.97 | 395481 | 02/17/26 | 02/17/26 | MSS |
| bis(2-Chloroethyl)ether | ND | | ug/L | 24 | 3.6 | 0.97 | 395481 | 02/17/26 | 02/17/26 | MSS |
| 2-Chlorophenol | ND | | ug/L | 9.7 | 3.5 | 0.97 | 395481 | 02/17/26 | 02/17/26 | MSS |
| 1,3-Dichlorobenzene | ND | | ug/L | 9.7 | 3.2 | 0.97 | 395481 | 02/17/26 | 02/17/26 | MSS |
| 1,4-Dichlorobenzene | ND | | ug/L | 9.7 | 3.3 | 0.97 | 395481 | 02/17/26 | 02/17/26 | MSS |
| Benzyl alcohol | ND | | ug/L | 24 | 5.6 | 0.97 | 395481 | 02/17/26 | 02/17/26 | MSS |
| 1,2-Dichlorobenzene | ND | | ug/L | 9.7 | 3.2 | 0.97 | 395481 | 02/17/26 | 02/17/26 | MSS |
| bis(2-Chloroisopropyl) ether | ND | | ug/L | 9.7 | 3.7 | 0.97 | 395481 | 02/17/26 | 02/17/26 | MSS |
| N-Nitroso-di-n-propylamine | ND | | ug/L | 9.7 | 3.7 | 0.97 | 395481 | 02/17/26 | 02/17/26 | MSS |
| Hexachloroethane | ND | | ug/L | 9.7 | 2.9 | 0.97 | 395481 | 02/17/26 | 02/17/26 | MSS |
| Nitrobenzene | ND | | ug/L | 24 | 8.2 | 0.97 | 395481 | 02/17/26 | 02/17/26 | MSS |
| Isophorone | ND | | ug/L | 9.7 | 3.6 | 0.97 | 395481 | 02/17/26 | 02/17/26 | MSS |
| 2-Nitrophenol | ND | | ug/L | 9.7 | 5.3 | 0.97 | 395481 | 02/17/26 | 02/17/26 | MSS |
| 2,4-Dimethylphenol | ND | | ug/L | 9.7 | 3.1 | 0.97 | 395481 | 02/17/26 | 02/17/26 | MSS |
| bis(2-Chloroethoxy)methane | ND | | ug/L | 9.7 | 3.6 | 0.97 | 395481 | 02/17/26 | 02/17/26 | MSS |
| 2,4-Dichlorophenol | ND | | ug/L | 9.7 | 3.6 | 0.97 | 395481 | 02/17/26 | 02/17/26 | MSS |
| 1,2,4-Trichlorobenzene | ND | | ug/L | 9.7 | 3.3 | 0.97 | 395481 | 02/17/26 | 02/17/26 | MSS |
| 4-Chloroaniline | ND | | ug/L | 9.7 | 3.0 | 0.97 | 395481 | 02/17/26 | 02/17/26 | MSS |
| Hexachlorobutadiene | ND | | ug/L | 9.7 | 2.2 | 0.97 | 395481 | 02/17/26 | 02/17/26 | MSS |
| 4-Chloro-3-methylphenol | ND | | ug/L | 9.7 | 3.5 | 0.97 | 395481 | 02/17/26 | 02/17/26 | MSS |
| 2-Methylnaphthalene | ND | | ug/L | 9.7 | 3.3 | 0.97 | 395481 | 02/17/26 | 02/17/26 | MSS |
| Hexachlorocyclopentadiene | ND | | ug/L | 24 | 7.6 | 0.97 | 395481 | 02/17/26 | 02/17/26 | MSS |
| 2,4,6-Trichlorophenol | ND | | ug/L | 9.7 | 3.9 | 0.97 | 395481 | 02/17/26 | 02/17/26 | MSS |
| 2,4,5-Trichlorophenol | ND | | ug/L | 9.7 | 3.6 | 0.97 | 395481 | 02/17/26 | 02/17/26 | MSS |
| 2-Chloronaphthalene | ND | | ug/L | 9.7 | 3.3 | 0.97 | 395481 | 02/17/26 | 02/17/26 | MSS |
| 2-Nitroaniline | ND | | ug/L | 49 | 4.2 | 0.97 | 395481 | 02/17/26 | 02/17/26 | MSS |
| Dimethylphthalate | ND | | ug/L | 9.7 | 3.3 | 0.97 | 395481 | 02/17/26 | 02/17/26 | MSS |
| Acenaphthylene | ND | | ug/L | 9.7 | 3.7 | 0.97 | 395481 | 02/17/26 | 02/17/26 | MSS |
| 2,6-Dinitrotoluene | ND | | ug/L | 9.7 | 4.3 | 0.97 | 395481 | 02/17/26 | 02/17/26 | MSS |
| 3-Nitroaniline | ND | | ug/L | 9.7 | 3.9 | 0.97 | 395481 | 02/17/26 | 02/17/26 | MSS |
| Acenaphthene | ND | | ug/L | 9.7 | 3.1 | 0.97 | 395481 | 02/17/26 | 02/17/26 | MSS |
| 2,4-Dinitrophenol | ND | | ug/L | 49 | 14 | 0.97 | 395481 | 02/17/26 | 02/17/26 | MSS |
| 4-Nitrophenol | ND | | ug/L | 49 | 8.2 | 0.97 | 395481 | 02/17/26 | 02/17/26 | MSS |
| Dibenzofuran | ND | | ug/L | 9.7 | 3.1 | 0.97 | 395481 | 02/17/26 | 02/17/26 | MSS |
| 2,4-Dinitrotoluene | ND | | ug/L | 9.7 | 4.1 | 0.97 | 395481 | 02/17/26 | 02/17/26 | MSS |
| Diethylphthalate | ND | | ug/L | 9.7 | 2.8 | 0.97 | 395481 | 02/17/26 | 02/17/26 | MSS |
| Fluorene | ND | | ug/L | 9.7 | 3.0 | 0.97 | 395481 | 02/17/26 | 02/17/26 | MSS |
| 4-Chlorophenyl-phenylether | ND | | ug/L | 9.7 | 3.0 | 0.97 | 395481 | 02/17/26 | 02/17/26 | MSS |
| 4-Nitroaniline | ND | | ug/L | 9.7 | 3.2 | 0.97 | 395481 | 02/17/26 | 02/17/26 | MSS |
| 4,6-Dinitro-2-methylphenol | ND | | ug/L | 49 | 17 | 0.97 | 395481 | 02/17/26 | 02/17/26 | MSS |
| N-Nitrosodiphenylamine | ND | | ug/L | 9.7 | 3.8 | 0.97 | 395481 | 02/17/26 | 02/17/26 | MSS |
| 1,2-diphenylhydrazine (as azobenzene) | ND | | ug/L | 9.7 | 2.8 | 0.97 | 395481 | 02/17/26 | 02/17/26 | MSS |
| 4-Bromophenyl-phenylether | ND | | ug/L | 9.7 | 3.2 | 0.97 | 395481 | 02/17/26 | 02/17/26 | MSS |
| Hexachlorobenzene | ND | | ug/L | 9.7 | 2.9 | 0.97 | 395481 | 02/17/26 | 02/17/26 | MSS |
| Pentachlorophenol | ND | | ug/L | 24 | 5.5 | 0.97 | 395481 | 02/17/26 | 02/17/26 | MSS |
| Phenanthrene | ND | | ug/L | 9.7 | 2.8 | 0.97 | 395481 | 02/17/26 | 02/17/26 | MSS |
| Anthracene | ND | | ug/L | 9.7 | 2.7 | 0.97 | 395481 | 02/17/26 | 02/17/26 | MSS |
| Di-n-butylphthalate | ND | | ug/L | 9.7 | 2.9 | 0.97 | 395481 | 02/17/26 | 02/17/26 | MSS |
| Fluoranthene | ND | | ug/L | 9.7 | 2.7 | 0.97 | 395481 | 02/17/26 | 02/17/26 | MSS |



Results for any subcontracted analyses are not included in this section.

ENTHALPY ANALYTICAL

# Analysis Results for 553207

| 553207-002 Analyte | Result | Qual | Units | RL | MDL | DF | Batch | Prepared | Analyzed | Chemist |
|---|---|---|---|---|---|---|---|---|---|---|
| Benzidine | ND | | ug/L | 49 | 18 | 0.97 | 395481 | 02/17/26 | 02/17/26 | MSS |
| Pyrene | ND | | ug/L | 9.7 | 2.6 | 0.97 | 395481 | 02/17/26 | 02/17/26 | MSS |
| Butylbenzylphthalate | ND | | ug/L | 9.7 | 3.5 | 0.97 | 395481 | 02/17/26 | 02/17/26 | MSS |
| 3,3'-Dichlorobenzidine | ND | | ug/L | 24 | 5.0 | 0.97 | 395481 | 02/17/26 | 02/17/26 | MSS |
| Benzo(a)anthracene | ND | | ug/L | 9.7 | 2.3 | 0.97 | 395481 | 02/17/26 | 02/17/26 | MSS |
| Chrysene | ND | | ug/L | 9.7 | 2.4 | 0.97 | 395481 | 02/17/26 | 02/17/26 | MSS |
| bis(2-Ethylhexyl)phthalate | ND | | ug/L | 9.7 | 3.2 | 0.97 | 395481 | 02/17/26 | 02/17/26 | MSS |
| Di-n-octylphthalate | ND | | ug/L | 9.7 | 4.6 | 0.97 | 395481 | 02/17/26 | 02/17/26 | MSS |
| Benzo(b)fluoranthene | ND | | ug/L | 9.7 | 2.9 | 0.97 | 395481 | 02/17/26 | 02/17/26 | MSS |
| Benzo(k)fluoranthene | ND | | ug/L | 9.7 | 3.0 | 0.97 | 395481 | 02/17/26 | 02/17/26 | MSS |
| Benzo(a)pyrene | ND | | ug/L | 9.7 | 3.1 | 0.97 | 395481 | 02/17/26 | 02/17/26 | MSS |
| Indeno(1,2,3-cd)pyrene | ND | | ug/L | 9.7 | 4.1 | 0.97 | 395481 | 02/17/26 | 02/17/26 | MSS |
| Dibenz(a,h)anthracene | ND | | ug/L | 9.7 | 4.0 | 0.97 | 395481 | 02/17/26 | 02/17/26 | MSS |
| Benzo(g,h,i)perylene | ND | | ug/L | 9.7 | 4.0 | 0.97 | 395481 | 02/17/26 | 02/17/26 | MSS |
| **Surrogates** | | | | **Limits** | | | | | | |
| 2-Fluorophenol | 44% | | %REC | 15-120 | | 0.97 | 395481 | 02/17/26 | 02/17/26 | MSS |
| Phenol-d6 | 31% | | %REC | 15-120 | | 0.97 | 395481 | 02/17/26 | 02/17/26 | MSS |
| 2,4,6-Tribromophenol | 79% | | %REC | 15-140 | | 0.97 | 395481 | 02/17/26 | 02/17/26 | MSS |
| Nitrobenzene-d5 | 81% | | %REC | 15-123 | | 0.97 | 395481 | 02/17/26 | 02/17/26 | MSS |
| 2-Fluorobiphenyl | 67% | | %REC | 15-120 | | 0.97 | 395481 | 02/17/26 | 02/17/26 | MSS |
| Terphenyl-d14 | 84% | | %REC | 15-120 | | 0.97 | 395481 | 02/17/26 | 02/17/26 | MSS |
| Method: SM 4500-CN-E<br>Prep Method: METHOD | | | | | | | | | | |
| Cyanide | ND | | mg/L | 0.0050 | 0.0017 | 0.5 | 395536 | 02/17/26 | 02/18/26 | JAK |
| Method: SM 4500-S2-D<br>Prep Method: METHOD | | | | | | | | | | |
| Sulfide | ND | | mg/L | 0.10 | | 1 | 395526 | 02/17/26 | 02/17/26 | LVL |
| Method: SM 5310B<br>Prep Method: SM 5310B | | | | | | | | | | |
| Total Organic Carbon | ND | | mg/L | 1.0 | 0.49 | 1 | 395528 | 02/17/26 | 02/17/26 | BDR |
| Method: SM 9221B<br>Prep Method: METHOD | | | | | | | | | | |
| Coliform, Total | **>1,600** | H | MPN/100ml | 1.8 | | 1 | 395589 | 02/17/26 14:26 | 02/19/26 15:15 | LXT |
| Method: SM 9221F | | | | | | | | | | |
| Coliform, E. Coli | **1,600** | H | MPN/100ml | 1.8 | | 1 | 395589 | 02/17/26 14:26 | 02/19/26 15:15 | LXT |
| Method: SM2130B | | | | | | | | | | |
| Turbidity | **36,000** | | NTU | 2.0 | 1.2 | 10 | 395530 | 02/17/26 14:07 | 02/17/26 14:07 | TRR |
| Method: SM2320B<br>Prep Method: METHOD | | | | | | | | | | |
| Bicarbonate | **56** | | mg/L | 3.0 | | 1.3 | 395653 | 02/18/26 | 02/18/26 | WWC |
| Alkalinity, Total as CaCO3 | **60** | | mg/L | 2.5 | | 1.3 | 395653 | 02/18/26 | 02/18/26 | WWC |
| Method: SM2510B<br>Prep Method: METHOD | | | | | | | | | | |
| Specific Conductance | **680** | | umhos/cm | 1.0 | | 1 | 395466 | 02/16/26 | 02/16/26 | AAB |
| Method: SM2540C<br>Prep Method: METHOD | | | | | | | | | | |
| Total Dissolved Solids | **510** | | mg/L | 20 | | 2 | 395465 | 02/16/26 | 02/18/26 | AAB |



Results for any subcontracted analyses are not included in this section.

ENTHALPY ANALYTICAL

# Analysis Results for 553207

| 553207-002 Analyte | Result | Qual | Units | RL | MDL | DF | Batch | Prepared | Analyzed | Chemist |
|---|---|---|---|---|---|---|---|---|---|---|
| Method: SM2540D<br>Prep Method: METHOD | | | | | | | | | | |
| Total Suspended Solids | **19,000** | | mg/L | 0.5 | | 1 | 395502 | 02/17/26 | 02/17/26 | JAG |
| Method: SM5210B<br>Prep Method: METHOD | | | | | | | | | | |
| Biochemical Oxygen Demand | **11** | | mg/L | 3.0 | | 1 | 395456 | 02/16/26 19:13 | 02/21/26 15:25 | AAB |
| Method: SM5220D<br>Prep Method: SM 5220D | | | | | | | | | | |
| Chemical Oxygen Demand | **48** | | mg/L | 4.0 | 2.0 | 1 | 395517 | 02/17/26 | 02/17/26 | RDL |

| | |
|---|---|
| > | Value exceeds indicated concentration |
| BOD5 | Estimated result, under-depleted, highest volume replicate reported |
| H | Holding time was exceeded |
| J | Estimated value |
| ND | Not Detected |



Results for any subcontracted analyses are not included in this section.

ENTHALPY ANALYTICAL

# Batch QC

| Type: Blank | Lab ID: QC1341120 | Batch: 395496 |
|---|---|---|
| Matrix: Water | Method: EPA 1664A | Prep Method: METHOD |

| QC1341120 Analyte | Result | Qual | Units | RL | MDL | Prepared | Analyzed |
|---|---|---|---|---|---|---|---|
| Total Oil and Grease | ND | | mg/L | 5.0 | 0.97 | 02/17/26 | 02/18/26 |

| Type: Lab Control Sample | Lab ID: QC1341121 | Batch: 395496 |
|---|---|---|
| Matrix: Water | Method: EPA 1664A | Prep Method: METHOD |

| QC1341121 Analyte | Result | Spiked | Units | Recovery | Qual | Limits |
|---|---|---|---|---|---|---|
| Total Oil and Grease | 36.30 | 40.00 | mg/L | 91% | | 78-114 |

| Type: Lab Control Sample Duplicate | Lab ID: QC1341122 | Batch: 395496 |
|---|---|---|
| Matrix: Water | Method: EPA 1664A | Prep Method: METHOD |

| QC1341122 Analyte | Result | Spiked | Units | Recovery | Qual | Limits | RPD | RPD Lim |
|---|---|---|---|---|---|---|---|---|
| Total Oil and Grease | 36.10 | 40.00 | mg/L | 90% | | 78-114 | 1 | 18 |

| Type: Blank | Lab ID: QC1341116 | Batch: 395497 |
|---|---|---|
| Matrix: Water | Method: EPA 200.7 | Prep Method: EPA 3015A |

| QC1341116 Analyte | Result | Qual | Units | RL | MDL | Prepared | Analyzed |
|---|---|---|---|---|---|---|---|
| Calcium | 0.22 | | mg/L | 0.10 | 0.0095 | 02/17/26 | 02/17/26 |
| Magnesium | ND | | mg/L | 0.10 | 0.017 | 02/17/26 | 02/17/26 |
| Potassium | 0.90 | | mg/L | 0.50 | 0.20 | 02/17/26 | 02/17/26 |
| Sodium | 2.9 | | mg/L | 0.50 | 0.017 | 02/17/26 | 02/18/26 |

| Type: Lab Control Sample | Lab ID: QC1341117 | Batch: 395497 |
|---|---|---|
| Matrix: Water | Method: EPA 200.7 | Prep Method: EPA 3015A |

| QC1341117 Analyte | Result | Spiked | Units | Recovery | Qual | Limits |
|---|---|---|---|---|---|---|
| Calcium | 18.51 | 20.40 | mg/L | 91% | | 85-115 |
| Magnesium | 18.74 | 20.40 | mg/L | 92% | | 85-115 |
| Potassium | 21.10 | 24.00 | mg/L | 88% | | 85-115 |
| Sodium | 20.18 | 20.40 | mg/L | 99% | | 85-115 |

| Type: Matrix Spike | Lab ID: QC1341118 | Batch: 395497 |
|---|---|---|
| Matrix (Source ID): Water (552611-002) | Method: EPA 200.7 | Prep Method: EPA 3015A |

| QC1341118 Analyte | Result | Source Sample Result | Spiked | Units | Recovery | Qual | Limits | DF |
|---|---|---|---|---|---|---|---|---|
| Calcium | 135.0 | 118.5 | 20.40 | mg/L | 81% | NM | 75-125 | 1 |
| Magnesium | 38.88 | 21.34 | 20.40 | mg/L | 86% | | 75-125 | 1 |
| Potassium | 36.60 | 16.16 | 24.00 | mg/L | 85% | | 75-125 | 1 |
| Sodium | 147.0 | 130.4 | 20.40 | mg/L | 81% | NM | 75-125 | 1 |

ENTHALPY ANALYTICAL

# Batch QC

| Type: | Matrix Spike Duplicate | Lab ID: | QC1341119 | Batch: | 395497 |
|---|---|---|---|---|---|
| Matrix (Source ID): | Water (552611-002) | Method: | EPA 200.7 | Prep Method: | EPA 3015A |

| QC1341119 Analyte | Result | Source Sample Result | Spiked | Units | Recovery | Qual | Limits | RPD | RPD Lim | DF |
|---|---|---|---|---|---|---|---|---|---|---|
| Calcium | 136.9 | 118.5 | 20.40 | mg/L | 90% | NM | 75-125 | 1 | 20 | 1 |
| Magnesium | 40.40 | 21.34 | 20.40 | mg/L | 93% | | 75-125 | 4 | 20 | 1 |
| Potassium | 38.12 | 16.16 | 24.00 | mg/L | 92% | | 75-125 | 4 | 20 | 1 |
| Sodium | 148.8 | 130.4 | 20.40 | mg/L | 91% | NM | 75-125 | 1 | 20 | 1 |

| Type: | Serial Dilution | Lab ID: | QC1341214 | Batch: | 395497 |
|---|---|---|---|---|---|
| Matrix (Source ID): | Water (552611-002) | Method: | EPA 200.7 | Prep Method: | EPA 3015A |

| QC1341214 Analyte | Result | Source Sample Result | Units | Qual | RPD | RPD Lim | DF |
|---|---|---|---|---|---|---|---|
| Calcium | 126.9 | 118.5 | mg/L | | | | 5 |
| Magnesium | 22.86 | 21.34 | mg/L | | | | 5 |
| Potassium | 16.66 | 16.16 | mg/L | | | | 5 |
| Sodium | 140.3 | 130.4 | mg/L | | | | 5 |

| Type: | Blank | Lab ID: | QC1341496 | Batch: | 395627 |
|---|---|---|---|---|---|
| Matrix: | Water | Method: | EPA 200.7 | Prep Method: | EPA 3015A |

| QC1341496 Analyte | Result | Qual | Units | RL | MDL | Prepared | Analyzed |
|---|---|---|---|---|---|---|---|
| Iron | ND | | mg/L | 0.020 | 0.017 | 02/18/26 | 02/18/26 |

| Type: | Lab Control Sample | Lab ID: | QC1341497 | Batch: | 395627 |
|---|---|---|---|---|---|
| Matrix: | Water | Method: | EPA 200.7 | Prep Method: | EPA 3015A |

| QC1341497 Analyte | Result | Spiked | Units | Recovery | Qual | Limits |
|---|---|---|---|---|---|---|
| Iron | 0.3638 | 0.4000 | mg/L | 91% | | 85-115 |

| Type: | Matrix Spike | Lab ID: | QC1341498 | Batch: | 395627 |
|---|---|---|---|---|---|
| Matrix (Source ID): | Water (553258-001) | Method: | EPA 200.7 | Prep Method: | EPA 3015A |

| QC1341498 Analyte | Result | Source Sample Result | Spiked | Units | Recovery | Qual | Limits | DF |
|---|---|---|---|---|---|---|---|---|
| Iron | 0.5404 | 0.1591 | 0.4000 | mg/L | 95% | | 75-125 | 1 |

| Type: | Matrix Spike Duplicate | Lab ID: | QC1341499 | Batch: | 395627 |
|---|---|---|---|---|---|
| Matrix (Source ID): | Water (553258-001) | Method: | EPA 200.7 | Prep Method: | EPA 3015A |

| QC1341499 Analyte | Result | Source Sample Result | Spiked | Units | Recovery | Qual | Limits | RPD | RPD Lim | DF |
|---|---|---|---|---|---|---|---|---|---|---|
| Iron | 0.5460 | 0.1591 | 0.4000 | mg/L | 97% | | 75-125 | 1 | 20 | 1 |

ENTHALPY ANALYTICAL

# Batch QC

| | | | | | |
|---|---|---|---|---|---|
| **Type:** | **Serial Dilution** | **Lab ID:** | **QC1341543** | **Batch:** | **395627** |
| **Matrix (Source ID):** | **Water (553258-001)** | **Method:** | **EPA 200.7** | **Prep Method:** | **EPA 3015A** |

| QC1341543 Analyte | Result | Source Sample Result | Units | Qual | RPD | RPD Lim | DF |
|---|---|---|---|---|---|---|---|
| Iron | 0.1572 | 0.1591 | mg/L | | | | 5 |

| | | | | | |
|---|---|---|---|---|---|
| **Type:** | **Blank** | **Lab ID:** | **QC1341220** | **Batch:** | **395533** |
| **Matrix:** | **Water** | **Method:** | **EPA 200.8** | **Prep Method:** | **EPA 3015A** |

| QC1341220 Analyte | Result | Qual | Units | RL | MDL | Prepared | Analyzed |
|---|---|---|---|---|---|---|---|
| Antimony | ND | | ug/L | 2.0 | 1.0 | 02/17/26 | 02/17/26 |
| Arsenic | ND | | ug/L | 2.0 | 0.27 | 02/17/26 | 02/17/26 |
| Barium | ND | | ug/L | 5.0 | 0.44 | 02/17/26 | 02/17/26 |
| Beryllium | ND | | ug/L | 1.0 | 0.060 | 02/17/26 | 02/17/26 |
| Boron | ND | | ug/L | 10 | 7.7 | 02/17/26 | 02/17/26 |
| Cadmium | ND | | ug/L | 1.0 | 0.072 | 02/17/26 | 02/17/26 |
| Chromium | ND | | ug/L | 5.0 | 0.43 | 02/17/26 | 02/17/26 |
| Cobalt | ND | | ug/L | 1.0 | 0.090 | 02/17/26 | 02/17/26 |
| Copper | ND | | ug/L | 3.0 | 0.96 | 02/17/26 | 02/17/26 |
| Lead | ND | | ug/L | 5.0 | 0.23 | 02/17/26 | 02/17/26 |
| Manganese | ND | | ug/L | 10 | 3.8 | 02/17/26 | 02/17/26 |
| Nickel | ND | | ug/L | 5.0 | 1.3 | 02/17/26 | 02/17/26 |
| Selenium | ND | | ug/L | 2.0 | 1.9 | 02/17/26 | 02/17/26 |
| Silver | ND | | ug/L | 5.0 | 0.37 | 02/17/26 | 02/17/26 |
| Thallium | ND | | ug/L | 1.0 | 0.25 | 02/17/26 | 02/17/26 |
| Tin | ND | | ug/L | 5.0 | 1.5 | 02/17/26 | 02/17/26 |
| Vanadium | ND | | ug/L | 5.0 | 0.36 | 02/17/26 | 02/17/26 |
| Zinc | ND | | ug/L | 10 | 7.6 | 02/17/26 | 02/17/26 |

ENTHALPY ANALYTICAL

# Batch QC

| | | | | | |
|---|---|---|---|---|---|
| **Type:** | **Lab Control Sample** | **Lab ID:** | **QC1341221** | **Batch:** | **395533** |
| **Matrix:** | **Water** | **Method:** | **EPA 200.8** | **Prep Method:** | **EPA 3015A** |

| QC1341221 Analyte | Result | Spiked | Units | Recovery | Qual | Limits |
|---|---|---|---|---|---|---|
| Antimony | 105.6 | 100.0 | ug/L | 106% | | 85-115 |
| Arsenic | 98.43 | 100.0 | ug/L | 98% | | 85-115 |
| Barium | 98.00 | 100.0 | ug/L | 98% | | 85-115 |
| Beryllium | 95.79 | 100.0 | ug/L | 96% | | 85-115 |
| Boron | 87.05 | 100.0 | ug/L | 87% | | 85-115 |
| Cadmium | 98.83 | 100.0 | ug/L | 99% | | 85-115 |
| Chromium | 98.07 | 100.0 | ug/L | 98% | | 85-115 |
| Cobalt | 98.09 | 100.0 | ug/L | 98% | | 85-115 |
| Copper | 97.18 | 100.0 | ug/L | 97% | | 85-115 |
| Lead | 96.42 | 100.0 | ug/L | 96% | | 85-115 |
| Manganese | 99.67 | 100.0 | ug/L | 100% | | 85-115 |
| Nickel | 99.03 | 100.0 | ug/L | 99% | | 85-115 |
| Selenium | 96.10 | 100.0 | ug/L | 96% | | 85-115 |
| Silver | 48.82 | 50.00 | ug/L | 98% | | 85-115 |
| Thallium | 96.69 | 100.0 | ug/L | 97% | | 85-115 |
| Tin | 94.22 | 100.0 | ug/L | 94% | | 85-115 |
| Vanadium | 98.58 | 100.0 | ug/L | 99% | | 85-115 |
| Zinc | 97.50 | 100.0 | ug/L | 97% | | 85-115 |

| | | | | | |
|---|---|---|---|---|---|
| **Type:** | **Matrix Spike** | **Lab ID:** | **QC1341234** | **Batch:** | **395533** |
| **Matrix (Source ID):** | **Water (553180-001)** | **Method:** | **EPA 200.8** | **Prep Method:** | **EPA 3015A** |

| QC1341234 Analyte | Result | Source Sample Result | Spiked | Units | Recovery | Qual | Limits | DF |
|---|---|---|---|---|---|---|---|---|
| Antimony | 116.7 | 6.968 | 100.0 | ug/L | 110% | | 70-130 | 10 |
| Arsenic | 101.4 | 3.322 | 100.0 | ug/L | 98% | | 70-130 | 10 |
| Barium | 964.1 | 814.0 | 100.0 | ug/L | 150% | NM | 70-130 | 10 |
| Beryllium | 102.2 | ND | 100.0 | ug/L | 102% | | 70-130 | 10 |
| Boron | 329.1 | 205.2 | 100.0 | ug/L | 124% | NM | 70-130 | 10 |
| Cadmium | 104.2 | 1.633 | 100.0 | ug/L | 103% | | 70-130 | 10 |
| Chromium | 105.9 | 6.860 | 100.0 | ug/L | 99% | | 70-130 | 10 |
| Cobalt | 99.19 | 1.546 | 100.0 | ug/L | 98% | | 70-130 | 10 |
| Copper | 368.2 | 271.6 | 100.0 | ug/L | 97% | | 70-130 | 10 |
| Lead | 145.5 | 40.05 | 100.0 | ug/L | 105% | | 70-130 | 10 |
| Manganese | 180.9 | 78.49 | 100.0 | ug/L | 102% | | 70-130 | 10 |
| Nickel | 117.6 | 16.29 | 100.0 | ug/L | 101% | | 70-130 | 10 |
| Selenium | 89.36 | ND | 100.0 | ug/L | 89% | | 70-130 | 10 |
| Silver | 50.83 | ND | 50.00 | ug/L | 102% | | 70-130 | 10 |
| Thallium | 100.1 | ND | 100.0 | ug/L | 100% | | 70-130 | 10 |
| Tin | 112.1 | 2.309 | 100.0 | ug/L | 110% | | 70-130 | 10 |
| Vanadium | 104.1 | 3.427 | 100.0 | ug/L | 101% | | 70-130 | 10 |
| Zinc | 637.9 | 538.9 | 100.0 | ug/L | 99% | NM | 70-130 | 10 |

ENTHALPY ANALYTICAL

# Batch QC

| Type: | Matrix Spike Duplicate | Lab ID: | QC1341235 | Batch: | 395533 |
|---|---|---|---|---|---|
| Matrix (Source ID): | Water (553180-001) | Method: | EPA 200.8 | Prep Method: | EPA 3015A |

| QC1341235 Analyte | Result | Source Sample Result | Spiked | Units | Recovery | Qual | Limits | RPD | RPD Lim | DF |
|---|---|---|---|---|---|---|---|---|---|---|
| Antimony | 109.6 | 6.968 | 100.0 | ug/L | 103% | | 70-130 | 6 | 20 | 10 |
| Arsenic | 97.31 | 3.322 | 100.0 | ug/L | 94% | | 70-130 | 4 | 20 | 10 |
| Barium | 922.2 | 814.0 | 100.0 | ug/L | 108% | NM | 70-130 | 4 | 20 | 10 |
| Beryllium | 92.98 | ND | 100.0 | ug/L | 93% | | 70-130 | 9 | 20 | 10 |
| Boron | 323.2 | 205.2 | 100.0 | ug/L | 118% | NM | 70-130 | 2 | 20 | 10 |
| Cadmium | 96.79 | 1.633 | 100.0 | ug/L | 95% | | 70-130 | 7 | 20 | 10 |
| Chromium | 101.2 | 6.860 | 100.0 | ug/L | 94% | | 70-130 | 5 | 20 | 10 |
| Cobalt | 96.20 | 1.546 | 100.0 | ug/L | 95% | | 70-130 | 3 | 20 | 10 |
| Copper | 366.2 | 271.6 | 100.0 | ug/L | 95% | | 70-130 | 1 | 20 | 10 |
| Lead | 134.0 | 40.05 | 100.0 | ug/L | 94% | | 70-130 | 8 | 20 | 10 |
| Manganese | 194.1 | 78.49 | 100.0 | ug/L | 116% | | 70-130 | 7 | 20 | 10 |
| Nickel | 113.7 | 16.29 | 100.0 | ug/L | 97% | | 70-130 | 3 | 20 | 10 |
| Selenium | 87.64 | ND | 100.0 | ug/L | 88% | | 70-130 | 2 | 20 | 10 |
| Silver | 45.79 | ND | 50.00 | ug/L | 92% | | 70-130 | 10 | 20 | 10 |
| Thallium | 96.03 | ND | 100.0 | ug/L | 96% | | 70-130 | 4 | 20 | 10 |
| Tin | 105.4 | 2.309 | 100.0 | ug/L | 103% | | 70-130 | 6 | 20 | 10 |
| Vanadium | 98.21 | 3.427 | 100.0 | ug/L | 95% | | 70-130 | 6 | 20 | 10 |
| Zinc | 657.3 | 538.9 | 100.0 | ug/L | 118% | NM | 70-130 | 3 | 20 | 10 |

| Type: | Matrix Spike | Lab ID: | QC1341236 | Batch: | 395533 |
|---|---|---|---|---|---|
| Matrix (Source ID): | Water (553180-002) | Method: | EPA 200.8 | Prep Method: | EPA 3015A |

| QC1341236 Analyte | Result | Source Sample Result | Spiked | Units | Recovery | Qual | Limits | DF |
|---|---|---|---|---|---|---|---|---|
| Antimony | 113.0 | 4.489 | 100.0 | ug/L | 108% | | 70-130 | 10 |
| Arsenic | 100.2 | 1.647 | 100.0 | ug/L | 99% | | 70-130 | 10 |
| Barium | 440.0 | 340.4 | 100.0 | ug/L | 100% | | 70-130 | 10 |
| Beryllium | 100.9 | ND | 100.0 | ug/L | 101% | | 70-130 | 10 |
| Boron | 244.3 | 151.2 | 100.0 | ug/L | 93% | | 70-130 | 10 |
| Cadmium | 97.02 | ND | 100.0 | ug/L | 97% | | 70-130 | 10 |
| Chromium | 100.7 | 2.456 | 100.0 | ug/L | 98% | | 70-130 | 10 |
| Cobalt | 95.79 | 0.2770 | 100.0 | ug/L | 96% | | 70-130 | 10 |
| Copper | 97.87 | 11.93 | 100.0 | ug/L | 86% | | 70-130 | 10 |
| Lead | 101.7 | 3.559 | 100.0 | ug/L | 98% | | 70-130 | 10 |
| Manganese | 124.9 | 25.62 | 100.0 | ug/L | 99% | | 70-130 | 10 |
| Nickel | 98.75 | 2.124 | 100.0 | ug/L | 97% | | 70-130 | 10 |
| Selenium | 80.07 | ND | 100.0 | ug/L | 80% | | 70-130 | 10 |
| Silver | 47.63 | ND | 50.00 | ug/L | 95% | | 70-130 | 10 |
| Thallium | 98.31 | ND | 100.0 | ug/L | 98% | | 70-130 | 10 |
| Tin | 94.55 | ND | 100.0 | ug/L | 95% | | 70-130 | 10 |
| Vanadium | 98.69 | 0.9450 | 100.0 | ug/L | 98% | | 70-130 | 10 |
| Zinc | 154.9 | 46.01 | 100.0 | ug/L | 109% | | 70-130 | 10 |

ENTHALPY ANALYTICAL

# Batch QC

| Type: | Matrix Spike Duplicate | Lab ID: | QC1341237 | Batch: | 395533 |
|---|---|---|---|---|---|
| Matrix (Source ID): | Water (553180-002) | Method: | EPA 200.8 | Prep Method: | EPA 3015A |

| QC1341237 Analyte | Result | Source Sample Result | Spiked | Units | Recovery | Qual | Limits | RPD | RPD Lim | DF |
|---|---|---|---|---|---|---|---|---|---|---|
| Antimony | 106.8 | 4.489 | 100.0 | ug/L | 102% | | 70-130 | 6 | 20 | 10 |
| Arsenic | 102.2 | 1.647 | 100.0 | ug/L | 101% | | 70-130 | 2 | 20 | 10 |
| Barium | 436.0 | 340.4 | 100.0 | ug/L | 96% | | 70-130 | 1 | 20 | 10 |
| Beryllium | 95.08 | ND | 100.0 | ug/L | 95% | | 70-130 | 6 | 20 | 10 |
| Boron | 240.9 | 151.2 | 100.0 | ug/L | 90% | | 70-130 | 1 | 20 | 10 |
| Cadmium | 94.94 | ND | 100.0 | ug/L | 95% | | 70-130 | 2 | 20 | 10 |
| Chromium | 97.30 | 2.456 | 100.0 | ug/L | 95% | | 70-130 | 3 | 20 | 10 |
| Cobalt | 97.95 | 0.2770 | 100.0 | ug/L | 98% | | 70-130 | 2 | 20 | 10 |
| Copper | 103.4 | 11.93 | 100.0 | ug/L | 91% | | 70-130 | 6 | 20 | 10 |
| Lead | 100.3 | 3.559 | 100.0 | ug/L | 97% | | 70-130 | 1 | 20 | 10 |
| Manganese | 125.1 | 25.62 | 100.0 | ug/L | 99% | | 70-130 | 0 | 20 | 10 |
| Nickel | 99.69 | 2.124 | 100.0 | ug/L | 98% | | 70-130 | 1 | 20 | 10 |
| Selenium | 92.10 | ND | 100.0 | ug/L | 92% | | 70-130 | 14 | 20 | 10 |
| Silver | 48.75 | ND | 50.00 | ug/L | 98% | | 70-130 | 2 | 20 | 10 |
| Thallium | 96.93 | ND | 100.0 | ug/L | 97% | | 70-130 | 1 | 20 | 10 |
| Tin | 96.27 | ND | 100.0 | ug/L | 96% | | 70-130 | 2 | 20 | 10 |
| Vanadium | 99.16 | 0.9450 | 100.0 | ug/L | 98% | | 70-130 | 0 | 20 | 10 |
| Zinc | 149.7 | 46.01 | 100.0 | ug/L | 104% | | 70-130 | 3 | 20 | 10 |

| Type: | Blank | Lab ID: | QC1341089 | Batch: | 395489 |
|---|---|---|---|---|---|
| Matrix: | Water | Method: | EPA 245.1 | Prep Method: | EPA 245.1 |

| QC1341089 Analyte | Result | Qual | Units | RL | MDL | Prepared | Analyzed |
|---|---|---|---|---|---|---|---|
| Mercury | ND | | ug/L | 0.40 | 0.091 | 02/17/26 | 02/17/26 |

| Type: | Lab Control Sample | Lab ID: | QC1341090 | Batch: | 395489 |
|---|---|---|---|---|---|
| Matrix: | Water | Method: | EPA 245.1 | Prep Method: | EPA 245.1 |

| QC1341090 Analyte | Result | Spiked | Units | Recovery | Qual | Limits |
|---|---|---|---|---|---|---|
| Mercury | 4.840 | 5.000 | ug/L | 97% | | 85-115 |

| Type: | Matrix Spike | Lab ID: | QC1341091 | Batch: | 395489 |
|---|---|---|---|---|---|
| Matrix (Source ID): | Water (553001-001) | Method: | EPA 245.1 | Prep Method: | EPA 245.1 |

| QC1341091 Analyte | Result | Source Sample Result | Spiked | Units | Recovery | Qual | Limits | DF |
|---|---|---|---|---|---|---|---|---|
| Mercury | 2.199 | ND | 5.000 | ug/L | 44% | * | 75-125 | 1 |

ENTHALPY ANALYTICAL

# Batch QC

| | | | | | |
|---|---|---|---|---|---|
| **Type:** | **Matrix Spike Duplicate** | **Lab ID:** | **QC1341092** | **Batch:** | **395489** |
| **Matrix (Source ID):** | **Water (553001-001)** | **Method:** | **EPA 245.1** | **Prep Method:** | **EPA 245.1** |

| QC1341092 Analyte | Result | Source Sample Result | Spiked | Units | Recovery | Qual | Limits | RPD | RPD Lim | DF |
|---|---|---|---|---|---|---|---|---|---|---|
| Mercury | 2.204 | ND | 5.000 | ug/L | 44% | * | 75-125 | 0 | 20 | 1 |

| | | | | | |
|---|---|---|---|---|---|
| **Type:** | **Matrix Spike** | **Lab ID:** | **QC1341093** | **Batch:** | **395489** |
| **Matrix (Source ID):** | **Water (553206-002)** | **Method:** | **EPA 245.1** | **Prep Method:** | **EPA 245.1** |

| QC1341093 Analyte | Result | Source Sample Result | Spiked | Units | Recovery | Qual | Limits | DF |
|---|---|---|---|---|---|---|---|---|
| Mercury | 859.4 | ND | 1000 | ug/L | 86% | | 75-125 | 200 |

| | | | | | |
|---|---|---|---|---|---|
| **Type:** | **Matrix Spike Duplicate** | **Lab ID:** | **QC1341094** | **Batch:** | **395489** |
| **Matrix (Source ID):** | **Water (553206-002)** | **Method:** | **EPA 245.1** | **Prep Method:** | **EPA 245.1** |

| QC1341094 Analyte | Result | Source Sample Result | Spiked | Units | Recovery | Qual | Limits | RPD | RPD Lim | DF |
|---|---|---|---|---|---|---|---|---|---|---|
| Mercury | 878.7 | ND | 1000 | ug/L | 88% | | 75-125 | 2 | 20 | 200 |

| | | | | | |
|---|---|---|---|---|---|
| **Type:** | **Blank** | **Lab ID:** | **QC1341047** | **Batch:** | **395480** |
| **Matrix:** | **Water** | **Method:** | **EPA 300.0** | **Prep Method:** | **METHOD** |

| QC1341047 Analyte | Result | Qual | Units | RL | MDL | Prepared | Analyzed |
|---|---|---|---|---|---|---|---|
| Fluoride | ND | | mg/L | 0.20 | 0.062 | 02/17/26 08:39 | 02/17/26 10:55 |
| Chloride | ND | | mg/L | 1.0 | 0.27 | 02/17/26 08:39 | 02/17/26 10:55 |
| Nitrogen, Nitrite | ND | | mg/L | 0.10 | 0.01 | 02/17/26 08:39 | 02/17/26 10:55 |
| Bromide | ND | | mg/L | 0.30 | 0.049 | 02/17/26 08:39 | 02/17/26 10:55 |
| Nitrogen, Nitrate | ND | | mg/L | 0.10 | 0.05 | 02/17/26 08:39 | 02/17/26 10:55 |
| Sulfate | ND | | mg/L | 1.0 | 0.26 | 02/17/26 08:39 | 02/17/26 10:55 |

| | | | | | |
|---|---|---|---|---|---|
| **Type:** | **Lab Control Sample** | **Lab ID:** | **QC1341048** | **Batch:** | **395480** |
| **Matrix:** | **Water** | **Method:** | **EPA 300.0** | **Prep Method:** | **METHOD** |

| QC1341048 Analyte | Result | Spiked | Units | Recovery | Qual | Limits |
|---|---|---|---|---|---|---|
| Fluoride | 9.808 | 10.00 | mg/L | 98% | | 90-110 |
| Chloride | 47.55 | 50.00 | mg/L | 95% | | 90-110 |
| Nitrogen, Nitrite | 4.461 | 4.567 | mg/L | 98% | | 90-110 |
| Bromide | 15.03 | 15.00 | mg/L | 100% | | 90-110 |
| Nitrogen, Nitrate | 4.517 | 4.518 | mg/L | 100% | | 90-110 |
| Sulfate | 25.16 | 25.00 | mg/L | 101% | | 90-110 |

ENTHALPY ANALYTICAL

# Batch QC

| Type: | Matrix Spike | Lab ID: | QC1341051 | Batch: | 395480 |
|---|---|---|---|---|---|
| Matrix (Source ID): | Water (552255-001) | Method: | EPA 300.0 | Prep Method: | METHOD |

| QC1341051 Analyte | Result | Source Sample Result | Spiked | Units | Recovery | Qual | Limits | DF |
|---|---|---|---|---|---|---|---|---|
| Fluoride | 7.736 | ND | 20.00 | mg/L | 39% | * | 80-129 | 1 |
| Chloride | 399.6 | 328.3 | 100.0 | mg/L | 71% | E,* | 80-123 | 1 |
| Nitrogen, Nitrite | 8.773 | 0.03079 | 9.134 | mg/L | 96% | | 80-122 | 1 |
| Bromide | 18.38 | 2.839 | 15.00 | mg/L | 104% | | 80-121 | 1 |
| Nitrogen, Nitrate | 9.511 | ND | 9.036 | mg/L | 105% | | 80-123 | 1 |
| Sulfate | 57.34 | 5.199 | 50.00 | mg/L | 104% | | 79-124 | 1 |

| Type: | Matrix Spike Duplicate | Lab ID: | QC1341052 | Batch: | 395480 |
|---|---|---|---|---|---|
| Matrix (Source ID): | Water (552255-001) | Method: | EPA 300.0 | Prep Method: | METHOD |

| QC1341052 Analyte | Result | Source Sample Result | Spiked | Units | Recovery | Qual | Limits | RPD | RPD Lim | DF |
|---|---|---|---|---|---|---|---|---|---|---|
| Fluoride | 7.458 | ND | 20.00 | mg/L | 37% | * | 80-129 | 4 | 21 | 1 |
| Chloride | 398.0 | 328.3 | 100.0 | mg/L | 70% | E,* | 80-123 | | 20 | 1 |
| Nitrogen, Nitrite | 8.484 | 0.03079 | 9.134 | mg/L | 93% | | 80-122 | 3 | 21 | 1 |
| Bromide | 17.94 | 2.839 | 15.00 | mg/L | 101% | | 80-121 | 2 | 20 | 1 |
| Nitrogen, Nitrate | 9.424 | ND | 9.036 | mg/L | 104% | | 80-123 | 1 | 20 | 1 |
| Sulfate | 55.75 | 5.199 | 50.00 | mg/L | 101% | | 79-124 | 3 | 20 | 1 |

| Type: | Blank | Lab ID: | QC1341095 | Batch: | 395490 |
|---|---|---|---|---|---|
| Matrix: | Water | Method: | EPA 350.1 | Prep Method: | METHOD |

| QC1341095 Analyte | Result | Qual | Units | RL | MDL | Prepared | Analyzed |
|---|---|---|---|---|---|---|---|
| Ammonia-N | ND | | mg/L | 0.10 | 0.068 | 02/17/26 | 02/17/26 |

| Type: | Lab Control Sample | Lab ID: | QC1341096 | Batch: | 395490 |
|---|---|---|---|---|---|
| Matrix: | Water | Method: | EPA 350.1 | Prep Method: | METHOD |

| QC1341096 Analyte | Result | Spiked | Units | Recovery | Qual | Limits |
|---|---|---|---|---|---|---|
| Ammonia-N | 0.9276 | 1.000 | mg/L | 93% | | 90-110 |

| Type: | Matrix Spike | Lab ID: | QC1341104 | Batch: | 395490 |
|---|---|---|---|---|---|
| Matrix (Source ID): | Water (552451-001) | Method: | EPA 350.1 | Prep Method: | SM 4500-NH3-G SD |

| QC1341104 Analyte | Result | Source Sample Result | Spiked | Units | Recovery | Qual | Limits | DF |
|---|---|---|---|---|---|---|---|---|
| Ammonia-N | 0.9906 | ND | 1.000 | mg/L | 99% | | 90-110 | 1 |

ENTHALPY ANALYTICAL

# Batch QC

| | | | | | |
|---|---|---|---|---|---|
| **Type:** | **Matrix Spike Duplicate** | **Lab ID:** | **QC1341105** | **Batch:** | **395490** |
| **Matrix (Source ID):** | **Water (552451-001)** | **Method:** | **EPA 350.1** | **Prep Method:** | **SM 4500-NH3-G SD** |

| QC1341105 Analyte | Result | Source Sample Result | Spiked | Units | Recovery | Qual | Limits | RPD | RPD Lim | DF |
|---|---|---|---|---|---|---|---|---|---|---|
| Ammonia-N | 0.9784 | ND | 1.000 | mg/L | 98% | | 90-110 | 1 | 20 | 1 |

| | | | | | |
|---|---|---|---|---|---|
| **Type:** | **Blank** | **Lab ID:** | **QC1341160** | **Batch:** | **395514** |
| **Matrix:** | **Water** | **Method:** | **EPA 420.1** | **Prep Method:** | **METHOD** |

| QC1341160 Analyte | Result | Qual | Units | RL | MDL | Prepared | Analyzed |
|---|---|---|---|---|---|---|---|
| Total Phenolics | ND | | mg/L | 0.010 | 0.0056 | 02/17/26 | 02/17/26 |

| | | | | | |
|---|---|---|---|---|---|
| **Type:** | **Lab Control Sample** | **Lab ID:** | **QC1341161** | **Batch:** | **395514** |
| **Matrix:** | **Water** | **Method:** | **EPA 420.1** | **Prep Method:** | **METHOD** |

| QC1341161 Analyte | Result | Spiked | Units | Recovery | Qual | Limits |
|---|---|---|---|---|---|---|
| Total Phenolics | 0.07000 | 0.08000 | mg/L | 88% | | 80-120 |

| | | | | | |
|---|---|---|---|---|---|
| **Type:** | **Lab Control Sample Duplicate** | **Lab ID:** | **QC1341162** | **Batch:** | **395514** |
| **Matrix:** | **Water** | **Method:** | **EPA 420.1** | **Prep Method:** | **METHOD** |

| QC1341162 Analyte | Result | Spiked | Units | Recovery | Qual | Limits | RPD | RPD Lim |
|---|---|---|---|---|---|---|---|---|
| Total Phenolics | 0.07000 | 0.08000 | mg/L | 88% | | 80-120 | 0 | 20 |

ENTHALPY ANALYTICAL

# Batch QC

| Type: Blank | Lab ID: QC1341055 | Batch: 395481 |
|---|---|---|
| Matrix: Water | | |

| QC1341055 Analyte | Result | Qual | Units | RL | MDL | Prepared | Analyzed |
|---|---|---|---|---|---|---|---|
| Method: EPA 625.1<br>Prep Method: EPA 3510C | | | | | | | |
| a-Terpineol | ND | | ug/L | 10 | 2.1 | 02/17/26 | 02/18/26 |
| Benzoic acid | ND | | ug/L | 50 | 11 | 02/17/26 | 02/17/26 |
| 2-Methylphenol | ND | | ug/L | 10 | 3.2 | 02/17/26 | 02/17/26 |
| Pyridine | ND | | ug/L | 10 | 2.8 | 02/17/26 | 02/17/26 |
| Phenol | ND | | ug/L | 10 | 2.1 | 02/17/26 | 02/17/26 |
| Naphthalene | ND | | ug/L | 10 | 3.6 | 02/17/26 | 02/17/26 |
| 3-,4-Methylphenol | ND | | ug/L | 10 | 3.0 | 02/17/26 | 02/17/26 |
| Cresol | ND | | ug/L | 10 | | 02/17/26 | 02/17/26 |
| **Surrogates** | | | | **Limits** | | | |
| 2-Fluorophenol | 44% | | %REC | 36-95 | | 02/17/26 | 02/17/26 |
| Phenol-d6 | 28% | | %REC | 28-82 | | 02/17/26 | 02/17/26 |
| 2,4,6-Tribromophenol | 68% | | %REC | 61-140 | | 02/17/26 | 02/17/26 |
| Nitrobenzene-d5 | 83% | | %REC | 48-123 | | 02/17/26 | 02/17/26 |
| 2-Fluorobiphenyl | 64% | | %REC | 51-105 | | 02/17/26 | 02/17/26 |
| Terphenyl-d14 | 81% | | %REC | 65-117 | | 02/17/26 | 02/17/26 |
| Method: EPA 8270E<br>Prep Method: EPA 3510C | | | | | | | |
| Carbazole | ND | | ug/L | 10 | 2.8 | 02/17/26 | 02/17/26 |
| N-Nitrosodimethylamine | ND | | ug/L | 10 | 2.9 | 02/17/26 | 02/17/26 |
| Aniline | ND | | ug/L | 10 | 2.8 | 02/17/26 | 02/17/26 |
| bis(2-Chloroethyl)ether | ND | | ug/L | 25 | 3.7 | 02/17/26 | 02/17/26 |
| 2-Chlorophenol | ND | | ug/L | 10 | 3.6 | 02/17/26 | 02/17/26 |
| 1,3-Dichlorobenzene | ND | | ug/L | 10 | 3.3 | 02/17/26 | 02/17/26 |
| 1,4-Dichlorobenzene | ND | | ug/L | 10 | 3.4 | 02/17/26 | 02/17/26 |
| Benzyl alcohol | ND | | ug/L | 25 | 5.8 | 02/17/26 | 02/17/26 |
| 1,2-Dichlorobenzene | ND | | ug/L | 10 | 3.3 | 02/17/26 | 02/17/26 |
| bis(2-Chloroisopropyl) ether | ND | | ug/L | 10 | 3.8 | 02/17/26 | 02/17/26 |
| N-Nitroso-di-n-propylamine | ND | | ug/L | 10 | 3.9 | 02/17/26 | 02/17/26 |
| Hexachloroethane | ND | | ug/L | 10 | 3.0 | 02/17/26 | 02/17/26 |
| Nitrobenzene | ND | | ug/L | 25 | 8.4 | 02/17/26 | 02/17/26 |
| Isophorone | ND | | ug/L | 10 | 3.7 | 02/17/26 | 02/17/26 |
| 2-Nitrophenol | ND | | ug/L | 10 | 5.4 | 02/17/26 | 02/17/26 |
| 2,4-Dimethylphenol | ND | | ug/L | 10 | 3.2 | 02/17/26 | 02/17/26 |
| bis(2-Chloroethoxy)methane | ND | | ug/L | 10 | 3.7 | 02/17/26 | 02/17/26 |
| 2,4-Dichlorophenol | ND | | ug/L | 10 | 3.7 | 02/17/26 | 02/17/26 |
| 1,2,4-Trichlorobenzene | ND | | ug/L | 10 | 3.4 | 02/17/26 | 02/17/26 |
| 4-Chloroaniline | ND | | ug/L | 10 | 3.1 | 02/17/26 | 02/17/26 |
| Hexachlorobutadiene | ND | | ug/L | 10 | 2.2 | 02/17/26 | 02/17/26 |
| 4-Chloro-3-methylphenol | ND | | ug/L | 10 | 3.6 | 02/17/26 | 02/17/26 |
| 2-Methylnaphthalene | ND | | ug/L | 10 | 3.4 | 02/17/26 | 02/17/26 |
| Hexachlorocyclopentadiene | ND | | ug/L | 25 | 7.8 | 02/17/26 | 02/17/26 |
| 2,4,6-Trichlorophenol | ND | | ug/L | 10 | 4.1 | 02/17/26 | 02/17/26 |
| 2,4,5-Trichlorophenol | ND | | ug/L | 10 | 3.7 | 02/17/26 | 02/17/26 |
| 2-Chloronaphthalene | ND | | ug/L | 10 | 3.4 | 02/17/26 | 02/17/26 |
| 2-Nitroaniline | ND | | ug/L | 50 | 4.3 | 02/17/26 | 02/17/26 |

ENTHALPY ANALYTICAL

## Batch QC

| QC1341055 Analyte | Result | Qual | Units | RL | MDL | Prepared | Analyzed |
|---|---|---|---|---|---|---|---|
| Dimethylphthalate | ND | | ug/L | 10 | 3.4 | 02/17/26 | 02/17/26 |
| Acenaphthylene | ND | | ug/L | 10 | 3.9 | 02/17/26 | 02/17/26 |
| 2,6-Dinitrotoluene | ND | | ug/L | 10 | 4.4 | 02/17/26 | 02/17/26 |
| 3-Nitroaniline | ND | | ug/L | 10 | 4.0 | 02/17/26 | 02/17/26 |
| Acenaphthene | ND | | ug/L | 10 | 3.2 | 02/17/26 | 02/17/26 |
| 2,4-Dinitrophenol | ND | | ug/L | 50 | 15 | 02/17/26 | 02/17/26 |
| 4-Nitrophenol | ND | | ug/L | 50 | 8.5 | 02/17/26 | 02/17/26 |
| Dibenzofuran | ND | | ug/L | 10 | 3.2 | 02/17/26 | 02/17/26 |
| 2,4-Dinitrotoluene | ND | | ug/L | 10 | 4.3 | 02/17/26 | 02/17/26 |
| Diethylphthalate | ND | | ug/L | 10 | 2.9 | 02/17/26 | 02/17/26 |
| Fluorene | ND | | ug/L | 10 | 3.1 | 02/17/26 | 02/17/26 |
| 4-Chlorophenyl-phenylether | ND | | ug/L | 10 | 3.1 | 02/17/26 | 02/17/26 |
| 4-Nitroaniline | ND | | ug/L | 10 | 3.3 | 02/17/26 | 02/17/26 |
| 4,6-Dinitro-2-methylphenol | ND | | ug/L | 50 | 17 | 02/17/26 | 02/17/26 |
| N-Nitrosodiphenylamine | ND | | ug/L | 10 | 4.0 | 02/17/26 | 02/17/26 |
| 1,2-diphenylhydrazine (as azobenzene) | ND | | ug/L | 10 | 2.9 | 02/17/26 | 02/17/26 |
| 4-Bromophenyl-phenylether | ND | | ug/L | 10 | 3.3 | 02/17/26 | 02/17/26 |
| Hexachlorobenzene | ND | | ug/L | 10 | 3.0 | 02/17/26 | 02/17/26 |
| Pentachlorophenol | ND | | ug/L | 25 | 5.7 | 02/17/26 | 02/17/26 |
| Phenanthrene | ND | | ug/L | 10 | 2.9 | 02/17/26 | 02/17/26 |
| Anthracene | ND | | ug/L | 10 | 2.8 | 02/17/26 | 02/17/26 |
| Di-n-butylphthalate | ND | | ug/L | 10 | 3.0 | 02/17/26 | 02/17/26 |
| Fluoranthene | ND | | ug/L | 10 | 2.8 | 02/17/26 | 02/17/26 |
| Benzidine | ND | | ug/L | 50 | 19 | 02/17/26 | 02/17/26 |
| Pyrene | ND | | ug/L | 10 | 2.7 | 02/17/26 | 02/17/26 |
| Butylbenzylphthalate | ND | | ug/L | 10 | 3.6 | 02/17/26 | 02/17/26 |
| 3,3'-Dichlorobenzidine | ND | | ug/L | 25 | 5.2 | 02/17/26 | 02/17/26 |
| Benzo(a)anthracene | ND | | ug/L | 10 | 2.4 | 02/17/26 | 02/17/26 |
| Chrysene | ND | | ug/L | 10 | 2.5 | 02/17/26 | 02/17/26 |
| bis(2-Ethylhexyl)phthalate | ND | | ug/L | 10 | 3.3 | 02/17/26 | 02/17/26 |
| Di-n-octylphthalate | ND | | ug/L | 10 | 4.7 | 02/17/26 | 02/17/26 |
| Benzo(b)fluoranthene | ND | | ug/L | 10 | 3.0 | 02/17/26 | 02/17/26 |
| Benzo(k)fluoranthene | ND | | ug/L | 10 | 3.1 | 02/17/26 | 02/17/26 |
| Benzo(a)pyrene | ND | | ug/L | 10 | 3.1 | 02/17/26 | 02/17/26 |
| Indeno(1,2,3-cd)pyrene | ND | | ug/L | 10 | 4.2 | 02/17/26 | 02/17/26 |
| Dibenz(a,h)anthracene | ND | | ug/L | 10 | 4.2 | 02/17/26 | 02/17/26 |
| Benzo(g,h,i)perylene | ND | | ug/L | 10 | 4.1 | 02/17/26 | 02/17/26 |
| **Surrogates** | | | | **Limits** | | | |
| 2-Fluorophenol | 44% | | %REC | 15-120 | | 02/17/26 | 02/17/26 |
| Phenol-d6 | 28% | | %REC | 15-120 | | 02/17/26 | 02/17/26 |
| 2,4,6-Tribromophenol | 68% | | %REC | 15-140 | | 02/17/26 | 02/17/26 |
| Nitrobenzene-d5 | 83% | | %REC | 15-123 | | 02/17/26 | 02/17/26 |
| 2-Fluorobiphenyl | 64% | | %REC | 15-120 | | 02/17/26 | 02/17/26 |
| Terphenyl-d14 | 81% | | %REC | 15-120 | | 02/17/26 | 02/17/26 |

ENTHALPY ANALYTICAL

# Batch QC

**Type:** Lab Control Sample **Lab ID:** QC1341056 **Batch:** 395481
**Matrix:** Water

| QC1341056 Analyte | Result | Spiked | Units | Recovery | Qual | Limits |
|---|---|---|---|---|---|---|
| Method: EPA 625.1<br>Prep Method: EPA 3510C | | | | | | |
| 2-Methylphenol | 37.16 | 75.00 | ug/L | 50% | | 44-120 |
| Pyridine | 32.22 | 75.00 | ug/L | 43% | | 13-120 |
| Phenol | 17.44 | 75.00 | ug/L | 23% | | 10-85 |
| Naphthalene | 39.65 | 75.00 | ug/L | 53% | | 23-133 |
| 3-,4-Methylphenol | 34.52 | 75.00 | ug/L | 46% | | 40-120 |
| **Surrogates** | | | | | | |
| 2-Fluorophenol | 14.06 | 40.00 | ug/L | 35% | * | 36-95 |
| Phenol-d6 | 9.404 | 40.00 | ug/L | 24% | * | 28-82 |
| 2,4,6-Tribromophenol | 32.39 | 40.00 | ug/L | 81% | | 61-140 |
| Nitrobenzene-d5 | 27.14 | 40.00 | ug/L | 68% | | 48-123 |
| 2-Fluorobiphenyl | 20.08 | 40.00 | ug/L | 50% | * | 51-105 |
| Terphenyl-d14 | 37.36 | 40.00 | ug/L | 93% | | 65-117 |
| Method: EPA 8270E<br>Prep Method: EPA 3510C | | | | | | |
| Phenol | 17.44 | 75.00 | ug/L | 23% | | 14-120 |
| 2-Chlorophenol | 39.77 | 75.00 | ug/L | 53% | | 46-120 |
| 1,4-Dichlorobenzene | 35.25 | 75.00 | ug/L | 47% | | 42-120 |
| 3-,4-Methylphenol | 34.52 | 75.00 | ug/L | 46% | | 40-120 |
| N-Nitroso-di-n-propylamine | 44.12 | 75.00 | ug/L | 59% | | 54-121 |
| 2,4-Dimethylphenol | 43.49 | 75.00 | ug/L | 58% | | 48-120 |
| 1,2,4-Trichlorobenzene | 37.20 | 75.00 | ug/L | 50% | | 45-120 |
| 4-Chloro-3-methylphenol | 51.10 | 75.00 | ug/L | 68% | | 60-121 |
| 2,4,5-Trichlorophenol | 59.96 | 75.00 | ug/L | 80% | b | 62-124 |
| Acenaphthene | 42.74 | 75.00 | ug/L | 57% | | 56-120 |
| 4-Nitrophenol | 43.01 | 75.00 | ug/L | 57% | | 17-120 |
| 2,4-Dinitrotoluene | 80.08 | 75.00 | ug/L | 107% | b | 69-127 |
| Pentachlorophenol | 76.69 | 75.00 | ug/L | 102% | | 51-120 |
| Pyrene | 74.18 | 75.00 | ug/L | 99% | | 68-123 |
| Chrysene | 71.37 | 75.00 | ug/L | 95% | | 66-120 |
| Benzo(b)fluoranthene | 68.76 | 75.00 | ug/L | 92% | | 67-120 |
| **Surrogates** | | | | | | |
| 2-Fluorophenol | 14.06 | 40.00 | ug/L | 35% | | 15-120 |
| Phenol-d6 | 9.404 | 40.00 | ug/L | 24% | | 15-120 |
| 2,4,6-Tribromophenol | 32.39 | 40.00 | ug/L | 81% | | 15-140 |
| Nitrobenzene-d5 | 27.14 | 40.00 | ug/L | 68% | | 15-123 |
| 2-Fluorobiphenyl | 20.08 | 40.00 | ug/L | 50% | | 15-120 |
| Terphenyl-d14 | 37.36 | 40.00 | ug/L | 93% | | 15-120 |

ENTHALPY ANALYTICAL

# Batch QC

**Type:** Lab Control Sample Duplicate **Lab ID:** QC1341057 **Batch:** 395481
**Matrix:** Water

| QC1341057 Analyte | Result | Spiked | Units | Recovery | Qual | Limits | RPD | RPD Lim |
|---|---|---|---|---|---|---|---|---|
| Method: EPA 625.1<br>Prep Method: EPA 3510C | | | | | | | | |
| 2-Methylphenol | 39.37 | 75.00 | ug/L | 52% | | 44-120 | 6 | 51 |
| Pyridine | 30.72 | 75.00 | ug/L | 41% | | 13-120 | 5 | 62 |
| Phenol | 18.32 | 75.00 | ug/L | 24% | | 10-85 | 5 | 52 |
| Naphthalene | 40.30 | 75.00 | ug/L | 54% | | 23-133 | 2 | 50 |
| 3-,4-Methylphenol | 36.73 | 75.00 | ug/L | 49% | | 40-120 | 6 | 51 |
| **Surrogates** | | | | | | | | |
| 2-Fluorophenol | 14.05 | 40.00 | ug/L | 35% | * | 36-95 | | |
| Phenol-d6 | 10.15 | 40.00 | ug/L | 25% | * | 28-82 | | |
| 2,4,6-Tribromophenol | 30.43 | 40.00 | ug/L | 76% | | 61-140 | | |
| Nitrobenzene-d5 | 28.79 | 40.00 | ug/L | 72% | | 48-123 | | |
| 2-Fluorobiphenyl | 21.55 | 40.00 | ug/L | 54% | | 51-105 | | |
| Terphenyl-d14 | 33.38 | 40.00 | ug/L | 83% | | 65-117 | | |
| Method: EPA 8270E<br>Prep Method: EPA 3510C | | | | | | | | |
| Phenol | 18.32 | 75.00 | ug/L | 24% | | 14-120 | 5 | 52 |
| 2-Chlorophenol | 41.62 | 75.00 | ug/L | 55% | | 46-120 | 5 | 52 |
| 1,4-Dichlorobenzene | 35.47 | 75.00 | ug/L | 47% | | 42-120 | 1 | 53 |
| 3-,4-Methylphenol | 36.73 | 75.00 | ug/L | 49% | | 40-120 | 6 | 51 |
| N-Nitroso-di-n-propylamine | 49.94 | 75.00 | ug/L | 67% | | 54-121 | 12 | 52 |
| 2,4-Dimethylphenol | 46.65 | 75.00 | ug/L | 62% | | 48-120 | 7 | 52 |
| 1,2,4-Trichlorobenzene | 39.63 | 75.00 | ug/L | 53% | | 45-120 | 6 | 54 |
| 4-Chloro-3-methylphenol | 55.36 | 75.00 | ug/L | 74% | | 60-121 | 8 | 47 |
| 2,4,5-Trichlorophenol | 63.60 | 75.00 | ug/L | 85% | b | 62-124 | 6 | 46 |
| Acenaphthene | 48.58 | 75.00 | ug/L | 65% | | 56-120 | 13 | 46 |
| 4-Nitrophenol | 40.38 | 75.00 | ug/L | 54% | | 17-120 | 6 | 44 |
| 2,4-Dinitrotoluene | 76.59 | 75.00 | ug/L | 102% | b | 69-127 | 4 | 40 |
| Pentachlorophenol | 72.50 | 75.00 | ug/L | 97% | | 51-120 | 6 | 42 |
| Pyrene | 66.28 | 75.00 | ug/L | 88% | | 68-123 | 11 | 39 |
| Chrysene | 66.42 | 75.00 | ug/L | 89% | | 66-120 | 7 | 38 |
| Benzo(b)fluoranthene | 63.90 | 75.00 | ug/L | 85% | | 67-120 | 7 | 39 |
| **Surrogates** | | | | | | | | |
| 2-Fluorophenol | 14.05 | 40.00 | ug/L | 35% | | 15-120 | | |
| Phenol-d6 | 10.15 | 40.00 | ug/L | 25% | | 15-120 | | |
| 2,4,6-Tribromophenol | 30.43 | 40.00 | ug/L | 76% | | 15-140 | | |
| Nitrobenzene-d5 | 28.79 | 40.00 | ug/L | 72% | | 15-123 | | |
| 2-Fluorobiphenyl | 21.55 | 40.00 | ug/L | 54% | | 15-120 | | |
| Terphenyl-d14 | 33.38 | 40.00 | ug/L | 83% | | 15-120 | | |

ENTHALPY ANALYTICAL

# Batch QC

| Type: Blank | Lab ID: QC1341287 | Batch: 395557 |
|---|---|---|
| Matrix: Water | | |

| QC1341287 Analyte | Result | Qual | Units | RL | MDL | Prepared | Analyzed |
|---|---|---|---|---|---|---|---|
| Method: EPA 8081A<br>Prep Method: EPA 3510C | | | | | | | |
| alpha-BHC | ND | | ug/L | 0.05 | 0.01 | 02/17/26 | 02/18/26 |
| beta-BHC | ND | | ug/L | 0.05 | 0.01 | 02/17/26 | 02/18/26 |
| gamma-BHC | ND | | ug/L | 0.05 | 0.009 | 02/17/26 | 02/18/26 |
| delta-BHC | ND | | ug/L | 0.05 | 0.01 | 02/17/26 | 02/18/26 |
| Heptachlor | ND | | ug/L | 0.05 | 0.01 | 02/17/26 | 02/18/26 |
| Aldrin | ND | | ug/L | 0.05 | 0.01 | 02/17/26 | 02/18/26 |
| Heptachlor epoxide | ND | | ug/L | 0.05 | 0.01 | 02/17/26 | 02/18/26 |
| Endosulfan I | ND | | ug/L | 0.05 | 0.01 | 02/17/26 | 02/18/26 |
| Dieldrin | ND | | ug/L | 0.1 | 0.01 | 02/17/26 | 02/18/26 |
| 4,4'-DDE | ND | | ug/L | 0.1 | 0.01 | 02/17/26 | 02/18/26 |
| Endrin | ND | | ug/L | 0.1 | 0.01 | 02/17/26 | 02/18/26 |
| Endosulfan II | ND | | ug/L | 0.1 | 0.02 | 02/17/26 | 02/18/26 |
| Endosulfan sulfate | ND | | ug/L | 0.1 | 0.01 | 02/17/26 | 02/18/26 |
| 4,4'-DDD | ND | | ug/L | 0.1 | 0.01 | 02/17/26 | 02/18/26 |
| Endrin aldehyde | ND | | ug/L | 0.1 | 0.02 | 02/17/26 | 02/18/26 |
| Endrin ketone | ND | | ug/L | 0.1 | 0.02 | 02/17/26 | 02/18/26 |
| 4,4'-DDT | ND | | ug/L | 0.1 | 0.04 | 02/17/26 | 02/18/26 |
| Methoxychlor | ND | | ug/L | 0.1 | 0.03 | 02/17/26 | 02/18/26 |
| Toxaphene | ND | | ug/L | 2.0 | 0.4 | 02/17/26 | 02/18/26 |
| Chlordane (Technical) | ND | | ug/L | 1.0 | 0.2 | 02/17/26 | 02/18/26 |
| **Surrogates** | | | | **Limits** | | | |
| TCMX | 68% | | %REC | 29-120 | | 02/17/26 | 02/18/26 |
| Decachlorobiphenyl | 83% | | %REC | 33-132 | | 02/17/26 | 02/18/26 |
| Method: EPA 8082<br>Prep Method: EPA 3510C | | | | | | | |
| Aroclor-1016 | ND | | ug/L | 0.50 | 0.30 | 02/17/26 | 02/18/26 |
| Aroclor-1221 | ND | | ug/L | 0.50 | 0.47 | 02/17/26 | 02/18/26 |
| Aroclor-1232 | ND | | ug/L | 0.50 | 0.27 | 02/17/26 | 02/18/26 |
| Aroclor-1242 | ND | | ug/L | 0.50 | 0.29 | 02/17/26 | 02/18/26 |
| Aroclor-1248 | ND | | ug/L | 0.50 | 0.24 | 02/17/26 | 02/18/26 |
| Aroclor-1254 | ND | | ug/L | 0.50 | 0.27 | 02/17/26 | 02/18/26 |
| Aroclor-1260 | ND | | ug/L | 0.50 | 0.33 | 02/17/26 | 02/18/26 |
| Aroclor-1262 | ND | | ug/L | 0.50 | 0.29 | 02/17/26 | 02/18/26 |
| Aroclor-1268 | ND | | ug/L | 0.50 | 0.26 | 02/17/26 | 02/18/26 |
| **Surrogates** | | | | **Limits** | | | |
| Decachlorobiphenyl (PCB) | 71% | | %REC | 28-138 | | 02/17/26 | 02/18/26 |

ENTHALPY ANALYTICAL

# Batch QC

| | | | | | |
|---|---|---|---|---|---|
| **Type:** | **Lab Control Sample** | **Lab ID:** | **QC1341288** | **Batch:** | **395557** |
| **Matrix:** | **Water** | **Method:** | **EPA 8081A** | **Prep Method:** | **EPA 3510C** |

| QC1341288 Analyte | Result | Spiked | Units | Recovery | Qual | Limits |
|---|---|---|---|---|---|---|
| alpha-BHC | 0.4565 | 0.5000 | ug/L | 91% | | 66-121 |
| beta-BHC | 0.4739 | 0.5000 | ug/L | 95% | | 73-120 |
| gamma-BHC | 0.4541 | 0.5000 | ug/L | 91% | | 68-125 |
| delta-BHC | 0.4924 | 0.5000 | ug/L | 98% | | 68-131 |
| Heptachlor | 0.4546 | 0.5000 | ug/L | 91% | | 63-120 |
| Aldrin | 0.3598 | 0.5000 | ug/L | 72% | | 56-120 |
| Heptachlor epoxide | 0.4234 | 0.5000 | ug/L | 85% | | 65-120 |
| Endosulfan I | 0.4246 | 0.5000 | ug/L | 85% | # | 68-124 |
| Dieldrin | 0.4264 | 0.5000 | ug/L | 85% | | 66-124 |
| 4,4'-DDE | 0.4317 | 0.5000 | ug/L | 86% | # | 67-131 |
| Endrin | 0.4496 | 0.5000 | ug/L | 90% | | 68-135 |
| Endosulfan II | 0.4690 | 0.5000 | ug/L | 94% | | 71-130 |
| Endosulfan sulfate | 0.4609 | 0.5000 | ug/L | 92% | | 68-128 |
| 4,4'-DDD | 0.4920 | 0.5000 | ug/L | 98% | | 65-130 |
| Endrin aldehyde | 0.4266 | 0.5000 | ug/L | 85% | | 67-124 |
| Endrin ketone | 0.4939 | 0.5000 | ug/L | 99% | | 69-137 |
| 4,4'-DDT | 0.4696 | 0.5000 | ug/L | 94% | | 65-136 |
| Methoxychlor | 0.5005 | 0.5000 | ug/L | 100% | | 69-150 |
| **Surrogates** | | | | | | |
| TCMX | 0.3682 | 0.5000 | ug/L | 74% | | 29-120 |
| Decachlorobiphenyl | 0.4809 | 0.5000 | ug/L | 96% | | 33-132 |

ENTHALPY ANALYTICAL

# Batch QC

| Type: | Lab Control Sample Duplicate | Lab ID: | QC1341289 | Batch: | 395557 |
|---|---|---|---|---|---|
| Matrix: | Water | Method: | EPA 8081A | Prep Method: | EPA 3510C |

| QC1341289 Analyte | Result | Spiked | Units | Recovery | Qual | Limits | RPD | RPD Lim |
|---|---|---|---|---|---|---|---|---|
| alpha-BHC | 0.4595 | 0.5000 | ug/L | 92% | | 66-121 | 1 | 20 |
| beta-BHC | 0.4665 | 0.5000 | ug/L | 93% | | 73-120 | 2 | 20 |
| gamma-BHC | 0.4525 | 0.5000 | ug/L | 90% | | 68-125 | 0 | 20 |
| delta-BHC | 0.4865 | 0.5000 | ug/L | 97% | | 68-131 | 1 | 20 |
| Heptachlor | 0.4399 | 0.5000 | ug/L | 88% | | 63-120 | 3 | 24 |
| Aldrin | 0.3518 | 0.5000 | ug/L | 70% | | 56-120 | 2 | 30 |
| Heptachlor epoxide | 0.4068 | 0.5000 | ug/L | 81% | | 65-120 | 4 | 20 |
| Endosulfan I | 0.4035 | 0.5000 | ug/L | 81% | # | 68-124 | 5 | 20 |
| Dieldrin | 0.4124 | 0.5000 | ug/L | 82% | | 66-124 | 3 | 22 |
| 4,4'-DDE | 0.4084 | 0.5000 | ug/L | 82% | # | 67-131 | 6 | 21 |
| Endrin | 0.4346 | 0.5000 | ug/L | 87% | | 68-135 | 3 | 20 |
| Endosulfan II | 0.4515 | 0.5000 | ug/L | 90% | | 71-130 | 4 | 21 |
| Endosulfan sulfate | 0.4454 | 0.5000 | ug/L | 89% | | 68-128 | 3 | 21 |
| 4,4'-DDD | 0.4639 | 0.5000 | ug/L | 93% | | 65-130 | 6 | 22 |
| Endrin aldehyde | 0.4102 | 0.5000 | ug/L | 82% | | 67-124 | 4 | 20 |
| Endrin ketone | 0.4766 | 0.5000 | ug/L | 95% | | 69-137 | 4 | 21 |
| 4,4'-DDT | 0.4398 | 0.5000 | ug/L | 88% | | 65-136 | 7 | 23 |
| Methoxychlor | 0.4512 | 0.5000 | ug/L | 90% | | 69-150 | 10 | 23 |
| **Surrogates** | | | | | | | | |
| TCMX | 0.3704 | 0.5000 | ug/L | 74% | | 29-120 | | |
| Decachlorobiphenyl | 0.4315 | 0.5000 | ug/L | 86% | | 33-132 | | |

| Type: | Lab Control Sample | Lab ID: | QC1341290 | Batch: | 395557 |
|---|---|---|---|---|---|
| Matrix: | Water | Method: | EPA 8082 | Prep Method: | EPA 3510C |

| QC1341290 Analyte | Result | Spiked | Units | Recovery | Qual | Limits |
|---|---|---|---|---|---|---|
| Aroclor-1016 | 4.680 | 5.000 | ug/L | 94% | | 69-120 |
| Aroclor-1260 | 4.571 | 5.000 | ug/L | 91% | | 72-124 |
| **Surrogates** | | | | | | |
| Decachlorobiphenyl (PCB) | 0.3923 | 0.5000 | ug/L | 78% | | 28-138 |

| Type: | Lab Control Sample Duplicate | Lab ID: | QC1341291 | Batch: | 395557 |
|---|---|---|---|---|---|
| Matrix: | Water | Method: | EPA 8082 | Prep Method: | EPA 3510C |

| QC1341291 Analyte | Result | Spiked | Units | Recovery | Qual | Limits | RPD | RPD Lim |
|---|---|---|---|---|---|---|---|---|
| Aroclor-1016 | 4.801 | 5.000 | ug/L | 96% | | 69-120 | 3 | 22 |
| Aroclor-1260 | 5.016 | 5.000 | ug/L | 100% | | 72-124 | 9 | 25 |
| **Surrogates** | | | | | | | | |
| Decachlorobiphenyl (PCB) | 0.4253 | 0.5000 | ug/L | 85% | | 28-138 | | |

ENTHALPY ANALYTICAL

# Batch QC

| | | | | | |
|---|---|---|---|---|---|
| **Type:** | **Lab Control Sample** | **Lab ID:** | **QC1341072** | **Batch:** | **395486** |
| **Matrix:** | **Water** | **Method:** | **EPA 8260B** | **Prep Method:** | **EPA 5030B** |

| QC1341072 Analyte | Result | Spiked | Units | Recovery | Qual | Limits |
|---|---|---|---|---|---|---|
| 1,1-Dichloroethene | 48.00 | 50.00 | ug/L | 96% | | 69-128 |
| MTBE | 47.78 | 50.00 | ug/L | 96% | | 66-125 |
| Benzene | 46.84 | 50.00 | ug/L | 94% | | 76-121 |
| Trichloroethene | 46.88 | 50.00 | ug/L | 94% | | 76-124 |
| Toluene | 46.07 | 50.00 | ug/L | 92% | | 76-120 |
| Chlorobenzene | 45.85 | 50.00 | ug/L | 92% | | 78-120 |
| **Surrogates** | | | | | | |
| Dibromofluoromethane | 50.21 | 50.00 | ug/L | 100% | | 70-130 |
| 1,2-Dichloroethane-d4 | 50.99 | 50.00 | ug/L | 102% | | 70-130 |
| Toluene-d8 | 50.12 | 50.00 | ug/L | 100% | | 70-130 |
| Bromofluorobenzene | 58.75 | 50.00 | ug/L | 118% | | 70-130 |

| | | | | | |
|---|---|---|---|---|---|
| **Type:** | **Lab Control Sample Duplicate** | **Lab ID:** | **QC1341073** | **Batch:** | **395486** |
| **Matrix:** | **Water** | **Method:** | **EPA 8260B** | **Prep Method:** | **EPA 5030B** |

| QC1341073 Analyte | Result | Spiked | Units | Recovery | Qual | Limits | RPD | RPD Lim |
|---|---|---|---|---|---|---|---|---|
| 1,1-Dichloroethene | 51.75 | 50.00 | ug/L | 104% | | 69-128 | 8 | 23 |
| MTBE | 51.13 | 50.00 | ug/L | 102% | | 66-125 | 7 | 22 |
| Benzene | 50.77 | 50.00 | ug/L | 102% | | 76-121 | 8 | 21 |
| Trichloroethene | 49.74 | 50.00 | ug/L | 99% | | 76-124 | 6 | 22 |
| Toluene | 49.22 | 50.00 | ug/L | 98% | | 76-120 | 7 | 21 |
| Chlorobenzene | 49.53 | 50.00 | ug/L | 99% | | 78-120 | 8 | 20 |
| **Surrogates** | | | | | | | | |
| Dibromofluoromethane | 49.94 | 50.00 | ug/L | 100% | | 70-130 | | |
| 1,2-Dichloroethane-d4 | 50.38 | 50.00 | ug/L | 101% | | 70-130 | | |
| Toluene-d8 | 49.46 | 50.00 | ug/L | 99% | | 70-130 | | |
| Bromofluorobenzene | 59.83 | 50.00 | ug/L | 120% | | 70-130 | | |

ENTHALPY ANALYTICAL

# Batch QC

| | | | | | |
|---|---|---|---|---|---|
| **Type:** | **Blank** | **Lab ID:** | **QC1341076** | **Batch:** | **395486** |
| **Matrix:** | **Water** | **Method:** | **EPA 8260B** | **Prep Method:** | **EPA 5030B** |

| QC1341076 Analyte | Result | Qual | Units | RL | MDL | Prepared | Analyzed |
|---|---|---|---|---|---|---|---|
| Carbon Disulfide | ND | | ug/L | 5.0 | 0.1 | 02/17/26 | 02/17/26 |
| Chloroprene | ND | | ug/L | 200 | 2.7 | 02/17/26 | 02/17/26 |
| 3-Chloropropene | ND | | ug/L | 5.0 | 0.2 | 02/17/26 | 02/17/26 |
| Ethyl methacrylate | ND | | ug/L | 50 | 3.9 | 02/17/26 | 02/17/26 |
| Ethanol | ND | | ug/L | 500 | 160 | 02/17/26 | 02/17/26 |
| 2-Hexanone | ND | | ug/L | 5.0 | 1.3 | 02/17/26 | 02/17/26 |
| Isopropanol (IPA) | ND | | ug/L | 200 | 96 | 02/17/26 | 02/17/26 |
| Methyl acrylonitrile | ND | | ug/L | 35 | 4.2 | 02/17/26 | 02/17/26 |
| Vinyl Acetate | ND | | ug/L | 50 | 3.2 | 02/17/26 | 02/17/26 |
| Acrolein | ND | | ug/L | 200 | 2.6 | 02/17/26 | 02/17/26 |
| Acrylonitrile | ND | | ug/L | 10 | 0.7 | 02/17/26 | 02/17/26 |
| Freon 12 | ND | | ug/L | 5.0 | 0.2 | 02/17/26 | 02/17/26 |
| Chloromethane | ND | | ug/L | 5.0 | 0.09 | 02/17/26 | 02/17/26 |
| Vinyl Chloride | ND | | ug/L | 5.0 | 0.1 | 02/17/26 | 02/17/26 |
| Bromomethane | ND | | ug/L | 5.0 | 0.1 | 02/17/26 | 02/17/26 |
| Chloroethane | ND | | ug/L | 5.0 | 0.1 | 02/17/26 | 02/17/26 |
| Trichlorofluoromethane | ND | | ug/L | 5.0 | 0.1 | 02/17/26 | 02/17/26 |
| Iodomethane | ND | | ug/L | 5.0 | | 02/17/26 | 02/17/26 |
| Acetone | ND | | ug/L | 100 | 14 | 02/17/26 | 02/17/26 |
| Freon 113 | ND | | ug/L | 5.0 | 0.1 | 02/17/26 | 02/17/26 |
| 1,1-Dichloroethene | ND | | ug/L | 5.0 | 0.1 | 02/17/26 | 02/17/26 |
| Methylene Chloride | ND | | ug/L | 10 | 0.2 | 02/17/26 | 02/17/26 |
| MTBE | ND | | ug/L | 5.0 | 0.1 | 02/17/26 | 02/17/26 |
| trans-1,2-Dichloroethene | ND | | ug/L | 5.0 | 0.1 | 02/17/26 | 02/17/26 |
| 1,1-Dichloroethane | ND | | ug/L | 5.0 | 0.09 | 02/17/26 | 02/17/26 |
| 2-Butanone | ND | | ug/L | 10 | 1.3 | 02/17/26 | 02/17/26 |
| cis-1,2-Dichloroethene | ND | | ug/L | 5.0 | 0.1 | 02/17/26 | 02/17/26 |
| 2,2-Dichloropropane | ND | | ug/L | 5.0 | 0.2 | 02/17/26 | 02/17/26 |
| Chloroform | ND | | ug/L | 5.0 | 0.08 | 02/17/26 | 02/17/26 |
| Bromochloromethane | ND | | ug/L | 5.0 | 0.1 | 02/17/26 | 02/17/26 |
| 1,1,1-Trichloroethane | ND | | ug/L | 5.0 | 0.1 | 02/17/26 | 02/17/26 |
| 1,1-Dichloropropene | ND | | ug/L | 5.0 | 0.1 | 02/17/26 | 02/17/26 |
| Carbon Tetrachloride | ND | | ug/L | 5.0 | 0.1 | 02/17/26 | 02/17/26 |
| 1,2-Dichloroethane | ND | | ug/L | 5.0 | 0.2 | 02/17/26 | 02/17/26 |
| Benzene | ND | | ug/L | 1.0 | 0.1 | 02/17/26 | 02/17/26 |
| Trichloroethene | ND | | ug/L | 5.0 | 0.1 | 02/17/26 | 02/17/26 |
| 1,2-Dichloropropane | ND | | ug/L | 5.0 | 0.09 | 02/17/26 | 02/17/26 |
| Bromodichloromethane | ND | | ug/L | 5.0 | 0.07 | 02/17/26 | 02/17/26 |
| Dibromomethane | ND | | ug/L | 5.0 | 0.1 | 02/17/26 | 02/17/26 |
| 4-Methyl-2-Pentanone | ND | | ug/L | 5.0 | 1.0 | 02/17/26 | 02/17/26 |
| cis-1,3-Dichloropropene | ND | | ug/L | 5.0 | 0.1 | 02/17/26 | 02/17/26 |
| Toluene | ND | | ug/L | 5.0 | 0.1 | 02/17/26 | 02/17/26 |
| trans-1,3-Dichloropropene | ND | | ug/L | 5.0 | 0.09 | 02/17/26 | 02/17/26 |
| 1,1,2-Trichloroethane | ND | | ug/L | 5.0 | 0.1 | 02/17/26 | 02/17/26 |
| 1,3-Dichloropropane | ND | | ug/L | 5.0 | 0.07 | 02/17/26 | 02/17/26 |
| Tetrachloroethene | ND | | ug/L | 5.0 | 0.2 | 02/17/26 | 02/17/26 |
| Dibromochloromethane | ND | | ug/L | 5.0 | 0.1 | 02/17/26 | 02/17/26 |

ENTHALPY ANALYTICAL

# Batch QC

| QC1341076 Analyte | Result | Qual | Units | RL | MDL | Prepared | Analyzed |
|---|---|---|---|---|---|---|---|
| 1,2-Dibromoethane | ND | | ug/L | 5.0 | 0.1 | 02/17/26 | 02/17/26 |
| Chlorobenzene | ND | | ug/L | 5.0 | 0.1 | 02/17/26 | 02/17/26 |
| 1,1,1,2-Tetrachloroethane | ND | | ug/L | 5.0 | 0.07 | 02/17/26 | 02/17/26 |
| Ethylbenzene | ND | | ug/L | 5.0 | 0.1 | 02/17/26 | 02/17/26 |
| m,p-Xylenes | ND | | ug/L | 5.0 | 0.2 | 02/17/26 | 02/17/26 |
| o-Xylene | ND | | ug/L | 5.0 | 0.1 | 02/17/26 | 02/17/26 |
| Styrene | ND | | ug/L | 5.0 | 0.1 | 02/17/26 | 02/17/26 |
| Bromoform | ND | | ug/L | 5.0 | 0.06 | 02/17/26 | 02/17/26 |
| Isopropylbenzene | ND | | ug/L | 5.0 | 0.1 | 02/17/26 | 02/17/26 |
| 1,1,2,2-Tetrachloroethane | ND | | ug/L | 5.0 | 0.1 | 02/17/26 | 02/17/26 |
| 1,2,3-Trichloropropane | ND | | ug/L | 5.0 | 0.3 | 02/17/26 | 02/17/26 |
| Propylbenzene | ND | | ug/L | 5.0 | 0.1 | 02/17/26 | 02/17/26 |
| Bromobenzene | ND | | ug/L | 5.0 | 0.1 | 02/17/26 | 02/17/26 |
| 1,3,5-Trimethylbenzene | ND | | ug/L | 5.0 | 0.1 | 02/17/26 | 02/17/26 |
| 2-Chlorotoluene | ND | | ug/L | 5.0 | 0.1 | 02/17/26 | 02/17/26 |
| 4-Chlorotoluene | ND | | ug/L | 5.0 | 0.2 | 02/17/26 | 02/17/26 |
| tert-Butylbenzene | ND | | ug/L | 5.0 | 0.1 | 02/17/26 | 02/17/26 |
| 1,2,4-Trimethylbenzene | ND | | ug/L | 5.0 | 0.1 | 02/17/26 | 02/17/26 |
| sec-Butylbenzene | ND | | ug/L | 5.0 | 0.2 | 02/17/26 | 02/17/26 |
| para-Isopropyl Toluene | ND | | ug/L | 5.0 | 0.2 | 02/17/26 | 02/17/26 |
| 1,3-Dichlorobenzene | ND | | ug/L | 5.0 | 0.1 | 02/17/26 | 02/17/26 |
| 1,4-Dichlorobenzene | ND | | ug/L | 5.0 | 0.2 | 02/17/26 | 02/17/26 |
| n-Butylbenzene | ND | | ug/L | 5.0 | 0.1 | 02/17/26 | 02/17/26 |
| 1,2-Dichlorobenzene | ND | | ug/L | 5.0 | 0.1 | 02/17/26 | 02/17/26 |
| 1,2-Dibromo-3-Chloropropane | ND | | ug/L | 5.0 | 0.6 | 02/17/26 | 02/17/26 |
| 1,2,4-Trichlorobenzene | ND | | ug/L | 5.0 | 0.3 | 02/17/26 | 02/17/26 |
| Hexachlorobutadiene | ND | | ug/L | 5.0 | 0.3 | 02/17/26 | 02/17/26 |
| 1,2,3-Trichlorobenzene | ND | | ug/L | 5.0 | 0.3 | 02/17/26 | 02/17/26 |
| cis-1,4-Dichloro-2-butene | ND | | ug/L | 5.0 | 0.3 | 02/17/26 | 02/17/26 |
| trans-1,4-Dichloro-2-butene | ND | | ug/L | 5.0 | 0.3 | 02/17/26 | 02/17/26 |
| Xylene (total) | ND | | ug/L | 5.0 | | 02/17/26 | 02/17/26 |
| **Surrogates** | | | | **Limits** | | | |
| Dibromofluoromethane | 99% | | %REC | 70-130 | | 02/17/26 | 02/17/26 |
| 1,2-Dichloroethane-d4 | 103% | | %REC | 70-130 | | 02/17/26 | 02/17/26 |
| Toluene-d8 | 99% | | %REC | 70-130 | | 02/17/26 | 02/17/26 |
| Bromofluorobenzene | 106% | | %REC | 70-130 | | 02/17/26 | 02/17/26 |

ENTHALPY ANALYTICAL

# Batch QC

| Type: | Matrix Spike | Lab ID: | QC1341144 | Batch: | 395486 |
|---|---|---|---|---|---|
| Matrix (Source ID): | Water (552888-002) | Method: | EPA 8260B | Prep Method: | EPA 5030B |

| QC1341144 Analyte | Result | Source Sample Result | Spiked | Units | Recovery | Qual | Limits | DF |
|---|---|---|---|---|---|---|---|---|
| 1,1-Dichloroethene | 19.62 | ND | 20.00 | ug/L | 98% | | 62-131 | 1 |
| MTBE | 20.46 | ND | 20.00 | ug/L | 102% | | 61-124 | 1 |
| Benzene | 19.36 | ND | 20.00 | ug/L | 97% | | 70-123 | 1 |
| Trichloroethene | 19.65 | ND | 20.00 | ug/L | 98% | | 65-131 | 1 |
| Toluene | 19.06 | ND | 20.00 | ug/L | 95% | | 69-120 | 1 |
| Chlorobenzene | 19.61 | ND | 20.00 | ug/L | 98% | | 72-121 | 1 |
| **Surrogates** | | | | | | | | |
| Dibromofluoromethane | 50.40 | | 50.00 | ug/L | 101% | | 70-130 | 1 |
| 1,2-Dichloroethane-d4 | 53.54 | | 50.00 | ug/L | 107% | | 70-130 | 1 |
| Toluene-d8 | 49.63 | | 50.00 | ug/L | 99% | | 70-130 | 1 |
| Bromofluorobenzene | 54.23 | | 50.00 | ug/L | 108% | | 70-130 | 1 |

| Type: | Matrix Spike Duplicate | Lab ID: | QC1341145 | Batch: | 395486 |
|---|---|---|---|---|---|
| Matrix (Source ID): | Water (552888-002) | Method: | EPA 8260B | Prep Method: | EPA 5030B |

| QC1341145 Analyte | Result | Source Sample Result | Spiked | Units | Recovery | Qual | Limits | RPD | RPD Lim | DF |
|---|---|---|---|---|---|---|---|---|---|---|
| 1,1-Dichloroethene | 18.95 | ND | 20.00 | ug/L | 95% | | 62-131 | 3 | 31 | 1 |
| MTBE | 19.83 | ND | 20.00 | ug/L | 99% | | 61-124 | 3 | 30 | 1 |
| Benzene | 19.05 | ND | 20.00 | ug/L | 95% | | 70-123 | 2 | 31 | 1 |
| Trichloroethene | 19.16 | ND | 20.00 | ug/L | 96% | | 65-131 | 3 | 31 | 1 |
| Toluene | 18.95 | ND | 20.00 | ug/L | 95% | | 69-120 | 1 | 29 | 1 |
| Chlorobenzene | 19.36 | ND | 20.00 | ug/L | 97% | | 72-121 | 1 | 29 | 1 |
| **Surrogates** | | | | | | | | | | |
| Dibromofluoromethane | 50.12 | | 50.00 | ug/L | 100% | | 70-130 | | | 1 |
| 1,2-Dichloroethane-d4 | 53.31 | | 50.00 | ug/L | 107% | | 70-130 | | | 1 |
| Toluene-d8 | 49.92 | | 50.00 | ug/L | 100% | | 70-130 | | | 1 |
| Bromofluorobenzene | 53.80 | | 50.00 | ug/L | 108% | | 70-130 | | | 1 |

| Type: | Blank | Lab ID: | QC1340973 | Batch: | 395455 |
|---|---|---|---|---|---|
| Matrix: | Water | Method: | EPA 8270C-SIM | Prep Method: | EPA 3535 |

| QC1340973 Analyte | Result | Qual | Units | RL | MDL | Prepared | Analyzed |
|---|---|---|---|---|---|---|---|
| 1,4-Dioxane | ND | | ug/L | 1.0 | 0.84 | 02/16/26 | 02/17/26 |
| **Surrogates** | | | | **Limits** | | | |
| 1,4-Dioxane-d8 (SUR) | 98% | | %REC | 80-120 | | 02/16/26 | 02/17/26 |

ENTHALPY ANALYTICAL

# Batch QC

| Type: | Lab Control Sample | Lab ID: | QC1340974 | Batch: | 395455 |
|---|---|---|---|---|---|
| Matrix: | Water | Method: | EPA 8270C-SIM | Prep Method: | EPA 3535 |

| QC1340974 Analyte | Result | Spiked | Units | Recovery | Qual | Limits |
|---|---|---|---|---|---|---|
| 1,4-Dioxane | 9.846 | 10.00 | ug/L | 98% | | 79-120 |
| **Surrogates** | | | | | | |
| 1,4-Dioxane-d8 (SUR) | 9.879 | 10.00 | ug/L | 99% | | 80-120 |

| Type: | Lab Control Sample Duplicate | Lab ID: | QC1340975 | Batch: | 395455 |
|---|---|---|---|---|---|
| Matrix: | Water | Method: | EPA 8270C-SIM | Prep Method: | EPA 3535 |

| QC1340975 Analyte | Result | Spiked | Units | Recovery | Qual | Limits | RPD | RPD Lim |
|---|---|---|---|---|---|---|---|---|
| 1,4-Dioxane | 10.64 | 10.00 | ug/L | 106% | | 79-120 | 8 | 20 |
| **Surrogates** | | | | | | | | |
| 1,4-Dioxane-d8 (SUR) | 10.41 | 10.00 | ug/L | 104% | | 80-120 | | |

| Type: | Blank | Lab ID: | QC1341224 | Batch: | 395536 |
|---|---|---|---|---|---|
| Matrix: | Water | Method: | SM 4500-CN-E | Prep Method: | METHOD |

| QC1341224 Analyte | Result | Qual | Units | RL | MDL | Prepared | Analyzed |
|---|---|---|---|---|---|---|---|
| Cyanide | ND | | mg/L | 0.0050 | 0.0017 | 02/17/26 | 02/18/26 |

| Type: | Lab Control Sample | Lab ID: | QC1341225 | Batch: | 395536 |
|---|---|---|---|---|---|
| Matrix: | Water | Method: | SM 4500-CN-E | Prep Method: | METHOD |

| QC1341225 Analyte | Result | Spiked | Units | Recovery | Qual | Limits |
|---|---|---|---|---|---|---|
| Cyanide | 0.1037 | 0.1000 | mg/L | 104% | | 85-115 |

| Type: | Matrix Spike | Lab ID: | QC1341238 | Batch: | 395536 |
|---|---|---|---|---|---|
| Matrix (Source ID): | Water (552937-001) | Method: | SM 4500-CN-E | Prep Method: | METHOD |

| QC1341238 Analyte | Result | Source Sample Result | Spiked | Units | Recovery | Qual | Limits | DF |
|---|---|---|---|---|---|---|---|---|
| Cyanide | 0.1029 | ND | 0.1000 | mg/L | 103% | | 80-120 | 0.5 |

| Type: | Matrix Spike Duplicate | Lab ID: | QC1341239 | Batch: | 395536 |
|---|---|---|---|---|---|
| Matrix (Source ID): | Water (552937-001) | Method: | SM 4500-CN-E | Prep Method: | METHOD |

| QC1341239 Analyte | Result | Source Sample Result | Spiked | Units | Recovery | Qual | Limits | RPD | RPD Lim | DF |
|---|---|---|---|---|---|---|---|---|---|---|
| Cyanide | 0.1012 | ND | 0.1000 | mg/L | 101% | | 80-120 | 2 | 20 | 0.5 |

ENTHALPY ANALYTICAL

# Batch QC

| Type: | Matrix Spike | Lab ID: | QC1341240 | Batch: | 395536 |
|---|---|---|---|---|---|
| Matrix (Source ID): | Water (552943-001) | Method: | SM 4500-CN-E | Prep Method: | METHOD |

| QC1341240 Analyte | Result | Source Sample Result | Spiked | Units | Recovery | Qual | Limits | DF |
|---|---|---|---|---|---|---|---|---|
| Cyanide | 0.1025 | ND | 0.1000 | mg/L | 102% | | 80-120 | 0.5 |

| Type: | Matrix Spike Duplicate | Lab ID: | QC1341241 | Batch: | 395536 |
|---|---|---|---|---|---|
| Matrix (Source ID): | Water (552943-001) | Method: | SM 4500-CN-E | Prep Method: | METHOD |

| QC1341241 Analyte | Result | Source Sample Result | Spiked | Units | Recovery | Qual | Limits | RPD | RPD Lim | DF |
|---|---|---|---|---|---|---|---|---|---|---|
| Cyanide | 0.08667 | ND | 0.1000 | mg/L | 87% | | 80-120 | 17 | 20 | 0.5 |

| Type: | Blank | Lab ID: | QC1341189 | Batch: | 395526 |
|---|---|---|---|---|---|
| Matrix: | Water | Method: | SM 4500-S2-D | Prep Method: | METHOD |

| QC1341189 Analyte | Result | Qual | Units | RL | MDL | Prepared | Analyzed |
|---|---|---|---|---|---|---|---|
| Sulfide | ND | | mg/L | 0.10 | | 02/17/26 | 02/17/26 |

| Type: | Lab Control Sample | Lab ID: | QC1341190 | Batch: | 395526 |
|---|---|---|---|---|---|
| Matrix: | Water | Method: | SM 4500-S2-D | Prep Method: | METHOD |

| QC1341190 Analyte | Result | Spiked | Units | Recovery | Qual | Limits |
|---|---|---|---|---|---|---|
| Sulfide | 0.9000 | 1.000 | mg/L | 90% | | 90-110 |

| Type: | Matrix Spike | Lab ID: | QC1341218 | Batch: | 395526 |
|---|---|---|---|---|---|
| Matrix (Source ID): | Water (553203-001) | Method: | SM 4500-S2-D | Prep Method: | METHOD |

| QC1341218 Analyte | Result | Source Sample Result | Spiked | Units | Recovery | Qual | Limits | DF |
|---|---|---|---|---|---|---|---|---|
| Sulfide | 0.8000 | ND | 1.000 | mg/L | 80% | | 80-120 | 1 |

| Type: | Matrix Spike Duplicate | Lab ID: | QC1341219 | Batch: | 395526 |
|---|---|---|---|---|---|
| Matrix (Source ID): | Water (553203-001) | Method: | SM 4500-S2-D | Prep Method: | METHOD |

| QC1341219 Analyte | Result | Source Sample Result | Spiked | Units | Recovery | Qual | Limits | RPD | RPD Lim | DF |
|---|---|---|---|---|---|---|---|---|---|---|
| Sulfide | 0.8000 | ND | 1.000 | mg/L | 80% | | 80-120 | 0 | 20 | 1 |

| Type: | Blank | Lab ID: | QC1341194 | Batch: | 395528 |
|---|---|---|---|---|---|
| Matrix: | Water | Method: | SM 5310B | Prep Method: | SM 5310B |

| QC1341194 Analyte | Result | Qual | Units | RL | MDL | Prepared | Analyzed |
|---|---|---|---|---|---|---|---|
| Total Organic Carbon | ND | | mg/L | 1.0 | 0.49 | 02/17/26 | 02/17/26 |

ENTHALPY ANALYTICAL

# Batch QC

| Type: Lab Control Sample | Lab ID: QC1341195 | Batch: 395528 |
|---|---|---|
| Matrix: Water | Method: SM 5310B | Prep Method: SM 5310B |

| QC1341195 Analyte | Result | Spiked | Units | Recovery | Qual | Limits |
|---|---|---|---|---|---|---|
| Total Organic Carbon | 22.92 | 25.00 | mg/L | 92% | | 85-115 |

| Type: Matrix Spike | Lab ID: QC1341196 | Batch: 395528 |
|---|---|---|
| Matrix (Source ID): Water (553203-001) | Method: SM 5310B | Prep Method: SM 5310B |

| QC1341196 Analyte | Result | Source Sample Result | Spiked | Units | Recovery | Qual | Limits | DF |
|---|---|---|---|---|---|---|---|---|
| Total Organic Carbon | 224.1 | 197.3 | 25.00 | mg/L | 107% | NM | 75-125 | 3 |

| Type: Matrix Spike Duplicate | Lab ID: QC1341197 | Batch: 395528 |
|---|---|---|
| Matrix (Source ID): Water (553203-001) | Method: SM 5310B | Prep Method: SM 5310B |

| QC1341197 Analyte | Result | Source Sample Result | Spiked | Units | Recovery | Qual | Limits | RPD | RPD Lim | DF |
|---|---|---|---|---|---|---|---|---|---|---|
| Total Organic Carbon | 201.1 | 197.3 | 25.00 | mg/L | 15% | NM | 75-125 | 11 | 25 | 3 |

| Type: Sample Duplicate | Lab ID: QC1341211 | Batch: 395530 |
|---|---|---|
| Matrix (Source ID): Water (553203-001) | Method: SM2130B | |

| QC1341211 Analyte | Result | Source Sample Result | Units | Qual | RPD | RPD Lim | DF |
|---|---|---|---|---|---|---|---|
| Turbidity | 1,457 | 1459 | NTU | | 0 | 20 | 1 |

| Type: Blank | Lab ID: QC1341579 | Batch: 395653 |
|---|---|---|
| Matrix: Water | Method: SM2320B | Prep Method: METHOD |

| QC1341579 Analyte | Result | Qual | Units | RL | MDL | Prepared | Analyzed |
|---|---|---|---|---|---|---|---|
| Bicarbonate | ND | | mg/L | 2.4 | | 02/18/26 | 02/18/26 |
| Alkalinity, Total as CaCO3 | ND | | mg/L | 2.0 | | 02/18/26 | 02/18/26 |

| Type: Lab Control Sample | Lab ID: QC1341580 | Batch: 395653 |
|---|---|---|
| Matrix: Water | Method: SM2320B | Prep Method: METHOD |

| QC1341580 Analyte | Result | Spiked | Units | Recovery | Qual | Limits |
|---|---|---|---|---|---|---|
| Alkalinity, Total as CaCO3 | 108.2 | 100.0 | mg/L | 108% | | 90-110 |

ENTHALPY ANALYTICAL

# Batch QC

| Type: | Sample Duplicate | Lab ID: | QC1341581 | Batch: | 395653 |
|---|---|---|---|---|---|
| Matrix (Source ID): | Water (553203-001) | Method: | SM2320B | Prep Method: | METHOD |

| QC1341581 Analyte | Result | Source Sample Result | Units | Qual | RPD | RPD Lim | DF |
|---|---|---|---|---|---|---|---|
| Bicarbonate | 103.9 | 102.3 | mg/L | | 2 | 20 | 1.3 |
| Alkalinity, Total as CaCO3 | 85.20 | 83.85 | mg/L | | 2 | 20 | 1.3 |

| Type: | Sample Duplicate | Lab ID: | QC1341011 | Batch: | 395466 |
|---|---|---|---|---|---|
| Matrix (Source ID): | Water (553207-001) | Method: | SM2510B | Prep Method: | METHOD |

| QC1341011 Analyte | Result | Source Sample Result | Units | Qual | RPD | RPD Lim | DF |
|---|---|---|---|---|---|---|---|
| Specific Conductance | 253.4 | 266.1 | umhos/cm | | 5 | 20 | 1 |

| Type: | Blank | Lab ID: | QC1341008 | Batch: | 395465 |
|---|---|---|---|---|---|
| Matrix: | Water | Method: | SM2540C | Prep Method: | METHOD |

| QC1341008 Analyte | Result | Qual | Units | RL | MDL | Prepared | Analyzed |
|---|---|---|---|---|---|---|---|
| Total Dissolved Solids | ND | | mg/L | 10 | | 02/16/26 | 02/18/26 |

| Type: | Lab Control Sample | Lab ID: | QC1341009 | Batch: | 395465 |
|---|---|---|---|---|---|
| Matrix: | Water | Method: | SM2540C | Prep Method: | METHOD |

| QC1341009 Analyte | Result | Spiked | Units | Recovery | Qual | Limits |
|---|---|---|---|---|---|---|
| Total Dissolved Solids | 1,018 | 1000 | mg/L | 102% | | 90-110 |

| Type: | Sample Duplicate | Lab ID: | QC1341010 | Batch: | 395465 |
|---|---|---|---|---|---|
| Matrix (Source ID): | Water (553207-001) | Method: | SM2540C | Prep Method: | METHOD |

| QC1341010 Analyte | Result | Source Sample Result | Units | Qual | RPD | RPD Lim | DF |
|---|---|---|---|---|---|---|---|
| Total Dissolved Solids | 242.0 | 256.0 | mg/L | | 6* | 5 | 2 |

| Type: | Blank | Lab ID: | QC1341133 | Batch: | 395502 |
|---|---|---|---|---|---|
| Matrix: | Water | Method: | SM2540D | Prep Method: | METHOD |

| QC1341133 Analyte | Result | Qual | Units | RL | MDL | Prepared | Analyzed |
|---|---|---|---|---|---|---|---|
| Total Suspended Solids | ND | | mg/L | 0.5 | | 02/17/26 | 02/17/26 |

| Type: | Lab Control Sample | Lab ID: | QC1341134 | Batch: | 395502 |
|---|---|---|---|---|---|
| Matrix: | Water | Method: | SM2540D | Prep Method: | METHOD |

| QC1341134 Analyte | Result | Spiked | Units | Recovery | Qual | Limits |
|---|---|---|---|---|---|---|
| Total Suspended Solids | 98.50 | 100.0 | mg/L | 99% | | 90-110 |

ENTHALPY ANALYTICAL

# Batch QC

**Type:** Lab Control Sample Duplicate **Lab ID:** QC1341135 **Batch:** 395502
**Matrix:** Water **Method:** SM2540D **Prep Method:** METHOD

| QC1341135 Analyte | Result | Spiked | Units | Recovery | Qual | Limits | RPD | RPD Lim |
|---|---|---|---|---|---|---|---|---|
| Total Suspended Solids | 98.75 | 100.0 | mg/L | 99% | | 90-110 | 0 | 5 |

**Type:** Sample Duplicate **Lab ID:** QC1341136 **Batch:** 395502
**Matrix (Source ID):** Water (553203-001) **Method:** SM2540D **Prep Method:** METHOD

| QC1341136 Analyte | Result | Source Sample Result | Units | Qual | RPD | RPD Lim | DF |
|---|---|---|---|---|---|---|---|
| Total Suspended Solids | 7,940 | 7840 | mg/L | | 1 | 5 | 1 |

**Type:** Blank **Lab ID:** QC1340976 **Batch:** 395456
**Matrix:** Water **Method:** SM5210B **Prep Method:** METHOD

| QC1340976 Analyte | Result | Qual | Units | RL | MDL | Prepared | Analyzed |
|---|---|---|---|---|---|---|---|
| Biochemical Oxygen Demand | ND | | mg/L | 3.0 | | 02/16/26 14:46 | 02/21/26 15:25 |

**Type:** Lab Control Sample **Lab ID:** QC1340977 **Batch:** 395456
**Matrix:** Water **Method:** SM5210B **Prep Method:** METHOD

| QC1340977 Analyte | Result | Spiked | Units | Recovery | Qual | Limits |
|---|---|---|---|---|---|---|
| Biochemical Oxygen Demand | 193.8 | 198.0 | mg/L | 98% | | 84.6-115.4 |

**Type:** Sample Duplicate **Lab ID:** QC1340978 **Batch:** 395456
**Matrix (Source ID):** Water (553203-001) **Method:** SM5210B **Prep Method:** METHOD

| QC1340978 Analyte | Result | Source Sample Result | Units | Qual | RPD | RPD Lim | DF |
|---|---|---|---|---|---|---|---|
| Biochemical Oxygen Demand | 3.720 | 3.810 | mg/L | BOD5 | 2 | 30 | 1 |

**Type:** Blank **Lab ID:** QC1341164 **Batch:** 395517
**Matrix:** Water **Method:** SM5220D **Prep Method:** SM 5220D

| QC1341164 Analyte | Result | Qual | Units | RL | MDL | Prepared | Analyzed |
|---|---|---|---|---|---|---|---|
| Chemical Oxygen Demand | ND | | mg/L | 4.0 | 2.0 | 02/17/26 | 02/17/26 |

**Type:** Lab Control Sample **Lab ID:** QC1341165 **Batch:** 395517
**Matrix:** Water **Method:** SM5220D **Prep Method:** SM 5220D

| QC1341165 Analyte | Result | Spiked | Units | Recovery | Qual | Limits |
|---|---|---|---|---|---|---|
| Chemical Oxygen Demand | 90.00 | 100.0 | mg/L | 90% | | 90-110 |

ENTHALPY ANALYTICAL

# Batch QC

| | | | | | |
|---|---|---|---|---|---|
| **Type:** | **Matrix Spike** | **Lab ID:** | **QC1341172** | **Batch:** | **395517** |
| **Matrix (Source ID):** | **Water (552473-001)** | **Method:** | **SM5220D** | **Prep Method:** | **SM 5220D** |

| QC1341172 Analyte | Result | Source Sample Result | Spiked | Units | Recovery | Qual | Limits | DF |
|---|---|---|---|---|---|---|---|---|
| Chemical Oxygen Demand | 92.00 | 9.000 | 100.0 | mg/L | 83% | | 75-125 | 2 |

| | | | | | |
|---|---|---|---|---|---|
| **Type:** | **Matrix Spike Duplicate** | **Lab ID:** | **QC1341173** | **Batch:** | **395517** |
| **Matrix (Source ID):** | **Water (552473-001)** | **Method:** | **SM5220D** | **Prep Method:** | **SM 5220D** |

| QC1341173 Analyte | Result | Source Sample Result | Spiked | Units | Recovery | Qual | Limits | RPD | RPD Lim | DF |
|---|---|---|---|---|---|---|---|---|---|---|
| Chemical Oxygen Demand | 94.00 | 9.000 | 100.0 | mg/L | 85% | | 75-125 | 2 | 20 | 2 |

| | |
|---|---|
| # | CCV drift outside limits; average CCV drift within limits per method requirements |
| * | Value is outside QC limits |
| BOD5 | Estimated result, under-depleted, highest volume replicate reported |
| E | Response exceeds instrument's linear range |
| ND | Not Detected |
| NM | Not Meaningful |
| b | See narrative |

**Laboratory Job Number 553207**

**Subcontracted Products**

**Pace Laboratories**

Date of Report: 02/24/2026

David Tripp

Enthalpy Analytical - Orange
931 West Barkley Avenue
Orange, CA 92868

| | |
|---|---|
| Client Project: | EO-553207 |
| Pace Project: | Chiquita Canyon Landfill Stormwater |
| Pace Work Order: | 2602486 |
| Invoice ID: | B531845 |

Enclosed are the results of analyses for samples received by the laboratory on 2/18/2026. If you have any questions concerning this report, please feel free to contact me.

Sincerely,

Contact Person: Ragen Williams
Client Service Rep

Steven Bennett
Operations Manager



*The results in this report apply to the samples analyzed in accordance with the chain of custody document. This analytical report must be reproduced in its entirety.*
All results listed in this report are for the exclusive use of the submitting party. Pace Analytical assumes no responsibility for report alteration, separation, detachment or third party interpretation.

# Table of Contents


## Sample Information

Chain of Custody and Cooler Receipt form ..... 3
Laboratory / Client Sample Cross Reference ..... 5

## Sample Results

**2602486-01 - SOUTH BASIN - WESTERN INLET**

Organo-Phosphorus Pesticide Analysis (EPA Method 8141A) ..... 6

**2602486-02 - SOUTH BASIN - EASTERN INLET**

Organo-Phosphorus Pesticide Analysis (EPA Method 8141A) ..... 7

## Quality Control Reports

**Organo-Phosphorus Pesticide Analysis (EPA Method 8141A)**

Method Blank Analysis ..... 8
Laboratory Control Sample ..... 9

## Notes

Notes and Definitions ..... 10

ENTHALPY ANALYTICAL

931 West Barkley Ave
Orange, CA 92868
(714) 771-6900

2602486

RUSH

Subcontract Laboratory:
Pace Laboratories
4100 Atlas Court
Bakersfield, CA 93308
ATTN: Ragen Schallock
PO #: Required, to be sent via email 2602486

Enthalpy Order: EO-553207
PM: David Tripp
Email: david.tripp@enthalpy.com
CC: incomingreports@enthalpy.com
Phone: 657-581-4710

Results Due: RUSH TAT
Report Level: II
Report To: MDL
EDDs: ELM_TransferOut (Standard Excel Transfer EDD, 3 tabs)

Notes:
CHIQUITA Stormwater; Pace please advise regarding RUSH TAT

| Sample ID | Collected | Lab ID | # Cont. | Matrix | Analysis Requested | Comment |
|---|---|---|---|---|---|---|
| SOUTH BASIN - WESTERN INLET | 16-FEB-2026 09:20 | 553207-001 | 1 | Water | Organophosphorus Pesticides | -1 |
| SOUTH BASIN - EASTERN INLET | 16-FEB-2026 09:30 | 553207-002 | 1 | Water | Organophosphorus Pesticides | -2 |

| Notes: | Relinquished By: | Received By: |
|---|---|---|
| | [signature] | TShet Oliveros |
| | Date: 2.17.26 16:56 | Date: 2/18/26 1004 |
| | | |
| | Date: | Date: |
| | | |
| | Date: | Date: |

*The results in this report apply to the samples analyzed in accordance with the chain of custody document. This analytical report must be reproduced in its entirety.*
All results listed in this report are for the exclusive use of the submitting party. Pace Analytical assumes no responsibility for report alteration, separation, detachment or third party interpretation.

**Chain of Custody and Cooler Receipt Form for 2602486 Page 2 of 2**

PACE ANALYTICAL — COOLER RECEIPT FORM — Page 1 Of 1

Submission #: 2602486

SHIPPING INFORMATION: Fed Ex ☐ UPS ☐ GSO / GLS ☑ Hand Delivery ☐ Pace Lab Field Service ☐ Other ☐ (Specify)_____

SHIPPING CONTAINER: Ice Chest ☑ None ☐ Box ☐ Other ☐ (Specify)_____

FREE LIQUID: YES ☐ NO ☑ (W) S

Refrigerant: Ice ☑ Blue Ice ☐ None ☐ Other ☐ Comments:

Custody Seals: Ice Chest ☐ Intact? Yes ☐ No ☐ Containers ☐ Intact? Yes ☐ No ☐ None ☑ Comments:

All samples received? Yes ☒ No ☐ All samples containers intact? Yes ☒ No ☐ Description(s) match COC? Yes ☑ No ☐

COC Received ☑ YES ☐ NO

Emissivity: 0.97 Container: N/A Thermometer ID: 366 Date/Time 2/18/26

Temperature: (A) 3.5 °C / (C) 3.6 °C Analyst Init FOZ 1004

| SAMPLE CONTAINERS | SAMPLE NUMBERS 1 | 2 | 3 | 4 | 5 | 6 | 7 | 8 | 9 | 10 |
|---|---|---|---|---|---|---|---|---|---|---|
| QT PE UNPRES | | | | | | | | | | |
| 4oz / 8oz / 16oz PE UNPRES | | | | | | | | | | |
| 2oz $Cr^{+6}$ | | | | | | | | | | |
| QT INORGANIC CHEMICAL METALS | | | | | | | | | | |
| INORGANIC CHEMICAL METALS 4oz / 8oz / 16oz | | | | | | | | | | |
| PT CYANIDE | | | | | | | | | | |
| PT NITROGEN FORMS | | | | | | | | | | |
| PT TOTAL SULFIDE | | | | | | | | | | |
| 2oz. NITRATE / NITRITE | | | | | | | | | | |
| PT TOTAL ORGANIC CARBON | | | | | | | | | | |
| PT CHEMICAL OXYGEN DEMAND | | | | | | | | | | |
| PtA PHENOLICS | | | | | | | | | | |
| 40ml VOA VIAL TRAVEL BLANK | | | | | | | | | | |
| 40ml VOA VIAL | | | | | | | | | | |
| QT EPA 1664B | | | | | | | | | | |
| PT ODOR | | | | | | | | | | |
| RADIOLOGICAL | | | | | | | | | | |
| BACTERIOLOGICAL | | | | | | | | | | |
| 40 ml VOA VIAL- 504 | | | | | | | | | | |
| QT EPA 508/608.3/8081A | | | | | | | | | | |
| QT EPA 515.1/8151A | | | | | | | | | | |
| QT EPA 525.2 | | | | | | | | | | |
| QT EPA 525.2 TRAVEL BLANK | | | | | | | | | | |
| 40ml EPA 547 | | | | | | | | | | |
| 40ml EPA 531.1 | | | | | | | | | | |
| 8oz EPA 548.1 | | | | | | | | | | |
| QT EPA 549.2 | | | | | | | | | | |
| QT EPA 8015M | | | | | | | | | | |
| QT EPA 8270C | | | | | | | | | | |
| 8oz / 16oz / 32oz AMBER | A | A | | | | | | | | |
| 8oz / 16oz / 32oz JAR | | | | | | | | | | |
| SOIL SLEEVE | | | | | | | | | | |
| PCB VIAL | | | | | | | | | | |
| PLASTIC BAG | | | | | | | | | | |
| TEDLAR BAG | | | | | | | | | | |
| FERROUS IRON | | | | | | | | | | |
| ENCORE | | | | | | | | | | |
| SMART KIT | | | | | | | | | | |
| SUMMA CANISTER | | | | | | | | | | |

CHK BY JW DISTRIBUTION SLM SUB OUT ☐

Comments:

Sample Numbering Completed By: FOZ Date/Time: 1008 2/18/26

A = Actual / C = Corrected

Rev 23 05/20/22 [S:\WPDocs\WordPerfect\LAB_DOCS\FORMS\SAMREC rev 20]

*The results in this report apply to the samples analyzed in accordance with the chain of custody document. This analytical report must be reproduced in its entirety.*
All results listed in this report are for the exclusive use of the submitting party. Pace Analytical assumes no responsibility for report alteration, separation, detachment or third party interpretation.

Pace Analytical®
ENVIRONMENTAL SCIENCES

Enthalpy Analytical - Orange
931 West Barkley Avenue
Orange, CA 92868

**Reported:** 02/24/2026 17:00
Project: Chiquita Canyon Landfill Stormwater
Project Number: EO-553207
Project Manager: David Tripp

# Laboratory / Client Sample Cross Reference

| Laboratory | Client Sample Information | | | |
|---|---|---|---|---|
| **2602486-01** | **COC Number:** | --- | **Receive Date:** | 02/18/2026 10:04 |
| | **Project Number:** | --- | **Sampling Date:** | 02/16/2026 09:20 |
| | **Sampling Location:** | --- | **Sample Depth:** | --- |
| | **Sampling Point:** | SOUTH BASIN - WESTERN INLET | **Lab Matrix:** | Water |
| | **Sampled By:** | CLIENT | **Sample Type:** | Water |
| **2602486-02** | **COC Number:** | --- | **Receive Date:** | 02/18/2026 10:04 |
| | **Project Number:** | --- | **Sampling Date:** | 02/16/2026 09:30 |
| | **Sampling Location:** | --- | **Sample Depth:** | --- |
| | **Sampling Point:** | SOUTH BASIN - EASTERN INLET | **Lab Matrix:** | Water |
| | **Sampled By:** | CLIENT | **Sample Type:** | Water |

*The results in this report apply to the samples analyzed in accordance with the chain of custody document. This analytical report must be reproduced in its entirety.*
All results listed in this report are for the exclusive use of the submitting party. Pace Analytical assumes no responsibility for report alteration, separation, detachment or third party interpretation.

Pace Analytical®
ENVIRONMENTAL SCIENCES

Enthalpy Analytical - Orange
931 West Barkley Avenue
Orange, CA 92868

**Reported:** 02/24/2026 17:00
Project: Chiquita Canyon Landfill Stormwater
Project Number: EO-553207
Project Manager: David Tripp

# Organo-Phosphorus Pesticide Analysis (EPA Method 8141A)

**Pace Sample ID:** 2602486-01 | **Client Sample Name:** SOUTH BASIN - WESTERN INLET, 2/16/2026 9:20:00AM, CLIENT

| Constituent | Result | Units | PQL | MDL | Method | MB Bias | Lab Quals | DCN |
|---|---|---|---|---|---|---|---|---|
| Azinphos methyl | ND | ug/L | 0.50 | 0.12 | EPA-8141A | ND | | 1 |
| Bolstar | ND | ug/L | 0.20 | 0.050 | EPA-8141A | ND | | 1 |
| Chlorpyrifos | ND | ug/L | 0.20 | 0.050 | EPA-8141A | ND | | 1 |
| Coumaphos | ND | ug/L | 0.50 | 0.11 | EPA-8141A | ND | | 1 |
| Demeton O/S | ND | ug/L | 0.20 | 0.056 | EPA-8141A | ND | | 1 |
| Diazinon | ND | ug/L | 0.20 | 0.050 | EPA-8141A | ND | | 1 |
| Dichlorvos | ND | ug/L | 0.20 | 0.050 | EPA-8141A | ND | | 1 |
| Disulfoton | ND | ug/L | 0.20 | 0.050 | EPA-8141A | ND | | 1 |
| Ethoprop | ND | ug/L | 0.20 | 0.052 | EPA-8141A | ND | | 1 |
| Fensulfothion | ND | ug/L | 0.20 | 0.051 | EPA-8141A | ND | | 1 |
| Fenthion | ND | ug/L | 0.20 | 0.050 | EPA-8141A | ND | | 1 |
| Merphos | ND | ug/L | 0.20 | 0.050 | EPA-8141A | ND | | 1 |
| Methyl parathion | ND | ug/L | 0.20 | 0.050 | EPA-8141A | ND | | 1 |
| Mevinphos | ND | ug/L | 0.20 | 0.050 | EPA-8141A | ND | | 1 |
| Naled | ND | ug/L | 0.50 | 0.17 | EPA-8141A | ND | | 1 |
| Phorate | ND | ug/L | 0.20 | 0.066 | EPA-8141A | ND | | 1 |
| Ronnel (Fenchlorphos) | ND | ug/L | 0.20 | 0.050 | EPA-8141A | ND | | 1 |
| Stirophos (Tetrachlorvinphos) | ND | ug/L | 0.20 | 0.082 | EPA-8141A | ND | | 1 |
| Tokuthion (Prothiofos) | ND | ug/L | 0.20 | 0.050 | EPA-8141A | ND | | 1 |
| Trichloronate | ND | ug/L | 0.20 | 0.050 | EPA-8141A | ND | | 1 |
| Triphenylphosphate (Surrogate) | 49.2 | % | 50 - 130 (LCL - UCL) | | EPA-8141A | | S09 | 1 |

| DCN | Method | Prep Date | Run Date/Time | Analyst | Instrument | Dilution | QC Batch ID | Prep Method |
|---|---|---|---|---|---|---|---|---|
| 1 | EPA-8141A | 02/23/26 10:15 | 02/24/26 01:59 | IJC | GC-18 | 0.980 | B227696 | EPA 3510C |

DCN = Data Continuation Number

*The results in this report apply to the samples analyzed in accordance with the chain of custody document. This analytical report must be reproduced in its entirety.*
All results listed in this report are for the exclusive use of the submitting party. Pace Analytical assumes no responsibility for report alteration, separation, detachment or third party interpretation.

Pace Analytical®
ENVIRONMENTAL SCIENCES

Enthalpy Analytical - Orange
931 West Barkley Avenue
Orange, CA 92868

**Reported:** 02/24/2026 17:00
Project: Chiquita Canyon Landfill Stormwater
Project Number: EO-553207
Project Manager: David Tripp

# Organo-Phosphorus Pesticide Analysis (EPA Method 8141A)

**Pace Sample ID:** 2602486-02 | **Client Sample Name:** SOUTH BASIN - EASTERN INLET, 2/16/2026 9:30:00AM, CLIENT

| Constituent | Result | Units | PQL | MDL | Method | MB Bias | Lab Quals | DCN |
|---|---|---|---|---|---|---|---|---|
| Azinphos methyl | ND | ug/L | 0.50 | 0.12 | EPA-8141A | ND | | 1 |
| Bolstar | ND | ug/L | 0.20 | 0.050 | EPA-8141A | ND | | 1 |
| Chlorpyrifos | ND | ug/L | 0.20 | 0.050 | EPA-8141A | ND | | 1 |
| Coumaphos | ND | ug/L | 0.50 | 0.11 | EPA-8141A | ND | | 1 |
| Demeton O/S | ND | ug/L | 0.20 | 0.056 | EPA-8141A | ND | | 1 |
| Diazinon | ND | ug/L | 0.20 | 0.050 | EPA-8141A | ND | | 1 |
| Dichlorvos | ND | ug/L | 0.20 | 0.050 | EPA-8141A | ND | | 1 |
| Disulfoton | ND | ug/L | 0.20 | 0.050 | EPA-8141A | ND | | 1 |
| Ethoprop | ND | ug/L | 0.20 | 0.052 | EPA-8141A | ND | | 1 |
| Fensulfothion | ND | ug/L | 0.20 | 0.051 | EPA-8141A | ND | | 1 |
| Fenthion | ND | ug/L | 0.20 | 0.050 | EPA-8141A | ND | | 1 |
| Merphos | ND | ug/L | 0.20 | 0.050 | EPA-8141A | ND | | 1 |
| Methyl parathion | ND | ug/L | 0.20 | 0.050 | EPA-8141A | ND | | 1 |
| Mevinphos | ND | ug/L | 0.20 | 0.050 | EPA-8141A | ND | | 1 |
| Naled | ND | ug/L | 0.50 | 0.17 | EPA-8141A | ND | | 1 |
| Phorate | ND | ug/L | 0.20 | 0.066 | EPA-8141A | ND | | 1 |
| Ronnel (Fenchlorphos) | ND | ug/L | 0.20 | 0.050 | EPA-8141A | ND | | 1 |
| Stirophos (Tetrachlorvinphos) | ND | ug/L | 0.20 | 0.082 | EPA-8141A | ND | | 1 |
| Tokuthion (Prothiofos) | ND | ug/L | 0.20 | 0.050 | EPA-8141A | ND | | 1 |
| Trichloronate | ND | ug/L | 0.20 | 0.050 | EPA-8141A | ND | | 1 |
| Triphenylphosphate (Surrogate) | 21.6 | % | 50 - 130 (LCL - UCL) | | EPA-8141A | | S09 | 1 |

| DCN | Method | Prep Date | Run Date/Time | Analyst | Instrument | Dilution | QC Batch ID | Prep Method |
|---|---|---|---|---|---|---|---|---|
| 1 | EPA-8141A | 02/23/26 10:15 | 02/24/26 02:28 | IJC | GC-18 | 0.971 | B227696 | EPA 3510C |

DCN = Data Continuation Number

*The results in this report apply to the samples analyzed in accordance with the chain of custody document. This analytical report must be reproduced in its entirety.*
All results listed in this report are for the exclusive use of the submitting party. Pace Analytical assumes no responsibility for report alteration, separation, detachment or third party interpretation.

Pace Analytical®
ENVIRONMENTAL SCIENCES

Enthalpy Analytical - Orange
931 West Barkley Avenue
Orange, CA 92868

**Reported:** 02/24/2026 17:00
Project: Chiquita Canyon Landfill Stormwater
Project Number: EO-553207
Project Manager: David Tripp

# Organo-Phosphorus Pesticide Analysis (EPA Method 8141A)

## Quality Control Report - Method Blank Analysis

| Constituent | QC Sample ID | MB Result | Units | PQL | MDL | Lab Quals | Run # |
|---|---|---|---|---|---|---|---|
| **QC Batch ID: B227696** | | | | | | | |
| Azinphos methyl | B227696-BLK1 | ND | ug/L | 0.50 | 0.12 | | 1 |
| Bolstar | B227696-BLK1 | ND | ug/L | 0.20 | 0.050 | | 1 |
| Chlorpyrifos | B227696-BLK1 | ND | ug/L | 0.20 | 0.050 | | 1 |
| Coumaphos | B227696-BLK1 | ND | ug/L | 0.50 | 0.11 | | 1 |
| Demeton O/S | B227696-BLK1 | ND | ug/L | 0.20 | 0.056 | | 1 |
| Diazinon | B227696-BLK1 | ND | ug/L | 0.20 | 0.050 | | 1 |
| Dichlorvos | B227696-BLK1 | ND | ug/L | 0.20 | 0.050 | | 1 |
| Disulfoton | B227696-BLK1 | ND | ug/L | 0.20 | 0.050 | | 1 |
| Ethoprop | B227696-BLK1 | ND | ug/L | 0.20 | 0.052 | | 1 |
| Fensulfothion | B227696-BLK1 | ND | ug/L | 0.20 | 0.051 | | 1 |
| Fenthion | B227696-BLK1 | ND | ug/L | 0.20 | 0.050 | | 1 |
| Merphos | B227696-BLK1 | ND | ug/L | 0.20 | 0.050 | | 1 |
| Methyl parathion | B227696-BLK1 | ND | ug/L | 0.20 | 0.050 | | 1 |
| Mevinphos | B227696-BLK1 | ND | ug/L | 0.20 | 0.050 | | 1 |
| Naled | B227696-BLK1 | ND | ug/L | 0.50 | 0.17 | | 1 |
| Phorate | B227696-BLK1 | ND | ug/L | 0.20 | 0.066 | | 1 |
| Ronnel (Fenchlorphos) | B227696-BLK1 | ND | ug/L | 0.20 | 0.050 | | 1 |
| Stirophos (Tetrachlorvinphos) | B227696-BLK1 | ND | ug/L | 0.20 | 0.082 | | 1 |
| Tokuthion (Prothiofos) | B227696-BLK1 | ND | ug/L | 0.20 | 0.050 | | 1 |
| Trichloronate | B227696-BLK1 | ND | ug/L | 0.20 | 0.050 | | 1 |
| **Triphenylphosphate (Surrogate)** | **B227696-BLK1** | **80.4** | % | **50 - 130 (LCL - UCL)** | | | 1 |

| Run # | QC Sample ID | QC Type | Method | Prep Date | Run Date Time | Analyst | Instrument | Dilution |
|---|---|---|---|---|---|---|---|---|
| 1 | B227696-BLK1 | PB | EPA-8141A | 02/23/26 | 02/24/26 00:30 | IJC | GC-18 | 1 |

*The results in this report apply to the samples analyzed in accordance with the chain of custody document. This analytical report must be reproduced in its entirety.*
All results listed in this report are for the exclusive use of the submitting party. Pace Analytical assumes no responsibility for report alteration, separation, detachment or third party interpretation.

Pace Analytical®
ENVIRONMENTAL SCIENCES

Enthalpy Analytical - Orange
931 West Barkley Avenue
Orange, CA 92868

**Reported:** 02/24/2026 17:00
Project: Chiquita Canyon Landfill Stormwater
Project Number: EO-553207
Project Manager: David Tripp

# Organo-Phosphorus Pesticide Analysis (EPA Method 8141A)

## Quality Control Report - Laboratory Control Sample

| Constituent | QC Sample ID | Type | Result | Spike Level | Units | Percent Recovery | RPD | Control Limits Percent Recovery | Control Limits RPD | Lab Quals | Run # |
|---|---|---|---|---|---|---|---|---|---|---|---|
| **QC Batch ID: B227696** | | | | | | | | | | | |
| Bolstar | B227696-BS1 | LCS | 1.6950 | 2.0000 | ug/L | 84.8 | | 50 - 130 | | | 1 |
| | B227696-BSD1 | LCSD | 1.8400 | 2.0000 | ug/L | 92.0 | 8.2 | 50 - 130 | 30 | | 2 |
| Chlorpyrifos | B227696-BS1 | LCS | 1.6650 | 2.0000 | ug/L | 83.2 | | 60 - 120 | | | 1 |
| | B227696-BSD1 | LCSD | 1.7150 | 2.0000 | ug/L | 85.8 | 3.0 | 60 - 120 | 30 | | 2 |
| Diazinon | B227696-BS1 | LCS | 1.6300 | 2.0000 | ug/L | 81.5 | | 60 - 130 | | | 1 |
| | B227696-BSD1 | LCSD | 1.7300 | 2.0000 | ug/L | 86.5 | 6.0 | 60 - 130 | 30 | | 2 |
| Methyl parathion | B227696-BS1 | LCS | 1.7000 | 2.0000 | ug/L | 85.0 | | 60 - 120 | | | 1 |
| | B227696-BSD1 | LCSD | 1.8450 | 2.0000 | ug/L | 92.2 | 8.2 | 60 - 120 | 30 | | 2 |
| Mevinphos | B227696-BS1 | LCS | 1.4050 | 2.0000 | ug/L | 70.2 | | 50 - 120 | | | 1 |
| | B227696-BSD1 | LCSD | 1.5250 | 2.0000 | ug/L | 76.2 | 8.2 | 50 - 120 | 30 | | 2 |
| Ronnel (Fenchlorphos) | B227696-BS1 | LCS | 1.6950 | 2.0000 | ug/L | 84.8 | | 50 - 120 | | | 1 |
| | B227696-BSD1 | LCSD | 1.8350 | 2.0000 | ug/L | 91.8 | 7.9 | 50 - 120 | 30 | | 2 |
| Stirophos (Tetrachlorvinphos) | B227696-BS1 | LCS | 1.7650 | 2.0000 | ug/L | 88.2 | | 50 - 120 | | | 1 |
| | B227696-BSD1 | LCSD | 1.9100 | 2.0000 | ug/L | 95.5 | 7.9 | 50 - 120 | 30 | | 2 |
| Triphenylphosphate (Surrogate) | B227696-BS1 | LCS | 1.7600 | 2.5000 | ug/L | 70.4 | | 50 - 130 | | | 1 |
| | B227696-BSD1 | LCSD | 2.1250 | 2.5000 | ug/L | 85.0 | 18.8 | 50 - 130 | | | 2 |

| Run # | QC Sample ID | QC Type | Method | Prep Date | Run Date Time | Analyst | Instrument | Dilution |
|---|---|---|---|---|---|---|---|---|
| 1 | B227696-BS1 | LCS | EPA-8141A | 02/23/26 | 02/24/26 00:59 | IJC | GC-18 | 1 |
| 2 | B227696-BSD1 | LCSD | EPA-8141A | 02/23/26 | 02/24/26 01:29 | IJC | GC-18 | 1 |

*The results in this report apply to the samples analyzed in accordance with the chain of custody document. This analytical report must be reproduced in its entirety.*
All results listed in this report are for the exclusive use of the submitting party. Pace Analytical assumes no responsibility for report alteration, separation, detachment or third party interpretation.

Enthalpy Analytical - Orange
931 West Barkley Avenue
Orange, CA 92868

**Reported:** 02/24/2026 17:00
Project: Chiquita Canyon Landfill Stormwater
Project Number: EO-553207
Project Manager: David Tripp

## Notes And Definitions

| | |
|---|---|
| MDL | Method Detection Limit |
| ND | Analyte Not Detected |
| PQL | Practical Quantitation Limit |
| S09 | The surrogate recovery for this compound was not within the control limits. |

*The results in this report apply to the samples analyzed in accordance with the chain of custody document. This analytical report must be reproduced in its entirety.*
All results listed in this report are for the exclusive use of the submitting party. Pace Analytical assumes no responsibility for report alteration, separation, detachment or third party interpretation.

**Laboratory Job Number 553207**

**Subcontracted Products**

**McCampbell Analytical, Inc.**

# McCampbell Analytical, Inc.

*"When Quality Counts"*

# Analytical Report

| | | | |
|---|---|---|---|
| **WorkOrder:** | 2602B22 | **Amended:** | 03/13/2026 |
| | | **Revision:** | 1 |
| **Report Created for:** | Enthalpy Analytical | | |
| | 931 West Barkley Avenue<br>Orange, CA 92868 | | |
| **Project Contact:** | David Tripp | | |
| **Project P.O.:** | 079649 | | |
| **Project:** | EO-553207 | | |
| **Project Location:** | | | |
| **Project Received:** | 02/18/2026 | | |

Analytical Report reviewed & approved for release on 02/25/2026 by:

Tracy Babjar

Project Manager

***The report shall not be reproduced except in full, without the written approval of the laboratory. The analytical results relate only to the items tested. Results reported conform to the most current regulatory standards, where applicable, unless otherwise stated.***

1534 Willow Pass Rd. Pittsburg, CA 94565 ♦ TEL: (877) 252-9262 ♦ FAX: (925) 252-9269 ♦ www.mccampbell.com

CA ELAP 1644 ♦ ORELAP (NELAP) 4033 ♦ AIHA-LAP ID#232255 ♦ DoD-ELAP Cert # L22-757

McCampbell Analytical, Inc.
*"When Quality Counts"*

1534 Willow Pass Road, Pittsburg, CA 94565-1701
Toll Free Telephone: (877) 252-9262 / Fax: (925) 252-9269
http://www.mccampbell.com / E-mail: main@mccampbell.com

# Revision History

**Client:** Enthalpy Analytical **WorkOrder:** 2602B22
**Project:** EO-553207

| Date | Revision | Reason |
|---|---|---|
| 03/13/2026 | 1 | Revised to report less dilute. |

McCampbell Analytical, Inc.
*"When Quality Counts"*

1534 Willow Pass Road, Pittsburg, CA 94565-1701
Toll Free Telephone: (877) 252-9262 / Fax: (925) 252-9269
http://www.mccampbell.com / E-mail: main@mccampbell.com

# Glossary of Terms & Qualifier Definitions

**Client:** Enthalpy Analytical **WorkOrder:** 2602B22

**Project:** EO-553207

## Glossary Abbreviation

| | |
|---|---|
| %D | Serial Dilution Percent Difference |
| 95% Interval | 95% Confident Interval |
| CCV | Continuing Calibration Verification. |
| CCV REC (%) | The % recovery of Continuing Calibration Verification |
| DF | Dilution Factor |
| DI WET | (DISTLC) Waste Extraction Test using DI water |
| DISS | Dissolved (sample filtered using a 0.45 µm filter size) |
| DLT | Dilution Test (Serial Dilution) |
| DUP | Duplicate |
| EDL | Estimated Detection Limit |
| ITEF | International Toxicity Equivalence Factor |
| LCS | Laboratory Control Sample |
| LCS2 | Second LCS for the batch. Spike level is lower than that for the first LCS; applicable to method 1633. |
| LQL | Lowest Quantitation Level |
| MB | Method Blank |
| MB IS/SS % Rec | % Recovery of Internal Standard or Surrogate in Method Blank, if applicable |
| MB SS % Rec | % Recovery of Surrogate in Method Blank, if applicable |
| MDL | Method Detection Limit [1] |
| ML | Minimum Level of Quantitation |
| MS | Matrix Spike |
| MSD | Matrix Spike Duplicate |
| NA | Not Applicable |
| ND | Not detected at or above the indicated MDL (if present) or RL. |
| NR | Data Not Reported due to matrix interference or insufficient sample amount. |
| PDS | Post Digestion Spike |
| PF | Prep Factor |
| RD | Relative Difference |
| RL | Reporting Limit [2] |
| RPD | Relative Percent Difference |
| RRT | Relative Retention Time |
| RSD | Relative Standard Deviation |
| SPK Val | Spike Value |
| SPKRef Val | Spike Reference Value |
| SPLP | Synthetic Precipitation Leachate Procedure |

[1] MDL is the minimum measured concentration of a substance that can be reported with 99% confidence that the measured concentration is distinguishable from method blank results. Definition and Procedure for the Determination of the Method Detection Limit, Revision 2, 40CFR, Part 136, Appendix B, EPA 821-R-16-006, December 2016. Values are based upon our default extraction volume/amount and are subject to change.

[2] RL is the lowest level that can be reliably determined within specified limits of precision and accuracy during routine laboratory operating conditions. (The RL cannot be lower than the lowest calibration standard used in the initial calibration of the instrument and must be greater than the MDL.) Values are based upon our default extraction volume/amount and are subject to change.

McCampbell Analytical, Inc.
*"When Quality Counts"*

1534 Willow Pass Road, Pittsburg, CA 94565-1701
Toll Free Telephone: (877) 252-9262 / Fax: (925) 252-9269
http://www.mccampbell.com / E-mail: main@mccampbell.com

# Glossary of Terms & Qualifier Definitions

**Client:** Enthalpy Analytical **WorkOrder:** 2602B22

**Project:** EO-553207

| | |
|---|---|
| TCLP | Toxicity Characteristic Leachate Procedure |
| TEQ | Toxicity Equivalents |
| TNTC | "Too Numerous to Count;" greater than 250 colonies observed on the plate. |
| TPH-Diesel | Sample results for semi-volatile TPH (diesel, kerosene, oil, etc) were calculated using a background subtraction procedure to correct for instrument baseline rise (column bleed) as described in Sec 7.7.2.2 of EPA 8015 B, C. |
| TZA | TimeZone Net Adjustment for sample collected outside of MAI's Coordinated Universal Time (UTC). (Adjustment for Daylight Saving is not accounted.) |
| WET (STLC) | Waste Extraction Test (Soluble Threshold Limit Concentration) |

## Analytical Qualifiers

| | |
|---|---|
| a3 | Sample diluted due to high organic content interfering with quantitative/or qualitative analysis. |
| b1 | Aqueous sample that contains greater than ~1 vol. % sediment |

McCampbell Analytical, Inc.
*"When Quality Counts"*

1534 Willow Pass Road, Pittsburg, CA 94565-1701
Toll Free Telephone: (877) 252-9262 / Fax: (925) 252-9269
http://www.mccampbell.com / E-mail: main@mccampbell.com

# Analytical Report

| | | | |
|---|---|---|---|
| **Client:** | Enthalpy Analytical | **WorkOrder:** | 2602B22 |
| **Date Received:** | 02/18/2026 9:54 | **Extraction Method:** | E8151A |
| **Date Prepared:** | 02/19/2026 | **Analytical Method:** | E8151A |
| **Project:** | EO-553207 | **Unit:** | µg/L |

## Chlorinated Herbicides by GC-ECD

| Client ID | Lab ID | Matrix | Date Collected | Instrument FileID | Batch ID |
|---|---|---|---|---|---|
| SOUTH BASIN - WESTERN INLET | 2602B22-001A | Water | 02/16/2026 09:20 | GC15A 03112631.D | 335931 |

| Analytes | Result | MDL | RL | DF | Date Analyzed |
|---|---|---|---|---|---|
| Acifluorfen | ND | 0.53 | 1.0 | 1 | 03/11/2026 20:29 |
| Bentazon | ND | 0.32 | 1.0 | 1 | 03/11/2026 20:29 |
| Chloramben | ND | 0.64 | 1.0 | 1 | 03/11/2026 20:29 |
| 2,4-D (Dichlorophenoxyacetic acid) | ND | 0.079 | 0.20 | 1 | 03/11/2026 20:29 |
| 2,4-DB | ND | 0.42 | 1.0 | 1 | 03/11/2026 20:29 |
| Dalapon | ND | 0.77 | 1.0 | 1 | 03/11/2026 20:29 |
| DCPA (mono & diacid) | ND | 0.50 | 1.0 | 1 | 03/11/2026 20:29 |
| Dicamba | ND | 0.074 | 0.20 | 1 | 03/11/2026 20:29 |
| 3,5-Dichlorobenzoic Acid | ND | 0.24 | 1.0 | 1 | 03/11/2026 20:29 |
| Dichloroprop | ND | 0.35 | 1.0 | 1 | 03/11/2026 20:29 |
| Dinoseb (DNBP) | ND | 0.30 | 1.0 | 1 | 03/11/2026 20:29 |
| MCPA | ND | 1.3 | 2.0 | 1 | 03/11/2026 20:29 |
| MCPP | ND | 1.2 | 2.0 | 1 | 03/11/2026 20:29 |
| 4-Nitrophenol | ND | 0.77 | 1.0 | 1 | 03/11/2026 20:29 |
| Pentachlorophenol (PCP) | ND | 0.055 | 0.20 | 1 | 03/11/2026 20:29 |
| Picloram | ND | 0.38 | 1.0 | 1 | 03/11/2026 20:29 |
| 2,4,5-T (Trichlorophenoxy acetic acid) | ND | 0.10 | 0.20 | 1 | 03/11/2026 20:29 |
| 2,4,5-TP (Silvex) | ND | 0.16 | 0.50 | 1 | 03/11/2026 20:29 |

| Surrogates | REC (%) | Limits | DF | |
|---|---|---|---|---|
| DCAA | 92 | 60-140 | 1 | 03/11/2026 20:29 |

Analyst(s): DP

Analytical Comments: b1

*(Cont.)*

CA ELAP 1644 • ORELAP (NELAP) 4033

McCampbell Analytical, Inc.
*"When Quality Counts"*

1534 Willow Pass Road, Pittsburg, CA 94565-1701
Toll Free Telephone: (877) 252-9262 / Fax: (925) 252-9269
http://www.mccampbell.com / E-mail: main@mccampbell.com

# Analytical Report

| | | | |
|---|---|---|---|
| **Client:** | Enthalpy Analytical | **WorkOrder:** | 2602B22 |
| **Date Received:** | 02/18/2026 9:54 | **Extraction Method:** | E8151A |
| **Date Prepared:** | 02/19/2026 | **Analytical Method:** | E8151A |
| **Project:** | EO-553207 | **Unit:** | µg/L |

## Chlorinated Herbicides by GC-ECD

| Client ID | Lab ID | Matrix | Date Collected | Instrument FileID | Batch ID |
|---|---|---|---|---|---|
| SOUTH BASIN - EASTERN INLET | 2602B22-002A | Water | 02/16/2026 09:30 | GC15A 03112632.D | 335931 |

| Analytes | Result | MDL | RL | DF | Date Analyzed |
|---|---|---|---|---|---|
| Acifluorfen | ND | 0.53 | 1.0 | 1 | 03/11/2026 20:54 |
| Bentazon | ND | 0.32 | 1.0 | 1 | 03/11/2026 20:54 |
| Chloramben | ND | 0.64 | 1.0 | 1 | 03/11/2026 20:54 |
| 2,4-D (Dichlorophenoxyacetic acid) | ND | 0.079 | 0.20 | 1 | 03/11/2026 20:54 |
| 2,4-DB | ND | 0.42 | 1.0 | 1 | 03/11/2026 20:54 |
| Dalapon | ND | 0.77 | 1.0 | 1 | 03/11/2026 20:54 |
| DCPA (mono & diacid) | ND | 0.50 | 1.0 | 1 | 03/11/2026 20:54 |
| Dicamba | ND | 0.074 | 0.20 | 1 | 03/11/2026 20:54 |
| 3,5-Dichlorobenzoic Acid | ND | 0.24 | 1.0 | 1 | 03/11/2026 20:54 |
| Dichloroprop | ND | 0.35 | 1.0 | 1 | 03/11/2026 20:54 |
| Dinoseb (DNBP) | ND | 0.30 | 1.0 | 1 | 03/11/2026 20:54 |
| MCPA | ND | 1.3 | 2.0 | 1 | 03/11/2026 20:54 |
| MCPP | ND | 1.2 | 2.0 | 1 | 03/11/2026 20:54 |
| 4-Nitrophenol | ND | 0.77 | 1.0 | 1 | 03/11/2026 20:54 |
| Pentachlorophenol (PCP) | ND | 0.055 | 0.20 | 1 | 03/11/2026 20:54 |
| Picloram | ND | 0.38 | 1.0 | 1 | 03/11/2026 20:54 |
| 2,4,5-T (Trichlorophenoxy acetic acid) | ND | 0.10 | 0.20 | 1 | 03/11/2026 20:54 |
| 2,4,5-TP (Silvex) | ND | 0.16 | 0.50 | 1 | 03/11/2026 20:54 |

| Surrogates | REC (%) | Limits | DF | |
|---|---|---|---|---|
| DCAA | 82 | 60-140 | 1 | 03/11/2026 20:54 |

Analyst(s): DP

Analytical Comments: b1

McCampbell Analytical, Inc.
*"When Quality Counts"*

1534 Willow Pass Road, Pittsburg, CA 94565-1701
Toll Free Telephone: (877) 252-9262 / Fax: (925) 252-9269
http://www.mccampbell.com / E-mail: main@mccampbell.com

# Analytical Report

| | | | |
|---|---|---|---|
| **Client:** | Enthalpy Analytical | **WorkOrder:** | 2602B22 |
| **Date Received:** | 02/18/2026 9:54 | **Extraction Method:** | RSK175 |
| **Date Prepared:** | 02/19/2026-02/20/2026 | **Analytical Method:** | RSK175 |
| **Project:** | EO-553207 | **Unit:** | µg/L |

## Dissolved Carbon Dioxide by RSK 175

| Client ID | Lab ID | Matrix | Date Collected | Instrument FileID | Batch ID |
|---|---|---|---|---|---|
| SOUTH BASIN - WESTERN INLET | 2602B22-001B | Water | 02/16/2026 09:20 | GC26 0219260108.D | 336048 |

| Analytes | Result | MDL | RL | DF | Date Analyzed |
|---|---|---|---|---|---|
| Carbon Dioxide | **380** | 50 | 50 | 1 | 02/19/2026 16:43 |

Analyst(s): CLO  Analytical Comments: b1

| Client ID | Lab ID | Matrix | Date Collected | Instrument FileID | Batch ID |
|---|---|---|---|---|---|
| SOUTH BASIN - EASTERN INLET | 2602B22-002B | Water | 02/16/2026 09:30 | GC26 0220260904.D | 336209 |

| Analytes | Result | MDL | RL | DF | Date Analyzed |
|---|---|---|---|---|---|
| Carbon Dioxide | **190** | 50 | 50 | 1 | 02/20/2026 10:55 |

Analyst(s): CLO  Analytical Comments: b1

McCampbell Analytical, Inc.
*"When Quality Counts"*

1534 Willow Pass Road, Pittsburg, CA 94565-1701
Toll Free Telephone: (877) 252-9262 / Fax: (925) 252-9269
http://www.mccampbell.com / E-mail: main@mccampbell.com

# Quality Control Report

| | | | |
|---|---|---|---|
| **Client:** | Enthalpy Analytical | **WorkOrder:** | 2602B22 |
| **Date Prepared:** | 02/19/2026 | **BatchID:** | 335931 |
| **Date Analyzed:** | 02/24/2026 | **Extraction Method:** | E8151A |
| **Instrument:** | GC15A | **Analytical Method:** | E8151A |
| **Matrix:** | Water | **Unit:** | µg/L |
| **Project:** | EO-553207 | **Sample ID:** | MB/LCS/LCSD-335931 |

## QC Summary Report for E8151A

| Analyte | MB Result | MDL | RL | SPK Val | MB IS/SS %REC | MB IS/SS Limits |
|---|---|---|---|---|---|---|
| Acifluorfen | ND | 0.53 | 1.0 | - | - | - |
| Bentazon | ND | 0.32 | 1.0 | - | - | - |
| Chloramben | ND | 0.64 | 1.0 | - | - | - |
| 2,4-D (Dichlorophenoxyacetic acid) | ND | 0.079 | 0.20 | - | - | - |
| 2,4-DB | ND | 0.42 | 1.0 | - | - | - |
| Dalapon | ND | 0.77 | 1.0 | - | - | - |
| DCPA (mono & diacid) | ND | 0.50 | 1.0 | - | - | - |
| Dicamba | ND | 0.074 | 0.20 | - | - | - |
| 3,5-Dichlorobenzoic Acid | ND | 0.24 | 1.0 | - | - | - |
| Dichloroprop | ND | 0.35 | 1.0 | - | - | - |
| Dinoseb (DNBP) | ND | 0.30 | 1.0 | - | - | - |
| MCPA | ND | 1.3 | 2.0 | - | - | - |
| MCPP | ND | 1.2 | 2.0 | - | - | - |
| 4-Nitrophenol | ND | 0.77 | 1.0 | - | - | - |
| Pentachlorophenol (PCP) | ND | 0.055 | 0.20 | - | - | - |
| Picloram | ND | 0.38 | 1.0 | - | - | - |
| 2,4,5-T (Trichlorophenoxy acetic acid) | ND | 0.10 | 0.20 | - | - | - |
| 2,4,5-TP (Silvex) | ND | 0.16 | 0.50 | - | - | - |
| **Surrogate Recovery** | | | | | | |
| DCAA | 8.7 | | | 10 | 87 | 70-130 |

*(Cont.)*

McCampbell Analytical, Inc.
*"When Quality Counts"*

1534 Willow Pass Road, Pittsburg, CA 94565-1701
Toll Free Telephone: (877) 252-9262 / Fax: (925) 252-9269
http://www.mccampbell.com / E-mail: main@mccampbell.com

# Quality Control Report

| | | | |
|---|---|---|---|
| **Client:** | Enthalpy Analytical | **WorkOrder:** | 2602B22 |
| **Date Prepared:** | 02/19/2026 | **BatchID:** | 335931 |
| **Date Analyzed:** | 02/24/2026 | **Extraction Method:** | E8151A |
| **Instrument:** | GC15A | **Analytical Method:** | E8151A |
| **Matrix:** | Water | **Unit:** | µg/L |
| **Project:** | EO-553207 | **Sample ID:** | MB/LCS/LCSD-335931 |

## QC Summary Report for E8151A

| Analyte | LCS Result | LCSD Result | SPK Val | LCS %REC | LCSD %REC | LCS/LCSD Limits | RPD | RPD Limit |
|---|---|---|---|---|---|---|---|---|
| Acifluorfen | 10 | 10 | 10 | 102 | 102 | 70-130 | 0.562 | 30 |
| Bentazon | 11 | 11 | 10 | 112 | 112 | 70-130 | 0.0788 | 30 |
| Chloramben | 12 | 11 | 10 | 116 | 114 | 70-130 | 2.13 | 30 |
| 2,4-D (Dichlorophenoxyacetic acid) | 11 | 11 | 10 | 108 | 106 | 70-130 | 2.32 | 30 |
| 2,4-DB | 11 | 11 | 10 | 107 | 107 | 70-130 | 0.228 | 30 |
| Dalapon | 10 | 10 | 10 | 103 | 100 | 70-130 | 3.23 | 30 |
| DCPA (mono & diacid) | 9.6 | 9.3 | 10 | 96 | 93 | 70-130 | 3.06 | 30 |
| Dicamba | 10 | 10 | 10 | 103 | 102 | 70-130 | 1.22 | 30 |
| 3,5-Dichlorobenzoic Acid | 10 | 10 | 10 | 100 | 100 | 70-130 | 0.560 | 30 |
| Dichloroprop | 10 | 9.9 | 10 | 103 | 99 | 70-130 | 3.50 | 30 |
| Dinoseb (DNBP) | 10 | 10 | 10 | 102 | 100 | 70-130 | 1.21 | 30 |
| MCPA | 110 | 100 | 100 | 110 | 102 | 70-130 | 6.90 | 30 |
| MCPP | 120 | 110 | 100 | 120 | 115 | 70-130 | 4.52 | 30 |
| 4-Nitrophenol | 8.3 | 8.3 | 10 | 83 | 83 | 70-130 | 0.0857 | 30 |
| Pentachlorophenol (PCP) | 10 | 10 | 10 | 102 | 100 | 70-130 | 1.70 | 30 |
| Picloram | 9.9 | 9.8 | 10 | 99 | 98 | 70-130 | 0.520 | 30 |
| 2,4,5-T (Trichlorophenoxy acetic acid) | 10 | 10 | 10 | 104 | 103 | 70-130 | 1.10 | 30 |
| 2,4,5-TP (Silvex) | 10 | 10 | 10 | 104 | 102 | 70-130 | 1.69 | 30 |
| **Surrogate Recovery** | | | | | | | | |
| DCAA | 9.9 | 9.8 | 10 | 99 | 98 | 70-130 | 1.11 | 30 |

McCampbell Analytical, Inc.
*"When Quality Counts"*

1534 Willow Pass Road, Pittsburg, CA 94565-1701
Toll Free Telephone: (877) 252-9262 / Fax: (925) 252-9269
http://www.mccampbell.com / E-mail: main@mccampbell.com

# Quality Control Report

| | | | |
|---|---|---|---|
| **Client:** | Enthalpy Analytical | **WorkOrder:** | 2602B22 |
| **Date Prepared:** | 02/19/2026 | **BatchID:** | 336048 |
| **Date Analyzed:** | 02/19/2026 | **Extraction Method:** | RSK175 |
| **Instrument:** | GC26 | **Analytical Method:** | RSK175 |
| **Matrix:** | Water | **Unit:** | µg/L |
| **Project:** | EO-553207 | **Sample ID:** | MB/LCS/LCSD-336048 |

## QC Summary Report for RSK175

| Analyte | MB Result | MDL | RL | | | |
|---|---|---|---|---|---|---|
| Carbon Dioxide | ND | 50 | 50 | - | - | - |

| Analyte | LCS Result | LCSD Result | SPK Val | LCS %REC | LCSD %REC | LCS/LCSD Limits | RPD | RPD Limit |
|---|---|---|---|---|---|---|---|---|
| Carbon Dioxide | 150 | 140 | 187.2 | 79 | 75 | 70-130 | 5.55 | 30 |

*(Cont.)*

McCampbell Analytical, Inc.
*"When Quality Counts"*

1534 Willow Pass Road, Pittsburg, CA 94565-1701
Toll Free Telephone: (877) 252-9262 / Fax: (925) 252-9269
http://www.mccampbell.com / E-mail: main@mccampbell.com

# Quality Control Report

| | | | |
|---|---|---|---|
| **Client:** | Enthalpy Analytical | **WorkOrder:** | 2602B22 |
| **Date Prepared:** | 02/20/2026 | **BatchID:** | 336209 |
| **Date Analyzed:** | 02/20/2026 | **Extraction Method:** | RSK175 |
| **Instrument:** | GC26 | **Analytical Method:** | RSK175 |
| **Matrix:** | Water | **Unit:** | µg/L |
| **Project:** | EO-553207 | **Sample ID:** | MB/LCS/LCSD-336209 |

## QC Summary Report for RSK175

| Analyte | MB Result | MDL | RL | | | |
|---|---|---|---|---|---|---|
| Carbon Dioxide | ND | 50 | 50 | - | - | - |

| Analyte | LCS Result | LCSD Result | SPK Val | LCS %REC | LCSD %REC | LCS/LCSD Limits | RPD | RPD Limit |
|---|---|---|---|---|---|---|---|---|
| Carbon Dioxide | 160 | 140 | 187.2 | 85 | 77 | 70-130 | 9.93 | 30 |

McCampbell Analytical, Inc.
*"When Quality Counts"*

1534 Willow Pass Road, Pittsburg, CA 94565-1701
Toll Free Telephone: (877) 252-9262 / Fax: (925) 252-9269
http://www.mccampbell.com / E-mail: main@mccampbell.com

# Certified Analyte List

**Client:** Enthalpy Analytical **WorkOrder:** 2602B22

**Project:** EO-553207

| Analyte | Cert 1 | Cert 2 | Cert 3 | Cert 4 | Cert 5 | Analytical Method | Matrix |
|---|---|---|---|---|---|---|---|
| 2,4,5-T (Trichlorophenoxy acetic acid) | ◉ | ◉ | ○ | ○ | ○ | E8151A | Water |
| 2,4,5-TP (Silvex) | ◉ | ◉ | ○ | ○ | ○ | E8151A | Water |
| 2,4-D (Dichlorophenoxyacetic acid) | ◉ | ◉ | ○ | ○ | ○ | E8151A | Water |
| 2,4-DB | ◉ | ◉ | ○ | ○ | ○ | E8151A | Water |
| 3,5-Dichlorobenzoic Acid | ○ | ◉ | ○ | ○ | ○ | E8151A | Water |
| 4-Nitrophenol | ◉ | ◉ | ○ | ○ | ○ | E8151A | Water |
| Acifluorfen | ○ | ◉ | ○ | ○ | ○ | E8151A | Water |
| Bentazon | ○ | ◉ | ○ | ○ | ○ | E8151A | Water |
| Chloramben | ○ | ◉ | ○ | ○ | ○ | E8151A | Water |
| Dalapon | ◉ | ◉ | ○ | ○ | ○ | E8151A | Water |
| DCPA (mono & diacid) | ○ | ◉ | ○ | ○ | ○ | E8151A | Water |
| Dicamba | ◉ | ◉ | ○ | ○ | ○ | E8151A | Water |
| Dichloroprop | ◉ | ◉ | ○ | ○ | ○ | E8151A | Water |
| Dinoseb (DNBP) | ◉ | ◉ | ○ | ○ | ○ | E8151A | Water |
| MCPA | ◉ | ◉ | ○ | ○ | ○ | E8151A | Water |
| MCPP | ◉ | ◉ | ○ | ○ | ○ | E8151A | Water |
| Pentachlorophenol (PCP) | ◉ | ◉ | ○ | ○ | ○ | E8151A | Water |
| Picloram | ○ | ◉ | ○ | ○ | ○ | E8151A | Water |

**Certifications**

| | |
|---|---|
| Cert 1 | CA ELAP 1644 |
| Cert 2 | ORELAP (NELAP) 4033 |

The Certified Analyte Report lists the compounds for which MAI is accredited at the time of issuance. Although MAI holds multiple accreditations, methods with extensive compound lists may not be fully accredited due to state agency availability.

McCampbell Analytical, Inc.
1534 Willow Pass Rd
Pittsburg, CA 94565-1701
(925) 252-9262

# CHAIN-OF-CUSTODY RECORD



**WorkOrder: 2602B22** **ClientCode: ENO** **QuoteID: 262776**

☐ WaterTrax ☐ CLIP ☐ EDF ☒ EQuIS ☒ Dry-Weight ☑ Email ☐ HardCopy ☐ ThirdParty ☑ J-flag
☒ Detection Summary ☑ **Excel** [A1_Standard _QC]

Report to:
David Tripp
Enthalpy Analytical
931 West Barkley Avenue
Orange, CA 92868
657-581-4710 FAX:

Email: david.tripp@enthalpy.com
cc/3rd Party: incomingreports@enthalpy.com;
PO: 079649
Project: EO-553207

Bill to:
Accounts Payable/Enthalpy SoCal
Montrose Environmental Group
PO Box 842165
Boston, MA 02284-2165
003EL_ap@montrose-env.com

**Requested TAT:** **5 days;**

*Date Received:* **02/18/2026**
*Date Logged:* **02/18/2026**

| Lab ID | ClientSampID | Matrix | Collection Date | Hold | Requested Tests (See legend below) | | | | | | | | | | | |
|---|---|---|---|---|---|---|---|---|---|---|---|---|---|---|---|---|
| | | | | | 1 | 2 | 3 | 4 | 5 | 6 | 7 | 8 | 9 | 10 | 11 | 12 |
| 2602B22-001 | SOUTH BASIN - WESTERN INLET | Water | 2/16/2026 09:20 | ☐ | A | A | B | | | | | | | | | |
| 2602B22-002 | SOUTH BASIN - EASTERN INLET | Water | 2/16/2026 09:30 | ☐ | A | A | B | | | | | | | | | |

**Test Legend:**

| | | | | | | | |
|---|---|---|---|---|---|---|---|
| 1 | 8151_W | 2 | PRDisposal Fee | 3 | RSK175_CO2_W | 4 | |
| 5 | | 6 | | 7 | | 8 | |
| 9 | | 10 | | 11 | | 12 | |

**Project Manager: Jena Alfaro**

**Prepared by: Emily Perez**

**Comments:**

NOTE: Soil samples are discarded 60 days after receipt unless other arrangements are made (Water samples are 30 days).
Hazardous samples will be returned to client or disposed of at client expense.

McCampbell Analytical, Inc.
*"When Quality Counts"*

1534 Willow Pass Road, Pittsburg, CA 94565-1701
Toll Free Telephone: (877) 252-9262 / Fax: (925) 252-9269
http://www.mccampbell.com / E-mail: main@mccampbell.com

# WORK ORDER SUMMARY

**Client Name:** ENTHALPY ANALYTICAL **Project:** EO-553207 **Work Order:** 2602B22
**Client Contact:** David Tripp **QC Level:** LEVEL 2
**Contact's Email:** david.tripp@enthalpy.com **Comments** **Date Logged:** 2/18/2026

☐ WaterTrax ☐ CLIP ☐ EDF ☑ Excel ☐ EQuIS ☑ Email ☐ HardCopy ☐ ThirdParty ☑ J-flag

| LabID | ClientSampID | Matrix | Test Name | Cont./ Comp. | Bottle & Preservative | U** | Head Space | Dry-Weight | Collection Date & Time | TAT | Test Due Date | Sediment Content | Hold | Sub Out |
|---|---|---|---|---|---|---|---|---|---|---|---|---|---|---|
| 001A | SOUTH BASIN - WESTERN INLET | Water | E8151A (Chlorinated Herbicides) | 1 | 1LA Narrow Mouth, Unpres | ☐ | ☐ | ☐ | 2/16/2026 9:20 | 5 days | 2/25/2026 | 2%+ | ☐ | ☐ |
| 001B | SOUTH BASIN - WESTERN INLET | Water | RSK175 (CO2) | 2 | VOA, Unpres | ☐ | ☐ | ☐ | 2/16/2026 9:20 | 5 days | 2/25/2026 | 2%+ | ☐ | ☐ |
| 002A | SOUTH BASIN - EASTERN INLET | Water | E8151A (Chlorinated Herbicides) | 1 | 1LA Narrow Mouth, Unpres | ☐ | ☐ | ☐ | 2/16/2026 9:30 | 5 days | 2/25/2026 | 2%+ | ☐ | ☐ |
| 002B | SOUTH BASIN - EASTERN INLET | Water | RSK175 (CO2) | 2 | VOA, Unpres | ☐ | ☐ | ☐ | 2/16/2026 9:30 | 5 days | 2/25/2026 | 2%+ | ☐ | ☐ |

**NOTES: * STLC and TCLP extractions require 2 days to complete; therefore, all TATs begin after the extraction is completed (i.e., One-day TAT yields results in 3 days from sample submission).**

**- ISM prep requires 5 to 10 days to complete; therefore, all TATs begin after the extraction is completed (i.e., One-day TAT yields results in 6 to 11 days from sample submission). Due date listed on WO summary will not accurately reflect the time needed for sample preparation.**

**- Organic extracts are held for 40 days before disposal; Inorganic extract are held for 30 days.**

**- MAI assumes that all material present in the provided sampling container is considered part of the sample - MAI does not exclude any material from the sample prior to sample preparation unless requested in writing by the client.**

**U** = An unpreserved container was received for a method that suggests a preservation in order to extend hold time for analysis.**

**Cont./Comp. = Containers /Composites**

2602B22

ENTHALPY ANALYTICAL

931 West Barkley Ave
Orange, CA 92868
(714) 771-6900

Subcontract Laboratory:
McCampbell Analytical, Inc.
1534 Willow Pass Rd.
Pittsburg, CA 94565
ATTN:
PO #: Quote ID: 262776

Enthalpy Order: EO-553207
PM: David Tripp
Email: david.tripp@enthalpy.com
CC: incomingreports@enthalpy.com
Phone: 657-581-4710

Results Due: Hold time RUSH
Report Level: II
Report To: MDL
EDDs: Standard Excel EDD

Notes:

CHIQUITA Stormwater - Hold time rush please, if necessary

| Sample ID | Collected | Lab ID | # Cont. | Matrix | Analysis Requested | Comment |
|---|---|---|---|---|---|---|
| SOUTH BASIN - WESTERN INLET | 16-FEB-2026 09:20 | 553207-001 | 1 | Water | EPA 8151A Chlorinated Herbicides | |
| | | | | Water | RSK-175 CO2 | |
| SOUTH BASIN - EASTERN INLET | 16-FEB-2026 09:30 | 553207-002 | 1 | Water | EPA 8151A Chlorinated Herbicides | |
| | | | | Water | RSK-175 CO2 | |

| Notes: | Relinquished By: | Received By: |
|---|---|---|
| | [signature] | |
| | Date: 2-17-26 17:45 | Date: |
| | | Emily RC 2/18/26 0954 |
| | Date: | Date: |
| | | |
| | Date: | Date: |

GIS: 564096452

2.0 cont
1R48

McCampbell Analytical, Inc.
*"When Quality Counts"*

1534 Willow Pass Road, Pittsburg, CA 94565-1701
Toll Free Telephone: (877) 252-9262 / Fax: (925) 252-9269
http://www.mccampbell.com / E-mail: main@mccampbell.com

# Sample Receipt Checklist

| | | | |
|---|---|---|---|
| Client Name: | Enthalpy Analytical | Date and Time Received: | 2/18/2026 09:54 |
| Project: | EO-553207 | Date Logged: | 2/18/2026 |
| | | Received by: | Emily Perez |
| WorkOrder №: | 2602B22 Matrix: | Logged by: | Emily Perez |
| Carrier: | Golden State Overnight | | |

## Chain of Custody (COC) Information

| | | | | | | |
|---|---|---|---|---|---|---|
| Chain of custody present? | Yes | ☑ | No | ☐ | | |
| Chain of custody signed when relinquished and received? | Yes | ☑ | No | ☐ | | |
| Chain of custody agrees with sample labels? | Yes | ☑ | No | ☐ | | |
| Sample IDs noted by Client on COC? | Yes | ☑ | No | ☐ | | |
| Date and Time of collection noted by Client on COC? | Yes | ☑ | No | ☐ | | |
| Sampler's name noted on COC? | Yes | ☑ | No | ☐ | | |
| COC agrees with Quote? | Yes | ☑ | No | ☐ | NA | ☐ |
| COC quote is active? | Yes | ☑ | No | ☐ | NA | ☐ |

## Sample Receipt Information

| | | | | | | |
|---|---|---|---|---|---|---|
| Custody seals intact on shipping container/cooler? | Yes | ☐ | No | ☐ | NA | ☑ |
| Custody seals intact on sample bottles? | Yes | ☐ | No | ☐ | NA | ☑ |
| Shipping container/cooler in good condition? | Yes | ☑ | No | ☐ | | |
| Samples in proper containers/bottles? | Yes | ☑ | No | ☐ | | |
| Sample containers intact? | Yes | ☑ | No | ☐ | | |
| Sufficient sample volume for indicated test? | Yes | ☑ | No | ☐ | | |

## Sample Preservation and Hold Time (HT) Information

| | | | | | | |
|---|---|---|---|---|---|---|
| All samples received within holding time? | Yes | ☑ | No | ☐ | NA | ☐ |
| Samples Received on Ice? | Yes | ☑ | No | ☐ | | |
| (Ice Type: WET ICE ) | | | | | | |
| Sample/Temp Blank temperature | Temp: 2°C | | | | NA | ☐ |
| ZHS conditional analyses: VOA meets zero headspace requirement (VOCs, TPHg/BTEX, RSK)? | Yes | ☐ | No | ☐ | NA | ☑ |
| Sample labels checked for correct preservation? | Yes | ☑ | No | ☐ | | |
| pH acceptable upon receipt (Metal: <2)? | Yes | ☐ | No | ☐ | NA | ☑ |

UCMR Samples:

| | | | | | | |
|---|---|---|---|---|---|---|
| pH tested and acceptable upon receipt (200.7: ≤2; 533: 6 - 8; 537.1: 6 - 8)? | Yes | ☐ | No | ☐ | NA | ☑ |
| Free Chlorine tested and acceptable upon receipt (<0.1mg/L) [not applicable to 200.7]? | Yes | ☐ | No | ☐ | NA | ☑ |

Comments:

**Laboratory Job Number 553207**

**Subcontracted Products**

**Enthalpy - El Dorado Hills**

March 05, 2026

**Enthalpy Analytical - El Dorado Hills**
**Work Order No. 2602172**

Mr. David Tripp
Enthalpy Analytical
931 W. Barkley Avenue
Orange, CA 92868

Dear Mr. Tripp,

Enclosed are the results for the sample set received at Enthalpy Analytical - EDH on February 18, 2026 under your Project Name 'EO-553207'.

Enthalpy Analytical - EDH is committed to serving you effectively. If you require additional information, please contact me at 916-673-1520 or by email at mark.rein@enthalpy.com.

Thank you for choosing Enthalpy Analytical - EDH as part of your analytical support team.

Sincerely,



Mark Rein
Project Manager

*Enthalpy Analytical -EDH certifies that the report herein meets all the requirements set forth by NELAP for those applicable test methods. Results relate only to the samples as received by the laboratory. This report should not be reproduced except in full without the written approval of Enthalpy Analytical -EDH .*

**Enthalpy Analytical - EDH Work Order No. 2602172**
**Case Narrative**

**Sample Condition on Receipt:**

Two water samples were received and stored securely in accordance with Enthalpy Analytical - EDH standard operating procedures and EPA methodology. The samples were received in good condition and within the method temperature requirements.

**Analytical Notes:**

**EPA Method 8290A**

These samples were extracted and analyzed for 2,3,7,8-TCDD by EPA Method 8290A using a ZB-DIOXIN GC column.

Holding Times

The method holding time criteria were met for these samples.

Quality Control

The Initial Calibration and Continuing Calibration Verifications met the method acceptance criteria.

A Method Blank and Ongoing Precision and Recovery (OPR) sample were extracted and analyzed with the preparation batch. No analytes were detected above the sample quantitation limits in the Method Blank. The OPR recoveries were within the method acceptance criteria.

Labeled standard recoveries for all QC and field samples were within method acceptance criteria.

TABLE OF CONTENTS


Case Narrative..... 1

Table of Contents..... 3

Sample Inventory..... 4

Analytical Results..... 5

Qualifiers..... 10

Certifications..... 11

Sample Receipt..... 12

# Sample Inventory Report

| Sample ID | Client Sample ID | Sampled | Received | Components/Containers |
|---|---|---|---|---|
| 2602172-01 | SOUTH BASIN - WESTERN INLET | 16-Feb-26 09:20 | 18-Feb-26 10:45 | Amber Glass NM Bottle, 1L |
| 2602172-02 | SOUTH BASIN - EASTERN INLET | 16-Feb-26 09:30 | 18-Feb-26 10:45 | Amber Glass NM Bottle, 1L |

**ANALYTICAL RESULTS**

## Sample ID: Method Blank

**EPA Method 8290A**

**Client Data**

Name: Enthalpy Analytical
Project: EO-553207
Matrix: Aqueous

**Laboratory Data**

Lab Sample: B26B311-BLK1
QC Batch: B26B311
Sample Size: 0.500 L
Date Extracted: 26-Feb-26
Column: ZB-DIOXIN

| Analyte | Conc. (pg/L) | MDL | RL | Qualifiers | Analyzed | Dilution |
|---|---|---|---|---|---|---|
| 2,3,7,8-TCDD | ND | 3.56 | 10.0 | | 03-Mar-26 00:00 | 1 |

| Labeled Standards | Type | % Recovery | Limits | Qualifiers | Analyzed | Dilution |
|---|---|---|---|---|---|---|
| 13C-2,3,7,8-TCDD | IS | 85.0 | 40 - 135 | | 03-Mar-26 00:00 | 1 |
| 37Cl-2,3,7,8-TCDD | CRS | 90.1 | 40 - 135 | | 03-Mar-26 00:00 | 1 |

MDL - Method Detection Limit
RL - Reporting limit

Results reported to MDL.

## Sample ID: OPR

**EPA Method 8290A**

**Client Data**

Name: Enthalpy Analytical
Project: EO-553207
Matrix: Aqueous

**Laboratory Data**

Lab Sample: B26B311-BS1
QC Batch: B26B311
Sample Size: 0.500 L
Date Extracted: 26-Feb-26 04:13
Column: ZB-DIOXIN

| Analyte | Amt Found (pg/L) | Spike Amt | % Recovery | Limits | Qualifiers | Analyzed | Dilution |
|---|---|---|---|---|---|---|---|
| 2,3,7,8-TCDD | 377 | 400 | 94.3 | 70-130 | | 27-Feb-26 10:36 | 1 |

| Labeled Standards | Type | % Recovery | Limits | Qualifiers | Analyzed | Dilution |
|---|---|---|---|---|---|---|
| 13C-2,3,7,8-TCDD | IS | 69.7 | 40-135 | | 27-Feb-26 10:36 | 1 |
| 37Cl-2,3,7,8-TCDD | CRS | 70.2 | 40-135 | | 27-Feb-26 10:36 | 1 |

## Sample ID: SOUTH BASIN - WESTERN INLET

**EPA Method 8290A**

**Client Data**

| | |
|---|---|
| Name: | Enthalpy Analytical |
| Project: | EO-553207 |
| Matrix: | Water |
| Date Collected: | 16-Feb-26 09:20 |

**Laboratory Data**

| | | | |
|---|---|---|---|
| Lab Sample: | 2602172-01 | Date Received: | 18-Feb-26 10:45 |
| QC Batch: | B26B311 | Date Extracted: | 26-Feb-26 |
| Sample Size: | 0.502 L | Column: | ZB-DIOXIN |

| Analyte | Conc. (pg/L) | MDL | RL | Qualifiers | Analyzed | Dilution |
|---|---|---|---|---|---|---|
| 2,3,7,8-TCDD | ND | 3.55 | 9.97 | | 04-Mar-26 05:09 | 1 |

| Labeled Standards | Type | % Recovery | Limits | Qualifiers | Analyzed | Dilution |
|---|---|---|---|---|---|---|
| 13C-2,3,7,8-TCDD | IS | 78.4 | 40 - 135 | | 04-Mar-26 05:09 | 1 |
| 37Cl-2,3,7,8-TCDD | CRS | 85.8 | 40 - 135 | | 04-Mar-26 05:09 | 1 |

MDL - Method Detection Limit
RL - Reporting limit

Results reported to MDL.

## Sample ID: SOUTH BASIN - EASTERN INLET

**EPA Method 8290A**

**Client Data**

| | |
|---|---|
| Name: | Enthalpy Analytical |
| Project: | EO-553207 |
| Matrix: | Water |
| Date Collected: | 16-Feb-26 09:30 |

**Laboratory Data**

| | | | |
|---|---|---|---|
| Lab Sample: | 2602172-02 | Date Received: | 18-Feb-26 10:45 |
| QC Batch: | B26B311 | Date Extracted: | 26-Feb-26 |
| Sample Size: | 0.502 L | Column: | ZB-DIOXIN |

| Analyte | Conc. (pg/L) | MDL | RL | Qualifiers | Analyzed | Dilution |
|---|---|---|---|---|---|---|
| 2,3,7,8-TCDD | ND | 3.55 | 9.97 | | 04-Mar-26 05:55 | 1 |

| Labeled Standards | Type | % Recovery | Limits | Qualifiers | Analyzed | Dilution |
|---|---|---|---|---|---|---|
| 13C-2,3,7,8-TCDD | IS | 65.8 | 40 - 135 | | 04-Mar-26 05:55 | 1 |
| 37Cl-2,3,7,8-TCDD | CRS | 65.5 | 40 - 135 | | 04-Mar-26 05:55 | 1 |

MDL - Method Detection Limit
RL - Reporting limit

Results reported to MDL.

# DATA QUALIFIERS & ABBREVIATIONS

| | |
|---|---|
| B | Compound was also detected in the method blank |
| Conc. | Concentration |
| CRS | Cleanup Recovery Standard |
| D | Dilution |
| DL | Detection Limit |
| E | Concentration exceeded the calibration range |
| EDL | Estimated Detection Limit |
| EMPC | Estimated Maximum Possible Concentration |
| H | Recovery and/or RPD was outside laboratory acceptance limits |
| I | Chemical Interference |
| IS | Internal Standard |
| J | Estimated Concentration below the Reporting Limit/LOQ |
| LOD | Limit of Detection |
| LOQ | Limit of Quantitation |
| MDL | Method Detection Limit |
| NA | Not Applicable |
| ND | Not Detected |
| OPR | Ongoing Precision and Recovery sample |
| P | Concentration may include contribution from chlorinated diphenyl ether(s). |
| Q | Ion transition ratio is outside of the acceptance criteria. |
| RL | Reporting Limit (MRL) |
| TEQ | Toxic Equivalency, sum of the toxic equivalency factors (TEF) multiplied by the sample concentrations. |
| TEQMax | TEQ calculated using the detection limit as the concentration for non-detects |
| TEQMin | TEQ calculated using zero as the concentration for non-detects |
| TEQRisk | TEQ calculated using ½ the detection limit as the concentration for non-detects |
| U | Not Detected (specific projects only) |
| * | See Cover Letter |

Unless otherwise noted, solid sample results are reported in dry weight. Tissue samples are reported in wet weight.

**Enthalpy Analytical - EDH Certifications**

| Accrediting Authority | Certificate Number |
|---|---|
| Alaska Department of Environmental Conservation | 17-013 |
| California Department of Health – ELAP | 2892 |
| DoD ELAP - A2LA Accredited - ISO/IEC 17025 | 3091.01 |
| Florida Department of Health | E87777 |
| Louisiana Department of Environmental Quality | 01977 |
| Maine Department of Health | 2020018 |
| Michigan Department of Environmental Quality | 9932 |
| Minnesota Department of Health | 2211390 |
| Nevada Division of Environmental Protection | CA00413 |
| New Hampshire Environmental Accreditation Program | 207721 |
| New Jersey Department of Environmental Protection | CA003 |
| New York Department of Health | 11411 |
| Ohio Environmental Protection Agency | 87778 |
| Oregon Laboratory Accreditation Program | 4042-021 |
| Texas Commission on Environmental Quality | T104704189-22-13 |
| Vermont Department of Health | VT-4042 |
| Virginia Department of General Services | 11276 |
| Washington Department of Ecology | C584 |
| Wisconsin Department of Natural Resources | 998036160 |

*Current certificates and lists of licensed parameters can be found at Enthalpy.com/Resources/Accreditations.*

ENTHALPY ANALYTICAL

931 West Barkley Ave
Orange, CA 92868
(714) 771-6900

Subcontract Laboratory:
Enthalpy - El Dorado Hills
1104 Windfield Way
El Dorado Hills, CA 95762
ATTN: Mark Rein
PO #: Required, to be sent via email

Enthalpy Order: EO-553207
PM: David Tripp
Email: david.tripp@enthalpy.com
CC: incomingreports@enthalpy.com
Phone: 657-581-4710

2602172
4.6°C

Results Due: Standard TAT (15wd TAT)
Report Level: II
Report To: MDL
EDDs: BLDR:Enthalpy (the normal EDD you send to Orange)

Notes:
CHIQUITA Stormwater - 15wd TAT or less if at all possible. No decanting.

| Sample ID | Collected | Lab ID | # Cont. | Matrix | Analysis Requested | Comment |
|---|---|---|---|---|---|---|
| SOUTH BASIN - WESTERN INLET | 16-FEB-2026 09:20 | 553207-001 | 1 | Water | EPA 8290 - 2,3,7,8-TCDD Only | |
| SOUTH BASIN - EASTERN INLET | 16-FEB-2026 09:30 | 553207-002 | 1 | Water | EPA 8290 - 2,3,7,8-TCDD Only | |

| Notes: | Relinquished By: | Received By: |
|---|---|---|
| | [signature] | Kelia Wadsworth Kelia Wadsworth |
| | Date: 2-17-26 16:56 | Date: 02/19/26 1045 |
| | | |
| | Date: | Date: |
| | | |
| | Date: | Date: |

# CoC/Label Reconciliation Report WO# 2602172

| LabNumber | CoC Sample ID | | SampleAlias | Sample Date/Time | | Container | BaseMatrix | Sample Comments |
|---|---|---|---|---|---|---|---|---|
| 2602172-01 | A SOUTH BASIN - WESTERN INLET | ☑ | 553207-001 | 16-Feb-26 09:20 | ☑ | Amber Glass NM Bottle, 1L | Aqueous | |
| 2602172-02 | A SOUTH BASIN - EASTERN INLET | ☑ | 553207-002 | 16-Feb-26 09:30 | ☑ | Amber Glass NM Bottle, 1L | Aqueous | |

Checkmarks indicate that information on the COC reconciled with the sample label.
Any discrepancies are noted in the following columns.

| CONDITION | Yes | No | NA |
|---|---|---|---|
| Sample Container Intact? | ✓ | | |
| Sample Container(s) Custody Seals Intact? | | | ✓ |
| Custody Seals On Cooler Intact? | | | ✓ |
| Adequate Sample Volume? | ✓ | | |
| Container Type Appropriate for Analysis(es)? | ✓ | | |

Comments:

Preservation Documented: Na2S2O3 Trizma NH4CH3CO2 (None) Other
All

Verified by/Date: KAW 02/18/26
XAO 02/18/26

Enthalpy Analytical
931 West Barkley Ave
Orange, CA 92868
(714) 771-6900

enthalpy.com

Lab Job Number : 553208
Report Level : II
Report Date : 03/17/2026

**Analytical Report** *prepared for:*

Matt Breuer
Waste Connections
Chiquita Canyon Landfill
29201 Henry Mayo Drive
Castaic, CA 91384

Project: CCLF STORMWATER - Stormwater Outlet

*Authorized for release by:*

David Tripp, Project Manager
657-581-4710
david.tripp@enthalpy.com

This data package has been reviewed for technical correctness and completeness. Release of this data has been authorized by the Laboratory Manager or the Manager's designee, as verified by the above signature which applies to this PDF file as well as any associated electronic data deliverable files. The results contained in this report meet all requirements of NELAP and pertain only to those samples which were submitted for analysis. This report may be reproduced only in its entirety.

CA ELAP# 1338, CA ELAP #1338-S1, NELAP# 4038, SCAQMD LAP# 18LA0518, LACSD ID# 10105, ORELAP# 4197

ENTHALPY ANALYTICAL

# Sample Summary

| | | | |
|---|---|---|---|
| Matt Breuer<br>Waste Connections<br>Chiquita Canyon Landfill<br>29201 Henry Mayo Drive<br>Castaic, CA 91384 | | Lab Job #:<br>Project No:<br>Location:<br>Date Received: | 553208<br>CCLF STORMWATER<br>Stormwater Outlet<br>02/16/26 |

| Sample ID | Lab ID | Collected | Matrix |
|---|---|---|---|
| OUTLET | 553208-001 | 02/16/26 12:02 | Water |

ENTHALPY ANALYTICAL

# Case Narrative

| | |
|---|---|
| Waste Connections<br>Chiquita Canyon Landfill<br>29201 Henry Mayo Drive<br>Castaic, CA 91384<br>Matt Breuer | Lab Job Number: 553208<br>Project No: CCLF STORMWATER<br>Location: Stormwater Outlet<br>Date Received: 02/16/26 |

- This data package contains sample and QC results for one water sample, requested for the above referenced project on 02/17/26. The sample was received in good condition.
- DILUTIONS: Dilutions in this report were performed solely for the purpose of reporting target analytes within method calibration ranges - except where otherwise noted below.

**Volatile Organics by GC/MS (EPA 8260B):**

- OUTLET (lab # 553208-001) had pH greater than 2.
- No other analytical problems were encountered.

**Semivolatile Organics by GC/MS (EPA 8270E):**

- High responses were observed for 2,4-dinitrotoluene and 2,4,5-trichlorophenol in the CCV analyzed 02/17/26 08:03; affected data was qualified with "b".
- No other analytical problems were encountered.

**Semivolatile Organics by GC/MS (EPA 625.1):**

- Low surrogate recoveries were observed for phenol-d6 in OUTLET (lab # 553208-001) and the BS/BSD for batch 395481.
- Low surrogate recovery was observed for 2-fluorobiphenyl in the BS for batch 395481.
- Low surrogate recoveries were observed for 2-fluorophenol in the BS/BSD for batch 395481.
- No other analytical problems were encountered.

**Semivolatile Organics by GC/MS SIM (EPA 8270C-SIM):**
No analytical problems were encountered.

**Pesticides (EPA 8081A):**
No analytical problems were encountered.

**Total Organic Carbon by IR (SM 5310B):**
No analytical problems were encountered.

**PCBs (EPA 8082):**

- OUTLET (lab # 553208-001) was treated with sulfuric acid to reduce analytical interferences or due to the presence of color.
- No other analytical problems were encountered.

**Metals (EPA 200.7, EPA 200.8, and EPA 245.1):**

- Low recoveries were observed for mercury in the MS/MSD for batch 395489; the parent sample was not a project sample, the LCS was within limits, and the associated RPD was within limits.
- Calcium, potassium, and sodium were detected above the RL in the method blank for batch 395497; these analytes were detected in the sample at a level at least 10 times that of the blank.
- No other analytical problems were encountered.

**Ion Chromatography (EPA 300.0):**

- Low recoveries were observed for chloride and fluoride in the MS/MSD for batch 395480; the parent sample was not a project sample, and the LCS was within limits.
- Responses exceeding the instrument's linear range were observed for chloride in the MS/MSD for batch 395480; affected data was qualified with "E".
- No other analytical problems were encountered.

**Total Phosphorus as P (SM 4500-P-B5-E):**
No analytical problems were encountered.

**Conductivity (SM2510B):**
No analytical problems were encountered.

**Total Oil & Grease (HEM) (EPA 1664A):**

- Matrix spikes were not performed for this analysis due to insufficient sample volume.
- No analytical problems were encountered.

**Total Phenolics (EPA 420.1):**
No analytical problems were encountered.

**Alkalinity (SM2320B):**
No analytical problems were encountered.

**Sulfide (SM 4500-S2-D):**
No analytical problems were encountered.

**Total Dissolved Solids (TDS) (SM2540C):**

- High RPD was observed for total dissolved solids in the SDUP of SOUTH BASIN - WESTERN INLET (lab # 553207-001).
- No other analytical problems were encountered.

**Total Suspended Solids (TSS) (SM2540D):**
No analytical problems were encountered.

**Chemical Oxygen Demand (SM5220D):**
No analytical problems were encountered.

**Biochemical Oxygen Demand (SM5210B):**
No analytical problems were encountered.

**Turbidity (SM2130B):**
No analytical problems were encountered.

**Cyanide - Semi-Automated Method (SM 4500-CN-E and SM 4500-CN-E):**
No analytical problems were encountered.

**Coliform - 9221 Tests (SM 9221B and SM 9221F):**
No analytical problems were encountered.

**Ammonia and TKN- Semi-Automated Method (SM 4500-NH3-G):**
No analytical problems were encountered.

**Organophosphorus Pesticides (EPA 8141A):**
Pace Laboratories in Bakersfield, CA performed the analysis (see sublab report section for certifications). Please see the Pace Laboratories case narrative.

**8151A Chlorinated Herbicides (EPA 8151A):**
McCampbell Analytical, Inc. in Pittsburg, CA performed the analysis (NELAP certified). Please see the McCampbell Analytical, Inc. case narrative.

**RSK-175 CO2 (RSK-175):**
McCampbell Analytical, Inc. in Pittsburg, CA performed the analysis (see sublab report section for certifications). Please see the McCampbell Analytical, Inc. case narrative.

**Dioxins & Furans (EPA 8290):**
Enthalpy - El Dorado Hills in El Dorado Hills, CA performed the analysis (see sublab report section for certifications). Please see the Enthalpy - El Dorado Hills case narrative.

ENTHALPY ANALYTICAL

**Chain of Custody Record**

Lab No: 553208

Page: 1 of 3

**Turn Around Time (rush by advanced notice only)**

| | | | | | |
|---|---|---|---|---|---|
| Standard: | | 5 Day: | | 3 Day: | |
| 2 Day: | | 1 Day: | X | Custom TAT: | |

**Enthalpy Analytical - Orange**

931 W. Barkley Avenue, Orange, CA 92868

Phone 714-771-6900

**Matrix:** A = Air S = Soil/Solid
W = Water DW = Drinking Wate SD = Sediment
PP = Pure Product SEA = Sea Water
SW = Swab T = Tissue WP = Wipe O = Other

**Preservatives:**
1 = $Na_2S_2O_3$ 2 = HCl 3 = $HNO_3$
4 = $H_2SO_4$ 5 = NaOH 6 = Other

**Sample Receipt Temp:**

(lab use only)

| CUSTOMER INFORMATION | | PROJECT INFORMATION | |
|---|---|---|---|
| Company: | Chiquita Canyon, LLC | Name: | Stormwater Outlet |
| Report To: | Matt Breuer | Number: | |
| Email: | matthew.breuer@wasteconnection | P.O. #: | |
| Address: | 29201 Henry Mayo Drive | Address: | 29201 Henry Mayo Drive |
| | Castaic, CA 91384 | | Castaic, CA 91384 |
| Phone: | 682-559-3880 | Global ID: | |
| Fax: | | Sampled By: | CH, GA |

**Analysis Request**

| | Sample ID | Sampling Date | Sampling Time | Matrix | Container No. / Size | Pres. | 200.7/200.8 Metals (see comments) | 245.1 Mercury | 4500-CN-E Cyanide | 8081 Pesticides / 8082 PCBs | 8141 Organophosphorous Pesticides | 8151 Herbicides | 8260 VOCs | 8260 Acrolein/Acrylonitrile | 8270C | 8290 2,3,7,8-TCDD | Test Instructions / Comments |
|---|---|---|---|---|---|---|---|---|---|---|---|---|---|---|---|---|---|
| 1 | Outlet | 02/16/26 | 1202 | W | 31 | 1,2,4,6 | X | X | X | X | X | X | X | X | X | X | Temp: 14.2°C, pH 8.74 |
| 2 | | | | | | | | | | | | | | | | | |
| 3 | | | | | | | | | | | | | | | | | IR 10 |
| 4 | | | | | | | | | | | | | | | | | 4.6/4.8 |
| 5 | | | | | | | | | | | | | | | | | 4.5/4.7 |
| 6 | | | | | | | | | | | | | | | | | |
| 7 | | | | | | | | | | | | | | | | | |
| 8 | | | | | | | | | | | | | | | | | |
| 9 | | | | | | | | | | | | | | | | | |
| 10 | | | | | | | | | | | | | | | | | |

**Test Instructions / Comments**

**200.8 - Ag, As, B, Ba, Be, Cd, Co, Cr, Cu, Ni, Mn, Pb, Sb, Se, Sn, Tl, V, Zn**
**200.7 - Fe, Ca, K, Mg, Na**

**Additional email recipients:**
**matt.breuer@wasteconnections.com**
**stormwater@wasteconnections.com**
**tmb@swteng.com**
**aav@swteng.com**

**Direct invoices to:**
**Maribel Bolanos**
**(661) 257-3665**

Login 553208

| | Signature | Print Name | Company / Title | Date / Time |
|---|---|---|---|---|
| 1 Relinquished By: | [signature] | G. Alvarez | CTEA | 2/16/26 17:20 |
| 1 Received By: | [signature] | Michael Kryney | EA | 2/16/26 1720 |
| 2 Relinquished By: | | | | |
| 2 Received By: | | | | |
| 3 Relinquished By: | | | | |
| 3 Received By: | | | | |

ENTHALPY ANALYTICAL

**Enthalpy Analytical - Orange**
931 W. Barkley Avenue, Orange, CA 92868
Phone 714-771-6900

## Chain of Custody Record

Lab No:
Page: 2 of 3

**Turn Around Time (rush by advanced notice only)**

| | | | | | |
|---|---|---|---|---|---|
| Standard: | | 5 Day: | | 3 Day: | |
| 2 Day: | | 1 Day: | X | Custom TAT: | |

**Matrix:** A = Air S = Soil/Solid
W = Water DW = Drinking Wate SD = Sediment
PP = Pure Product SEA = Sea Water
SW = Swab T = Tissue WP = Wipe O = Other

**Preservatives:**
1 = $Na_2S_2O_3$ 2 = HCl 3 = $HNO_3$
4 = $H_2SO_4$ 5 = NaOH 6 = Other

**Sample Receipt Temp:**
(lab use only)

| CUSTOMER INFORMATION | | PROJECT INFORMATION | |
|---|---|---|---|
| Company: | Chiquita Canyon, LLC | Name: | Stormwater Outlet |
| Report To: | Matt Breuer | Number: | |
| Email: | matthew.breuer@wasteconnection | P.O. #: | |
| Address: | 29201 Henry Mayo Drive | Address: | 29201 Henry Mayo Drive |
| | Castaic, CA 91384 | | Castaic, CA 91384 |
| Phone: | 682-559-3880 | Global ID: | |
| Fax: | | Sampled By: | GA, CH |

**Analysis Request**

| | Sample ID | Sampling Date | Sampling Time | Matrix | Container No. / Size | Pres. | SM4500-S2-D Total Sulfide | 420.1 Total Phenolics | 1664A Oil and Grease | 9221B Tota Coliform | 9221F E. Coli | 300.0 Cl, Br, Fl, NO3, NO2, SO4 | 2540D TSS | 5310B TOC | 8270 SIM 1,4-Dioxane | SM2320B Alkalinity | Test Instructions / Comments |
|---|---|---|---|---|---|---|---|---|---|---|---|---|---|---|---|---|---|
| 1 | Outlet | 02/16/26 | 1202 | W | 31 | 1,2,4,6 | X | X | X | X | X | X | X | X | X | X | Temp: 14.2°C, pH 8.74 |
| 2 | | | | | | | | | | | | | | | | | |
| 3 | | | | | | | | | | | | | | | | | |
| 4 | | | | | | | | | | | | | | | | | |
| 5 | | | | | | | | | | | | | | | | | |
| 6 | | | | | | | | | | | | | | | | | |
| 7 | | | | | | | | | | | | | | | | | |
| 8 | | | | | | | | | | | | | | | | | |
| 9 | | | | | | | | | | | | | | | | | |
| 10 | | | | | | | | | | | | | | | | | |

**Test Instructions / Comments**

**Additional email recipients:**
**matt.breuer@wasteconnections.com**
**stormwater@wasteconnections.com**
**tmb@swteng.com**
**aav@swteng.com**

**Direct invoices to:**
**Maribel Bolanos**
**(661) 257-3665**

| | Signature | Print Name | Company / Title | Date / Time |
|---|---|---|---|---|
| 1 Relinquished By: | [signature] | [signature] | CTZH | 2/16/26 17:20 |
| 1 Received By: | [signature] | Michael Kuyner | EA | 2/16/26 1720 |
| 2 Relinquished By: | | | | |
| 2 Received By: | | | | |
| 3 Relinquished By: | | | | |
| 3 Received By: | | | | |

ENTHALPY ANALYTICAL

**Enthalpy Analytical - Orange**
931 W. Barkley Avenue, Orange, CA 92868
Phone 714-771-6900

## Chain of Custody Record

Lab No:
Page: 3 of 3

**Turn Around Time (rush by advanced notice only)**

| | | | | | |
|---|---|---|---|---|---|
| Standard: | | 5 Day: | | 3 Day: | |
| 2 Day: | | 1 Day: | X | Custom TAT: | |

**Matrix:** A = Air S = Soil/Solid
W = Water DW = Drinking Wate SD = Sediment
PP = Pure Product SEA = Sea Water
SW = Swab T = Tissue WP = Wipe O = Other

**Preservatives:**
1 = $Na_2S_2O_3$ 2 = HCl 3 = $HNO_3$
4 = $H_2SO_4$ 5 = NaOH 6 = Other

**Sample Receipt Temp:**
(lab use only)

| CUSTOMER INFORMATION | | PROJECT INFORMATION | |
|---|---|---|---|
| Company: | Chiquita Canyon, LLC | Name: | Stormwater Outlet |
| Report To: | Matt Breuer | Number: | |
| Email: | matthew.breuer@wasteconnection | P.O. #: | |
| Address: | 29201 Henry Mayo Drive | Address: | 29201 Henry Mayo Drive |
| | Castaic, CA 91384 | | Castaic, CA 91384 |
| Phone: | 682-559-3880 | Global ID: | |
| Fax: | | Sampled By: | GA, CH |

**Analysis Request**

| | Sample ID | Sampling Date | Sampling Time | Matrix | Container No. / Size | Pres. | SM5220D Chemical Oxygen Demand | SM2510B Specific Conductance | RSK-175 Carbon Dioxide | 2540E TDS | SM2130B Turbidity | 350.1 Ammonia | 625.1 - See Comments | 625.1 Alpha-Terpineol | SM5210B BOD | | Test Instructions / Comments |
|---|---|---|---|---|---|---|---|---|---|---|---|---|---|---|---|---|---|
| 1 | Outlet | 02/16/26 | 1202 | W | 31 | 1,2,4,6 | X | X | X | X | X | X | X | X | X | X | Temp: 14.2°C, pH 8.74 |
| 2 | | | | | | | | | | | | | | | | | |
| 3 | | | | | | | | | | | | | | | | | |
| 4 | | | | | | | | | | | | | | | | | |
| 5 | | | | | | | | | | | | | | | | | |
| 6 | | | | | | | | | | | | | | | | | |
| 7 | | | | | | | | | | | | | | | | | |
| 8 | | | | | | | | | | | | | | | | | |
| 9 | | | | | | | | | | | | | | | | | |
| 10 | | | | | | | | | | | | | | | | | |

**625.1 - Benzoic Acid, Pyridine, Phenol, 2-methylphenol, 3,4-methylphenol, Cresol, Naphthalene, alpha-terpineol**

**Additional email recipients:**
**matt.breuer@wasteconnections.com**
**stormwater@wasteconnections.com**
**tmb@swteng.com**
**aav@swteng.com**

**Direct invoices to:**
**Maribel Bolanos**
**(661) 257-3665**

| | Signature | Print Name | Company / Title | Date / Time |
|---|---|---|---|---|
| 1 Relinquished By: | [signature] | G. Alvarenga | CTRH | 2/16/26 12:20 |
| 1 Received By: | [signature] | Michael Wayman | EA | 2/16/26 1720 |
| 2 Relinquished By: | | | | |
| 2 Received By: | | | | |
| 3 Relinquished By: | | | | |
| 3 Received By: | | | | |

# SAMPLE RECEIPT CHECKLIST

**Section 1: General Info**

Date Received: 2-16-26 WO# 553208 Client: Waste Connections

**Section 2: Shipping / Custody** **Are custody seals present?** ☐ Yes ☒ No

Custody seals intact on arrival? ■ N/A ☐ Yes ☐ No ☐ On cooler / box ☐ On samples

☐ Courier ■ Walk-In ☐ Field Sampling ☐ Shipping Info: _____

**Section 3a: Condition / Packaging** ☐ **Outside 0.0 - 6.0°C (0.0 - 10.0°C for microbiology) (PM notified)**

Date Opened 2-16-26 By (initials) MSK Type of ice used: ■ Wet ☐ Blue/Gel ☐ None

☐ Samples received on ice directly from the field; cooling process had begun. (if checked, skip temperatures)

☐ Sample matrix doesn't require cooling (e.g. air, bulk PCB). (if checked, skip temperatures)

If no cooler: Observed/Adjusted Temp (°C): _____ / _____ Thermometer/IR Gun: IR 10 CF: +0.2

Cooler Temp (°C) #1: 4.6 / 4.8 #2: 4.5 / 4.7 #3: ____ / ____ #4: ____ / ____ #5: ____ / ____ #6: ____ / ____

**Section 3b: Microbiology Samples** ■ **No microbiology samples submitted (skip 3b)**

☐ Within temp range 0.0 - 10.0°C or received on ice directly from field.

☐ Adequate headspace for microbiology analysis.

**Section 3c: Air Samples** ■ **No air samples submitted (skip 3c)**

☐ 1.4L Canisters ☐ 6L Canisters ☐ Tedlar Bags ☐ MCE Cassettes ☐ Sorbent Tubes ☐ Other _____

| **Section 4: Containers / Labels / Samples** | YES | NO | N/A |
|---|---|---|---|
| 1) Were custody papers present, filled properly, and legible? | X | | |
| 2) Is the sampler's name present on the CoC? | X | | |
| 3) Were containers received in good condition (unbroken / unopened / uncompromised)? | X | | |
| 4) Were the samples bagged? (required for microbiology samples; recommended for soil samples) | X | | |
| 5) Were all of, and only, the correct samples received? | X | | |
| 6) Are sample labels present, legible, and in agreement with the CoC? | X | | |
| 7) Does the container count match the CoC? | X | | |
| 8) Was sufficient sample volume / mass received for the analyses requested? | X | | |
| 9) Were samples received in proper containers for the analyses requested? | X | | |
| 10) Were samples received with > 1/2 holding time remaining? | X | | |
| 11) Are samples properly preserved as indicated by CoC / labels? | X | | |
| 12) Unpreserved VOAs received - If necessary, was the hold time changed in LIMS? | | | X |
| 13) Are VOA vials free from headspace/bubbles > 6mm? | | ✓ | |

**Section 5: Explanations / Comments**

(If no comments are made, then no discrepancies noted.)

Headspace in 4/4 unpreserved vials; 3/3 HCl preserved vials

☐ **No additional discrepancies**

**Date Logged** 2-16-26 **By (print)** MSK **(sign)** _____

**Date Labeled** 2-16-26 **By (print)** MSK **(sign)** _____

ENTHALPY ANALYTICAL

# Analysis Results for 553208

Matt Breuer
Waste Connections
Chiquita Canyon Landfill
29201 Henry Mayo Drive
Castaic, CA 91384

Lab Job #: 553208
Project No: CCLF STORMWATER
Location: Stormwater Outlet
Date Received: 02/16/26

**Sample ID: OUTLET** **Lab ID: 553208-001** **Collected: 02/16/26 12:02**
**Matrix: Water**

| 553208-001 Analyte | Result | Qual | Units | RL | MDL | DF | Batch | Prepared | Analyzed | Chemist |
|---|---|---|---|---|---|---|---|---|---|---|
| Method: EPA 1664A<br>Prep Method: METHOD | | | | | | | | | | |
| Total Oil and Grease | ND | | mg/L | 5.2 | 1.0 | 1 | 395496 | 02/17/26 | 02/18/26 | TTL |
| Method: EPA 200.7<br>Prep Method: EPA 3015A | | | | | | | | | | |
| Calcium | **66** | | mg/L | 0.10 | 0.0095 | 1 | 395497 | 02/17/26 | 02/17/26 | SBW |
| Iron | **5.7** | | mg/L | 0.50 | 0.17 | 10 | 395627 | 02/18/26 | 02/18/26 | SBW |
| Magnesium | **12** | | mg/L | 0.10 | 0.017 | 1 | 395497 | 02/17/26 | 02/17/26 | SBW |
| Potassium | **14** | | mg/L | 0.50 | 0.20 | 1 | 395497 | 02/17/26 | 02/17/26 | SBW |
| Sodium | **69** | | mg/L | 0.50 | 0.017 | 1 | 395497 | 02/17/26 | 02/17/26 | SBW |
| Method: EPA 200.8<br>Prep Method: EPA 3015A | | | | | | | | | | |
| Antimony | **1.1** | J | ug/L | 2.0 | 1.0 | 1 | 395533 | 02/17/26 | 02/18/26 | KCD |
| Arsenic | **7.5** | | ug/L | 2.0 | 0.27 | 1 | 395533 | 02/17/26 | 02/18/26 | KCD |
| Barium | **83** | | ug/L | 5.0 | 0.44 | 1 | 395533 | 02/17/26 | 02/18/26 | KCD |
| Beryllium | **0.23** | J | ug/L | 1.0 | 0.060 | 1 | 395533 | 02/17/26 | 02/18/26 | KCD |
| Boron | **260** | | ug/L | 100 | 77 | 10 | 395533 | 02/17/26 | 02/17/26 | KCD |
| Cadmium | ND | | ug/L | 1.0 | 0.072 | 1 | 395533 | 02/17/26 | 02/18/26 | KCD |
| Chromium | **8.0** | | ug/L | 5.0 | 0.43 | 1 | 395533 | 02/17/26 | 02/18/26 | KCD |
| Cobalt | **3.5** | | ug/L | 1.0 | 0.090 | 1 | 395533 | 02/17/26 | 02/18/26 | KCD |
| Copper | **12** | | ug/L | 3.0 | 0.96 | 1 | 395533 | 02/17/26 | 02/18/26 | KCD |
| Lead | **5.1** | | ug/L | 5.0 | 0.23 | 1 | 395533 | 02/17/26 | 02/18/26 | KCD |
| Manganese | **150** | | ug/L | 10 | 3.8 | 1 | 395533 | 02/17/26 | 02/18/26 | KCD |
| Nickel | **8.5** | | ug/L | 5.0 | 1.3 | 1 | 395533 | 02/17/26 | 02/18/26 | KCD |
| Selenium | **4.3** | | ug/L | 4.0 | 1.9 | 1 | 395533 | 02/17/26 | 02/18/26 | KCD |
| Silver | ND | | ug/L | 5.0 | 0.37 | 1 | 395533 | 02/17/26 | 02/18/26 | KCD |
| Thallium | ND | | ug/L | 1.0 | 0.25 | 1 | 395533 | 02/17/26 | 02/18/26 | KCD |
| Tin | ND | | ug/L | 5.0 | 1.5 | 1 | 395533 | 02/17/26 | 02/18/26 | KCD |
| Vanadium | **17** | | ug/L | 5.0 | 0.36 | 1 | 395533 | 02/17/26 | 02/18/26 | KCD |
| Zinc | **31** | | ug/L | 10 | 7.6 | 1 | 395533 | 02/17/26 | 02/18/26 | KCD |
| Method: EPA 245.1<br>Prep Method: EPA 245.1 | | | | | | | | | | |
| Mercury | ND | | ug/L | 0.40 | 0.091 | 1 | 395489 | 02/17/26 | 02/17/26 | MLL |
| Method: EPA 300.0<br>Prep Method: METHOD | | | | | | | | | | |
| Fluoride | **0.22** | | mg/L | 0.20 | 0.062 | 1 | 395480 | 02/17/26 08:39 | 02/17/26 13:09 | SSN |
| Chloride | **42** | | mg/L | 1.0 | 0.27 | 1 | 395480 | 02/17/26 08:39 | 02/17/26 13:09 | SSN |
| Nitrogen, Nitrite | **0.03** | J | mg/L | 0.10 | 0.01 | 1 | 395480 | 02/17/26 08:39 | 02/17/26 13:09 | SSN |



Results for any subcontracted analyses are not included in this section.

ENTHALPY ANALYTICAL

# Analysis Results for 553208

| 553208-001 Analyte | Result | Qual | Units | RL | MDL | DF | Batch | Prepared | Analyzed | Chemist |
|---|---|---|---|---|---|---|---|---|---|---|
| Bromide | **0.11** | J | mg/L | 0.30 | 0.049 | 1 | 395480 | 02/17/26 08:39 | 02/17/26 13:09 | SSN |
| Nitrogen, Nitrate | **0.30** | | mg/L | 0.10 | 0.05 | 1 | 395480 | 02/17/26 08:39 | 02/17/26 13:09 | SSN |
| Sulfate | **180** | | mg/L | 10 | 2.6 | 10 | 395480 | 02/17/26 08:39 | 02/17/26 13:32 | SSN |
| Method: EPA 350.1<br>Prep Method: METHOD | | | | | | | | | | |
| Ammonia-N | **0.26** | | mg/L | 0.10 | 0.068 | 1 | 395490 | 02/17/26 | 02/17/26 | JAK |
| Method: EPA 420.1<br>Prep Method: METHOD | | | | | | | | | | |
| Total Phenolics | ND | | mg/L | 0.010 | 0.0056 | 1 | 395514 | 02/17/26 | 02/17/26 | LVL |
| Method: EPA 625.1<br>Prep Method: EPA 3510C | | | | | | | | | | |
| Benzoic acid | ND | | ug/L | 48 | 10 | 0.95 | 395481 | 02/17/26 | 02/17/26 | MSS |
| 2-Methylphenol | ND | | ug/L | 9.5 | 3.1 | 0.95 | 395481 | 02/17/26 | 02/17/26 | MSS |
| Pyridine | ND | | ug/L | 9.5 | 2.7 | 0.95 | 395481 | 02/17/26 | 02/17/26 | MSS |
| Phenol | ND | | ug/L | 9.5 | 2.0 | 0.95 | 395481 | 02/17/26 | 02/17/26 | MSS |
| Naphthalene | ND | | ug/L | 9.5 | 3.4 | 0.95 | 395481 | 02/17/26 | 02/17/26 | MSS |
| 3-,4-Methylphenol | ND | | ug/L | 9.5 | 2.9 | 0.95 | 395481 | 02/17/26 | 02/17/26 | MSS |
| Cresol | ND | | ug/L | 9.5 | | 0.95 | 395481 | 02/17/26 | 02/17/26 | MSS |
| a-Terpineol | ND | | ug/L | 9.5 | 2.0 | 0.95 | 395481 | 02/17/26 | 02/17/26 | ZFA |
| **Surrogates** | | | | **Limits** | | | | | | |
| 2-Fluorophenol | 36% | | %REC | 36-95 | | 0.95 | 395481 | 02/17/26 | 02/17/26 | MSS |
| Phenol-d6 | 27% | * | %REC | 28-82 | | 0.95 | 395481 | 02/17/26 | 02/17/26 | MSS |
| 2,4,6-Tribromophenol | 90% | | %REC | 61-140 | | 0.95 | 395481 | 02/17/26 | 02/17/26 | MSS |
| Nitrobenzene-d5 | 55% | | %REC | 48-123 | | 0.95 | 395481 | 02/17/26 | 02/17/26 | MSS |
| 2-Fluorobiphenyl | 56% | | %REC | 51-105 | | 0.95 | 395481 | 02/17/26 | 02/17/26 | MSS |
| Terphenyl-d14 | 74% | | %REC | 65-117 | | 0.95 | 395481 | 02/17/26 | 02/17/26 | MSS |
| Method: EPA 8081A<br>Prep Method: EPA 3510C | | | | | | | | | | |
| alpha-BHC | ND | | ug/L | 0.05 | 0.01 | 0.99 | 395557 | 02/17/26 | 03/09/26 | HQN |
| beta-BHC | ND | | ug/L | 0.05 | 0.01 | 0.99 | 395557 | 02/17/26 | 03/09/26 | HQN |
| gamma-BHC | ND | | ug/L | 0.05 | 0.009 | 0.99 | 395557 | 02/17/26 | 03/09/26 | HQN |
| delta-BHC | ND | | ug/L | 0.05 | 0.01 | 0.99 | 395557 | 02/17/26 | 03/09/26 | HQN |
| Heptachlor | ND | | ug/L | 0.05 | 0.01 | 0.99 | 395557 | 02/17/26 | 03/09/26 | HQN |
| Aldrin | ND | | ug/L | 0.05 | 0.01 | 0.99 | 395557 | 02/17/26 | 03/09/26 | HQN |
| Heptachlor epoxide | ND | | ug/L | 0.05 | 0.01 | 0.99 | 395557 | 02/17/26 | 03/09/26 | HQN |
| Endosulfan I | ND | | ug/L | 0.05 | 0.01 | 0.99 | 395557 | 02/17/26 | 03/09/26 | HQN |
| Dieldrin | ND | | ug/L | 0.1 | 0.01 | 0.99 | 395557 | 02/17/26 | 03/09/26 | HQN |
| 4,4'-DDE | ND | | ug/L | 0.1 | 0.04 | 0.99 | 395557 | 02/17/26 | 03/09/26 | HQN |
| Endrin | ND | | ug/L | 0.1 | 0.01 | 0.99 | 395557 | 02/17/26 | 03/09/26 | HQN |
| Endosulfan II | ND | | ug/L | 0.1 | 0.02 | 0.99 | 395557 | 02/17/26 | 03/09/26 | HQN |
| Endosulfan sulfate | ND | | ug/L | 0.1 | 0.01 | 0.99 | 395557 | 02/17/26 | 03/09/26 | HQN |
| 4,4'-DDD | ND | | ug/L | 0.1 | 0.03 | 0.99 | 395557 | 02/17/26 | 03/09/26 | HQN |
| Endrin aldehyde | ND | | ug/L | 0.1 | 0.04 | 0.99 | 395557 | 02/17/26 | 03/09/26 | HQN |
| Endrin ketone | ND | | ug/L | 0.1 | 0.03 | 0.99 | 395557 | 02/17/26 | 03/09/26 | HQN |
| 4,4'-DDT | ND | | ug/L | 0.1 | 0.08 | 0.99 | 395557 | 02/17/26 | 03/09/26 | HQN |
| Methoxychlor | ND | | ug/L | 0.1 | 0.04 | 0.99 | 395557 | 02/17/26 | 03/09/26 | HQN |
| Toxaphene | ND | | ug/L | 2.0 | 0.4 | 0.99 | 395557 | 02/17/26 | 03/09/26 | HQN |
| Chlordane (Technical) | ND | | ug/L | 1.0 | 0.2 | 0.99 | 395557 | 02/17/26 | 03/09/26 | HQN |
| **Surrogates** | | | | **Limits** | | | | | | |



Results for any subcontracted analyses are not included in this section.

ENTHALPY ANALYTICAL

# Analysis Results for 553208

| 553208-001 Analyte | Result | Qual | Units | RL | MDL | DF | Batch | Prepared | Analyzed | Chemist |
|---|---|---|---|---|---|---|---|---|---|---|
| TCMX | 77% | | %REC | 29-120 | | 0.99 | 395557 | 02/17/26 | 03/09/26 | HQN |
| Decachlorobiphenyl | 67% | | %REC | 33-132 | | 0.99 | 395557 | 02/17/26 | 03/09/26 | HQN |
| Method: EPA 8082<br>Prep Method: EPA 3510C | | | | | | | | | | |
| Aroclor-1016 | ND | | ug/L | 0.49 | 0.30 | 0.99 | 395557 | 02/17/26 | 02/18/26 | HQN |
| Aroclor-1221 | ND | | ug/L | 0.49 | 0.46 | 0.99 | 395557 | 02/17/26 | 02/18/26 | HQN |
| Aroclor-1232 | ND | | ug/L | 0.49 | 0.27 | 0.99 | 395557 | 02/17/26 | 02/18/26 | HQN |
| Aroclor-1242 | ND | | ug/L | 0.49 | 0.28 | 0.99 | 395557 | 02/17/26 | 02/18/26 | HQN |
| Aroclor-1248 | ND | | ug/L | 0.49 | 0.23 | 0.99 | 395557 | 02/17/26 | 02/18/26 | HQN |
| Aroclor-1254 | ND | | ug/L | 0.49 | 0.26 | 0.99 | 395557 | 02/17/26 | 02/18/26 | HQN |
| Aroclor-1260 | ND | | ug/L | 0.49 | 0.32 | 0.99 | 395557 | 02/17/26 | 02/18/26 | HQN |
| Aroclor-1262 | ND | | ug/L | 0.49 | 0.29 | 0.99 | 395557 | 02/17/26 | 02/18/26 | HQN |
| Aroclor-1268 | ND | | ug/L | 0.49 | 0.26 | 0.99 | 395557 | 02/17/26 | 02/18/26 | HQN |
| **Surrogates** | | | | **Limits** | | | | | | |
| Decachlorobiphenyl (PCB) | 69% | | %REC | 28-138 | | 0.99 | 395557 | 02/17/26 | 02/18/26 | HQN |
| Method: EPA 8260B<br>Prep Method: EPA 5030B | | | | | | | | | | |
| Carbon Disulfide | ND | | ug/L | 5.0 | 0.1 | 1 | 395486 | 02/17/26 | 02/17/26 | TCN |
| Chloroprene | ND | | ug/L | 200 | 2.7 | 1 | 395486 | 02/17/26 | 02/17/26 | TCN |
| 3-Chloropropene | ND | | ug/L | 5.0 | 0.2 | 1 | 395486 | 02/17/26 | 02/17/26 | TCN |
| Ethyl methacrylate | ND | | ug/L | 50 | 3.9 | 1 | 395486 | 02/17/26 | 02/17/26 | TCN |
| Ethanol | ND | | ug/L | 500 | 160 | 1 | 395486 | 02/17/26 | 02/17/26 | TCN |
| 2-Hexanone | ND | | ug/L | 5.0 | 1.3 | 1 | 395486 | 02/17/26 | 02/17/26 | TCN |
| Isopropanol (IPA) | ND | | ug/L | 200 | 96 | 1 | 395486 | 02/17/26 | 02/17/26 | TCN |
| Methyl acrylonitrile | ND | | ug/L | 35 | 4.2 | 1 | 395486 | 02/17/26 | 02/17/26 | TCN |
| Vinyl Acetate | ND | | ug/L | 50 | 3.2 | 1 | 395486 | 02/17/26 | 02/17/26 | TCN |
| Acrolein | ND | | ug/L | 200 | 2.6 | 1 | 395486 | 02/17/26 | 02/17/26 | TCN |
| Acrylonitrile | ND | | ug/L | 10 | 0.7 | 1 | 395486 | 02/17/26 | 02/17/26 | TCN |
| Freon 12 | ND | | ug/L | 5.0 | 0.2 | 1 | 395486 | 02/17/26 | 02/17/26 | TCN |
| Chloromethane | ND | | ug/L | 5.0 | 0.09 | 1 | 395486 | 02/17/26 | 02/17/26 | TCN |
| Vinyl Chloride | ND | | ug/L | 5.0 | 0.1 | 1 | 395486 | 02/17/26 | 02/17/26 | TCN |
| Bromomethane | ND | | ug/L | 5.0 | 0.1 | 1 | 395486 | 02/17/26 | 02/17/26 | TCN |
| Chloroethane | ND | | ug/L | 5.0 | 0.1 | 1 | 395486 | 02/17/26 | 02/17/26 | TCN |
| Trichlorofluoromethane | ND | | ug/L | 5.0 | 0.1 | 1 | 395486 | 02/17/26 | 02/17/26 | TCN |
| Iodomethane | ND | | ug/L | 5.0 | | 1 | 395486 | 02/17/26 | 02/17/26 | TCN |
| Acetone | ND | | ug/L | 100 | 14 | 1 | 395486 | 02/17/26 | 02/17/26 | TCN |
| Freon 113 | ND | | ug/L | 5.0 | 0.1 | 1 | 395486 | 02/17/26 | 02/17/26 | TCN |
| 1,1-Dichloroethene | ND | | ug/L | 5.0 | 0.1 | 1 | 395486 | 02/17/26 | 02/17/26 | TCN |
| Methylene Chloride | ND | | ug/L | 10 | 0.2 | 1 | 395486 | 02/17/26 | 02/17/26 | TCN |
| MTBE | ND | | ug/L | 5.0 | 0.1 | 1 | 395486 | 02/17/26 | 02/17/26 | TCN |
| trans-1,2-Dichloroethene | ND | | ug/L | 5.0 | 0.1 | 1 | 395486 | 02/17/26 | 02/17/26 | TCN |
| 1,1-Dichloroethane | ND | | ug/L | 5.0 | 0.09 | 1 | 395486 | 02/17/26 | 02/17/26 | TCN |
| 2-Butanone | ND | | ug/L | 10 | 1.3 | 1 | 395486 | 02/17/26 | 02/17/26 | TCN |
| cis-1,2-Dichloroethene | ND | | ug/L | 5.0 | 0.1 | 1 | 395486 | 02/17/26 | 02/17/26 | TCN |
| 2,2-Dichloropropane | ND | | ug/L | 5.0 | 0.2 | 1 | 395486 | 02/17/26 | 02/17/26 | TCN |
| Chloroform | ND | | ug/L | 5.0 | 0.08 | 1 | 395486 | 02/17/26 | 02/17/26 | TCN |
| Bromochloromethane | ND | | ug/L | 5.0 | 0.1 | 1 | 395486 | 02/17/26 | 02/17/26 | TCN |
| 1,1,1-Trichloroethane | ND | | ug/L | 5.0 | 0.1 | 1 | 395486 | 02/17/26 | 02/17/26 | TCN |
| 1,1-Dichloropropene | ND | | ug/L | 5.0 | 0.1 | 1 | 395486 | 02/17/26 | 02/17/26 | TCN |
| Carbon Tetrachloride | ND | | ug/L | 5.0 | 0.1 | 1 | 395486 | 02/17/26 | 02/17/26 | TCN |
| 1,2-Dichloroethane | ND | | ug/L | 5.0 | 0.2 | 1 | 395486 | 02/17/26 | 02/17/26 | TCN |



Results for any subcontracted analyses are not included in this section.

ENTHALPY ANALYTICAL

# Analysis Results for 553208

| 553208-001 Analyte | Result | Qual | Units | RL | MDL | DF | Batch | Prepared | Analyzed | Chemist |
|---|---|---|---|---|---|---|---|---|---|---|
| Benzene | ND | | ug/L | 1.0 | 0.1 | 1 | 395486 | 02/17/26 | 02/17/26 | TCN |
| Trichloroethene | ND | | ug/L | 5.0 | 0.1 | 1 | 395486 | 02/17/26 | 02/17/26 | TCN |
| 1,2-Dichloropropane | ND | | ug/L | 5.0 | 0.09 | 1 | 395486 | 02/17/26 | 02/17/26 | TCN |
| Bromodichloromethane | ND | | ug/L | 5.0 | 0.07 | 1 | 395486 | 02/17/26 | 02/17/26 | TCN |
| Dibromomethane | ND | | ug/L | 5.0 | 0.1 | 1 | 395486 | 02/17/26 | 02/17/26 | TCN |
| 4-Methyl-2-Pentanone | ND | | ug/L | 5.0 | 1.0 | 1 | 395486 | 02/17/26 | 02/17/26 | TCN |
| cis-1,3-Dichloropropene | ND | | ug/L | 5.0 | 0.1 | 1 | 395486 | 02/17/26 | 02/17/26 | TCN |
| Toluene | ND | | ug/L | 5.0 | 0.1 | 1 | 395486 | 02/17/26 | 02/17/26 | TCN |
| trans-1,3-Dichloropropene | ND | | ug/L | 5.0 | 0.09 | 1 | 395486 | 02/17/26 | 02/17/26 | TCN |
| 1,1,2-Trichloroethane | ND | | ug/L | 5.0 | 0.1 | 1 | 395486 | 02/17/26 | 02/17/26 | TCN |
| 1,3-Dichloropropane | ND | | ug/L | 5.0 | 0.07 | 1 | 395486 | 02/17/26 | 02/17/26 | TCN |
| Tetrachloroethene | ND | | ug/L | 5.0 | 0.2 | 1 | 395486 | 02/17/26 | 02/17/26 | TCN |
| Dibromochloromethane | ND | | ug/L | 5.0 | 0.1 | 1 | 395486 | 02/17/26 | 02/17/26 | TCN |
| 1,2-Dibromoethane | ND | | ug/L | 5.0 | 0.1 | 1 | 395486 | 02/17/26 | 02/17/26 | TCN |
| Chlorobenzene | ND | | ug/L | 5.0 | 0.1 | 1 | 395486 | 02/17/26 | 02/17/26 | TCN |
| 1,1,1,2-Tetrachloroethane | ND | | ug/L | 5.0 | 0.07 | 1 | 395486 | 02/17/26 | 02/17/26 | TCN |
| Ethylbenzene | ND | | ug/L | 5.0 | 0.1 | 1 | 395486 | 02/17/26 | 02/17/26 | TCN |
| m,p-Xylenes | ND | | ug/L | 5.0 | 0.2 | 1 | 395486 | 02/17/26 | 02/17/26 | TCN |
| o-Xylene | ND | | ug/L | 5.0 | 0.1 | 1 | 395486 | 02/17/26 | 02/17/26 | TCN |
| Styrene | ND | | ug/L | 5.0 | 0.1 | 1 | 395486 | 02/17/26 | 02/17/26 | TCN |
| Bromoform | ND | | ug/L | 5.0 | 0.06 | 1 | 395486 | 02/17/26 | 02/17/26 | TCN |
| Isopropylbenzene | ND | | ug/L | 5.0 | 0.1 | 1 | 395486 | 02/17/26 | 02/17/26 | TCN |
| 1,1,2,2-Tetrachloroethane | ND | | ug/L | 5.0 | 0.1 | 1 | 395486 | 02/17/26 | 02/17/26 | TCN |
| 1,2,3-Trichloropropane | ND | | ug/L | 5.0 | 0.3 | 1 | 395486 | 02/17/26 | 02/17/26 | TCN |
| Propylbenzene | ND | | ug/L | 5.0 | 0.1 | 1 | 395486 | 02/17/26 | 02/17/26 | TCN |
| Bromobenzene | ND | | ug/L | 5.0 | 0.1 | 1 | 395486 | 02/17/26 | 02/17/26 | TCN |
| 1,3,5-Trimethylbenzene | ND | | ug/L | 5.0 | 0.1 | 1 | 395486 | 02/17/26 | 02/17/26 | TCN |
| 2-Chlorotoluene | ND | | ug/L | 5.0 | 0.1 | 1 | 395486 | 02/17/26 | 02/17/26 | TCN |
| 4-Chlorotoluene | ND | | ug/L | 5.0 | 0.2 | 1 | 395486 | 02/17/26 | 02/17/26 | TCN |
| tert-Butylbenzene | ND | | ug/L | 5.0 | 0.1 | 1 | 395486 | 02/17/26 | 02/17/26 | TCN |
| 1,2,4-Trimethylbenzene | ND | | ug/L | 5.0 | 0.1 | 1 | 395486 | 02/17/26 | 02/17/26 | TCN |
| sec-Butylbenzene | ND | | ug/L | 5.0 | 0.2 | 1 | 395486 | 02/17/26 | 02/17/26 | TCN |
| para-Isopropyl Toluene | ND | | ug/L | 5.0 | 0.2 | 1 | 395486 | 02/17/26 | 02/17/26 | TCN |
| 1,3-Dichlorobenzene | ND | | ug/L | 5.0 | 0.1 | 1 | 395486 | 02/17/26 | 02/17/26 | TCN |
| 1,4-Dichlorobenzene | ND | | ug/L | 5.0 | 0.2 | 1 | 395486 | 02/17/26 | 02/17/26 | TCN |
| n-Butylbenzene | ND | | ug/L | 5.0 | 0.1 | 1 | 395486 | 02/17/26 | 02/17/26 | TCN |
| 1,2-Dichlorobenzene | ND | | ug/L | 5.0 | 0.1 | 1 | 395486 | 02/17/26 | 02/17/26 | TCN |
| 1,2-Dibromo-3-Chloropropane | ND | | ug/L | 5.0 | 0.6 | 1 | 395486 | 02/17/26 | 02/17/26 | TCN |
| 1,2,4-Trichlorobenzene | ND | | ug/L | 5.0 | 0.3 | 1 | 395486 | 02/17/26 | 02/17/26 | TCN |
| Hexachlorobutadiene | ND | | ug/L | 5.0 | 0.3 | 1 | 395486 | 02/17/26 | 02/17/26 | TCN |
| 1,2,3-Trichlorobenzene | ND | | ug/L | 5.0 | 0.3 | 1 | 395486 | 02/17/26 | 02/17/26 | TCN |
| cis-1,4-Dichloro-2-butene | ND | | ug/L | 5.0 | 0.3 | 1 | 395486 | 02/17/26 | 02/17/26 | TCN |
| trans-1,4-Dichloro-2-butene | ND | | ug/L | 5.0 | 0.3 | 1 | 395486 | 02/17/26 | 02/17/26 | TCN |
| Xylene (total) | ND | | ug/L | 5.0 | | 1 | 395486 | 02/17/26 | 02/17/26 | TCN |
| **Surrogates** | | | | **Limits** | | | | | | |
| Dibromofluoromethane | 99% | | %REC | 70-130 | | 1 | 395486 | 02/17/26 | 02/17/26 | TCN |
| 1,2-Dichloroethane-d4 | 105% | | %REC | 70-130 | | 1 | 395486 | 02/17/26 | 02/17/26 | TCN |
| Toluene-d8 | 98% | | %REC | 70-130 | | 1 | 395486 | 02/17/26 | 02/17/26 | TCN |
| Bromofluorobenzene | 101% | | %REC | 70-130 | | 1 | 395486 | 02/17/26 | 02/17/26 | TCN |
| Method: EPA 8270C-SIM<br>Prep Method: EPA 3535 | | | | | | | | | | |
| 1,4-Dioxane | **2.3** | | ug/L | 1.0 | 0.84 | 1 | 395455 | 02/17/26 | 02/17/26 | ZFA |



Results for any subcontracted analyses are not included in this section.

ENTHALPY ANALYTICAL

# Analysis Results for 553208

| 553208-001 Analyte | Result | Qual | Units | RL | MDL | DF | Batch | Prepared | Analyzed | Chemist |
|---|---|---|---|---|---|---|---|---|---|---|
| **Surrogates** | | | | **Limits** | | | | | | |
| 1,4-Dioxane-d8 (SUR) | 105% | | %REC | 80-120 | | 1 | 395455 | 02/17/26 | 02/17/26 | ZFA |
| Method: EPA 8270E<br>Prep Method: EPA 3510C | | | | | | | | | | |
| Carbazole | ND | | ug/L | 9.5 | 2.6 | 0.95 | 395481 | 02/17/26 | 02/17/26 | MSS |
| N-Nitrosodimethylamine | ND | | ug/L | 9.5 | 2.7 | 0.95 | 395481 | 02/17/26 | 02/17/26 | MSS |
| Aniline | ND | | ug/L | 9.5 | 2.7 | 0.95 | 395481 | 02/17/26 | 02/17/26 | MSS |
| bis(2-Chloroethyl)ether | ND | | ug/L | 24 | 3.5 | 0.95 | 395481 | 02/17/26 | 02/17/26 | MSS |
| 2-Chlorophenol | ND | | ug/L | 9.5 | 3.5 | 0.95 | 395481 | 02/17/26 | 02/17/26 | MSS |
| 1,3-Dichlorobenzene | ND | | ug/L | 9.5 | 3.1 | 0.95 | 395481 | 02/17/26 | 02/17/26 | MSS |
| 1,4-Dichlorobenzene | ND | | ug/L | 9.5 | 3.2 | 0.95 | 395481 | 02/17/26 | 02/17/26 | MSS |
| Benzyl alcohol | ND | | ug/L | 24 | 5.5 | 0.95 | 395481 | 02/17/26 | 02/17/26 | MSS |
| 1,2-Dichlorobenzene | ND | | ug/L | 9.5 | 3.2 | 0.95 | 395481 | 02/17/26 | 02/17/26 | MSS |
| bis(2-Chloroisopropyl) ether | ND | | ug/L | 9.5 | 3.7 | 0.95 | 395481 | 02/17/26 | 02/17/26 | MSS |
| N-Nitroso-di-n-propylamine | ND | | ug/L | 9.5 | 3.7 | 0.95 | 395481 | 02/17/26 | 02/17/26 | MSS |
| Hexachloroethane | ND | | ug/L | 9.5 | 2.9 | 0.95 | 395481 | 02/17/26 | 02/17/26 | MSS |
| Nitrobenzene | ND | | ug/L | 24 | 8.0 | 0.95 | 395481 | 02/17/26 | 02/17/26 | MSS |
| Isophorone | ND | | ug/L | 9.5 | 3.5 | 0.95 | 395481 | 02/17/26 | 02/17/26 | MSS |
| 2-Nitrophenol | ND | | ug/L | 9.5 | 5.2 | 0.95 | 395481 | 02/17/26 | 02/17/26 | MSS |
| 2,4-Dimethylphenol | ND | | ug/L | 9.5 | 3.1 | 0.95 | 395481 | 02/17/26 | 02/17/26 | MSS |
| bis(2-Chloroethoxy)methane | ND | | ug/L | 9.5 | 3.5 | 0.95 | 395481 | 02/17/26 | 02/17/26 | MSS |
| 2,4-Dichlorophenol | ND | | ug/L | 9.5 | 3.5 | 0.95 | 395481 | 02/17/26 | 02/17/26 | MSS |
| 1,2,4-Trichlorobenzene | ND | | ug/L | 9.5 | 3.3 | 0.95 | 395481 | 02/17/26 | 02/17/26 | MSS |
| 4-Chloroaniline | ND | | ug/L | 9.5 | 2.9 | 0.95 | 395481 | 02/17/26 | 02/17/26 | MSS |
| Hexachlorobutadiene | ND | | ug/L | 9.5 | 2.1 | 0.95 | 395481 | 02/17/26 | 02/17/26 | MSS |
| 4-Chloro-3-methylphenol | ND | | ug/L | 9.5 | 3.4 | 0.95 | 395481 | 02/17/26 | 02/17/26 | MSS |
| 2-Methylnaphthalene | ND | | ug/L | 9.5 | 3.2 | 0.95 | 395481 | 02/17/26 | 02/17/26 | MSS |
| Hexachlorocyclopentadiene | ND | | ug/L | 24 | 7.4 | 0.95 | 395481 | 02/17/26 | 02/17/26 | MSS |
| 2,4,6-Trichlorophenol | ND | | ug/L | 9.5 | 3.9 | 0.95 | 395481 | 02/17/26 | 02/17/26 | MSS |
| 2,4,5-Trichlorophenol | ND | | ug/L | 9.5 | 3.5 | 0.95 | 395481 | 02/17/26 | 02/17/26 | MSS |
| 2-Chloronaphthalene | ND | | ug/L | 9.5 | 3.3 | 0.95 | 395481 | 02/17/26 | 02/17/26 | MSS |
| 2-Nitroaniline | ND | | ug/L | 48 | 4.1 | 0.95 | 395481 | 02/17/26 | 02/17/26 | MSS |
| Dimethylphthalate | ND | | ug/L | 9.5 | 3.3 | 0.95 | 395481 | 02/17/26 | 02/17/26 | MSS |
| Acenaphthylene | ND | | ug/L | 9.5 | 3.7 | 0.95 | 395481 | 02/17/26 | 02/17/26 | MSS |
| 2,6-Dinitrotoluene | ND | | ug/L | 9.5 | 4.2 | 0.95 | 395481 | 02/17/26 | 02/17/26 | MSS |
| 3-Nitroaniline | ND | | ug/L | 9.5 | 3.8 | 0.95 | 395481 | 02/17/26 | 02/17/26 | MSS |
| Acenaphthene | ND | | ug/L | 9.5 | 3.1 | 0.95 | 395481 | 02/17/26 | 02/17/26 | MSS |
| 2,4-Dinitrophenol | ND | | ug/L | 48 | 14 | 0.95 | 395481 | 02/17/26 | 02/17/26 | MSS |
| 4-Nitrophenol | ND | | ug/L | 48 | 8.1 | 0.95 | 395481 | 02/17/26 | 02/17/26 | MSS |
| Dibenzofuran | ND | | ug/L | 9.5 | 3.1 | 0.95 | 395481 | 02/17/26 | 02/17/26 | MSS |
| 2,4-Dinitrotoluene | ND | | ug/L | 9.5 | 4.1 | 0.95 | 395481 | 02/17/26 | 02/17/26 | MSS |
| Diethylphthalate | ND | | ug/L | 9.5 | 2.8 | 0.95 | 395481 | 02/17/26 | 02/17/26 | MSS |
| Fluorene | ND | | ug/L | 9.5 | 3.0 | 0.95 | 395481 | 02/17/26 | 02/17/26 | MSS |
| 4-Chlorophenyl-phenylether | ND | | ug/L | 9.5 | 2.9 | 0.95 | 395481 | 02/17/26 | 02/17/26 | MSS |
| 4-Nitroaniline | ND | | ug/L | 9.5 | 3.2 | 0.95 | 395481 | 02/17/26 | 02/17/26 | MSS |
| 4,6-Dinitro-2-methylphenol | ND | | ug/L | 48 | 16 | 0.95 | 395481 | 02/17/26 | 02/17/26 | MSS |
| N-Nitrosodiphenylamine | ND | | ug/L | 9.5 | 3.8 | 0.95 | 395481 | 02/17/26 | 02/17/26 | MSS |
| 1,2-diphenylhydrazine (as azobenzene) | ND | | ug/L | 9.5 | 2.8 | 0.95 | 395481 | 02/17/26 | 02/17/26 | MSS |
| 4-Bromophenyl-phenylether | ND | | ug/L | 9.5 | 3.1 | 0.95 | 395481 | 02/17/26 | 02/17/26 | MSS |
| Hexachlorobenzene | ND | | ug/L | 9.5 | 2.9 | 0.95 | 395481 | 02/17/26 | 02/17/26 | MSS |



Results for any subcontracted analyses are not included in this section.

ENTHALPY ANALYTICAL

# Analysis Results for 553208

| 553208-001 Analyte | Result | Qual | Units | RL | MDL | DF | Batch | Prepared | Analyzed | Chemist |
|---|---|---|---|---|---|---|---|---|---|---|
| Pentachlorophenol | ND | | ug/L | 24 | 5.4 | 0.95 | 395481 | 02/17/26 | 02/17/26 | MSS |
| Phenanthrene | ND | | ug/L | 9.5 | 2.8 | 0.95 | 395481 | 02/17/26 | 02/17/26 | MSS |
| Anthracene | ND | | ug/L | 9.5 | 2.7 | 0.95 | 395481 | 02/17/26 | 02/17/26 | MSS |
| Di-n-butylphthalate | ND | | ug/L | 9.5 | 2.9 | 0.95 | 395481 | 02/17/26 | 02/17/26 | MSS |
| Fluoranthene | ND | | ug/L | 9.5 | 2.7 | 0.95 | 395481 | 02/17/26 | 02/17/26 | MSS |
| Benzidine | ND | | ug/L | 48 | 18 | 0.95 | 395481 | 02/17/26 | 02/17/26 | MSS |
| Pyrene | ND | | ug/L | 9.5 | 2.6 | 0.95 | 395481 | 02/17/26 | 02/17/26 | MSS |
| Butylbenzylphthalate | ND | | ug/L | 9.5 | 3.5 | 0.95 | 395481 | 02/17/26 | 02/17/26 | MSS |
| 3,3'-Dichlorobenzidine | ND | | ug/L | 24 | 4.9 | 0.95 | 395481 | 02/17/26 | 02/17/26 | MSS |
| Benzo(a)anthracene | ND | | ug/L | 9.5 | 2.3 | 0.95 | 395481 | 02/17/26 | 02/17/26 | MSS |
| Chrysene | ND | | ug/L | 9.5 | 2.4 | 0.95 | 395481 | 02/17/26 | 02/17/26 | MSS |
| bis(2-Ethylhexyl)phthalate | ND | | ug/L | 9.5 | 3.2 | 0.95 | 395481 | 02/17/26 | 02/17/26 | MSS |
| Di-n-octylphthalate | ND | | ug/L | 9.5 | 4.5 | 0.95 | 395481 | 02/17/26 | 02/17/26 | MSS |
| Benzo(b)fluoranthene | ND | | ug/L | 9.5 | 2.9 | 0.95 | 395481 | 02/17/26 | 02/17/26 | MSS |
| Benzo(k)fluoranthene | ND | | ug/L | 9.5 | 3.0 | 0.95 | 395481 | 02/17/26 | 02/17/26 | MSS |
| Benzo(a)pyrene | ND | | ug/L | 9.5 | 3.0 | 0.95 | 395481 | 02/17/26 | 02/17/26 | MSS |
| Indeno(1,2,3-cd)pyrene | ND | | ug/L | 9.5 | 4.0 | 0.95 | 395481 | 02/17/26 | 02/17/26 | MSS |
| Dibenz(a,h)anthracene | ND | | ug/L | 9.5 | 4.0 | 0.95 | 395481 | 02/17/26 | 02/17/26 | MSS |
| Benzo(g,h,i)perylene | ND | | ug/L | 9.5 | 3.9 | 0.95 | 395481 | 02/17/26 | 02/17/26 | MSS |
| **Surrogates** | | | | **Limits** | | | | | | |
| 2-Fluorophenol | 36% | | %REC | 15-120 | | 0.95 | 395481 | 02/17/26 | 02/17/26 | MSS |
| Phenol-d6 | 27% | | %REC | 15-120 | | 0.95 | 395481 | 02/17/26 | 02/17/26 | MSS |
| 2,4,6-Tribromophenol | 90% | | %REC | 15-140 | | 0.95 | 395481 | 02/17/26 | 02/17/26 | MSS |
| Nitrobenzene-d5 | 55% | | %REC | 15-123 | | 0.95 | 395481 | 02/17/26 | 02/17/26 | MSS |
| 2-Fluorobiphenyl | 56% | | %REC | 15-120 | | 0.95 | 395481 | 02/17/26 | 02/17/26 | MSS |
| Terphenyl-d14 | 74% | | %REC | 15-120 | | 0.95 | 395481 | 02/17/26 | 02/17/26 | MSS |
| Method: SM 4500-CN-E<br>Prep Method: METHOD | | | | | | | | | | |
| Cyanide | ND | | mg/L | 0.0050 | 0.0017 | 0.5 | 395536 | 02/17/26 | 02/18/26 | JAK |
| Method: SM 4500-P-B5-E | | | | | | | | | | |
| Phosphorus | **0.52** | | mg/L | 0.020 | 0.014 | 1 | 395220 | 02/18/26 | 02/18/26 | RDL |
| Method: SM 4500-S2-D<br>Prep Method: METHOD | | | | | | | | | | |
| Sulfide | ND | | mg/L | 0.10 | | 1 | 395526 | 02/17/26 | 02/17/26 | LVL |
| Method: SM 5310B<br>Prep Method: SM 5310B | | | | | | | | | | |
| Total Organic Carbon | **27** | | mg/L | 1.0 | 0.49 | 1 | 395528 | 02/17/26 | 02/17/26 | BDR |
| Method: SM 9221B<br>Prep Method: METHOD | | | | | | | | | | |
| Coliform, Total | **>1,600** | H | MPN/100ml | 1.8 | | 1 | 395589 | 02/17/26 14:26 | 02/20/26 12:56 | LXT |
| Method: SM 9221F | | | | | | | | | | |
| Coliform, E. Coli | **240** | H | MPN/100ml | 1.8 | | 1 | 395589 | 02/17/26 14:26 | 02/20/26 12:56 | LXT |
| Method: SM2130B | | | | | | | | | | |
| Turbidity | **240** | | NTU | 0.20 | 0.12 | 1 | 395530 | 02/17/26 14:07 | 02/17/26 14:07 | TRR |
| Method: SM2320B<br>Prep Method: METHOD | | | | | | | | | | |
| Bicarbonate | **170** | | mg/L | 3.0 | | 1.3 | 395653 | 02/18/26 | 02/18/26 | WWC |
| Alkalinity, Total as CaCO3 | **150** | | mg/L | 2.5 | | 1.3 | 395653 | 02/18/26 | 02/18/26 | WWC |



Results for any subcontracted analyses are not included in this section.

# Analysis Results for 553208

| 553208-001 Analyte | Result | Qual | Units | RL | MDL | DF | Batch | Prepared | Analyzed | Chemist |
|---|---|---|---|---|---|---|---|---|---|---|
| Method: SM2510B<br>Prep Method: METHOD | | | | | | | | | | |
| Specific Conductance | **780** | | umhos/cm | 1.0 | | 1 | 395466 | 02/16/26 | 02/16/26 | AAB |
| Method: SM2540C<br>Prep Method: METHOD | | | | | | | | | | |
| Total Dissolved Solids | **560** | | mg/L | 20 | | 2 | 395465 | 02/16/26 | 02/18/26 | AAB |
| Method: SM2540D<br>Prep Method: METHOD | | | | | | | | | | |
| Total Suspended Solids | **280** | | mg/L | 0.5 | | 1 | 395502 | 02/17/26 | 02/17/26 | JAG |
| Method: SM5210B<br>Prep Method: METHOD | | | | | | | | | | |
| Biochemical Oxygen Demand | **5.1** | BOD5 | mg/L | 3.0 | | 1 | 395456 | 02/16/26 19:13 | 02/21/26 15:25 | AAB |
| Method: SM5220D<br>Prep Method: SM 5220D | | | | | | | | | | |
| Chemical Oxygen Demand | **72** | | mg/L | 4.0 | 2.0 | 1 | 395517 | 02/17/26 | 02/17/26 | RDL |

| | |
|---|---|
| * | Value is outside QC limits |
| > | Value exceeds indicated concentration |
| BOD5 | Estimated result, under-depleted, highest volume replicate reported |
| H | Holding time was exceeded |
| J | Estimated value |
| ND | Not Detected |



Results for any subcontracted analyses are not included in this section.

ENTHALPY ANALYTICAL

# Batch QC

| Type: Blank | Lab ID: QC1341120 | Batch: 395496 |
|---|---|---|
| Matrix: Water | Method: EPA 1664A | Prep Method: METHOD |

| QC1341120 Analyte | Result | Qual | Units | RL | MDL | Prepared | Analyzed |
|---|---|---|---|---|---|---|---|
| Total Oil and Grease | ND | | mg/L | 5.0 | 0.97 | 02/17/26 | 02/18/26 |

| Type: Lab Control Sample | Lab ID: QC1341121 | Batch: 395496 |
|---|---|---|
| Matrix: Water | Method: EPA 1664A | Prep Method: METHOD |

| QC1341121 Analyte | Result | Spiked | Units | Recovery | Qual | Limits |
|---|---|---|---|---|---|---|
| Total Oil and Grease | 36.30 | 40.00 | mg/L | 91% | | 78-114 |

| Type: Lab Control Sample Duplicate | Lab ID: QC1341122 | Batch: 395496 |
|---|---|---|
| Matrix: Water | Method: EPA 1664A | Prep Method: METHOD |

| QC1341122 Analyte | Result | Spiked | Units | Recovery | Qual | Limits | RPD | RPD Lim |
|---|---|---|---|---|---|---|---|---|
| Total Oil and Grease | 36.10 | 40.00 | mg/L | 90% | | 78-114 | 1 | 18 |

| Type: Blank | Lab ID: QC1341116 | Batch: 395497 |
|---|---|---|
| Matrix: Water | Method: EPA 200.7 | Prep Method: EPA 3015A |

| QC1341116 Analyte | Result | Qual | Units | RL | MDL | Prepared | Analyzed |
|---|---|---|---|---|---|---|---|
| Calcium | 0.22 | | mg/L | 0.10 | 0.0095 | 02/17/26 | 02/17/26 |
| Magnesium | ND | | mg/L | 0.10 | 0.017 | 02/17/26 | 02/17/26 |
| Potassium | 0.90 | | mg/L | 0.50 | 0.20 | 02/17/26 | 02/17/26 |
| Sodium | 2.9 | | mg/L | 0.50 | 0.017 | 02/17/26 | 02/18/26 |

| Type: Lab Control Sample | Lab ID: QC1341117 | Batch: 395497 |
|---|---|---|
| Matrix: Water | Method: EPA 200.7 | Prep Method: EPA 3015A |

| QC1341117 Analyte | Result | Spiked | Units | Recovery | Qual | Limits |
|---|---|---|---|---|---|---|
| Calcium | 18.51 | 20.40 | mg/L | 91% | | 85-115 |
| Magnesium | 18.74 | 20.40 | mg/L | 92% | | 85-115 |
| Potassium | 21.10 | 24.00 | mg/L | 88% | | 85-115 |
| Sodium | 20.18 | 20.40 | mg/L | 99% | | 85-115 |

| Type: Matrix Spike | Lab ID: QC1341118 | Batch: 395497 |
|---|---|---|
| Matrix (Source ID): Water (552611-002) | Method: EPA 200.7 | Prep Method: EPA 3015A |

| QC1341118 Analyte | Result | Source Sample Result | Spiked | Units | Recovery | Qual | Limits | DF |
|---|---|---|---|---|---|---|---|---|
| Calcium | 135.0 | 118.5 | 20.40 | mg/L | 81% | NM | 75-125 | 1 |
| Magnesium | 38.88 | 21.34 | 20.40 | mg/L | 86% | | 75-125 | 1 |
| Potassium | 36.60 | 16.16 | 24.00 | mg/L | 85% | | 75-125 | 1 |
| Sodium | 147.0 | 130.4 | 20.40 | mg/L | 81% | NM | 75-125 | 1 |

ENTHALPY ANALYTICAL

# Batch QC

| Type: | Matrix Spike Duplicate | Lab ID: | QC1341119 | Batch: | 395497 |
|---|---|---|---|---|---|
| Matrix (Source ID): | Water (552611-002) | Method: | EPA 200.7 | Prep Method: | EPA 3015A |

| QC1341119 Analyte | Result | Source Sample Result | Spiked | Units | Recovery | Qual | Limits | RPD | RPD Lim | DF |
|---|---|---|---|---|---|---|---|---|---|---|
| Calcium | 136.9 | 118.5 | 20.40 | mg/L | 90% | NM | 75-125 | 1 | 20 | 1 |
| Magnesium | 40.40 | 21.34 | 20.40 | mg/L | 93% | | 75-125 | 4 | 20 | 1 |
| Potassium | 38.12 | 16.16 | 24.00 | mg/L | 92% | | 75-125 | 4 | 20 | 1 |
| Sodium | 148.8 | 130.4 | 20.40 | mg/L | 91% | NM | 75-125 | 1 | 20 | 1 |

| Type: | Serial Dilution | Lab ID: | QC1341214 | Batch: | 395497 |
|---|---|---|---|---|---|
| Matrix (Source ID): | Water (552611-002) | Method: | EPA 200.7 | Prep Method: | EPA 3015A |

| QC1341214 Analyte | Result | Source Sample Result | Units | Qual | RPD | RPD Lim | DF |
|---|---|---|---|---|---|---|---|
| Calcium | 126.9 | 118.5 | mg/L | | | | 5 |
| Magnesium | 22.86 | 21.34 | mg/L | | | | 5 |
| Potassium | 16.66 | 16.16 | mg/L | | | | 5 |
| Sodium | 140.3 | 130.4 | mg/L | | | | 5 |

| Type: | Blank | Lab ID: | QC1341496 | Batch: | 395627 |
|---|---|---|---|---|---|
| Matrix: | Water | Method: | EPA 200.7 | Prep Method: | EPA 3015A |

| QC1341496 Analyte | Result | Qual | Units | RL | MDL | Prepared | Analyzed |
|---|---|---|---|---|---|---|---|
| Iron | ND | | mg/L | 0.020 | 0.017 | 02/18/26 | 02/18/26 |

| Type: | Lab Control Sample | Lab ID: | QC1341497 | Batch: | 395627 |
|---|---|---|---|---|---|
| Matrix: | Water | Method: | EPA 200.7 | Prep Method: | EPA 3015A |

| QC1341497 Analyte | Result | Spiked | Units | Recovery | Qual | Limits |
|---|---|---|---|---|---|---|
| Iron | 0.3638 | 0.4000 | mg/L | 91% | | 85-115 |

| Type: | Matrix Spike | Lab ID: | QC1341498 | Batch: | 395627 |
|---|---|---|---|---|---|
| Matrix (Source ID): | Water (553258-001) | Method: | EPA 200.7 | Prep Method: | EPA 3015A |

| QC1341498 Analyte | Result | Source Sample Result | Spiked | Units | Recovery | Qual | Limits | DF |
|---|---|---|---|---|---|---|---|---|
| Iron | 0.5404 | 0.1591 | 0.4000 | mg/L | 95% | | 75-125 | 1 |

| Type: | Matrix Spike Duplicate | Lab ID: | QC1341499 | Batch: | 395627 |
|---|---|---|---|---|---|
| Matrix (Source ID): | Water (553258-001) | Method: | EPA 200.7 | Prep Method: | EPA 3015A |

| QC1341499 Analyte | Result | Source Sample Result | Spiked | Units | Recovery | Qual | Limits | RPD | RPD Lim | DF |
|---|---|---|---|---|---|---|---|---|---|---|
| Iron | 0.5460 | 0.1591 | 0.4000 | mg/L | 97% | | 75-125 | 1 | 20 | 1 |

ENTHALPY ANALYTICAL

# Batch QC

| | | | | | |
|---|---|---|---|---|---|
| **Type:** | **Serial Dilution** | **Lab ID:** | **QC1341543** | **Batch:** | **395627** |
| **Matrix (Source ID):** | **Water (553258-001)** | **Method:** | **EPA 200.7** | **Prep Method:** | **EPA 3015A** |

| QC1341543 Analyte | Result | Source Sample Result | Units | Qual | RPD | RPD Lim | DF |
|---|---|---|---|---|---|---|---|
| Iron | 0.1572 | 0.1591 | mg/L | | | | 5 |

| | | | | | |
|---|---|---|---|---|---|
| **Type:** | **Blank** | **Lab ID:** | **QC1341220** | **Batch:** | **395533** |
| **Matrix:** | **Water** | **Method:** | **EPA 200.8** | **Prep Method:** | **EPA 3015A** |

| QC1341220 Analyte | Result | Qual | Units | RL | MDL | Prepared | Analyzed |
|---|---|---|---|---|---|---|---|
| Antimony | ND | | ug/L | 2.0 | 1.0 | 02/17/26 | 02/17/26 |
| Arsenic | ND | | ug/L | 2.0 | 0.27 | 02/17/26 | 02/17/26 |
| Barium | ND | | ug/L | 5.0 | 0.44 | 02/17/26 | 02/17/26 |
| Beryllium | ND | | ug/L | 1.0 | 0.060 | 02/17/26 | 02/17/26 |
| Boron | ND | | ug/L | 10 | 7.7 | 02/17/26 | 02/17/26 |
| Cadmium | ND | | ug/L | 1.0 | 0.072 | 02/17/26 | 02/17/26 |
| Chromium | ND | | ug/L | 5.0 | 0.43 | 02/17/26 | 02/17/26 |
| Cobalt | ND | | ug/L | 1.0 | 0.090 | 02/17/26 | 02/17/26 |
| Copper | ND | | ug/L | 3.0 | 0.96 | 02/17/26 | 02/17/26 |
| Lead | ND | | ug/L | 5.0 | 0.23 | 02/17/26 | 02/17/26 |
| Manganese | ND | | ug/L | 10 | 3.8 | 02/17/26 | 02/17/26 |
| Nickel | ND | | ug/L | 5.0 | 1.3 | 02/17/26 | 02/17/26 |
| Selenium | ND | | ug/L | 2.0 | 1.9 | 02/17/26 | 02/17/26 |
| Silver | ND | | ug/L | 5.0 | 0.37 | 02/17/26 | 02/17/26 |
| Thallium | ND | | ug/L | 1.0 | 0.25 | 02/17/26 | 02/17/26 |
| Tin | ND | | ug/L | 5.0 | 1.5 | 02/17/26 | 02/17/26 |
| Vanadium | ND | | ug/L | 5.0 | 0.36 | 02/17/26 | 02/17/26 |
| Zinc | ND | | ug/L | 10 | 7.6 | 02/17/26 | 02/17/26 |

ENTHALPY ANALYTICAL

# Batch QC

| Type: Lab Control Sample | Lab ID: QC1341221 | Batch: 395533 |
|---|---|---|
| Matrix: Water | Method: EPA 200.8 | Prep Method: EPA 3015A |

| QC1341221 Analyte | Result | Spiked | Units | Recovery | Qual | Limits |
|---|---|---|---|---|---|---|
| Antimony | 105.6 | 100.0 | ug/L | 106% | | 85-115 |
| Arsenic | 98.43 | 100.0 | ug/L | 98% | | 85-115 |
| Barium | 98.00 | 100.0 | ug/L | 98% | | 85-115 |
| Beryllium | 95.79 | 100.0 | ug/L | 96% | | 85-115 |
| Boron | 87.05 | 100.0 | ug/L | 87% | | 85-115 |
| Cadmium | 98.83 | 100.0 | ug/L | 99% | | 85-115 |
| Chromium | 98.07 | 100.0 | ug/L | 98% | | 85-115 |
| Cobalt | 98.09 | 100.0 | ug/L | 98% | | 85-115 |
| Copper | 97.18 | 100.0 | ug/L | 97% | | 85-115 |
| Lead | 96.42 | 100.0 | ug/L | 96% | | 85-115 |
| Manganese | 99.67 | 100.0 | ug/L | 100% | | 85-115 |
| Nickel | 99.03 | 100.0 | ug/L | 99% | | 85-115 |
| Selenium | 96.10 | 100.0 | ug/L | 96% | | 85-115 |
| Silver | 48.82 | 50.00 | ug/L | 98% | | 85-115 |
| Thallium | 96.69 | 100.0 | ug/L | 97% | | 85-115 |
| Tin | 94.22 | 100.0 | ug/L | 94% | | 85-115 |
| Vanadium | 98.58 | 100.0 | ug/L | 99% | | 85-115 |
| Zinc | 97.50 | 100.0 | ug/L | 97% | | 85-115 |

| Type: Matrix Spike | Lab ID: QC1341234 | Batch: 395533 |
|---|---|---|
| Matrix (Source ID): Water (553180-001) | Method: EPA 200.8 | Prep Method: EPA 3015A |

| QC1341234 Analyte | Result | Source Sample Result | Spiked | Units | Recovery | Qual | Limits | DF |
|---|---|---|---|---|---|---|---|---|
| Antimony | 116.7 | 6.968 | 100.0 | ug/L | 110% | | 70-130 | 10 |
| Arsenic | 101.4 | 3.322 | 100.0 | ug/L | 98% | | 70-130 | 10 |
| Barium | 964.1 | 814.0 | 100.0 | ug/L | 150% | NM | 70-130 | 10 |
| Beryllium | 102.2 | ND | 100.0 | ug/L | 102% | | 70-130 | 10 |
| Boron | 329.1 | 205.2 | 100.0 | ug/L | 124% | NM | 70-130 | 10 |
| Cadmium | 104.2 | 1.633 | 100.0 | ug/L | 103% | | 70-130 | 10 |
| Chromium | 105.9 | 6.860 | 100.0 | ug/L | 99% | | 70-130 | 10 |
| Cobalt | 99.19 | 1.546 | 100.0 | ug/L | 98% | | 70-130 | 10 |
| Copper | 368.2 | 271.6 | 100.0 | ug/L | 97% | | 70-130 | 10 |
| Lead | 145.5 | 40.05 | 100.0 | ug/L | 105% | | 70-130 | 10 |
| Manganese | 180.9 | 78.49 | 100.0 | ug/L | 102% | | 70-130 | 10 |
| Nickel | 117.6 | 16.29 | 100.0 | ug/L | 101% | | 70-130 | 10 |
| Selenium | 89.36 | ND | 100.0 | ug/L | 89% | | 70-130 | 10 |
| Silver | 50.83 | ND | 50.00 | ug/L | 102% | | 70-130 | 10 |
| Thallium | 100.1 | ND | 100.0 | ug/L | 100% | | 70-130 | 10 |
| Tin | 112.1 | 2.309 | 100.0 | ug/L | 110% | | 70-130 | 10 |
| Vanadium | 104.1 | 3.427 | 100.0 | ug/L | 101% | | 70-130 | 10 |
| Zinc | 637.9 | 538.9 | 100.0 | ug/L | 99% | NM | 70-130 | 10 |

ENTHALPY ANALYTICAL

# Batch QC

| Type: | Matrix Spike Duplicate | Lab ID: | QC1341235 | Batch: | 395533 |
|---|---|---|---|---|---|
| Matrix (Source ID): | Water (553180-001) | Method: | EPA 200.8 | Prep Method: | EPA 3015A |

| QC1341235 Analyte | Result | Source Sample Result | Spiked | Units | Recovery | Qual | Limits | RPD | RPD Lim | DF |
|---|---|---|---|---|---|---|---|---|---|---|
| Antimony | 109.6 | 6.968 | 100.0 | ug/L | 103% | | 70-130 | 6 | 20 | 10 |
| Arsenic | 97.31 | 3.322 | 100.0 | ug/L | 94% | | 70-130 | 4 | 20 | 10 |
| Barium | 922.2 | 814.0 | 100.0 | ug/L | 108% | NM | 70-130 | 4 | 20 | 10 |
| Beryllium | 92.98 | ND | 100.0 | ug/L | 93% | | 70-130 | 9 | 20 | 10 |
| Boron | 323.2 | 205.2 | 100.0 | ug/L | 118% | NM | 70-130 | 2 | 20 | 10 |
| Cadmium | 96.79 | 1.633 | 100.0 | ug/L | 95% | | 70-130 | 7 | 20 | 10 |
| Chromium | 101.2 | 6.860 | 100.0 | ug/L | 94% | | 70-130 | 5 | 20 | 10 |
| Cobalt | 96.20 | 1.546 | 100.0 | ug/L | 95% | | 70-130 | 3 | 20 | 10 |
| Copper | 366.2 | 271.6 | 100.0 | ug/L | 95% | | 70-130 | 1 | 20 | 10 |
| Lead | 134.0 | 40.05 | 100.0 | ug/L | 94% | | 70-130 | 8 | 20 | 10 |
| Manganese | 194.1 | 78.49 | 100.0 | ug/L | 116% | | 70-130 | 7 | 20 | 10 |
| Nickel | 113.7 | 16.29 | 100.0 | ug/L | 97% | | 70-130 | 3 | 20 | 10 |
| Selenium | 87.64 | ND | 100.0 | ug/L | 88% | | 70-130 | 2 | 20 | 10 |
| Silver | 45.79 | ND | 50.00 | ug/L | 92% | | 70-130 | 10 | 20 | 10 |
| Thallium | 96.03 | ND | 100.0 | ug/L | 96% | | 70-130 | 4 | 20 | 10 |
| Tin | 105.4 | 2.309 | 100.0 | ug/L | 103% | | 70-130 | 6 | 20 | 10 |
| Vanadium | 98.21 | 3.427 | 100.0 | ug/L | 95% | | 70-130 | 6 | 20 | 10 |
| Zinc | 657.3 | 538.9 | 100.0 | ug/L | 118% | NM | 70-130 | 3 | 20 | 10 |

| Type: | Matrix Spike | Lab ID: | QC1341236 | Batch: | 395533 |
|---|---|---|---|---|---|
| Matrix (Source ID): | Water (553180-002) | Method: | EPA 200.8 | Prep Method: | EPA 3015A |

| QC1341236 Analyte | Result | Source Sample Result | Spiked | Units | Recovery | Qual | Limits | DF |
|---|---|---|---|---|---|---|---|---|
| Antimony | 113.0 | 4.489 | 100.0 | ug/L | 108% | | 70-130 | 10 |
| Arsenic | 100.2 | 1.647 | 100.0 | ug/L | 99% | | 70-130 | 10 |
| Barium | 440.0 | 340.4 | 100.0 | ug/L | 100% | | 70-130 | 10 |
| Beryllium | 100.9 | ND | 100.0 | ug/L | 101% | | 70-130 | 10 |
| Boron | 244.3 | 151.2 | 100.0 | ug/L | 93% | | 70-130 | 10 |
| Cadmium | 97.02 | ND | 100.0 | ug/L | 97% | | 70-130 | 10 |
| Chromium | 100.7 | 2.456 | 100.0 | ug/L | 98% | | 70-130 | 10 |
| Cobalt | 95.79 | 0.2770 | 100.0 | ug/L | 96% | | 70-130 | 10 |
| Copper | 97.87 | 11.93 | 100.0 | ug/L | 86% | | 70-130 | 10 |
| Lead | 101.7 | 3.559 | 100.0 | ug/L | 98% | | 70-130 | 10 |
| Manganese | 124.9 | 25.62 | 100.0 | ug/L | 99% | | 70-130 | 10 |
| Nickel | 98.75 | 2.124 | 100.0 | ug/L | 97% | | 70-130 | 10 |
| Selenium | 80.07 | ND | 100.0 | ug/L | 80% | | 70-130 | 10 |
| Silver | 47.63 | ND | 50.00 | ug/L | 95% | | 70-130 | 10 |
| Thallium | 98.31 | ND | 100.0 | ug/L | 98% | | 70-130 | 10 |
| Tin | 94.55 | ND | 100.0 | ug/L | 95% | | 70-130 | 10 |
| Vanadium | 98.69 | 0.9450 | 100.0 | ug/L | 98% | | 70-130 | 10 |
| Zinc | 154.9 | 46.01 | 100.0 | ug/L | 109% | | 70-130 | 10 |

ENTHALPY ANALYTICAL

# Batch QC

| Type: | Matrix Spike Duplicate | Lab ID: | QC1341237 | Batch: | 395533 |
|---|---|---|---|---|---|
| Matrix (Source ID): | Water (553180-002) | Method: | EPA 200.8 | Prep Method: | EPA 3015A |

| QC1341237 Analyte | Result | Source Sample Result | Spiked | Units | Recovery | Qual | Limits | RPD | RPD Lim | DF |
|---|---|---|---|---|---|---|---|---|---|---|
| Antimony | 106.8 | 4.489 | 100.0 | ug/L | 102% | | 70-130 | 6 | 20 | 10 |
| Arsenic | 102.2 | 1.647 | 100.0 | ug/L | 101% | | 70-130 | 2 | 20 | 10 |
| Barium | 436.0 | 340.4 | 100.0 | ug/L | 96% | | 70-130 | 1 | 20 | 10 |
| Beryllium | 95.08 | ND | 100.0 | ug/L | 95% | | 70-130 | 6 | 20 | 10 |
| Boron | 240.9 | 151.2 | 100.0 | ug/L | 90% | | 70-130 | 1 | 20 | 10 |
| Cadmium | 94.94 | ND | 100.0 | ug/L | 95% | | 70-130 | 2 | 20 | 10 |
| Chromium | 97.30 | 2.456 | 100.0 | ug/L | 95% | | 70-130 | 3 | 20 | 10 |
| Cobalt | 97.95 | 0.2770 | 100.0 | ug/L | 98% | | 70-130 | 2 | 20 | 10 |
| Copper | 103.4 | 11.93 | 100.0 | ug/L | 91% | | 70-130 | 6 | 20 | 10 |
| Lead | 100.3 | 3.559 | 100.0 | ug/L | 97% | | 70-130 | 1 | 20 | 10 |
| Manganese | 125.1 | 25.62 | 100.0 | ug/L | 99% | | 70-130 | 0 | 20 | 10 |
| Nickel | 99.69 | 2.124 | 100.0 | ug/L | 98% | | 70-130 | 1 | 20 | 10 |
| Selenium | 92.10 | ND | 100.0 | ug/L | 92% | | 70-130 | 14 | 20 | 10 |
| Silver | 48.75 | ND | 50.00 | ug/L | 98% | | 70-130 | 2 | 20 | 10 |
| Thallium | 96.93 | ND | 100.0 | ug/L | 97% | | 70-130 | 1 | 20 | 10 |
| Tin | 96.27 | ND | 100.0 | ug/L | 96% | | 70-130 | 2 | 20 | 10 |
| Vanadium | 99.16 | 0.9450 | 100.0 | ug/L | 98% | | 70-130 | 0 | 20 | 10 |
| Zinc | 149.7 | 46.01 | 100.0 | ug/L | 104% | | 70-130 | 3 | 20 | 10 |

| Type: | Blank | Lab ID: | QC1341089 | Batch: | 395489 |
|---|---|---|---|---|---|
| Matrix: | Water | Method: | EPA 245.1 | Prep Method: | EPA 245.1 |

| QC1341089 Analyte | Result | Qual | Units | RL | MDL | Prepared | Analyzed |
|---|---|---|---|---|---|---|---|
| Mercury | ND | | ug/L | 0.40 | 0.091 | 02/17/26 | 02/17/26 |

| Type: | Lab Control Sample | Lab ID: | QC1341090 | Batch: | 395489 |
|---|---|---|---|---|---|
| Matrix: | Water | Method: | EPA 245.1 | Prep Method: | EPA 245.1 |

| QC1341090 Analyte | Result | Spiked | Units | Recovery | Qual | Limits |
|---|---|---|---|---|---|---|
| Mercury | 4.840 | 5.000 | ug/L | 97% | | 85-115 |

| Type: | Matrix Spike | Lab ID: | QC1341091 | Batch: | 395489 |
|---|---|---|---|---|---|
| Matrix (Source ID): | Water (553001-001) | Method: | EPA 245.1 | Prep Method: | EPA 245.1 |

| QC1341091 Analyte | Result | Source Sample Result | Spiked | Units | Recovery | Qual | Limits | DF |
|---|---|---|---|---|---|---|---|---|
| Mercury | 2.199 | ND | 5.000 | ug/L | 44% | * | 75-125 | 1 |

ENTHALPY ANALYTICAL

# Batch QC

| Type: | Matrix Spike Duplicate | Lab ID: | QC1341092 | Batch: | 395489 |
|---|---|---|---|---|---|
| Matrix (Source ID): | Water (553001-001) | Method: | EPA 245.1 | Prep Method: | EPA 245.1 |

| QC1341092 Analyte | Result | Source Sample Result | Spiked | Units | Recovery | Qual | Limits | RPD | RPD Lim | DF |
|---|---|---|---|---|---|---|---|---|---|---|
| Mercury | 2.204 | ND | 5.000 | ug/L | 44% | * | 75-125 | 0 | 20 | 1 |

| Type: | Matrix Spike | Lab ID: | QC1341093 | Batch: | 395489 |
|---|---|---|---|---|---|
| Matrix (Source ID): | Water (553206-002) | Method: | EPA 245.1 | Prep Method: | EPA 245.1 |

| QC1341093 Analyte | Result | Source Sample Result | Spiked | Units | Recovery | Qual | Limits | DF |
|---|---|---|---|---|---|---|---|---|
| Mercury | 859.4 | ND | 1000 | ug/L | 86% | | 75-125 | 200 |

| Type: | Matrix Spike Duplicate | Lab ID: | QC1341094 | Batch: | 395489 |
|---|---|---|---|---|---|
| Matrix (Source ID): | Water (553206-002) | Method: | EPA 245.1 | Prep Method: | EPA 245.1 |

| QC1341094 Analyte | Result | Source Sample Result | Spiked | Units | Recovery | Qual | Limits | RPD | RPD Lim | DF |
|---|---|---|---|---|---|---|---|---|---|---|
| Mercury | 878.7 | ND | 1000 | ug/L | 88% | | 75-125 | 2 | 20 | 200 |

| Type: | Blank | Lab ID: | QC1341047 | Batch: | 395480 |
|---|---|---|---|---|---|
| Matrix: | Water | Method: | EPA 300.0 | Prep Method: | METHOD |

| QC1341047 Analyte | Result | Qual | Units | RL | MDL | Prepared | Analyzed |
|---|---|---|---|---|---|---|---|
| Fluoride | ND | | mg/L | 0.20 | 0.062 | 02/17/26 08:39 | 02/17/26 10:55 |
| Chloride | ND | | mg/L | 1.0 | 0.27 | 02/17/26 08:39 | 02/17/26 10:55 |
| Nitrogen, Nitrite | ND | | mg/L | 0.10 | 0.01 | 02/17/26 08:39 | 02/17/26 10:55 |
| Bromide | ND | | mg/L | 0.30 | 0.049 | 02/17/26 08:39 | 02/17/26 10:55 |
| Nitrogen, Nitrate | ND | | mg/L | 0.10 | 0.05 | 02/17/26 08:39 | 02/17/26 10:55 |
| Sulfate | ND | | mg/L | 1.0 | 0.26 | 02/17/26 08:39 | 02/17/26 10:55 |

| Type: | Lab Control Sample | Lab ID: | QC1341048 | Batch: | 395480 |
|---|---|---|---|---|---|
| Matrix: | Water | Method: | EPA 300.0 | Prep Method: | METHOD |

| QC1341048 Analyte | Result | Spiked | Units | Recovery | Qual | Limits |
|---|---|---|---|---|---|---|
| Fluoride | 9.808 | 10.00 | mg/L | 98% | | 90-110 |
| Chloride | 47.55 | 50.00 | mg/L | 95% | | 90-110 |
| Nitrogen, Nitrite | 4.461 | 4.567 | mg/L | 98% | | 90-110 |
| Bromide | 15.03 | 15.00 | mg/L | 100% | | 90-110 |
| Nitrogen, Nitrate | 4.517 | 4.518 | mg/L | 100% | | 90-110 |
| Sulfate | 25.16 | 25.00 | mg/L | 101% | | 90-110 |

ENTHALPY ANALYTICAL

# Batch QC

| | | | | | |
|---|---|---|---|---|---|
| **Type:** | **Matrix Spike** | **Lab ID:** | **QC1341051** | **Batch:** | **395480** |
| **Matrix (Source ID):** | **Water (552255-001)** | **Method:** | **EPA 300.0** | **Prep Method:** | **METHOD** |

| QC1341051 Analyte | Result | Source Sample Result | Spiked | Units | Recovery | Qual | Limits | DF |
|---|---|---|---|---|---|---|---|---|
| Fluoride | 7.736 | ND | 20.00 | mg/L | 39% | * | 80-129 | 1 |
| Chloride | 399.6 | 328.3 | 100.0 | mg/L | 71% | E,* | 80-123 | 1 |
| Nitrogen, Nitrite | 8.773 | 0.03079 | 9.134 | mg/L | 96% | | 80-122 | 1 |
| Bromide | 18.38 | 2.839 | 15.00 | mg/L | 104% | | 80-121 | 1 |
| Nitrogen, Nitrate | 9.511 | ND | 9.036 | mg/L | 105% | | 80-123 | 1 |
| Sulfate | 57.34 | 5.199 | 50.00 | mg/L | 104% | | 79-124 | 1 |

| | | | | | |
|---|---|---|---|---|---|
| **Type:** | **Matrix Spike Duplicate** | **Lab ID:** | **QC1341052** | **Batch:** | **395480** |
| **Matrix (Source ID):** | **Water (552255-001)** | **Method:** | **EPA 300.0** | **Prep Method:** | **METHOD** |

| QC1341052 Analyte | Result | Source Sample Result | Spiked | Units | Recovery | Qual | Limits | RPD | RPD Lim | DF |
|---|---|---|---|---|---|---|---|---|---|---|
| Fluoride | 7.458 | ND | 20.00 | mg/L | 37% | * | 80-129 | 4 | 21 | 1 |
| Chloride | 398.0 | 328.3 | 100.0 | mg/L | 70% | E,* | 80-123 | | 20 | 1 |
| Nitrogen, Nitrite | 8.484 | 0.03079 | 9.134 | mg/L | 93% | | 80-122 | 3 | 21 | 1 |
| Bromide | 17.94 | 2.839 | 15.00 | mg/L | 101% | | 80-121 | 2 | 20 | 1 |
| Nitrogen, Nitrate | 9.424 | ND | 9.036 | mg/L | 104% | | 80-123 | 1 | 20 | 1 |
| Sulfate | 55.75 | 5.199 | 50.00 | mg/L | 101% | | 79-124 | 3 | 20 | 1 |

| | | | | | |
|---|---|---|---|---|---|
| **Type:** | **Blank** | **Lab ID:** | **QC1341095** | **Batch:** | **395490** |
| **Matrix:** | **Water** | **Method:** | **EPA 350.1** | **Prep Method:** | **METHOD** |

| QC1341095 Analyte | Result | Qual | Units | RL | MDL | Prepared | Analyzed |
|---|---|---|---|---|---|---|---|
| Ammonia-N | ND | | mg/L | 0.10 | 0.068 | 02/17/26 | 02/17/26 |

| | | | | | |
|---|---|---|---|---|---|
| **Type:** | **Lab Control Sample** | **Lab ID:** | **QC1341096** | **Batch:** | **395490** |
| **Matrix:** | **Water** | **Method:** | **EPA 350.1** | **Prep Method:** | **METHOD** |

| QC1341096 Analyte | Result | Spiked | Units | Recovery | Qual | Limits |
|---|---|---|---|---|---|---|
| Ammonia-N | 0.9276 | 1.000 | mg/L | 93% | | 90-110 |

| | | | | | |
|---|---|---|---|---|---|
| **Type:** | **Matrix Spike** | **Lab ID:** | **QC1341104** | **Batch:** | **395490** |
| **Matrix (Source ID):** | **Water (552451-001)** | **Method:** | **EPA 350.1** | **Prep Method:** | **SM 4500-NH3-G SD** |

| QC1341104 Analyte | Result | Source Sample Result | Spiked | Units | Recovery | Qual | Limits | DF |
|---|---|---|---|---|---|---|---|---|
| Ammonia-N | 0.9906 | ND | 1.000 | mg/L | 99% | | 90-110 | 1 |

ENTHALPY ANALYTICAL

# Batch QC

| | | | | | |
|---|---|---|---|---|---|
| **Type:** | **Matrix Spike Duplicate** | **Lab ID:** | **QC1341105** | **Batch:** | **395490** |
| **Matrix (Source ID):** | **Water (552451-001)** | **Method:** | **EPA 350.1** | **Prep Method:** | **SM 4500-NH3-G SD** |

| QC1341105 Analyte | Result | Source Sample Result | Spiked | Units | Recovery | Qual | Limits | RPD | RPD Lim | DF |
|---|---|---|---|---|---|---|---|---|---|---|
| Ammonia-N | 0.9784 | ND | 1.000 | mg/L | 98% | | 90-110 | 1 | 20 | 1 |

| | | | | | |
|---|---|---|---|---|---|
| **Type:** | **Blank** | **Lab ID:** | **QC1341160** | **Batch:** | **395514** |
| **Matrix:** | **Water** | **Method:** | **EPA 420.1** | **Prep Method:** | **METHOD** |

| QC1341160 Analyte | Result | Qual | Units | RL | MDL | Prepared | Analyzed |
|---|---|---|---|---|---|---|---|
| Total Phenolics | ND | | mg/L | 0.010 | 0.0056 | 02/17/26 | 02/17/26 |

| | | | | | |
|---|---|---|---|---|---|
| **Type:** | **Lab Control Sample** | **Lab ID:** | **QC1341161** | **Batch:** | **395514** |
| **Matrix:** | **Water** | **Method:** | **EPA 420.1** | **Prep Method:** | **METHOD** |

| QC1341161 Analyte | Result | Spiked | Units | Recovery | Qual | Limits |
|---|---|---|---|---|---|---|
| Total Phenolics | 0.07000 | 0.08000 | mg/L | 88% | | 80-120 |

| | | | | | |
|---|---|---|---|---|---|
| **Type:** | **Lab Control Sample Duplicate** | **Lab ID:** | **QC1341162** | **Batch:** | **395514** |
| **Matrix:** | **Water** | **Method:** | **EPA 420.1** | **Prep Method:** | **METHOD** |

| QC1341162 Analyte | Result | Spiked | Units | Recovery | Qual | Limits | RPD | RPD Lim |
|---|---|---|---|---|---|---|---|---|
| Total Phenolics | 0.07000 | 0.08000 | mg/L | 88% | | 80-120 | 0 | 20 |

ENTHALPY ANALYTICAL

# Batch QC

| Type: Blank | Lab ID: QC1341055 | Batch: 395481 |
|---|---|---|
| Matrix: Water | | |

| QC1341055 Analyte | Result | Qual | Units | RL | MDL | Prepared | Analyzed |
|---|---|---|---|---|---|---|---|
| Method: EPA 625.1<br>Prep Method: EPA 3510C | | | | | | | |
| a-Terpineol | ND | | ug/L | 10 | 2.1 | 02/17/26 | 02/18/26 |
| Benzoic acid | ND | | ug/L | 50 | 11 | 02/17/26 | 02/17/26 |
| 2-Methylphenol | ND | | ug/L | 10 | 3.2 | 02/17/26 | 02/17/26 |
| Pyridine | ND | | ug/L | 10 | 2.8 | 02/17/26 | 02/17/26 |
| Phenol | ND | | ug/L | 10 | 2.1 | 02/17/26 | 02/17/26 |
| Naphthalene | ND | | ug/L | 10 | 3.6 | 02/17/26 | 02/17/26 |
| 3-,4-Methylphenol | ND | | ug/L | 10 | 3.0 | 02/17/26 | 02/17/26 |
| Cresol | ND | | ug/L | 10 | | 02/17/26 | 02/17/26 |
| **Surrogates** | | | | **Limits** | | | |
| 2-Fluorophenol | 44% | | %REC | 36-95 | | 02/17/26 | 02/17/26 |
| Phenol-d6 | 28% | | %REC | 28-82 | | 02/17/26 | 02/17/26 |
| 2,4,6-Tribromophenol | 68% | | %REC | 61-140 | | 02/17/26 | 02/17/26 |
| Nitrobenzene-d5 | 83% | | %REC | 48-123 | | 02/17/26 | 02/17/26 |
| 2-Fluorobiphenyl | 64% | | %REC | 51-105 | | 02/17/26 | 02/17/26 |
| Terphenyl-d14 | 81% | | %REC | 65-117 | | 02/17/26 | 02/17/26 |
| Method: EPA 8270E<br>Prep Method: EPA 3510C | | | | | | | |
| Carbazole | ND | | ug/L | 10 | 2.8 | 02/17/26 | 02/17/26 |
| N-Nitrosodimethylamine | ND | | ug/L | 10 | 2.9 | 02/17/26 | 02/17/26 |
| Aniline | ND | | ug/L | 10 | 2.8 | 02/17/26 | 02/17/26 |
| bis(2-Chloroethyl)ether | ND | | ug/L | 25 | 3.7 | 02/17/26 | 02/17/26 |
| 2-Chlorophenol | ND | | ug/L | 10 | 3.6 | 02/17/26 | 02/17/26 |
| 1,3-Dichlorobenzene | ND | | ug/L | 10 | 3.3 | 02/17/26 | 02/17/26 |
| 1,4-Dichlorobenzene | ND | | ug/L | 10 | 3.4 | 02/17/26 | 02/17/26 |
| Benzyl alcohol | ND | | ug/L | 25 | 5.8 | 02/17/26 | 02/17/26 |
| 1,2-Dichlorobenzene | ND | | ug/L | 10 | 3.3 | 02/17/26 | 02/17/26 |
| bis(2-Chloroisopropyl) ether | ND | | ug/L | 10 | 3.8 | 02/17/26 | 02/17/26 |
| N-Nitroso-di-n-propylamine | ND | | ug/L | 10 | 3.9 | 02/17/26 | 02/17/26 |
| Hexachloroethane | ND | | ug/L | 10 | 3.0 | 02/17/26 | 02/17/26 |
| Nitrobenzene | ND | | ug/L | 25 | 8.4 | 02/17/26 | 02/17/26 |
| Isophorone | ND | | ug/L | 10 | 3.7 | 02/17/26 | 02/17/26 |
| 2-Nitrophenol | ND | | ug/L | 10 | 5.4 | 02/17/26 | 02/17/26 |
| 2,4-Dimethylphenol | ND | | ug/L | 10 | 3.2 | 02/17/26 | 02/17/26 |
| bis(2-Chloroethoxy)methane | ND | | ug/L | 10 | 3.7 | 02/17/26 | 02/17/26 |
| 2,4-Dichlorophenol | ND | | ug/L | 10 | 3.7 | 02/17/26 | 02/17/26 |
| 1,2,4-Trichlorobenzene | ND | | ug/L | 10 | 3.4 | 02/17/26 | 02/17/26 |
| 4-Chloroaniline | ND | | ug/L | 10 | 3.1 | 02/17/26 | 02/17/26 |
| Hexachlorobutadiene | ND | | ug/L | 10 | 2.2 | 02/17/26 | 02/17/26 |
| 4-Chloro-3-methylphenol | ND | | ug/L | 10 | 3.6 | 02/17/26 | 02/17/26 |
| 2-Methylnaphthalene | ND | | ug/L | 10 | 3.4 | 02/17/26 | 02/17/26 |
| Hexachlorocyclopentadiene | ND | | ug/L | 25 | 7.8 | 02/17/26 | 02/17/26 |
| 2,4,6-Trichlorophenol | ND | | ug/L | 10 | 4.1 | 02/17/26 | 02/17/26 |
| 2,4,5-Trichlorophenol | ND | | ug/L | 10 | 3.7 | 02/17/26 | 02/17/26 |
| 2-Chloronaphthalene | ND | | ug/L | 10 | 3.4 | 02/17/26 | 02/17/26 |
| 2-Nitroaniline | ND | | ug/L | 50 | 4.3 | 02/17/26 | 02/17/26 |

ENTHALPY ANALYTICAL

## Batch QC

| QC1341055 Analyte | Result | Qual | Units | RL | MDL | Prepared | Analyzed |
|---|---|---|---|---|---|---|---|
| Dimethylphthalate | ND | | ug/L | 10 | 3.4 | 02/17/26 | 02/17/26 |
| Acenaphthylene | ND | | ug/L | 10 | 3.9 | 02/17/26 | 02/17/26 |
| 2,6-Dinitrotoluene | ND | | ug/L | 10 | 4.4 | 02/17/26 | 02/17/26 |
| 3-Nitroaniline | ND | | ug/L | 10 | 4.0 | 02/17/26 | 02/17/26 |
| Acenaphthene | ND | | ug/L | 10 | 3.2 | 02/17/26 | 02/17/26 |
| 2,4-Dinitrophenol | ND | | ug/L | 50 | 15 | 02/17/26 | 02/17/26 |
| 4-Nitrophenol | ND | | ug/L | 50 | 8.5 | 02/17/26 | 02/17/26 |
| Dibenzofuran | ND | | ug/L | 10 | 3.2 | 02/17/26 | 02/17/26 |
| 2,4-Dinitrotoluene | ND | | ug/L | 10 | 4.3 | 02/17/26 | 02/17/26 |
| Diethylphthalate | ND | | ug/L | 10 | 2.9 | 02/17/26 | 02/17/26 |
| Fluorene | ND | | ug/L | 10 | 3.1 | 02/17/26 | 02/17/26 |
| 4-Chlorophenyl-phenylether | ND | | ug/L | 10 | 3.1 | 02/17/26 | 02/17/26 |
| 4-Nitroaniline | ND | | ug/L | 10 | 3.3 | 02/17/26 | 02/17/26 |
| 4,6-Dinitro-2-methylphenol | ND | | ug/L | 50 | 17 | 02/17/26 | 02/17/26 |
| N-Nitrosodiphenylamine | ND | | ug/L | 10 | 4.0 | 02/17/26 | 02/17/26 |
| 1,2-diphenylhydrazine (as azobenzene) | ND | | ug/L | 10 | 2.9 | 02/17/26 | 02/17/26 |
| 4-Bromophenyl-phenylether | ND | | ug/L | 10 | 3.3 | 02/17/26 | 02/17/26 |
| Hexachlorobenzene | ND | | ug/L | 10 | 3.0 | 02/17/26 | 02/17/26 |
| Pentachlorophenol | ND | | ug/L | 25 | 5.7 | 02/17/26 | 02/17/26 |
| Phenanthrene | ND | | ug/L | 10 | 2.9 | 02/17/26 | 02/17/26 |
| Anthracene | ND | | ug/L | 10 | 2.8 | 02/17/26 | 02/17/26 |
| Di-n-butylphthalate | ND | | ug/L | 10 | 3.0 | 02/17/26 | 02/17/26 |
| Fluoranthene | ND | | ug/L | 10 | 2.8 | 02/17/26 | 02/17/26 |
| Benzidine | ND | | ug/L | 50 | 19 | 02/17/26 | 02/17/26 |
| Pyrene | ND | | ug/L | 10 | 2.7 | 02/17/26 | 02/17/26 |
| Butylbenzylphthalate | ND | | ug/L | 10 | 3.6 | 02/17/26 | 02/17/26 |
| 3,3'-Dichlorobenzidine | ND | | ug/L | 25 | 5.2 | 02/17/26 | 02/17/26 |
| Benzo(a)anthracene | ND | | ug/L | 10 | 2.4 | 02/17/26 | 02/17/26 |
| Chrysene | ND | | ug/L | 10 | 2.5 | 02/17/26 | 02/17/26 |
| bis(2-Ethylhexyl)phthalate | ND | | ug/L | 10 | 3.3 | 02/17/26 | 02/17/26 |
| Di-n-octylphthalate | ND | | ug/L | 10 | 4.7 | 02/17/26 | 02/17/26 |
| Benzo(b)fluoranthene | ND | | ug/L | 10 | 3.0 | 02/17/26 | 02/17/26 |
| Benzo(k)fluoranthene | ND | | ug/L | 10 | 3.1 | 02/17/26 | 02/17/26 |
| Benzo(a)pyrene | ND | | ug/L | 10 | 3.1 | 02/17/26 | 02/17/26 |
| Indeno(1,2,3-cd)pyrene | ND | | ug/L | 10 | 4.2 | 02/17/26 | 02/17/26 |
| Dibenz(a,h)anthracene | ND | | ug/L | 10 | 4.2 | 02/17/26 | 02/17/26 |
| Benzo(g,h,i)perylene | ND | | ug/L | 10 | 4.1 | 02/17/26 | 02/17/26 |
| **Surrogates** | | | | **Limits** | | | |
| 2-Fluorophenol | 44% | | %REC | 15-120 | | 02/17/26 | 02/17/26 |
| Phenol-d6 | 28% | | %REC | 15-120 | | 02/17/26 | 02/17/26 |
| 2,4,6-Tribromophenol | 68% | | %REC | 15-140 | | 02/17/26 | 02/17/26 |
| Nitrobenzene-d5 | 83% | | %REC | 15-123 | | 02/17/26 | 02/17/26 |
| 2-Fluorobiphenyl | 64% | | %REC | 15-120 | | 02/17/26 | 02/17/26 |
| Terphenyl-d14 | 81% | | %REC | 15-120 | | 02/17/26 | 02/17/26 |

ENTHALPY ANALYTICAL

# Batch QC

**Type:** Lab Control Sample **Lab ID:** QC1341056 **Batch:** 395481
**Matrix:** Water

| QC1341056 Analyte | Result | Spiked | Units | Recovery | Qual | Limits |
|---|---|---|---|---|---|---|
| Method: EPA 625.1<br>Prep Method: EPA 3510C | | | | | | |
| 2-Methylphenol | 37.16 | 75.00 | ug/L | 50% | | 44-120 |
| Pyridine | 32.22 | 75.00 | ug/L | 43% | | 13-120 |
| Phenol | 17.44 | 75.00 | ug/L | 23% | | 10-85 |
| Naphthalene | 39.65 | 75.00 | ug/L | 53% | | 23-133 |
| 3-,4-Methylphenol | 34.52 | 75.00 | ug/L | 46% | | 40-120 |
| **Surrogates** | | | | | | |
| 2-Fluorophenol | 14.06 | 40.00 | ug/L | 35% | * | 36-95 |
| Phenol-d6 | 9.404 | 40.00 | ug/L | 24% | * | 28-82 |
| 2,4,6-Tribromophenol | 32.39 | 40.00 | ug/L | 81% | | 61-140 |
| Nitrobenzene-d5 | 27.14 | 40.00 | ug/L | 68% | | 48-123 |
| 2-Fluorobiphenyl | 20.08 | 40.00 | ug/L | 50% | * | 51-105 |
| Terphenyl-d14 | 37.36 | 40.00 | ug/L | 93% | | 65-117 |
| Method: EPA 8270E<br>Prep Method: EPA 3510C | | | | | | |
| Phenol | 17.44 | 75.00 | ug/L | 23% | | 14-120 |
| 2-Chlorophenol | 39.77 | 75.00 | ug/L | 53% | | 46-120 |
| 1,4-Dichlorobenzene | 35.25 | 75.00 | ug/L | 47% | | 42-120 |
| 3-,4-Methylphenol | 34.52 | 75.00 | ug/L | 46% | | 40-120 |
| N-Nitroso-di-n-propylamine | 44.12 | 75.00 | ug/L | 59% | | 54-121 |
| 2,4-Dimethylphenol | 43.49 | 75.00 | ug/L | 58% | | 48-120 |
| 1,2,4-Trichlorobenzene | 37.20 | 75.00 | ug/L | 50% | | 45-120 |
| 4-Chloro-3-methylphenol | 51.10 | 75.00 | ug/L | 68% | | 60-121 |
| 2,4,5-Trichlorophenol | 59.96 | 75.00 | ug/L | 80% | b | 62-124 |
| Acenaphthene | 42.74 | 75.00 | ug/L | 57% | | 56-120 |
| 4-Nitrophenol | 43.01 | 75.00 | ug/L | 57% | | 17-120 |
| 2,4-Dinitrotoluene | 80.08 | 75.00 | ug/L | 107% | b | 69-127 |
| Pentachlorophenol | 76.69 | 75.00 | ug/L | 102% | | 51-120 |
| Pyrene | 74.18 | 75.00 | ug/L | 99% | | 68-123 |
| Chrysene | 71.37 | 75.00 | ug/L | 95% | | 66-120 |
| Benzo(b)fluoranthene | 68.76 | 75.00 | ug/L | 92% | | 67-120 |
| **Surrogates** | | | | | | |
| 2-Fluorophenol | 14.06 | 40.00 | ug/L | 35% | | 15-120 |
| Phenol-d6 | 9.404 | 40.00 | ug/L | 24% | | 15-120 |
| 2,4,6-Tribromophenol | 32.39 | 40.00 | ug/L | 81% | | 15-140 |
| Nitrobenzene-d5 | 27.14 | 40.00 | ug/L | 68% | | 15-123 |
| 2-Fluorobiphenyl | 20.08 | 40.00 | ug/L | 50% | | 15-120 |
| Terphenyl-d14 | 37.36 | 40.00 | ug/L | 93% | | 15-120 |

ENTHALPY ANALYTICAL

# Batch QC

**Type:** Lab Control Sample Duplicate **Lab ID:** QC1341057 **Batch:** 395481
**Matrix:** Water

| QC1341057 Analyte | Result | Spiked | Units | Recovery | Qual | Limits | RPD | RPD Lim |
|---|---|---|---|---|---|---|---|---|
| Method: EPA 625.1<br>Prep Method: EPA 3510C | | | | | | | | |
| 2-Methylphenol | 39.37 | 75.00 | ug/L | 52% | | 44-120 | 6 | 51 |
| Pyridine | 30.72 | 75.00 | ug/L | 41% | | 13-120 | 5 | 62 |
| Phenol | 18.32 | 75.00 | ug/L | 24% | | 10-85 | 5 | 52 |
| Naphthalene | 40.30 | 75.00 | ug/L | 54% | | 23-133 | 2 | 50 |
| 3-,4-Methylphenol | 36.73 | 75.00 | ug/L | 49% | | 40-120 | 6 | 51 |
| **Surrogates** | | | | | | | | |
| 2-Fluorophenol | 14.05 | 40.00 | ug/L | 35% | * | 36-95 | | |
| Phenol-d6 | 10.15 | 40.00 | ug/L | 25% | * | 28-82 | | |
| 2,4,6-Tribromophenol | 30.43 | 40.00 | ug/L | 76% | | 61-140 | | |
| Nitrobenzene-d5 | 28.79 | 40.00 | ug/L | 72% | | 48-123 | | |
| 2-Fluorobiphenyl | 21.55 | 40.00 | ug/L | 54% | | 51-105 | | |
| Terphenyl-d14 | 33.38 | 40.00 | ug/L | 83% | | 65-117 | | |
| Method: EPA 8270E<br>Prep Method: EPA 3510C | | | | | | | | |
| Phenol | 18.32 | 75.00 | ug/L | 24% | | 14-120 | 5 | 52 |
| 2-Chlorophenol | 41.62 | 75.00 | ug/L | 55% | | 46-120 | 5 | 52 |
| 1,4-Dichlorobenzene | 35.47 | 75.00 | ug/L | 47% | | 42-120 | 1 | 53 |
| 3-,4-Methylphenol | 36.73 | 75.00 | ug/L | 49% | | 40-120 | 6 | 51 |
| N-Nitroso-di-n-propylamine | 49.94 | 75.00 | ug/L | 67% | | 54-121 | 12 | 52 |
| 2,4-Dimethylphenol | 46.65 | 75.00 | ug/L | 62% | | 48-120 | 7 | 52 |
| 1,2,4-Trichlorobenzene | 39.63 | 75.00 | ug/L | 53% | | 45-120 | 6 | 54 |
| 4-Chloro-3-methylphenol | 55.36 | 75.00 | ug/L | 74% | | 60-121 | 8 | 47 |
| 2,4,5-Trichlorophenol | 63.60 | 75.00 | ug/L | 85% | b | 62-124 | 6 | 46 |
| Acenaphthene | 48.58 | 75.00 | ug/L | 65% | | 56-120 | 13 | 46 |
| 4-Nitrophenol | 40.38 | 75.00 | ug/L | 54% | | 17-120 | 6 | 44 |
| 2,4-Dinitrotoluene | 76.59 | 75.00 | ug/L | 102% | b | 69-127 | 4 | 40 |
| Pentachlorophenol | 72.50 | 75.00 | ug/L | 97% | | 51-120 | 6 | 42 |
| Pyrene | 66.28 | 75.00 | ug/L | 88% | | 68-123 | 11 | 39 |
| Chrysene | 66.42 | 75.00 | ug/L | 89% | | 66-120 | 7 | 38 |
| Benzo(b)fluoranthene | 63.90 | 75.00 | ug/L | 85% | | 67-120 | 7 | 39 |
| **Surrogates** | | | | | | | | |
| 2-Fluorophenol | 14.05 | 40.00 | ug/L | 35% | | 15-120 | | |
| Phenol-d6 | 10.15 | 40.00 | ug/L | 25% | | 15-120 | | |
| 2,4,6-Tribromophenol | 30.43 | 40.00 | ug/L | 76% | | 15-140 | | |
| Nitrobenzene-d5 | 28.79 | 40.00 | ug/L | 72% | | 15-123 | | |
| 2-Fluorobiphenyl | 21.55 | 40.00 | ug/L | 54% | | 15-120 | | |
| Terphenyl-d14 | 33.38 | 40.00 | ug/L | 83% | | 15-120 | | |

ENTHALPY ANALYTICAL

# Batch QC

| Type: Blank | Lab ID: QC1341287 | Batch: 395557 |
|---|---|---|
| Matrix: Water | | |

| QC1341287 Analyte | Result | Qual | Units | RL | MDL | Prepared | Analyzed |
|---|---|---|---|---|---|---|---|
| Method: EPA 8081A<br>Prep Method: EPA 3510C | | | | | | | |
| alpha-BHC | ND | | ug/L | 0.05 | 0.01 | 02/17/26 | 02/18/26 |
| beta-BHC | ND | | ug/L | 0.05 | 0.01 | 02/17/26 | 02/18/26 |
| gamma-BHC | ND | | ug/L | 0.05 | 0.009 | 02/17/26 | 02/18/26 |
| delta-BHC | ND | | ug/L | 0.05 | 0.01 | 02/17/26 | 02/18/26 |
| Heptachlor | ND | | ug/L | 0.05 | 0.01 | 02/17/26 | 02/18/26 |
| Aldrin | ND | | ug/L | 0.05 | 0.01 | 02/17/26 | 02/18/26 |
| Heptachlor epoxide | ND | | ug/L | 0.05 | 0.01 | 02/17/26 | 02/18/26 |
| Endosulfan I | ND | | ug/L | 0.05 | 0.01 | 02/17/26 | 02/18/26 |
| Dieldrin | ND | | ug/L | 0.1 | 0.01 | 02/17/26 | 02/18/26 |
| 4,4'-DDE | ND | | ug/L | 0.1 | 0.01 | 02/17/26 | 02/18/26 |
| Endrin | ND | | ug/L | 0.1 | 0.01 | 02/17/26 | 02/18/26 |
| Endosulfan II | ND | | ug/L | 0.1 | 0.02 | 02/17/26 | 02/18/26 |
| Endosulfan sulfate | ND | | ug/L | 0.1 | 0.01 | 02/17/26 | 02/18/26 |
| 4,4'-DDD | ND | | ug/L | 0.1 | 0.01 | 02/17/26 | 02/18/26 |
| Endrin aldehyde | ND | | ug/L | 0.1 | 0.02 | 02/17/26 | 02/18/26 |
| Endrin ketone | ND | | ug/L | 0.1 | 0.02 | 02/17/26 | 02/18/26 |
| 4,4'-DDT | ND | | ug/L | 0.1 | 0.04 | 02/17/26 | 02/18/26 |
| Methoxychlor | ND | | ug/L | 0.1 | 0.03 | 02/17/26 | 02/18/26 |
| Toxaphene | ND | | ug/L | 2.0 | 0.4 | 02/17/26 | 02/18/26 |
| Chlordane (Technical) | ND | | ug/L | 1.0 | 0.2 | 02/17/26 | 02/18/26 |
| **Surrogates** | | | | **Limits** | | | |
| TCMX | 68% | | %REC | 29-120 | | 02/17/26 | 02/18/26 |
| Decachlorobiphenyl | 83% | | %REC | 33-132 | | 02/17/26 | 02/18/26 |
| Method: EPA 8082<br>Prep Method: EPA 3510C | | | | | | | |
| Aroclor-1016 | ND | | ug/L | 0.50 | 0.30 | 02/17/26 | 02/18/26 |
| Aroclor-1221 | ND | | ug/L | 0.50 | 0.47 | 02/17/26 | 02/18/26 |
| Aroclor-1232 | ND | | ug/L | 0.50 | 0.27 | 02/17/26 | 02/18/26 |
| Aroclor-1242 | ND | | ug/L | 0.50 | 0.29 | 02/17/26 | 02/18/26 |
| Aroclor-1248 | ND | | ug/L | 0.50 | 0.24 | 02/17/26 | 02/18/26 |
| Aroclor-1254 | ND | | ug/L | 0.50 | 0.27 | 02/17/26 | 02/18/26 |
| Aroclor-1260 | ND | | ug/L | 0.50 | 0.33 | 02/17/26 | 02/18/26 |
| Aroclor-1262 | ND | | ug/L | 0.50 | 0.29 | 02/17/26 | 02/18/26 |
| Aroclor-1268 | ND | | ug/L | 0.50 | 0.26 | 02/17/26 | 02/18/26 |
| **Surrogates** | | | | **Limits** | | | |
| Decachlorobiphenyl (PCB) | 71% | | %REC | 28-138 | | 02/17/26 | 02/18/26 |

ENTHALPY ANALYTICAL

# Batch QC

| | | | | | |
|---|---|---|---|---|---|
| **Type:** | **Lab Control Sample** | **Lab ID:** | **QC1341288** | **Batch:** | **395557** |
| **Matrix:** | **Water** | **Method:** | **EPA 8081A** | **Prep Method:** | **EPA 3510C** |

| QC1341288 Analyte | Result | Spiked | Units | Recovery | Qual | Limits |
|---|---|---|---|---|---|---|
| alpha-BHC | 0.4565 | 0.5000 | ug/L | 91% | | 66-121 |
| beta-BHC | 0.4739 | 0.5000 | ug/L | 95% | | 73-120 |
| gamma-BHC | 0.4541 | 0.5000 | ug/L | 91% | | 68-125 |
| delta-BHC | 0.4924 | 0.5000 | ug/L | 98% | | 68-131 |
| Heptachlor | 0.4546 | 0.5000 | ug/L | 91% | | 63-120 |
| Aldrin | 0.3598 | 0.5000 | ug/L | 72% | | 56-120 |
| Heptachlor epoxide | 0.4234 | 0.5000 | ug/L | 85% | | 65-120 |
| Endosulfan I | 0.4246 | 0.5000 | ug/L | 85% | # | 68-124 |
| Dieldrin | 0.4264 | 0.5000 | ug/L | 85% | | 66-124 |
| 4,4'-DDE | 0.4317 | 0.5000 | ug/L | 86% | # | 67-131 |
| Endrin | 0.4496 | 0.5000 | ug/L | 90% | | 68-135 |
| Endosulfan II | 0.4690 | 0.5000 | ug/L | 94% | | 71-130 |
| Endosulfan sulfate | 0.4609 | 0.5000 | ug/L | 92% | | 68-128 |
| 4,4'-DDD | 0.4920 | 0.5000 | ug/L | 98% | | 65-130 |
| Endrin aldehyde | 0.4266 | 0.5000 | ug/L | 85% | | 67-124 |
| Endrin ketone | 0.4939 | 0.5000 | ug/L | 99% | | 69-137 |
| 4,4'-DDT | 0.4696 | 0.5000 | ug/L | 94% | | 65-136 |
| Methoxychlor | 0.5005 | 0.5000 | ug/L | 100% | | 69-150 |
| **Surrogates** | | | | | | |
| TCMX | 0.3682 | 0.5000 | ug/L | 74% | | 29-120 |
| Decachlorobiphenyl | 0.4809 | 0.5000 | ug/L | 96% | | 33-132 |

ENTHALPY ANALYTICAL

# Batch QC

| Type: | Lab Control Sample Duplicate | Lab ID: | QC1341289 | Batch: | 395557 |
|---|---|---|---|---|---|
| Matrix: | Water | Method: | EPA 8081A | Prep Method: | EPA 3510C |

| QC1341289 Analyte | Result | Spiked | Units | Recovery | Qual | Limits | RPD | RPD Lim |
|---|---|---|---|---|---|---|---|---|
| alpha-BHC | 0.4595 | 0.5000 | ug/L | 92% | | 66-121 | 1 | 20 |
| beta-BHC | 0.4665 | 0.5000 | ug/L | 93% | | 73-120 | 2 | 20 |
| gamma-BHC | 0.4525 | 0.5000 | ug/L | 90% | | 68-125 | 0 | 20 |
| delta-BHC | 0.4865 | 0.5000 | ug/L | 97% | | 68-131 | 1 | 20 |
| Heptachlor | 0.4399 | 0.5000 | ug/L | 88% | | 63-120 | 3 | 24 |
| Aldrin | 0.3518 | 0.5000 | ug/L | 70% | | 56-120 | 2 | 30 |
| Heptachlor epoxide | 0.4068 | 0.5000 | ug/L | 81% | | 65-120 | 4 | 20 |
| Endosulfan I | 0.4035 | 0.5000 | ug/L | 81% | # | 68-124 | 5 | 20 |
| Dieldrin | 0.4124 | 0.5000 | ug/L | 82% | | 66-124 | 3 | 22 |
| 4,4'-DDE | 0.4084 | 0.5000 | ug/L | 82% | # | 67-131 | 6 | 21 |
| Endrin | 0.4346 | 0.5000 | ug/L | 87% | | 68-135 | 3 | 20 |
| Endosulfan II | 0.4515 | 0.5000 | ug/L | 90% | | 71-130 | 4 | 21 |
| Endosulfan sulfate | 0.4454 | 0.5000 | ug/L | 89% | | 68-128 | 3 | 21 |
| 4,4'-DDD | 0.4639 | 0.5000 | ug/L | 93% | | 65-130 | 6 | 22 |
| Endrin aldehyde | 0.4102 | 0.5000 | ug/L | 82% | | 67-124 | 4 | 20 |
| Endrin ketone | 0.4766 | 0.5000 | ug/L | 95% | | 69-137 | 4 | 21 |
| 4,4'-DDT | 0.4398 | 0.5000 | ug/L | 88% | | 65-136 | 7 | 23 |
| Methoxychlor | 0.4512 | 0.5000 | ug/L | 90% | | 69-150 | 10 | 23 |
| **Surrogates** | | | | | | | | |
| TCMX | 0.3704 | 0.5000 | ug/L | 74% | | 29-120 | | |
| Decachlorobiphenyl | 0.4315 | 0.5000 | ug/L | 86% | | 33-132 | | |

| Type: | Lab Control Sample | Lab ID: | QC1341290 | Batch: | 395557 |
|---|---|---|---|---|---|
| Matrix: | Water | Method: | EPA 8082 | Prep Method: | EPA 3510C |

| QC1341290 Analyte | Result | Spiked | Units | Recovery | Qual | Limits |
|---|---|---|---|---|---|---|
| Aroclor-1016 | 4.680 | 5.000 | ug/L | 94% | | 69-120 |
| Aroclor-1260 | 4.571 | 5.000 | ug/L | 91% | | 72-124 |
| **Surrogates** | | | | | | |
| Decachlorobiphenyl (PCB) | 0.3923 | 0.5000 | ug/L | 78% | | 28-138 |

| Type: | Lab Control Sample Duplicate | Lab ID: | QC1341291 | Batch: | 395557 |
|---|---|---|---|---|---|
| Matrix: | Water | Method: | EPA 8082 | Prep Method: | EPA 3510C |

| QC1341291 Analyte | Result | Spiked | Units | Recovery | Qual | Limits | RPD | RPD Lim |
|---|---|---|---|---|---|---|---|---|
| Aroclor-1016 | 4.801 | 5.000 | ug/L | 96% | | 69-120 | 3 | 22 |
| Aroclor-1260 | 5.016 | 5.000 | ug/L | 100% | | 72-124 | 9 | 25 |
| **Surrogates** | | | | | | | | |
| Decachlorobiphenyl (PCB) | 0.4253 | 0.5000 | ug/L | 85% | | 28-138 | | |

ENTHALPY ANALYTICAL

# Batch QC

| Type: Lab Control Sample | Lab ID: QC1341072 | Batch: 395486 |
|---|---|---|
| Matrix: Water | Method: EPA 8260B | Prep Method: EPA 5030B |

| QC1341072 Analyte | Result | Spiked | Units | Recovery | Qual | Limits |
|---|---|---|---|---|---|---|
| 1,1-Dichloroethene | 48.00 | 50.00 | ug/L | 96% | | 69-128 |
| MTBE | 47.78 | 50.00 | ug/L | 96% | | 66-125 |
| Benzene | 46.84 | 50.00 | ug/L | 94% | | 76-121 |
| Trichloroethene | 46.88 | 50.00 | ug/L | 94% | | 76-124 |
| Toluene | 46.07 | 50.00 | ug/L | 92% | | 76-120 |
| Chlorobenzene | 45.85 | 50.00 | ug/L | 92% | | 78-120 |
| **Surrogates** | | | | | | |
| Dibromofluoromethane | 50.21 | 50.00 | ug/L | 100% | | 70-130 |
| 1,2-Dichloroethane-d4 | 50.99 | 50.00 | ug/L | 102% | | 70-130 |
| Toluene-d8 | 50.12 | 50.00 | ug/L | 100% | | 70-130 |
| Bromofluorobenzene | 58.75 | 50.00 | ug/L | 118% | | 70-130 |

| Type: Lab Control Sample Duplicate | Lab ID: QC1341073 | Batch: 395486 |
|---|---|---|
| Matrix: Water | Method: EPA 8260B | Prep Method: EPA 5030B |

| QC1341073 Analyte | Result | Spiked | Units | Recovery | Qual | Limits | RPD | RPD Lim |
|---|---|---|---|---|---|---|---|---|
| 1,1-Dichloroethene | 51.75 | 50.00 | ug/L | 104% | | 69-128 | 8 | 23 |
| MTBE | 51.13 | 50.00 | ug/L | 102% | | 66-125 | 7 | 22 |
| Benzene | 50.77 | 50.00 | ug/L | 102% | | 76-121 | 8 | 21 |
| Trichloroethene | 49.74 | 50.00 | ug/L | 99% | | 76-124 | 6 | 22 |
| Toluene | 49.22 | 50.00 | ug/L | 98% | | 76-120 | 7 | 21 |
| Chlorobenzene | 49.53 | 50.00 | ug/L | 99% | | 78-120 | 8 | 20 |
| **Surrogates** | | | | | | | | |
| Dibromofluoromethane | 49.94 | 50.00 | ug/L | 100% | | 70-130 | | |
| 1,2-Dichloroethane-d4 | 50.38 | 50.00 | ug/L | 101% | | 70-130 | | |
| Toluene-d8 | 49.46 | 50.00 | ug/L | 99% | | 70-130 | | |
| Bromofluorobenzene | 59.83 | 50.00 | ug/L | 120% | | 70-130 | | |

ENTHALPY ANALYTICAL

# Batch QC

| | | | | | |
|---|---|---|---|---|---|
| **Type:** | **Blank** | **Lab ID:** | **QC1341076** | **Batch:** | **395486** |
| **Matrix:** | **Water** | **Method:** | **EPA 8260B** | **Prep Method:** | **EPA 5030B** |

| QC1341076 Analyte | Result | Qual | Units | RL | MDL | Prepared | Analyzed |
|---|---|---|---|---|---|---|---|
| Carbon Disulfide | ND | | ug/L | 5.0 | 0.1 | 02/17/26 | 02/17/26 |
| Chloroprene | ND | | ug/L | 200 | 2.7 | 02/17/26 | 02/17/26 |
| 3-Chloropropene | ND | | ug/L | 5.0 | 0.2 | 02/17/26 | 02/17/26 |
| Ethyl methacrylate | ND | | ug/L | 50 | 3.9 | 02/17/26 | 02/17/26 |
| Ethanol | ND | | ug/L | 500 | 160 | 02/17/26 | 02/17/26 |
| 2-Hexanone | ND | | ug/L | 5.0 | 1.3 | 02/17/26 | 02/17/26 |
| Isopropanol (IPA) | ND | | ug/L | 200 | 96 | 02/17/26 | 02/17/26 |
| Methyl acrylonitrile | ND | | ug/L | 35 | 4.2 | 02/17/26 | 02/17/26 |
| Vinyl Acetate | ND | | ug/L | 50 | 3.2 | 02/17/26 | 02/17/26 |
| Acrolein | ND | | ug/L | 200 | 2.6 | 02/17/26 | 02/17/26 |
| Acrylonitrile | ND | | ug/L | 10 | 0.7 | 02/17/26 | 02/17/26 |
| Freon 12 | ND | | ug/L | 5.0 | 0.2 | 02/17/26 | 02/17/26 |
| Chloromethane | ND | | ug/L | 5.0 | 0.09 | 02/17/26 | 02/17/26 |
| Vinyl Chloride | ND | | ug/L | 5.0 | 0.1 | 02/17/26 | 02/17/26 |
| Bromomethane | ND | | ug/L | 5.0 | 0.1 | 02/17/26 | 02/17/26 |
| Chloroethane | ND | | ug/L | 5.0 | 0.1 | 02/17/26 | 02/17/26 |
| Trichlorofluoromethane | ND | | ug/L | 5.0 | 0.1 | 02/17/26 | 02/17/26 |
| Iodomethane | ND | | ug/L | 5.0 | | 02/17/26 | 02/17/26 |
| Acetone | ND | | ug/L | 100 | 14 | 02/17/26 | 02/17/26 |
| Freon 113 | ND | | ug/L | 5.0 | 0.1 | 02/17/26 | 02/17/26 |
| 1,1-Dichloroethene | ND | | ug/L | 5.0 | 0.1 | 02/17/26 | 02/17/26 |
| Methylene Chloride | ND | | ug/L | 10 | 0.2 | 02/17/26 | 02/17/26 |
| MTBE | ND | | ug/L | 5.0 | 0.1 | 02/17/26 | 02/17/26 |
| trans-1,2-Dichloroethene | ND | | ug/L | 5.0 | 0.1 | 02/17/26 | 02/17/26 |
| 1,1-Dichloroethane | ND | | ug/L | 5.0 | 0.09 | 02/17/26 | 02/17/26 |
| 2-Butanone | ND | | ug/L | 10 | 1.3 | 02/17/26 | 02/17/26 |
| cis-1,2-Dichloroethene | ND | | ug/L | 5.0 | 0.1 | 02/17/26 | 02/17/26 |
| 2,2-Dichloropropane | ND | | ug/L | 5.0 | 0.2 | 02/17/26 | 02/17/26 |
| Chloroform | ND | | ug/L | 5.0 | 0.08 | 02/17/26 | 02/17/26 |
| Bromochloromethane | ND | | ug/L | 5.0 | 0.1 | 02/17/26 | 02/17/26 |
| 1,1,1-Trichloroethane | ND | | ug/L | 5.0 | 0.1 | 02/17/26 | 02/17/26 |
| 1,1-Dichloropropene | ND | | ug/L | 5.0 | 0.1 | 02/17/26 | 02/17/26 |
| Carbon Tetrachloride | ND | | ug/L | 5.0 | 0.1 | 02/17/26 | 02/17/26 |
| 1,2-Dichloroethane | ND | | ug/L | 5.0 | 0.2 | 02/17/26 | 02/17/26 |
| Benzene | ND | | ug/L | 1.0 | 0.1 | 02/17/26 | 02/17/26 |
| Trichloroethene | ND | | ug/L | 5.0 | 0.1 | 02/17/26 | 02/17/26 |
| 1,2-Dichloropropane | ND | | ug/L | 5.0 | 0.09 | 02/17/26 | 02/17/26 |
| Bromodichloromethane | ND | | ug/L | 5.0 | 0.07 | 02/17/26 | 02/17/26 |
| Dibromomethane | ND | | ug/L | 5.0 | 0.1 | 02/17/26 | 02/17/26 |
| 4-Methyl-2-Pentanone | ND | | ug/L | 5.0 | 1.0 | 02/17/26 | 02/17/26 |
| cis-1,3-Dichloropropene | ND | | ug/L | 5.0 | 0.1 | 02/17/26 | 02/17/26 |
| Toluene | ND | | ug/L | 5.0 | 0.1 | 02/17/26 | 02/17/26 |
| trans-1,3-Dichloropropene | ND | | ug/L | 5.0 | 0.09 | 02/17/26 | 02/17/26 |
| 1,1,2-Trichloroethane | ND | | ug/L | 5.0 | 0.1 | 02/17/26 | 02/17/26 |
| 1,3-Dichloropropane | ND | | ug/L | 5.0 | 0.07 | 02/17/26 | 02/17/26 |
| Tetrachloroethene | ND | | ug/L | 5.0 | 0.2 | 02/17/26 | 02/17/26 |
| Dibromochloromethane | ND | | ug/L | 5.0 | 0.1 | 02/17/26 | 02/17/26 |

ENTHALPY ANALYTICAL

## Batch QC

| QC1341076 Analyte | Result | Qual | Units | RL | MDL | Prepared | Analyzed |
|---|---|---|---|---|---|---|---|
| 1,2-Dibromoethane | ND | | ug/L | 5.0 | 0.1 | 02/17/26 | 02/17/26 |
| Chlorobenzene | ND | | ug/L | 5.0 | 0.1 | 02/17/26 | 02/17/26 |
| 1,1,1,2-Tetrachloroethane | ND | | ug/L | 5.0 | 0.07 | 02/17/26 | 02/17/26 |
| Ethylbenzene | ND | | ug/L | 5.0 | 0.1 | 02/17/26 | 02/17/26 |
| m,p-Xylenes | ND | | ug/L | 5.0 | 0.2 | 02/17/26 | 02/17/26 |
| o-Xylene | ND | | ug/L | 5.0 | 0.1 | 02/17/26 | 02/17/26 |
| Styrene | ND | | ug/L | 5.0 | 0.1 | 02/17/26 | 02/17/26 |
| Bromoform | ND | | ug/L | 5.0 | 0.06 | 02/17/26 | 02/17/26 |
| Isopropylbenzene | ND | | ug/L | 5.0 | 0.1 | 02/17/26 | 02/17/26 |
| 1,1,2,2-Tetrachloroethane | ND | | ug/L | 5.0 | 0.1 | 02/17/26 | 02/17/26 |
| 1,2,3-Trichloropropane | ND | | ug/L | 5.0 | 0.3 | 02/17/26 | 02/17/26 |
| Propylbenzene | ND | | ug/L | 5.0 | 0.1 | 02/17/26 | 02/17/26 |
| Bromobenzene | ND | | ug/L | 5.0 | 0.1 | 02/17/26 | 02/17/26 |
| 1,3,5-Trimethylbenzene | ND | | ug/L | 5.0 | 0.1 | 02/17/26 | 02/17/26 |
| 2-Chlorotoluene | ND | | ug/L | 5.0 | 0.1 | 02/17/26 | 02/17/26 |
| 4-Chlorotoluene | ND | | ug/L | 5.0 | 0.2 | 02/17/26 | 02/17/26 |
| tert-Butylbenzene | ND | | ug/L | 5.0 | 0.1 | 02/17/26 | 02/17/26 |
| 1,2,4-Trimethylbenzene | ND | | ug/L | 5.0 | 0.1 | 02/17/26 | 02/17/26 |
| sec-Butylbenzene | ND | | ug/L | 5.0 | 0.2 | 02/17/26 | 02/17/26 |
| para-Isopropyl Toluene | ND | | ug/L | 5.0 | 0.2 | 02/17/26 | 02/17/26 |
| 1,3-Dichlorobenzene | ND | | ug/L | 5.0 | 0.1 | 02/17/26 | 02/17/26 |
| 1,4-Dichlorobenzene | ND | | ug/L | 5.0 | 0.2 | 02/17/26 | 02/17/26 |
| n-Butylbenzene | ND | | ug/L | 5.0 | 0.1 | 02/17/26 | 02/17/26 |
| 1,2-Dichlorobenzene | ND | | ug/L | 5.0 | 0.1 | 02/17/26 | 02/17/26 |
| 1,2-Dibromo-3-Chloropropane | ND | | ug/L | 5.0 | 0.6 | 02/17/26 | 02/17/26 |
| 1,2,4-Trichlorobenzene | ND | | ug/L | 5.0 | 0.3 | 02/17/26 | 02/17/26 |
| Hexachlorobutadiene | ND | | ug/L | 5.0 | 0.3 | 02/17/26 | 02/17/26 |
| 1,2,3-Trichlorobenzene | ND | | ug/L | 5.0 | 0.3 | 02/17/26 | 02/17/26 |
| cis-1,4-Dichloro-2-butene | ND | | ug/L | 5.0 | 0.3 | 02/17/26 | 02/17/26 |
| trans-1,4-Dichloro-2-butene | ND | | ug/L | 5.0 | 0.3 | 02/17/26 | 02/17/26 |
| Xylene (total) | ND | | ug/L | 5.0 | | 02/17/26 | 02/17/26 |
| **Surrogates** | | | | **Limits** | | | |
| Dibromofluoromethane | 99% | | %REC | 70-130 | | 02/17/26 | 02/17/26 |
| 1,2-Dichloroethane-d4 | 103% | | %REC | 70-130 | | 02/17/26 | 02/17/26 |
| Toluene-d8 | 99% | | %REC | 70-130 | | 02/17/26 | 02/17/26 |
| Bromofluorobenzene | 106% | | %REC | 70-130 | | 02/17/26 | 02/17/26 |

ENTHALPY ANALYTICAL

# Batch QC

| Type: | Matrix Spike | Lab ID: | QC1341144 | Batch: | 395486 |
|---|---|---|---|---|---|
| Matrix (Source ID): | Water (552888-002) | Method: | EPA 8260B | Prep Method: | EPA 5030B |

| QC1341144 Analyte | Result | Source Sample Result | Spiked | Units | Recovery | Qual | Limits | DF |
|---|---|---|---|---|---|---|---|---|
| 1,1-Dichloroethene | 19.62 | ND | 20.00 | ug/L | 98% | | 62-131 | 1 |
| MTBE | 20.46 | ND | 20.00 | ug/L | 102% | | 61-124 | 1 |
| Benzene | 19.36 | ND | 20.00 | ug/L | 97% | | 70-123 | 1 |
| Trichloroethene | 19.65 | ND | 20.00 | ug/L | 98% | | 65-131 | 1 |
| Toluene | 19.06 | ND | 20.00 | ug/L | 95% | | 69-120 | 1 |
| Chlorobenzene | 19.61 | ND | 20.00 | ug/L | 98% | | 72-121 | 1 |
| **Surrogates** | | | | | | | | |
| Dibromofluoromethane | 50.40 | | 50.00 | ug/L | 101% | | 70-130 | 1 |
| 1,2-Dichloroethane-d4 | 53.54 | | 50.00 | ug/L | 107% | | 70-130 | 1 |
| Toluene-d8 | 49.63 | | 50.00 | ug/L | 99% | | 70-130 | 1 |
| Bromofluorobenzene | 54.23 | | 50.00 | ug/L | 108% | | 70-130 | 1 |

| Type: | Matrix Spike Duplicate | Lab ID: | QC1341145 | Batch: | 395486 |
|---|---|---|---|---|---|
| Matrix (Source ID): | Water (552888-002) | Method: | EPA 8260B | Prep Method: | EPA 5030B |

| QC1341145 Analyte | Result | Source Sample Result | Spiked | Units | Recovery | Qual | Limits | RPD | RPD Lim | DF |
|---|---|---|---|---|---|---|---|---|---|---|
| 1,1-Dichloroethene | 18.95 | ND | 20.00 | ug/L | 95% | | 62-131 | 3 | 31 | 1 |
| MTBE | 19.83 | ND | 20.00 | ug/L | 99% | | 61-124 | 3 | 30 | 1 |
| Benzene | 19.05 | ND | 20.00 | ug/L | 95% | | 70-123 | 2 | 31 | 1 |
| Trichloroethene | 19.16 | ND | 20.00 | ug/L | 96% | | 65-131 | 3 | 31 | 1 |
| Toluene | 18.95 | ND | 20.00 | ug/L | 95% | | 69-120 | 1 | 29 | 1 |
| Chlorobenzene | 19.36 | ND | 20.00 | ug/L | 97% | | 72-121 | 1 | 29 | 1 |
| **Surrogates** | | | | | | | | | | |
| Dibromofluoromethane | 50.12 | | 50.00 | ug/L | 100% | | 70-130 | | | 1 |
| 1,2-Dichloroethane-d4 | 53.31 | | 50.00 | ug/L | 107% | | 70-130 | | | 1 |
| Toluene-d8 | 49.92 | | 50.00 | ug/L | 100% | | 70-130 | | | 1 |
| Bromofluorobenzene | 53.80 | | 50.00 | ug/L | 108% | | 70-130 | | | 1 |

| Type: | Blank | Lab ID: | QC1340973 | Batch: | 395455 |
|---|---|---|---|---|---|
| Matrix: | Water | Method: | EPA 8270C-SIM | Prep Method: | EPA 3535 |

| QC1340973 Analyte | Result | Qual | Units | RL | MDL | Prepared | Analyzed |
|---|---|---|---|---|---|---|---|
| 1,4-Dioxane | ND | | ug/L | 1.0 | 0.84 | 02/16/26 | 02/17/26 |
| **Surrogates** | | | | **Limits** | | | |
| 1,4-Dioxane-d8 (SUR) | 98% | | %REC | 80-120 | | 02/16/26 | 02/17/26 |

ENTHALPY ANALYTICAL

# Batch QC

| Type: | Lab Control Sample | Lab ID: | QC1340974 | Batch: | 395455 |
|---|---|---|---|---|---|
| Matrix: | Water | Method: | EPA 8270C-SIM | Prep Method: | EPA 3535 |

| QC1340974 Analyte | Result | Spiked | Units | Recovery | Qual | Limits |
|---|---|---|---|---|---|---|
| 1,4-Dioxane | 9.846 | 10.00 | ug/L | 98% | | 79-120 |
| **Surrogates** | | | | | | |
| 1,4-Dioxane-d8 (SUR) | 9.879 | 10.00 | ug/L | 99% | | 80-120 |

| Type: | Lab Control Sample Duplicate | Lab ID: | QC1340975 | Batch: | 395455 |
|---|---|---|---|---|---|
| Matrix: | Water | Method: | EPA 8270C-SIM | Prep Method: | EPA 3535 |

| QC1340975 Analyte | Result | Spiked | Units | Recovery | Qual | Limits | RPD | RPD Lim |
|---|---|---|---|---|---|---|---|---|
| 1,4-Dioxane | 10.64 | 10.00 | ug/L | 106% | | 79-120 | 8 | 20 |
| **Surrogates** | | | | | | | | |
| 1,4-Dioxane-d8 (SUR) | 10.41 | 10.00 | ug/L | 104% | | 80-120 | | |

| Type: | Blank | Lab ID: | QC1341224 | Batch: | 395536 |
|---|---|---|---|---|---|
| Matrix: | Water | Method: | SM 4500-CN-E | Prep Method: | METHOD |

| QC1341224 Analyte | Result | Qual | Units | RL | MDL | Prepared | Analyzed |
|---|---|---|---|---|---|---|---|
| Cyanide | ND | | mg/L | 0.0050 | 0.0017 | 02/17/26 | 02/18/26 |

| Type: | Lab Control Sample | Lab ID: | QC1341225 | Batch: | 395536 |
|---|---|---|---|---|---|
| Matrix: | Water | Method: | SM 4500-CN-E | Prep Method: | METHOD |

| QC1341225 Analyte | Result | Spiked | Units | Recovery | Qual | Limits |
|---|---|---|---|---|---|---|
| Cyanide | 0.1037 | 0.1000 | mg/L | 104% | | 85-115 |

| Type: | Matrix Spike | Lab ID: | QC1341238 | Batch: | 395536 |
|---|---|---|---|---|---|
| Matrix (Source ID): | Water (552937-001) | Method: | SM 4500-CN-E | Prep Method: | METHOD |

| QC1341238 Analyte | Result | Source Sample Result | Spiked | Units | Recovery | Qual | Limits | DF |
|---|---|---|---|---|---|---|---|---|
| Cyanide | 0.1029 | ND | 0.1000 | mg/L | 103% | | 80-120 | 0.5 |

| Type: | Matrix Spike Duplicate | Lab ID: | QC1341239 | Batch: | 395536 |
|---|---|---|---|---|---|
| Matrix (Source ID): | Water (552937-001) | Method: | SM 4500-CN-E | Prep Method: | METHOD |

| QC1341239 Analyte | Result | Source Sample Result | Spiked | Units | Recovery | Qual | Limits | RPD | RPD Lim | DF |
|---|---|---|---|---|---|---|---|---|---|---|
| Cyanide | 0.1012 | ND | 0.1000 | mg/L | 101% | | 80-120 | 2 | 20 | 0.5 |

ENTHALPY ANALYTICAL

# Batch QC

| | | | | | |
|---|---|---|---|---|---|
| **Type:** | **Matrix Spike** | **Lab ID:** | **QC1341240** | **Batch:** | **395536** |
| **Matrix (Source ID):** | **Water (552943-001)** | **Method:** | **SM 4500-CN-E** | **Prep Method:** | **METHOD** |

| QC1341240 Analyte | Result | Source Sample Result | Spiked | Units | Recovery | Qual | Limits | DF |
|---|---|---|---|---|---|---|---|---|
| Cyanide | 0.1025 | ND | 0.1000 | mg/L | 102% | | 80-120 | 0.5 |

| | | | | | |
|---|---|---|---|---|---|
| **Type:** | **Matrix Spike Duplicate** | **Lab ID:** | **QC1341241** | **Batch:** | **395536** |
| **Matrix (Source ID):** | **Water (552943-001)** | **Method:** | **SM 4500-CN-E** | **Prep Method:** | **METHOD** |

| QC1341241 Analyte | Result | Source Sample Result | Spiked | Units | Recovery | Qual | Limits | RPD | RPD Lim | DF |
|---|---|---|---|---|---|---|---|---|---|---|
| Cyanide | 0.08667 | ND | 0.1000 | mg/L | 87% | | 80-120 | 17 | 20 | 0.5 |

| | | | | | |
|---|---|---|---|---|---|
| **Type:** | **Blank** | **Lab ID:** | **QC1340112** | **Batch:** | **395220** |
| **Matrix:** | **Water** | **Method:** | **SM 4500-P-B5-E** | | |

| QC1340112 Analyte | Result | Qual | Units | RL | MDL | Prepared | Analyzed |
|---|---|---|---|---|---|---|---|
| Phosphorus | ND | | mg/L | 0.020 | 0.014 | 02/18/26 | 02/18/26 |

| | | | | | |
|---|---|---|---|---|---|
| **Type:** | **Lab Control Sample** | **Lab ID:** | **QC1340113** | **Batch:** | **395220** |
| **Matrix:** | **Water** | **Method:** | **SM 4500-P-B5-E** | | |

| QC1340113 Analyte | Result | Spiked | Units | Recovery | Qual | Limits |
|---|---|---|---|---|---|---|
| Phosphorus | 0.4270 | 0.4000 | mg/L | 107% | | 80-120 |

| | | | | | |
|---|---|---|---|---|---|
| **Type:** | **Matrix Spike** | **Lab ID:** | **QC1340114** | **Batch:** | **395220** |
| **Matrix (Source ID):** | **Water (552930-002)** | **Method:** | **SM 4500-P-B5-E** | | |

| QC1340114 Analyte | Result | Source Sample Result | Spiked | Units | Recovery | Qual | Limits | DF |
|---|---|---|---|---|---|---|---|---|
| Phosphorus | 0.7200 | 0.3040 | 0.4000 | mg/L | 104% | | 75-125 | 1 |

| | | | | | |
|---|---|---|---|---|---|
| **Type:** | **Matrix Spike Duplicate** | **Lab ID:** | **QC1340115** | **Batch:** | **395220** |
| **Matrix (Source ID):** | **Water (552930-002)** | **Method:** | **SM 4500-P-B5-E** | | |

| QC1340115 Analyte | Result | Source Sample Result | Spiked | Units | Recovery | Qual | Limits | RPD | RPD Lim | DF |
|---|---|---|---|---|---|---|---|---|---|---|
| Phosphorus | 0.7070 | 0.3040 | 0.4000 | mg/L | 101% | | 75-125 | 2 | 20 | 1 |

| | | | | | |
|---|---|---|---|---|---|
| **Type:** | **Blank** | **Lab ID:** | **QC1341189** | **Batch:** | **395526** |
| **Matrix:** | **Water** | **Method:** | **SM 4500-S2-D** | **Prep Method:** | **METHOD** |

| QC1341189 Analyte | Result | Qual | Units | RL | MDL | Prepared | Analyzed |
|---|---|---|---|---|---|---|---|
| Sulfide | ND | | mg/L | 0.10 | | 02/17/26 | 02/17/26 |

ENTHALPY ANALYTICAL

# Batch QC

**Type:** Lab Control Sample **Lab ID:** QC1341190 **Batch:** 395526
**Matrix:** Water **Method:** SM 4500-S2-D **Prep Method:** METHOD

| QC1341190 Analyte | Result | Spiked | Units | Recovery | Qual | Limits |
|---|---|---|---|---|---|---|
| Sulfide | 0.9000 | 1.000 | mg/L | 90% | | 90-110 |

**Type:** Matrix Spike **Lab ID:** QC1341218 **Batch:** 395526
**Matrix (Source ID):** Water (553203-001) **Method:** SM 4500-S2-D **Prep Method:** METHOD

| QC1341218 Analyte | Result | Source Sample Result | Spiked | Units | Recovery | Qual | Limits | DF |
|---|---|---|---|---|---|---|---|---|
| Sulfide | 0.8000 | ND | 1.000 | mg/L | 80% | | 80-120 | 1 |

**Type:** Matrix Spike Duplicate **Lab ID:** QC1341219 **Batch:** 395526
**Matrix (Source ID):** Water (553203-001) **Method:** SM 4500-S2-D **Prep Method:** METHOD

| QC1341219 Analyte | Result | Source Sample Result | Spiked | Units | Recovery | Qual | Limits | RPD | RPD Lim | DF |
|---|---|---|---|---|---|---|---|---|---|---|
| Sulfide | 0.8000 | ND | 1.000 | mg/L | 80% | | 80-120 | 0 | 20 | 1 |

**Type:** Blank **Lab ID:** QC1341194 **Batch:** 395528
**Matrix:** Water **Method:** SM 5310B **Prep Method:** SM 5310B

| QC1341194 Analyte | Result | Qual | Units | RL | MDL | Prepared | Analyzed |
|---|---|---|---|---|---|---|---|
| Total Organic Carbon | ND | | mg/L | 1.0 | 0.49 | 02/17/26 | 02/17/26 |

**Type:** Lab Control Sample **Lab ID:** QC1341195 **Batch:** 395528
**Matrix:** Water **Method:** SM 5310B **Prep Method:** SM 5310B

| QC1341195 Analyte | Result | Spiked | Units | Recovery | Qual | Limits |
|---|---|---|---|---|---|---|
| Total Organic Carbon | 22.92 | 25.00 | mg/L | 92% | | 85-115 |

**Type:** Matrix Spike **Lab ID:** QC1341196 **Batch:** 395528
**Matrix (Source ID):** Water (553203-001) **Method:** SM 5310B **Prep Method:** SM 5310B

| QC1341196 Analyte | Result | Source Sample Result | Spiked | Units | Recovery | Qual | Limits | DF |
|---|---|---|---|---|---|---|---|---|
| Total Organic Carbon | 224.1 | 197.3 | 25.00 | mg/L | 107% | NM | 75-125 | 3 |

**Type:** Matrix Spike Duplicate **Lab ID:** QC1341197 **Batch:** 395528
**Matrix (Source ID):** Water (553203-001) **Method:** SM 5310B **Prep Method:** SM 5310B

| QC1341197 Analyte | Result | Source Sample Result | Spiked | Units | Recovery | Qual | Limits | RPD | RPD Lim | DF |
|---|---|---|---|---|---|---|---|---|---|---|
| Total Organic Carbon | 201.1 | 197.3 | 25.00 | mg/L | 15% | NM | 75-125 | 11 | 25 | 3 |

ENTHALPY ANALYTICAL

# Batch QC

| Type: Sample Duplicate | Lab ID: QC1341211 | Batch: 395530 |
|---|---|---|
| Matrix (Source ID): Water (553203-001) | Method: SM2130B | |

| QC1341211 Analyte | Result | Source Sample Result | Units | Qual | RPD | RPD Lim | DF |
|---|---|---|---|---|---|---|---|
| Turbidity | 1,457 | 1459 | NTU | | 0 | 20 | 1 |

| Type: Blank | Lab ID: QC1341579 | Batch: 395653 |
|---|---|---|
| Matrix: Water | Method: SM2320B | Prep Method: METHOD |

| QC1341579 Analyte | Result | Qual | Units | RL | MDL | Prepared | Analyzed |
|---|---|---|---|---|---|---|---|
| Bicarbonate | ND | | mg/L | 2.4 | | 02/18/26 | 02/18/26 |
| Alkalinity, Total as CaCO3 | ND | | mg/L | 2.0 | | 02/18/26 | 02/18/26 |

| Type: Lab Control Sample | Lab ID: QC1341580 | Batch: 395653 |
|---|---|---|
| Matrix: Water | Method: SM2320B | Prep Method: METHOD |

| QC1341580 Analyte | Result | Spiked | Units | Recovery | Qual | Limits |
|---|---|---|---|---|---|---|
| Alkalinity, Total as CaCO3 | 108.2 | 100.0 | mg/L | 108% | | 90-110 |

| Type: Sample Duplicate | Lab ID: QC1341581 | Batch: 395653 |
|---|---|---|
| Matrix (Source ID): Water (553203-001) | Method: SM2320B | Prep Method: METHOD |

| QC1341581 Analyte | Result | Source Sample Result | Units | Qual | RPD | RPD Lim | DF |
|---|---|---|---|---|---|---|---|
| Bicarbonate | 103.9 | 102.3 | mg/L | | 2 | 20 | 1.3 |
| Alkalinity, Total as CaCO3 | 85.20 | 83.85 | mg/L | | 2 | 20 | 1.3 |

| Type: Sample Duplicate | Lab ID: QC1341011 | Batch: 395466 |
|---|---|---|
| Matrix (Source ID): Water (553207-001) | Method: SM2510B | Prep Method: METHOD |

| QC1341011 Analyte | Result | Source Sample Result | Units | Qual | RPD | RPD Lim | DF |
|---|---|---|---|---|---|---|---|
| Specific Conductance | 253.4 | 266.1 | umhos/cm | | 5 | 20 | 1 |

| Type: Blank | Lab ID: QC1341008 | Batch: 395465 |
|---|---|---|
| Matrix: Water | Method: SM2540C | Prep Method: METHOD |

| QC1341008 Analyte | Result | Qual | Units | RL | MDL | Prepared | Analyzed |
|---|---|---|---|---|---|---|---|
| Total Dissolved Solids | ND | | mg/L | 10 | | 02/16/26 | 02/18/26 |

| Type: Lab Control Sample | Lab ID: QC1341009 | Batch: 395465 |
|---|---|---|
| Matrix: Water | Method: SM2540C | Prep Method: METHOD |

| QC1341009 Analyte | Result | Spiked | Units | Recovery | Qual | Limits |
|---|---|---|---|---|---|---|
| Total Dissolved Solids | 1,018 | 1000 | mg/L | 102% | | 90-110 |

# Batch QC

| Type: | Sample Duplicate | Lab ID: | QC1341010 | Batch: | 395465 |
|---|---|---|---|---|---|
| Matrix (Source ID): | Water (553207-001) | Method: | SM2540C | Prep Method: | METHOD |

| QC1341010 Analyte | Result | Source Sample Result | Units | Qual | RPD | RPD Lim | DF |
|---|---|---|---|---|---|---|---|
| Total Dissolved Solids | 242.0 | 256.0 | mg/L | | 6* | 5 | 2 |

| Type: | Blank | Lab ID: | QC1341133 | Batch: | 395502 |
|---|---|---|---|---|---|
| Matrix: | Water | Method: | SM2540D | Prep Method: | METHOD |

| QC1341133 Analyte | Result | Qual | Units | RL | MDL | Prepared | Analyzed |
|---|---|---|---|---|---|---|---|
| Total Suspended Solids | ND | | mg/L | 0.5 | | 02/17/26 | 02/17/26 |

| Type: | Lab Control Sample | Lab ID: | QC1341134 | Batch: | 395502 |
|---|---|---|---|---|---|
| Matrix: | Water | Method: | SM2540D | Prep Method: | METHOD |

| QC1341134 Analyte | Result | Spiked | Units | Recovery | Qual | Limits |
|---|---|---|---|---|---|---|
| Total Suspended Solids | 98.50 | 100.0 | mg/L | 99% | | 90-110 |

| Type: | Lab Control Sample Duplicate | Lab ID: | QC1341135 | Batch: | 395502 |
|---|---|---|---|---|---|
| Matrix: | Water | Method: | SM2540D | Prep Method: | METHOD |

| QC1341135 Analyte | Result | Spiked | Units | Recovery | Qual | Limits | RPD | RPD Lim |
|---|---|---|---|---|---|---|---|---|
| Total Suspended Solids | 98.75 | 100.0 | mg/L | 99% | | 90-110 | 0 | 5 |

| Type: | Sample Duplicate | Lab ID: | QC1341136 | Batch: | 395502 |
|---|---|---|---|---|---|
| Matrix (Source ID): | Water (553203-001) | Method: | SM2540D | Prep Method: | METHOD |

| QC1341136 Analyte | Result | Source Sample Result | Units | Qual | RPD | RPD Lim | DF |
|---|---|---|---|---|---|---|---|
| Total Suspended Solids | 7,940 | 7840 | mg/L | | 1 | 5 | 1 |

| Type: | Blank | Lab ID: | QC1340976 | Batch: | 395456 |
|---|---|---|---|---|---|
| Matrix: | Water | Method: | SM5210B | Prep Method: | METHOD |

| QC1340976 Analyte | Result | Qual | Units | RL | MDL | Prepared | Analyzed |
|---|---|---|---|---|---|---|---|
| Biochemical Oxygen Demand | ND | | mg/L | 3.0 | | 02/16/26 14:46 | 02/21/26 15:25 |

| Type: | Lab Control Sample | Lab ID: | QC1340977 | Batch: | 395456 |
|---|---|---|---|---|---|
| Matrix: | Water | Method: | SM5210B | Prep Method: | METHOD |

| QC1340977 Analyte | Result | Spiked | Units | Recovery | Qual | Limits |
|---|---|---|---|---|---|---|
| Biochemical Oxygen Demand | 193.8 | 198.0 | mg/L | 98% | | 84.6-115.4 |

ENTHALPY ANALYTICAL

# Batch QC

| Type: | Sample Duplicate | Lab ID: | QC1340978 | Batch: | 395456 |
|---|---|---|---|---|---|
| Matrix (Source ID): | Water (553203-001) | Method: | SM5210B | Prep Method: | METHOD |

| QC1340978 Analyte | Result | Source Sample Result | Units | Qual | RPD | RPD Lim | DF |
|---|---|---|---|---|---|---|---|
| Biochemical Oxygen Demand | 3.720 | 3.810 | mg/L | BOD5 | 2 | 30 | 1 |

| Type: | Blank | Lab ID: | QC1341164 | Batch: | 395517 |
|---|---|---|---|---|---|
| Matrix: | Water | Method: | SM5220D | Prep Method: | SM 5220D |

| QC1341164 Analyte | Result | Qual | Units | RL | MDL | Prepared | Analyzed |
|---|---|---|---|---|---|---|---|
| Chemical Oxygen Demand | ND | | mg/L | 4.0 | 2.0 | 02/17/26 | 02/17/26 |

| Type: | Lab Control Sample | Lab ID: | QC1341165 | Batch: | 395517 |
|---|---|---|---|---|---|
| Matrix: | Water | Method: | SM5220D | Prep Method: | SM 5220D |

| QC1341165 Analyte | Result | Spiked | Units | Recovery | Qual | Limits |
|---|---|---|---|---|---|---|
| Chemical Oxygen Demand | 90.00 | 100.0 | mg/L | 90% | | 90-110 |

| Type: | Matrix Spike | Lab ID: | QC1341172 | Batch: | 395517 |
|---|---|---|---|---|---|
| Matrix (Source ID): | Water (552473-001) | Method: | SM5220D | Prep Method: | SM 5220D |

| QC1341172 Analyte | Result | Source Sample Result | Spiked | Units | Recovery | Qual | Limits | DF |
|---|---|---|---|---|---|---|---|---|
| Chemical Oxygen Demand | 92.00 | 9.000 | 100.0 | mg/L | 83% | | 75-125 | 2 |

| Type: | Matrix Spike Duplicate | Lab ID: | QC1341173 | Batch: | 395517 |
|---|---|---|---|---|---|
| Matrix (Source ID): | Water (552473-001) | Method: | SM5220D | Prep Method: | SM 5220D |

| QC1341173 Analyte | Result | Source Sample Result | Spiked | Units | Recovery | Qual | Limits | RPD | RPD Lim | DF |
|---|---|---|---|---|---|---|---|---|---|---|
| Chemical Oxygen Demand | 94.00 | 9.000 | 100.0 | mg/L | 85% | | 75-125 | 2 | 20 | 2 |

| | |
|---|---|
| # | CCV drift outside limits; average CCV drift within limits per method requirements |
| * | Value is outside QC limits |
| BOD5 | Estimated result, under-depleted, highest volume replicate reported |
| E | Response exceeds instrument's linear range |
| ND | Not Detected |
| NM | Not Meaningful |
| b | See narrative |

**Laboratory Job Number 553208**

**Subcontracted Products**

**Pace Laboratories**

Date of Report: 02/24/2026

David Tripp

Enthalpy Analytical - Orange
931 West Barkley Avenue
Orange, CA 92868

| | |
|---|---|
| Client Project: | EO-553208 |
| Pace Project: | Chiquita Canyon Landfill Stormwater |
| Pace Work Order: | 2602487 |
| Invoice ID: | B531846 |

Enclosed are the results of analyses for samples received by the laboratory on 2/18/2026. If you have any questions concerning this report, please feel free to contact me.

Sincerely,

Contact Person: Ragen Williams
Client Service Rep

Steven Bennett
Operations Manager

Certifications: CA ELAP #1186; NV #CA00014; OR ELAP #4032-001; AK UST101

*The results in this report apply to the samples analyzed in accordance with the chain of custody document. This analytical report must be reproduced in its entirety.*
All results listed in this report are for the exclusive use of the submitting party. Pace Analytical assumes no responsibility for report alteration, separation, detachment or third party interpretation.

# Table of Contents


**Sample Information**

Chain of Custody and Cooler Receipt form ..... 3

Laboratory / Client Sample Cross Reference ..... 5

**Sample Results**

**2602487-01 - OUTLET**

Organo-Phosphorus Pesticide Analysis (EPA Method 8141A) ..... 6

**Quality Control Reports**

**Organo-Phosphorus Pesticide Analysis (EPA Method 8141A)**

Method Blank Analysis ..... 7

Laboratory Control Sample ..... 8

**Notes**

Notes and Definitions ..... 9



*The results in this report apply to the samples analyzed in accordance with the chain of custody document. This analytical report must be reproduced in its entirety.*

All results listed in this report are for the exclusive use of the submitting party. Pace Analytical assumes no responsibility for report alteration, separation, detachment or third party interpretation.

ENTHALPY ANALYTICAL

931 West Barkley Ave
Orange, CA 92868
(714) 771-6900

**2602487**

Subcontract Laboratory:
Pace Laboratories
4100 Atlas Court
Bakersfield, CA 93308
ATTN: Ragen Schallock
PO #: Required, to be sent via email

RUSH

Enthalpy Order: EO-553208
PM: David Tripp
Email: david.tripp@enthalpy.com
CC: incomingreports@enthalpy.com
Phone: 657-581-4710

Results Due: RUSH TAT
Report Level: II
Report To: MDL
EDDs: ELM_TransferOut (Standard Excel Transfer EDD, 3 tabs)

2602487

Notes:
CHIQUITA Stormwater; Pace please advise regarding RUSH TAT

| Sample ID | Collected | Lab ID | # Cont. | Matrix | Analysis Requested | Comment |
|---|---|---|---|---|---|---|
| OUTLET | 16-FEB-2026 12:02 | 553208-001 | 1 | Water | Organophosphorus Pesticides | -1 |

| Notes: | Relinquished By: | Received By: |
|---|---|---|
| | [signature] | I Sbet Oliveros |
| | Date: 2-17-26 16:56 | Date: 2/18/26 1004 |
| | | |
| | Date: | Date: |
| | | |
| | Date: | Date: |

Pace Analytical®
ENVIRONMENTAL SCIENCES

**Chain of Custody and Cooler Receipt Form for 2602487 Page 2 of 2**

PACE ANALYTICAL — COOLER RECEIPT FORM — Page 1 Of 1

Submission #: 2602487

**SHIPPING INFORMATION**
Fed Ex ☐ UPS ☐ GSO / GLS ☑ Hand Delivery ☐
Pace Lab Field Service ☐ Other ☐ (Specify)_____

**SHIPPING CONTAINER**
Ice Chest ☑ None ☐ Box ☐
Other ☐ (Specify)_____

**FREE LIQUID**
YES ☑ NO ☐
W / S

Refrigerant: Ice ☑ Blue Ice ☐ None ☐ Other ☐ Comments:

Custody Seals: Ice Chest ☐ Intact? Yes ☐ No ☐ | Containers ☐ Intact? Yes ☐ No ☐ | None ☑ Comments:

All samples received? Yes ☒ No ☐ All samples containers intact? Yes ☒ No ☐ Description(s) match COC? Yes ☒ No ☐

COC Received ☑ YES ☐ NO

Emissivity: 0.97 Container: NA Thermometer ID: 366
Temperature: (A) 3.5 °C / (C) 3.6 °C

Date/Time 2/18/26
Analyst Init FOZ 1004

| SAMPLE CONTAINERS | SAMPLE NUMBERS 1 | 2 | 3 | 4 | 5 | 6 | 7 | 8 | 9 | 10 |
|---|---|---|---|---|---|---|---|---|---|---|
| QT PE UNPRES | | | | | | | | | | |
| 4oz / 8oz / 16oz PE UNPRES | | | | | | | | | | |
| 2oz Cr+6 | | | | | | | | | | |
| QT INORGANIC CHEMICAL METALS | | | | | | | | | | |
| INORGANIC CHEMICAL METALS 4oz / 8oz / 16oz | | | | | | | | | | |
| PT CYANIDE | | | | | | | | | | |
| PT NITROGEN FORMS | | | | | | | | | | |
| PT TOTAL SULFIDE | | | | | | | | | | |
| 2oz. NITRATE / NITRITE | | | | | | | | | | |
| PT TOTAL ORGANIC CARBON | | | | | | | | | | |
| PT CHEMICAL OXYGEN DEMAND | | | | | | | | | | |
| PtA PHENOLICS | | | | | | | | | | |
| 40ml VOA VIAL TRAVEL BLANK | | | | | | | | | | |
| 40ml VOA VIAL | | | | | | | | | | |
| QT EPA 1664B | | | | | | | | | | |
| PT ODOR | | | | | | | | | | |
| RADIOLOGICAL | | | | | | | | | | |
| BACTERIOLOGICAL | | | | | | | | | | |
| 40 ml VOA VIAL- 504 | | | | | | | | | | |
| QT EPA 508/608.3/8081A | | | | | | | | | | |
| QT EPA 515.1/8151A | | | | | | | | | | |
| QT EPA 525.2 | | | | | | | | | | |
| QT EPA 525.2 TRAVEL BLANK | | | | | | | | | | |
| 40ml EPA 547 | | | | | | | | | | |
| 40ml EPA 531.1 | | | | | | | | | | |
| 8oz EPA 548.1 | | | | | | | | | | |
| QT EPA 549.2 | | | | | | | | | | |
| QT EPA 8015M | | | | | | | | | | |
| QT EPA 8270C | | | | | | | | | | |
| 8oz / 16oz / 32oz AMBER | A | | | | | | | | | |
| 8oz / 16oz / 32oz JAR | | | | | | | | | | |
| SOIL SLEEVE | | | | | | | | | | |
| PCB VIAL | | | | | | | | | | |
| PLASTIC BAG | | | | | | | | | | |
| TEDLAR BAG | | | | | | | | | | |
| FERROUS IRON | | | | | | | | | | |
| ENCORE | | | | | | | | | | |
| SMART KIT | | | | | | | | | | |
| SUMMA CANISTER | | | | | | | | | | |

CHK BY JW
DISTRIBUTION SLM
SUB OUT

Comments:
Sample Numbering Completed By: FOZ Date/Time: 1008 2/18/26
A = Actual / C = Corrected

Rev 23 05/20/22
[S:\WPDoc\WordPerfect\LAB_DOCS\FORMS\SAMREC rev 20]

*The results in this report apply to the samples analyzed in accordance with the chain of custody document. This analytical report must be reproduced in its entirety.*
All results listed in this report are for the exclusive use of the submitting party. Pace Analytical assumes no responsibility for report alteration, separation, detachment or third party interpretation.

Pace Analytical®
ENVIRONMENTAL SCIENCES

| | |
|---|---|
| Enthalpy Analytical - Orange<br>931 West Barkley Avenue<br>Orange, CA 92868 | **Reported:** 02/24/2026 17:00<br>Project: Chiquita Canyon Landfill Stormwater<br>Project Number: EO-553208<br>Project Manager: David Tripp |

# Laboratory / Client Sample Cross Reference

| Laboratory | Client Sample Information | | | |
|---|---|---|---|---|
| **2602487-01** | **COC Number:** | --- | **Receive Date:** | 02/18/2026 10:04 |
| | **Project Number:** | --- | **Sampling Date:** | 02/16/2026 12:02 |
| | **Sampling Location:** | --- | **Sample Depth:** | --- |
| | **Sampling Point:** | OUTLET | **Lab Matrix:** | Water |
| | **Sampled By:** | client | **Sample Type:** | Water |

Pace Analytical®
ENVIRONMENTAL SCIENCES

Enthalpy Analytical - Orange
931 West Barkley Avenue
Orange, CA 92868

**Reported:** 02/24/2026 17:00
Project: Chiquita Canyon Landfill Stormwater
Project Number: EO-553208
Project Manager: David Tripp

# Organo-Phosphorus Pesticide Analysis (EPA Method 8141A)

**Pace Sample ID:** 2602487-01 | **Client Sample Name:** OUTLET, 2/16/2026 12:02:00PM, client

| Constituent | Result | Units | PQL | MDL | Method | MB Bias | Lab Quals | DCN |
|---|---|---|---|---|---|---|---|---|
| Azinphos methyl | ND | ug/L | 0.50 | 0.12 | EPA-8141A | ND | | 1 |
| Bolstar | ND | ug/L | 0.20 | 0.050 | EPA-8141A | ND | | 1 |
| Chlorpyrifos | ND | ug/L | 0.20 | 0.050 | EPA-8141A | ND | | 1 |
| Coumaphos | ND | ug/L | 0.50 | 0.11 | EPA-8141A | ND | | 1 |
| Demeton O/S | ND | ug/L | 0.20 | 0.056 | EPA-8141A | ND | | 1 |
| Diazinon | ND | ug/L | 0.20 | 0.050 | EPA-8141A | ND | | 1 |
| Dichlorvos | ND | ug/L | 0.20 | 0.050 | EPA-8141A | ND | | 1 |
| Disulfoton | ND | ug/L | 0.20 | 0.050 | EPA-8141A | ND | | 1 |
| Ethoprop | ND | ug/L | 0.20 | 0.052 | EPA-8141A | ND | | 1 |
| Fensulfothion | ND | ug/L | 0.20 | 0.051 | EPA-8141A | ND | | 1 |
| Fenthion | ND | ug/L | 0.20 | 0.050 | EPA-8141A | ND | | 1 |
| Merphos | ND | ug/L | 0.20 | 0.050 | EPA-8141A | ND | | 1 |
| Methyl parathion | ND | ug/L | 0.20 | 0.050 | EPA-8141A | ND | | 1 |
| Mevinphos | ND | ug/L | 0.20 | 0.050 | EPA-8141A | ND | | 1 |
| Naled | ND | ug/L | 0.50 | 0.17 | EPA-8141A | ND | | 1 |
| Phorate | ND | ug/L | 0.20 | 0.066 | EPA-8141A | ND | | 1 |
| Ronnel (Fenchlorphos) | ND | ug/L | 0.20 | 0.050 | EPA-8141A | ND | | 1 |
| Stirophos (Tetrachlorvinphos) | ND | ug/L | 0.20 | 0.082 | EPA-8141A | ND | | 1 |
| Tokuthion (Prothiofos) | ND | ug/L | 0.20 | 0.050 | EPA-8141A | ND | | 1 |
| Trichloronate | ND | ug/L | 0.20 | 0.050 | EPA-8141A | ND | | 1 |
| Triphenylphosphate (Surrogate) | 44.8 | % | 50 - 130 (LCL - UCL) | | EPA-8141A | | S09 | 1 |

| DCN | Method | Prep Date | Run Date/Time | Analyst | Instrument | Dilution | QC Batch ID | Prep Method |
|---|---|---|---|---|---|---|---|---|
| 1 | EPA-8141A | 02/23/26 10:15 | 02/24/26 02:58 | IJC | GC-18 | 0.990 | B227696 | EPA 3510C |

DCN = Data Continuation Number

*The results in this report apply to the samples analyzed in accordance with the chain of custody document. This analytical report must be reproduced in its entirety.*
All results listed in this report are for the exclusive use of the submitting party. Pace Analytical assumes no responsibility for report alteration, separation, detachment or third party interpretation.

Pace Analytical
ENVIRONMENTAL SCIENCES

Enthalpy Analytical - Orange
931 West Barkley Avenue
Orange, CA 92868

**Reported:** 02/24/2026 17:00
Project: Chiquita Canyon Landfill Stormwater
Project Number: EO-553208
Project Manager: David Tripp

# Organo-Phosphorus Pesticide Analysis (EPA Method 8141A)

## Quality Control Report - Method Blank Analysis

| Constituent | QC Sample ID | MB Result | Units | PQL | MDL | Lab Quals | Run # |
|---|---|---|---|---|---|---|---|
| **QC Batch ID: B227696** | | | | | | | |
| Azinphos methyl | B227696-BLK1 | ND | ug/L | 0.50 | 0.12 | | 1 |
| Bolstar | B227696-BLK1 | ND | ug/L | 0.20 | 0.050 | | 1 |
| Chlorpyrifos | B227696-BLK1 | ND | ug/L | 0.20 | 0.050 | | 1 |
| Coumaphos | B227696-BLK1 | ND | ug/L | 0.50 | 0.11 | | 1 |
| Demeton O/S | B227696-BLK1 | ND | ug/L | 0.20 | 0.056 | | 1 |
| Diazinon | B227696-BLK1 | ND | ug/L | 0.20 | 0.050 | | 1 |
| Dichlorvos | B227696-BLK1 | ND | ug/L | 0.20 | 0.050 | | 1 |
| Disulfoton | B227696-BLK1 | ND | ug/L | 0.20 | 0.050 | | 1 |
| Ethoprop | B227696-BLK1 | ND | ug/L | 0.20 | 0.052 | | 1 |
| Fensulfothion | B227696-BLK1 | ND | ug/L | 0.20 | 0.051 | | 1 |
| Fenthion | B227696-BLK1 | ND | ug/L | 0.20 | 0.050 | | 1 |
| Merphos | B227696-BLK1 | ND | ug/L | 0.20 | 0.050 | | 1 |
| Methyl parathion | B227696-BLK1 | ND | ug/L | 0.20 | 0.050 | | 1 |
| Mevinphos | B227696-BLK1 | ND | ug/L | 0.20 | 0.050 | | 1 |
| Naled | B227696-BLK1 | ND | ug/L | 0.50 | 0.17 | | 1 |
| Phorate | B227696-BLK1 | ND | ug/L | 0.20 | 0.066 | | 1 |
| Ronnel (Fenchlorphos) | B227696-BLK1 | ND | ug/L | 0.20 | 0.050 | | 1 |
| Stirophos (Tetrachlorvinphos) | B227696-BLK1 | ND | ug/L | 0.20 | 0.082 | | 1 |
| Tokuthion (Prothiofos) | B227696-BLK1 | ND | ug/L | 0.20 | 0.050 | | 1 |
| Trichloronate | B227696-BLK1 | ND | ug/L | 0.20 | 0.050 | | 1 |
| **Triphenylphosphate (Surrogate)** | **B227696-BLK1** | **80.4** | % | **50 - 130 (LCL - UCL)** | | | 1 |

| Run # | QC Sample ID | QC Type | Method | Prep Date | Run Date Time | Analyst | Instrument | Dilution |
|---|---|---|---|---|---|---|---|---|
| 1 | B227696-BLK1 | PB | EPA-8141A | 02/23/26 | 02/24/26 00:30 | IJC | GC-18 | 1 |

*The results in this report apply to the samples analyzed in accordance with the chain of custody document. This analytical report must be reproduced in its entirety.*
All results listed in this report are for the exclusive use of the submitting party. Pace Analytical assumes no responsibility for report alteration, separation, detachment or third party interpretation.

Pace Analytical
ENVIRONMENTAL SCIENCES

Enthalpy Analytical - Orange
931 West Barkley Avenue
Orange, CA 92868

**Reported:** 02/24/2026 17:00
Project: Chiquita Canyon Landfill Stormwater
Project Number: EO-553208
Project Manager: David Tripp

# Organo-Phosphorus Pesticide Analysis (EPA Method 8141A)

## Quality Control Report - Laboratory Control Sample

| Constituent | QC Sample ID | Type | Result | Spike Level | Units | Percent Recovery | RPD | Control Limits Percent Recovery | Control Limits RPD | Lab Quals | Run # |
|---|---|---|---|---|---|---|---|---|---|---|---|
| **QC Batch ID: B227696** | | | | | | | | | | | |
| Bolstar | B227696-BS1 | LCS | 1.6950 | 2.0000 | ug/L | 84.8 | | 50 - 130 | | | 1 |
| | B227696-BSD1 | LCSD | 1.8400 | 2.0000 | ug/L | 92.0 | 8.2 | 50 - 130 | 30 | | 2 |
| Chlorpyrifos | B227696-BS1 | LCS | 1.6650 | 2.0000 | ug/L | 83.2 | | 60 - 120 | | | 1 |
| | B227696-BSD1 | LCSD | 1.7150 | 2.0000 | ug/L | 85.8 | 3.0 | 60 - 120 | 30 | | 2 |
| Diazinon | B227696-BS1 | LCS | 1.6300 | 2.0000 | ug/L | 81.5 | | 60 - 130 | | | 1 |
| | B227696-BSD1 | LCSD | 1.7300 | 2.0000 | ug/L | 86.5 | 6.0 | 60 - 130 | 30 | | 2 |
| Methyl parathion | B227696-BS1 | LCS | 1.7000 | 2.0000 | ug/L | 85.0 | | 60 - 120 | | | 1 |
| | B227696-BSD1 | LCSD | 1.8450 | 2.0000 | ug/L | 92.2 | 8.2 | 60 - 120 | 30 | | 2 |
| Mevinphos | B227696-BS1 | LCS | 1.4050 | 2.0000 | ug/L | 70.2 | | 50 - 120 | | | 1 |
| | B227696-BSD1 | LCSD | 1.5250 | 2.0000 | ug/L | 76.2 | 8.2 | 50 - 120 | 30 | | 2 |
| Ronnel (Fenchlorphos) | B227696-BS1 | LCS | 1.6950 | 2.0000 | ug/L | 84.8 | | 50 - 120 | | | 1 |
| | B227696-BSD1 | LCSD | 1.8350 | 2.0000 | ug/L | 91.8 | 7.9 | 50 - 120 | 30 | | 2 |
| Stirophos (Tetrachlorvinphos) | B227696-BS1 | LCS | 1.7650 | 2.0000 | ug/L | 88.2 | | 50 - 120 | | | 1 |
| | B227696-BSD1 | LCSD | 1.9100 | 2.0000 | ug/L | 95.5 | 7.9 | 50 - 120 | 30 | | 2 |
| Triphenylphosphate (Surrogate) | B227696-BS1 | LCS | 1.7600 | 2.5000 | ug/L | 70.4 | | 50 - 130 | | | 1 |
| | B227696-BSD1 | LCSD | 2.1250 | 2.5000 | ug/L | 85.0 | 18.8 | 50 - 130 | | | 2 |

| Run # | QC Sample ID | QC Type | Method | Prep Date | Run Date Time | Analyst | Instrument | Dilution |
|---|---|---|---|---|---|---|---|---|
| 1 | B227696-BS1 | LCS | EPA-8141A | 02/23/26 | 02/24/26 00:59 | IJC | GC-18 | 1 |
| 2 | B227696-BSD1 | LCSD | EPA-8141A | 02/23/26 | 02/24/26 01:29 | IJC | GC-18 | 1 |

*The results in this report apply to the samples analyzed in accordance with the chain of custody document. This analytical report must be reproduced in its entirety.*
All results listed in this report are for the exclusive use of the submitting party. Pace Analytical assumes no responsibility for report alteration, separation, detachment or third party interpretation.

Enthalpy Analytical - Orange
931 West Barkley Avenue
Orange, CA 92868

**Reported:** 02/24/2026 17:00
Project: Chiquita Canyon Landfill Stormwater
Project Number: EO-553208
Project Manager: David Tripp

## Notes And Definitions

| | |
|---|---|
| MDL | Method Detection Limit |
| ND | Analyte Not Detected |
| PQL | Practical Quantitation Limit |
| S09 | The surrogate recovery for this compound was not within the control limits. |

*The results in this report apply to the samples analyzed in accordance with the chain of custody document. This analytical report must be reproduced in its entirety.*
All results listed in this report are for the exclusive use of the submitting party. Pace Analytical assumes no responsibility for report alteration, separation, detachment or third party interpretation.

**Laboratory Job Number 553208**

**Subcontracted Products**

**McCampbell Analytical, Inc.**

# McCampbell Analytical, Inc.

*"When Quality Counts"*

# Analytical Report

| | | | |
|---|---|---|---|
| **WorkOrder:** | 2602B23 | **Amended:** | 03/13/2026 |
| | | **Revision:** | 1 |
| **Report Created for:** | Enthalpy Analytical | | |
| | 931 West Barkley Avenue<br>Orange, CA 92868 | | |
| **Project Contact:** | David Tripp | | |
| **Project P.O.:** | 079649 | | |
| **Project:** | EO-553208 | | |
| **Project Location:** | | | |
| **Project Received:** | 02/18/2026 | | |

Analytical Report reviewed & approved for release on 02/25/2026 by:

Tracy Babjar

Project Manager

***The report shall not be reproduced except in full, without the written approval of the laboratory. The analytical results relate only to the items tested. Results reported conform to the most current regulatory standards, where applicable, unless otherwise stated.***

1534 Willow Pass Rd. Pittsburg, CA 94565 ♦ TEL: (877) 252-9262 ♦ FAX: (925) 252-9269 ♦ www.mccampbell.com

CA ELAP 1644 ♦ ORELAP (NELAP) 4033 ♦ AIHA-LAP ID#232255 ♦ DoD-ELAP Cert # L22-757

McCampbell Analytical, Inc.
*"When Quality Counts"*

1534 Willow Pass Road, Pittsburg, CA 94565-1701
Toll Free Telephone: (877) 252-9262 / Fax: (925) 252-9269
http://www.mccampbell.com / E-mail: main@mccampbell.com

# Revision History

**Client:** Enthalpy Analytical **WorkOrder:** 2602B23
**Project:** EO-553208

| Date | Revision | Reason |
|---|---|---|
| 03/13/2026 | 1 | Revised to report 8151 data less dilute. |

McCampbell Analytical, Inc.
*"When Quality Counts"*

1534 Willow Pass Road, Pittsburg, CA 94565-1701
Toll Free Telephone: (877) 252-9262 / Fax: (925) 252-9269
http://www.mccampbell.com / E-mail: main@mccampbell.com

# Glossary of Terms & Qualifier Definitions

**Client:** Enthalpy Analytical **WorkOrder:** 2602B23

**Project:** EO-553208

## Glossary Abbreviation

| | |
|---|---|
| %D | Serial Dilution Percent Difference |
| 95% Interval | 95% Confident Interval |
| CCV | Continuing Calibration Verification. |
| CCV REC (%) | The % recovery of Continuing Calibration Verification |
| DF | Dilution Factor |
| DI WET | (DISTLC) Waste Extraction Test using DI water |
| DISS | Dissolved (sample filtered using a 0.45 µm filter size) |
| DLT | Dilution Test (Serial Dilution) |
| DUP | Duplicate |
| EDL | Estimated Detection Limit |
| ITEF | International Toxicity Equivalence Factor |
| LCS | Laboratory Control Sample |
| LCS2 | Second LCS for the batch. Spike level is lower than that for the first LCS; applicable to method 1633. |
| LQL | Lowest Quantitation Level |
| MB | Method Blank |
| MB IS/SS % Rec | % Recovery of Internal Standard or Surrogate in Method Blank, if applicable |
| MB SS % Rec | % Recovery of Surrogate in Method Blank, if applicable |
| MDL | Method Detection Limit [1] |
| ML | Minimum Level of Quantitation |
| MS | Matrix Spike |
| MSD | Matrix Spike Duplicate |
| NA | Not Applicable |
| ND | Not detected at or above the indicated MDL (if present) or RL. |
| NR | Data Not Reported due to matrix interference or insufficient sample amount. |
| PDS | Post Digestion Spike |
| PF | Prep Factor |
| RD | Relative Difference |
| RL | Reporting Limit [2] |
| RPD | Relative Percent Difference |
| RRT | Relative Retention Time |
| RSD | Relative Standard Deviation |
| SPK Val | Spike Value |
| SPKRef Val | Spike Reference Value |
| SPLP | Synthetic Precipitation Leachate Procedure |

[1] MDL is the minimum measured concentration of a substance that can be reported with 99% confidence that the measured concentration is distinguishable from method blank results. Definition and Procedure for the Determination of the Method Detection Limit, Revision 2, 40CFR, Part 136, Appendix B, EPA 821-R-16-006, December 2016. Values are based upon our default extraction volume/amount and are subject to change.

[2] RL is the lowest level that can be reliably determined within specified limits of precision and accuracy during routine laboratory operating conditions. (The RL cannot be lower than the lowest calibration standard used in the initial calibration of the instrument and must be greater than the MDL.) Values are based upon our default extraction volume/amount and are subject to change.

McCampbell Analytical, Inc.
*"When Quality Counts"*

1534 Willow Pass Road, Pittsburg, CA 94565-1701
Toll Free Telephone: (877) 252-9262 / Fax: (925) 252-9269
http://www.mccampbell.com / E-mail: main@mccampbell.com

# Glossary of Terms & Qualifier Definitions

**Client:** Enthalpy Analytical **WorkOrder:** 2602B23

**Project:** EO-553208

| | |
|---|---|
| TCLP | Toxicity Characteristic Leachate Procedure |
| TEQ | Toxicity Equivalents |
| TNTC | "Too Numerous to Count;" greater than 250 colonies observed on the plate. |
| TPH-Diesel | Sample results for semi-volatile TPH (diesel, kerosene, oil, etc) were calculated using a background subtraction procedure to correct for instrument baseline rise (column bleed) as described in Sec 7.7.2.2 of EPA 8015 B, C. |
| TZA | TimeZone Net Adjustment for sample collected outside of MAI's Coordinated Universal Time (UTC). (Adjustment for Daylight Saving is not accounted.) |
| WET (STLC) | Waste Extraction Test (Soluble Threshold Limit Concentration) |

## Analytical Qualifiers

| | |
|---|---|
| a3 | Sample diluted due to high organic content interfering with quantitative/or qualitative analysis. |
| b1 | Aqueous sample that contains greater than ~1 vol. % sediment |

McCampbell Analytical, Inc.
*"When Quality Counts"*

1534 Willow Pass Road, Pittsburg, CA 94565-1701
Toll Free Telephone: (877) 252-9262 / Fax: (925) 252-9269
http://www.mccampbell.com / E-mail: main@mccampbell.com

# Analytical Report

| | | | |
|---|---|---|---|
| **Client:** | Enthalpy Analytical | **WorkOrder:** | 2602B23 |
| **Date Received:** | 02/18/2026 9:54 | **Extraction Method:** | E8151A |
| **Date Prepared:** | 02/19/2026 | **Analytical Method:** | E8151A |
| **Project:** | EO-553208 | **Unit:** | µg/L |

## Chlorinated Herbicides by GC-ECD

| Client ID | Lab ID | Matrix | Date Collected | Instrument FileID | Batch ID |
|---|---|---|---|---|---|
| OUTLET | 2602B23-001A | Water | 02/16/2026 12:02 | GC15A 03112633.D | 335931 |

| Analytes | Result | MDL | RL | DF | Date Analyzed |
|---|---|---|---|---|---|
| Acifluorfen | ND | 0.53 | 1.0 | 1 | 03/11/2026 21:19 |
| Bentazon | ND | 0.32 | 1.0 | 1 | 03/11/2026 21:19 |
| Chloramben | ND | 0.64 | 1.0 | 1 | 03/11/2026 21:19 |
| 2,4-D (Dichlorophenoxyacetic acid) | ND | 0.079 | 0.20 | 1 | 03/11/2026 21:19 |
| 2,4-DB | ND | 0.42 | 1.0 | 1 | 03/11/2026 21:19 |
| Dalapon | ND | 0.77 | 1.0 | 1 | 03/11/2026 21:19 |
| DCPA (mono & diacid) | ND | 0.50 | 1.0 | 1 | 03/11/2026 21:19 |
| Dicamba | ND | 0.074 | 0.20 | 1 | 03/11/2026 21:19 |
| 3,5-Dichlorobenzoic Acid | ND | 0.24 | 1.0 | 1 | 03/11/2026 21:19 |
| Dichloroprop | ND | 0.35 | 1.0 | 1 | 03/11/2026 21:19 |
| Dinoseb (DNBP) | ND | 0.30 | 1.0 | 1 | 03/11/2026 21:19 |
| MCPA | ND | 1.3 | 2.0 | 1 | 03/11/2026 21:19 |
| MCPP | ND | 1.2 | 2.0 | 1 | 03/11/2026 21:19 |
| 4-Nitrophenol | ND | 0.77 | 1.0 | 1 | 03/11/2026 21:19 |
| Pentachlorophenol (PCP) | ND | 0.055 | 0.20 | 1 | 03/11/2026 21:19 |
| Picloram | ND | 0.38 | 1.0 | 1 | 03/11/2026 21:19 |
| 2,4,5-T (Trichlorophenoxy acetic acid) | ND | 0.10 | 0.20 | 1 | 03/11/2026 21:19 |
| 2,4,5-TP (Silvex) | ND | 0.16 | 0.50 | 1 | 03/11/2026 21:19 |

| Surrogates | REC (%) | Limits | DF | |
|---|---|---|---|---|
| DCAA | 93 | 60-140 | 1 | 03/11/2026 21:19 |

Analyst(s): DP

Analytical Comments: b1

McCampbell Analytical, Inc.
*"When Quality Counts"*

1534 Willow Pass Road, Pittsburg, CA 94565-1701
Toll Free Telephone: (877) 252-9262 / Fax: (925) 252-9269
http://www.mccampbell.com / E-mail: main@mccampbell.com

# Analytical Report

| | | | |
|---|---|---|---|
| **Client:** | Enthalpy Analytical | **WorkOrder:** | 2602B23 |
| **Date Received:** | 02/18/2026 9:54 | **Extraction Method:** | RSK175 |
| **Date Prepared:** | 02/20/2026 | **Analytical Method:** | RSK175 |
| **Project:** | EO-553208 | **Unit:** | µg/L |

## Dissolved Carbon Dioxide by RSK 175

| Client ID | Lab ID | Matrix | Date Collected | Instrument FileID | Batch ID |
|---|---|---|---|---|---|
| OUTLET | 2602B23-001B | Water | 02/16/2026 12:02 | GC26 0220260905.D | 336209 |

| Analytes | Result | MDL | RL | DF | Date Analyzed |
|---|---|---|---|---|---|
| Carbon Dioxide | **430** | 50 | 50 | 1 | 02/20/2026 11:07 |

Analyst(s): CLO

Analytical Comments: b1

McCampbell Analytical, Inc.
*"When Quality Counts"*

1534 Willow Pass Road, Pittsburg, CA 94565-1701
Toll Free Telephone: (877) 252-9262 / Fax: (925) 252-9269
http://www.mccampbell.com / E-mail: main@mccampbell.com

# Quality Control Report

| | | | |
|---|---|---|---|
| **Client:** | Enthalpy Analytical | **WorkOrder:** | 2602B23 |
| **Date Prepared:** | 02/19/2026 | **BatchID:** | 335931 |
| **Date Analyzed:** | 02/24/2026 | **Extraction Method:** | E8151A |
| **Instrument:** | GC15A | **Analytical Method:** | E8151A |
| **Matrix:** | Water | **Unit:** | µg/L |
| **Project:** | EO-553208 | **Sample ID:** | MB/LCS/LCSD-335931 |

## QC Summary Report for E8151A

| Analyte | MB Result | MDL | RL | SPK Val | MB IS/SS %REC | MB IS/SS Limits |
|---|---|---|---|---|---|---|
| Acifluorfen | ND | 0.53 | 1.0 | - | - | - |
| Bentazon | ND | 0.32 | 1.0 | - | - | - |
| Chloramben | ND | 0.64 | 1.0 | - | - | - |
| 2,4-D (Dichlorophenoxyacetic acid) | ND | 0.079 | 0.20 | - | - | - |
| 2,4-DB | ND | 0.42 | 1.0 | - | - | - |
| Dalapon | ND | 0.77 | 1.0 | - | - | - |
| DCPA (mono & diacid) | ND | 0.50 | 1.0 | - | - | - |
| Dicamba | ND | 0.074 | 0.20 | - | - | - |
| 3,5-Dichlorobenzoic Acid | ND | 0.24 | 1.0 | - | - | - |
| Dichloroprop | ND | 0.35 | 1.0 | - | - | - |
| Dinoseb (DNBP) | ND | 0.30 | 1.0 | - | - | - |
| MCPA | ND | 1.3 | 2.0 | - | - | - |
| MCPP | ND | 1.2 | 2.0 | - | - | - |
| 4-Nitrophenol | ND | 0.77 | 1.0 | - | - | - |
| Pentachlorophenol (PCP) | ND | 0.055 | 0.20 | - | - | - |
| Picloram | ND | 0.38 | 1.0 | - | - | - |
| 2,4,5-T (Trichlorophenoxy acetic acid) | ND | 0.10 | 0.20 | - | - | - |
| 2,4,5-TP (Silvex) | ND | 0.16 | 0.50 | - | - | - |
| **Surrogate Recovery** | | | | | | |
| DCAA | 8.7 | | | 10 | 87 | 70-130 |

*(Cont.)*

McCampbell Analytical, Inc.
*"When Quality Counts"*

1534 Willow Pass Road, Pittsburg, CA 94565-1701
Toll Free Telephone: (877) 252-9262 / Fax: (925) 252-9269
http://www.mccampbell.com / E-mail: main@mccampbell.com

# Quality Control Report

| | | | |
|---|---|---|---|
| **Client:** | Enthalpy Analytical | **WorkOrder:** | 2602B23 |
| **Date Prepared:** | 02/19/2026 | **BatchID:** | 335931 |
| **Date Analyzed:** | 02/24/2026 | **Extraction Method:** | E8151A |
| **Instrument:** | GC15A | **Analytical Method:** | E8151A |
| **Matrix:** | Water | **Unit:** | µg/L |
| **Project:** | EO-553208 | **Sample ID:** | MB/LCS/LCSD-335931 |

## QC Summary Report for E8151A

| Analyte | LCS Result | LCSD Result | SPK Val | LCS %REC | LCSD %REC | LCS/LCSD Limits | RPD | RPD Limit |
|---|---|---|---|---|---|---|---|---|
| Acifluorfen | 10 | 10 | 10 | 102 | 102 | 70-130 | 0.562 | 30 |
| Bentazon | 11 | 11 | 10 | 112 | 112 | 70-130 | 0.0788 | 30 |
| Chloramben | 12 | 11 | 10 | 116 | 114 | 70-130 | 2.13 | 30 |
| 2,4-D (Dichlorophenoxyacetic acid) | 11 | 11 | 10 | 108 | 106 | 70-130 | 2.32 | 30 |
| 2,4-DB | 11 | 11 | 10 | 107 | 107 | 70-130 | 0.228 | 30 |
| Dalapon | 10 | 10 | 10 | 103 | 100 | 70-130 | 3.23 | 30 |
| DCPA (mono & diacid) | 9.6 | 9.3 | 10 | 96 | 93 | 70-130 | 3.06 | 30 |
| Dicamba | 10 | 10 | 10 | 103 | 102 | 70-130 | 1.22 | 30 |
| 3,5-Dichlorobenzoic Acid | 10 | 10 | 10 | 100 | 100 | 70-130 | 0.560 | 30 |
| Dichloroprop | 10 | 9.9 | 10 | 103 | 99 | 70-130 | 3.50 | 30 |
| Dinoseb (DNBP) | 10 | 10 | 10 | 102 | 100 | 70-130 | 1.21 | 30 |
| MCPA | 110 | 100 | 100 | 110 | 102 | 70-130 | 6.90 | 30 |
| MCPP | 120 | 110 | 100 | 120 | 115 | 70-130 | 4.52 | 30 |
| 4-Nitrophenol | 8.3 | 8.3 | 10 | 83 | 83 | 70-130 | 0.0857 | 30 |
| Pentachlorophenol (PCP) | 10 | 10 | 10 | 102 | 100 | 70-130 | 1.70 | 30 |
| Picloram | 9.9 | 9.8 | 10 | 99 | 98 | 70-130 | 0.520 | 30 |
| 2,4,5-T (Trichlorophenoxy acetic acid) | 10 | 10 | 10 | 104 | 103 | 70-130 | 1.10 | 30 |
| 2,4,5-TP (Silvex) | 10 | 10 | 10 | 104 | 102 | 70-130 | 1.69 | 30 |
| **Surrogate Recovery** | | | | | | | | |
| DCAA | 9.9 | 9.8 | 10 | 99 | 98 | 70-130 | 1.11 | 30 |

McCampbell Analytical, Inc.
*"When Quality Counts"*

1534 Willow Pass Road, Pittsburg, CA 94565-1701
Toll Free Telephone: (877) 252-9262 / Fax: (925) 252-9269
http://www.mccampbell.com / E-mail: main@mccampbell.com

# Quality Control Report

| | | | |
|---|---|---|---|
| **Client:** | Enthalpy Analytical | **WorkOrder:** | 2602B23 |
| **Date Prepared:** | 02/20/2026 | **BatchID:** | 336209 |
| **Date Analyzed:** | 02/20/2026 | **Extraction Method:** | RSK175 |
| **Instrument:** | GC26 | **Analytical Method:** | RSK175 |
| **Matrix:** | Water | **Unit:** | µg/L |
| **Project:** | EO-553208 | **Sample ID:** | MB/LCS/LCSD-336209 |

## QC Summary Report for RSK175

| Analyte | MB Result | MDL | RL | | | |
|---|---|---|---|---|---|---|
| Carbon Dioxide | ND | 50 | 50 | - | - | - |

| Analyte | LCS Result | LCSD Result | SPK Val | LCS %REC | LCSD %REC | LCS/LCSD Limits | RPD | RPD Limit |
|---|---|---|---|---|---|---|---|---|
| Carbon Dioxide | 160 | 140 | 187.2 | 85 | 77 | 70-130 | 9.93 | 30 |

McCampbell Analytical, Inc.
*"When Quality Counts"*

1534 Willow Pass Road, Pittsburg, CA 94565-1701
Toll Free Telephone: (877) 252-9262 / Fax: (925) 252-9269
http://www.mccampbell.com / E-mail: main@mccampbell.com

# Certified Analyte List

**Client:** Enthalpy Analytical **WorkOrder:** 2602B23

**Project:** EO-553208

| Analyte | Cert 1 | Cert 2 | Cert 3 | Cert 4 | Cert 5 | Analytical Method | Matrix |
|---|---|---|---|---|---|---|---|
| 2,4,5-T (Trichlorophenoxy acetic acid) | ◉ | ◉ | ○ | ○ | ○ | E8151A | Water |
| 2,4,5-TP (Silvex) | ◉ | ◉ | ○ | ○ | ○ | E8151A | Water |
| 2,4-D (Dichlorophenoxyacetic acid) | ◉ | ◉ | ○ | ○ | ○ | E8151A | Water |
| 2,4-DB | ◉ | ◉ | ○ | ○ | ○ | E8151A | Water |
| 3,5-Dichlorobenzoic Acid | ○ | ◉ | ○ | ○ | ○ | E8151A | Water |
| 4-Nitrophenol | ◉ | ◉ | ○ | ○ | ○ | E8151A | Water |
| Acifluorfen | ○ | ◉ | ○ | ○ | ○ | E8151A | Water |
| Bentazon | ○ | ◉ | ○ | ○ | ○ | E8151A | Water |
| Chloramben | ○ | ◉ | ○ | ○ | ○ | E8151A | Water |
| Dalapon | ◉ | ◉ | ○ | ○ | ○ | E8151A | Water |
| DCPA (mono & diacid) | ○ | ◉ | ○ | ○ | ○ | E8151A | Water |
| Dicamba | ◉ | ◉ | ○ | ○ | ○ | E8151A | Water |
| Dichloroprop | ◉ | ◉ | ○ | ○ | ○ | E8151A | Water |
| Dinoseb (DNBP) | ◉ | ◉ | ○ | ○ | ○ | E8151A | Water |
| MCPA | ◉ | ◉ | ○ | ○ | ○ | E8151A | Water |
| MCPP | ◉ | ◉ | ○ | ○ | ○ | E8151A | Water |
| Pentachlorophenol (PCP) | ◉ | ◉ | ○ | ○ | ○ | E8151A | Water |
| Picloram | ○ | ◉ | ○ | ○ | ○ | E8151A | Water |

**Certifications**

| | |
|---|---|
| Cert 1 | CA ELAP 1644 |
| Cert 2 | ORELAP (NELAP) 4033 |

The Certified Analyte Report lists the compounds for which MAI is accredited at the time of issuance. Although MAI holds multiple accreditations, methods with extensive compound lists may not be fully accredited due to state agency availability.

McCampbell Analytical, Inc.
1534 Willow Pass Rd
Pittsburg, CA 94565-1701
(925) 252-9262

# CHAIN-OF-CUSTODY RECORD



**WorkOrder: 2602B23** **ClientCode: ENO** **QuoteID: 262776**

☐ WaterTrax ☐ CLIP ☐ EDF ☑ EQuIS ☑ Dry-Weight ☑ Email ☐ HardCopy ☐ ThirdParty ☑ J-flag
☑ Detection Summary ☑ **Excel** [A1_Standard _QC]

Report to:
David Tripp
Enthalpy Analytical
931 West Barkley Avenue
Orange, CA 92868
657-581-4710 FAX:

Email: david.tripp@enthalpy.com
cc/3rd Party: incomingreports@enthalpy.com;
PO: 079649
Project: EO-553208

Bill to:
Accounts Payable/Enthalpy SoCal
Montrose Environmental Group
PO Box 842165
Boston, MA 02284-2165
003EL_ap@montrose-env.com

**Requested TAT:** **5 days;**

*Date Received:* **02/18/2026**
*Date Logged:* **02/18/2026**

| Lab ID | ClientSampID | Matrix | Collection Date | Hold | Requested Tests (See legend below) | | | | | | | | | | | |
|---|---|---|---|---|---|---|---|---|---|---|---|---|---|---|---|---|
| | | | | | 1 | 2 | 3 | 4 | 5 | 6 | 7 | 8 | 9 | 10 | 11 | 12 |
| 2602B23-001 | OUTLET | Water | 2/16/2026 12:02 | ☐ | A | A | B | | | | | | | | | |

**Test Legend:**

| | | | | | | | |
|---|---|---|---|---|---|---|---|
| 1 | 8151_W | 2 | PRDisposal Fee | 3 | RSK175_CO2_W | 4 | |
| 5 | | 6 | | 7 | | 8 | |
| 9 | | 10 | | 11 | | 12 | |

**Project Manager: Jena Alfaro**

**Prepared by: Emily Perez**

**Comments:**

NOTE: Soil samples are discarded 60 days after receipt unless other arrangements are made (Water samples are 30 days).
Hazardous samples will be returned to client or disposed of at client expense.

McCampbell Analytical, Inc.
*"When Quality Counts"*

1534 Willow Pass Road, Pittsburg, CA 94565-1701
Toll Free Telephone: (877) 252-9262 / Fax: (925) 252-9269
http://www.mccampbell.com / E-mail: main@mccampbell.com

# WORK ORDER SUMMARY

**Client Name:** ENTHALPY ANALYTICAL
**Client Contact:** David Tripp
**Contact's Email:** david.tripp@enthalpy.com

**Project:** EO-553208
**Comments**

**Work Order:** 2602B23
**QC Level:** LEVEL 2
**Date Logged:** 2/18/2026

☐ WaterTrax ☐ CLIP ☐ EDF ☑ Excel ☐ EQuIS ☑ Email ☐ HardCopy ☐ ThirdParty ☑ J-flag

| LabID | ClientSampID | Matrix | Test Name | Cont./ Comp. | Bottle & Preservative | U** | Head Space | Dry-Weight | Collection Date & Time | TAT | Test Due Date | Sediment Content | Hold | Sub Out |
|---|---|---|---|---|---|---|---|---|---|---|---|---|---|---|
| 001A | OUTLET | Water | E8151A (Chlorinated Herbicides) | 1 | 1LA Narrow Mouth, Unpres | ☐ | ☐ | ☐ | 2/16/2026 12:02 | 5 days | 2/25/2026 | 1%+ | ☐ | ☐ |
| 001B | OUTLET | Water | RSK175 (CO2) | 2 | VOA, Unpres | ☐ | ☐ | ☐ | 2/16/2026 12:02 | 5 days | 2/25/2026 | 1%+ | ☐ | ☐ |

**NOTES: * STLC and TCLP extractions require 2 days to complete; therefore, all TATs begin after the extraction is completed (i.e., One-day TAT yields results in 3 days from sample submission).**

**- ISM prep requires 5 to 10 days to complete; therefore, all TATs begin after the extraction is completed (i.e., One-day TAT yields results in 6 to 11 days from sample submission). Due date listed on WO summary will not accurately reflect the time needed for sample preparation.**

**- Organic extracts are held for 40 days before disposal; Inorganic extract are held for 30 days.**

**- MAI assumes that all material present in the provided sampling container is considered part of the sample - MAI does not exclude any material from the sample prior to sample preparation unless requested in writing by the client.**

**U** = An unpreserved container was received for a method that suggests a preservation in order to extend hold time for analysis.**

**Cont./Comp. = Containers /Composites**

2602B22

ENTHALPY ANALYTICAL

931 West Barkley Ave
Orange, CA 92868
(714) 771-6900

Subcontract Laboratory:
McCampbell Analytical, Inc.
1534 Willow Pass Rd.
Pittsburg, CA 94565
ATTN:
PO #: Quote ID: 262776

Enthalpy Order: EO-553208
PM: David Tripp
Email: david.tripp@enthalpy.com
CC: incomingreports@enthalpy.com
Phone: 657-581-4710

Results Due: Hold time RUSH
Report Level: II
Report To: MDL
EDDs: Standard Excel EDD

Notes:

CHIQUITA Stormwater - Hold time rush please, if necessary

| Sample ID | Collected | Lab ID | # Cont. | Matrix | Analysis Requested | Comment |
|---|---|---|---|---|---|---|
| OUTLET | 16-FEB-2026 12:02 | 553208-001 | 1 | Water | EPA 8151A Chlorinated Herbicides | |
| | | | | Water | RSK-175 CO2 | |

| Notes: | Relinquished By: | Received By: |
|---|---|---|
| | [signature] | |
| | Date: 2-17-26 17:45 | Date: |
| | | Emily Rc |
| | Date: | Date: 2/18/26 0954 |
| | | |
| | Date: | Date: |

GIS: 56409 6452

2 Out
1 RUS

McCampbell Analytical, Inc.
*"When Quality Counts"*

1534 Willow Pass Road, Pittsburg, CA 94565-1701
Toll Free Telephone: (877) 252-9262 / Fax: (925) 252-9269
http://www.mccampbell.com / E-mail: main@mccampbell.com

# Sample Receipt Checklist

| | | | |
|---|---|---|---|
| Client Name: | Enthalpy Analytical | Date and Time Received: | 2/18/2026 09:54 |
| Project: | EO-553208 | Date Logged: | 2/18/2026 |
| | | Received by: | Emily Perez |
| WorkOrder №: | 2602B23 Matrix: Water | Logged by: | Emily Perez |
| Carrier: | Golden State Overnight | | |

## Chain of Custody (COC) Information

| | | | | | | |
|---|---|---|---|---|---|---|
| Chain of custody present? | Yes | ☑ | No | ☐ | | |
| Chain of custody signed when relinquished and received? | Yes | ☑ | No | ☐ | | |
| Chain of custody agrees with sample labels? | Yes | ☑ | No | ☐ | | |
| Sample IDs noted by Client on COC? | Yes | ☑ | No | ☐ | | |
| Date and Time of collection noted by Client on COC? | Yes | ☑ | No | ☐ | | |
| Sampler's name noted on COC? | Yes | ☑ | No | ☐ | | |
| COC agrees with Quote? | Yes | ☑ | No | ☐ | NA | ☐ |
| COC quote is active? | Yes | ☑ | No | ☐ | NA | ☐ |

## Sample Receipt Information

| | | | | | | |
|---|---|---|---|---|---|---|
| Custody seals intact on shipping container/cooler? | Yes | ☐ | No | ☐ | NA | ☑ |
| Custody seals intact on sample bottles? | Yes | ☐ | No | ☐ | NA | ☑ |
| Shipping container/cooler in good condition? | Yes | ☑ | No | ☐ | | |
| Samples in proper containers/bottles? | Yes | ☑ | No | ☐ | | |
| Sample containers intact? | Yes | ☑ | No | ☐ | | |
| Sufficient sample volume for indicated test? | Yes | ☑ | No | ☐ | | |

## Sample Preservation and Hold Time (HT) Information

| | | | | | | |
|---|---|---|---|---|---|---|
| All samples received within holding time? | Yes | ☑ | No | ☐ | NA | ☐ |
| Samples Received on Ice? | Yes | ☑ | No | ☐ | | |
| (Ice Type: WET ICE ) | | | | | | |
| Sample/Temp Blank temperature | Temp: 2°C | | | | NA | ☐ |
| ZHS conditional analyses: VOA meets zero headspace requirement (VOCs, TPHg/BTEX, RSK)? | Yes | ☑ | No | ☐ | NA | ☐ |
| Sample labels checked for correct preservation? | Yes | ☑ | No | ☐ | | |
| pH acceptable upon receipt (Metal: <2)? | Yes | ☐ | No | ☐ | NA | ☑ |

UCMR Samples:

| | | | | | | |
|---|---|---|---|---|---|---|
| pH tested and acceptable upon receipt (200.7: ≤2; 533: 6 - 8; 537.1: 6 - 8)? | Yes | ☐ | No | ☐ | NA | ☑ |
| Free Chlorine tested and acceptable upon receipt (<0.1mg/L) [not applicable to 200.7]? | Yes | ☐ | No | ☐ | NA | ☑ |

Comments:

**Laboratory Job Number 553208**

**Subcontracted Products**

**Enthalpy - El Dorado Hills**

March 05, 2026

**Enthalpy Analytical - El Dorado Hills**
**Work Order No. 2602173**

Mr. David Tripp
Enthalpy Analytical
931 W. Barkley Avenue
Orange, CA 92868

Dear Mr. Tripp,

Enclosed are the results for the sample set received at Enthalpy Analytical - EDH on February 18, 2026 under your Project Name 'EO-553208'.

Enthalpy Analytical - EDH is committed to serving you effectively. If you require additional information, please contact me at 916-673-1520 or by email at mark.rein@enthalpy.com.

Thank you for choosing Enthalpy Analytical - EDH as part of your analytical support team.

Sincerely,



Mark Rein
Project Manager

*Enthalpy Analytical -EDH certifies that the report herein meets all the requirements set forth by NELAP for those applicable test methods. Results relate only to the samples as received by the laboratory. This report should not be reproduced except in full without the written approval of Enthalpy Analytical -EDH .*

**Enthalpy Analytical - EDH Work Order No. 2602173**
**Case Narrative**

**Sample Condition on Receipt:**

One water sample was received and stored securely in accordance with Enthalpy Analytical - EDH standard operating procedures and EPA methodology. The sample was received in good condition and within the method temperature requirements.

**Analytical Notes:**

**EPA Method 8290A**

The sample was extracted and analyzed for 2,3,7,8-TCDD by EPA Method 8290A using a ZB-DIOXIN GC column.

Holding Times

The method holding time criteria was met for the sample.

Quality Control

The Initial Calibration and Continuing Calibration Verifications met the method acceptance criteria.

A Method Blank and Ongoing Precision and Recovery (OPR) sample were extracted and analyzed with the preparation batch. No analytes were detected above the sample quantitation limits in the Method Blank. The OPR recoveries were within the method acceptance criteria.

Labeled standard recoveries for all QC and field samples were within method acceptance criteria.

TABLE OF CONTENTS


Case Narrative..... 1

Table of Contents..... 3

Sample Inventory..... 4

Analytical Results..... 5

Qualifiers..... 9

Certifications..... 10

Sample Receipt..... 11

# Sample Inventory Report

| Sample ID | Client Sample ID | Sampled | Received | Components/Containers |
|---|---|---|---|---|
| 2602173-01 | OUTLET | 16-Feb-26 12:02 | 18-Feb-26 10:45 | Amber Glass NM Bottle, 1L |

**ANALYTICAL RESULTS**

## Sample ID: Method Blank

**EPA Method 8290A**

**Client Data**

Name: Enthalpy Analytical
Project: EO-553208
Matrix: Aqueous

**Laboratory Data**

Lab Sample: B26B311-BLK1
QC Batch: B26B311
Sample Size: 0.500 L
Date Extracted: 26-Feb-26
Column: ZB-DIOXIN

| Analyte | Conc. (pg/L) | MDL | RL | Qualifiers | Analyzed | Dilution |
|---|---|---|---|---|---|---|
| 2,3,7,8-TCDD | ND | 3.56 | 10.0 | | 03-Mar-26 00:00 | 1 |

| Labeled Standards | Type | % Recovery | Limits | Qualifiers | Analyzed | Dilution |
|---|---|---|---|---|---|---|
| 13C-2,3,7,8-TCDD | IS | 85.0 | 40 - 135 | | 03-Mar-26 00:00 | 1 |
| 37Cl-2,3,7,8-TCDD | CRS | 90.1 | 40 - 135 | | 03-Mar-26 00:00 | 1 |

MDL - Method Detection Limit
RL - Reporting limit

Results reported to MDL.

**Sample ID: OPR** **EPA Method 8290A**

**Client Data**

Name: Enthalpy Analytical
Project: EO-553208
Matrix: Aqueous

**Laboratory Data**

Lab Sample: B26B311-BS1
QC Batch: B26B311
Sample Size: 0.500 L
Date Extracted: 26-Feb-26 04:13
Column: ZB-DIOXIN

| Analyte | Amt Found (pg/L) | Spike Amt | % Recovery | Limits | Qualifiers | Analyzed | Dilution |
|---|---|---|---|---|---|---|---|
| 2,3,7,8-TCDD | 377 | 400 | 94.3 | 70-130 | | 27-Feb-26 10:36 | 1 |
| **Labeled Standards** | **Type** | | **% Recovery** | **Limits** | **Qualifiers** | **Analyzed** | **Dilution** |
| 13C-2,3,7,8-TCDD | IS | | 69.7 | 40-135 | | 27-Feb-26 10:36 | 1 |
| 37Cl-2,3,7,8-TCDD | CRS | | 70.2 | 40-135 | | 27-Feb-26 10:36 | 1 |

## Sample ID: OUTLET

**EPA Method 8290A**

**Client Data**

| | |
|---|---|
| Name: | Enthalpy Analytical |
| Project: | EO-553208 |
| Matrix: | Water |
| Date Collected: | 16-Feb-26 12:02 |

**Laboratory Data**

| | | | |
|---|---|---|---|
| Lab Sample: | 2602173-01 | Date Received: | 18-Feb-26 10:45 |
| QC Batch: | B26B311 | Date Extracted: | 26-Feb-26 |
| Sample Size: | 0.503 L | Column: | ZB-DIOXIN |

| Analyte | Conc. (pg/L) | MDL | RL | Qualifiers | Analyzed | Dilution |
|---|---|---|---|---|---|---|
| 2,3,7,8-TCDD | ND | 3.54 | 9.95 | | 04-Mar-26 00:36 | 1 |

| Labeled Standards | Type | % Recovery | Limits | Qualifiers | Analyzed | Dilution |
|---|---|---|---|---|---|---|
| 13C-2,3,7,8-TCDD | IS | 68.8 | 40 - 135 | | 04-Mar-26 00:36 | 1 |
| 37Cl-2,3,7,8-TCDD | CRS | 67.1 | 40 - 135 | | 04-Mar-26 00:36 | 1 |

MDL - Method Detection Limit
RL - Reporting limit

Results reported to MDL.

# DATA QUALIFIERS & ABBREVIATIONS

| | |
|---|---|
| B | Compound was also detected in the method blank |
| Conc. | Concentration |
| CRS | Cleanup Recovery Standard |
| D | Dilution |
| DL | Detection Limit |
| E | Concentration exceeded the calibration range |
| EDL | Estimated Detection Limit |
| EMPC | Estimated Maximum Possible Concentration |
| H | Recovery and/or RPD was outside laboratory acceptance limits |
| I | Chemical Interference |
| IS | Internal Standard |
| J | Estimated Concentration below the Reporting Limit/LOQ |
| LOD | Limit of Detection |
| LOQ | Limit of Quantitation |
| MDL | Method Detection Limit |
| NA | Not Applicable |
| ND | Not Detected |
| OPR | Ongoing Precision and Recovery sample |
| P | Concentration may include contribution from chlorinated diphenyl ether(s). |
| Q | Ion transition ratio is outside of the acceptance criteria. |
| RL | Reporting Limit (MRL) |
| TEQ | Toxic Equivalency, sum of the toxic equivalency factors (TEF) multiplied by the sample concentrations. |
| TEQMax | TEQ calculated using the detection limit as the concentration for non-detects |
| TEQMin | TEQ calculated using zero as the concentration for non-detects |
| TEQRisk | TEQ calculated using ½ the detection limit as the concentration for non-detects |
| U | Not Detected (specific projects only) |
| * | See Cover Letter |

Unless otherwise noted, solid sample results are reported in dry weight. Tissue samples are reported in wet weight.

**Enthalpy Analytical - EDH Certifications**

| Accrediting Authority | Certificate Number |
|---|---|
| Alaska Department of Environmental Conservation | 17-013 |
| California Department of Health – ELAP | 2892 |
| DoD ELAP - A2LA Accredited - ISO/IEC 17025 | 3091.01 |
| Florida Department of Health | E87777 |
| Louisiana Department of Environmental Quality | 01977 |
| Maine Department of Health | 2020018 |
| Michigan Department of Environmental Quality | 9932 |
| Minnesota Department of Health | 2211390 |
| Nevada Division of Environmental Protection | CA00413 |
| New Hampshire Environmental Accreditation Program | 207721 |
| New Jersey Department of Environmental Protection | CA003 |
| New York Department of Health | 11411 |
| Ohio Environmental Protection Agency | 87778 |
| Oregon Laboratory Accreditation Program | 4042-021 |
| Texas Commission on Environmental Quality | T104704189-22-13 |
| Vermont Department of Health | VT-4042 |
| Virginia Department of General Services | 11276 |
| Washington Department of Ecology | C584 |
| Wisconsin Department of Natural Resources | 998036160 |

*Current certificates and lists of licensed parameters can be found at Enthalpy.com/Resources/Accreditations.*

ENTHALPY ANALYTICAL
931 West Barkley Ave
Orange, CA 92868
(714) 771-6900

Subcontract Laboratory:
Enthalpy - El Dorado Hills
1104 Windfield Way
El Dorado Hills, CA 95762
ATTN: Mark Rein
PO #: Required, to be sent via email

Enthalpy Order: EO-553208
PM: David Tripp
Email: david.tripp@enthalpy.com
CC: incomingreports@enthalpy.com
Phone: 657-581-4710

2602173

4.6°C

Results Due: Standard TAT (15wd TAT)
Report Level: II
Report To: MDL
EDDs: BLDR:Enthalpy (the normal EDD you send to Orange)

Notes:
CHIQUITA Stormwater - 15wd TAT or less if at all possible. No decanting.

| Sample ID | Collected | Lab ID | # Cont. | Matrix | Analysis Requested | Comment |
|---|---|---|---|---|---|---|
| OUTLET | 16-FEB-2026 12:02 | 553208-001 | 1 | Water | EPA 8290 - 2,3,7,8-TCDD Only | |

| Notes: | Relinquished By: | Received By: |
|---|---|---|
| | [signature] | Kelia Wadsworth Kelia Wadsworth |
| | Date: 2-17-26 16:56 | Date: 02/19/26 1045 |
| | | |
| | Date: | Date: |
| | | |
| | Date: | Date: |

# CoC/Label Reconciliation Report WO# 2602173

| LabNumber | CoC Sample ID | | SampleAlias | Sample Date/Time | | Container | BaseMatrix | Sample Comments |
|---|---|---|---|---|---|---|---|---|
| 2602173-01 | A OUTLET | ☑ (A) | 553208-001 | 16-Feb-26 12:02 | ☑ | Amber Glass NM Bottle, 1L | Aqueous | |

Checkmarks indicate that information on the COC reconciled with the sample label.
Any discrepancies are noted in the following columns.

| CONDITION | Yes | No | NA |
|---|---|---|---|
| Sample Container Intact? | ✓ | | |
| Sample Container(s) Custody Seals Intact? | | | ✓ |
| Custody Seals On Cooler Intact? | | | ✓ |
| Adequate Sample Volume? | ✓ | | |
| Container Type Appropriate for Analysis(es)? | ✓ | | |

Comments: (A) No Backup Volume

Preservation Documented: Na2S2O3 Trizma NH4CH3CO2 None (All) Other

Verifed by/Date: KAW 02/18/26
XAO 02/18/26

Enthalpy Analytical
931 West Barkley Ave
Orange, CA 92868
(714) 771-6900

enthalpy.com

Lab Job Number : 553952
Report Level : II
Report Date : 03/19/2026

**Analytical Report** *prepared for:*

Matt Breuer
Waste Connections
Chiquita Canyon Landfill
29201 Henry Mayo Drive
Castaic, CA 91384

Project: CCLF STORMWATER - Stormwater Outlet - FULL FINAL REPORT

*Authorized for release by:*

David Tripp, Project Manager
657-581-4710
david.tripp@enthalpy.com

This data package has been reviewed for technical correctness and completeness. Release of this data has been authorized by the Laboratory Manager or the Manager's designee, as verified by the above signature which applies to this PDF file as well as any associated electronic data deliverable files. The results contained in this report meet all requirements of NELAP and pertain only to those samples which were submitted for analysis. This report may be reproduced only in its entirety.

CA ELAP# 1338, CA ELAP #1338-S1, NELAP# 4038, SCAQMD LAP# 18LA0518, LACSD ID# 10105, ORELAP# 4197

ENTHALPY ANALYTICAL

# Sample Summary

| | | |
|---|---|---|
| Matt Breuer<br>Waste Connections<br>Chiquita Canyon Landfill<br>29201 Henry Mayo Drive<br>Castaic, CA 91384 | Lab Job #:<br>Project No:<br>Location:<br>Date Received: | 553952<br>CCLF STORMWATER<br>Stormwater Outlet - FULL FINAL REPORT<br>02/23/26 |

| Sample ID | Lab ID | Collected | Matrix |
|---|---|---|---|
| SOUTH BASIN - STAGE 1-SW | 553952-001 | 02/23/26 07:40 | Water |
| SOUTH BASIN - STAGE 1-NW | 553952-002 | 02/23/26 07:50 | Water |
| SOUTH BASIN - EASTERN INLET | 553952-003 | 02/23/26 08:25 | Water |

# Case Narrative

| | |
|---|---|
| Waste Connections<br>Chiquita Canyon Landfill<br>29201 Henry Mayo Drive<br>Castaic, CA 91384<br>Matt Breuer | Lab Job Number: 553952<br>Project No: CCLF STORMWATER<br>Location: Stormwater Outlet - FULL FINAL REPORT<br>Date Received: 02/23/26 |

- This data package contains sample and QC results for three water samples, requested for the above referenced project on 02/23/26. The samples were received in good condition.
- DILUTIONS: Dilutions in this report were performed solely for the purpose of reporting target analytes within method calibration ranges - except where otherwise noted below.
- EPA 1664A, EPA 200.7, EPA 200.8, EPA 245.1, EPA 300.0, EPA 350.1, EPA 420.1, EPA 625.1, EPA 8081A, EPA 8082, EPA 8270C-SIM, EPA 8270E, SM 4500-CN-E, SM 4500-S2-D, SM 5310B, SM 9221B, SM 9221F, SM2130B, SM2320B, SM2510B, SM2540C, SM2540D, SM5210B, and SM5220D analyses were performed at 931 West Barkley Ave, Orange, CA, 92868.
- EPA 8260B analysis was performed at 2532 E Cerritos Ave., Anaheim, CA, 92806.

**Volatile Organics by GC/MS (EPA 8260B):**

- SOUTH BASIN - STAGE 1-SW (lab # 553952-001), SOUTH BASIN - STAGE 1-NW (lab # 553952-002), and SOUTH BASIN - EASTERN INLET (lab # 553952-003) had pH greater than 2.
- No other analytical problems were encountered.

**Semivolatile Organics by GC/MS (EPA 8270E):**
No analytical problems were encountered.

**Semivolatile Organics by GC/MS (EPA 625.1):**

- Low surrogate recoveries were observed for 2-fluorophenol in SOUTH BASIN - STAGE 1-NW (lab # 553952-002) and the BS for batch 396143.
- Low surrogate recoveries were observed for phenol-d6 in SOUTH BASIN - STAGE 1-NW (lab # 553952-002) and the BS for batch 396143.
- No other analytical problems were encountered.

**Semivolatile Organics by GC/MS SIM (EPA 8270C-SIM):**

- High recovery was observed for 1,4-dioxane in the BS for batch 396184; this analyte was not detected at or above the RL in the associated samples.
- No other analytical problems were encountered.

**Pesticides (EPA 8081A):**
No analytical problems were encountered.

**Total Organic Carbon by IR (SM 5310B):**
No analytical problems were encountered.

**PCBs (EPA 8082):**
No analytical problems were encountered.

**Metals (EPA 200.7, EPA 200.8, and EPA 245.1):**
No analytical problems were encountered.

**Ion Chromatography (EPA 300.0):**

- Low recoveries were observed for sulfate in the MS/MSD of SOUTH BASIN - STAGE 1-SW (lab # 553952-001); the LCS was within limits.
- Responses exceeding the instrument's linear range were observed for sulfate in the MS/MSD of SOUTH BASIN - STAGE 1-SW (lab # 553952-001); affected data was qualified with "E".
- No other analytical problems were encountered.

**Conductivity (SM2510B):**
No analytical problems were encountered.

**Total Oil & Grease (HEM) (EPA 1664A):**

- Matrix spikes were not performed for this analysis due to insufficient sample volume.
- No analytical problems were encountered.

**Total Phenolics (EPA 420.1):**
No analytical problems were encountered.

**Alkalinity (SM2320B):**
No analytical problems were encountered.

**Sulfide (SM 4500-S2-D):**
No analytical problems were encountered.

**Total Dissolved Solids (TDS) (SM2540C):**
No analytical problems were encountered.

**Total Suspended Solids (TSS) (SM2540D):**
No analytical problems were encountered.

**Chemical Oxygen Demand (SM5220D):**
No analytical problems were encountered.

**Biochemical Oxygen Demand (SM5210B):**
No analytical problems were encountered.

**Turbidity (SM2130B):**
No analytical problems were encountered.

**Cyanide - Semi-Automated Method (SM 4500-CN-E and SM 4500-CN-E):**

- Cyanide was detected between the MDL and the RL in the method blank for batch 396304; this analyte was not detected in samples at or above the RL.
- No other analytical problems were encountered.

**Coliform - 9221 Tests (SM 9221B and SM 9221F):**
No analytical problems were encountered.

**Ammonia and TKN- Semi-Automated Method (SM 4500-NH3-G):**

- Low recoveries were observed for ammonia-N in the MS/MSD for batch 396201; the parent sample was not a project sample, the LCS was within limits, and the associated RPD was within limits.
- No other analytical problems were encountered.

**Organophosphorus Pesticides (EPA 8141A):**
Pace Laboratories in Bakersfield, CA performed the analysis (see sublab report section for certifications). Please see the Pace Laboratories case narrative.

**8151A Chlorinated Herbicides (EPA 8151A):**
McCampbell Analytical, Inc. in Pittsburg, CA performed the analysis (NELAP certified). Please see the McCampbell Analytical, Inc. case narrative.

**RSK-175 CO2 (RSK-175):**
McCampbell Analytical, Inc. in Pittsburg, CA performed the analysis (see sublab report section for certifications). Please see the McCampbell Analytical, Inc. case narrative.

**Dioxins & Furans (EPA 8290):**
Enthalpy - El Dorado Hills in El Dorado Hills, CA performed the analysis (see sublab report section for certifications). Please see the Enthalpy - El Dorado Hills case narrative.

# ENTHALPY ANALYTICAL

## Chain of Custody Record

Lab No: 553952

Page: 1 of 3

**Turn Around Time (rush by advanced notice only)**

| Standard: | | 5 Day: | | 3 Day: | |
|---|---|---|---|---|---|
| 2 Day: | | 1 Day: | X | Custom TAT: | |


**Enthalpy Analytical - Orange**

931 W. Barkley Avenue, Orange, CA 92868

Phone 714-771-6900


**Matrix:** A = Air S = Soil/Solid W = Water DW = Drinking Wate SD = Sediment PP = Pure Product SEA = Sea Water SW = Swab T = Tissue WP = Wipe O = Other

**Preservatives:** 1 = $Na_2S_2O_3$ 2 = HCl 3 = $HNO_3$ 4 = $H_2SO_4$ 5 = NaOH 6 = Other

**Sample Receipt Temp:** 4.5 IR10 4.7 +0.2 (lab use only)

| CUSTOMER INFORMATION | | PROJECT INFORMATION | |
|---|---|---|---|
| Company: | Chiquita Canyon, LLC | Name: | Stormwater Outlet |
| Report To: | Matt Breuer | Number: | |
| Email: | matthew.breuer@wasteconnection | P.O. #: | |
| Address: | 29201 Henry Mayo Drive | Address: | 29201 Henry Mayo Drive |
| | Castaic, CA 91384 | | Castaic, CA 91384 |
| Phone: | 682-559-3880 | Global ID: | |
| Fax: | | Sampled By: | CH, GA, ST |

| | Sample ID | Sampling Date | Sampling Time | Matrix | Container No. / Size | Pres. | 200.7/200.8 Metals (see comments) | 245.1 Mercury | 4500-CN-E Cyanide | 8081 Pesticides / 8082 PCBs | 8141 Organophosphorous Pesticides | 8151 Herbicides | 8260 VOCs | 8260 Acrolein/Acrylonitrile | 8270C | 8290 2,3,7,8-TCDD | Test Instructions / Comments |
|---|---|---|---|---|---|---|---|---|---|---|---|---|---|---|---|---|---|
| 1 | South Basin - Stage 1-SW | 02/23/26 | 0740 | W | 31 | 1,2,4,6 | X | X | X | X | X | X | X | X | X | X | Temp: 12.5°C, pH 6.93 |
| 2 | South Basin - Stage 1-NW | 02/23/26 | 0750 | W | 31 | 1,2,4,6 | X | X | X | X | X | X | X | X | X | X | Temp: 12.1°C, pH 7.01 |
| 3 | South Basin - Eastern Inlet | 02/23/26 | 0825 | W | 31 | 1,2,4,6 | X | X | X | X | X | X | X | X | X | X | Temp: 13.7°C, pH 7.02 |
| 4 | | | | | | | | | | | | | | | | | |
| 5 | | | | | | | | | | | | | | | | | |
| 6 | | | | | | | | | | | | | | | | | |
| 7 | | | | | | | | | | | | | | | | | |
| 8 | | | | | | | | | | | | | | | | | |
| 9 | | | | | | | | | | | | | | | | | |
| 10 | | | | | | | | | | | | | | | | | |

**Analysis Request**

**Test Instructions / Comments**

**200.8 - Ag, As, B, Ba, Be, Cd, Co, Cr, Cu, Ni, Mn, Pb, Sb, Se, Sn, Tl, V, Zn**
**200.7 - Fe, Ca, K, Mg, Na**

**Additional email recipients:**
**matt.breuer@wasteconnections.com**
**stormwater@wasteconnections.com**
**tmb@swteng.com**
**aav@swteng.com**

**Direct invoices to:**
**Maribel Bolanos**
**(661) 257-3665**

Login 553952

| | Signature | Print Name | Company / Title | Date / Time |
|---|---|---|---|---|
| [1] Relinquished By: | | Caleb Henryk | CTEH | 2/23/2026 1240 |
| [1] Received By: | | JETH CO | ENTHALPY | 02/23/26 1240 |
| [2] Relinquished By: | | | | |
| [2] Received By: | | | | |
| [3] Relinquished By: | | | | |
| [3] Received By: | | | | |

# ENTHALPY ANALYTICAL

## Chain of Custody Record

Lab No:

Page: 2 of 3

**Turn Around Time (rush by advanced notice only)**

| Standard: | | 5 Day: | | 3 Day: | |
|---|---|---|---|---|---|
| 2 Day: | | 1 Day: | X | Custom TAT: | |

**Enthalpy Analytical - Orange**

931 W. Barkley Avenue, Orange, CA 92868

Phone 714-771-6900

**Matrix:** A = Air S = Soil/Solid W = Water DW = Drinking Wate SD = Sediment PP = Pure Product SEA = Sea Water SW = Swab T = Tissue WP = Wipe O = Other

**Preservatives:** 1 = $Na_2S_2O_3$ 2 = HCl 3 = $HNO_3$ 4 = $H_2SO_4$ 5 = NaOH 6 = Other

**Sample Receipt Temp:** 4.5 1210 / 4.7 +0.2 (lab use only)

| CUSTOMER INFORMATION | | PROJECT INFORMATION | |
|---|---|---|---|
| Company: | Chiquita Canyon, LLC | Name: | Stormwater Outlet |
| Report To: | Matt Breuer | Number: | |
| Email: | matthew.breuer@wasteconnection | P.O. #: | |
| Address: | 29201 Henry Mayo Drive | Address: | 29201 Henry Mayo Drive |
| | Castaic, CA 91384 | | Castaic, CA 91384 |
| Phone: | 682-559-3880 | Global ID: | |
| Fax: | | Sampled By: | CH, GA, ST |

| | Sample ID | Sampling Date | Sampling Time | Matrix | Container No. / Size | Pres. | SM4500-S2-D Total Sulfide | 420.1 Total Phenolics | 1664A Oil and Grease | 9221B Tota Coliform | 9221F E. Coli | 300.0 Cl, Br, Fl, NO3, NO2, SO4 | 2540D TSS | 5310B TOC | 8270 SIM 1,4-Dioxane | SM2320B Alkalinity | Test Instructions / Comments |
|---|---|---|---|---|---|---|---|---|---|---|---|---|---|---|---|---|---|
| 1 | South Basin - Stage 1-SW | 02/23/26 | 0740 | W | 31 | 1,2,4,6 | X | X | X | X | X | X | X | X | X | X | Temp: 12.5°C, pH 6.93 |
| 2 | South Basin - Stage 1-NW | 02/23/26 | 0750 | W | 31 | 1,2,4,6 | X | X | X | X | X | X | X | X | X | X | Temp: 12.1°C, pH 7.01 |
| 3 | South Basin - Eastern Inlet | 02/23/26 | 0825 | W | 31 | 1,2,4,6 | X | X | X | X | X | X | X | X | X | X | Temp: 13.7°C, pH 7.02 |
| 4 | | | | | | | | | | | | | | | | | |
| 5 | | | | | | | | | | | | | | | | | |
| 6 | | | | | | | | | | | | | | | | | |
| 7 | | | | | | | | | | | | | | | | | |
| 8 | | | | | | | | | | | | | | | | | |
| 9 | | | | | | | | | | | | | | | | | |
| 10 | | | | | | | | | | | | | | | | | |

**Additional email recipients:**
matt.breuer@wasteconnections.com
stormwater@wasteconnections.com
tmb@swteng.com
aav@swteng.com

**Direct invoices to:**
Maribel Bolanos
(661) 257-3665

| | Signature | Print Name | Company / Title | Date / Time |
|---|---|---|---|---|
| 1 Relinquished By: | | Caleb Hough | CTEH | 2/23/2026 1240 |
| 1 Received By: | JAW | JETH CO | ENTHALPY | 02/23/26 1240 |
| 2 Relinquished By: | | | | |
| 2 Received By: | | | | |
| 3 Relinquished By: | | | | |
| 3 Received By: | | | | |

# ENTHALPY ANALYTICAL

## Chain of Custody Record

Lab No:

Page: 3 of 3

**Turn Around Time (rush by advanced notice only)**

| Standard: | | 5 Day: | | 3 Day: | |
|---|---|---|---|---|---|
| 2 Day: | | 1 Day: | X | Custom TAT: | |


**Enthalpy Analytical - Orange**

931 W. Barkley Avenue, Orange, CA 92868

Phone 714-771-6900


**Matrix:** A = Air S = Soil/Solid W = Water DW = Drinking Wate SD = Sediment PP = Pure Product SEA = Sea Water SW = Swab T = Tissue WP = Wipe O = Other

**Preservatives:** 1 = $Na_2S_2O_3$ 2 = HCl 3 = $HNO_3$ 4 = $H_2SO_4$ 5 = NaOH 6 = Other

**Sample Receipt Temp:** 4.5 IR10 4.7 TO.2 (lab use only)

| CUSTOMER INFORMATION | | PROJECT INFORMATION | |
|---|---|---|---|
| Company: | Chiquita Canyon, LLC | Name: | Stormwater Outlet |
| Report To: | Matt Breuer | Number: | |
| Email: | matthew.breuer@wasteconnection | P.O. #: | |
| Address: | 29201 Henry Mayo Drive | Address: | 29201 Henry Mayo Drive |
| | Castaic, CA 91384 | | Castaic, CA 91384 |
| Phone: | 682-559-3880 | Global ID: | |
| Fax: | | Sampled By: | CH, GA, ST |

| | Sample ID | Sampling Date | Sampling Time | Matrix | Container No. / Size | Pres. | SM5220D Chemical Oxygen Demand | SM2510B Specific Conductance | RSK-175 Carbon Dioxide | 2540E TDS | SM2130B Turbidity | 350.1 Ammonia | 625.1 - See Comments | 625.1 Alpha-Terpineol | SM5210B BOD | | Test Instructions / Comments |
|---|---|---|---|---|---|---|---|---|---|---|---|---|---|---|---|---|---|
| 1 | South Basin - Stage 1-SW | 02/23/26 | 0740 | W | 31 | 1,2,4,6 | X | X | X | X | X | X | X | X | X | | Temp: 12.5°C, pH 6.93 |
| 2 | South Basin - Stage 1-NW | 02/23/26 | 0750 | W | 31 | 1,2,4,6 | X | X | X | X | X | X | X | X | X | | Temp: 12.1°C, pH 7.01 |
| 3 | South Basin - Eastern Inlet | 02/23/26 | 0825 | W | 31 | 1,2,4,6 | X | X | X | X | X | X | X | X | X | | Temp: 13.7°C, pH 7.02 |
| 4 | | | | | | | | | | | | | | | | | |
| 5 | | | | | | | | | | | | | | | | | |
| 6 | | | | | | | | | | | | | | | | | |
| 7 | | | | | | | | | | | | | | | | | |
| 8 | | | | | | | | | | | | | | | | | |
| 9 | | | | | | | | | | | | | | | | | |
| 10 | | | | | | | | | | | | | | | | | |

**Analysis Request**

**625.1 - Benzoic Acid, Pyridine, Phenol, 2-methylphenol, 3,4-methylphenol, Cresol, Naphthalene, alpha-terpineol**

**Additional email recipients:**
**matt.breuer@wasteconnections.com**
**stormwater@wasteconnections.com**
**tmb@swteng.com**
**aav@swteng.com**

**Direct invoices to:**
**Maribel Bolanos**
**(661) 257-3665**

| | Signature | Print Name | Company / Title | Date / Time |
|---|---|---|---|---|
| [1] Relinquished By: | | Colely Hercyk | CTEH | 2/23/2026 1240 |
| [1] Received By: | | JETH CO | ENTHALPY | 02/23/26 1240 |
| [2] Relinquished By: | | | | |
| [2] Received By: | | | | |
| [3] Relinquished By: | | | | |
| [3] Received By: | | | | |

# SAMPLE RECEIPT CHECKLIST

**Section 1: General Info**

Date Received: 02/23/26 WO# 553952 Client: Waste Connections

**Section 2: Shipping / Custody** **Are custody seals present?** ☐ Yes ☒ No

Custody seals intact on arrival? ■ N/A ☐ Yes ☐ No ☐ On cooler / box ☐ On samples

☐ Courier ■ Walk-In ☐ Field Sampling ☐ Shipping Info: _____

**Section 3a: Condition / Packaging** ☐ **Outside 0.0 - 6.0°C (0.0 - 10.0°C for microbiology) (PM notified)**

Date Opened 02/23/26 By (initials) JLC Type of ice used: ■ Wet ☐ Blue/Gel ☐ None

☐ Samples received on ice directly from the field; cooling process had begun. (if checked, skip temperatures)

☐ Sample matrix doesn't require cooling (e.g. air, bulk PCB). (if checked, skip temperatures)

If no cooler: Observed/Adjusted Temp (°C): _____ / _____ Thermometer/IR Gun: IR 10 CF: +0.2

Cooler Temp (°C) #1: 4.5 / 4.7 #2: 4.0 / 4.2 #3: 5.4 / 5.6 #4: 2.3 / 2.5 #5: 5.7 / 5.9 #6: 5.2 / 5.4

**Section 3b: Microbiology Samples** ☐ **No microbiology samples submitted (skip 3b)**

■ Within temp range 0.0 - 10.0°C or received on ice directly from field.

■ Adequate headspace for microbiology analysis.

**Section 3c: Air Samples** ■ **No air samples submitted (skip 3c)**

☐ 1.4L Canisters ☐ 6L Canisters ☐ Tedlar Bags ☐ MCE Cassettes ☐ Sorbent Tubes ☐ Other_____

| **Section 4: Containers / Labels / Samples** | YES | NO | N/A |
|---|---|---|---|
| 1) Were custody papers present, filled properly, and legible? | x | | |
| 2) Is the sampler's name present on the CoC? | x | | |
| 3) Were containers received in good condition (unbroken / unopened / uncompromised)? | x | | |
| 4) Were the samples bagged? (required for microbiology samples; recommended for soil samples) | X | | |
| 5) Were all of, and only, the correct samples received? | x | | |
| 6) Are sample labels present, legible, and in agreement with the CoC? | X | | |
| 7) Does the container count match the CoC? | x | | |
| 8) Was sufficient sample volume / mass received for the analyses requested? | x | | |
| 9) Were samples received in proper containers for the analyses requested? | x | | |
| 10) Were samples received with > 1/2 holding time remaining? | x | | |
| 11) Are samples properly preserved as indicated by CoC / labels? | x | | |
| 12) Unpreserved VOAs received - If necessary, was the hold time changed in LIMS? | | | x |
| 13) Are VOA vials free from headspace/bubbles > 6mm? | X | | |

**Section 5: Explanations / Comments**

(If no comments are made, then no discrepancies noted.)

☐ **No additional discrepancies**

**Date Logged** 02/23/26 **By (print)** FPD **(sign)** _____

**Date Labeled** 02/23/26 **By (print)** JKC **(sign)** _____ for JKC

ENTHALPY ANALYTICAL

# Analysis Results for 553952

Matt Breuer
Waste Connections
Chiquita Canyon Landfill
29201 Henry Mayo Drive
Castaic, CA 91384

Lab Job #: 553952
Project No: CCLF STORMWATER
Location: Stormwater Outlet - FULL FINAL REPORT
Date Received: 02/23/26

**Sample ID:** SOUTH BASIN - STAGE 1-SW | **Lab ID:** 553952-001 | **Matrix:** Water | **Collected:** 02/23/26 07:40

| 553952-001 Analyte | Result | Qual | Units | RL | MDL | DF | Batch | Prepared | Analyzed | Chemist |
|---|---|---|---|---|---|---|---|---|---|---|
| Method: EPA 1664A<br>Prep Method: METHOD | | | | | | | | | | |
| Total Oil and Grease | ND | | mg/L | 4.9 | 0.95 | 0.98 | 396155 | 02/23/26 | 02/24/26 | TTL |
| Method: EPA 200.7<br>Prep Method: EPA 3015A | | | | | | | | | | |
| Calcium | **63** | | mg/L | 0.10 | 0.022 | 1 | 396157 | 02/23/26 | 02/23/26 | SBW |
| Iron | **2.5** | | mg/L | 0.050 | 0.017 | 1 | 396157 | 02/23/26 | 02/24/26 | SBW |
| Magnesium | **10** | | mg/L | 0.10 | 0.010 | 1 | 396157 | 02/23/26 | 02/23/26 | SBW |
| Potassium | **14** | | mg/L | 0.50 | 0.15 | 1 | 396157 | 02/23/26 | 02/23/26 | SBW |
| Sodium | **61** | | mg/L | 0.50 | 0.017 | 1 | 396157 | 02/23/26 | 02/23/26 | SBW |
| Method: EPA 200.8<br>Prep Method: EPA 3015A | | | | | | | | | | |
| Antimony | **1.1** | J | ug/L | 2.0 | 1.0 | 1 | 396144 | 02/23/26 | 02/23/26 | DXC |
| Arsenic | **6.7** | | ug/L | 2.0 | 0.27 | 1 | 396144 | 02/23/26 | 02/23/26 | DXC |
| Barium | **59** | | ug/L | 5.0 | 0.44 | 1 | 396144 | 02/23/26 | 02/23/26 | DXC |
| Beryllium | **0.17** | J | ug/L | 1.0 | 0.060 | 1 | 396144 | 02/23/26 | 02/23/26 | DXC |
| Boron | **200** | | ug/L | 100 | 57 | 10 | 396144 | 02/23/26 | 02/23/26 | DXC |
| Cadmium | **0.092** | J | ug/L | 1.0 | 0.072 | 1 | 396144 | 02/23/26 | 02/23/26 | DXC |
| Chromium | **6.7** | | ug/L | 5.0 | 0.43 | 1 | 396144 | 02/23/26 | 02/23/26 | DXC |
| Cobalt | **2.0** | | ug/L | 1.0 | 0.090 | 1 | 396144 | 02/23/26 | 02/23/26 | DXC |
| Copper | **12** | | ug/L | 3.0 | 0.96 | 1 | 396144 | 02/23/26 | 02/23/26 | DXC |
| Lead | **3.3** | J | ug/L | 5.0 | 0.23 | 1 | 396144 | 02/23/26 | 02/23/26 | DXC |
| Manganese | **71** | | ug/L | 10 | 3.8 | 1 | 396144 | 02/23/26 | 02/23/26 | DXC |
| Nickel | **5.4** | | ug/L | 5.0 | 1.3 | 1 | 396144 | 02/23/26 | 02/23/26 | DXC |
| Selenium | **3.1** | J | ug/L | 4.0 | 1.9 | 1 | 396144 | 02/23/26 | 02/23/26 | DXC |
| Silver | ND | | ug/L | 5.0 | 0.37 | 1 | 396144 | 02/23/26 | 02/23/26 | DXC |
| Thallium | ND | | ug/L | 1.0 | 0.25 | 1 | 396144 | 02/23/26 | 02/23/26 | DXC |
| Tin | ND | | ug/L | 5.0 | 1.5 | 1 | 396144 | 02/23/26 | 02/23/26 | DXC |
| Vanadium | **13** | | ug/L | 5.0 | 0.36 | 1 | 396144 | 02/23/26 | 02/23/26 | DXC |
| Zinc | **17** | | ug/L | 10 | 7.6 | 1 | 396144 | 02/23/26 | 02/23/26 | DXC |
| Method: EPA 245.1<br>Prep Method: EPA 245.1 | | | | | | | | | | |
| Mercury | ND | | ug/L | 0.40 | 0.091 | 1 | 396147 | 02/23/26 | 02/24/26 | MLL |
| Method: EPA 300.0<br>Prep Method: METHOD | | | | | | | | | | |
| Fluoride | **0.21** | | mg/L | 0.20 | 0.062 | 1 | 396140 | 02/23/26 13:45 | 02/23/26 14:52 | AJL |
| Chloride | **29** | | mg/L | 1.0 | 0.27 | 1 | 396140 | 02/23/26 13:45 | 02/23/26 14:52 | AJL |
| Nitrogen, Nitrite | **0.05** | J | mg/L | 0.10 | 0.01 | 1 | 396140 | 02/23/26 13:45 | 02/23/26 14:52 | AJL |



Results for any subcontracted analyses are not included in this section.

ENTHALPY ANALYTICAL

# Analysis Results for 553952

| 553952-001 Analyte | Result | Qual | Units | RL | MDL | DF | Batch | Prepared | Analyzed | Chemist |
|---|---|---|---|---|---|---|---|---|---|---|
| Bromide | **0.067** | J | mg/L | 0.30 | 0.049 | 1 | 396140 | 02/23/26 13:45 | 02/23/26 14:52 | AJL |
| Nitrogen, Nitrate | **1.2** | | mg/L | 0.10 | 0.05 | 1 | 396140 | 02/23/26 13:45 | 02/23/26 14:52 | AJL |
| Sulfate | **160** | | mg/L | 5.0 | 1.3 | 5 | 396140 | 02/23/26 13:45 | 02/23/26 15:59 | AJL |
| Method: EPA 350.1<br>Prep Method: METHOD | | | | | | | | | | |
| Ammonia-N | **0.13** | | mg/L | 0.10 | 0.068 | 1 | 396201 | 02/24/26 | 02/24/26 | JAK |
| Method: EPA 420.1<br>Prep Method: METHOD | | | | | | | | | | |
| Total Phenolics | ND | | mg/L | 0.010 | 0.0056 | 1 | 396226 | 02/24/26 | 02/24/26 | LVL |
| Method: EPA 625.1<br>Prep Method: EPA 3510C | | | | | | | | | | |
| Benzoic acid | ND | | ug/L | 48 | 10 | 0.96 | 396143 | 02/23/26 | 02/24/26 | MSS |
| 2-Methylphenol | ND | | ug/L | 9.6 | 3.1 | 0.96 | 396143 | 02/23/26 | 02/24/26 | MSS |
| Pyridine | ND | | ug/L | 9.6 | 2.7 | 0.96 | 396143 | 02/23/26 | 02/24/26 | MSS |
| Phenol | ND | | ug/L | 9.6 | 2.0 | 0.96 | 396143 | 02/23/26 | 02/24/26 | MSS |
| Naphthalene | ND | | ug/L | 9.6 | 3.4 | 0.96 | 396143 | 02/23/26 | 02/24/26 | MSS |
| 3-,4-Methylphenol | ND | | ug/L | 9.6 | 2.9 | 0.96 | 396143 | 02/23/26 | 02/24/26 | MSS |
| Cresol | ND | | ug/L | 9.6 | | 0.96 | 396143 | 02/23/26 | 02/24/26 | MSS |
| a-Terpineol | ND | | ug/L | 9.6 | 2.0 | 0.96 | 396143 | 02/23/26 | 02/23/26 | MSS |
| **Surrogates** | | | | **Limits** | | | | | | |
| 2-Fluorophenol | 42% | | %REC | 36-95 | | 0.96 | 396143 | 02/23/26 | 02/24/26 | MSS |
| Phenol-d6 | 33% | | %REC | 28-82 | | 0.96 | 396143 | 02/23/26 | 02/24/26 | MSS |
| 2,4,6-Tribromophenol | 108% | | %REC | 61-140 | | 0.96 | 396143 | 02/23/26 | 02/24/26 | MSS |
| Nitrobenzene-d5 | 66% | | %REC | 48-123 | | 0.96 | 396143 | 02/23/26 | 02/24/26 | MSS |
| 2-Fluorobiphenyl | 66% | | %REC | 51-105 | | 0.96 | 396143 | 02/23/26 | 02/24/26 | MSS |
| Terphenyl-d14 | 84% | | %REC | 65-117 | | 0.96 | 396143 | 02/23/26 | 02/24/26 | MSS |
| Method: EPA 8081A<br>Prep Method: EPA 3510C | | | | | | | | | | |
| alpha-BHC | ND | | ug/L | 0.05 | 0.01 | 0.97 | 396145 | 02/23/26 | 02/24/26 | XLY |
| beta-BHC | ND | | ug/L | 0.05 | 0.01 | 0.97 | 396145 | 02/23/26 | 02/24/26 | XLY |
| gamma-BHC | ND | | ug/L | 0.05 | 0.01 | 0.97 | 396145 | 02/23/26 | 02/24/26 | XLY |
| delta-BHC | ND | | ug/L | 0.05 | 0.01 | 0.97 | 396145 | 02/23/26 | 02/24/26 | XLY |
| Heptachlor | ND | | ug/L | 0.05 | 0.01 | 0.97 | 396145 | 02/23/26 | 02/24/26 | XLY |
| Aldrin | ND | | ug/L | 0.05 | 0.01 | 0.97 | 396145 | 02/23/26 | 02/24/26 | XLY |
| Heptachlor epoxide | ND | | ug/L | 0.05 | 0.01 | 0.97 | 396145 | 02/23/26 | 02/24/26 | XLY |
| Endosulfan I | ND | | ug/L | 0.05 | 0.01 | 0.97 | 396145 | 02/23/26 | 02/24/26 | XLY |
| Dieldrin | ND | | ug/L | 0.1 | 0.01 | 0.97 | 396145 | 02/23/26 | 02/24/26 | XLY |
| 4,4'-DDE | ND | | ug/L | 0.1 | 0.01 | 0.97 | 396145 | 02/23/26 | 02/24/26 | XLY |
| Endrin | ND | | ug/L | 0.1 | 0.01 | 0.97 | 396145 | 02/23/26 | 02/24/26 | XLY |
| Endosulfan II | ND | | ug/L | 0.1 | 0.02 | 0.97 | 396145 | 02/23/26 | 02/24/26 | XLY |
| Endosulfan sulfate | ND | | ug/L | 0.1 | 0.02 | 0.97 | 396145 | 02/23/26 | 02/24/26 | XLY |
| 4,4'-DDD | ND | | ug/L | 0.1 | 0.02 | 0.97 | 396145 | 02/23/26 | 02/24/26 | XLY |
| Endrin aldehyde | ND | | ug/L | 0.1 | 0.03 | 0.97 | 396145 | 02/23/26 | 02/24/26 | XLY |
| Endrin ketone | ND | | ug/L | 0.1 | 0.03 | 0.97 | 396145 | 02/23/26 | 02/24/26 | XLY |
| 4,4'-DDT | ND | | ug/L | 0.1 | 0.08 | 0.97 | 396145 | 02/23/26 | 02/24/26 | XLY |
| Methoxychlor | ND | | ug/L | 0.1 | 0.04 | 0.97 | 396145 | 02/23/26 | 02/24/26 | XLY |
| Toxaphene | ND | | ug/L | 1.9 | 0.6 | 0.97 | 396145 | 02/23/26 | 02/24/26 | XLY |
| Chlordane (Technical) | ND | | ug/L | 1.0 | 0.2 | 0.97 | 396145 | 02/23/26 | 02/24/26 | XLY |
| **Surrogates** | | | | **Limits** | | | | | | |



Results for any subcontracted analyses are not included in this section.

ENTHALPY ANALYTICAL

# Analysis Results for 553952

| 553952-001 Analyte | Result | Qual | Units | RL | MDL | DF | Batch | Prepared | Analyzed | Chemist |
|---|---|---|---|---|---|---|---|---|---|---|
| TCMX | 84% | | %REC | 29-120 | | 0.97 | 396145 | 02/23/26 | 02/24/26 | XLY |
| Decachlorobiphenyl | 108% | | %REC | 33-132 | | 0.97 | 396145 | 02/23/26 | 02/24/26 | XLY |
| Method: EPA 8082<br>Prep Method: EPA 3510C | | | | | | | | | | |
| Aroclor-1016 | ND | | ug/L | 0.49 | 0.29 | 0.97 | 396145 | 02/23/26 | 02/24/26 | XLY |
| Aroclor-1221 | ND | | ug/L | 0.49 | 0.45 | 0.97 | 396145 | 02/23/26 | 02/24/26 | XLY |
| Aroclor-1232 | ND | | ug/L | 0.49 | 0.26 | 0.97 | 396145 | 02/23/26 | 02/24/26 | XLY |
| Aroclor-1242 | ND | | ug/L | 0.49 | 0.28 | 0.97 | 396145 | 02/23/26 | 02/24/26 | XLY |
| Aroclor-1248 | ND | | ug/L | 0.49 | 0.23 | 0.97 | 396145 | 02/23/26 | 02/24/26 | XLY |
| Aroclor-1254 | ND | | ug/L | 0.49 | 0.26 | 0.97 | 396145 | 02/23/26 | 02/24/26 | XLY |
| Aroclor-1260 | ND | | ug/L | 0.49 | 0.32 | 0.97 | 396145 | 02/23/26 | 02/24/26 | XLY |
| Aroclor-1262 | ND | | ug/L | 0.49 | 0.28 | 0.97 | 396145 | 02/23/26 | 02/24/26 | XLY |
| Aroclor-1268 | ND | | ug/L | 0.49 | 0.25 | 0.97 | 396145 | 02/23/26 | 02/24/26 | XLY |
| **Surrogates** | | | | **Limits** | | | | | | |
| Decachlorobiphenyl (PCB) | 107% | | %REC | 28-138 | | 0.97 | 396145 | 02/23/26 | 02/24/26 | XLY |
| Method: EPA 8260B<br>Prep Method: EPA 5030B | | | | | | | | | | |
| Carbon Disulfide | ND | | ug/L | 5.0 | 0.3 | 1 | 396163 | 02/24/26 | 02/24/26 | TCN |
| Chloroprene | ND | | ug/L | 200 | 0.3 | 1 | 396163 | 02/24/26 | 02/24/26 | TCN |
| 3-Chloropropene | ND | | ug/L | 5.0 | 0.2 | 1 | 396163 | 02/24/26 | 02/24/26 | TCN |
| Ethyl methacrylate | ND | | ug/L | 50 | 2.4 | 1 | 396163 | 02/24/26 | 02/24/26 | TCN |
| Ethanol | ND | | ug/L | 500 | 130 | 1 | 396163 | 02/24/26 | 02/24/26 | TCN |
| 2-Hexanone | ND | | ug/L | 5.0 | 0.6 | 1 | 396163 | 02/24/26 | 02/24/26 | TCN |
| Isopropanol (IPA) | ND | | ug/L | 200 | 40 | 1 | 396163 | 02/24/26 | 02/24/26 | TCN |
| Methyl acrylonitrile | ND | | ug/L | 35 | 1.3 | 1 | 396163 | 02/24/26 | 02/24/26 | TCN |
| Vinyl Acetate | ND | | ug/L | 50 | 2.4 | 1 | 396163 | 02/24/26 | 02/24/26 | TCN |
| Acrolein | ND | | ug/L | 200 | 2.0 | 1 | 396163 | 02/24/26 | 02/24/26 | TCN |
| Acrylonitrile | ND | | ug/L | 10 | 0.3 | 1 | 396163 | 02/24/26 | 02/24/26 | TCN |
| Freon 12 | ND | | ug/L | 5.0 | 0.2 | 1 | 396163 | 02/24/26 | 02/24/26 | TCN |
| Chloromethane | ND | | ug/L | 5.0 | 0.1 | 1 | 396163 | 02/24/26 | 02/24/26 | TCN |
| Vinyl Chloride | ND | | ug/L | 5.0 | 0.1 | 1 | 396163 | 02/24/26 | 02/24/26 | TCN |
| Bromomethane | ND | | ug/L | 5.0 | 0.3 | 1 | 396163 | 02/24/26 | 02/24/26 | TCN |
| Chloroethane | ND | | ug/L | 5.0 | 0.05 | 1 | 396163 | 02/24/26 | 02/24/26 | TCN |
| Trichlorofluoromethane | ND | | ug/L | 5.0 | 0.08 | 1 | 396163 | 02/24/26 | 02/24/26 | TCN |
| Iodomethane | ND | | ug/L | 5.0 | | 1 | 396163 | 02/24/26 | 02/24/26 | TCN |
| Acetone | ND | | ug/L | 100 | 8.8 | 1 | 396163 | 02/24/26 | 02/24/26 | TCN |
| Freon 113 | ND | | ug/L | 5.0 | 0.1 | 1 | 396163 | 02/24/26 | 02/24/26 | TCN |
| 1,1-Dichloroethene | ND | | ug/L | 5.0 | 0.1 | 1 | 396163 | 02/24/26 | 02/24/26 | TCN |
| Methylene Chloride | ND | | ug/L | 10 | 0.2 | 1 | 396163 | 02/24/26 | 02/24/26 | TCN |
| MTBE | ND | | ug/L | 5.0 | 0.1 | 1 | 396163 | 02/24/26 | 02/24/26 | TCN |
| trans-1,2-Dichloroethene | ND | | ug/L | 5.0 | 0.1 | 1 | 396163 | 02/24/26 | 02/24/26 | TCN |
| 1,1-Dichloroethane | ND | | ug/L | 5.0 | 0.07 | 1 | 396163 | 02/24/26 | 02/24/26 | TCN |
| 2-Butanone | ND | | ug/L | 10 | 0.9 | 1 | 396163 | 02/24/26 | 02/24/26 | TCN |
| cis-1,2-Dichloroethene | ND | | ug/L | 5.0 | 0.09 | 1 | 396163 | 02/24/26 | 02/24/26 | TCN |
| 2,2-Dichloropropane | ND | | ug/L | 5.0 | 0.09 | 1 | 396163 | 02/24/26 | 02/24/26 | TCN |
| Chloroform | ND | | ug/L | 5.0 | 0.07 | 1 | 396163 | 02/24/26 | 02/24/26 | TCN |
| Bromochloromethane | ND | | ug/L | 5.0 | 0.1 | 1 | 396163 | 02/24/26 | 02/24/26 | TCN |
| 1,1,1-Trichloroethane | ND | | ug/L | 5.0 | 0.03 | 1 | 396163 | 02/24/26 | 02/24/26 | TCN |
| 1,1-Dichloropropene | ND | | ug/L | 5.0 | 0.08 | 1 | 396163 | 02/24/26 | 02/24/26 | TCN |
| Carbon Tetrachloride | ND | | ug/L | 5.0 | 0.07 | 1 | 396163 | 02/24/26 | 02/24/26 | TCN |
| 1,2-Dichloroethane | ND | | ug/L | 5.0 | 0.09 | 1 | 396163 | 02/24/26 | 02/24/26 | TCN |



Results for any subcontracted analyses are not included in this section.

ENTHALPY ANALYTICAL

# Analysis Results for 553952

| 553952-001 Analyte | Result | Qual | Units | RL | MDL | DF | Batch | Prepared | Analyzed | Chemist |
|---|---|---|---|---|---|---|---|---|---|---|
| Benzene | ND | | ug/L | 1.0 | 0.07 | 1 | 396163 | 02/24/26 | 02/24/26 | TCN |
| Trichloroethene | ND | | ug/L | 5.0 | 0.05 | 1 | 396163 | 02/24/26 | 02/24/26 | TCN |
| 1,2-Dichloropropane | ND | | ug/L | 5.0 | 0.07 | 1 | 396163 | 02/24/26 | 02/24/26 | TCN |
| Bromodichloromethane | ND | | ug/L | 5.0 | 0.05 | 1 | 396163 | 02/24/26 | 02/24/26 | TCN |
| Dibromomethane | ND | | ug/L | 5.0 | 0.1 | 1 | 396163 | 02/24/26 | 02/24/26 | TCN |
| 4-Methyl-2-Pentanone | ND | | ug/L | 5.0 | 0.5 | 1 | 396163 | 02/24/26 | 02/24/26 | TCN |
| cis-1,3-Dichloropropene | ND | | ug/L | 5.0 | 0.08 | 1 | 396163 | 02/24/26 | 02/24/26 | TCN |
| Toluene | ND | | ug/L | 5.0 | 0.05 | 1 | 396163 | 02/24/26 | 02/24/26 | TCN |
| trans-1,3-Dichloropropene | ND | | ug/L | 5.0 | 0.03 | 1 | 396163 | 02/24/26 | 02/24/26 | TCN |
| 1,1,2-Trichloroethane | ND | | ug/L | 5.0 | 0.06 | 1 | 396163 | 02/24/26 | 02/24/26 | TCN |
| 1,3-Dichloropropane | ND | | ug/L | 5.0 | 0.1 | 1 | 396163 | 02/24/26 | 02/24/26 | TCN |
| Tetrachloroethene | ND | | ug/L | 5.0 | 0.09 | 1 | 396163 | 02/24/26 | 02/24/26 | TCN |
| Dibromochloromethane | ND | | ug/L | 5.0 | 0.07 | 1 | 396163 | 02/24/26 | 02/24/26 | TCN |
| 1,2-Dibromoethane | ND | | ug/L | 5.0 | 0.07 | 1 | 396163 | 02/24/26 | 02/24/26 | TCN |
| Chlorobenzene | ND | | ug/L | 5.0 | 0.05 | 1 | 396163 | 02/24/26 | 02/24/26 | TCN |
| 1,1,1,2-Tetrachloroethane | ND | | ug/L | 5.0 | 0.06 | 1 | 396163 | 02/24/26 | 02/24/26 | TCN |
| Ethylbenzene | ND | | ug/L | 5.0 | 0.04 | 1 | 396163 | 02/24/26 | 02/24/26 | TCN |
| m,p-Xylenes | ND | | ug/L | 5.0 | 0.1 | 1 | 396163 | 02/24/26 | 02/24/26 | TCN |
| o-Xylene | ND | | ug/L | 5.0 | 0.06 | 1 | 396163 | 02/24/26 | 02/24/26 | TCN |
| Styrene | ND | | ug/L | 5.0 | 0.06 | 1 | 396163 | 02/24/26 | 02/24/26 | TCN |
| Bromoform | ND | | ug/L | 5.0 | 0.08 | 1 | 396163 | 02/24/26 | 02/24/26 | TCN |
| Isopropylbenzene | ND | | ug/L | 5.0 | 0.06 | 1 | 396163 | 02/24/26 | 02/24/26 | TCN |
| 1,1,2,2-Tetrachloroethane | ND | | ug/L | 5.0 | 0.06 | 1 | 396163 | 02/24/26 | 02/24/26 | TCN |
| 1,2,3-Trichloropropane | ND | | ug/L | 5.0 | 0.09 | 1 | 396163 | 02/24/26 | 02/24/26 | TCN |
| Propylbenzene | ND | | ug/L | 5.0 | 0.05 | 1 | 396163 | 02/24/26 | 02/24/26 | TCN |
| Bromobenzene | ND | | ug/L | 5.0 | 0.06 | 1 | 396163 | 02/24/26 | 02/24/26 | TCN |
| 1,3,5-Trimethylbenzene | ND | | ug/L | 5.0 | 0.08 | 1 | 396163 | 02/24/26 | 02/24/26 | TCN |
| 2-Chlorotoluene | ND | | ug/L | 5.0 | 0.07 | 1 | 396163 | 02/24/26 | 02/24/26 | TCN |
| 4-Chlorotoluene | ND | | ug/L | 5.0 | 0.08 | 1 | 396163 | 02/24/26 | 02/24/26 | TCN |
| tert-Butylbenzene | ND | | ug/L | 5.0 | 0.07 | 1 | 396163 | 02/24/26 | 02/24/26 | TCN |
| 1,2,4-Trimethylbenzene | ND | | ug/L | 5.0 | 0.07 | 1 | 396163 | 02/24/26 | 02/24/26 | TCN |
| sec-Butylbenzene | ND | | ug/L | 5.0 | 0.06 | 1 | 396163 | 02/24/26 | 02/24/26 | TCN |
| para-Isopropyl Toluene | ND | | ug/L | 5.0 | 0.05 | 1 | 396163 | 02/24/26 | 02/24/26 | TCN |
| 1,3-Dichlorobenzene | ND | | ug/L | 5.0 | 0.06 | 1 | 396163 | 02/24/26 | 02/24/26 | TCN |
| 1,4-Dichlorobenzene | ND | | ug/L | 5.0 | 0.07 | 1 | 396163 | 02/24/26 | 02/24/26 | TCN |
| n-Butylbenzene | ND | | ug/L | 5.0 | 0.08 | 1 | 396163 | 02/24/26 | 02/24/26 | TCN |
| 1,2-Dichlorobenzene | ND | | ug/L | 5.0 | 0.04 | 1 | 396163 | 02/24/26 | 02/24/26 | TCN |
| 1,2-Dibromo-3-Chloropropane | ND | | ug/L | 5.0 | 0.3 | 1 | 396163 | 02/24/26 | 02/24/26 | TCN |
| 1,2,4-Trichlorobenzene | ND | | ug/L | 5.0 | 0.1 | 1 | 396163 | 02/24/26 | 02/24/26 | TCN |
| Hexachlorobutadiene | ND | | ug/L | 5.0 | 0.06 | 1 | 396163 | 02/24/26 | 02/24/26 | TCN |
| 1,2,3-Trichlorobenzene | ND | | ug/L | 5.0 | 0.09 | 1 | 396163 | 02/24/26 | 02/24/26 | TCN |
| cis-1,4-Dichloro-2-butene | ND | | ug/L | 5.0 | 0.3 | 1 | 396163 | 02/24/26 | 02/24/26 | TCN |
| trans-1,4-Dichloro-2-butene | ND | | ug/L | 5.0 | 0.2 | 1 | 396163 | 02/24/26 | 02/24/26 | TCN |
| Xylene (total) | ND | | ug/L | 5.0 | | 1 | 396163 | 02/24/26 | 02/24/26 | TCN |
| **Surrogates** | | | | **Limits** | | | | | | |
| Dibromofluoromethane | 106% | | %REC | 70-130 | | 1 | 396163 | 02/24/26 | 02/24/26 | TCN |
| 1,2-Dichloroethane-d4 | 98% | | %REC | 70-130 | | 1 | 396163 | 02/24/26 | 02/24/26 | TCN |
| Toluene-d8 | 98% | | %REC | 70-130 | | 1 | 396163 | 02/24/26 | 02/24/26 | TCN |
| Bromofluorobenzene | 100% | | %REC | 70-130 | | 1 | 396163 | 02/24/26 | 02/24/26 | TCN |
| Method: EPA 8270C-SIM<br>Prep Method: EPA 3535 | | | | | | | | | | |
| 1,4-Dioxane | ND | | ug/L | 1.0 | 0.87 | 1 | 396184 | 02/23/26 | 02/23/26 | MSS |



Results for any subcontracted analyses are not included in this section.

ENTHALPY ANALYTICAL

# Analysis Results for 553952

| 553952-001 Analyte | Result | Qual | Units | RL | MDL | DF | Batch | Prepared | Analyzed | Chemist |
|---|---|---|---|---|---|---|---|---|---|---|
| **Surrogates** | | | | **Limits** | | | | | | |
| 1,4-Dioxane-d8 (SUR) | 100% | | %REC | 80-120 | | 1 | 396184 | 02/23/26 | 02/23/26 | MSS |
| Method: EPA 8270E<br>Prep Method: EPA 3510C | | | | | | | | | | |
| Carbazole | ND | | ug/L | 9.6 | 2.7 | 0.96 | 396143 | 02/23/26 | 02/24/26 | MSS |
| N-Nitrosodimethylamine | ND | | ug/L | 9.6 | 2.8 | 0.96 | 396143 | 02/23/26 | 02/24/26 | MSS |
| Aniline | ND | | ug/L | 9.6 | 2.7 | 0.96 | 396143 | 02/23/26 | 02/24/26 | MSS |
| bis(2-Chloroethyl)ether | ND | | ug/L | 24 | 3.6 | 0.96 | 396143 | 02/23/26 | 02/24/26 | MSS |
| 2-Chlorophenol | ND | | ug/L | 9.6 | 3.5 | 0.96 | 396143 | 02/23/26 | 02/24/26 | MSS |
| 1,3-Dichlorobenzene | ND | | ug/L | 9.6 | 3.1 | 0.96 | 396143 | 02/23/26 | 02/24/26 | MSS |
| 1,4-Dichlorobenzene | ND | | ug/L | 9.6 | 3.2 | 0.96 | 396143 | 02/23/26 | 02/24/26 | MSS |
| Benzyl alcohol | ND | | ug/L | 24 | 5.5 | 0.96 | 396143 | 02/23/26 | 02/24/26 | MSS |
| 1,2-Dichlorobenzene | ND | | ug/L | 9.6 | 3.2 | 0.96 | 396143 | 02/23/26 | 02/24/26 | MSS |
| bis(2-Chloroisopropyl) ether | ND | | ug/L | 9.6 | 3.7 | 0.96 | 396143 | 02/23/26 | 02/24/26 | MSS |
| N-Nitroso-di-n-propylamine | ND | | ug/L | 9.6 | 3.7 | 0.96 | 396143 | 02/23/26 | 02/24/26 | MSS |
| Hexachloroethane | ND | | ug/L | 9.6 | 2.9 | 0.96 | 396143 | 02/23/26 | 02/24/26 | MSS |
| Nitrobenzene | ND | | ug/L | 24 | 8.1 | 0.96 | 396143 | 02/23/26 | 02/24/26 | MSS |
| Isophorone | ND | | ug/L | 9.6 | 3.5 | 0.96 | 396143 | 02/23/26 | 02/24/26 | MSS |
| 2-Nitrophenol | ND | | ug/L | 9.6 | 5.2 | 0.96 | 396143 | 02/23/26 | 02/24/26 | MSS |
| 2,4-Dimethylphenol | ND | | ug/L | 9.6 | 3.1 | 0.96 | 396143 | 02/23/26 | 02/24/26 | MSS |
| bis(2-Chloroethoxy)methane | ND | | ug/L | 9.6 | 3.5 | 0.96 | 396143 | 02/23/26 | 02/24/26 | MSS |
| 2,4-Dichlorophenol | ND | | ug/L | 9.6 | 3.6 | 0.96 | 396143 | 02/23/26 | 02/24/26 | MSS |
| 1,2,4-Trichlorobenzene | ND | | ug/L | 9.6 | 3.3 | 0.96 | 396143 | 02/23/26 | 02/24/26 | MSS |
| 4-Chloroaniline | ND | | ug/L | 9.6 | 3.0 | 0.96 | 396143 | 02/23/26 | 02/24/26 | MSS |
| Hexachlorobutadiene | ND | | ug/L | 9.6 | 2.1 | 0.96 | 396143 | 02/23/26 | 02/24/26 | MSS |
| 4-Chloro-3-methylphenol | ND | | ug/L | 9.6 | 3.4 | 0.96 | 396143 | 02/23/26 | 02/24/26 | MSS |
| 2-Methylnaphthalene | ND | | ug/L | 9.6 | 3.2 | 0.96 | 396143 | 02/23/26 | 02/24/26 | MSS |
| Hexachlorocyclopentadiene | ND | | ug/L | 24 | 7.5 | 0.96 | 396143 | 02/23/26 | 02/24/26 | MSS |
| 2,4,6-Trichlorophenol | ND | | ug/L | 9.6 | 3.9 | 0.96 | 396143 | 02/23/26 | 02/24/26 | MSS |
| 2,4,5-Trichlorophenol | ND | | ug/L | 9.6 | 3.6 | 0.96 | 396143 | 02/23/26 | 02/24/26 | MSS |
| 2-Chloronaphthalene | ND | | ug/L | 9.6 | 3.3 | 0.96 | 396143 | 02/23/26 | 02/24/26 | MSS |
| 2-Nitroaniline | ND | | ug/L | 48 | 4.2 | 0.96 | 396143 | 02/23/26 | 02/24/26 | MSS |
| Dimethylphthalate | ND | | ug/L | 9.6 | 3.3 | 0.96 | 396143 | 02/23/26 | 02/24/26 | MSS |
| Acenaphthylene | ND | | ug/L | 9.6 | 3.7 | 0.96 | 396143 | 02/23/26 | 02/24/26 | MSS |
| 2,6-Dinitrotoluene | ND | | ug/L | 9.6 | 4.3 | 0.96 | 396143 | 02/23/26 | 02/24/26 | MSS |
| 3-Nitroaniline | ND | | ug/L | 9.6 | 3.8 | 0.96 | 396143 | 02/23/26 | 02/24/26 | MSS |
| Acenaphthene | ND | | ug/L | 9.6 | 3.1 | 0.96 | 396143 | 02/23/26 | 02/24/26 | MSS |
| 2,4-Dinitrophenol | ND | | ug/L | 48 | 14 | 0.96 | 396143 | 02/23/26 | 02/24/26 | MSS |
| 4-Nitrophenol | ND | | ug/L | 48 | 8.2 | 0.96 | 396143 | 02/23/26 | 02/24/26 | MSS |
| Dibenzofuran | ND | | ug/L | 9.6 | 3.1 | 0.96 | 396143 | 02/23/26 | 02/24/26 | MSS |
| 2,4-Dinitrotoluene | ND | | ug/L | 9.6 | 4.1 | 0.96 | 396143 | 02/23/26 | 02/24/26 | MSS |
| Diethylphthalate | ND | | ug/L | 9.6 | 2.8 | 0.96 | 396143 | 02/23/26 | 02/24/26 | MSS |
| Fluorene | ND | | ug/L | 9.6 | 3.0 | 0.96 | 396143 | 02/23/26 | 02/24/26 | MSS |
| 4-Chlorophenyl-phenylether | ND | | ug/L | 9.6 | 2.9 | 0.96 | 396143 | 02/23/26 | 02/24/26 | MSS |
| 4-Nitroaniline | ND | | ug/L | 9.6 | 3.2 | 0.96 | 396143 | 02/23/26 | 02/24/26 | MSS |
| 4,6-Dinitro-2-methylphenol | ND | | ug/L | 48 | 16 | 0.96 | 396143 | 02/23/26 | 02/24/26 | MSS |
| N-Nitrosodiphenylamine | ND | | ug/L | 9.6 | 3.8 | 0.96 | 396143 | 02/23/26 | 02/24/26 | MSS |
| 1,2-diphenylhydrazine (as azobenzene) | ND | | ug/L | 9.6 | 2.8 | 0.96 | 396143 | 02/23/26 | 02/24/26 | MSS |
| 4-Bromophenyl-phenylether | ND | | ug/L | 9.6 | 3.2 | 0.96 | 396143 | 02/23/26 | 02/24/26 | MSS |
| Hexachlorobenzene | ND | | ug/L | 9.6 | 2.9 | 0.96 | 396143 | 02/23/26 | 02/24/26 | MSS |



Results for any subcontracted analyses are not included in this section.

ENTHALPY ANALYTICAL

# Analysis Results for 553952

| 553952-001 Analyte | Result | Qual | Units | RL | MDL | DF | Batch | Prepared | Analyzed | Chemist |
|---|---|---|---|---|---|---|---|---|---|---|
| Pentachlorophenol | ND | | ug/L | 24 | 5.5 | 0.96 | 396143 | 02/23/26 | 02/24/26 | MSS |
| Phenanthrene | ND | | ug/L | 9.6 | 2.8 | 0.96 | 396143 | 02/23/26 | 02/24/26 | MSS |
| Anthracene | ND | | ug/L | 9.6 | 2.7 | 0.96 | 396143 | 02/23/26 | 02/24/26 | MSS |
| Di-n-butylphthalate | ND | | ug/L | 9.6 | 2.9 | 0.96 | 396143 | 02/23/26 | 02/24/26 | MSS |
| Fluoranthene | ND | | ug/L | 9.6 | 2.7 | 0.96 | 396143 | 02/23/26 | 02/24/26 | MSS |
| Benzidine | ND | | ug/L | 48 | 18 | 0.96 | 396143 | 02/23/26 | 02/24/26 | MSS |
| Pyrene | ND | | ug/L | 9.6 | 2.6 | 0.96 | 396143 | 02/23/26 | 02/24/26 | MSS |
| Butylbenzylphthalate | ND | | ug/L | 9.6 | 3.5 | 0.96 | 396143 | 02/23/26 | 02/24/26 | MSS |
| 3,3'-Dichlorobenzidine | ND | | ug/L | 24 | 5.0 | 0.96 | 396143 | 02/23/26 | 02/24/26 | MSS |
| Benzo(a)anthracene | ND | | ug/L | 9.6 | 2.3 | 0.96 | 396143 | 02/23/26 | 02/24/26 | MSS |
| Chrysene | ND | | ug/L | 9.6 | 2.4 | 0.96 | 396143 | 02/23/26 | 02/24/26 | MSS |
| bis(2-Ethylhexyl)phthalate | ND | | ug/L | 9.6 | 3.2 | 0.96 | 396143 | 02/23/26 | 02/24/26 | MSS |
| Di-n-octylphthalate | ND | | ug/L | 9.6 | 4.5 | 0.96 | 396143 | 02/23/26 | 02/24/26 | MSS |
| Benzo(b)fluoranthene | ND | | ug/L | 9.6 | 2.9 | 0.96 | 396143 | 02/23/26 | 02/24/26 | MSS |
| Benzo(k)fluoranthene | ND | | ug/L | 9.6 | 3.0 | 0.96 | 396143 | 02/23/26 | 02/24/26 | MSS |
| Benzo(a)pyrene | ND | | ug/L | 9.6 | 3.0 | 0.96 | 396143 | 02/23/26 | 02/24/26 | MSS |
| Indeno(1,2,3-cd)pyrene | ND | | ug/L | 9.6 | 4.1 | 0.96 | 396143 | 02/23/26 | 02/24/26 | MSS |
| Dibenz(a,h)anthracene | ND | | ug/L | 9.6 | 4.0 | 0.96 | 396143 | 02/23/26 | 02/24/26 | MSS |
| Benzo(g,h,i)perylene | ND | | ug/L | 9.6 | 4.0 | 0.96 | 396143 | 02/23/26 | 02/24/26 | MSS |
| **Surrogates** | | | | **Limits** | | | | | | |
| 2-Fluorophenol | 42% | | %REC | 15-120 | | 0.96 | 396143 | 02/23/26 | 02/24/26 | MSS |
| Phenol-d6 | 33% | | %REC | 15-120 | | 0.96 | 396143 | 02/23/26 | 02/24/26 | MSS |
| 2,4,6-Tribromophenol | 108% | | %REC | 15-140 | | 0.96 | 396143 | 02/23/26 | 02/24/26 | MSS |
| Nitrobenzene-d5 | 66% | | %REC | 15-123 | | 0.96 | 396143 | 02/23/26 | 02/24/26 | MSS |
| 2-Fluorobiphenyl | 66% | | %REC | 15-120 | | 0.96 | 396143 | 02/23/26 | 02/24/26 | MSS |
| Terphenyl-d14 | 84% | | %REC | 15-120 | | 0.96 | 396143 | 02/23/26 | 02/24/26 | MSS |
| Method: SM 4500-CN-E<br>Prep Method: METHOD | | | | | | | | | | |
| Cyanide | **0.0023** | B,J | mg/L | 0.0050 | 0.0017 | 0.5 | 396304 | 02/24/26 | 02/25/26 | JAK |
| Method: SM 4500-S2-D<br>Prep Method: METHOD | | | | | | | | | | |
| Sulfide | ND | | mg/L | 0.10 | | 1 | 396280 | 02/24/26 | 02/24/26 | TXC |
| Method: SM 5310B<br>Prep Method: SM 5310B | | | | | | | | | | |
| Total Organic Carbon | **24** | | mg/L | 1.0 | 0.49 | 1 | 396259 | 02/24/26 | 02/24/26 | BDR |
| Method: SM 9221B<br>Prep Method: METHOD | | | | | | | | | | |
| Coliform, Total | **>1,600** | | MPN/100ml | 1.8 | | 1 | 396227 | 02/23/26 15:07 | 02/26/26 15:04 | SMT |
| Method: SM 9221F | | | | | | | | | | |
| Coliform, E. Coli | **63** | | MPN/100ml | 1.8 | | 1 | 396227 | 02/23/26 15:07 | 02/26/26 15:04 | SMT |
| Method: SM2130B | | | | | | | | | | |
| Turbidity | **130** | | NTU | 0.20 | 0.12 | 1 | 396263 | 02/24/26 13:17 | 02/24/26 13:17 | TRR |
| Method: SM2320B<br>Prep Method: METHOD | | | | | | | | | | |
| Bicarbonate | **130** | | mg/L | 6.0 | | 2.5 | 396165 | 02/23/26 | 02/23/26 | WWC |
| Alkalinity, Total as CaCO3 | **110** | | mg/L | 5.0 | | 2.5 | 396165 | 02/23/26 | 02/23/26 | WWC |
| Method: SM2510B<br>Prep Method: METHOD | | | | | | | | | | |



Results for any subcontracted analyses are not included in this section.

# Analysis Results for 553952

| 553952-001 Analyte | Result | Qual | Units | RL | MDL | DF | Batch | Prepared | Analyzed | Chemist |
|---|---|---|---|---|---|---|---|---|---|---|
| Specific Conductance | **690** | | umhos/cm | 1.0 | | 1 | 396183 | 02/23/26 | 02/23/26 | RDL |
| Method: SM2540C<br>Prep Method: METHOD | | | | | | | | | | |
| Total Dissolved Solids | **500** | | mg/L | 20 | | 2 | 396181 | 02/23/26 | 02/24/26 | RDL |
| Method: SM2540D<br>Prep Method: METHOD | | | | | | | | | | |
| Total Suspended Solids | **93** | | mg/L | 0.5 | | 1 | 396148 | 02/23/26 | 02/24/26 | CKN |
| Method: SM5210B<br>Prep Method: METHOD | | | | | | | | | | |
| Biochemical Oxygen Demand | **5.0** | | mg/L | 3.0 | | 1 | 396141 | 02/23/26 14:49 | 02/28/26 12:59 | AAB |
| Method: SM5220D<br>Prep Method: SM 5220D | | | | | | | | | | |
| Chemical Oxygen Demand | **94** | | mg/L | 4.0 | 2.0 | 1 | 396214 | 02/24/26 | 02/24/26 | ARM |



Results for any subcontracted analyses are not included in this section.

# Analysis Results for 553952

| Sample ID: | Lab ID: 553952-002 | Collected: 02/23/26 07:50 |
|---|---|---|
| SOUTH BASIN - STAGE 1-NW | Matrix: Water | |

| 553952-002 Analyte | Result | Qual | Units | RL | MDL | DF | Batch | Prepared | Analyzed | Chemist |
|---|---|---|---|---|---|---|---|---|---|---|
| Method: EPA 1664A<br>Prep Method: METHOD | | | | | | | | | | |
| Total Oil and Grease | ND | | mg/L | 4.9 | 0.95 | 0.98 | 396155 | 02/23/26 | 02/24/26 | TTL |
| Method: EPA 200.7<br>Prep Method: EPA 3015A | | | | | | | | | | |
| Calcium | **60** | | mg/L | 0.10 | 0.022 | 1 | 396157 | 02/23/26 | 02/23/26 | SBW |
| Iron | **1.4** | | mg/L | 0.050 | 0.017 | 1 | 396157 | 02/23/26 | 02/24/26 | SBW |
| Magnesium | **9.3** | | mg/L | 0.10 | 0.010 | 1 | 396157 | 02/23/26 | 02/23/26 | SBW |
| Potassium | **13** | | mg/L | 0.50 | 0.15 | 1 | 396157 | 02/23/26 | 02/23/26 | SBW |
| Sodium | **61** | | mg/L | 0.50 | 0.017 | 1 | 396157 | 02/23/26 | 02/23/26 | SBW |
| Method: EPA 200.8<br>Prep Method: EPA 3015A | | | | | | | | | | |
| Antimony | **1.1** | J | ug/L | 2.0 | 1.0 | 1 | 396144 | 02/23/26 | 02/23/26 | DXC |
| Arsenic | **6.1** | | ug/L | 2.0 | 0.27 | 1 | 396144 | 02/23/26 | 02/23/26 | DXC |
| Barium | **50** | | ug/L | 5.0 | 0.44 | 1 | 396144 | 02/23/26 | 02/23/26 | DXC |
| Beryllium | **0.10** | J | ug/L | 1.0 | 0.060 | 1 | 396144 | 02/23/26 | 02/23/26 | DXC |
| Boron | **190** | | ug/L | 100 | 57 | 10 | 396144 | 02/23/26 | 02/23/26 | DXC |
| Cadmium | **0.076** | J | ug/L | 1.0 | 0.072 | 1 | 396144 | 02/23/26 | 02/23/26 | DXC |
| Chromium | **5.4** | | ug/L | 5.0 | 0.43 | 1 | 396144 | 02/23/26 | 02/23/26 | DXC |
| Cobalt | **1.4** | | ug/L | 1.0 | 0.090 | 1 | 396144 | 02/23/26 | 02/23/26 | DXC |
| Copper | **10** | | ug/L | 3.0 | 0.96 | 1 | 396144 | 02/23/26 | 02/23/26 | DXC |
| Lead | **2.1** | J | ug/L | 5.0 | 0.23 | 1 | 396144 | 02/23/26 | 02/23/26 | DXC |
| Manganese | **50** | | ug/L | 10 | 3.8 | 1 | 396144 | 02/23/26 | 02/23/26 | DXC |
| Nickel | **4.3** | J | ug/L | 5.0 | 1.3 | 1 | 396144 | 02/23/26 | 02/23/26 | DXC |
| Selenium | **3.1** | J | ug/L | 4.0 | 1.9 | 1 | 396144 | 02/23/26 | 02/23/26 | DXC |
| Silver | ND | | ug/L | 5.0 | 0.37 | 1 | 396144 | 02/23/26 | 02/23/26 | DXC |
| Thallium | ND | | ug/L | 1.0 | 0.25 | 1 | 396144 | 02/23/26 | 02/23/26 | DXC |
| Tin | ND | | ug/L | 5.0 | 1.5 | 1 | 396144 | 02/23/26 | 02/23/26 | DXC |
| Vanadium | **10** | | ug/L | 5.0 | 0.36 | 1 | 396144 | 02/23/26 | 02/23/26 | DXC |
| Zinc | **10** | | ug/L | 10 | 7.6 | 1 | 396144 | 02/23/26 | 02/23/26 | DXC |
| Method: EPA 245.1<br>Prep Method: EPA 245.1 | | | | | | | | | | |
| Mercury | ND | | ug/L | 0.40 | 0.091 | 1 | 396147 | 02/23/26 | 02/24/26 | MLL |
| Method: EPA 300.0<br>Prep Method: METHOD | | | | | | | | | | |
| Fluoride | **0.30** | | mg/L | 0.20 | 0.062 | 1 | 396140 | 02/23/26 13:45 | 02/23/26 16:22 | AJL |
| Chloride | **32** | | mg/L | 1.0 | 0.27 | 1 | 396140 | 02/23/26 13:45 | 02/23/26 16:22 | AJL |
| Nitrogen, Nitrite | **0.06** | J | mg/L | 0.10 | 0.01 | 1 | 396140 | 02/23/26 13:45 | 02/23/26 16:22 | AJL |
| Bromide | **0.074** | J | mg/L | 0.30 | 0.049 | 1 | 396140 | 02/23/26 13:45 | 02/23/26 16:22 | AJL |
| Nitrogen, Nitrate | **1.2** | | mg/L | 0.10 | 0.05 | 1 | 396140 | 02/23/26 13:45 | 02/23/26 16:22 | AJL |
| Sulfate | **160** | | mg/L | 5.0 | 1.3 | 5 | 396140 | 02/23/26 13:45 | 02/23/26 16:44 | AJL |



Results for any subcontracted analyses are not included in this section.

ENTHALPY ANALYTICAL

# Analysis Results for 553952

| 553952-002 Analyte | Result | Qual | Units | RL | MDL | DF | Batch | Prepared | Analyzed | Chemist |
|---|---|---|---|---|---|---|---|---|---|---|
| Method: EPA 350.1<br>Prep Method: METHOD | | | | | | | | | | |
| Ammonia-N | **0.17** | | mg/L | 0.10 | 0.068 | 1 | 396201 | 02/24/26 | 02/24/26 | JAK |
| Method: EPA 420.1<br>Prep Method: METHOD | | | | | | | | | | |
| Total Phenolics | **0.0090** | J | mg/L | 0.010 | 0.0056 | 1 | 396226 | 02/24/26 | 02/24/26 | LVL |
| Method: EPA 625.1<br>Prep Method: EPA 3510C | | | | | | | | | | |
| a-Terpineol | ND | | ug/L | 9.4 | 1.9 | 0.94 | 396143 | 02/23/26 | 02/23/26 | MSS |
| Benzoic acid | ND | | ug/L | 47 | 10 | 0.94 | 396143 | 02/23/26 | 02/24/26 | MSS |
| 2-Methylphenol | ND | | ug/L | 9.4 | 3.1 | 0.94 | 396143 | 02/23/26 | 02/24/26 | MSS |
| Pyridine | ND | | ug/L | 9.4 | 2.7 | 0.94 | 396143 | 02/23/26 | 02/24/26 | MSS |
| Phenol | ND | | ug/L | 9.4 | 2.0 | 0.94 | 396143 | 02/23/26 | 02/24/26 | MSS |
| Naphthalene | ND | | ug/L | 9.4 | 3.4 | 0.94 | 396143 | 02/23/26 | 02/24/26 | MSS |
| 3-,4-Methylphenol | ND | | ug/L | 9.4 | 2.8 | 0.94 | 396143 | 02/23/26 | 02/24/26 | MSS |
| Cresol | ND | | ug/L | 9.4 | | 0.94 | 396143 | 02/23/26 | 02/24/26 | MSS |
| **Surrogates** | | | | **Limits** | | | | | | |
| 2-Fluorophenol | 28% | * | %REC | 36-95 | | 0.94 | 396143 | 02/23/26 | 02/24/26 | MSS |
| Phenol-d6 | 23% | * | %REC | 28-82 | | 0.94 | 396143 | 02/23/26 | 02/24/26 | MSS |
| 2,4,6-Tribromophenol | 95% | | %REC | 61-140 | | 0.94 | 396143 | 02/23/26 | 02/24/26 | MSS |
| Nitrobenzene-d5 | 48% | | %REC | 48-123 | | 0.94 | 396143 | 02/23/26 | 02/24/26 | MSS |
| 2-Fluorobiphenyl | 53% | | %REC | 51-105 | | 0.94 | 396143 | 02/23/26 | 02/24/26 | MSS |
| Terphenyl-d14 | 76% | | %REC | 65-117 | | 0.94 | 396143 | 02/23/26 | 02/24/26 | MSS |
| Method: EPA 8081A<br>Prep Method: EPA 3510C | | | | | | | | | | |
| alpha-BHC | ND | | ug/L | 0.05 | 0.01 | 0.95 | 396145 | 02/23/26 | 02/24/26 | XLY |
| beta-BHC | ND | | ug/L | 0.05 | 0.01 | 0.95 | 396145 | 02/23/26 | 02/24/26 | XLY |
| gamma-BHC | ND | | ug/L | 0.05 | 0.01 | 0.95 | 396145 | 02/23/26 | 02/24/26 | XLY |
| delta-BHC | ND | | ug/L | 0.05 | 0.01 | 0.95 | 396145 | 02/23/26 | 02/24/26 | XLY |
| Heptachlor | ND | | ug/L | 0.05 | 0.009 | 0.95 | 396145 | 02/23/26 | 02/24/26 | XLY |
| Aldrin | ND | | ug/L | 0.05 | 0.01 | 0.95 | 396145 | 02/23/26 | 02/24/26 | XLY |
| Heptachlor epoxide | ND | | ug/L | 0.05 | 0.01 | 0.95 | 396145 | 02/23/26 | 02/24/26 | XLY |
| Endosulfan I | ND | | ug/L | 0.05 | 0.01 | 0.95 | 396145 | 02/23/26 | 02/24/26 | XLY |
| Dieldrin | ND | | ug/L | 0.09 | 0.01 | 0.95 | 396145 | 02/23/26 | 02/24/26 | XLY |
| 4,4'-DDE | ND | | ug/L | 0.09 | 0.01 | 0.95 | 396145 | 02/23/26 | 02/24/26 | XLY |
| Endrin | ND | | ug/L | 0.09 | 0.01 | 0.95 | 396145 | 02/23/26 | 02/24/26 | XLY |
| Endosulfan II | ND | | ug/L | 0.09 | 0.02 | 0.95 | 396145 | 02/23/26 | 02/24/26 | XLY |
| Endosulfan sulfate | ND | | ug/L | 0.09 | 0.02 | 0.95 | 396145 | 02/23/26 | 02/24/26 | XLY |
| 4,4'-DDD | ND | | ug/L | 0.09 | 0.02 | 0.95 | 396145 | 02/23/26 | 02/24/26 | XLY |
| Endrin aldehyde | ND | | ug/L | 0.09 | 0.03 | 0.95 | 396145 | 02/23/26 | 02/24/26 | XLY |
| Endrin ketone | ND | | ug/L | 0.09 | 0.02 | 0.95 | 396145 | 02/23/26 | 02/24/26 | XLY |
| 4,4'-DDT | ND | | ug/L | 0.09 | 0.08 | 0.95 | 396145 | 02/23/26 | 02/24/26 | XLY |
| Methoxychlor | ND | | ug/L | 0.09 | 0.04 | 0.95 | 396145 | 02/23/26 | 02/24/26 | XLY |
| Toxaphene | ND | | ug/L | 1.9 | 0.6 | 0.95 | 396145 | 02/23/26 | 02/24/26 | XLY |
| Chlordane (Technical) | ND | | ug/L | 0.9 | 0.2 | 0.95 | 396145 | 02/23/26 | 02/24/26 | XLY |
| **Surrogates** | | | | **Limits** | | | | | | |
| TCMX | 79% | | %REC | 29-120 | | 0.95 | 396145 | 02/23/26 | 02/24/26 | XLY |
| Decachlorobiphenyl | 105% | | %REC | 33-132 | | 0.95 | 396145 | 02/23/26 | 02/24/26 | XLY |
| Method: EPA 8082<br>Prep Method: EPA 3510C | | | | | | | | | | |
| Aroclor-1016 | ND | | ug/L | 0.47 | 0.29 | 0.95 | 396145 | 02/23/26 | 02/24/26 | XLY |



Results for any subcontracted analyses are not included in this section.

ENTHALPY ANALYTICAL

# Analysis Results for 553952

| 553952-002 Analyte | Result | Qual | Units | RL | MDL | DF | Batch | Prepared | Analyzed | Chemist |
|---|---|---|---|---|---|---|---|---|---|---|
| Aroclor-1221 | ND | | ug/L | 0.47 | 0.44 | 0.95 | 396145 | 02/23/26 | 02/24/26 | XLY |
| Aroclor-1232 | ND | | ug/L | 0.47 | 0.26 | 0.95 | 396145 | 02/23/26 | 02/24/26 | XLY |
| Aroclor-1242 | ND | | ug/L | 0.47 | 0.27 | 0.95 | 396145 | 02/23/26 | 02/24/26 | XLY |
| Aroclor-1248 | ND | | ug/L | 0.47 | 0.22 | 0.95 | 396145 | 02/23/26 | 02/24/26 | XLY |
| Aroclor-1254 | ND | | ug/L | 0.47 | 0.25 | 0.95 | 396145 | 02/23/26 | 02/24/26 | XLY |
| Aroclor-1260 | ND | | ug/L | 0.47 | 0.31 | 0.95 | 396145 | 02/23/26 | 02/24/26 | XLY |
| Aroclor-1262 | ND | | ug/L | 0.47 | 0.28 | 0.95 | 396145 | 02/23/26 | 02/24/26 | XLY |
| Aroclor-1268 | ND | | ug/L | 0.47 | 0.25 | 0.95 | 396145 | 02/23/26 | 02/24/26 | XLY |
| **Surrogates** | | | | **Limits** | | | | | | |
| Decachlorobiphenyl (PCB) | 104% | | %REC | 28-138 | | 0.95 | 396145 | 02/23/26 | 02/24/26 | XLY |
| Method: EPA 8260B<br>Prep Method: EPA 5030B | | | | | | | | | | |
| Carbon Disulfide | ND | | ug/L | 5.0 | 0.3 | 1 | 396163 | 02/24/26 | 02/24/26 | TCN |
| Chloroprene | ND | | ug/L | 200 | 0.3 | 1 | 396163 | 02/24/26 | 02/24/26 | TCN |
| 3-Chloropropene | ND | | ug/L | 5.0 | 0.2 | 1 | 396163 | 02/24/26 | 02/24/26 | TCN |
| Ethyl methacrylate | ND | | ug/L | 50 | 2.4 | 1 | 396163 | 02/24/26 | 02/24/26 | TCN |
| Ethanol | ND | | ug/L | 500 | 130 | 1 | 396163 | 02/24/26 | 02/24/26 | TCN |
| 2-Hexanone | ND | | ug/L | 5.0 | 0.6 | 1 | 396163 | 02/24/26 | 02/24/26 | TCN |
| Isopropanol (IPA) | ND | | ug/L | 200 | 40 | 1 | 396163 | 02/24/26 | 02/24/26 | TCN |
| Methyl acrylonitrile | ND | | ug/L | 35 | 1.3 | 1 | 396163 | 02/24/26 | 02/24/26 | TCN |
| Vinyl Acetate | ND | | ug/L | 50 | 2.4 | 1 | 396163 | 02/24/26 | 02/24/26 | TCN |
| Acrolein | ND | | ug/L | 200 | 2.0 | 1 | 396163 | 02/24/26 | 02/24/26 | TCN |
| Acrylonitrile | ND | | ug/L | 10 | 0.3 | 1 | 396163 | 02/24/26 | 02/24/26 | TCN |
| Freon 12 | ND | | ug/L | 5.0 | 0.2 | 1 | 396163 | 02/24/26 | 02/24/26 | TCN |
| Chloromethane | ND | | ug/L | 5.0 | 0.1 | 1 | 396163 | 02/24/26 | 02/24/26 | TCN |
| Vinyl Chloride | ND | | ug/L | 5.0 | 0.1 | 1 | 396163 | 02/24/26 | 02/24/26 | TCN |
| Bromomethane | ND | | ug/L | 5.0 | 0.3 | 1 | 396163 | 02/24/26 | 02/24/26 | TCN |
| Chloroethane | ND | | ug/L | 5.0 | 0.05 | 1 | 396163 | 02/24/26 | 02/24/26 | TCN |
| Trichlorofluoromethane | ND | | ug/L | 5.0 | 0.08 | 1 | 396163 | 02/24/26 | 02/24/26 | TCN |
| Iodomethane | ND | | ug/L | 5.0 | | 1 | 396163 | 02/24/26 | 02/24/26 | TCN |
| Acetone | ND | | ug/L | 100 | 8.8 | 1 | 396163 | 02/24/26 | 02/24/26 | TCN |
| Freon 113 | ND | | ug/L | 5.0 | 0.1 | 1 | 396163 | 02/24/26 | 02/24/26 | TCN |
| 1,1-Dichloroethene | ND | | ug/L | 5.0 | 0.1 | 1 | 396163 | 02/24/26 | 02/24/26 | TCN |
| Methylene Chloride | ND | | ug/L | 10 | 0.2 | 1 | 396163 | 02/24/26 | 02/24/26 | TCN |
| MTBE | ND | | ug/L | 5.0 | 0.1 | 1 | 396163 | 02/24/26 | 02/24/26 | TCN |
| trans-1,2-Dichloroethene | ND | | ug/L | 5.0 | 0.1 | 1 | 396163 | 02/24/26 | 02/24/26 | TCN |
| 1,1-Dichloroethane | ND | | ug/L | 5.0 | 0.07 | 1 | 396163 | 02/24/26 | 02/24/26 | TCN |
| 2-Butanone | ND | | ug/L | 10 | 0.9 | 1 | 396163 | 02/24/26 | 02/24/26 | TCN |
| cis-1,2-Dichloroethene | ND | | ug/L | 5.0 | 0.09 | 1 | 396163 | 02/24/26 | 02/24/26 | TCN |
| 2,2-Dichloropropane | ND | | ug/L | 5.0 | 0.09 | 1 | 396163 | 02/24/26 | 02/24/26 | TCN |
| Chloroform | ND | | ug/L | 5.0 | 0.07 | 1 | 396163 | 02/24/26 | 02/24/26 | TCN |
| Bromochloromethane | ND | | ug/L | 5.0 | 0.1 | 1 | 396163 | 02/24/26 | 02/24/26 | TCN |
| 1,1,1-Trichloroethane | ND | | ug/L | 5.0 | 0.03 | 1 | 396163 | 02/24/26 | 02/24/26 | TCN |
| 1,1-Dichloropropene | ND | | ug/L | 5.0 | 0.08 | 1 | 396163 | 02/24/26 | 02/24/26 | TCN |
| Carbon Tetrachloride | ND | | ug/L | 5.0 | 0.07 | 1 | 396163 | 02/24/26 | 02/24/26 | TCN |
| 1,2-Dichloroethane | ND | | ug/L | 5.0 | 0.09 | 1 | 396163 | 02/24/26 | 02/24/26 | TCN |
| Benzene | ND | | ug/L | 1.0 | 0.07 | 1 | 396163 | 02/24/26 | 02/24/26 | TCN |
| Trichloroethene | ND | | ug/L | 5.0 | 0.05 | 1 | 396163 | 02/24/26 | 02/24/26 | TCN |
| 1,2-Dichloropropane | ND | | ug/L | 5.0 | 0.07 | 1 | 396163 | 02/24/26 | 02/24/26 | TCN |
| Bromodichloromethane | ND | | ug/L | 5.0 | 0.05 | 1 | 396163 | 02/24/26 | 02/24/26 | TCN |
| Dibromomethane | ND | | ug/L | 5.0 | 0.1 | 1 | 396163 | 02/24/26 | 02/24/26 | TCN |
| 4-Methyl-2-Pentanone | ND | | ug/L | 5.0 | 0.5 | 1 | 396163 | 02/24/26 | 02/24/26 | TCN |



Results for any subcontracted analyses are not included in this section.

ENTHALPY ANALYTICAL

# Analysis Results for 553952

| 553952-002 Analyte | Result | Qual | Units | RL | MDL | DF | Batch | Prepared | Analyzed | Chemist |
|---|---|---|---|---|---|---|---|---|---|---|
| cis-1,3-Dichloropropene | ND | | ug/L | 5.0 | 0.08 | 1 | 396163 | 02/24/26 | 02/24/26 | TCN |
| Toluene | ND | | ug/L | 5.0 | 0.05 | 1 | 396163 | 02/24/26 | 02/24/26 | TCN |
| trans-1,3-Dichloropropene | ND | | ug/L | 5.0 | 0.03 | 1 | 396163 | 02/24/26 | 02/24/26 | TCN |
| 1,1,2-Trichloroethane | ND | | ug/L | 5.0 | 0.06 | 1 | 396163 | 02/24/26 | 02/24/26 | TCN |
| 1,3-Dichloropropane | ND | | ug/L | 5.0 | 0.1 | 1 | 396163 | 02/24/26 | 02/24/26 | TCN |
| Tetrachloroethene | ND | | ug/L | 5.0 | 0.09 | 1 | 396163 | 02/24/26 | 02/24/26 | TCN |
| Dibromochloromethane | ND | | ug/L | 5.0 | 0.07 | 1 | 396163 | 02/24/26 | 02/24/26 | TCN |
| 1,2-Dibromoethane | ND | | ug/L | 5.0 | 0.07 | 1 | 396163 | 02/24/26 | 02/24/26 | TCN |
| Chlorobenzene | ND | | ug/L | 5.0 | 0.05 | 1 | 396163 | 02/24/26 | 02/24/26 | TCN |
| 1,1,1,2-Tetrachloroethane | ND | | ug/L | 5.0 | 0.06 | 1 | 396163 | 02/24/26 | 02/24/26 | TCN |
| Ethylbenzene | ND | | ug/L | 5.0 | 0.04 | 1 | 396163 | 02/24/26 | 02/24/26 | TCN |
| m,p-Xylenes | ND | | ug/L | 5.0 | 0.1 | 1 | 396163 | 02/24/26 | 02/24/26 | TCN |
| o-Xylene | ND | | ug/L | 5.0 | 0.06 | 1 | 396163 | 02/24/26 | 02/24/26 | TCN |
| Styrene | ND | | ug/L | 5.0 | 0.06 | 1 | 396163 | 02/24/26 | 02/24/26 | TCN |
| Bromoform | ND | | ug/L | 5.0 | 0.08 | 1 | 396163 | 02/24/26 | 02/24/26 | TCN |
| Isopropylbenzene | ND | | ug/L | 5.0 | 0.06 | 1 | 396163 | 02/24/26 | 02/24/26 | TCN |
| 1,1,2,2-Tetrachloroethane | ND | | ug/L | 5.0 | 0.06 | 1 | 396163 | 02/24/26 | 02/24/26 | TCN |
| 1,2,3-Trichloropropane | ND | | ug/L | 5.0 | 0.09 | 1 | 396163 | 02/24/26 | 02/24/26 | TCN |
| Propylbenzene | ND | | ug/L | 5.0 | 0.05 | 1 | 396163 | 02/24/26 | 02/24/26 | TCN |
| Bromobenzene | ND | | ug/L | 5.0 | 0.06 | 1 | 396163 | 02/24/26 | 02/24/26 | TCN |
| 1,3,5-Trimethylbenzene | ND | | ug/L | 5.0 | 0.08 | 1 | 396163 | 02/24/26 | 02/24/26 | TCN |
| 2-Chlorotoluene | ND | | ug/L | 5.0 | 0.07 | 1 | 396163 | 02/24/26 | 02/24/26 | TCN |
| 4-Chlorotoluene | ND | | ug/L | 5.0 | 0.08 | 1 | 396163 | 02/24/26 | 02/24/26 | TCN |
| tert-Butylbenzene | ND | | ug/L | 5.0 | 0.07 | 1 | 396163 | 02/24/26 | 02/24/26 | TCN |
| 1,2,4-Trimethylbenzene | ND | | ug/L | 5.0 | 0.07 | 1 | 396163 | 02/24/26 | 02/24/26 | TCN |
| sec-Butylbenzene | ND | | ug/L | 5.0 | 0.06 | 1 | 396163 | 02/24/26 | 02/24/26 | TCN |
| para-Isopropyl Toluene | ND | | ug/L | 5.0 | 0.05 | 1 | 396163 | 02/24/26 | 02/24/26 | TCN |
| 1,3-Dichlorobenzene | ND | | ug/L | 5.0 | 0.06 | 1 | 396163 | 02/24/26 | 02/24/26 | TCN |
| 1,4-Dichlorobenzene | ND | | ug/L | 5.0 | 0.07 | 1 | 396163 | 02/24/26 | 02/24/26 | TCN |
| n-Butylbenzene | ND | | ug/L | 5.0 | 0.08 | 1 | 396163 | 02/24/26 | 02/24/26 | TCN |
| 1,2-Dichlorobenzene | ND | | ug/L | 5.0 | 0.04 | 1 | 396163 | 02/24/26 | 02/24/26 | TCN |
| 1,2-Dibromo-3-Chloropropane | ND | | ug/L | 5.0 | 0.3 | 1 | 396163 | 02/24/26 | 02/24/26 | TCN |
| 1,2,4-Trichlorobenzene | ND | | ug/L | 5.0 | 0.1 | 1 | 396163 | 02/24/26 | 02/24/26 | TCN |
| Hexachlorobutadiene | ND | | ug/L | 5.0 | 0.06 | 1 | 396163 | 02/24/26 | 02/24/26 | TCN |
| 1,2,3-Trichlorobenzene | ND | | ug/L | 5.0 | 0.09 | 1 | 396163 | 02/24/26 | 02/24/26 | TCN |
| cis-1,4-Dichloro-2-butene | ND | | ug/L | 5.0 | 0.3 | 1 | 396163 | 02/24/26 | 02/24/26 | TCN |
| trans-1,4-Dichloro-2-butene | ND | | ug/L | 5.0 | 0.2 | 1 | 396163 | 02/24/26 | 02/24/26 | TCN |
| Xylene (total) | ND | | ug/L | 5.0 | | 1 | 396163 | 02/24/26 | 02/24/26 | TCN |
| **Surrogates** | | | | **Limits** | | | | | | |
| Dibromofluoromethane | 108% | | %REC | 70-130 | | 1 | 396163 | 02/24/26 | 02/24/26 | TCN |
| 1,2-Dichloroethane-d4 | 98% | | %REC | 70-130 | | 1 | 396163 | 02/24/26 | 02/24/26 | TCN |
| Toluene-d8 | 97% | | %REC | 70-130 | | 1 | 396163 | 02/24/26 | 02/24/26 | TCN |
| Bromofluorobenzene | 99% | | %REC | 70-130 | | 1 | 396163 | 02/24/26 | 02/24/26 | TCN |
| Method: EPA 8270C-SIM<br>Prep Method: EPA 3535 | | | | | | | | | | |
| 1,4-Dioxane | ND | | ug/L | 1.0 | 0.87 | 1 | 396184 | 02/23/26 | 02/23/26 | MSS |
| **Surrogates** | | | | **Limits** | | | | | | |
| 1,4-Dioxane-d8 (SUR) | 97% | | %REC | 80-120 | | 1 | 396184 | 02/23/26 | 02/23/26 | MSS |
| Method: EPA 8270E<br>Prep Method: EPA 3510C | | | | | | | | | | |



Results for any subcontracted analyses are not included in this section.

ENTHALPY ANALYTICAL

# Analysis Results for 553952

| 553952-002 Analyte | Result | Qual | Units | RL | MDL | DF | Batch | Prepared | Analyzed | Chemist |
|---|---|---|---|---|---|---|---|---|---|---|
| Carbazole | ND | | ug/L | 9.4 | 2.6 | 0.94 | 396143 | 02/23/26 | 02/24/26 | MSS |
| N-Nitrosodimethylamine | ND | | ug/L | 9.4 | 2.7 | 0.94 | 396143 | 02/23/26 | 02/24/26 | MSS |
| Aniline | ND | | ug/L | 9.4 | 2.7 | 0.94 | 396143 | 02/23/26 | 02/24/26 | MSS |
| bis(2-Chloroethyl)ether | ND | | ug/L | 24 | 3.5 | 0.94 | 396143 | 02/23/26 | 02/24/26 | MSS |
| 2-Chlorophenol | ND | | ug/L | 9.4 | 3.4 | 0.94 | 396143 | 02/23/26 | 02/24/26 | MSS |
| 1,3-Dichlorobenzene | ND | | ug/L | 9.4 | 3.1 | 0.94 | 396143 | 02/23/26 | 02/24/26 | MSS |
| 1,4-Dichlorobenzene | ND | | ug/L | 9.4 | 3.2 | 0.94 | 396143 | 02/23/26 | 02/24/26 | MSS |
| Benzyl alcohol | ND | | ug/L | 24 | 5.4 | 0.94 | 396143 | 02/23/26 | 02/24/26 | MSS |
| 1,2-Dichlorobenzene | ND | | ug/L | 9.4 | 3.1 | 0.94 | 396143 | 02/23/26 | 02/24/26 | MSS |
| bis(2-Chloroisopropyl) ether | ND | | ug/L | 9.4 | 3.6 | 0.94 | 396143 | 02/23/26 | 02/24/26 | MSS |
| N-Nitroso-di-n-propylamine | ND | | ug/L | 9.4 | 3.6 | 0.94 | 396143 | 02/23/26 | 02/24/26 | MSS |
| Hexachloroethane | ND | | ug/L | 9.4 | 2.8 | 0.94 | 396143 | 02/23/26 | 02/24/26 | MSS |
| Nitrobenzene | ND | | ug/L | 24 | 7.9 | 0.94 | 396143 | 02/23/26 | 02/24/26 | MSS |
| Isophorone | ND | | ug/L | 9.4 | 3.5 | 0.94 | 396143 | 02/23/26 | 02/24/26 | MSS |
| 2-Nitrophenol | ND | | ug/L | 9.4 | 5.1 | 0.94 | 396143 | 02/23/26 | 02/24/26 | MSS |
| 2,4-Dimethylphenol | ND | | ug/L | 9.4 | 3.1 | 0.94 | 396143 | 02/23/26 | 02/24/26 | MSS |
| bis(2-Chloroethoxy)methane | ND | | ug/L | 9.4 | 3.5 | 0.94 | 396143 | 02/23/26 | 02/24/26 | MSS |
| 2,4-Dichlorophenol | ND | | ug/L | 9.4 | 3.5 | 0.94 | 396143 | 02/23/26 | 02/24/26 | MSS |
| 1,2,4-Trichlorobenzene | ND | | ug/L | 9.4 | 3.2 | 0.94 | 396143 | 02/23/26 | 02/24/26 | MSS |
| 4-Chloroaniline | ND | | ug/L | 9.4 | 2.9 | 0.94 | 396143 | 02/23/26 | 02/24/26 | MSS |
| Hexachlorobutadiene | ND | | ug/L | 9.4 | 2.1 | 0.94 | 396143 | 02/23/26 | 02/24/26 | MSS |
| 4-Chloro-3-methylphenol | ND | | ug/L | 9.4 | 3.4 | 0.94 | 396143 | 02/23/26 | 02/24/26 | MSS |
| 2-Methylnaphthalene | ND | | ug/L | 9.4 | 3.2 | 0.94 | 396143 | 02/23/26 | 02/24/26 | MSS |
| Hexachlorocyclopentadiene | ND | | ug/L | 24 | 7.4 | 0.94 | 396143 | 02/23/26 | 02/24/26 | MSS |
| 2,4,6-Trichlorophenol | ND | | ug/L | 9.4 | 3.8 | 0.94 | 396143 | 02/23/26 | 02/24/26 | MSS |
| 2,4,5-Trichlorophenol | ND | | ug/L | 9.4 | 3.5 | 0.94 | 396143 | 02/23/26 | 02/24/26 | MSS |
| 2-Chloronaphthalene | ND | | ug/L | 9.4 | 3.2 | 0.94 | 396143 | 02/23/26 | 02/24/26 | MSS |
| 2-Nitroaniline | ND | | ug/L | 47 | 4.1 | 0.94 | 396143 | 02/23/26 | 02/24/26 | MSS |
| Dimethylphthalate | ND | | ug/L | 9.4 | 3.2 | 0.94 | 396143 | 02/23/26 | 02/24/26 | MSS |
| Acenaphthylene | ND | | ug/L | 9.4 | 3.6 | 0.94 | 396143 | 02/23/26 | 02/24/26 | MSS |
| 2,6-Dinitrotoluene | ND | | ug/L | 9.4 | 4.2 | 0.94 | 396143 | 02/23/26 | 02/24/26 | MSS |
| 3-Nitroaniline | ND | | ug/L | 9.4 | 3.8 | 0.94 | 396143 | 02/23/26 | 02/24/26 | MSS |
| Acenaphthene | ND | | ug/L | 9.4 | 3.1 | 0.94 | 396143 | 02/23/26 | 02/24/26 | MSS |
| 2,4-Dinitrophenol | ND | | ug/L | 47 | 14 | 0.94 | 396143 | 02/23/26 | 02/24/26 | MSS |
| 4-Nitrophenol | ND | | ug/L | 47 | 8.0 | 0.94 | 396143 | 02/23/26 | 02/24/26 | MSS |
| Dibenzofuran | ND | | ug/L | 9.4 | 3.0 | 0.94 | 396143 | 02/23/26 | 02/24/26 | MSS |
| 2,4-Dinitrotoluene | ND | | ug/L | 9.4 | 4.0 | 0.94 | 396143 | 02/23/26 | 02/24/26 | MSS |
| Diethylphthalate | ND | | ug/L | 9.4 | 2.8 | 0.94 | 396143 | 02/23/26 | 02/24/26 | MSS |
| Fluorene | ND | | ug/L | 9.4 | 2.9 | 0.94 | 396143 | 02/23/26 | 02/24/26 | MSS |
| 4-Chlorophenyl-phenylether | ND | | ug/L | 9.4 | 2.9 | 0.94 | 396143 | 02/23/26 | 02/24/26 | MSS |
| 4-Nitroaniline | ND | | ug/L | 9.4 | 3.2 | 0.94 | 396143 | 02/23/26 | 02/24/26 | MSS |
| 4,6-Dinitro-2-methylphenol | ND | | ug/L | 47 | 16 | 0.94 | 396143 | 02/23/26 | 02/24/26 | MSS |
| N-Nitrosodiphenylamine | ND | | ug/L | 9.4 | 3.7 | 0.94 | 396143 | 02/23/26 | 02/24/26 | MSS |
| 1,2-diphenylhydrazine (as azobenzene) | ND | | ug/L | 9.4 | 2.8 | 0.94 | 396143 | 02/23/26 | 02/24/26 | MSS |
| 4-Bromophenyl-phenylether | ND | | ug/L | 9.4 | 3.1 | 0.94 | 396143 | 02/23/26 | 02/24/26 | MSS |
| Hexachlorobenzene | ND | | ug/L | 9.4 | 2.9 | 0.94 | 396143 | 02/23/26 | 02/24/26 | MSS |
| Pentachlorophenol | ND | | ug/L | 24 | 5.4 | 0.94 | 396143 | 02/23/26 | 02/24/26 | MSS |
| Phenanthrene | ND | | ug/L | 9.4 | 2.8 | 0.94 | 396143 | 02/23/26 | 02/24/26 | MSS |
| Anthracene | ND | | ug/L | 9.4 | 2.6 | 0.94 | 396143 | 02/23/26 | 02/24/26 | MSS |
| Di-n-butylphthalate | ND | | ug/L | 9.4 | 2.8 | 0.94 | 396143 | 02/23/26 | 02/24/26 | MSS |
| Fluoranthene | ND | | ug/L | 9.4 | 2.7 | 0.94 | 396143 | 02/23/26 | 02/24/26 | MSS |



Results for any subcontracted analyses are not included in this section.

ENTHALPY ANALYTICAL

# Analysis Results for 553952

| 553952-002 Analyte | Result | Qual | Units | RL | MDL | DF | Batch | Prepared | Analyzed | Chemist |
|---|---|---|---|---|---|---|---|---|---|---|
| Benzidine | ND | | ug/L | 47 | 18 | 0.94 | 396143 | 02/23/26 | 02/24/26 | MSS |
| Pyrene | ND | | ug/L | 9.4 | 2.5 | 0.94 | 396143 | 02/23/26 | 02/24/26 | MSS |
| Butylbenzylphthalate | ND | | ug/L | 9.4 | 3.4 | 0.94 | 396143 | 02/23/26 | 02/24/26 | MSS |
| 3,3'-Dichlorobenzidine | ND | | ug/L | 24 | 4.9 | 0.94 | 396143 | 02/23/26 | 02/24/26 | MSS |
| Benzo(a)anthracene | ND | | ug/L | 9.4 | 2.3 | 0.94 | 396143 | 02/23/26 | 02/24/26 | MSS |
| Chrysene | ND | | ug/L | 9.4 | 2.3 | 0.94 | 396143 | 02/23/26 | 02/24/26 | MSS |
| bis(2-Ethylhexyl)phthalate | ND | | ug/L | 9.4 | 3.1 | 0.94 | 396143 | 02/23/26 | 02/24/26 | MSS |
| Di-n-octylphthalate | ND | | ug/L | 9.4 | 4.4 | 0.94 | 396143 | 02/23/26 | 02/24/26 | MSS |
| Benzo(b)fluoranthene | ND | | ug/L | 9.4 | 2.9 | 0.94 | 396143 | 02/23/26 | 02/24/26 | MSS |
| Benzo(k)fluoranthene | ND | | ug/L | 9.4 | 2.9 | 0.94 | 396143 | 02/23/26 | 02/24/26 | MSS |
| Benzo(a)pyrene | ND | | ug/L | 9.4 | 3.0 | 0.94 | 396143 | 02/23/26 | 02/24/26 | MSS |
| Indeno(1,2,3-cd)pyrene | ND | | ug/L | 9.4 | 4.0 | 0.94 | 396143 | 02/23/26 | 02/24/26 | MSS |
| Dibenz(a,h)anthracene | ND | | ug/L | 9.4 | 3.9 | 0.94 | 396143 | 02/23/26 | 02/24/26 | MSS |
| Benzo(g,h,i)perylene | ND | | ug/L | 9.4 | 3.9 | 0.94 | 396143 | 02/23/26 | 02/24/26 | MSS |
| **Surrogates** | | | | **Limits** | | | | | | |
| 2-Fluorophenol | 28% | | %REC | 15-120 | | 0.94 | 396143 | 02/23/26 | 02/24/26 | MSS |
| Phenol-d6 | 23% | | %REC | 15-120 | | 0.94 | 396143 | 02/23/26 | 02/24/26 | MSS |
| 2,4,6-Tribromophenol | 95% | | %REC | 15-140 | | 0.94 | 396143 | 02/23/26 | 02/24/26 | MSS |
| Nitrobenzene-d5 | 48% | | %REC | 15-123 | | 0.94 | 396143 | 02/23/26 | 02/24/26 | MSS |
| 2-Fluorobiphenyl | 53% | | %REC | 15-120 | | 0.94 | 396143 | 02/23/26 | 02/24/26 | MSS |
| Terphenyl-d14 | 76% | | %REC | 15-120 | | 0.94 | 396143 | 02/23/26 | 02/24/26 | MSS |
| Method: SM 4500-CN-E<br>Prep Method: METHOD | | | | | | | | | | |
| Cyanide | **0.0035** | B,J | mg/L | 0.0050 | 0.0017 | 0.5 | 396304 | 02/24/26 | 02/25/26 | JAK |
| Method: SM 4500-S2-D<br>Prep Method: METHOD | | | | | | | | | | |
| Sulfide | ND | | mg/L | 0.10 | | 1 | 396280 | 02/24/26 | 02/24/26 | TXC |
| Method: SM 5310B<br>Prep Method: SM 5310B | | | | | | | | | | |
| Total Organic Carbon | **26** | | mg/L | 1.0 | 0.49 | 1 | 396259 | 02/24/26 | 02/24/26 | BDR |
| Method: SM 9221B<br>Prep Method: METHOD | | | | | | | | | | |
| Coliform, Total | **1,600** | | MPN/100ml | 1.8 | | 1 | 396227 | 02/23/26 15:07 | 02/27/26 13:26 | SMT |
| Method: SM 9221F | | | | | | | | | | |
| Coliform, E. Coli | **33** | | MPN/100ml | 1.8 | | 1 | 396227 | 02/23/26 15:07 | 02/26/26 15:04 | SMT |
| Method: SM2130B | | | | | | | | | | |
| Turbidity | **79** | | NTU | 0.20 | 0.12 | 1 | 396263 | 02/24/26 13:17 | 02/24/26 13:17 | TRR |
| Method: SM2320B<br>Prep Method: METHOD | | | | | | | | | | |
| Bicarbonate | **120** | | mg/L | 6.0 | | 2.5 | 396165 | 02/23/26 | 02/23/26 | WWC |
| Alkalinity, Total as CaCO3 | **110** | | mg/L | 5.0 | | 2.5 | 396165 | 02/23/26 | 02/23/26 | WWC |
| Method: SM2510B<br>Prep Method: METHOD | | | | | | | | | | |
| Specific Conductance | **690** | | umhos/cm | 1.0 | | 1 | 396183 | 02/23/26 | 02/23/26 | RDL |
| Method: SM2540C<br>Prep Method: METHOD | | | | | | | | | | |
| Total Dissolved Solids | **500** | | mg/L | 20 | | 2 | 396181 | 02/23/26 | 02/24/26 | RDL |



Results for any subcontracted analyses are not included in this section.

ENTHALPY ANALYTICAL

# Analysis Results for 553952

| 553952-002 Analyte | Result | Qual | Units | RL | MDL | DF | Batch | Prepared | Analyzed | Chemist |
|---|---|---|---|---|---|---|---|---|---|---|
| Method: SM2540D<br>Prep Method: METHOD | | | | | | | | | | |
| Total Suspended Solids | **27** | | mg/L | 0.5 | | 1 | 396148 | 02/23/26 | 02/24/26 | CKN |
| Method: SM5210B<br>Prep Method: METHOD | | | | | | | | | | |
| Biochemical Oxygen Demand | **6.3** | | mg/L | 3.0 | | 1 | 396141 | 02/23/26 14:49 | 02/28/26 12:59 | AAB |
| Method: SM5220D<br>Prep Method: SM 5220D | | | | | | | | | | |
| Chemical Oxygen Demand | **95** | | mg/L | 4.0 | 2.0 | 1 | 396214 | 02/24/26 | 02/24/26 | ARM |



Results for any subcontracted analyses are not included in this section.

ENTHALPY ANALYTICAL

# Analysis Results for 553952

| Sample ID: | Lab ID: 553952-003 | Collected: 02/23/26 08:25 |
|---|---|---|
| SOUTH BASIN - EASTERN INLET | Matrix: Water | |

| 553952-003 Analyte | Result | Qual | Units | RL | MDL | DF | Batch | Prepared | Analyzed | Chemist |
|---|---|---|---|---|---|---|---|---|---|---|
| Method: EPA 1664A<br>Prep Method: METHOD | | | | | | | | | | |
| Total Oil and Grease | ND | | mg/L | 4.9 | 0.95 | 0.98 | 396155 | 02/23/26 | 02/24/26 | TTL |
| Method: EPA 200.7<br>Prep Method: EPA 3015A | | | | | | | | | | |
| Calcium | **32** | | mg/L | 0.10 | 0.022 | 1 | 396157 | 02/23/26 | 02/23/26 | SBW |
| Iron | **8.2** | | mg/L | 0.050 | 0.017 | 1 | 396157 | 02/23/26 | 02/24/26 | SBW |
| Magnesium | **5.1** | | mg/L | 0.10 | 0.010 | 1 | 396157 | 02/23/26 | 02/23/26 | SBW |
| Potassium | **3.7** | | mg/L | 0.50 | 0.15 | 1 | 396157 | 02/23/26 | 02/23/26 | SBW |
| Sodium | **12** | | mg/L | 0.50 | 0.017 | 1 | 396157 | 02/23/26 | 02/23/26 | SBW |
| Method: EPA 200.8<br>Prep Method: EPA 3015A | | | | | | | | | | |
| Antimony | ND | | ug/L | 2.0 | 1.0 | 1 | 396144 | 02/23/26 | 02/23/26 | DXC |
| Arsenic | **3.2** | | ug/L | 2.0 | 0.27 | 1 | 396144 | 02/23/26 | 02/23/26 | DXC |
| Barium | **73** | | ug/L | 5.0 | 0.44 | 1 | 396144 | 02/23/26 | 02/23/26 | DXC |
| Beryllium | **0.34** | J | ug/L | 1.0 | 0.060 | 1 | 396144 | 02/23/26 | 02/23/26 | DXC |
| Boron | **34** | | ug/L | 10 | 5.7 | 1 | 396144 | 02/23/26 | 02/23/26 | DXC |
| Cadmium | **0.16** | J | ug/L | 1.0 | 0.072 | 1 | 396144 | 02/23/26 | 02/23/26 | DXC |
| Chromium | **10** | | ug/L | 5.0 | 0.43 | 1 | 396144 | 02/23/26 | 02/23/26 | DXC |
| Cobalt | **4.3** | | ug/L | 1.0 | 0.090 | 1 | 396144 | 02/23/26 | 02/23/26 | DXC |
| Copper | **13** | | ug/L | 3.0 | 0.96 | 1 | 396144 | 02/23/26 | 02/23/26 | DXC |
| Lead | **6.8** | | ug/L | 5.0 | 0.23 | 1 | 396144 | 02/23/26 | 02/23/26 | DXC |
| Manganese | **160** | | ug/L | 10 | 3.8 | 1 | 396144 | 02/23/26 | 02/23/26 | DXC |
| Nickel | **8.8** | | ug/L | 5.0 | 1.3 | 1 | 396144 | 02/23/26 | 02/23/26 | DXC |
| Selenium | ND | | ug/L | 4.0 | 1.9 | 1 | 396144 | 02/23/26 | 02/23/26 | DXC |
| Silver | ND | | ug/L | 5.0 | 0.37 | 1 | 396144 | 02/23/26 | 02/23/26 | DXC |
| Thallium | ND | | ug/L | 1.0 | 0.25 | 1 | 396144 | 02/23/26 | 02/23/26 | DXC |
| Tin | ND | | ug/L | 5.0 | 1.5 | 1 | 396144 | 02/23/26 | 02/23/26 | DXC |
| Vanadium | **18** | | ug/L | 5.0 | 0.36 | 1 | 396144 | 02/23/26 | 02/23/26 | DXC |
| Zinc | **46** | | ug/L | 10 | 7.6 | 1 | 396144 | 02/23/26 | 02/23/26 | DXC |
| Method: EPA 245.1<br>Prep Method: EPA 245.1 | | | | | | | | | | |
| Mercury | ND | | ug/L | 0.40 | 0.091 | 1 | 396147 | 02/23/26 | 02/24/26 | MLL |
| Method: EPA 300.0<br>Prep Method: METHOD | | | | | | | | | | |
| Fluoride | **0.088** | J | mg/L | 0.20 | 0.062 | 1 | 396140 | 02/23/26 13:45 | 02/23/26 17:06 | AJL |
| Chloride | **4.4** | | mg/L | 1.0 | 0.27 | 1 | 396140 | 02/23/26 13:45 | 02/23/26 17:06 | AJL |
| Nitrogen, Nitrite | **0.02** | J | mg/L | 0.10 | 0.01 | 1 | 396140 | 02/23/26 13:45 | 02/23/26 17:06 | AJL |
| Bromide | ND | | mg/L | 0.30 | 0.049 | 1 | 396140 | 02/23/26 13:45 | 02/23/26 17:06 | AJL |
| Nitrogen, Nitrate | **0.16** | | mg/L | 0.10 | 0.05 | 1 | 396140 | 02/23/26 13:45 | 02/23/26 17:06 | AJL |
| Sulfate | **29** | | mg/L | 1.0 | 0.26 | 1 | 396140 | 02/23/26 13:45 | 02/23/26 17:06 | AJL |



Results for any subcontracted analyses are not included in this section.

ENTHALPY ANALYTICAL

# Analysis Results for 553952

| 553952-003 Analyte | Result | Qual | Units | RL | MDL | DF | Batch | Prepared | Analyzed | Chemist |
|---|---|---|---|---|---|---|---|---|---|---|
| Method: EPA 350.1<br>Prep Method: METHOD | | | | | | | | | | |
| Ammonia-N | ND | | mg/L | 0.10 | 0.068 | 1 | 396201 | 02/24/26 | 02/24/26 | JAK |
| Method: EPA 420.1<br>Prep Method: METHOD | | | | | | | | | | |
| Total Phenolics | ND | | mg/L | 0.010 | 0.0056 | 1 | 396226 | 02/24/26 | 02/24/26 | LVL |
| Method: EPA 625.1<br>Prep Method: EPA 3510C | | | | | | | | | | |
| a-Terpineol | ND | | ug/L | 9.5 | 2.0 | 0.95 | 396143 | 02/23/26 | 02/23/26 | MSS |
| Benzoic acid | ND | | ug/L | 48 | 10 | 0.95 | 396143 | 02/23/26 | 02/24/26 | MSS |
| 2-Methylphenol | ND | | ug/L | 9.5 | 3.1 | 0.95 | 396143 | 02/23/26 | 02/24/26 | MSS |
| Pyridine | ND | | ug/L | 9.5 | 2.7 | 0.95 | 396143 | 02/23/26 | 02/24/26 | MSS |
| Phenol | ND | | ug/L | 9.5 | 2.0 | 0.95 | 396143 | 02/23/26 | 02/24/26 | MSS |
| Naphthalene | ND | | ug/L | 9.5 | 3.4 | 0.95 | 396143 | 02/23/26 | 02/24/26 | MSS |
| 3-,4-Methylphenol | ND | | ug/L | 9.5 | 2.9 | 0.95 | 396143 | 02/23/26 | 02/24/26 | MSS |
| Cresol | ND | | ug/L | 9.5 | | 0.95 | 396143 | 02/23/26 | 02/24/26 | MSS |
| **Surrogates** | | | | **Limits** | | | | | | |
| 2-Fluorophenol | 39% | | %REC | 36-95 | | 0.95 | 396143 | 02/23/26 | 02/24/26 | MSS |
| Phenol-d6 | 28% | | %REC | 28-82 | | 0.95 | 396143 | 02/23/26 | 02/24/26 | MSS |
| 2,4,6-Tribromophenol | 103% | | %REC | 61-140 | | 0.95 | 396143 | 02/23/26 | 02/24/26 | MSS |
| Nitrobenzene-d5 | 58% | | %REC | 48-123 | | 0.95 | 396143 | 02/23/26 | 02/24/26 | MSS |
| 2-Fluorobiphenyl | 61% | | %REC | 51-105 | | 0.95 | 396143 | 02/23/26 | 02/24/26 | MSS |
| Terphenyl-d14 | 81% | | %REC | 65-117 | | 0.95 | 396143 | 02/23/26 | 02/24/26 | MSS |
| Method: EPA 8081A<br>Prep Method: EPA 3510C | | | | | | | | | | |
| alpha-BHC | ND | | ug/L | 0.05 | 0.01 | 0.94 | 396145 | 02/23/26 | 02/24/26 | XLY |
| beta-BHC | ND | | ug/L | 0.05 | 0.01 | 0.94 | 396145 | 02/23/26 | 02/24/26 | XLY |
| gamma-BHC | ND | | ug/L | 0.05 | 0.01 | 0.94 | 396145 | 02/23/26 | 02/24/26 | XLY |
| delta-BHC | ND | | ug/L | 0.05 | 0.01 | 0.94 | 396145 | 02/23/26 | 02/24/26 | XLY |
| Heptachlor | ND | | ug/L | 0.05 | 0.009 | 0.94 | 396145 | 02/23/26 | 02/24/26 | XLY |
| Aldrin | ND | | ug/L | 0.05 | 0.01 | 0.94 | 396145 | 02/23/26 | 02/24/26 | XLY |
| Heptachlor epoxide | ND | | ug/L | 0.05 | 0.01 | 0.94 | 396145 | 02/23/26 | 02/24/26 | XLY |
| Endosulfan I | ND | | ug/L | 0.05 | 0.01 | 0.94 | 396145 | 02/23/26 | 02/24/26 | XLY |
| Dieldrin | ND | | ug/L | 0.09 | 0.01 | 0.94 | 396145 | 02/23/26 | 02/24/26 | XLY |
| 4,4'-DDE | ND | | ug/L | 0.09 | 0.01 | 0.94 | 396145 | 02/23/26 | 02/24/26 | XLY |
| Endrin | ND | | ug/L | 0.09 | 0.01 | 0.94 | 396145 | 02/23/26 | 02/24/26 | XLY |
| Endosulfan II | ND | | ug/L | 0.09 | 0.02 | 0.94 | 396145 | 02/23/26 | 02/24/26 | XLY |
| Endosulfan sulfate | ND | | ug/L | 0.09 | 0.02 | 0.94 | 396145 | 02/23/26 | 02/24/26 | XLY |
| 4,4'-DDD | ND | | ug/L | 0.09 | 0.02 | 0.94 | 396145 | 02/23/26 | 02/24/26 | XLY |
| Endrin aldehyde | ND | | ug/L | 0.09 | 0.03 | 0.94 | 396145 | 02/23/26 | 02/24/26 | XLY |
| Endrin ketone | ND | | ug/L | 0.09 | 0.02 | 0.94 | 396145 | 02/23/26 | 02/24/26 | XLY |
| 4,4'-DDT | ND | | ug/L | 0.09 | 0.08 | 0.94 | 396145 | 02/23/26 | 02/24/26 | XLY |
| Methoxychlor | ND | | ug/L | 0.09 | 0.04 | 0.94 | 396145 | 02/23/26 | 02/24/26 | XLY |
| Toxaphene | ND | | ug/L | 1.9 | 0.6 | 0.94 | 396145 | 02/23/26 | 02/24/26 | XLY |
| Chlordane (Technical) | ND | | ug/L | 0.9 | 0.2 | 0.94 | 396145 | 02/23/26 | 02/24/26 | XLY |
| **Surrogates** | | | | **Limits** | | | | | | |
| TCMX | 83% | | %REC | 29-120 | | 0.94 | 396145 | 02/23/26 | 02/24/26 | XLY |
| Decachlorobiphenyl | 102% | | %REC | 33-132 | | 0.94 | 396145 | 02/23/26 | 02/24/26 | XLY |
| Method: EPA 8082<br>Prep Method: EPA 3510C | | | | | | | | | | |
| Aroclor-1016 | ND | | ug/L | 0.47 | 0.29 | 0.94 | 396145 | 02/23/26 | 02/24/26 | XLY |



Results for any subcontracted analyses are not included in this section.

ENTHALPY ANALYTICAL

# Analysis Results for 553952

| 553952-003 Analyte | Result | Qual | Units | RL | MDL | DF | Batch | Prepared | Analyzed | Chemist |
|---|---|---|---|---|---|---|---|---|---|---|
| Aroclor-1221 | ND | | ug/L | 0.47 | 0.44 | 0.94 | 396145 | 02/23/26 | 02/24/26 | XLY |
| Aroclor-1232 | ND | | ug/L | 0.47 | 0.26 | 0.94 | 396145 | 02/23/26 | 02/24/26 | XLY |
| Aroclor-1242 | ND | | ug/L | 0.47 | 0.27 | 0.94 | 396145 | 02/23/26 | 02/24/26 | XLY |
| Aroclor-1248 | ND | | ug/L | 0.47 | 0.22 | 0.94 | 396145 | 02/23/26 | 02/24/26 | XLY |
| Aroclor-1254 | ND | | ug/L | 0.47 | 0.25 | 0.94 | 396145 | 02/23/26 | 02/24/26 | XLY |
| Aroclor-1260 | ND | | ug/L | 0.47 | 0.31 | 0.94 | 396145 | 02/23/26 | 02/24/26 | XLY |
| Aroclor-1262 | ND | | ug/L | 0.47 | 0.28 | 0.94 | 396145 | 02/23/26 | 02/24/26 | XLY |
| Aroclor-1268 | ND | | ug/L | 0.47 | 0.24 | 0.94 | 396145 | 02/23/26 | 02/24/26 | XLY |
| **Surrogates** | | | | **Limits** | | | | | | |
| Decachlorobiphenyl (PCB) | 102% | | %REC | 28-138 | | 0.94 | 396145 | 02/23/26 | 02/24/26 | XLY |
| Method: EPA 8260B<br>Prep Method: EPA 5030B | | | | | | | | | | |
| Carbon Disulfide | ND | | ug/L | 5.0 | 0.3 | 1 | 396163 | 02/24/26 | 02/24/26 | TCN |
| Chloroprene | ND | | ug/L | 200 | 0.3 | 1 | 396163 | 02/24/26 | 02/24/26 | TCN |
| 3-Chloropropene | ND | | ug/L | 5.0 | 0.2 | 1 | 396163 | 02/24/26 | 02/24/26 | TCN |
| Ethyl methacrylate | ND | | ug/L | 50 | 2.4 | 1 | 396163 | 02/24/26 | 02/24/26 | TCN |
| Ethanol | ND | | ug/L | 500 | 130 | 1 | 396163 | 02/24/26 | 02/24/26 | TCN |
| 2-Hexanone | ND | | ug/L | 5.0 | 0.6 | 1 | 396163 | 02/24/26 | 02/24/26 | TCN |
| Isopropanol (IPA) | ND | | ug/L | 200 | 40 | 1 | 396163 | 02/24/26 | 02/24/26 | TCN |
| Methyl acrylonitrile | ND | | ug/L | 35 | 1.3 | 1 | 396163 | 02/24/26 | 02/24/26 | TCN |
| Vinyl Acetate | ND | | ug/L | 50 | 2.4 | 1 | 396163 | 02/24/26 | 02/24/26 | TCN |
| Acrolein | ND | | ug/L | 200 | 2.0 | 1 | 396163 | 02/24/26 | 02/24/26 | TCN |
| Acrylonitrile | ND | | ug/L | 10 | 0.3 | 1 | 396163 | 02/24/26 | 02/24/26 | TCN |
| Freon 12 | ND | | ug/L | 5.0 | 0.2 | 1 | 396163 | 02/24/26 | 02/24/26 | TCN |
| Chloromethane | ND | | ug/L | 5.0 | 0.1 | 1 | 396163 | 02/24/26 | 02/24/26 | TCN |
| Vinyl Chloride | ND | | ug/L | 5.0 | 0.1 | 1 | 396163 | 02/24/26 | 02/24/26 | TCN |
| Bromomethane | ND | | ug/L | 5.0 | 0.3 | 1 | 396163 | 02/24/26 | 02/24/26 | TCN |
| Chloroethane | ND | | ug/L | 5.0 | 0.05 | 1 | 396163 | 02/24/26 | 02/24/26 | TCN |
| Trichlorofluoromethane | ND | | ug/L | 5.0 | 0.08 | 1 | 396163 | 02/24/26 | 02/24/26 | TCN |
| Iodomethane | ND | | ug/L | 5.0 | | 1 | 396163 | 02/24/26 | 02/24/26 | TCN |
| Acetone | ND | | ug/L | 100 | 8.8 | 1 | 396163 | 02/24/26 | 02/24/26 | TCN |
| Freon 113 | ND | | ug/L | 5.0 | 0.1 | 1 | 396163 | 02/24/26 | 02/24/26 | TCN |
| 1,1-Dichloroethene | ND | | ug/L | 5.0 | 0.1 | 1 | 396163 | 02/24/26 | 02/24/26 | TCN |
| Methylene Chloride | ND | | ug/L | 10 | 0.2 | 1 | 396163 | 02/24/26 | 02/24/26 | TCN |
| MTBE | ND | | ug/L | 5.0 | 0.1 | 1 | 396163 | 02/24/26 | 02/24/26 | TCN |
| trans-1,2-Dichloroethene | ND | | ug/L | 5.0 | 0.1 | 1 | 396163 | 02/24/26 | 02/24/26 | TCN |
| 1,1-Dichloroethane | ND | | ug/L | 5.0 | 0.07 | 1 | 396163 | 02/24/26 | 02/24/26 | TCN |
| 2-Butanone | ND | | ug/L | 10 | 0.9 | 1 | 396163 | 02/24/26 | 02/24/26 | TCN |
| cis-1,2-Dichloroethene | ND | | ug/L | 5.0 | 0.09 | 1 | 396163 | 02/24/26 | 02/24/26 | TCN |
| 2,2-Dichloropropane | ND | | ug/L | 5.0 | 0.09 | 1 | 396163 | 02/24/26 | 02/24/26 | TCN |
| Chloroform | ND | | ug/L | 5.0 | 0.07 | 1 | 396163 | 02/24/26 | 02/24/26 | TCN |
| Bromochloromethane | ND | | ug/L | 5.0 | 0.1 | 1 | 396163 | 02/24/26 | 02/24/26 | TCN |
| 1,1,1-Trichloroethane | ND | | ug/L | 5.0 | 0.03 | 1 | 396163 | 02/24/26 | 02/24/26 | TCN |
| 1,1-Dichloropropene | ND | | ug/L | 5.0 | 0.08 | 1 | 396163 | 02/24/26 | 02/24/26 | TCN |
| Carbon Tetrachloride | ND | | ug/L | 5.0 | 0.07 | 1 | 396163 | 02/24/26 | 02/24/26 | TCN |
| 1,2-Dichloroethane | ND | | ug/L | 5.0 | 0.09 | 1 | 396163 | 02/24/26 | 02/24/26 | TCN |
| Benzene | ND | | ug/L | 1.0 | 0.07 | 1 | 396163 | 02/24/26 | 02/24/26 | TCN |
| Trichloroethene | ND | | ug/L | 5.0 | 0.05 | 1 | 396163 | 02/24/26 | 02/24/26 | TCN |
| 1,2-Dichloropropane | ND | | ug/L | 5.0 | 0.07 | 1 | 396163 | 02/24/26 | 02/24/26 | TCN |
| Bromodichloromethane | ND | | ug/L | 5.0 | 0.05 | 1 | 396163 | 02/24/26 | 02/24/26 | TCN |
| Dibromomethane | ND | | ug/L | 5.0 | 0.1 | 1 | 396163 | 02/24/26 | 02/24/26 | TCN |
| 4-Methyl-2-Pentanone | ND | | ug/L | 5.0 | 0.5 | 1 | 396163 | 02/24/26 | 02/24/26 | TCN |



Results for any subcontracted analyses are not included in this section.

ENTHALPY ANALYTICAL

# Analysis Results for 553952

| 553952-003 Analyte | Result | Qual | Units | RL | MDL | DF | Batch | Prepared | Analyzed | Chemist |
|---|---|---|---|---|---|---|---|---|---|---|
| cis-1,3-Dichloropropene | ND | | ug/L | 5.0 | 0.08 | 1 | 396163 | 02/24/26 | 02/24/26 | TCN |
| Toluene | ND | | ug/L | 5.0 | 0.05 | 1 | 396163 | 02/24/26 | 02/24/26 | TCN |
| trans-1,3-Dichloropropene | ND | | ug/L | 5.0 | 0.03 | 1 | 396163 | 02/24/26 | 02/24/26 | TCN |
| 1,1,2-Trichloroethane | ND | | ug/L | 5.0 | 0.06 | 1 | 396163 | 02/24/26 | 02/24/26 | TCN |
| 1,3-Dichloropropane | ND | | ug/L | 5.0 | 0.1 | 1 | 396163 | 02/24/26 | 02/24/26 | TCN |
| Tetrachloroethene | ND | | ug/L | 5.0 | 0.09 | 1 | 396163 | 02/24/26 | 02/24/26 | TCN |
| Dibromochloromethane | ND | | ug/L | 5.0 | 0.07 | 1 | 396163 | 02/24/26 | 02/24/26 | TCN |
| 1,2-Dibromoethane | ND | | ug/L | 5.0 | 0.07 | 1 | 396163 | 02/24/26 | 02/24/26 | TCN |
| Chlorobenzene | ND | | ug/L | 5.0 | 0.05 | 1 | 396163 | 02/24/26 | 02/24/26 | TCN |
| 1,1,1,2-Tetrachloroethane | ND | | ug/L | 5.0 | 0.06 | 1 | 396163 | 02/24/26 | 02/24/26 | TCN |
| Ethylbenzene | ND | | ug/L | 5.0 | 0.04 | 1 | 396163 | 02/24/26 | 02/24/26 | TCN |
| m,p-Xylenes | ND | | ug/L | 5.0 | 0.1 | 1 | 396163 | 02/24/26 | 02/24/26 | TCN |
| o-Xylene | ND | | ug/L | 5.0 | 0.06 | 1 | 396163 | 02/24/26 | 02/24/26 | TCN |
| Styrene | ND | | ug/L | 5.0 | 0.06 | 1 | 396163 | 02/24/26 | 02/24/26 | TCN |
| Bromoform | ND | | ug/L | 5.0 | 0.08 | 1 | 396163 | 02/24/26 | 02/24/26 | TCN |
| Isopropylbenzene | ND | | ug/L | 5.0 | 0.06 | 1 | 396163 | 02/24/26 | 02/24/26 | TCN |
| 1,1,2,2-Tetrachloroethane | ND | | ug/L | 5.0 | 0.06 | 1 | 396163 | 02/24/26 | 02/24/26 | TCN |
| 1,2,3-Trichloropropane | ND | | ug/L | 5.0 | 0.09 | 1 | 396163 | 02/24/26 | 02/24/26 | TCN |
| Propylbenzene | ND | | ug/L | 5.0 | 0.05 | 1 | 396163 | 02/24/26 | 02/24/26 | TCN |
| Bromobenzene | ND | | ug/L | 5.0 | 0.06 | 1 | 396163 | 02/24/26 | 02/24/26 | TCN |
| 1,3,5-Trimethylbenzene | ND | | ug/L | 5.0 | 0.08 | 1 | 396163 | 02/24/26 | 02/24/26 | TCN |
| 2-Chlorotoluene | ND | | ug/L | 5.0 | 0.07 | 1 | 396163 | 02/24/26 | 02/24/26 | TCN |
| 4-Chlorotoluene | ND | | ug/L | 5.0 | 0.08 | 1 | 396163 | 02/24/26 | 02/24/26 | TCN |
| tert-Butylbenzene | ND | | ug/L | 5.0 | 0.07 | 1 | 396163 | 02/24/26 | 02/24/26 | TCN |
| 1,2,4-Trimethylbenzene | ND | | ug/L | 5.0 | 0.07 | 1 | 396163 | 02/24/26 | 02/24/26 | TCN |
| sec-Butylbenzene | ND | | ug/L | 5.0 | 0.06 | 1 | 396163 | 02/24/26 | 02/24/26 | TCN |
| para-Isopropyl Toluene | ND | | ug/L | 5.0 | 0.05 | 1 | 396163 | 02/24/26 | 02/24/26 | TCN |
| 1,3-Dichlorobenzene | ND | | ug/L | 5.0 | 0.06 | 1 | 396163 | 02/24/26 | 02/24/26 | TCN |
| 1,4-Dichlorobenzene | ND | | ug/L | 5.0 | 0.07 | 1 | 396163 | 02/24/26 | 02/24/26 | TCN |
| n-Butylbenzene | ND | | ug/L | 5.0 | 0.08 | 1 | 396163 | 02/24/26 | 02/24/26 | TCN |
| 1,2-Dichlorobenzene | ND | | ug/L | 5.0 | 0.04 | 1 | 396163 | 02/24/26 | 02/24/26 | TCN |
| 1,2-Dibromo-3-Chloropropane | ND | | ug/L | 5.0 | 0.3 | 1 | 396163 | 02/24/26 | 02/24/26 | TCN |
| 1,2,4-Trichlorobenzene | ND | | ug/L | 5.0 | 0.1 | 1 | 396163 | 02/24/26 | 02/24/26 | TCN |
| Hexachlorobutadiene | ND | | ug/L | 5.0 | 0.06 | 1 | 396163 | 02/24/26 | 02/24/26 | TCN |
| 1,2,3-Trichlorobenzene | ND | | ug/L | 5.0 | 0.09 | 1 | 396163 | 02/24/26 | 02/24/26 | TCN |
| cis-1,4-Dichloro-2-butene | ND | | ug/L | 5.0 | 0.3 | 1 | 396163 | 02/24/26 | 02/24/26 | TCN |
| trans-1,4-Dichloro-2-butene | ND | | ug/L | 5.0 | 0.2 | 1 | 396163 | 02/24/26 | 02/24/26 | TCN |
| Xylene (total) | ND | | ug/L | 5.0 | | 1 | 396163 | 02/24/26 | 02/24/26 | TCN |
| **Surrogates** | | | | **Limits** | | | | | | |
| Dibromofluoromethane | 102% | | %REC | 70-130 | | 1 | 396163 | 02/24/26 | 02/24/26 | TCN |
| 1,2-Dichloroethane-d4 | 96% | | %REC | 70-130 | | 1 | 396163 | 02/24/26 | 02/24/26 | TCN |
| Toluene-d8 | 99% | | %REC | 70-130 | | 1 | 396163 | 02/24/26 | 02/24/26 | TCN |
| Bromofluorobenzene | 98% | | %REC | 70-130 | | 1 | 396163 | 02/24/26 | 02/24/26 | TCN |
| Method: EPA 8270C-SIM<br>Prep Method: EPA 3535 | | | | | | | | | | |
| 1,4-Dioxane | ND | | ug/L | 1.0 | 0.84 | 1 | 396184 | 02/23/26 | 02/24/26 | MSS |
| **Surrogates** | | | | **Limits** | | | | | | |
| 1,4-Dioxane-d8 (SUR) | 103% | | %REC | 80-120 | | 1 | 396184 | 02/23/26 | 02/24/26 | MSS |
| Method: EPA 8270E<br>Prep Method: EPA 3510C | | | | | | | | | | |



Results for any subcontracted analyses are not included in this section.

ENTHALPY ANALYTICAL

# Analysis Results for 553952

| 553952-003 Analyte | Result | Qual | Units | RL | MDL | DF | Batch | Prepared | Analyzed | Chemist |
|---|---|---|---|---|---|---|---|---|---|---|
| Carbazole | ND | | ug/L | 9.5 | 2.6 | 0.95 | 396143 | 02/23/26 | 02/24/26 | MSS |
| N-Nitrosodimethylamine | ND | | ug/L | 9.5 | 2.7 | 0.95 | 396143 | 02/23/26 | 02/24/26 | MSS |
| Aniline | ND | | ug/L | 9.5 | 2.7 | 0.95 | 396143 | 02/23/26 | 02/24/26 | MSS |
| bis(2-Chloroethyl)ether | ND | | ug/L | 24 | 3.5 | 0.95 | 396143 | 02/23/26 | 02/24/26 | MSS |
| 2-Chlorophenol | ND | | ug/L | 9.5 | 3.5 | 0.95 | 396143 | 02/23/26 | 02/24/26 | MSS |
| 1,3-Dichlorobenzene | ND | | ug/L | 9.5 | 3.1 | 0.95 | 396143 | 02/23/26 | 02/24/26 | MSS |
| 1,4-Dichlorobenzene | ND | | ug/L | 9.5 | 3.2 | 0.95 | 396143 | 02/23/26 | 02/24/26 | MSS |
| Benzyl alcohol | ND | | ug/L | 24 | 5.5 | 0.95 | 396143 | 02/23/26 | 02/24/26 | MSS |
| 1,2-Dichlorobenzene | ND | | ug/L | 9.5 | 3.2 | 0.95 | 396143 | 02/23/26 | 02/24/26 | MSS |
| bis(2-Chloroisopropyl) ether | ND | | ug/L | 9.5 | 3.7 | 0.95 | 396143 | 02/23/26 | 02/24/26 | MSS |
| N-Nitroso-di-n-propylamine | ND | | ug/L | 9.5 | 3.7 | 0.95 | 396143 | 02/23/26 | 02/24/26 | MSS |
| Hexachloroethane | ND | | ug/L | 9.5 | 2.9 | 0.95 | 396143 | 02/23/26 | 02/24/26 | MSS |
| Nitrobenzene | ND | | ug/L | 24 | 8.0 | 0.95 | 396143 | 02/23/26 | 02/24/26 | MSS |
| Isophorone | ND | | ug/L | 9.5 | 3.5 | 0.95 | 396143 | 02/23/26 | 02/24/26 | MSS |
| 2-Nitrophenol | ND | | ug/L | 9.5 | 5.2 | 0.95 | 396143 | 02/23/26 | 02/24/26 | MSS |
| 2,4-Dimethylphenol | ND | | ug/L | 9.5 | 3.1 | 0.95 | 396143 | 02/23/26 | 02/24/26 | MSS |
| bis(2-Chloroethoxy)methane | ND | | ug/L | 9.5 | 3.5 | 0.95 | 396143 | 02/23/26 | 02/24/26 | MSS |
| 2,4-Dichlorophenol | ND | | ug/L | 9.5 | 3.5 | 0.95 | 396143 | 02/23/26 | 02/24/26 | MSS |
| 1,2,4-Trichlorobenzene | ND | | ug/L | 9.5 | 3.3 | 0.95 | 396143 | 02/23/26 | 02/24/26 | MSS |
| 4-Chloroaniline | ND | | ug/L | 9.5 | 2.9 | 0.95 | 396143 | 02/23/26 | 02/24/26 | MSS |
| Hexachlorobutadiene | ND | | ug/L | 9.5 | 2.1 | 0.95 | 396143 | 02/23/26 | 02/24/26 | MSS |
| 4-Chloro-3-methylphenol | ND | | ug/L | 9.5 | 3.4 | 0.95 | 396143 | 02/23/26 | 02/24/26 | MSS |
| 2-Methylnaphthalene | ND | | ug/L | 9.5 | 3.2 | 0.95 | 396143 | 02/23/26 | 02/24/26 | MSS |
| Hexachlorocyclopentadiene | ND | | ug/L | 24 | 7.4 | 0.95 | 396143 | 02/23/26 | 02/24/26 | MSS |
| 2,4,6-Trichlorophenol | ND | | ug/L | 9.5 | 3.9 | 0.95 | 396143 | 02/23/26 | 02/24/26 | MSS |
| 2,4,5-Trichlorophenol | ND | | ug/L | 9.5 | 3.5 | 0.95 | 396143 | 02/23/26 | 02/24/26 | MSS |
| 2-Chloronaphthalene | ND | | ug/L | 9.5 | 3.3 | 0.95 | 396143 | 02/23/26 | 02/24/26 | MSS |
| 2-Nitroaniline | ND | | ug/L | 48 | 4.1 | 0.95 | 396143 | 02/23/26 | 02/24/26 | MSS |
| Dimethylphthalate | ND | | ug/L | 9.5 | 3.3 | 0.95 | 396143 | 02/23/26 | 02/24/26 | MSS |
| Acenaphthylene | ND | | ug/L | 9.5 | 3.7 | 0.95 | 396143 | 02/23/26 | 02/24/26 | MSS |
| 2,6-Dinitrotoluene | ND | | ug/L | 9.5 | 4.2 | 0.95 | 396143 | 02/23/26 | 02/24/26 | MSS |
| 3-Nitroaniline | ND | | ug/L | 9.5 | 3.8 | 0.95 | 396143 | 02/23/26 | 02/24/26 | MSS |
| Acenaphthene | ND | | ug/L | 9.5 | 3.1 | 0.95 | 396143 | 02/23/26 | 02/24/26 | MSS |
| 2,4-Dinitrophenol | ND | | ug/L | 48 | 14 | 0.95 | 396143 | 02/23/26 | 02/24/26 | MSS |
| 4-Nitrophenol | ND | | ug/L | 48 | 8.1 | 0.95 | 396143 | 02/23/26 | 02/24/26 | MSS |
| Dibenzofuran | ND | | ug/L | 9.5 | 3.1 | 0.95 | 396143 | 02/23/26 | 02/24/26 | MSS |
| 2,4-Dinitrotoluene | ND | | ug/L | 9.5 | 4.1 | 0.95 | 396143 | 02/23/26 | 02/24/26 | MSS |
| Diethylphthalate | ND | | ug/L | 9.5 | 2.8 | 0.95 | 396143 | 02/23/26 | 02/24/26 | MSS |
| Fluorene | ND | | ug/L | 9.5 | 3.0 | 0.95 | 396143 | 02/23/26 | 02/24/26 | MSS |
| 4-Chlorophenyl-phenylether | ND | | ug/L | 9.5 | 2.9 | 0.95 | 396143 | 02/23/26 | 02/24/26 | MSS |
| 4-Nitroaniline | ND | | ug/L | 9.5 | 3.2 | 0.95 | 396143 | 02/23/26 | 02/24/26 | MSS |
| 4,6-Dinitro-2-methylphenol | ND | | ug/L | 48 | 16 | 0.95 | 396143 | 02/23/26 | 02/24/26 | MSS |
| N-Nitrosodiphenylamine | ND | | ug/L | 9.5 | 3.8 | 0.95 | 396143 | 02/23/26 | 02/24/26 | MSS |
| 1,2-diphenylhydrazine (as azobenzene) | ND | | ug/L | 9.5 | 2.8 | 0.95 | 396143 | 02/23/26 | 02/24/26 | MSS |
| 4-Bromophenyl-phenylether | ND | | ug/L | 9.5 | 3.1 | 0.95 | 396143 | 02/23/26 | 02/24/26 | MSS |
| Hexachlorobenzene | ND | | ug/L | 9.5 | 2.9 | 0.95 | 396143 | 02/23/26 | 02/24/26 | MSS |
| Pentachlorophenol | ND | | ug/L | 24 | 5.4 | 0.95 | 396143 | 02/23/26 | 02/24/26 | MSS |
| Phenanthrene | ND | | ug/L | 9.5 | 2.8 | 0.95 | 396143 | 02/23/26 | 02/24/26 | MSS |
| Anthracene | ND | | ug/L | 9.5 | 2.7 | 0.95 | 396143 | 02/23/26 | 02/24/26 | MSS |
| Di-n-butylphthalate | ND | | ug/L | 9.5 | 2.9 | 0.95 | 396143 | 02/23/26 | 02/24/26 | MSS |
| Fluoranthene | ND | | ug/L | 9.5 | 2.7 | 0.95 | 396143 | 02/23/26 | 02/24/26 | MSS |



Results for any subcontracted analyses are not included in this section.

ENTHALPY ANALYTICAL

# Analysis Results for 553952

| 553952-003 Analyte | Result | Qual | Units | RL | MDL | DF | Batch | Prepared | Analyzed | Chemist |
|---|---|---|---|---|---|---|---|---|---|---|
| Benzidine | ND | | ug/L | 48 | 18 | 0.95 | 396143 | 02/23/26 | 02/24/26 | MSS |
| Pyrene | ND | | ug/L | 9.5 | 2.6 | 0.95 | 396143 | 02/23/26 | 02/24/26 | MSS |
| Butylbenzylphthalate | ND | | ug/L | 9.5 | 3.5 | 0.95 | 396143 | 02/23/26 | 02/24/26 | MSS |
| 3,3'-Dichlorobenzidine | ND | | ug/L | 24 | 4.9 | 0.95 | 396143 | 02/23/26 | 02/24/26 | MSS |
| Benzo(a)anthracene | ND | | ug/L | 9.5 | 2.3 | 0.95 | 396143 | 02/23/26 | 02/24/26 | MSS |
| Chrysene | ND | | ug/L | 9.5 | 2.4 | 0.95 | 396143 | 02/23/26 | 02/24/26 | MSS |
| bis(2-Ethylhexyl)phthalate | ND | | ug/L | 9.5 | 3.2 | 0.95 | 396143 | 02/23/26 | 02/24/26 | MSS |
| Di-n-octylphthalate | ND | | ug/L | 9.5 | 4.5 | 0.95 | 396143 | 02/23/26 | 02/24/26 | MSS |
| Benzo(b)fluoranthene | ND | | ug/L | 9.5 | 2.9 | 0.95 | 396143 | 02/23/26 | 02/24/26 | MSS |
| Benzo(k)fluoranthene | ND | | ug/L | 9.5 | 3.0 | 0.95 | 396143 | 02/23/26 | 02/24/26 | MSS |
| Benzo(a)pyrene | ND | | ug/L | 9.5 | 3.0 | 0.95 | 396143 | 02/23/26 | 02/24/26 | MSS |
| Indeno(1,2,3-cd)pyrene | ND | | ug/L | 9.5 | 4.0 | 0.95 | 396143 | 02/23/26 | 02/24/26 | MSS |
| Dibenz(a,h)anthracene | ND | | ug/L | 9.5 | 4.0 | 0.95 | 396143 | 02/23/26 | 02/24/26 | MSS |
| Benzo(g,h,i)perylene | ND | | ug/L | 9.5 | 3.9 | 0.95 | 396143 | 02/23/26 | 02/24/26 | MSS |
| **Surrogates** | | | | **Limits** | | | | | | |
| 2-Fluorophenol | 39% | | %REC | 15-120 | | 0.95 | 396143 | 02/23/26 | 02/24/26 | MSS |
| Phenol-d6 | 28% | | %REC | 15-120 | | 0.95 | 396143 | 02/23/26 | 02/24/26 | MSS |
| 2,4,6-Tribromophenol | 103% | | %REC | 15-140 | | 0.95 | 396143 | 02/23/26 | 02/24/26 | MSS |
| Nitrobenzene-d5 | 58% | | %REC | 15-123 | | 0.95 | 396143 | 02/23/26 | 02/24/26 | MSS |
| 2-Fluorobiphenyl | 61% | | %REC | 15-120 | | 0.95 | 396143 | 02/23/26 | 02/24/26 | MSS |
| Terphenyl-d14 | 81% | | %REC | 15-120 | | 0.95 | 396143 | 02/23/26 | 02/24/26 | MSS |
| Method: SM 4500-CN-E<br>Prep Method: METHOD | | | | | | | | | | |
| Cyanide | ND | | mg/L | 0.0050 | 0.0017 | 0.5 | 396304 | 02/24/26 | 02/25/26 | JAK |
| Method: SM 4500-S2-D<br>Prep Method: METHOD | | | | | | | | | | |
| Sulfide | ND | | mg/L | 0.10 | | 1 | 396280 | 02/24/26 | 02/24/26 | TXC |
| Method: SM 5310B<br>Prep Method: SM 5310B | | | | | | | | | | |
| Total Organic Carbon | **2.8** | | mg/L | 1.0 | 0.49 | 1 | 396259 | 02/24/26 | 02/24/26 | BDR |
| Method: SM 9221B<br>Prep Method: METHOD | | | | | | | | | | |
| Coliform, Total | **>1,600** | | MPN/100ml | 1.8 | | 1 | 396227 | 02/23/26 15:07 | 02/26/26 15:04 | SMT |
| Method: SM 9221F | | | | | | | | | | |
| Coliform, E. Coli | **17** | | MPN/100ml | 1.8 | | 1 | 396227 | 02/23/26 15:07 | 02/26/26 15:04 | SMT |
| Method: SM2130B | | | | | | | | | | |
| Turbidity | **290** | | NTU | 0.20 | 0.12 | 1 | 396263 | 02/24/26 13:17 | 02/24/26 13:17 | TRR |
| Method: SM2320B<br>Prep Method: METHOD | | | | | | | | | | |
| Bicarbonate | **63** | | mg/L | 3.0 | | 1.3 | 396165 | 02/23/26 | 02/23/26 | WWC |
| Alkalinity, Total as CaCO3 | **63** | | mg/L | 2.5 | | 1.3 | 396165 | 02/23/26 | 02/23/26 | WWC |
| Method: SM2510B<br>Prep Method: METHOD | | | | | | | | | | |
| Specific Conductance | **180** | | umhos/cm | 1.0 | | 1 | 396183 | 02/23/26 | 02/23/26 | RDL |
| Method: SM2540C<br>Prep Method: METHOD | | | | | | | | | | |
| Total Dissolved Solids | **91** | | mg/L | 10 | | 1 | 396181 | 02/23/26 | 02/24/26 | RDL |



Results for any subcontracted analyses are not included in this section.

ENTHALPY ANALYTICAL

# Analysis Results for 553952

| 553952-003 Analyte | Result | Qual | Units | RL | MDL | DF | Batch | Prepared | Analyzed | Chemist |
|---|---|---|---|---|---|---|---|---|---|---|
| Method: SM2540D<br>Prep Method: METHOD | | | | | | | | | | |
| Total Suspended Solids | **290** | | mg/L | 0.5 | | 1 | 396148 | 02/23/26 | 02/24/26 | CKN |
| Method: SM5210B<br>Prep Method: METHOD | | | | | | | | | | |
| Biochemical Oxygen Demand | ND | BOD5 | mg/L | 3.0 | | 1 | 396141 | 02/23/26 14:49 | 02/28/26 12:59 | AAB |
| Method: SM5220D<br>Prep Method: SM 5220D | | | | | | | | | | |
| Chemical Oxygen Demand | **110** | | mg/L | 4.0 | 2.0 | 1 | 396214 | 02/24/26 | 02/24/26 | ARM |

| | |
|---|---|
| * | Value is outside QC limits |
| > | Value exceeds indicated concentration |
| B | Contamination found in associated Method Blank |
| BOD5 | Estimated result, under-depleted, highest volume replicate reported |
| J | Estimated value |
| ND | Not Detected |



Results for any subcontracted analyses are not included in this section.

ENTHALPY ANALYTICAL

# Batch QC

| | | |
|---|---|---|
| **Type: Blank** | **Lab ID: QC1343374** | **Batch: 396155** |
| **Matrix: Water** | **Method: EPA 1664A** | **Prep Method: METHOD** |

| QC1343374 Analyte | Result | Qual | Units | RL | MDL | Prepared | Analyzed |
|---|---|---|---|---|---|---|---|
| Total Oil and Grease | ND | | mg/L | 5.0 | 0.97 | 02/23/26 | 02/24/26 |

| | | |
|---|---|---|
| **Type: Lab Control Sample** | **Lab ID: QC1343375** | **Batch: 396155** |
| **Matrix: Water** | **Method: EPA 1664A** | **Prep Method: METHOD** |

| QC1343375 Analyte | Result | Spiked | Units | Recovery | Qual | Limits |
|---|---|---|---|---|---|---|
| Total Oil and Grease | 36.00 | 40.00 | mg/L | 90% | | 78-114 |

| | | |
|---|---|---|
| **Type: Lab Control Sample Duplicate** | **Lab ID: QC1343376** | **Batch: 396155** |
| **Matrix: Water** | **Method: EPA 1664A** | **Prep Method: METHOD** |

| QC1343376 Analyte | Result | Spiked | Units | Recovery | Qual | Limits | RPD | RPD Lim |
|---|---|---|---|---|---|---|---|---|
| Total Oil and Grease | 36.70 | 40.00 | mg/L | 92% | | 78-114 | 2 | 18 |

| | | |
|---|---|---|
| **Type: Blank** | **Lab ID: QC1343381** | **Batch: 396157** |
| **Matrix: Water** | **Method: EPA 200.7** | **Prep Method: EPA 3015A** |

| QC1343381 Analyte | Result | Qual | Units | RL | MDL | Prepared | Analyzed |
|---|---|---|---|---|---|---|---|
| Calcium | ND | | mg/L | 0.10 | 0.0095 | 02/23/26 | 02/23/26 |
| Iron | ND | | mg/L | 0.020 | 0.017 | 02/23/26 | 02/24/26 |
| Magnesium | ND | | mg/L | 0.10 | 0.017 | 02/23/26 | 02/23/26 |
| Potassium | ND | | mg/L | 0.50 | 0.20 | 02/23/26 | 02/23/26 |
| Sodium | ND | | mg/L | 0.50 | 0.017 | 02/23/26 | 02/23/26 |

| | | |
|---|---|---|
| **Type: Lab Control Sample** | **Lab ID: QC1343382** | **Batch: 396157** |
| **Matrix: Water** | **Method: EPA 200.7** | **Prep Method: EPA 3015A** |

| QC1343382 Analyte | Result | Spiked | Units | Recovery | Qual | Limits |
|---|---|---|---|---|---|---|
| Calcium | 20.57 | 20.40 | mg/L | 101% | | 85-115 |
| Iron | 0.3923 | 0.4000 | mg/L | 98% | | 85-115 |
| Magnesium | 21.01 | 20.40 | mg/L | 103% | | 85-115 |
| Potassium | 23.27 | 24.00 | mg/L | 97% | | 85-115 |
| Sodium | 19.47 | 20.40 | mg/L | 95% | | 85-115 |

ENTHALPY ANALYTICAL

# Batch QC

| Type: | Matrix Spike | Lab ID: | QC1343383 | Batch: | 396157 |
|---|---|---|---|---|---|
| Matrix (Source ID): | Water (553816-001) | Method: | EPA 200.7 | Prep Method: | EPA 3015A |

| QC1343383 Analyte | Result | Source Sample Result | Spiked | Units | Recovery | Qual | Limits | DF |
|---|---|---|---|---|---|---|---|---|
| Calcium | 57.97 | 39.18 | 20.40 | mg/L | 92% | | 75-125 | 1 |
| Iron | 0.7776 | 0.3461 | 0.4000 | mg/L | 108% | | 75-125 | 1 |
| Magnesium | 38.67 | 19.57 | 20.40 | mg/L | 94% | | 75-125 | 1 |
| Potassium | 25.27 | 1.624 | 24.00 | mg/L | 99% | | 75-125 | 1 |
| Sodium | 36.03 | 16.50 | 20.40 | mg/L | 96% | | 75-125 | 1 |

| Type: | Matrix Spike Duplicate | Lab ID: | QC1343384 | Batch: | 396157 |
|---|---|---|---|---|---|
| Matrix (Source ID): | Water (553816-001) | Method: | EPA 200.7 | Prep Method: | EPA 3015A |

| QC1343384 Analyte | Result | Source Sample Result | Spiked | Units | Recovery | Qual | Limits | RPD | RPD Lim | DF |
|---|---|---|---|---|---|---|---|---|---|---|
| Calcium | 59.11 | 39.18 | 20.40 | mg/L | 98% | | 75-125 | 2 | 20 | 1 |
| Iron | 0.7680 | 0.3461 | 0.4000 | mg/L | 105% | | 75-125 | 1 | 20 | 1 |
| Magnesium | 39.83 | 19.57 | 20.40 | mg/L | 99% | | 75-125 | 3 | 20 | 1 |
| Potassium | 25.35 | 1.624 | 24.00 | mg/L | 99% | | 75-125 | 0 | 20 | 1 |
| Sodium | 35.99 | 16.50 | 20.40 | mg/L | 96% | | 75-125 | 0 | 20 | 1 |

| Type: | Serial Dilution | Lab ID: | QC1343403 | Batch: | 396157 |
|---|---|---|---|---|---|
| Matrix (Source ID): | Water (553816-001) | Method: | EPA 200.7 | Prep Method: | EPA 3015A |

| QC1343403 Analyte | Result | Source Sample Result | Units | Qual | RPD | RPD Lim | DF |
|---|---|---|---|---|---|---|---|
| Calcium | 38.87 | 39.18 | mg/L | | | | 5 |
| Iron | 0.3374 | 0.3461 | mg/L | | | | 5 |
| Magnesium | 19.47 | 19.57 | mg/L | | | | 5 |
| Potassium | 1.215 | 1.624 | mg/L | J | | | 5 |
| Sodium | 16.78 | 16.50 | mg/L | | | | 5 |

ENTHALPY ANALYTICAL

# Batch QC

| | | |
|---|---|---|
| **Type:** Blank | **Lab ID:** QC1343337 | **Batch:** 396144 |
| **Matrix:** Water | **Method:** EPA 200.8 | **Prep Method:** EPA 3015A |

| QC1343337 Analyte | Result | Qual | Units | RL | MDL | Prepared | Analyzed |
|---|---|---|---|---|---|---|---|
| Antimony | ND | | ug/L | 2.0 | 1.0 | 02/23/26 | 02/23/26 |
| Arsenic | ND | | ug/L | 2.0 | 0.27 | 02/23/26 | 02/23/26 |
| Barium | ND | | ug/L | 5.0 | 0.44 | 02/23/26 | 02/23/26 |
| Beryllium | ND | | ug/L | 1.0 | 0.060 | 02/23/26 | 02/23/26 |
| Boron | ND | | ug/L | 10 | 7.7 | 02/23/26 | 02/23/26 |
| Cadmium | ND | | ug/L | 1.0 | 0.072 | 02/23/26 | 02/23/26 |
| Chromium | ND | | ug/L | 5.0 | 0.43 | 02/23/26 | 02/23/26 |
| Cobalt | ND | | ug/L | 1.0 | 0.090 | 02/23/26 | 02/23/26 |
| Copper | ND | | ug/L | 3.0 | 0.96 | 02/23/26 | 02/23/26 |
| Lead | ND | | ug/L | 5.0 | 0.23 | 02/23/26 | 02/23/26 |
| Manganese | ND | | ug/L | 10 | 3.8 | 02/23/26 | 02/23/26 |
| Nickel | ND | | ug/L | 5.0 | 1.3 | 02/23/26 | 02/23/26 |
| Selenium | ND | | ug/L | 4.0 | 1.9 | 02/23/26 | 02/23/26 |
| Silver | ND | | ug/L | 5.0 | 0.37 | 02/23/26 | 02/23/26 |
| Thallium | ND | | ug/L | 1.0 | 0.25 | 02/23/26 | 02/23/26 |
| Tin | ND | | ug/L | 5.0 | 1.5 | 02/23/26 | 02/23/26 |
| Vanadium | ND | | ug/L | 5.0 | 0.36 | 02/23/26 | 02/23/26 |
| Zinc | ND | | ug/L | 10 | 7.6 | 02/23/26 | 02/23/26 |

| | | |
|---|---|---|
| **Type:** Lab Control Sample | **Lab ID:** QC1343338 | **Batch:** 396144 |
| **Matrix:** Water | **Method:** EPA 200.8 | **Prep Method:** EPA 3015A |

| QC1343338 Analyte | Result | Spiked | Units | Recovery | Qual | Limits |
|---|---|---|---|---|---|---|
| Antimony | 110.3 | 100.0 | ug/L | 110% | | 85-115 |
| Arsenic | 98.50 | 100.0 | ug/L | 98% | | 85-115 |
| Barium | 89.27 | 100.0 | ug/L | 89% | | 85-115 |
| Beryllium | 95.45 | 100.0 | ug/L | 95% | | 85-115 |
| Boron | 88.25 | 100.0 | ug/L | 88% | | 85-115 |
| Cadmium | 95.77 | 100.0 | ug/L | 96% | | 85-115 |
| Chromium | 102.5 | 100.0 | ug/L | 102% | | 85-115 |
| Cobalt | 106.2 | 100.0 | ug/L | 106% | | 85-115 |
| Copper | 101.2 | 100.0 | ug/L | 101% | | 85-115 |
| Lead | 95.30 | 100.0 | ug/L | 95% | | 85-115 |
| Manganese | 103.5 | 100.0 | ug/L | 104% | | 85-115 |
| Nickel | 101.5 | 100.0 | ug/L | 101% | | 85-115 |
| Selenium | 98.73 | 100.0 | ug/L | 99% | | 85-115 |
| Silver | 48.14 | 50.00 | ug/L | 96% | | 85-115 |
| Thallium | 96.35 | 100.0 | ug/L | 96% | | 85-115 |
| Tin | 98.45 | 100.0 | ug/L | 98% | | 85-115 |
| Vanadium | 102.7 | 100.0 | ug/L | 103% | | 85-115 |
| Zinc | 93.32 | 100.0 | ug/L | 93% | | 85-115 |

ENTHALPY ANALYTICAL

# Batch QC

| Type: | Matrix Spike | Lab ID: | QC1343339 | Batch: | 396144 |
|---|---|---|---|---|---|
| Matrix (Source ID): | Water (553965-001) | Method: | EPA 200.8 | Prep Method: | EPA 3015A |

| QC1343339 Analyte | Result | Source Sample Result | Spiked | Units | Recovery | Qual | Limits | DF |
|---|---|---|---|---|---|---|---|---|
| Antimony | 105.0 | ND | 100.0 | ug/L | 105% | | 70-130 | 1 |
| Arsenic | 101.8 | ND | 100.0 | ug/L | 102% | | 70-130 | 1 |
| Barium | 98.62 | ND | 100.0 | ug/L | 99% | | 70-130 | 1 |
| Beryllium | 100.0 | ND | 100.0 | ug/L | 100% | | 70-130 | 1 |
| Boron | 146.0 | 76.26 | 100.0 | ug/L | 70% | | 70-130 | 10 |
| Cadmium | 100.4 | ND | 100.0 | ug/L | 100% | | 70-130 | 1 |
| Chromium | 105.2 | ND | 100.0 | ug/L | 105% | | 70-130 | 1 |
| Cobalt | 105.5 | ND | 100.0 | ug/L | 106% | | 70-130 | 1 |
| Copper | 109.4 | ND | 100.0 | ug/L | 109% | | 70-130 | 1 |
| Lead | 97.41 | ND | 100.0 | ug/L | 97% | | 70-130 | 1 |
| Manganese | 102.5 | ND | 100.0 | ug/L | 102% | | 70-130 | 1 |
| Nickel | 106.1 | ND | 100.0 | ug/L | 106% | | 70-130 | 1 |
| Selenium | 91.78 | ND | 100.0 | ug/L | 92% | | 70-130 | 1 |
| Silver | 49.66 | ND | 50.00 | ug/L | 99% | | 70-130 | 1 |
| Thallium | 99.00 | ND | 100.0 | ug/L | 99% | | 70-130 | 1 |
| Tin | 100.9 | ND | 100.0 | ug/L | 101% | | 70-130 | 1 |
| Vanadium | 104.3 | ND | 100.0 | ug/L | 104% | | 70-130 | 1 |
| Zinc | 101.9 | ND | 100.0 | ug/L | 102% | | 70-130 | 1 |

| Type: | Matrix Spike Duplicate | Lab ID: | QC1343340 | Batch: | 396144 |
|---|---|---|---|---|---|
| Matrix (Source ID): | Water (553965-001) | Method: | EPA 200.8 | Prep Method: | EPA 3015A |

| QC1343340 Analyte | Result | Source Sample Result | Spiked | Units | Recovery | Qual | Limits | RPD | RPD Lim | DF |
|---|---|---|---|---|---|---|---|---|---|---|
| Antimony | 104.6 | ND | 100.0 | ug/L | 105% | | 70-130 | 0 | 20 | 1 |
| Arsenic | 102.8 | ND | 100.0 | ug/L | 103% | | 70-130 | 1 | 20 | 1 |
| Barium | 100.4 | ND | 100.0 | ug/L | 100% | | 70-130 | 2 | 20 | 1 |
| Beryllium | 97.59 | ND | 100.0 | ug/L | 98% | | 70-130 | 2 | 20 | 1 |
| Boron | 150.7 | 76.26 | 100.0 | ug/L | 74% | | 70-130 | 3 | 20 | 10 |
| Cadmium | 99.53 | ND | 100.0 | ug/L | 100% | | 70-130 | 1 | 20 | 1 |
| Chromium | 102.4 | ND | 100.0 | ug/L | 102% | | 70-130 | 3 | 20 | 1 |
| Cobalt | 104.7 | ND | 100.0 | ug/L | 105% | | 70-130 | 1 | 20 | 1 |
| Copper | 106.8 | ND | 100.0 | ug/L | 107% | | 70-130 | 2 | 20 | 1 |
| Lead | 96.81 | ND | 100.0 | ug/L | 97% | | 70-130 | 1 | 20 | 1 |
| Manganese | 102.3 | ND | 100.0 | ug/L | 102% | | 70-130 | 0 | 20 | 1 |
| Nickel | 105.8 | ND | 100.0 | ug/L | 106% | | 70-130 | 0 | 20 | 1 |
| Selenium | 97.91 | ND | 100.0 | ug/L | 98% | | 70-130 | 6 | 20 | 1 |
| Silver | 49.70 | ND | 50.00 | ug/L | 99% | | 70-130 | 0 | 20 | 1 |
| Thallium | 98.99 | ND | 100.0 | ug/L | 99% | | 70-130 | 0 | 20 | 1 |
| Tin | 99.62 | ND | 100.0 | ug/L | 100% | | 70-130 | 1 | 20 | 1 |
| Vanadium | 103.6 | ND | 100.0 | ug/L | 104% | | 70-130 | 1 | 20 | 1 |
| Zinc | 101.2 | ND | 100.0 | ug/L | 101% | | 70-130 | 1 | 20 | 1 |

ENTHALPY ANALYTICAL

# Batch QC

| Type: Blank | Lab ID: QC1343351 | Batch: 396147 |
|---|---|---|
| Matrix: Water | Method: EPA 245.1 | Prep Method: EPA 245.1 |

| QC1343351 Analyte | Result | Qual | Units | RL | MDL | Prepared | Analyzed |
|---|---|---|---|---|---|---|---|
| Mercury | ND | | ug/L | 0.40 | 0.091 | 02/23/26 | 02/24/26 |

| Type: Lab Control Sample | Lab ID: QC1343352 | Batch: 396147 |
|---|---|---|
| Matrix: Water | Method: EPA 245.1 | Prep Method: EPA 245.1 |

| QC1343352 Analyte | Result | Spiked | Units | Recovery | Qual | Limits |
|---|---|---|---|---|---|---|
| Mercury | 4.488 | 5.000 | ug/L | 90% | | 85-115 |

| Type: Matrix Spike | Lab ID: QC1343353 | Batch: 396147 |
|---|---|---|
| Matrix (Source ID): Water (553966-001) | Method: EPA 245.1 | Prep Method: EPA 245.1 |

| QC1343353 Analyte | Result | Source Sample Result | Spiked | Units | Recovery | Qual | Limits | DF |
|---|---|---|---|---|---|---|---|---|
| Mercury | 897.5 | ND | 1000 | ug/L | 90% | | 75-125 | 200 |

| Type: Matrix Spike Duplicate | Lab ID: QC1343354 | Batch: 396147 |
|---|---|---|
| Matrix (Source ID): Water (553966-001) | Method: EPA 245.1 | Prep Method: EPA 245.1 |

| QC1343354 Analyte | Result | Source Sample Result | Spiked | Units | Recovery | Qual | Limits | RPD | RPD Lim | DF |
|---|---|---|---|---|---|---|---|---|---|---|
| Mercury | 870.8 | ND | 1000 | ug/L | 87% | | 75-125 | 3 | 20 | 200 |

| Type: Blank | Lab ID: QC1343327 | Batch: 396140 |
|---|---|---|
| Matrix: Water | Method: EPA 300.0 | Prep Method: METHOD |

| QC1343327 Analyte | Result | Qual | Units | RL | MDL | Prepared | Analyzed |
|---|---|---|---|---|---|---|---|
| Fluoride | ND | | mg/L | 0.20 | 0.062 | 02/23/26 13:45 | 02/23/26 14:08 |
| Chloride | ND | | mg/L | 1.0 | 0.27 | 02/23/26 13:45 | 02/23/26 14:08 |
| Nitrogen, Nitrite | ND | | mg/L | 0.10 | 0.01 | 02/23/26 13:45 | 02/23/26 14:08 |
| Bromide | ND | | mg/L | 0.30 | 0.049 | 02/23/26 13:45 | 02/23/26 14:08 |
| Nitrogen, Nitrate | ND | | mg/L | 0.10 | 0.05 | 02/23/26 13:45 | 02/23/26 14:08 |
| Sulfate | ND | | mg/L | 1.0 | 0.26 | 02/23/26 13:45 | 02/23/26 14:08 |

| Type: Lab Control Sample | Lab ID: QC1343328 | Batch: 396140 |
|---|---|---|
| Matrix: Water | Method: EPA 300.0 | Prep Method: METHOD |

| QC1343328 Analyte | Result | Spiked | Units | Recovery | Qual | Limits |
|---|---|---|---|---|---|---|
| Fluoride | 10.09 | 10.00 | mg/L | 101% | | 90-110 |
| Chloride | 45.41 | 50.00 | mg/L | 91% | | 90-110 |
| Nitrogen, Nitrite | 4.597 | 4.567 | mg/L | 101% | | 90-110 |
| Bromide | 15.39 | 15.00 | mg/L | 103% | | 90-110 |
| Nitrogen, Nitrate | 4.573 | 4.518 | mg/L | 101% | | 90-110 |
| Sulfate | 25.13 | 25.00 | mg/L | 101% | | 90-110 |

ENTHALPY ANALYTICAL

# Batch QC

| Type: | Matrix Spike | Lab ID: | QC1343329 | Batch: | 396140 |
|---|---|---|---|---|---|
| Matrix (Source ID): | Water (553952-001) | Method: | EPA 300.0 | Prep Method: | METHOD |

| QC1343329 Analyte | Result | Source Sample Result | Spiked | Units | Recovery | Qual | Limits | DF |
|---|---|---|---|---|---|---|---|---|
| Fluoride | 20.26 | 0.2067 | 20.00 | mg/L | 100% | | 80-129 | 1 |
| Chloride | 128.9 | 28.67 | 100.0 | mg/L | 100% | | 80-123 | 1 |
| Nitrogen, Nitrite | 9.261 | 0.05497 | 9.134 | mg/L | 101% | | 80-122 | 1 |
| Bromide | 15.37 | 0.06677 | 15.00 | mg/L | 102% | | 80-121 | 1 |
| Nitrogen, Nitrate | 10.28 | 1.208 | 9.036 | mg/L | 100% | | 80-123 | 1 |
| Sulfate | 202.3 | 164.7 | 50.00 | mg/L | 75% | E,* | 79-124 | 1 |

| Type: | Matrix Spike Duplicate | Lab ID: | QC1343330 | Batch: | 396140 |
|---|---|---|---|---|---|
| Matrix (Source ID): | Water (553952-001) | Method: | EPA 300.0 | Prep Method: | METHOD |

| QC1343330 Analyte | Result | Source Sample Result | Spiked | Units | Recovery | Qual | Limits | RPD | RPD Lim | DF |
|---|---|---|---|---|---|---|---|---|---|---|
| Fluoride | 20.00 | 0.2067 | 20.00 | mg/L | 99% | | 80-129 | 1 | 21 | 1 |
| Chloride | 127.5 | 28.67 | 100.0 | mg/L | 99% | | 80-123 | 1 | 20 | 1 |
| Nitrogen, Nitrite | 9.132 | 0.05497 | 9.134 | mg/L | 99% | | 80-122 | 1 | 21 | 1 |
| Bromide | 15.16 | 0.06677 | 15.00 | mg/L | 101% | | 80-121 | 1 | 20 | 1 |
| Nitrogen, Nitrate | 10.16 | 1.208 | 9.036 | mg/L | 99% | | 80-123 | 1 | 20 | 1 |
| Sulfate | 201.7 | 164.7 | 50.00 | mg/L | 74% | E,* | 79-124 | | 20 | 1 |

| Type: | Blank | Lab ID: | QC1343514 | Batch: | 396201 |
|---|---|---|---|---|---|
| Matrix: | Water | Method: | EPA 350.1 | Prep Method: | METHOD |

| QC1343514 Analyte | Result | Qual | Units | RL | MDL | Prepared | Analyzed |
|---|---|---|---|---|---|---|---|
| Ammonia-N | ND | | mg/L | 0.10 | 0.068 | 02/24/26 | 02/24/26 |

| Type: | Lab Control Sample | Lab ID: | QC1343515 | Batch: | 396201 |
|---|---|---|---|---|---|
| Matrix: | Water | Method: | EPA 350.1 | Prep Method: | METHOD |

| QC1343515 Analyte | Result | Spiked | Units | Recovery | Qual | Limits |
|---|---|---|---|---|---|---|
| Ammonia-N | 0.9552 | 1.000 | mg/L | 96% | | 90-110 |

| Type: | Matrix Spike | Lab ID: | QC1343519 | Batch: | 396201 |
|---|---|---|---|---|---|
| Matrix (Source ID): | Sea Water (552955-005) | Method: | EPA 350.1 | Prep Method: | SM 4500-NH3-G SD |

| QC1343519 Analyte | Result | Source Sample Result | Spiked | Units | Recovery | Qual | Limits | DF |
|---|---|---|---|---|---|---|---|---|
| Ammonia-N | 1.004 | 0.2332 | 1.000 | mg/L | 77% | * | 90-110 | 1 |

ENTHALPY ANALYTICAL

# Batch QC

| Type: | Matrix Spike Duplicate | Lab ID: | QC1343520 | Batch: | 396201 |
|---|---|---|---|---|---|
| Matrix (Source ID): | Sea Water (552955-005) | Method: | EPA 350.1 | Prep Method: | SM 4500-NH3-G SD |

| QC1343520 Analyte | Result | Source Sample Result | Spiked | Units | Recovery | Qual | Limits | RPD | RPD Lim | DF |
|---|---|---|---|---|---|---|---|---|---|---|
| Ammonia-N | 1.021 | 0.2332 | 1.000 | mg/L | 79% | * | 90-110 | 2 | 20 | 1 |

| Type: | Blank | Lab ID: | QC1343588 | Batch: | 396226 |
|---|---|---|---|---|---|
| Matrix: | Water | Method: | EPA 420.1 | Prep Method: | METHOD |

| QC1343588 Analyte | Result | Qual | Units | RL | MDL | Prepared | Analyzed |
|---|---|---|---|---|---|---|---|
| Total Phenolics | ND | | mg/L | 0.010 | 0.0056 | 02/24/26 | 02/24/26 |

| Type: | Lab Control Sample | Lab ID: | QC1343589 | Batch: | 396226 |
|---|---|---|---|---|---|
| Matrix: | Water | Method: | EPA 420.1 | Prep Method: | METHOD |

| QC1343589 Analyte | Result | Spiked | Units | Recovery | Qual | Limits |
|---|---|---|---|---|---|---|
| Total Phenolics | 0.08500 | 0.08000 | mg/L | 106% | | 80-120 |

| Type: | Lab Control Sample Duplicate | Lab ID: | QC1343590 | Batch: | 396226 |
|---|---|---|---|---|---|
| Matrix: | Water | Method: | EPA 420.1 | Prep Method: | METHOD |

| QC1343590 Analyte | Result | Spiked | Units | Recovery | Qual | Limits | RPD | RPD Lim |
|---|---|---|---|---|---|---|---|---|
| Total Phenolics | 0.07000 | 0.08000 | mg/L | 88% | | 80-120 | 19 | 20 |

ENTHALPY ANALYTICAL

# Batch QC

| Type: Blank | Lab ID: QC1343334 | Batch: 396143 |
|---|---|---|
| Matrix: Water | | |

| QC1343334 Analyte | Result | Qual | Units | RL | MDL | Prepared | Analyzed |
|---|---|---|---|---|---|---|---|
| Method: EPA 625.1<br>Prep Method: EPA 3510C | | | | | | | |
| a-Terpineol | ND | | ug/L | 10 | 2.1 | 02/23/26 | 02/23/26 |
| Benzoic acid | ND | | ug/L | 50 | 11 | 02/23/26 | 02/24/26 |
| 2-Methylphenol | ND | | ug/L | 10 | 3.2 | 02/23/26 | 02/24/26 |
| Pyridine | ND | | ug/L | 10 | 2.8 | 02/23/26 | 02/24/26 |
| Phenol | ND | | ug/L | 10 | 2.1 | 02/23/26 | 02/24/26 |
| Naphthalene | ND | | ug/L | 10 | 3.6 | 02/23/26 | 02/24/26 |
| 3-,4-Methylphenol | ND | | ug/L | 10 | 3.0 | 02/23/26 | 02/24/26 |
| Cresol | ND | | ug/L | 10 | | 02/23/26 | 02/24/26 |
| **Surrogates** | | | | **Limits** | | | |
| 2-Fluorophenol | 48% | | %REC | 36-95 | | 02/23/26 | 02/24/26 |
| Phenol-d6 | 32% | | %REC | 28-82 | | 02/23/26 | 02/24/26 |
| 2,4,6-Tribromophenol | 102% | | %REC | 61-140 | | 02/23/26 | 02/24/26 |
| Nitrobenzene-d5 | 73% | | %REC | 48-123 | | 02/23/26 | 02/24/26 |
| 2-Fluorobiphenyl | 72% | | %REC | 51-105 | | 02/23/26 | 02/24/26 |
| Terphenyl-d14 | 93% | | %REC | 65-117 | | 02/23/26 | 02/24/26 |
| Method: EPA 8270E<br>Prep Method: EPA 3510C | | | | | | | |
| Carbazole | ND | | ug/L | 10 | 2.8 | 02/23/26 | 02/24/26 |
| N-Nitrosodimethylamine | ND | | ug/L | 10 | 2.9 | 02/23/26 | 02/24/26 |
| Aniline | ND | | ug/L | 10 | 2.8 | 02/23/26 | 02/24/26 |
| bis(2-Chloroethyl)ether | ND | | ug/L | 25 | 3.7 | 02/23/26 | 02/24/26 |
| 2-Chlorophenol | ND | | ug/L | 10 | 3.6 | 02/23/26 | 02/24/26 |
| 1,3-Dichlorobenzene | ND | | ug/L | 10 | 3.3 | 02/23/26 | 02/24/26 |
| 1,4-Dichlorobenzene | ND | | ug/L | 10 | 3.4 | 02/23/26 | 02/24/26 |
| Benzyl alcohol | ND | | ug/L | 25 | 5.8 | 02/23/26 | 02/24/26 |
| 1,2-Dichlorobenzene | ND | | ug/L | 10 | 3.3 | 02/23/26 | 02/24/26 |
| bis(2-Chloroisopropyl) ether | ND | | ug/L | 10 | 3.8 | 02/23/26 | 02/24/26 |
| N-Nitroso-di-n-propylamine | ND | | ug/L | 10 | 3.9 | 02/23/26 | 02/24/26 |
| Hexachloroethane | ND | | ug/L | 10 | 3.0 | 02/23/26 | 02/24/26 |
| Nitrobenzene | ND | | ug/L | 25 | 8.4 | 02/23/26 | 02/24/26 |
| Isophorone | ND | | ug/L | 10 | 3.7 | 02/23/26 | 02/24/26 |
| 2-Nitrophenol | ND | | ug/L | 10 | 5.4 | 02/23/26 | 02/24/26 |
| 2,4-Dimethylphenol | ND | | ug/L | 10 | 3.2 | 02/23/26 | 02/24/26 |
| bis(2-Chloroethoxy)methane | ND | | ug/L | 10 | 3.7 | 02/23/26 | 02/24/26 |
| 2,4-Dichlorophenol | ND | | ug/L | 10 | 3.7 | 02/23/26 | 02/24/26 |
| 1,2,4-Trichlorobenzene | ND | | ug/L | 10 | 3.4 | 02/23/26 | 02/24/26 |
| 4-Chloroaniline | ND | | ug/L | 10 | 3.1 | 02/23/26 | 02/24/26 |
| Hexachlorobutadiene | ND | | ug/L | 10 | 2.2 | 02/23/26 | 02/24/26 |
| 4-Chloro-3-methylphenol | ND | | ug/L | 10 | 3.6 | 02/23/26 | 02/24/26 |
| 2-Methylnaphthalene | ND | | ug/L | 10 | 3.4 | 02/23/26 | 02/24/26 |
| Hexachlorocyclopentadiene | ND | | ug/L | 25 | 7.8 | 02/23/26 | 02/24/26 |
| 2,4,6-Trichlorophenol | ND | | ug/L | 10 | 4.1 | 02/23/26 | 02/24/26 |
| 2,4,5-Trichlorophenol | ND | | ug/L | 10 | 3.7 | 02/23/26 | 02/24/26 |
| 2-Chloronaphthalene | ND | | ug/L | 10 | 3.4 | 02/23/26 | 02/24/26 |
| 2-Nitroaniline | ND | | ug/L | 50 | 4.3 | 02/23/26 | 02/24/26 |

ENTHALPY ANALYTICAL

# Batch QC

| QC1343334 Analyte | Result | Qual | Units | RL | MDL | Prepared | Analyzed |
|---|---|---|---|---|---|---|---|
| Dimethylphthalate | ND | | ug/L | 10 | 3.4 | 02/23/26 | 02/24/26 |
| Acenaphthylene | ND | | ug/L | 10 | 3.9 | 02/23/26 | 02/24/26 |
| 2,6-Dinitrotoluene | ND | | ug/L | 10 | 4.4 | 02/23/26 | 02/24/26 |
| 3-Nitroaniline | ND | | ug/L | 10 | 4.0 | 02/23/26 | 02/24/26 |
| Acenaphthene | ND | | ug/L | 10 | 3.2 | 02/23/26 | 02/24/26 |
| 2,4-Dinitrophenol | ND | | ug/L | 50 | 15 | 02/23/26 | 02/24/26 |
| 4-Nitrophenol | ND | | ug/L | 50 | 8.5 | 02/23/26 | 02/24/26 |
| Dibenzofuran | ND | | ug/L | 10 | 3.2 | 02/23/26 | 02/24/26 |
| 2,4-Dinitrotoluene | ND | | ug/L | 10 | 4.3 | 02/23/26 | 02/24/26 |
| Diethylphthalate | ND | | ug/L | 10 | 2.9 | 02/23/26 | 02/24/26 |
| Fluorene | ND | | ug/L | 10 | 3.1 | 02/23/26 | 02/24/26 |
| 4-Chlorophenyl-phenylether | ND | | ug/L | 10 | 3.1 | 02/23/26 | 02/24/26 |
| 4-Nitroaniline | ND | | ug/L | 10 | 3.3 | 02/23/26 | 02/24/26 |
| 4,6-Dinitro-2-methylphenol | ND | | ug/L | 50 | 17 | 02/23/26 | 02/24/26 |
| N-Nitrosodiphenylamine | ND | | ug/L | 10 | 4.0 | 02/23/26 | 02/24/26 |
| 1,2-diphenylhydrazine (as azobenzene) | ND | | ug/L | 10 | 2.9 | 02/23/26 | 02/24/26 |
| 4-Bromophenyl-phenylether | ND | | ug/L | 10 | 3.3 | 02/23/26 | 02/24/26 |
| Hexachlorobenzene | ND | | ug/L | 10 | 3.0 | 02/23/26 | 02/24/26 |
| Pentachlorophenol | ND | | ug/L | 25 | 5.7 | 02/23/26 | 02/24/26 |
| Phenanthrene | ND | | ug/L | 10 | 2.9 | 02/23/26 | 02/24/26 |
| Anthracene | ND | | ug/L | 10 | 2.8 | 02/23/26 | 02/24/26 |
| Di-n-butylphthalate | ND | | ug/L | 10 | 3.0 | 02/23/26 | 02/24/26 |
| Fluoranthene | ND | | ug/L | 10 | 2.8 | 02/23/26 | 02/24/26 |
| Benzidine | ND | | ug/L | 50 | 19 | 02/23/26 | 02/24/26 |
| Pyrene | ND | | ug/L | 10 | 2.7 | 02/23/26 | 02/24/26 |
| Butylbenzylphthalate | ND | | ug/L | 10 | 3.6 | 02/23/26 | 02/24/26 |
| 3,3'-Dichlorobenzidine | ND | | ug/L | 25 | 5.2 | 02/23/26 | 02/24/26 |
| Benzo(a)anthracene | ND | | ug/L | 10 | 2.4 | 02/23/26 | 02/24/26 |
| Chrysene | ND | | ug/L | 10 | 2.5 | 02/23/26 | 02/24/26 |
| bis(2-Ethylhexyl)phthalate | ND | | ug/L | 10 | 3.3 | 02/23/26 | 02/24/26 |
| Di-n-octylphthalate | ND | | ug/L | 10 | 4.7 | 02/23/26 | 02/24/26 |
| Benzo(b)fluoranthene | ND | | ug/L | 10 | 3.0 | 02/23/26 | 02/24/26 |
| Benzo(k)fluoranthene | ND | | ug/L | 10 | 3.1 | 02/23/26 | 02/24/26 |
| Benzo(a)pyrene | ND | | ug/L | 10 | 3.1 | 02/23/26 | 02/24/26 |
| Indeno(1,2,3-cd)pyrene | ND | | ug/L | 10 | 4.2 | 02/23/26 | 02/24/26 |
| Dibenz(a,h)anthracene | ND | | ug/L | 10 | 4.2 | 02/23/26 | 02/24/26 |
| Benzo(g,h,i)perylene | ND | | ug/L | 10 | 4.1 | 02/23/26 | 02/24/26 |
| **Surrogates** | | | | **Limits** | | | |
| 2-Fluorophenol | 48% | | %REC | 15-120 | | 02/23/26 | 02/24/26 |
| Phenol-d6 | 32% | | %REC | 15-120 | | 02/23/26 | 02/24/26 |
| 2,4,6-Tribromophenol | 102% | | %REC | 15-140 | | 02/23/26 | 02/24/26 |
| Nitrobenzene-d5 | 73% | | %REC | 15-123 | | 02/23/26 | 02/24/26 |
| 2-Fluorobiphenyl | 72% | | %REC | 15-120 | | 02/23/26 | 02/24/26 |
| Terphenyl-d14 | 93% | | %REC | 15-120 | | 02/23/26 | 02/24/26 |

# Batch QC

| Type: Lab Control Sample | Lab ID: QC1343335 | Batch: 396143 |
|---|---|---|
| Matrix: Water | | |

| QC1343335 Analyte | Result | Spiked | Units | Recovery | Qual | Limits |
|---|---|---|---|---|---|---|
| Method: EPA 625.1<br>Prep Method: EPA 3510C | | | | | | |
| 2-Methylphenol | 36.33 | 75.00 | ug/L | 48% | | 44-120 |
| Pyridine | 15.22 | 75.00 | ug/L | 20% | | 13-120 |
| Phenol | 16.64 | 75.00 | ug/L | 22% | | 10-85 |
| Naphthalene | 38.35 | 75.00 | ug/L | 51% | | 23-133 |
| 3-,4-Methylphenol | 36.20 | 75.00 | ug/L | 48% | | 40-120 |
| **Surrogates** | | | | | | |
| 2-Fluorophenol | 12.98 | 40.00 | ug/L | 32% | * | 36-95 |
| Phenol-d6 | 9.333 | 40.00 | ug/L | 23% | * | 28-82 |
| 2,4,6-Tribromophenol | 42.89 | 40.00 | ug/L | 107% | | 61-140 |
| Nitrobenzene-d5 | 21.10 | 40.00 | ug/L | 53% | | 48-123 |
| 2-Fluorobiphenyl | 24.16 | 40.00 | ug/L | 60% | | 51-105 |
| Terphenyl-d14 | 36.16 | 40.00 | ug/L | 90% | | 65-117 |
| Method: EPA 8270E<br>Prep Method: EPA 3510C | | | | | | |
| Phenol | 16.64 | 75.00 | ug/L | 22% | | 14-120 |
| 2-Chlorophenol | 37.12 | 75.00 | ug/L | 49% | | 46-120 |
| 1,4-Dichlorobenzene | 33.52 | 75.00 | ug/L | 45% | | 42-120 |
| 3-,4-Methylphenol | 36.20 | 75.00 | ug/L | 48% | | 40-120 |
| N-Nitroso-di-n-propylamine | 44.64 | 75.00 | ug/L | 60% | | 54-121 |
| 2,4-Dimethylphenol | 49.39 | 75.00 | ug/L | 66% | | 48-120 |
| 1,2,4-Trichlorobenzene | 37.66 | 75.00 | ug/L | 50% | | 45-120 |
| 4-Chloro-3-methylphenol | 59.36 | 75.00 | ug/L | 79% | | 60-121 |
| 2,4,5-Trichlorophenol | 62.16 | 75.00 | ug/L | 83% | | 62-124 |
| Acenaphthene | 55.73 | 75.00 | ug/L | 74% | | 56-120 |
| 4-Nitrophenol | 32.80 | 75.00 | ug/L | 44% | | 17-120 |
| 2,4-Dinitrotoluene | 76.00 | 75.00 | ug/L | 101% | | 69-127 |
| Pentachlorophenol | 71.72 | 75.00 | ug/L | 96% | | 51-120 |
| Pyrene | 69.43 | 75.00 | ug/L | 93% | | 68-123 |
| Chrysene | 67.65 | 75.00 | ug/L | 90% | | 66-120 |
| Benzo(b)fluoranthene | 71.38 | 75.00 | ug/L | 95% | | 67-120 |
| **Surrogates** | | | | | | |
| 2-Fluorophenol | 12.98 | 40.00 | ug/L | 32% | | 15-120 |
| Phenol-d6 | 9.333 | 40.00 | ug/L | 23% | | 15-120 |
| 2,4,6-Tribromophenol | 42.89 | 40.00 | ug/L | 107% | | 15-140 |
| Nitrobenzene-d5 | 21.10 | 40.00 | ug/L | 53% | | 15-123 |
| 2-Fluorobiphenyl | 24.16 | 40.00 | ug/L | 60% | | 15-120 |
| Terphenyl-d14 | 36.16 | 40.00 | ug/L | 90% | | 15-120 |

ENTHALPY ANALYTICAL

# Batch QC

**Type:** Lab Control Sample Duplicate **Lab ID:** QC1343336 **Batch:** 396143
**Matrix:** Water

| QC1343336 Analyte | Result | Spiked | Units | Recovery | Qual | Limits | RPD | RPD Lim |
|---|---|---|---|---|---|---|---|---|
| Method: EPA 625.1<br>Prep Method: EPA 3510C | | | | | | | | |
| 2-Methylphenol | 45.67 | 75.00 | ug/L | 61% | | 44-120 | 23 | 51 |
| Pyridine | 19.50 | 75.00 | ug/L | 26% | | 13-120 | 25 | 62 |
| Phenol | 21.18 | 75.00 | ug/L | 28% | | 10-85 | 24 | 52 |
| Naphthalene | 47.71 | 75.00 | ug/L | 64% | | 23-133 | 22 | 50 |
| 3-,4-Methylphenol | 43.14 | 75.00 | ug/L | 58% | | 40-120 | 18 | 51 |
| **Surrogates** | | | | | | | | |
| 2-Fluorophenol | 16.75 | 40.00 | ug/L | 42% | | 36-95 | | |
| Phenol-d6 | 11.90 | 40.00 | ug/L | 30% | | 28-82 | | |
| 2,4,6-Tribromophenol | 43.67 | 40.00 | ug/L | 109% | | 61-140 | | |
| Nitrobenzene-d5 | 25.53 | 40.00 | ug/L | 64% | | 48-123 | | |
| 2-Fluorobiphenyl | 27.02 | 40.00 | ug/L | 68% | | 51-105 | | |
| Terphenyl-d14 | 36.44 | 40.00 | ug/L | 91% | | 65-117 | | |
| Method: EPA 8270E<br>Prep Method: EPA 3510C | | | | | | | | |
| Phenol | 21.18 | 75.00 | ug/L | 28% | | 14-120 | 24 | 52 |
| 2-Chlorophenol | 47.40 | 75.00 | ug/L | 63% | | 46-120 | 24 | 52 |
| 1,4-Dichlorobenzene | 41.76 | 75.00 | ug/L | 56% | | 42-120 | 22 | 53 |
| 3-,4-Methylphenol | 43.14 | 75.00 | ug/L | 58% | | 40-120 | 18 | 51 |
| N-Nitroso-di-n-propylamine | 51.83 | 75.00 | ug/L | 69% | | 54-121 | 15 | 52 |
| 2,4-Dimethylphenol | 56.20 | 75.00 | ug/L | 75% | | 48-120 | 13 | 52 |
| 1,2,4-Trichlorobenzene | 45.32 | 75.00 | ug/L | 60% | | 45-120 | 18 | 54 |
| 4-Chloro-3-methylphenol | 63.54 | 75.00 | ug/L | 85% | | 60-121 | 7 | 47 |
| 2,4,5-Trichlorophenol | 66.64 | 75.00 | ug/L | 89% | | 62-124 | 7 | 46 |
| Acenaphthene | 59.91 | 75.00 | ug/L | 80% | | 56-120 | 7 | 46 |
| 4-Nitrophenol | 34.03 | 75.00 | ug/L | 45% | | 17-120 | 4 | 44 |
| 2,4-Dinitrotoluene | 76.37 | 75.00 | ug/L | 102% | | 69-127 | 0 | 40 |
| Pentachlorophenol | 72.97 | 75.00 | ug/L | 97% | | 51-120 | 2 | 42 |
| Pyrene | 72.41 | 75.00 | ug/L | 97% | | 68-123 | 4 | 39 |
| Chrysene | 68.58 | 75.00 | ug/L | 91% | | 66-120 | 1 | 38 |
| Benzo(b)fluoranthene | 73.99 | 75.00 | ug/L | 99% | | 67-120 | 4 | 39 |
| **Surrogates** | | | | | | | | |
| 2-Fluorophenol | 16.75 | 40.00 | ug/L | 42% | | 15-120 | | |
| Phenol-d6 | 11.90 | 40.00 | ug/L | 30% | | 15-120 | | |
| 2,4,6-Tribromophenol | 43.67 | 40.00 | ug/L | 109% | | 15-140 | | |
| Nitrobenzene-d5 | 25.53 | 40.00 | ug/L | 64% | | 15-123 | | |
| 2-Fluorobiphenyl | 27.02 | 40.00 | ug/L | 68% | | 15-120 | | |
| Terphenyl-d14 | 36.44 | 40.00 | ug/L | 91% | | 15-120 | | |

ENTHALPY ANALYTICAL

# Batch QC

| Type: Blank | Lab ID: QC1343341 | Batch: 396145 |
|---|---|---|
| Matrix: Water | | |

| QC1343341 Analyte | Result | Qual | Units | RL | MDL | Prepared | Analyzed |
|---|---|---|---|---|---|---|---|
| Method: EPA 8081A<br>Prep Method: EPA 3510C | | | | | | | |
| alpha-BHC | ND | | ug/L | 0.05 | 0.02 | 02/23/26 | 02/23/26 |
| beta-BHC | ND | | ug/L | 0.05 | 0.01 | 02/23/26 | 02/23/26 |
| gamma-BHC | ND | | ug/L | 0.05 | 0.01 | 02/23/26 | 02/23/26 |
| delta-BHC | ND | | ug/L | 0.05 | 0.01 | 02/23/26 | 02/23/26 |
| Heptachlor | ND | | ug/L | 0.05 | 0.01 | 02/23/26 | 02/23/26 |
| Aldrin | ND | | ug/L | 0.05 | 0.01 | 02/23/26 | 02/23/26 |
| Heptachlor epoxide | ND | | ug/L | 0.05 | 0.01 | 02/23/26 | 02/23/26 |
| Endosulfan I | ND | | ug/L | 0.05 | 0.01 | 02/23/26 | 02/23/26 |
| Dieldrin | ND | | ug/L | 0.1 | 0.01 | 02/23/26 | 02/23/26 |
| 4,4'-DDE | ND | | ug/L | 0.1 | 0.01 | 02/23/26 | 02/23/26 |
| Endrin | ND | | ug/L | 0.1 | 0.01 | 02/23/26 | 02/23/26 |
| Endosulfan II | ND | | ug/L | 0.1 | 0.02 | 02/23/26 | 02/23/26 |
| Endosulfan sulfate | ND | | ug/L | 0.1 | 0.02 | 02/23/26 | 02/23/26 |
| 4,4'-DDD | ND | | ug/L | 0.1 | 0.02 | 02/23/26 | 02/23/26 |
| Endrin aldehyde | ND | | ug/L | 0.1 | 0.03 | 02/23/26 | 02/23/26 |
| Endrin ketone | ND | | ug/L | 0.1 | 0.03 | 02/23/26 | 02/23/26 |
| 4,4'-DDT | ND | | ug/L | 0.1 | 0.08 | 02/23/26 | 02/23/26 |
| Methoxychlor | ND | | ug/L | 0.1 | 0.04 | 02/23/26 | 02/23/26 |
| Toxaphene | ND | | ug/L | 2.0 | 0.6 | 02/23/26 | 02/23/26 |
| Chlordane (Technical) | ND | | ug/L | 1.0 | 0.2 | 02/23/26 | 02/23/26 |
| **Surrogates** | | | | **Limits** | | | |
| TCMX | 71% | | %REC | 29-120 | | 02/23/26 | 02/23/26 |
| Decachlorobiphenyl | 104% | | %REC | 33-132 | | 02/23/26 | 02/23/26 |
| Method: EPA 8082<br>Prep Method: EPA 3510C | | | | | | | |
| Aroclor-1016 | ND | | ug/L | 0.50 | 0.30 | 02/23/26 | 02/23/26 |
| Aroclor-1221 | ND | | ug/L | 0.50 | 0.47 | 02/23/26 | 02/23/26 |
| Aroclor-1232 | ND | | ug/L | 0.50 | 0.27 | 02/23/26 | 02/23/26 |
| Aroclor-1242 | ND | | ug/L | 0.50 | 0.29 | 02/23/26 | 02/23/26 |
| Aroclor-1248 | ND | | ug/L | 0.50 | 0.24 | 02/23/26 | 02/23/26 |
| Aroclor-1254 | ND | | ug/L | 0.50 | 0.27 | 02/23/26 | 02/23/26 |
| Aroclor-1260 | ND | | ug/L | 0.50 | 0.33 | 02/23/26 | 02/23/26 |
| Aroclor-1262 | ND | | ug/L | 0.50 | 0.29 | 02/23/26 | 02/23/26 |
| Aroclor-1268 | ND | | ug/L | 0.50 | 0.26 | 02/23/26 | 02/23/26 |
| **Surrogates** | | | | **Limits** | | | |
| Decachlorobiphenyl (PCB) | 99% | | %REC | 28-138 | | 02/23/26 | 02/23/26 |

ENTHALPY ANALYTICAL

# Batch QC

| | | | | | |
|---|---|---|---|---|---|
| **Type:** | **Lab Control Sample** | **Lab ID:** | **QC1343342** | **Batch:** | **396145** |
| **Matrix:** | **Water** | **Method:** | **EPA 8081A** | **Prep Method:** | **EPA 3510C** |

| QC1343342 Analyte | Result | Spiked | Units | Recovery | Qual | Limits |
|---|---|---|---|---|---|---|
| alpha-BHC | 0.5424 | 0.5000 | ug/L | 108% | | 66-121 |
| beta-BHC | 0.4844 | 0.5000 | ug/L | 97% | | 73-120 |
| gamma-BHC | 0.5321 | 0.5000 | ug/L | 106% | | 68-125 |
| delta-BHC | 0.5458 | 0.5000 | ug/L | 109% | | 68-131 |
| Heptachlor | 0.4769 | 0.5000 | ug/L | 95% | | 63-120 |
| Aldrin | 0.4688 | 0.5000 | ug/L | 94% | | 56-120 |
| Heptachlor epoxide | 0.4637 | 0.5000 | ug/L | 93% | | 65-120 |
| Endosulfan I | 0.4827 | 0.5000 | ug/L | 97% | | 68-124 |
| Dieldrin | 0.4663 | 0.5000 | ug/L | 93% | | 66-124 |
| 4,4'-DDE | 0.5000 | 0.5000 | ug/L | 100% | | 67-131 |
| Endrin | 0.4772 | 0.5000 | ug/L | 95% | | 68-135 |
| Endosulfan II | 0.4732 | 0.5000 | ug/L | 95% | | 71-130 |
| Endosulfan sulfate | 0.4951 | 0.5000 | ug/L | 99% | | 68-128 |
| 4,4'-DDD | 0.4834 | 0.5000 | ug/L | 97% | | 65-130 |
| Endrin aldehyde | 0.4532 | 0.5000 | ug/L | 91% | | 67-124 |
| Endrin ketone | 0.5627 | 0.5000 | ug/L | 113% | | 69-137 |
| 4,4'-DDT | 0.4139 | 0.5000 | ug/L | 83% | | 65-136 |
| Methoxychlor | 0.4310 | 0.5000 | ug/L | 86% | | 69-150 |
| **Surrogates** | | | | | | |
| TCMX | 0.4094 | 0.5000 | ug/L | 82% | | 29-120 |
| Decachlorobiphenyl | 0.4806 | 0.5000 | ug/L | 96% | | 33-132 |

ENTHALPY ANALYTICAL

# Batch QC

| Type: | Lab Control Sample Duplicate | Lab ID: | QC1343343 | Batch: | 396145 |
|---|---|---|---|---|---|
| Matrix: | Water | Method: | EPA 8081A | Prep Method: | EPA 3510C |

| QC1343343 Analyte | Result | Spiked | Units | Recovery | Qual | Limits | RPD | RPD Lim |
|---|---|---|---|---|---|---|---|---|
| alpha-BHC | 0.5644 | 0.5000 | ug/L | 113% | | 66-121 | 4 | 20 |
| beta-BHC | 0.5101 | 0.5000 | ug/L | 102% | | 73-120 | 5 | 20 |
| gamma-BHC | 0.5582 | 0.5000 | ug/L | 112% | | 68-125 | 5 | 20 |
| delta-BHC | 0.5712 | 0.5000 | ug/L | 114% | | 68-131 | 5 | 20 |
| Heptachlor | 0.5096 | 0.5000 | ug/L | 102% | | 63-120 | 7 | 24 |
| Aldrin | 0.4806 | 0.5000 | ug/L | 96% | | 56-120 | 2 | 30 |
| Heptachlor epoxide | 0.4960 | 0.5000 | ug/L | 99% | | 65-120 | 7 | 20 |
| Endosulfan I | 0.5140 | 0.5000 | ug/L | 103% | | 68-124 | 6 | 20 |
| Dieldrin | 0.4995 | 0.5000 | ug/L | 100% | | 66-124 | 7 | 22 |
| 4,4'-DDE | 0.5419 | 0.5000 | ug/L | 108% | | 67-131 | 8 | 21 |
| Endrin | 0.5260 | 0.5000 | ug/L | 105% | | 68-135 | 10 | 20 |
| Endosulfan II | 0.5266 | 0.5000 | ug/L | 105% | | 71-130 | 11 | 21 |
| Endosulfan sulfate | 0.5638 | 0.5000 | ug/L | 113% | | 68-128 | 13 | 21 |
| 4,4'-DDD | 0.5506 | 0.5000 | ug/L | 110% | | 65-130 | 13 | 22 |
| Endrin aldehyde | 0.5085 | 0.5000 | ug/L | 102% | | 67-124 | 12 | 20 |
| Endrin ketone | 0.6573 | 0.5000 | ug/L | 131% | | 69-137 | 16 | 21 |
| 4,4'-DDT | 0.4729 | 0.5000 | ug/L | 95% | | 65-136 | 13 | 23 |
| Methoxychlor | 0.5087 | 0.5000 | ug/L | 102% | | 69-150 | 17 | 23 |
| **Surrogates** | | | | | | | | |
| TCMX | 0.4301 | 0.5000 | ug/L | 86% | | 29-120 | | |
| Decachlorobiphenyl | 0.5867 | 0.5000 | ug/L | 117% | | 33-132 | | |

| Type: | Lab Control Sample | Lab ID: | QC1343344 | Batch: | 396145 |
|---|---|---|---|---|---|
| Matrix: | Water | Method: | EPA 8082 | Prep Method: | EPA 3510C |

| QC1343344 Analyte | Result | Spiked | Units | Recovery | Qual | Limits |
|---|---|---|---|---|---|---|
| Aroclor-1016 | 5.023 | 5.000 | ug/L | 100% | | 69-120 |
| Aroclor-1260 | 5.200 | 5.000 | ug/L | 104% | | 72-124 |
| **Surrogates** | | | | | | |
| Decachlorobiphenyl (PCB) | 0.4936 | 0.5000 | ug/L | 99% | | 28-138 |

| Type: | Lab Control Sample Duplicate | Lab ID: | QC1343345 | Batch: | 396145 |
|---|---|---|---|---|---|
| Matrix: | Water | Method: | EPA 8082 | Prep Method: | EPA 3510C |

| QC1343345 Analyte | Result | Spiked | Units | Recovery | Qual | Limits | RPD | RPD Lim |
|---|---|---|---|---|---|---|---|---|
| Aroclor-1016 | 5.395 | 5.000 | ug/L | 108% | | 69-120 | 7 | 22 |
| Aroclor-1260 | 5.938 | 5.000 | ug/L | 119% | | 72-124 | 13 | 25 |
| **Surrogates** | | | | | | | | |
| Decachlorobiphenyl (PCB) | 0.5882 | 0.5000 | ug/L | 118% | | 28-138 | | |

ENTHALPY ANALYTICAL

# Batch QC

| Type: Lab Control Sample | Lab ID: QC1343406 | Batch: 396163 |
|---|---|---|
| Matrix: Water | Method: EPA 8260B | Prep Method: EPA 5030B |

| QC1343406 Analyte | Result | Spiked | Units | Recovery | Qual | Limits |
|---|---|---|---|---|---|---|
| 1,1-Dichloroethene | 51.77 | 50.00 | ug/L | 104% | | 69-128 |
| MTBE | 43.51 | 50.00 | ug/L | 87% | | 66-125 |
| Benzene | 48.13 | 50.00 | ug/L | 96% | | 76-121 |
| Trichloroethene | 51.74 | 50.00 | ug/L | 103% | | 76-124 |
| Toluene | 46.77 | 50.00 | ug/L | 94% | | 76-120 |
| Chlorobenzene | 48.64 | 50.00 | ug/L | 97% | | 78-120 |
| **Surrogates** | | | | | | |
| Dibromofluoromethane | 52.37 | 50.00 | ug/L | 105% | | 70-130 |
| 1,2-Dichloroethane-d4 | 48.19 | 50.00 | ug/L | 96% | | 70-130 |
| Toluene-d8 | 49.76 | 50.00 | ug/L | 100% | | 70-130 |
| Bromofluorobenzene | 49.23 | 50.00 | ug/L | 98% | | 70-130 |

| Type: Lab Control Sample Duplicate | Lab ID: QC1343407 | Batch: 396163 |
|---|---|---|
| Matrix: Water | Method: EPA 8260B | Prep Method: EPA 5030B |

| QC1343407 Analyte | Result | Spiked | Units | Recovery | Qual | Limits | RPD | RPD Lim |
|---|---|---|---|---|---|---|---|---|
| 1,1-Dichloroethene | 49.52 | 50.00 | ug/L | 99% | | 69-128 | 4 | 23 |
| MTBE | 40.60 | 50.00 | ug/L | 81% | | 66-125 | 7 | 22 |
| Benzene | 45.72 | 50.00 | ug/L | 91% | | 76-121 | 5 | 21 |
| Trichloroethene | 49.21 | 50.00 | ug/L | 98% | | 76-124 | 5 | 22 |
| Toluene | 44.14 | 50.00 | ug/L | 88% | | 76-120 | 6 | 21 |
| Chlorobenzene | 46.17 | 50.00 | ug/L | 92% | | 78-120 | 5 | 20 |
| **Surrogates** | | | | | | | | |
| Dibromofluoromethane | 52.77 | 50.00 | ug/L | 106% | | 70-130 | | |
| 1,2-Dichloroethane-d4 | 48.31 | 50.00 | ug/L | 97% | | 70-130 | | |
| Toluene-d8 | 48.81 | 50.00 | ug/L | 98% | | 70-130 | | |
| Bromofluorobenzene | 49.11 | 50.00 | ug/L | 98% | | 70-130 | | |

ENTHALPY ANALYTICAL

# Batch QC

| | | | |
|---|---|---|---|
| **Type:** Blank | **Lab ID:** QC1343409 | **Batch:** 396163 | |
| **Matrix:** Water | **Method:** EPA 8260B | **Prep Method:** EPA 5030B | |

| QC1343409 Analyte | Result | Qual | Units | RL | MDL | Prepared | Analyzed |
|---|---|---|---|---|---|---|---|
| Carbon Disulfide | ND | | ug/L | 5.0 | 0.3 | 02/23/26 | 02/23/26 |
| Chloroprene | ND | | ug/L | 200 | 0.3 | 02/23/26 | 02/23/26 |
| 3-Chloropropene | ND | | ug/L | 5.0 | 0.2 | 02/23/26 | 02/23/26 |
| Ethyl methacrylate | ND | | ug/L | 50 | 2.4 | 02/23/26 | 02/23/26 |
| Ethanol | ND | | ug/L | 500 | 130 | 02/23/26 | 02/23/26 |
| 2-Hexanone | ND | | ug/L | 5.0 | 0.6 | 02/23/26 | 02/23/26 |
| Isopropanol (IPA) | ND | | ug/L | 200 | 40 | 02/23/26 | 02/23/26 |
| Methyl acrylonitrile | ND | | ug/L | 35 | 1.3 | 02/23/26 | 02/23/26 |
| Vinyl Acetate | ND | | ug/L | 50 | 2.4 | 02/23/26 | 02/23/26 |
| Acrolein | ND | | ug/L | 200 | 2.0 | 02/23/26 | 02/23/26 |
| Acrylonitrile | ND | | ug/L | 10 | 0.3 | 02/23/26 | 02/23/26 |
| Freon 12 | ND | | ug/L | 5.0 | 0.2 | 02/23/26 | 02/23/26 |
| Chloromethane | ND | | ug/L | 5.0 | 0.1 | 02/23/26 | 02/23/26 |
| Vinyl Chloride | ND | | ug/L | 5.0 | 0.1 | 02/23/26 | 02/23/26 |
| Bromomethane | ND | | ug/L | 5.0 | 0.3 | 02/23/26 | 02/23/26 |
| Chloroethane | ND | | ug/L | 5.0 | 0.05 | 02/23/26 | 02/23/26 |
| Trichlorofluoromethane | ND | | ug/L | 5.0 | 0.08 | 02/23/26 | 02/23/26 |
| Iodomethane | ND | | ug/L | 5.0 | | 02/23/26 | 02/23/26 |
| Acetone | ND | | ug/L | 100 | 8.8 | 02/23/26 | 02/23/26 |
| Freon 113 | ND | | ug/L | 5.0 | 0.1 | 02/23/26 | 02/23/26 |
| 1,1-Dichloroethene | ND | | ug/L | 5.0 | 0.1 | 02/23/26 | 02/23/26 |
| Methylene Chloride | ND | | ug/L | 10 | 0.2 | 02/23/26 | 02/23/26 |
| MTBE | ND | | ug/L | 5.0 | 0.1 | 02/23/26 | 02/23/26 |
| trans-1,2-Dichloroethene | ND | | ug/L | 5.0 | 0.1 | 02/23/26 | 02/23/26 |
| 1,1-Dichloroethane | ND | | ug/L | 5.0 | 0.07 | 02/23/26 | 02/23/26 |
| 2-Butanone | ND | | ug/L | 10 | 0.9 | 02/23/26 | 02/23/26 |
| cis-1,2-Dichloroethene | ND | | ug/L | 5.0 | 0.09 | 02/23/26 | 02/23/26 |
| 2,2-Dichloropropane | ND | | ug/L | 5.0 | 0.09 | 02/23/26 | 02/23/26 |
| Chloroform | ND | | ug/L | 5.0 | 0.07 | 02/23/26 | 02/23/26 |
| Bromochloromethane | ND | | ug/L | 5.0 | 0.1 | 02/23/26 | 02/23/26 |
| 1,1,1-Trichloroethane | ND | | ug/L | 5.0 | 0.03 | 02/23/26 | 02/23/26 |
| 1,1-Dichloropropene | ND | | ug/L | 5.0 | 0.08 | 02/23/26 | 02/23/26 |
| Carbon Tetrachloride | ND | | ug/L | 5.0 | 0.07 | 02/23/26 | 02/23/26 |
| 1,2-Dichloroethane | ND | | ug/L | 5.0 | 0.09 | 02/23/26 | 02/23/26 |
| Benzene | ND | | ug/L | 1.0 | 0.07 | 02/23/26 | 02/23/26 |
| Trichloroethene | ND | | ug/L | 5.0 | 0.05 | 02/23/26 | 02/23/26 |
| 1,2-Dichloropropane | ND | | ug/L | 5.0 | 0.07 | 02/23/26 | 02/23/26 |
| Bromodichloromethane | ND | | ug/L | 5.0 | 0.05 | 02/23/26 | 02/23/26 |
| Dibromomethane | ND | | ug/L | 5.0 | 0.1 | 02/23/26 | 02/23/26 |
| 4-Methyl-2-Pentanone | ND | | ug/L | 5.0 | 0.5 | 02/23/26 | 02/23/26 |
| cis-1,3-Dichloropropene | ND | | ug/L | 5.0 | 0.08 | 02/23/26 | 02/23/26 |
| Toluene | ND | | ug/L | 5.0 | 0.05 | 02/23/26 | 02/23/26 |
| trans-1,3-Dichloropropene | ND | | ug/L | 5.0 | 0.03 | 02/23/26 | 02/23/26 |
| 1,1,2-Trichloroethane | ND | | ug/L | 5.0 | 0.06 | 02/23/26 | 02/23/26 |
| 1,3-Dichloropropane | ND | | ug/L | 5.0 | 0.1 | 02/23/26 | 02/23/26 |
| Tetrachloroethene | ND | | ug/L | 5.0 | 0.09 | 02/23/26 | 02/23/26 |
| Dibromochloromethane | ND | | ug/L | 5.0 | 0.07 | 02/23/26 | 02/23/26 |

ENTHALPY ANALYTICAL

## Batch QC

| QC1343409 Analyte | Result | Qual | Units | RL | MDL | Prepared | Analyzed |
|---|---|---|---|---|---|---|---|
| 1,2-Dibromoethane | ND | | ug/L | 5.0 | 0.07 | 02/23/26 | 02/23/26 |
| Chlorobenzene | ND | | ug/L | 5.0 | 0.05 | 02/23/26 | 02/23/26 |
| 1,1,1,2-Tetrachloroethane | ND | | ug/L | 5.0 | 0.06 | 02/23/26 | 02/23/26 |
| Ethylbenzene | ND | | ug/L | 5.0 | 0.04 | 02/23/26 | 02/23/26 |
| m,p-Xylenes | ND | | ug/L | 5.0 | 0.1 | 02/23/26 | 02/23/26 |
| o-Xylene | ND | | ug/L | 5.0 | 0.06 | 02/23/26 | 02/23/26 |
| Styrene | ND | | ug/L | 5.0 | 0.06 | 02/23/26 | 02/23/26 |
| Bromoform | ND | | ug/L | 5.0 | 0.08 | 02/23/26 | 02/23/26 |
| Isopropylbenzene | ND | | ug/L | 5.0 | 0.06 | 02/23/26 | 02/23/26 |
| 1,1,2,2-Tetrachloroethane | ND | | ug/L | 5.0 | 0.06 | 02/23/26 | 02/23/26 |
| 1,2,3-Trichloropropane | ND | | ug/L | 5.0 | 0.09 | 02/23/26 | 02/23/26 |
| Propylbenzene | ND | | ug/L | 5.0 | 0.05 | 02/23/26 | 02/23/26 |
| Bromobenzene | ND | | ug/L | 5.0 | 0.06 | 02/23/26 | 02/23/26 |
| 1,3,5-Trimethylbenzene | ND | | ug/L | 5.0 | 0.08 | 02/23/26 | 02/23/26 |
| 2-Chlorotoluene | ND | | ug/L | 5.0 | 0.07 | 02/23/26 | 02/23/26 |
| 4-Chlorotoluene | ND | | ug/L | 5.0 | 0.08 | 02/23/26 | 02/23/26 |
| tert-Butylbenzene | ND | | ug/L | 5.0 | 0.07 | 02/23/26 | 02/23/26 |
| 1,2,4-Trimethylbenzene | ND | | ug/L | 5.0 | 0.07 | 02/23/26 | 02/23/26 |
| sec-Butylbenzene | ND | | ug/L | 5.0 | 0.06 | 02/23/26 | 02/23/26 |
| para-Isopropyl Toluene | ND | | ug/L | 5.0 | 0.05 | 02/23/26 | 02/23/26 |
| 1,3-Dichlorobenzene | ND | | ug/L | 5.0 | 0.06 | 02/23/26 | 02/23/26 |
| 1,4-Dichlorobenzene | ND | | ug/L | 5.0 | 0.07 | 02/23/26 | 02/23/26 |
| n-Butylbenzene | ND | | ug/L | 5.0 | 0.08 | 02/23/26 | 02/23/26 |
| 1,2-Dichlorobenzene | ND | | ug/L | 5.0 | 0.04 | 02/23/26 | 02/23/26 |
| 1,2-Dibromo-3-Chloropropane | ND | | ug/L | 5.0 | 0.3 | 02/23/26 | 02/23/26 |
| 1,2,4-Trichlorobenzene | ND | | ug/L | 5.0 | 0.1 | 02/23/26 | 02/23/26 |
| Hexachlorobutadiene | ND | | ug/L | 5.0 | 0.06 | 02/23/26 | 02/23/26 |
| 1,2,3-Trichlorobenzene | ND | | ug/L | 5.0 | 0.09 | 02/23/26 | 02/23/26 |
| cis-1,4-Dichloro-2-butene | ND | | ug/L | 5.0 | 0.3 | 02/23/26 | 02/23/26 |
| trans-1,4-Dichloro-2-butene | ND | | ug/L | 5.0 | 0.2 | 02/23/26 | 02/23/26 |
| Xylene (total) | ND | | ug/L | 5.0 | | 02/23/26 | 02/23/26 |
| **Surrogates** | | | | **Limits** | | | |
| Dibromofluoromethane | 114% | | %REC | 70-130 | | 02/23/26 | 02/23/26 |
| 1,2-Dichloroethane-d4 | 100% | | %REC | 70-130 | | 02/23/26 | 02/23/26 |
| Toluene-d8 | 96% | | %REC | 70-130 | | 02/23/26 | 02/23/26 |
| Bromofluorobenzene | 94% | | %REC | 70-130 | | 02/23/26 | 02/23/26 |

ENTHALPY ANALYTICAL

# Batch QC

| Type: | Matrix Spike | Lab ID: | QC1343418 | Batch: | 396163 |
|---|---|---|---|---|---|
| Matrix (Source ID): | Water (553839-001) | Method: | EPA 8260B | Prep Method: | EPA 5030B |

| QC1343418 Analyte | Result | Source Sample Result | Spiked | Units | Recovery | Qual | Limits | DF |
|---|---|---|---|---|---|---|---|---|
| 1,1-Dichloroethene | 19.44 | ND | 20.00 | ug/L | 97% | | 62-131 | 1 |
| MTBE | 17.09 | ND | 20.00 | ug/L | 85% | | 61-124 | 1 |
| Benzene | 18.74 | ND | 20.00 | ug/L | 94% | | 70-123 | 1 |
| Trichloroethene | 21.13 | ND | 20.00 | ug/L | 106% | | 65-131 | 1 |
| Toluene | 18.20 | ND | 20.00 | ug/L | 91% | | 69-120 | 1 |
| Chlorobenzene | 18.98 | ND | 20.00 | ug/L | 95% | | 72-121 | 1 |
| **Surrogates** | | | | | | | | |
| Dibromofluoromethane | 51.10 | | 50.00 | ug/L | 102% | | 70-130 | 1 |
| 1,2-Dichloroethane-d4 | 47.23 | | 50.00 | ug/L | 94% | | 70-130 | 1 |
| Toluene-d8 | 49.01 | | 50.00 | ug/L | 98% | | 70-130 | 1 |
| Bromofluorobenzene | 50.30 | | 50.00 | ug/L | 101% | | 70-130 | 1 |

| Type: | Matrix Spike Duplicate | Lab ID: | QC1343419 | Batch: | 396163 |
|---|---|---|---|---|---|
| Matrix (Source ID): | Water (553839-001) | Method: | EPA 8260B | Prep Method: | EPA 5030B |

| QC1343419 Analyte | Result | Source Sample Result | Spiked | Units | Recovery | Qual | Limits | RPD | RPD Lim | DF |
|---|---|---|---|---|---|---|---|---|---|---|
| 1,1-Dichloroethene | 21.88 | ND | 20.00 | ug/L | 109% | | 62-131 | 12 | 31 | 1 |
| MTBE | 17.73 | ND | 20.00 | ug/L | 89% | | 61-124 | 4 | 30 | 1 |
| Benzene | 20.30 | ND | 20.00 | ug/L | 101% | | 70-123 | 8 | 31 | 1 |
| Trichloroethene | 21.14 | ND | 20.00 | ug/L | 106% | | 65-131 | 0 | 31 | 1 |
| Toluene | 18.83 | ND | 20.00 | ug/L | 94% | | 69-120 | 3 | 29 | 1 |
| Chlorobenzene | 20.20 | ND | 20.00 | ug/L | 101% | | 72-121 | 6 | 29 | 1 |
| **Surrogates** | | | | | | | | | | |
| Dibromofluoromethane | 53.44 | | 50.00 | ug/L | 107% | | 70-130 | | | 1 |
| 1,2-Dichloroethane-d4 | 50.74 | | 50.00 | ug/L | 101% | | 70-130 | | | 1 |
| Toluene-d8 | 49.20 | | 50.00 | ug/L | 98% | | 70-130 | | | 1 |
| Bromofluorobenzene | 48.75 | | 50.00 | ug/L | 97% | | 70-130 | | | 1 |

| Type: | Blank | Lab ID: | QC1343451 | Batch: | 396184 |
|---|---|---|---|---|---|
| Matrix: | Water | Method: | EPA 8270C-SIM | Prep Method: | EPA 3535 |

| QC1343451 Analyte | Result | Qual | Units | RL | MDL | Prepared | Analyzed |
|---|---|---|---|---|---|---|---|
| 1,4-Dioxane | ND | | ug/L | 1.0 | 0.87 | 02/23/26 | 02/23/26 |
| **Surrogates** | | | | **Limits** | | | |
| 1,4-Dioxane-d8 (SUR) | 95% | | %REC | 80-120 | | 02/23/26 | 02/23/26 |

ENTHALPY ANALYTICAL

# Batch QC

| | | | | | |
|---|---|---|---|---|---|
| **Type:** | **Lab Control Sample** | **Lab ID:** | **QC1343452** | **Batch:** | **396184** |
| **Matrix:** | **Water** | **Method:** | **EPA 8270C-SIM** | **Prep Method:** | **EPA 3535** |

| QC1343452 Analyte | Result | Spiked | Units | Recovery | Qual | Limits |
|---|---|---|---|---|---|---|
| 1,4-Dioxane | 14.37 | 10.00 | ug/L | 144% | * | 79-120 |
| **Surrogates** | | | | | | |
| 1,4-Dioxane-d8 (SUR) | 9.778 | 10.00 | ug/L | 98% | | 80-120 |

| | | | | | |
|---|---|---|---|---|---|
| **Type:** | **Lab Control Sample Duplicate** | **Lab ID:** | **QC1343453** | **Batch:** | **396184** |
| **Matrix:** | **Water** | **Method:** | **EPA 8270C-SIM** | **Prep Method:** | **EPA 3535** |

| QC1343453 Analyte | Result | Spiked | Units | Recovery | Qual | Limits | RPD | RPD Lim |
|---|---|---|---|---|---|---|---|---|
| 1,4-Dioxane | 11.71 | 10.00 | ug/L | 117% | | 79-120 | 20 | 20 |
| **Surrogates** | | | | | | | | |
| 1,4-Dioxane-d8 (SUR) | 9.677 | 10.00 | ug/L | 97% | | 80-120 | | |

| | | | | | |
|---|---|---|---|---|---|
| **Type:** | **Blank** | **Lab ID:** | **QC1343858** | **Batch:** | **396304** |
| **Matrix:** | **Water** | **Method:** | **SM 4500-CN-E** | **Prep Method:** | **METHOD** |

| QC1343858 Analyte | Result | Qual | Units | RL | MDL | Prepared | Analyzed |
|---|---|---|---|---|---|---|---|
| Cyanide | 0.0025 | J | mg/L | 0.0050 | 0.0017 | 02/24/26 | 02/25/26 |

| | | | | | |
|---|---|---|---|---|---|
| **Type:** | **Lab Control Sample** | **Lab ID:** | **QC1343859** | **Batch:** | **396304** |
| **Matrix:** | **Water** | **Method:** | **SM 4500-CN-E** | **Prep Method:** | **METHOD** |

| QC1343859 Analyte | Result | Spiked | Units | Recovery | Qual | Limits |
|---|---|---|---|---|---|---|
| Cyanide | 0.09980 | 0.1000 | mg/L | 100% | | 85-115 |

| | | | | | |
|---|---|---|---|---|---|
| **Type:** | **Matrix Spike** | **Lab ID:** | **QC1343860** | **Batch:** | **396304** |
| **Matrix (Source ID):** | **Drinking Water (553823-001)** | **Method:** | **SM 4500-CN-E** | **Prep Method:** | **METHOD** |

| QC1343860 Analyte | Result | Source Sample Result | Spiked | Units | Recovery | Qual | Limits | DF |
|---|---|---|---|---|---|---|---|---|
| Cyanide | 0.1036 | ND | 0.1000 | mg/L | 104% | | 80-120 | 0.5 |

| | | | | | |
|---|---|---|---|---|---|
| **Type:** | **Matrix Spike Duplicate** | **Lab ID:** | **QC1343861** | **Batch:** | **396304** |
| **Matrix (Source ID):** | **Drinking Water (553823-001)** | **Method:** | **SM 4500-CN-E** | **Prep Method:** | **METHOD** |

| QC1343861 Analyte | Result | Source Sample Result | Spiked | Units | Recovery | Qual | Limits | RPD | RPD Lim | DF |
|---|---|---|---|---|---|---|---|---|---|---|
| Cyanide | 0.1045 | ND | 0.1000 | mg/L | 105% | | 80-120 | 1 | 20 | 0.5 |

ENTHALPY ANALYTICAL

# Batch QC

| | | | | | |
|---|---|---|---|---|---|
| **Type:** | **Matrix Spike** | **Lab ID:** | **QC1344081** | **Batch:** | **396304** |
| **Matrix (Source ID):** | **Drinking Water (553824-001)** | **Method:** | **SM 4500-CN-E** | **Prep Method:** | **METHOD** |

| QC1344081 Analyte | Result | Source Sample Result | Spiked | Units | Recovery | Qual | Limits | DF |
|---|---|---|---|---|---|---|---|---|
| Cyanide | 0.1050 | ND | 0.1000 | mg/L | 105% | | 80-120 | 0.5 |

| | | | | | |
|---|---|---|---|---|---|
| **Type:** | **Matrix Spike Duplicate** | **Lab ID:** | **QC1344082** | **Batch:** | **396304** |
| **Matrix (Source ID):** | **Drinking Water (553824-001)** | **Method:** | **SM 4500-CN-E** | **Prep Method:** | **METHOD** |

| QC1344082 Analyte | Result | Source Sample Result | Spiked | Units | Recovery | Qual | Limits | RPD | RPD Lim | DF |
|---|---|---|---|---|---|---|---|---|---|---|
| Cyanide | 0.09818 | ND | 0.1000 | mg/L | 98% | | 80-120 | 7 | 20 | 0.5 |

| | | | | | |
|---|---|---|---|---|---|
| **Type:** | **Blank** | **Lab ID:** | **QC1343750** | **Batch:** | **396280** |
| **Matrix:** | **Water** | **Method:** | **SM 4500-S2-D** | **Prep Method:** | **METHOD** |

| QC1343750 Analyte | Result | Qual | Units | RL | MDL | Prepared | Analyzed |
|---|---|---|---|---|---|---|---|
| Sulfide | ND | | mg/L | 0.10 | | 02/24/26 | 02/24/26 |

| | | | | | |
|---|---|---|---|---|---|
| **Type:** | **Lab Control Sample** | **Lab ID:** | **QC1343751** | **Batch:** | **396280** |
| **Matrix:** | **Water** | **Method:** | **SM 4500-S2-D** | **Prep Method:** | **METHOD** |

| QC1343751 Analyte | Result | Spiked | Units | Recovery | Qual | Limits |
|---|---|---|---|---|---|---|
| Sulfide | 0.9000 | 1.000 | mg/L | 90% | | 90-110 |

| | | | | | |
|---|---|---|---|---|---|
| **Type:** | **Matrix Spike** | **Lab ID:** | **QC1343771** | **Batch:** | **396280** |
| **Matrix (Source ID):** | **Water (553952-001)** | **Method:** | **SM 4500-S2-D** | **Prep Method:** | **METHOD** |

| QC1343771 Analyte | Result | Source Sample Result | Spiked | Units | Recovery | Qual | Limits | DF |
|---|---|---|---|---|---|---|---|---|
| Sulfide | 0.9000 | ND | 1.000 | mg/L | 90% | | 80-120 | 1 |

| | | | | | |
|---|---|---|---|---|---|
| **Type:** | **Matrix Spike Duplicate** | **Lab ID:** | **QC1343772** | **Batch:** | **396280** |
| **Matrix (Source ID):** | **Water (553952-001)** | **Method:** | **SM 4500-S2-D** | **Prep Method:** | **METHOD** |

| QC1343772 Analyte | Result | Source Sample Result | Spiked | Units | Recovery | Qual | Limits | RPD | RPD Lim | DF |
|---|---|---|---|---|---|---|---|---|---|---|
| Sulfide | 0.8000 | ND | 1.000 | mg/L | 80% | | 80-120 | 12 | 20 | 1 |

| | | | | | |
|---|---|---|---|---|---|
| **Type:** | **Blank** | **Lab ID:** | **QC1343670** | **Batch:** | **396259** |
| **Matrix:** | **Sea Water** | **Method:** | **SM 5310B** | **Prep Method:** | **SM 5310B** |

| QC1343670 Analyte | Result | Qual | Units | RL | MDL | Prepared | Analyzed |
|---|---|---|---|---|---|---|---|
| Total Organic Carbon | ND | | mg/L | 1.0 | 0.49 | 02/24/26 | 02/24/26 |

ENTHALPY ANALYTICAL

# Batch QC

| Type: Lab Control Sample | Lab ID: QC1343671 | Batch: 396259 |
|---|---|---|
| Matrix: Sea Water | Method: SM 5310B | Prep Method: SM 5310B |

| QC1343671 Analyte | Result | Spiked | Units | Recovery | Qual | Limits |
|---|---|---|---|---|---|---|
| Total Organic Carbon | 22.33 | 25.00 | mg/L | 89% | | 85-115 |

| Type: Matrix Spike | Lab ID: QC1343672 | Batch: 396259 |
|---|---|---|
| Matrix (Source ID): Water (553960-001) | Method: SM 5310B | Prep Method: SM 5310B |

| QC1343672 Analyte | Result | Source Sample Result | Spiked | Units | Recovery | Qual | Limits | DF |
|---|---|---|---|---|---|---|---|---|
| Total Organic Carbon | 60,900 | 46610 | 12500 | mg/L | 114% | | 75-125 | 500 |

| Type: Matrix Spike Duplicate | Lab ID: QC1343673 | Batch: 396259 |
|---|---|---|
| Matrix (Source ID): Water (553960-001) | Method: SM 5310B | Prep Method: SM 5310B |

| QC1343673 Analyte | Result | Source Sample Result | Spiked | Units | Recovery | Qual | Limits | RPD | RPD Lim | DF |
|---|---|---|---|---|---|---|---|---|---|---|
| Total Organic Carbon | 62,150 | 46610 | 12500 | mg/L | 124% | | 75-125 | 2 | 25 | 500 |

| Type: Sample Duplicate | Lab ID: QC1343690 | Batch: 396263 |
|---|---|---|
| Matrix (Source ID): Water (553952-001) | Method: SM2130B | |

| QC1343690 Analyte | Result | Source Sample Result | Units | Qual | RPD | RPD Lim | DF |
|---|---|---|---|---|---|---|---|
| Turbidity | 138.0 | 132.0 | NTU | | 4 | 20 | 1 |

| Type: Blank | Lab ID: QC1343410 | Batch: 396165 |
|---|---|---|
| Matrix: Water | Method: SM2320B | Prep Method: METHOD |

| QC1343410 Analyte | Result | Qual | Units | RL | MDL | Prepared | Analyzed |
|---|---|---|---|---|---|---|---|
| Bicarbonate | ND | | mg/L | 2.4 | | 02/23/26 | 02/23/26 |
| Alkalinity, Total as CaCO3 | ND | | mg/L | 2.0 | | 02/23/26 | 02/23/26 |

| Type: Lab Control Sample | Lab ID: QC1343411 | Batch: 396165 |
|---|---|---|
| Matrix: Water | Method: SM2320B | Prep Method: METHOD |

| QC1343411 Analyte | Result | Spiked | Units | Recovery | Qual | Limits |
|---|---|---|---|---|---|---|
| Alkalinity, Total as CaCO3 | 99.25 | 100.0 | mg/L | 99% | | 90-110 |

ENTHALPY ANALYTICAL

# Batch QC

| Type: | Sample Duplicate | Lab ID: | QC1343412 | Batch: | 396165 |
|---|---|---|---|---|---|
| Matrix (Source ID): | Water (553952-001) | Method: | SM2320B | Prep Method: | METHOD |

| QC1343412 Analyte | Result | Source Sample Result | Units | Qual | RPD | RPD Lim | DF |
|---|---|---|---|---|---|---|---|
| Bicarbonate | 130.1 | 128.3 | mg/L | | 1 | 20 | 2.5 |
| Alkalinity, Total as CaCO3 | 116.5 | 115.0 | mg/L | | 1 | 20 | 2.5 |

| Type: | Sample Duplicate | Lab ID: | QC1343449 | Batch: | 396183 |
|---|---|---|---|---|---|
| Matrix (Source ID): | Water (553952-001) | Method: | SM2510B | Prep Method: | METHOD |

| QC1343449 Analyte | Result | Source Sample Result | Units | Qual | RPD | RPD Lim | DF |
|---|---|---|---|---|---|---|---|
| Specific Conductance | 691.2 | 690.2 | umhos/cm | | 0 | 20 | 1 |

| Type: | Blank | Lab ID: | QC1343442 | Batch: | 396181 |
|---|---|---|---|---|---|
| Matrix: | Water | Method: | SM2540C | Prep Method: | METHOD |

| QC1343442 Analyte | Result | Qual | Units | RL | MDL | Prepared | Analyzed |
|---|---|---|---|---|---|---|---|
| Total Dissolved Solids | ND | | mg/L | 5.0 | | 02/23/26 | 02/24/26 |

| Type: | Lab Control Sample | Lab ID: | QC1343443 | Batch: | 396181 |
|---|---|---|---|---|---|
| Matrix: | Water | Method: | SM2540C | Prep Method: | METHOD |

| QC1343443 Analyte | Result | Spiked | Units | Recovery | Qual | Limits |
|---|---|---|---|---|---|---|
| Total Dissolved Solids | 995.5 | 1000 | mg/L | 100% | | 90-110 |

| Type: | Sample Duplicate | Lab ID: | QC1343444 | Batch: | 396181 |
|---|---|---|---|---|---|
| Matrix (Source ID): | Water (553538-004) | Method: | SM2540C | Prep Method: | METHOD |

| QC1343444 Analyte | Result | Source Sample Result | Units | Qual | RPD | RPD Lim | DF |
|---|---|---|---|---|---|---|---|
| Total Dissolved Solids | 2,554 | 2538 | mg/L | | 1 | 5 | 2 |

| Type: | Blank | Lab ID: | QC1343389 | Batch: | 396148 |
|---|---|---|---|---|---|
| Matrix: | Water | Method: | SM2540D | Prep Method: | METHOD |

| QC1343389 Analyte | Result | Qual | Units | RL | MDL | Prepared | Analyzed |
|---|---|---|---|---|---|---|---|
| Total Suspended Solids | ND | | mg/L | 0.5 | | 02/23/26 | 02/24/26 |

| Type: | Lab Control Sample | Lab ID: | QC1343390 | Batch: | 396148 |
|---|---|---|---|---|---|
| Matrix: | Water | Method: | SM2540D | Prep Method: | METHOD |

| QC1343390 Analyte | Result | Spiked | Units | Recovery | Qual | Limits |
|---|---|---|---|---|---|---|
| Total Suspended Solids | 99.00 | 100.0 | mg/L | 99% | | 90-110 |

ENTHALPY ANALYTICAL

# Batch QC

| Type: | Lab Control Sample Duplicate | Lab ID: | QC1343391 | Batch: | 396148 |
|---|---|---|---|---|---|
| Matrix: | Water | Method: | SM2540D | Prep Method: | METHOD |

| QC1343391 Analyte | Result | Spiked | Units | Recovery | Qual | Limits | RPD | RPD Lim |
|---|---|---|---|---|---|---|---|---|
| Total Suspended Solids | 99.05 | 100.0 | mg/L | 99% | | 90-110 | 0 | 5 |

| Type: | Sample Duplicate | Lab ID: | QC1343394 | Batch: | 396148 |
|---|---|---|---|---|---|
| Matrix (Source ID): | Water (553466-005) | Method: | SM2540D | Prep Method: | METHOD |

| QC1343394 Analyte | Result | Source Sample Result | Units | Qual | RPD | RPD Lim | DF |
|---|---|---|---|---|---|---|---|
| Total Suspended Solids | 51.66 | 50.66 | mg/L | | 2 | 5 | 1 |

| Type: | Sample Duplicate | Lab ID: | QC1343395 | Batch: | 396148 |
|---|---|---|---|---|---|
| Matrix (Source ID): | Water (553466-006) | Method: | SM2540D | Prep Method: | METHOD |

| QC1343395 Analyte | Result | Source Sample Result | Units | Qual | RPD | RPD Lim | DF |
|---|---|---|---|---|---|---|---|
| Total Suspended Solids | 45.33 | 44.00 | mg/L | | 3 | 5 | 1 |

| Type: | Blank | Lab ID: | QC1343331 | Batch: | 396141 |
|---|---|---|---|---|---|
| Matrix: | Water | Method: | SM5210B | Prep Method: | METHOD |

| QC1343331 Analyte | Result | Qual | Units | RL | MDL | Prepared | Analyzed |
|---|---|---|---|---|---|---|---|
| Biochemical Oxygen Demand | ND | | mg/L | 3.0 | | 02/23/26 14:49 | 02/28/26 12:59 |

| Type: | Lab Control Sample | Lab ID: | QC1343332 | Batch: | 396141 |
|---|---|---|---|---|---|
| Matrix: | Water | Method: | SM5210B | Prep Method: | METHOD |

| QC1343332 Analyte | Result | Spiked | Units | Recovery | Qual | Limits |
|---|---|---|---|---|---|---|
| Biochemical Oxygen Demand | 190.9 | 198.0 | mg/L | 96% | | 84.6-115.4 |

| Type: | Sample Duplicate | Lab ID: | QC1343333 | Batch: | 396141 |
|---|---|---|---|---|---|
| Matrix (Source ID): | Water (553345-007) | Method: | SM5210B | Prep Method: | METHOD |

| QC1343333 Analyte | Result | Source Sample Result | Units | Qual | RPD | RPD Lim | DF |
|---|---|---|---|---|---|---|---|
| Biochemical Oxygen Demand | 652.2 | 621.6 | mg/L | | 5 | 30 | 1 |

| Type: | Blank | Lab ID: | QC1343574 | Batch: | 396214 |
|---|---|---|---|---|---|
| Matrix: | Water | Method: | SM5220D | Prep Method: | SM 5220D |

| QC1343574 Analyte | Result | Qual | Units | RL | MDL | Prepared | Analyzed |
|---|---|---|---|---|---|---|---|
| Chemical Oxygen Demand | ND | | mg/L | 4.0 | 2.0 | 02/24/26 | 02/24/26 |

ENTHALPY ANALYTICAL

# Batch QC

| | | |
|---|---|---|
| **Type:** Lab Control Sample | **Lab ID:** QC1343575 | **Batch:** 396214 |
| **Matrix:** Water | **Method:** SM5220D | **Prep Method:** SM 5220D |

| QC1343575 Analyte | Result | Spiked | Units | Recovery | Qual | Limits |
|---|---|---|---|---|---|---|
| Chemical Oxygen Demand | 995.0 | 1000 | mg/L | 100% | | 90-110 |

| | | |
|---|---|---|
| **Type:** Matrix Spike | **Lab ID:** QC1343579 | **Batch:** 396214 |
| **Matrix (Source ID):** Water (553619-001) | **Method:** SM5220D | **Prep Method:** SM 5220D |

| QC1343579 Analyte | Result | Source Sample Result | Spiked | Units | Recovery | Qual | Limits | DF |
|---|---|---|---|---|---|---|---|---|
| Chemical Oxygen Demand | 1,436 | 457.0 | 1000 | mg/L | 98% | | 75-125 | 2 |

| | | |
|---|---|---|
| **Type:** Matrix Spike Duplicate | **Lab ID:** QC1343580 | **Batch:** 396214 |
| **Matrix (Source ID):** Water (553619-001) | **Method:** SM5220D | **Prep Method:** SM 5220D |

| QC1343580 Analyte | Result | Source Sample Result | Spiked | Units | Recovery | Qual | Limits | RPD | RPD Lim | DF |
|---|---|---|---|---|---|---|---|---|---|---|
| Chemical Oxygen Demand | 1,448 | 457.0 | 1000 | mg/L | 99% | | 75-125 | 1 | 20 | 2 |

* Value is outside QC limits

E Response exceeds instrument's linear range

J Estimated value

ND Not Detected

**Laboratory Job Number 553952**

**Subcontracted Products**

**Pace Laboratories**

Date of Report: 03/05/2026

David Tripp

Enthalpy Analytical - Orange
931 West Barkley Avenue
Orange, CA 92868

| | |
|---|---|
| Client Project: | Chiquita Stormwater |
| Pace Project: | Chiquita Canyon Landfill Stormwater |
| Pace Work Order: | 2602790 |
| Invoice ID: | B532152 |

Enclosed are the results of analyses for samples received by the laboratory on 2/24/2026. If you have any questions concerning this report, please feel free to contact me.

Sincerely,

Contact Person: Ragen Williams
Client Service Rep

Steven Bennett
Operations Manager



*The results in this report apply to the samples analyzed in accordance with the chain of custody document. This analytical report must be reproduced in its entirety.*
All results listed in this report are for the exclusive use of the submitting party. Pace Analytical assumes no responsibility for report alteration, separation, detachment or third party interpretation.

# Table of Contents


**Sample Information**

Chain of Custody and Cooler Receipt form ..... 3
Laboratory / Client Sample Cross Reference ..... 5

**Sample Results**

**2602790-01 - SOUTH BASIN - STAGE 1-SW**

Organo-Phosphorus Pesticide Analysis (EPA Method 8141A) ..... 6

**2602790-02 - SOUTH BASIN - STAGE 1-NW**

Organo-Phosphorus Pesticide Analysis (EPA Method 8141A) ..... 7

**2602790-03 - SOUTH BASIN - EASTERN INLET**

Organo-Phosphorus Pesticide Analysis (EPA Method 8141A) ..... 8

**Quality Control Reports**

**Organo-Phosphorus Pesticide Analysis (EPA Method 8141A)**

Method Blank Analysis ..... 9
Laboratory Control Sample ..... 10

**Notes**

Notes and Definitions ..... 11

ENTHALPY ANALYTICAL

931 West Barkley Ave
Orange, CA 92868
(714) 771-6900

26-02790

Subcontract Laboratory:
Pace Laboratories
4100 Atlas Court
Bakersfield, CA 93308
ATTN: Ragen Schallock
PO #: Required, to be sent via email

Enthalpy Order: EO-553952
PM: David Tripp
Email: david.tripp@enthalpy.com
CC: incomingreports@enthalpy.com
Phone: 657-581-4710

Results Due: 03/06/26
Report Level: II
Report To: MDL
EDDs: ELM_TransferOut (Standard Excel Transfer EDD, 3 tabs)

2602790

Notes:
CHIQUITA Stormwater

| Sample ID | Collected | Lab ID | # Cont. | Matrix | Analysis Requested | Comment |
|---|---|---|---|---|---|---|
| SOUTH BASIN - STAGE 1-SW | 23-FEB-2026 07:40 | 553952-001 | 1 | Water | Organophosphorus Pesticides | -1 |
| SOUTH BASIN - STAGE 1-NW | 23-FEB-2026 07:50 | 553952-002 | 1 | Water | Organophosphorus Pesticides | -2 |
| SOUTH BASIN - EASTERN INLET | 23-FEB-2026 08:25 | 553952-003 | 1 | Water | Organophosphorus Pesticides | -3 |

| Notes: | Relinquished By: | Received By: |
|---|---|---|
| | | |
| | Date: 2-23-26 15:00 | Date: 2/24/26 1032 |
| | | |
| | Date: | Date: |
| | | |
| | Date: | Date: |

CHK BY 102 DISTRIBUTION SUB OUT

*The results in this report apply to the samples analyzed in accordance with the chain of custody document. This analytical report must be reproduced in its entirety.*
All results listed in this report are for the exclusive use of the submitting party. Pace Analytical assumes no responsibility for report alteration, separation, detachment or third party interpretation.

Pace Analytical
ENVIRONMENTAL SCIENCES

**Chain of Custody and Cooler Receipt Form for 2602790 Page 2 of 2**

PACE ANALYTICAL — COOLER RECEIPT FORM — Page 1 Of 1

Submission #: 26-02790

**SHIPPING INFORMATION**
Fed Ex ☐ UPS ☐ GSO / GLS ☐ Hand Delivery ☐
Pace Lab Field Service ☒ Other ☐ (Specify)_____

**SHIPPING CONTAINER**
Ice Chest ☐ None ☐ Box ☒
Other ☐ (Specify)_____

**FREE LIQUID**
YES ☐ NO ☐
(W) / S

Refrigerant: Ice ☒ Blue Ice ☐ None ☐ Other ☐ Comments:

Custody Seals: Ice Chest ☐ Intact? Yes ☐ No ☐ Containers ☐ Intact? Yes ☐ No ☐ None ☒ Comments:

All samples received? Yes ☐ No ☐ All samples containers intact? Yes ☐ No ☐ Description(s) match COC? Yes ☐ No ☐

COC Received ☒ YES ☐ NO

Emissivity: 0.97 Container: NA Thermometer ID: 337
Temperature: (A) 1.6 °C / (C) 1.5 °C

Date/Time 2/24/16
Analyst Init JW 1032

| SAMPLE CONTAINERS | SAMPLE NUMBERS 1 | 2 | 3 | 4 | 5 | 6 | 7 | 8 | 9 | 10 |
|---|---|---|---|---|---|---|---|---|---|---|
| QT PE UNPRES | | | | | | | | | | |
| 4oz / 8oz / 16oz PE UNPRES | | | | | | | | | | |
| 2oz $Cr^{+6}$ | | | | | | | | | | |
| QT INORGANIC CHEMICAL METALS | | | | | | | | | | |
| INORGANIC CHEMICAL METALS 4oz / 8oz / 16oz | | | | | | | | | | |
| PT CYANIDE | | | | | | | | | | |
| PT NITROGEN FORMS | | | | | | | | | | |
| PT TOTAL SULFIDE | | | | | | | | | | |
| 2oz. NITRATE / NITRITE | | | | | | | | | | |
| PT TOTAL ORGANIC CARBON | | | | | | | | | | |
| PT CHEMICAL OXYGEN DEMAND | | | | | | | | | | |
| PrA PHENOLICS | | | | | | | | | | |
| 40ml VOA VIAL TRAVEL BLANK | | | | | | | | | | |
| 40ml VOA VIAL | | | | | | | | | | |
| QT EPA 1664B | A | A | A | | | | | | | |
| PT ODOR | | | | | | | | | | |
| RADIOLOGICAL | | | | | | | | | | |
| BACTERIOLOGICAL | | | | | | | | | | |
| 40 ml VOA VIAL - 504 | | | | | | | | | | |
| QT EPA 508/608.3/8081A | | | | | | | | | | |
| QT EPA 515.1/8151A | | | | | | | | | | |
| QT EPA 525.2 | | | | | | | | | | |
| QT EPA 525.2 TRAVEL BLANK | | | | | | | | | | |
| 40ml EPA 547 | | | | | | | | | | |
| 40ml EPA 531.1 | | | | | | | | | | |
| 8oz EPA 548.1 | | | | | | | | | | |
| QT EPA 549.2 | | | | | | | | | | |
| QT EPA 8015M | | | | | | | | | | |
| QT EPA 8270C | | | | | | | | | | |
| 8oz / 16oz / 32oz AMBER | | | | | | | | | | |
| 8oz / 16oz / 32oz JAR | | | | | | | | | | |
| SOIL SLEEVE | | | | | | | | | | |
| PCB VIAL | | | | | | | | | | |
| PLASTIC BAG | | | | | | | | | | |
| TEDLAR BAG | | | | | | | | | | |
| FERROUS IRON | | | | | | | | | | |
| ENCORE | | | | | | | | | | |
| SMART KIT | | | | | | | | | | |
| SUMMA CANISTER | | | | | | | | | | |

Comments:
Sample Numbering Completed By: MOE Date/Time: 2-24-16 1134
A = Actual / C = Corrected

Rev 23 05/20/22
[S:\WPDocs\WordPerfect\LAB_UOCS\FORMS\SA\REC rev 20]

*The results in this report apply to the samples analyzed in accordance with the chain of custody document. This analytical report must be reproduced in its entirety.*
All results listed in this report are for the exclusive use of the submitting party. Pace Analytical assumes no responsibility for report alteration, separation, detachment or third party interpretation.

Pace Analytical®
ENVIRONMENTAL SCIENCES

| | |
|---|---|
| Enthalpy Analytical - Orange | **Reported:** 03/05/2026 16:03 |
| 931 West Barkley Avenue | Project: Chiquita Canyon Landfill Stormwater |
| Orange, CA 92868 | Project Number: Chiquita Stormwater |
| | Project Manager: David Tripp |

# Laboratory / Client Sample Cross Reference

| Laboratory | Client Sample Information | | | |
|---|---|---|---|---|
| **2602790-01** | **COC Number:** | --- | **Receive Date:** | 02/24/2026 10:32 |
| | **Project Number:** | --- | **Sampling Date:** | 02/23/2026 07:40 |
| | **Sampling Location:** | --- | **Sample Depth:** | --- |
| | **Sampling Point:** | SOUTH BASIN - STAGE 1-SW | **Lab Matrix:** | Water |
| | **Sampled By:** | client | **Sample Type:** | Water |
| **2602790-02** | **COC Number:** | --- | **Receive Date:** | 02/24/2026 10:32 |
| | **Project Number:** | --- | **Sampling Date:** | 02/23/2026 07:50 |
| | **Sampling Location:** | --- | **Sample Depth:** | --- |
| | **Sampling Point:** | SOUTH BASIN - STAGE 1-NW | **Lab Matrix:** | Water |
| | **Sampled By:** | client | **Sample Type:** | Water |
| **2602790-03** | **COC Number:** | --- | **Receive Date:** | 02/24/2026 10:32 |
| | **Project Number:** | --- | **Sampling Date:** | 02/23/2026 08:25 |
| | **Sampling Location:** | --- | **Sample Depth:** | --- |
| | **Sampling Point:** | SOUTH BASIN - EASTERN INLET | **Lab Matrix:** | Water |
| | **Sampled By:** | client | **Sample Type:** | Water |

*The results in this report apply to the samples analyzed in accordance with the chain of custody document. This analytical report must be reproduced in its entirety.*
All results listed in this report are for the exclusive use of the submitting party. Pace Analytical assumes no responsibility for report alteration, separation, detachment or third party interpretation.

Pace Analytical®
ENVIRONMENTAL SCIENCES

Enthalpy Analytical - Orange
931 West Barkley Avenue
Orange, CA 92868

**Reported:** 03/05/2026 16:03
Project: Chiquita Canyon Landfill Stormwater
Project Number: Chiquita Stormwater
Project Manager: David Tripp

# Organo-Phosphorus Pesticide Analysis (EPA Method 8141A)

**Pace Sample ID:** 2602790-01 | **Client Sample Name:** SOUTH BASIN - STAGE 1-SW, 2/23/2026 7:40:00AM, client

| Constituent | Result | Units | PQL | MDL | Method | MB Bias | Lab Quals | DCN |
|---|---|---|---|---|---|---|---|---|
| Azinphos methyl | ND | ug/L | 0.50 | 0.12 | EPA-8141A | ND | | 1 |
| Bolstar | ND | ug/L | 0.20 | 0.050 | EPA-8141A | ND | | 1 |
| Chlorpyrifos | ND | ug/L | 0.20 | 0.050 | EPA-8141A | ND | | 1 |
| Coumaphos | ND | ug/L | 0.50 | 0.11 | EPA-8141A | ND | | 1 |
| Demeton O/S | ND | ug/L | 0.20 | 0.056 | EPA-8141A | ND | | 1 |
| Diazinon | ND | ug/L | 0.20 | 0.050 | EPA-8141A | ND | | 1 |
| Dichlorvos | ND | ug/L | 0.20 | 0.050 | EPA-8141A | ND | | 1 |
| Disulfoton | ND | ug/L | 0.20 | 0.050 | EPA-8141A | ND | | 1 |
| Ethoprop | ND | ug/L | 0.20 | 0.052 | EPA-8141A | ND | | 1 |
| Fensulfothion | ND | ug/L | 0.20 | 0.051 | EPA-8141A | ND | | 1 |
| Fenthion | ND | ug/L | 0.20 | 0.050 | EPA-8141A | ND | | 1 |
| Merphos | ND | ug/L | 0.20 | 0.050 | EPA-8141A | ND | | 1 |
| Methyl parathion | ND | ug/L | 0.20 | 0.050 | EPA-8141A | ND | | 1 |
| Mevinphos | ND | ug/L | 0.20 | 0.050 | EPA-8141A | ND | | 1 |
| Naled | ND | ug/L | 0.50 | 0.17 | EPA-8141A | ND | | 1 |
| Phorate | ND | ug/L | 0.20 | 0.066 | EPA-8141A | ND | | 1 |
| Ronnel (Fenchlorphos) | ND | ug/L | 0.20 | 0.050 | EPA-8141A | ND | | 1 |
| Stirophos (Tetrachlorvinphos) | ND | ug/L | 0.20 | 0.082 | EPA-8141A | ND | | 1 |
| Tokuthion (Prothiofos) | ND | ug/L | 0.20 | 0.050 | EPA-8141A | ND | | 1 |
| Trichloronate | ND | ug/L | 0.20 | 0.050 | EPA-8141A | ND | | 1 |
| Triphenylphosphate (Surrogate) | 35.6 | % | 50 - 130 (LCL - UCL) | | EPA-8141A | | S09 | 1 |

| DCN | Method | Prep Date | Run Date/Time | Analyst | Instrument | Dilution | QC Batch ID | Prep Method |
|---|---|---|---|---|---|---|---|---|
| 1 | EPA-8141A | 03/02/26 17:00 | 03/04/26 10:06 | IJC | GC-18 | 0.966 | B228048 | EPA 3510C |

DCN = Data Continuation Number

*The results in this report apply to the samples analyzed in accordance with the chain of custody document. This analytical report must be reproduced in its entirety.*
All results listed in this report are for the exclusive use of the submitting party. Pace Analytical assumes no responsibility for report alteration, separation, detachment or third party interpretation.

Pace Analytical®
ENVIRONMENTAL SCIENCES

Enthalpy Analytical - Orange
931 West Barkley Avenue
Orange, CA 92868

**Reported:** 03/05/2026 16:03
Project: Chiquita Canyon Landfill Stormwater
Project Number: Chiquita Stormwater
Project Manager: David Tripp

# Organo-Phosphorus Pesticide Analysis (EPA Method 8141A)

**Pace Sample ID:** 2602790-02 | **Client Sample Name:** SOUTH BASIN - STAGE 1-NW, 2/23/2026 7:50:00AM, client

| Constituent | Result | Units | PQL | MDL | Method | MB Bias | Lab Quals | DCN |
|---|---|---|---|---|---|---|---|---|
| Azinphos methyl | ND | ug/L | 0.50 | 0.12 | EPA-8141A | ND | | 1 |
| Bolstar | ND | ug/L | 0.20 | 0.050 | EPA-8141A | ND | | 1 |
| Chlorpyrifos | ND | ug/L | 0.20 | 0.050 | EPA-8141A | ND | | 1 |
| Coumaphos | ND | ug/L | 0.50 | 0.11 | EPA-8141A | ND | | 1 |
| Demeton O/S | ND | ug/L | 0.20 | 0.056 | EPA-8141A | ND | | 1 |
| Diazinon | ND | ug/L | 0.20 | 0.050 | EPA-8141A | ND | | 1 |
| Dichlorvos | ND | ug/L | 0.20 | 0.050 | EPA-8141A | ND | | 1 |
| Disulfoton | ND | ug/L | 0.20 | 0.050 | EPA-8141A | ND | | 1 |
| Ethoprop | ND | ug/L | 0.20 | 0.052 | EPA-8141A | ND | | 1 |
| Fensulfothion | ND | ug/L | 0.20 | 0.051 | EPA-8141A | ND | | 1 |
| Fenthion | ND | ug/L | 0.20 | 0.050 | EPA-8141A | ND | | 1 |
| Merphos | ND | ug/L | 0.20 | 0.050 | EPA-8141A | ND | | 1 |
| Methyl parathion | ND | ug/L | 0.20 | 0.050 | EPA-8141A | ND | | 1 |
| Mevinphos | ND | ug/L | 0.20 | 0.050 | EPA-8141A | ND | | 1 |
| Naled | ND | ug/L | 0.50 | 0.17 | EPA-8141A | ND | | 1 |
| Phorate | ND | ug/L | 0.20 | 0.066 | EPA-8141A | ND | | 1 |
| Ronnel (Fenchlorphos) | ND | ug/L | 0.20 | 0.050 | EPA-8141A | ND | | 1 |
| Stirophos (Tetrachlorvinphos) | ND | ug/L | 0.20 | 0.082 | EPA-8141A | ND | | 1 |
| Tokuthion (Prothiofos) | ND | ug/L | 0.20 | 0.050 | EPA-8141A | ND | | 1 |
| Trichloronate | ND | ug/L | 0.20 | 0.050 | EPA-8141A | ND | | 1 |
| Triphenylphosphate (Surrogate) | 47.8 | % | 50 - 130 (LCL - UCL) | | EPA-8141A | | S09 | 1 |

| DCN | Method | Prep Date | Run Date/Time | Analyst | Instrument | Dilution | QC Batch ID | Prep Method |
|---|---|---|---|---|---|---|---|---|
| 1 | EPA-8141A | 03/02/26 17:00 | 03/04/26 10:36 | IJC | GC-18 | 0.943 | B228048 | EPA 3510C |

DCN = Data Continuation Number

*The results in this report apply to the samples analyzed in accordance with the chain of custody document. This analytical report must be reproduced in its entirety.*
All results listed in this report are for the exclusive use of the submitting party. Pace Analytical assumes no responsibility for report alteration, separation, detachment or third party interpretation.

Pace Analytical®
ENVIRONMENTAL SCIENCES

Enthalpy Analytical - Orange
931 West Barkley Avenue
Orange, CA 92868

**Reported:** 03/05/2026 16:03
Project: Chiquita Canyon Landfill Stormwater
Project Number: Chiquita Stormwater
Project Manager: David Tripp

# Organo-Phosphorus Pesticide Analysis (EPA Method 8141A)

**Pace Sample ID:** 2602790-03 | **Client Sample Name:** SOUTH BASIN - EASTERN INLET, 2/23/2026 8:25:00AM, client

| Constituent | Result | Units | PQL | MDL | Method | MB Bias | Lab Quals | DCN |
|---|---|---|---|---|---|---|---|---|
| Azinphos methyl | ND | ug/L | 0.50 | 0.12 | EPA-8141A | ND | | 1 |
| Bolstar | ND | ug/L | 0.20 | 0.050 | EPA-8141A | ND | | 1 |
| Chlorpyrifos | ND | ug/L | 0.20 | 0.050 | EPA-8141A | ND | | 1 |
| Coumaphos | ND | ug/L | 0.50 | 0.11 | EPA-8141A | ND | | 1 |
| Demeton O/S | ND | ug/L | 0.20 | 0.056 | EPA-8141A | ND | | 1 |
| Diazinon | ND | ug/L | 0.20 | 0.050 | EPA-8141A | ND | | 1 |
| Dichlorvos | ND | ug/L | 0.20 | 0.050 | EPA-8141A | ND | | 1 |
| Disulfoton | ND | ug/L | 0.20 | 0.050 | EPA-8141A | ND | | 1 |
| Ethoprop | ND | ug/L | 0.20 | 0.052 | EPA-8141A | ND | | 1 |
| Fensulfothion | ND | ug/L | 0.20 | 0.051 | EPA-8141A | ND | | 1 |
| Fenthion | ND | ug/L | 0.20 | 0.050 | EPA-8141A | ND | | 1 |
| Merphos | ND | ug/L | 0.20 | 0.050 | EPA-8141A | ND | | 1 |
| Methyl parathion | ND | ug/L | 0.20 | 0.050 | EPA-8141A | ND | | 1 |
| Mevinphos | ND | ug/L | 0.20 | 0.050 | EPA-8141A | ND | | 1 |
| Naled | ND | ug/L | 0.50 | 0.17 | EPA-8141A | ND | | 1 |
| Phorate | ND | ug/L | 0.20 | 0.066 | EPA-8141A | ND | | 1 |
| Ronnel (Fenchlorphos) | ND | ug/L | 0.20 | 0.050 | EPA-8141A | ND | | 1 |
| Stirophos (Tetrachlorvinphos) | ND | ug/L | 0.20 | 0.082 | EPA-8141A | ND | | 1 |
| Tokuthion (Prothiofos) | ND | ug/L | 0.20 | 0.050 | EPA-8141A | ND | | 1 |
| Trichloronate | ND | ug/L | 0.20 | 0.050 | EPA-8141A | ND | | 1 |
| Triphenylphosphate (Surrogate) | 81.2 | % | 50 - 130 (LCL - UCL) | | EPA-8141A | | | 1 |

| DCN | Method | Prep Date | Run Date/Time | Analyst | Instrument | Dilution | QC Batch ID | Prep Method |
|---|---|---|---|---|---|---|---|---|
| 1 | EPA-8141A | 03/02/26 17:00 | 03/04/26 11:06 | IJC | GC-18 | 0.978 | B228048 | EPA 3510C |

DCN = Data Continuation Number

*The results in this report apply to the samples analyzed in accordance with the chain of custody document. This analytical report must be reproduced in its entirety.*
All results listed in this report are for the exclusive use of the submitting party. Pace Analytical assumes no responsibility for report alteration, separation, detachment or third party interpretation.

Enthalpy Analytical - Orange
931 West Barkley Avenue
Orange, CA 92868

**Reported:** 03/05/2026 16:03
Project: Chiquita Canyon Landfill Stormwater
Project Number: Chiquita Stormwater
Project Manager: David Tripp

# Organo-Phosphorus Pesticide Analysis (EPA Method 8141A)

## Quality Control Report - Method Blank Analysis

| Constituent | QC Sample ID | MB Result | Units | PQL | MDL | Lab Quals | Run # |
|---|---|---|---|---|---|---|---|
| **QC Batch ID: B228048** | | | | | | | |
| Azinphos methyl | B228048-BLK1 | ND | ug/L | 0.50 | 0.12 | | 1 |
| Bolstar | B228048-BLK1 | ND | ug/L | 0.20 | 0.050 | | 1 |
| Chlorpyrifos | B228048-BLK1 | ND | ug/L | 0.20 | 0.050 | | 1 |
| Coumaphos | B228048-BLK1 | ND | ug/L | 0.50 | 0.11 | | 1 |
| Demeton O/S | B228048-BLK1 | ND | ug/L | 0.20 | 0.056 | | 1 |
| Diazinon | B228048-BLK1 | ND | ug/L | 0.20 | 0.050 | | 1 |
| Dichlorvos | B228048-BLK1 | ND | ug/L | 0.20 | 0.050 | | 1 |
| Disulfoton | B228048-BLK1 | ND | ug/L | 0.20 | 0.050 | | 1 |
| Ethoprop | B228048-BLK1 | ND | ug/L | 0.20 | 0.052 | | 1 |
| Fensulfothion | B228048-BLK1 | ND | ug/L | 0.20 | 0.051 | | 1 |
| Fenthion | B228048-BLK1 | ND | ug/L | 0.20 | 0.050 | | 1 |
| Merphos | B228048-BLK1 | ND | ug/L | 0.20 | 0.050 | | 1 |
| Methyl parathion | B228048-BLK1 | ND | ug/L | 0.20 | 0.050 | | 1 |
| Mevinphos | B228048-BLK1 | ND | ug/L | 0.20 | 0.050 | | 1 |
| Naled | B228048-BLK1 | ND | ug/L | 0.50 | 0.17 | | 1 |
| Phorate | B228048-BLK1 | ND | ug/L | 0.20 | 0.066 | | 1 |
| Ronnel (Fenchlorphos) | B228048-BLK1 | ND | ug/L | 0.20 | 0.050 | | 1 |
| Stirophos (Tetrachlorvinphos) | B228048-BLK1 | ND | ug/L | 0.20 | 0.082 | | 1 |
| Tokuthion (Prothiofos) | B228048-BLK1 | ND | ug/L | 0.20 | 0.050 | | 1 |
| Trichloronate | B228048-BLK1 | ND | ug/L | 0.20 | 0.050 | | 1 |
| **Triphenylphosphate (Surrogate)** | **B228048-BLK1** | **103** | % | **50 - 130 (LCL - UCL)** | | | 1 |

| Run # | QC Sample ID | QC Type | Method | Prep Date | Run Date Time | Analyst | Instrument | Dilution |
|---|---|---|---|---|---|---|---|---|
| 1 | B228048-BLK1 | PB | EPA-8141A | 03/02/26 | 03/04/26 08:37 | IJC | GC-18 | 1 |

*The results in this report apply to the samples analyzed in accordance with the chain of custody document. This analytical report must be reproduced in its entirety.*
All results listed in this report are for the exclusive use of the submitting party. Pace Analytical assumes no responsibility for report alteration, separation, detachment or third party interpretation.

Pace Analytical
ENVIRONMENTAL SCIENCES

Enthalpy Analytical - Orange
931 West Barkley Avenue
Orange, CA 92868

**Reported:** 03/05/2026 16:03
Project: Chiquita Canyon Landfill Stormwater
Project Number: Chiquita Stormwater
Project Manager: David Tripp

# Organo-Phosphorus Pesticide Analysis (EPA Method 8141A)

## Quality Control Report - Laboratory Control Sample

| Constituent | QC Sample ID | Type | Result | Spike Level | Units | Percent Recovery | RPD | Control Limits Percent Recovery | Control Limits RPD | Lab Quals | Run # |
|---|---|---|---|---|---|---|---|---|---|---|---|
| **QC Batch ID: B228048** | | | | | | | | | | | |
| Bolstar | B228048-BS1 | LCS | 1.6500 | 2.0000 | ug/L | 82.5 | | 50 - 130 | | | 1 |
| | B228048-BSD1 | LCSD | 1.6700 | 2.0000 | ug/L | 83.5 | 1.2 | 50 - 130 | 30 | | 2 |
| Chlorpyrifos | B228048-BS1 | LCS | 1.7850 | 2.0000 | ug/L | 89.2 | | 60 - 120 | | | 1 |
| | B228048-BSD1 | LCSD | 1.7250 | 2.0000 | ug/L | 86.2 | 3.4 | 60 - 120 | 30 | | 2 |
| Diazinon | B228048-BS1 | LCS | 1.7200 | 2.0000 | ug/L | 86.0 | | 60 - 130 | | | 1 |
| | B228048-BSD1 | LCSD | 1.7350 | 2.0000 | ug/L | 86.8 | 0.9 | 60 - 130 | 30 | | 2 |
| Methyl parathion | B228048-BS1 | LCS | 1.7850 | 2.0000 | ug/L | 89.2 | | 60 - 120 | | | 1 |
| | B228048-BSD1 | LCSD | 1.7550 | 2.0000 | ug/L | 87.8 | 1.7 | 60 - 120 | 30 | | 2 |
| Mevinphos | B228048-BS1 | LCS | 1.5100 | 2.0000 | ug/L | 75.5 | | 50 - 120 | | | 1 |
| | B228048-BSD1 | LCSD | 1.5100 | 2.0000 | ug/L | 75.5 | 0 | 50 - 120 | 30 | | 2 |
| Ronnel (Fenchlorphos) | B228048-BS1 | LCS | 1.8050 | 2.0000 | ug/L | 90.2 | | 50 - 120 | | | 1 |
| | B228048-BSD1 | LCSD | 1.8950 | 2.0000 | ug/L | 94.8 | 4.9 | 50 - 120 | 30 | | 2 |
| Stirophos (Tetrachlorvinphos) | B228048-BS1 | LCS | 1.7850 | 2.0000 | ug/L | 89.2 | | 50 - 120 | | | 1 |
| | B228048-BSD1 | LCSD | 1.7550 | 2.0000 | ug/L | 87.8 | 1.7 | 50 - 120 | 30 | | 2 |
| Triphenylphosphate (Surrogate) | B228048-BS1 | LCS | 2.0350 | 2.5000 | ug/L | 81.4 | | 50 - 130 | | | 1 |
| | B228048-BSD1 | LCSD | 2.0150 | 2.5000 | ug/L | 80.6 | 1.0 | 50 - 130 | | | 2 |

| Run # | QC Sample ID | QC Type | Method | Prep Date | Run Date Time | Analyst | Instrument | Dilution |
|---|---|---|---|---|---|---|---|---|
| 1 | B228048-BS1 | LCS | EPA-8141A | 03/02/26 | 03/04/26 09:07 | IJC | GC-18 | 1 |
| 2 | B228048-BSD1 | LCSD | EPA-8141A | 03/02/26 | 03/04/26 09:36 | IJC | GC-18 | 1 |

*The results in this report apply to the samples analyzed in accordance with the chain of custody document. This analytical report must be reproduced in its entirety.*
All results listed in this report are for the exclusive use of the submitting party. Pace Analytical assumes no responsibility for report alteration, separation, detachment or third party interpretation.

Enthalpy Analytical - Orange
931 West Barkley Avenue
Orange, CA 92868

**Reported:** 03/05/2026 16:03
Project: Chiquita Canyon Landfill Stormwater
Project Number: Chiquita Stormwater
Project Manager: David Tripp

## Notes And Definitions

| | |
|---|---|
| MDL | Method Detection Limit |
| ND | Analyte Not Detected |
| PQL | Practical Quantitation Limit |
| S09 | The surrogate recovery for this compound was not within the control limits. |

*The results in this report apply to the samples analyzed in accordance with the chain of custody document. This analytical report must be reproduced in its entirety.*
All results listed in this report are for the exclusive use of the submitting party. Pace Analytical assumes no responsibility for report alteration, separation, detachment or third party interpretation.

**Laboratory Job Number 553952**

**Subcontracted Products**

**McCampbell Analytical, Inc.**

# McCampbell Analytical, Inc.

*"When Quality Counts"*

# Analytical Report

| | | | |
|---|---|---|---|
| **WorkOrder:** | 2602K09 | **Amended:** | 03/13/2026 |
| | | **Revision:** | 1 |
| **Report Created for:** | Enthalpy Analytical | | |
| | 931 West Barkley Avenue<br>Orange, CA 92868 | | |
| **Project Contact:** | David Tripp | | |
| **Project P.O.:** | 079649 | | |
| **Project:** | EO-553952 | | |
| **Project Location:** | | | |
| **Project Received:** | 02/26/2026 | | |

Analytical Report reviewed & approved for release on 03/02/2026 by:

Tracy Babjar

Project Manager

***The report shall not be reproduced except in full, without the written approval of the laboratory. The analytical results relate only to the items tested. Results reported conform to the most current regulatory standards, where applicable, unless otherwise stated.***

1534 Willow Pass Rd. Pittsburg, CA 94565 ♦ TEL: (877) 252-9262 ♦ FAX: (925) 252-9269 ♦ www.mccampbell.com

CA ELAP 1644 ♦ ORELAP (NELAP) 4033 ♦ AIHA-LAP ID#232255 ♦ DoD-ELAP Cert # L22-757

McCampbell Analytical, Inc.
*"When Quality Counts"*

1534 Willow Pass Road, Pittsburg, CA 94565-1701
Toll Free Telephone: (877) 252-9262 / Fax: (925) 252-9269
http://www.mccampbell.com / E-mail: main@mccampbell.com

# Revision History

**Client:** Enthalpy Analytical **WorkOrder:** 2602K09
**Project:** EO-553952

| Date | Revision | Reason |
|---|---|---|
| 03/13/2026 | 1 | Revised to report 8151 data less dilute. |

McCampbell Analytical, Inc.
*"When Quality Counts"*

1534 Willow Pass Road, Pittsburg, CA 94565-1701
Toll Free Telephone: (877) 252-9262 / Fax: (925) 252-9269
http://www.mccampbell.com / E-mail: main@mccampbell.com

# Glossary of Terms & Qualifier Definitions

**Client:** Enthalpy Analytical **WorkOrder:** 2602K09

**Project:** EO-553952

## Glossary Abbreviation

| | |
|---|---|
| %D | Serial Dilution Percent Difference |
| 95% Interval | 95% Confident Interval |
| CCV | Continuing Calibration Verification. |
| CCV REC (%) | The % recovery of Continuing Calibration Verification |
| DF | Dilution Factor |
| DI WET | (DISTLC) Waste Extraction Test using DI water |
| DISS | Dissolved (sample filtered using a 0.45 µm filter size) |
| DLT | Dilution Test (Serial Dilution) |
| DUP | Duplicate |
| EDL | Estimated Detection Limit |
| ITEF | International Toxicity Equivalence Factor |
| LCS | Laboratory Control Sample |
| LCS2 | Second LCS for the batch. Spike level is lower than that for the first LCS; applicable to method 1633. |
| LQL | Lowest Quantitation Level |
| MB | Method Blank |
| MB IS/SS % Rec | % Recovery of Internal Standard or Surrogate in Method Blank, if applicable |
| MB SS % Rec | % Recovery of Surrogate in Method Blank, if applicable |
| MDL | Method Detection Limit [1] |
| ML | Minimum Level of Quantitation |
| MS | Matrix Spike |
| MSD | Matrix Spike Duplicate |
| NA | Not Applicable |
| ND | Not detected at or above the indicated MDL (if present) or RL. |
| NR | Data Not Reported due to matrix interference or insufficient sample amount. |
| PDS | Post Digestion Spike |
| PF | Prep Factor |
| RD | Relative Difference |
| RL | Reporting Limit [2] |
| RPD | Relative Percent Difference |
| RRT | Relative Retention Time |
| RSD | Relative Standard Deviation |
| SPK Val | Spike Value |
| SPKRef Val | Spike Reference Value |
| SPLP | Synthetic Precipitation Leachate Procedure |

[1] MDL is the minimum measured concentration of a substance that can be reported with 99% confidence that the measured concentration is distinguishable from method blank results. Definition and Procedure for the Determination of the Method Detection Limit, Revision 2, 40CFR, Part 136, Appendix B, EPA 821-R-16-006, December 2016. Values are based upon our default extraction volume/amount and are subject to change.

[2] RL is the lowest level that can be reliably determined within specified limits of precision and accuracy during routine laboratory operating conditions. (The RL cannot be lower than the lowest calibration standard used in the initial calibration of the instrument and must be greater than the MDL.) Values are based upon our default extraction volume/amount and are subject to change.

McCampbell Analytical, Inc.
*"When Quality Counts"*

1534 Willow Pass Road, Pittsburg, CA 94565-1701
Toll Free Telephone: (877) 252-9262 / Fax: (925) 252-9269
http://www.mccampbell.com / E-mail: main@mccampbell.com

# Glossary of Terms & Qualifier Definitions

**Client:** Enthalpy Analytical **WorkOrder:** 2602K09

**Project:** EO-553952

| | |
|---|---|
| TCLP | Toxicity Characteristic Leachate Procedure |
| TEQ | Toxicity Equivalents |
| TNTC | "Too Numerous to Count;" greater than 250 colonies observed on the plate. |
| TPH-Diesel | Sample results for semi-volatile TPH (diesel, kerosene, oil, etc) were calculated using a background subtraction procedure to correct for instrument baseline rise (column bleed) as described in Sec 7.7.2.2 of EPA 8015 B, C. |
| TZA | TimeZone Net Adjustment for sample collected outside of MAI's Coordinated Universal Time (UTC). (Adjustment for Daylight Saving is not accounted.) |
| WET (STLC) | Waste Extraction Test (Soluble Threshold Limit Concentration) |

## Analytical Qualifiers

| | |
|---|---|
| a3 | Sample diluted due to high organic content interfering with quantitative/or qualitative analysis. |

McCampbell Analytical, Inc.
*"When Quality Counts"*

1534 Willow Pass Road, Pittsburg, CA 94565-1701
Toll Free Telephone: (877) 252-9262 / Fax: (925) 252-9269
http://www.mccampbell.com / E-mail: main@mccampbell.com

# Analytical Report

| | | | |
|---|---|---|---|
| **Client:** | Enthalpy Analytical | **WorkOrder:** | 2602K09 |
| **Date Received:** | 02/26/2026 10:04 | **Extraction Method:** | E8151A |
| **Date Prepared:** | 02/27/2026 | **Analytical Method:** | E8151A |
| **Project:** | EO-553952 | **Unit:** | µg/L |

## Chlorinated Herbicides by GC-ECD

| Client ID | Lab ID | Matrix | Date Collected | Instrument FileID | Batch ID |
|---|---|---|---|---|---|
| SOUTH BASIN-STAGE-1-SW | 2602K09-001A | Water | 02/23/2026 07:40 | GC15A 03112635.D | 336546 |

| Analytes | Result | MDL | RL | DF | Date Analyzed |
|---|---|---|---|---|---|
| Acifluorfen | ND | 0.53 | 1.0 | 1 | 03/11/2026 22:09 |
| Bentazon | ND | 0.32 | 1.0 | 1 | 03/11/2026 22:09 |
| Chloramben | ND | 0.64 | 1.0 | 1 | 03/11/2026 22:09 |
| 2,4-D (Dichlorophenoxyacetic acid) | ND | 0.079 | 0.20 | 1 | 03/11/2026 22:09 |
| 2,4-DB | ND | 0.42 | 1.0 | 1 | 03/11/2026 22:09 |
| Dalapon | ND | 0.77 | 1.0 | 1 | 03/11/2026 22:09 |
| DCPA (mono & diacid) | ND | 0.50 | 1.0 | 1 | 03/11/2026 22:09 |
| Dicamba | ND | 0.074 | 0.20 | 1 | 03/11/2026 22:09 |
| 3,5-Dichlorobenzoic Acid | ND | 0.24 | 1.0 | 1 | 03/11/2026 22:09 |
| Dichloroprop | ND | 0.35 | 1.0 | 1 | 03/11/2026 22:09 |
| Dinoseb (DNBP) | ND | 0.30 | 1.0 | 1 | 03/11/2026 22:09 |
| MCPA | ND | 1.3 | 2.0 | 1 | 03/11/2026 22:09 |
| MCPP | ND | 1.2 | 2.0 | 1 | 03/11/2026 22:09 |
| 4-Nitrophenol | ND | 0.77 | 1.0 | 1 | 03/11/2026 22:09 |
| Pentachlorophenol (PCP) | ND | 0.055 | 0.20 | 1 | 03/11/2026 22:09 |
| Picloram | ND | 0.38 | 1.0 | 1 | 03/11/2026 22:09 |
| 2,4,5-T (Trichlorophenoxy acetic acid) | ND | 0.10 | 0.20 | 1 | 03/11/2026 22:09 |
| 2,4,5-TP (Silvex) | ND | 0.16 | 0.50 | 1 | 03/11/2026 22:09 |

| Surrogates | REC (%) | Limits | DF | |
|---|---|---|---|---|
| DCAA | 71 | 60-140 | 1 | 03/11/2026 22:09 |

Analyst(s): DP

*(Cont.)*

McCampbell Analytical, Inc.
*"When Quality Counts"*

1534 Willow Pass Road, Pittsburg, CA 94565-1701
Toll Free Telephone: (877) 252-9262 / Fax: (925) 252-9269
http://www.mccampbell.com / E-mail: main@mccampbell.com

# Analytical Report

| | | | |
|---|---|---|---|
| **Client:** | Enthalpy Analytical | **WorkOrder:** | 2602K09 |
| **Date Received:** | 02/26/2026 10:04 | **Extraction Method:** | E8151A |
| **Date Prepared:** | 02/27/2026 | **Analytical Method:** | E8151A |
| **Project:** | EO-553952 | **Unit:** | µg/L |

## Chlorinated Herbicides by GC-ECD

| Client ID | Lab ID | Matrix | Date Collected | Instrument FileID | Batch ID |
|---|---|---|---|---|---|
| SOUTH BASIN-STAGE 1-NW | 2602K09-002A | Water | 02/23/2026 07:50 | GC15A 03112636.D | 336546 |

| Analytes | Result | MDL | RL | DF | Date Analyzed |
|---|---|---|---|---|---|
| Acifluorfen | ND | 0.53 | 1.0 | 1 | 03/11/2026 22:34 |
| Bentazon | ND | 0.32 | 1.0 | 1 | 03/11/2026 22:34 |
| Chloramben | ND | 0.64 | 1.0 | 1 | 03/11/2026 22:34 |
| 2,4-D (Dichlorophenoxyacetic acid) | ND | 0.079 | 0.20 | 1 | 03/11/2026 22:34 |
| 2,4-DB | ND | 0.42 | 1.0 | 1 | 03/11/2026 22:34 |
| Dalapon | ND | 0.77 | 1.0 | 1 | 03/11/2026 22:34 |
| DCPA (mono & diacid) | ND | 0.50 | 1.0 | 1 | 03/11/2026 22:34 |
| Dicamba | ND | 0.074 | 0.20 | 1 | 03/11/2026 22:34 |
| 3,5-Dichlorobenzoic Acid | ND | 0.24 | 1.0 | 1 | 03/11/2026 22:34 |
| Dichloroprop | ND | 0.35 | 1.0 | 1 | 03/11/2026 22:34 |
| Dinoseb (DNBP) | ND | 0.30 | 1.0 | 1 | 03/11/2026 22:34 |
| MCPA | ND | 1.3 | 2.0 | 1 | 03/11/2026 22:34 |
| MCPP | ND | 1.2 | 2.0 | 1 | 03/11/2026 22:34 |
| 4-Nitrophenol | ND | 0.77 | 1.0 | 1 | 03/11/2026 22:34 |
| Pentachlorophenol (PCP) | ND | 0.055 | 0.20 | 1 | 03/11/2026 22:34 |
| Picloram | ND | 0.38 | 1.0 | 1 | 03/11/2026 22:34 |
| 2,4,5-T (Trichlorophenoxy acetic acid) | ND | 0.10 | 0.20 | 1 | 03/11/2026 22:34 |
| 2,4,5-TP (Silvex) | ND | 0.16 | 0.50 | 1 | 03/11/2026 22:34 |

| Surrogates | REC (%) | Limits | DF | |
|---|---|---|---|---|
| DCAA | 106 | 60-140 | 1 | 03/11/2026 22:34 |

Analyst(s): DP

*(Cont.)*

McCampbell Analytical, Inc.
*"When Quality Counts"*

1534 Willow Pass Road, Pittsburg, CA 94565-1701
Toll Free Telephone: (877) 252-9262 / Fax: (925) 252-9269
http://www.mccampbell.com / E-mail: main@mccampbell.com

# Analytical Report

| | | | |
|---|---|---|---|
| **Client:** | Enthalpy Analytical | **WorkOrder:** | 2602K09 |
| **Date Received:** | 02/26/2026 10:04 | **Extraction Method:** | E8151A |
| **Date Prepared:** | 02/27/2026 | **Analytical Method:** | E8151A |
| **Project:** | EO-553952 | **Unit:** | µg/L |

## Chlorinated Herbicides by GC-ECD

| Client ID | Lab ID | Matrix | Date Collected | Instrument FileID | Batch ID |
|---|---|---|---|---|---|
| SOUTH BASIN-EASTERN INLET | 2602K09-003A | Water | 02/23/2026 08:25 | GC15A 03112637.D | 336546 |

| Analytes | Result | MDL | RL | DF | Date Analyzed |
|---|---|---|---|---|---|
| Acifluorfen | ND | 0.53 | 1.0 | 1 | 03/11/2026 22:59 |
| Bentazon | ND | 0.32 | 1.0 | 1 | 03/11/2026 22:59 |
| Chloramben | ND | 0.64 | 1.0 | 1 | 03/11/2026 22:59 |
| 2,4-D (Dichlorophenoxyacetic acid) | ND | 0.079 | 0.20 | 1 | 03/11/2026 22:59 |
| 2,4-DB | ND | 0.42 | 1.0 | 1 | 03/11/2026 22:59 |
| Dalapon | ND | 0.77 | 1.0 | 1 | 03/11/2026 22:59 |
| DCPA (mono & diacid) | ND | 0.50 | 1.0 | 1 | 03/11/2026 22:59 |
| Dicamba | ND | 0.074 | 0.20 | 1 | 03/11/2026 22:59 |
| 3,5-Dichlorobenzoic Acid | ND | 0.24 | 1.0 | 1 | 03/11/2026 22:59 |
| Dichloroprop | ND | 0.35 | 1.0 | 1 | 03/11/2026 22:59 |
| Dinoseb (DNBP) | ND | 0.30 | 1.0 | 1 | 03/11/2026 22:59 |
| MCPA | ND | 1.3 | 2.0 | 1 | 03/11/2026 22:59 |
| MCPP | ND | 1.2 | 2.0 | 1 | 03/11/2026 22:59 |
| 4-Nitrophenol | ND | 0.77 | 1.0 | 1 | 03/11/2026 22:59 |
| Pentachlorophenol (PCP) | ND | 0.055 | 0.20 | 1 | 03/11/2026 22:59 |
| Picloram | ND | 0.38 | 1.0 | 1 | 03/11/2026 22:59 |
| 2,4,5-T (Trichlorophenoxy acetic acid) | ND | 0.10 | 0.20 | 1 | 03/11/2026 22:59 |
| 2,4,5-TP (Silvex) | ND | 0.16 | 0.50 | 1 | 03/11/2026 22:59 |

| Surrogates | REC (%) | Limits | DF | |
|---|---|---|---|---|
| DCAA | 97 | 60-140 | 1 | 03/11/2026 22:59 |

Analyst(s): DP

McCampbell Analytical, Inc.
*"When Quality Counts"*

1534 Willow Pass Road, Pittsburg, CA 94565-1701
Toll Free Telephone: (877) 252-9262 / Fax: (925) 252-9269
http://www.mccampbell.com / E-mail: main@mccampbell.com

# Analytical Report

| | | | |
|---|---|---|---|
| **Client:** | Enthalpy Analytical | **WorkOrder:** | 2602K09 |
| **Date Received:** | 02/26/2026 10:04 | **Extraction Method:** | RSK175 |
| **Date Prepared:** | 02/27/2026 | **Analytical Method:** | RSK175 |
| **Project:** | EO-553952 | **Unit:** | µg/L |

## Dissolved Carbon Dioxide by RSK 175

| Client ID | Lab ID | Matrix | Date Collected | Instrument FileID | Batch ID |
|---|---|---|---|---|---|
| SOUTH BASIN-STAGE-1-SW | 2602K09-001B | Water | 02/23/2026 07:40 | GC26 0227260904.D | 336681 |

| Analytes | Result | MDL | RL | DF | Date Analyzed |
|---|---|---|---|---|---|
| Carbon Dioxide | **670** | 50 | 50 | 1 | 02/27/2026 14:30 |

Analyst(s): CLO

| Client ID | Lab ID | Matrix | Date Collected | Instrument FileID | Batch ID |
|---|---|---|---|---|---|
| SOUTH BASIN-STAGE 1-NW | 2602K09-002B | Water | 02/23/2026 07:50 | GC26 0227260905.D | 336681 |

| Analytes | Result | MDL | RL | DF | Date Analyzed |
|---|---|---|---|---|---|
| Carbon Dioxide | **730** | 50 | 50 | 1 | 02/27/2026 14:54 |

Analyst(s): CLO

| Client ID | Lab ID | Matrix | Date Collected | Instrument FileID | Batch ID |
|---|---|---|---|---|---|
| SOUTH BASIN-EASTERN INLET | 2602K09-003B | Water | 02/23/2026 08:25 | GC26 0227260906.D | 336681 |

| Analytes | Result | MDL | RL | DF | Date Analyzed |
|---|---|---|---|---|---|
| Carbon Dioxide | **290** | 50 | 50 | 1 | 02/27/2026 15:56 |

Analyst(s): CLO

McCampbell Analytical, Inc.
*"When Quality Counts"*

1534 Willow Pass Road, Pittsburg, CA 94565-1701
Toll Free Telephone: (877) 252-9262 / Fax: (925) 252-9269
http://www.mccampbell.com / E-mail: main@mccampbell.com

# Quality Control Report

| | | | |
|---|---|---|---|
| **Client:** | Enthalpy Analytical | **WorkOrder:** | 2602K09 |
| **Date Prepared:** | 02/27/2026 | **BatchID:** | 336546 |
| **Date Analyzed:** | 02/27/2026 | **Extraction Method:** | E8151A |
| **Instrument:** | GC15A | **Analytical Method:** | E8151A |
| **Matrix:** | Water | **Unit:** | µg/L |
| **Project:** | EO-553952 | **Sample ID:** | MB/LCS/LCSD-336546 |

## QC Summary Report for E8151A

| Analyte | MB Result | MDL | RL | SPK Val | MB IS/SS %REC | MB IS/SS Limits |
|---|---|---|---|---|---|---|
| Acifluorfen | ND | 0.53 | 1.0 | - | - | - |
| Bentazon | ND | 0.32 | 1.0 | - | - | - |
| Chloramben | ND | 0.64 | 1.0 | - | - | - |
| 2,4-D (Dichlorophenoxyacetic acid) | ND | 0.079 | 0.20 | - | - | - |
| 2,4-DB | ND | 0.42 | 1.0 | - | - | - |
| Dalapon | ND | 0.77 | 1.0 | - | - | - |
| DCPA (mono & diacid) | ND | 0.50 | 1.0 | - | - | - |
| Dicamba | ND | 0.074 | 0.20 | - | - | - |
| 3,5-Dichlorobenzoic Acid | ND | 0.24 | 1.0 | - | - | - |
| Dichloroprop | ND | 0.35 | 1.0 | - | - | - |
| Dinoseb (DNBP) | ND | 0.30 | 1.0 | - | - | - |
| MCPA | ND | 1.3 | 2.0 | - | - | - |
| MCPP | ND | 1.2 | 2.0 | - | - | - |
| 4-Nitrophenol | ND | 0.77 | 1.0 | - | - | - |
| Pentachlorophenol (PCP) | ND | 0.055 | 0.20 | - | - | - |
| Picloram | ND | 0.38 | 1.0 | - | - | - |
| 2,4,5-T (Trichlorophenoxy acetic acid) | ND | 0.10 | 0.20 | - | - | - |
| 2,4,5-TP (Silvex) | ND | 0.16 | 0.50 | - | - | - |
| **Surrogate Recovery** | | | | | | |
| DCAA | 9.3 | | | 10 | 93 | 70-130 |

*(Cont.)*

McCampbell Analytical, Inc.
*"When Quality Counts"*

1534 Willow Pass Road, Pittsburg, CA 94565-1701
Toll Free Telephone: (877) 252-9262 / Fax: (925) 252-9269
http://www.mccampbell.com / E-mail: main@mccampbell.com

# Quality Control Report

| | | | |
|---|---|---|---|
| **Client:** | Enthalpy Analytical | **WorkOrder:** | 2602K09 |
| **Date Prepared:** | 02/27/2026 | **BatchID:** | 336546 |
| **Date Analyzed:** | 02/27/2026 | **Extraction Method:** | E8151A |
| **Instrument:** | GC15A | **Analytical Method:** | E8151A |
| **Matrix:** | Water | **Unit:** | µg/L |
| **Project:** | EO-553952 | **Sample ID:** | MB/LCS/LCSD-336546 |

## QC Summary Report for E8151A

| Analyte | LCS Result | LCSD Result | SPK Val | LCS %REC | LCSD %REC | LCS/LCSD Limits | RPD | RPD Limit |
|---|---|---|---|---|---|---|---|---|
| Acifluorfen | 8.7 | 9.3 | 10 | 87 | 93 | 70-130 | 6.79 | 30 |
| Bentazon | 8.9 | 9.2 | 10 | 89 | 92 | 70-130 | 3.54 | 30 |
| Chloramben | 10 | 11 | 10 | 104 | 111 | 70-130 | 7.14 | 30 |
| 2,4-D (Dichlorophenoxyacetic acid) | 8.4 | 9.1 | 10 | 84 | 91 | 70-130 | 8.42 | 30 |
| 2,4-DB | 9.0 | 8.9 | 10 | 90 | 89 | 70-130 | 0.865 | 30 |
| Dalapon | 11 | 12 | 10 | 110 | 119 | 70-130 | 7.56 | 30 |
| DCPA (mono & diacid) | 8.1 | 8.6 | 10 | 81 | 86 | 70-130 | 5.49 | 30 |
| Dicamba | 9.2 | 9.7 | 10 | 92 | 97 | 70-130 | 5.39 | 30 |
| 3,5-Dichlorobenzoic Acid | 8.8 | 9.5 | 10 | 88 | 95 | 70-130 | 7.17 | 30 |
| Dichloroprop | 8.8 | 9.5 | 10 | 88 | 95 | 70-130 | 7.99 | 30 |
| Dinoseb (DNBP) | 9.1 | 9.6 | 10 | 91 | 96 | 70-130 | 5.35 | 30 |
| MCPA | 87 | 95 | 100 | 87 | 95 | 70-130 | 9.07 | 30 |
| MCPP | 90 | 91 | 100 | 90 | 91 | 70-130 | 1.09 | 30 |
| 4-Nitrophenol | 7.8 | 8.3 | 10 | 78 | 83 | 70-130 | 5.55 | 30 |
| Pentachlorophenol (PCP) | 9.1 | 9.5 | 10 | 91 | 95 | 70-130 | 4.83 | 30 |
| Picloram | 7.9 | 8.4 | 10 | 79 | 84 | 70-130 | 6.52 | 30 |
| 2,4,5-T (Trichlorophenoxy acetic acid) | 8.4 | 9.0 | 10 | 84 | 90 | 70-130 | 6.56 | 30 |
| 2,4,5-TP (Silvex) | 8.8 | 9.4 | 10 | 88 | 94 | 70-130 | 5.84 | 30 |
| **Surrogate Recovery** | | | | | | | | |
| DCAA | 9.2 | 9.8 | 10 | 92 | 98 | 70-130 | 6.44 | 30 |

McCampbell Analytical, Inc.
*"When Quality Counts"*

1534 Willow Pass Road, Pittsburg, CA 94565-1701
Toll Free Telephone: (877) 252-9262 / Fax: (925) 252-9269
http://www.mccampbell.com / E-mail: main@mccampbell.com

# Quality Control Report

| | | | |
|---|---|---|---|
| **Client:** | Enthalpy Analytical | **WorkOrder:** | 2602K09 |
| **Date Prepared:** | 02/27/2026 | **BatchID:** | 336681 |
| **Date Analyzed:** | 02/27/2026 | **Extraction Method:** | RSK175 |
| **Instrument:** | GC26 | **Analytical Method:** | RSK175 |
| **Matrix:** | Water | **Unit:** | µg/L |
| **Project:** | EO-553952 | **Sample ID:** | MB/LCS/LCSD-336681 |

## QC Summary Report for RSK175

| Analyte | MB Result | MDL | RL | | | |
|---|---|---|---|---|---|---|
| Carbon Dioxide | ND | 50 | 50 | - | - | - |

| Analyte | LCS Result | LCSD Result | SPK Val | LCS %REC | LCSD %REC | LCS/LCSD Limits | RPD | RPD Limit |
|---|---|---|---|---|---|---|---|---|
| Carbon Dioxide | 160 | 140 | 187.2 | 88 | 72 | 70-130 | 19.6 | 30 |

McCampbell Analytical, Inc.
*"When Quality Counts"*

1534 Willow Pass Road, Pittsburg, CA 94565-1701
Toll Free Telephone: (877) 252-9262 / Fax: (925) 252-9269
http://www.mccampbell.com / E-mail: main@mccampbell.com

# Certified Analyte List

**Client:** Enthalpy Analytical **WorkOrder:** 2602K09

**Project:** EO-553952

| Analyte | Cert 1 | Cert 2 | Cert 3 | Cert 4 | Cert 5 | Analytical Method | Matrix |
|---|---|---|---|---|---|---|---|
| 2,4,5-T (Trichlorophenoxy acetic acid) | ◉ | ◉ | ○ | ○ | ○ | E8151A | Water |
| 2,4,5-TP (Silvex) | ◉ | ◉ | ○ | ○ | ○ | E8151A | Water |
| 2,4-D (Dichlorophenoxyacetic acid) | ◉ | ◉ | ○ | ○ | ○ | E8151A | Water |
| 2,4-DB | ◉ | ◉ | ○ | ○ | ○ | E8151A | Water |
| 3,5-Dichlorobenzoic Acid | ○ | ◉ | ○ | ○ | ○ | E8151A | Water |
| 4-Nitrophenol | ◉ | ◉ | ○ | ○ | ○ | E8151A | Water |
| Acifluorfen | ○ | ◉ | ○ | ○ | ○ | E8151A | Water |
| Bentazon | ○ | ◉ | ○ | ○ | ○ | E8151A | Water |
| Chloramben | ○ | ◉ | ○ | ○ | ○ | E8151A | Water |
| Dalapon | ◉ | ◉ | ○ | ○ | ○ | E8151A | Water |
| DCPA (mono & diacid) | ○ | ◉ | ○ | ○ | ○ | E8151A | Water |
| Dicamba | ◉ | ◉ | ○ | ○ | ○ | E8151A | Water |
| Dichloroprop | ◉ | ◉ | ○ | ○ | ○ | E8151A | Water |
| Dinoseb (DNBP) | ◉ | ◉ | ○ | ○ | ○ | E8151A | Water |
| MCPA | ◉ | ◉ | ○ | ○ | ○ | E8151A | Water |
| MCPP | ◉ | ◉ | ○ | ○ | ○ | E8151A | Water |
| Pentachlorophenol (PCP) | ◉ | ◉ | ○ | ○ | ○ | E8151A | Water |
| Picloram | ○ | ◉ | ○ | ○ | ○ | E8151A | Water |

**Certifications**

| | |
|---|---|
| Cert 1 | CA ELAP 1644 |
| Cert 2 | ORELAP (NELAP) 4033 |

The Certified Analyte Report lists the compounds for which MAI is accredited at the time of issuance. Although MAI holds multiple accreditations, methods with extensive compound lists may not be fully accredited due to state agency availability.

McCampbell Analytical, Inc.
1534 Willow Pass Rd
Pittsburg, CA 94565-1701
(925) 252-9262

# CHAIN-OF-CUSTODY RECORD



**WorkOrder: 2602K09** **ClientCode: ENO** **QuoteID: 262776**

☐ WaterTrax ☐ CLIP ☐ EDF ☑ EQuIS ☑ Dry-Weight ☑ Email ☐ HardCopy ☐ ThirdParty ☑ J-flag

☑ Detection Summary ☑ **Excel** [A1_Standard _QC]

Report to:
David Tripp
Enthalpy Analytical
931 West Barkley Avenue
Orange, CA 92868
714-771-9908 FAX:

Email: david.tripp@enthalpy.com
cc/3rd Party: incomingreports@enthalpy.com;
PO: 079649
Project: EO-553952

Bill to:
Accounts Payable/Enthalpy SoCal
Montrose Environmental Group
PO Box 842165
Boston, MA 02284-2165
003EL_ap@montrose-env.com

**Requested TAT: 2 days;**

*Date Received:* **02/26/2026**
*Date Logged:* **02/26/2026**

| Lab ID | ClientSampID | Matrix | Collection Date | Hold | Requested Tests (See legend below) | | | | | | | | | | | |
|---|---|---|---|---|---|---|---|---|---|---|---|---|---|---|---|---|
| | | | | | 1 | 2 | 3 | 4 | 5 | 6 | 7 | 8 | 9 | 10 | 11 | 12 |
| 2602K09-001 | SOUTH BASIN-STAGE-1-SW | Water | 2/23/2026 07:40 | ☐ | A | A | B | | | | | | | | | |
| 2602K09-002 | SOUTH BASIN-STAGE 1-NW | Water | 2/23/2026 07:50 | ☐ | A | A | B | | | | | | | | | |
| 2602K09-003 | SOUTH BASIN-EASTERN INLET | Water | 2/23/2026 08:25 | ☐ | A | A | B | | | | | | | | | |

**Test Legend:**

| | | | | | | | |
|---|---|---|---|---|---|---|---|
| 1 | 8151_W | 2 | PRDisposal Fee | 3 | RSK175_CO2_W | 4 | |
| 5 | | 6 | | 7 | | 8 | |
| 9 | | 10 | | 11 | | 12 | |

**Project Manager: Jena Alfaro**

**Prepared by: Carolina Garcia**

**Comments:**

NOTE: Soil samples are discarded 60 days after receipt unless other arrangements are made (Water samples are 30 days).
Hazardous samples will be returned to client or disposed of at client expense.

McCampbell Analytical, Inc.
*"When Quality Counts"*

1534 Willow Pass Road, Pittsburg, CA 94565-1701
Toll Free Telephone: (877) 252-9262 / Fax: (925) 252-9269
http://www.mccampbell.com / E-mail: main@mccampbell.com

# WORK ORDER SUMMARY

**Client Name:** ENTHALPY ANALYTICAL **Project:** EO-553952 **Work Order:** 2602K09
**Client Contact:** David Tripp **QC Level:** LEVEL 2
**Contact's Email:** david.tripp@enthalpy.com **Comments:** **Date Logged:** 2/26/2026

☐ WaterTrax ☐ CLIP ☐ EDF ☑ Excel ☐ EQuIS ☑ Email ☐ HardCopy ☐ ThirdParty ☑ J-flag

| LabID | ClientSampID | Matrix | Test Name | Cont./ Comp. | Bottle & Preservative | U** | Head Space | Dry-Weight | Collection Date & Time | TAT | Test Due Date | Sediment Content | Hold | Sub Out |
|---|---|---|---|---|---|---|---|---|---|---|---|---|---|---|
| 001A | SOUTH BASIN-STAGE-1-SW | Water | E8151A (Chlorinated Herbicides) | 1 | 1LA Narrow Mouth, Unpres | ☐ | ☐ | ☐ | 2/23/2026 7:40 | 2 days | 3/2/2026 | Present | ☐ | ☐ |
| 001B | SOUTH BASIN-STAGE-1-SW | Water | RSK175 (CO2) | 2 | VOA, Unpres | ☐ | ☐ | ☐ | 2/23/2026 7:40 | 2 days | 3/2/2026 | Present | ☐ | ☐ |
| 002A | SOUTH BASIN-STAGE 1-NW | Water | E8151A (Chlorinated Herbicides) | 1 | 1LA Narrow Mouth, Unpres | ☐ | ☐ | ☐ | 2/23/2026 7:50 | 2 days | 3/2/2026 | Present | ☐ | ☐ |
| 002B | SOUTH BASIN-STAGE 1-NW | Water | RSK175 (CO2) | 2 | VOA, Unpres | ☐ | ☐ | ☐ | 2/23/2026 7:50 | 2 days | 3/2/2026 | Present | ☐ | ☐ |
| 003A | SOUTH BASIN-EASTERN INLET | Water | E8151A (Chlorinated Herbicides) | 1 | 1LA Narrow Mouth, Unpres | ☐ | ☐ | ☐ | 2/23/2026 8:25 | 2 days | 3/2/2026 | Present | ☐ | ☐ |
| 003B | SOUTH BASIN-EASTERN INLET | Water | RSK175 (CO2) | 2 | VOA, Unpres | ☐ | ☐ | ☐ | 2/23/2026 8:25 | 2 days | 3/2/2026 | Present | ☐ | ☐ |

**NOTES: * STLC and TCLP extractions require 2 days to complete; therefore, all TATs begin after the extraction is completed (i.e., One-day TAT yields results in 3 days from sample submission).**

**- ISM prep requires 5 to 10 days to complete; therefore, all TATs begin after the extraction is completed (i.e., One-day TAT yields results in 6 to 11 days from sample submission). Due date listed on WO summary will not accurately reflect the time needed for sample preparation.**

**- Organic extracts are held for 40 days before disposal; Inorganic extract are held for 30 days.**

**- MAI assumes that all material present in the provided sampling container is considered part of the sample - MAI does not exclude any material from the sample prior to sample preparation unless requested in writing by the client.**

**U** = An unpreserved container was received for a method that suggests a preservation in order to extend hold time for analysis.**

**Cont./Comp. = Containers /Composites**

2602K09

ENTHALPY ANALYTICAL
931 West Barkley Ave
Orange, CA 92868
(714) 771-6900

Subcontract Laboratory:
McCampbell Analytical, Inc.
1534 Willow Pass Rd.
Pittsburg, CA 94565
ATTN:
PO #: Quote ID: 262776

Enthalpy Order: EO-553952
PM: David Tripp
Email: david.tripp@enthalpy.com
CC: incomingreports@enthalpy.com
Phone: 657-581-4710

Results Due: Standard TAT (w/ HT RUSH)
Report Level: II
Report To: MDL
EDDs: Standard Excel EDD

**HOLD TIME RUSH**

Notes:
CHIQUITA Stormwater - Hold time rush please, if necessary

| Sample ID | Collected | Lab ID | # Cont. | Matrix | Analysis Requested | Comment |
|---|---|---|---|---|---|---|
| SOUTH BASIN - STAGE 1-SW | 23-FEB-2026 07:40 | 553952-001 | 1 | Water | EPA 8151A Chlorinated Herbicides | |
| | | | 2 | Water | RSK-175 CO2 | |
| SOUTH BASIN - STAGE 1-NW | 23-FEB-2026 07:50 | 553952-002 | 1 | Water | EPA 8151A Chlorinated Herbicides | |
| | | | 2 | Water | RSK-175 CO2 | |
| SOUTH BASIN - EASTERN INLET | 23-FEB-2026 08:25 | 553952-003 | 1 | Water | EPA 8151A Chlorinated Herbicides | |
| | | | 2 | Water | RSK-175 CO2 | |

| Notes: | Relinquished By: | Received By: |
|---|---|---|
| | [signature] | [signature] |
| | Date: 2.23.26 16:36 | Date: 2/26/26 1004 |
| | | |
| | Date: | Date: |
| | | |
| | Date: | Date: |

GLS:564117439

1.8 wet IR48

McCampbell Analytical, Inc.
*"When Quality Counts"*

1534 Willow Pass Road, Pittsburg, CA 94565-1701
Toll Free Telephone: (877) 252-9262 / Fax: (925) 252-9269
http://www.mccampbell.com / E-mail: main@mccampbell.com

# Sample Receipt Checklist

| | | | |
|---|---|---|---|
| Client Name: | Enthalpy Analytical | Date and Time Received: | 2/26/2026 10:04 |
| Project: | EO-553952 | Date Logged: | 2/26/2026 |
| | | Received by: | |
| WorkOrder №: | 2602K09 Matrix: | Logged by: | Carolina Garcia |
| Carrier: | Golden State Overnight | | |

## Chain of Custody (COC) Information

| | | | | | | |
|---|---|---|---|---|---|---|
| Chain of custody present? | Yes | ☑ | No | ☐ | | |
| Chain of custody signed when relinquished and received? | Yes | ☑ | No | ☐ | | |
| Chain of custody agrees with sample labels? | Yes | ☑ | No | ☐ | | |
| Sample IDs noted by Client on COC? | Yes | ☑ | No | ☐ | | |
| Date and Time of collection noted by Client on COC? | Yes | ☑ | No | ☐ | | |
| Sampler's name noted on COC? | Yes | ☑ | No | ☐ | | |
| COC agrees with Quote? | Yes | ☑ | No | ☐ | NA | ☐ |
| COC quote is active? | Yes | ☐ | No | ☐ | NA | ☑ |

## Sample Receipt Information

| | | | | | | |
|---|---|---|---|---|---|---|
| Custody seals intact on shipping container/cooler? | Yes | ☐ | No | ☐ | NA | ☑ |
| Custody seals intact on sample bottles? | Yes | ☐ | No | ☐ | NA | ☑ |
| Shipping container/cooler in good condition? | Yes | ☑ | No | ☐ | | |
| Samples in proper containers/bottles? | Yes | ☑ | No | ☐ | | |
| Sample containers intact? | Yes | ☑ | No | ☐ | | |
| Sufficient sample volume for indicated test? | Yes | ☑ | No | ☐ | | |

## Sample Preservation and Hold Time (HT) Information

| | | | | | | |
|---|---|---|---|---|---|---|
| All samples received within holding time? | Yes | ☑ | No | ☐ | NA | ☐ |
| Samples Received on Ice? | Yes | ☑ | No | ☐ | | |
| | (Ice Type: WET ICE ) | | | | | |
| Sample/Temp Blank temperature | | Temp: 1.8°C | | | NA | ☐ |
| ZHS conditional analyses: VOA meets zero headspace requirement (VOCs, TPHg/BTEX, RSK)? | Yes | ☐ | No | ☐ | NA | ☑ |
| Sample labels checked for correct preservation? | Yes | ☑ | No | ☐ | | |
| pH acceptable upon receipt (Metal: <2)? | Yes | ☐ | No | ☐ | NA | ☑ |

UCMR Samples:

| | | | | | | |
|---|---|---|---|---|---|---|
| pH tested and acceptable upon receipt (200.7: ≤2; 533: 6 - 8; 537.1: 6 - 8)? | Yes | ☐ | No | ☐ | NA | ☑ |
| Free Chlorine tested and acceptable upon receipt (<0.1mg/L) [not applicable to 200.7]? | Yes | ☐ | No | ☐ | NA | ☑ |

Comments:

**Laboratory Job Number 553952**

**Subcontracted Products**

**Enthalpy - El Dorado Hills**

March 16, 2026

**Enthalpy Analytical - El Dorado Hills**
**Work Order No. 2602278**

Mr. David Tripp
Enthalpy Analytical
931 W. Barkley Avenue
Orange, CA 92868

Dear Mr. Tripp,

Enclosed are the results for the sample set received at Enthalpy Analytical - EDH on February 24, 2026 under your Project Name 'EO-553952'.

Enthalpy Analytical - EDH is committed to serving you effectively. If you require additional information, please contact me at 916-673-1520 or by email at mark.rein@enthalpy.com.

Thank you for choosing Enthalpy Analytical - EDH as part of your analytical support team.

Sincerely,



Mark Rein
Project Manager

*Enthalpy Analytical -EDH certifies that the report herein meets all the requirements set forth by NELAP for those applicable test methods. Results relate only to the samples as received by the laboratory. This report should not be reproduced except in full without the written approval of Enthalpy Analytical -EDH .*

**Enthalpy Analytical - EDH Work Order No. 2602278**
**Case Narrative**

**Sample Condition on Receipt:**

Three water samples were received and stored securely in accordance with Enthalpy Analytical - EDH standard operating procedures and EPA methodology. The samples were received in good condition and within the method temperature requirements.

**Analytical Notes:**

**EPA Method 8290A**

The samples were extracted and analyzed for 2,3,7,8 TCDD by EPA Method 8290A using a ZB-DIOXIN GC column.

Holding Times

The method holding time criteria were met for these samples.

Quality Control

The Initial Calibration and Continuing Calibration Verifications met the method acceptance criteria.

A Method Blank and Ongoing Precision and Recovery (OPR) sample were extracted and analyzed with the preparation batch. No analytes were detected above the sample quantitation limits in the Method Blank. The OPR recoveries were within the method acceptance criteria.

Labeled standard recoveries for all QC and field samples were within method acceptance criteria.

Table of Contents


Case Narrative..... 1

Table of Contents..... 3

Sample Inventory..... 4

Analytical Results..... 5

Qualifiers..... 11

Certifications..... 12

Sample Receipt..... 13

# Sample Inventory Report

| Sample ID | Client Sample ID | Sampled | Received | Components/Containers |
|---|---|---|---|---|
| 2602278-01 | SOUTH BASIN - STAGE 1-SW | 23-Feb-26 07:40 | 24-Feb-26 08:56 | Amber Glass WM Bottle, 1L |
| 2602278-02 | SOUTH BASIN - STAGE 1-NW | 23-Feb-26 07:50 | 24-Feb-26 08:56 | Amber Glass NM Bottle, 1L |
| 2602278-03 | SOUTH BASIN - EASTERN INLET | 23-Feb-26 08:25 | 24-Feb-26 08:56 | Amber Glass WM Bottle, 1L |

**ANALYTICAL RESULTS**

## Sample ID: Method Blank

**EPA Method 8290A**

**Client Data**

Name: Enthalpy Analytical
Project: EO-553952
Matrix: Aqueous

**Laboratory Data**

Lab Sample: B26C133-BLK1
QC Batch: B26C133
Sample Size: 1.00 L
Date Extracted: 11-Mar-26
Column: ZB-DIOXIN

| Analyte | Conc. (pg/L) | MDL | RL | Qualifiers | Analyzed | Dilution |
|---|---|---|---|---|---|---|
| 2,3,7,8-TCDD | ND | 1.78 | 5.00 | | 12-Mar-26 15:33 | 1 |

| Labeled Standards | Type | % Recovery | Limits | Qualifiers | Analyzed | Dilution |
|---|---|---|---|---|---|---|
| 13C-2,3,7,8-TCDD | IS | 91.2 | 40 - 135 | | 12-Mar-26 15:33 | 1 |
| 37Cl-2,3,7,8-TCDD | CRS | 99.6 | 40 - 135 | | 12-Mar-26 15:33 | 1 |

MDL - Method Detection Limit
RL - Reporting limit

Results reported to MDL.

## Sample ID: OPR

**EPA Method 8290A**

**Client Data**

Name: Enthalpy Analytical
Project: EO-553952
Matrix: Aqueous

**Laboratory Data**

Lab Sample: B26C133-BS1
QC Batch: B26C133
Sample Size: 1.00 L
Date Extracted: 11-Mar-26 03:44
Column: ZB-DIOXIN

| Analyte | Amt Found (pg/L) | Spike Amt | % Recovery | Limits | Qualifiers | Analyzed | Dilution |
|---|---|---|---|---|---|---|---|
| 2,3,7,8-TCDD | 192 | 200 | 96.0 | 70-130 | | 12-Mar-26 11:44 | 1 |

| Labeled Standards | Type | % Recovery | Limits | Qualifiers | Analyzed | Dilution |
|---|---|---|---|---|---|---|
| 13C-2,3,7,8-TCDD | IS | 88.3 | 40-135 | | 12-Mar-26 11:44 | 1 |
| 37Cl-2,3,7,8-TCDD | CRS | 92.1 | 40-135 | | 12-Mar-26 11:44 | 1 |

## Sample ID: SOUTH BASIN - STAGE 1-SW

**EPA Method 8290A**

**Client Data**

| | |
|---|---|
| Name: | Enthalpy Analytical |
| Project: | EO-553952 |
| Matrix: | Water |
| Date Collected: | 23-Feb-26 07:40 |

**Laboratory Data**

| | | | |
|---|---|---|---|
| Lab Sample: | 2602278-01 | Date Received: | 24-Feb-26 08:56 |
| QC Batch: | B26C133 | Date Extracted: | 11-Mar-26 |
| Sample Size: | 1.01 L | Column: | ZB-DIOXIN |

| Analyte | Conc. (pg/L) | MDL | RL | Qualifiers | Analyzed | Dilution |
|---|---|---|---|---|---|---|
| 2,3,7,8-TCDD | ND | 1.75 | 4.93 | | 12-Mar-26 20:52 | 1 |

| Labeled Standards | Type | % Recovery | Limits | Qualifiers | Analyzed | Dilution |
|---|---|---|---|---|---|---|
| 13C-2,3,7,8-TCDD | IS | 93.6 | 40 - 135 | | 12-Mar-26 20:52 | 1 |
| 37Cl-2,3,7,8-TCDD | CRS | 93.5 | 40 - 135 | | 12-Mar-26 20:52 | 1 |

MDL - Method Detection Limit
RL - Reporting limit

Results reported to MDL.

## Sample ID: SOUTH BASIN - STAGE 1-NW

**EPA Method 8290A**

**Client Data**

| | |
|---|---|
| Name: | Enthalpy Analytical |
| Project: | EO-553952 |
| Matrix: | Water |
| Date Collected: | 23-Feb-26 07:50 |

**Laboratory Data**

| | | | |
|---|---|---|---|
| Lab Sample: | 2602278-02 | Date Received: | 24-Feb-26 08:56 |
| QC Batch: | B26C133 | Date Extracted: | 11-Mar-26 |
| Sample Size: | 1.02 L | Column: | ZB-DIOXIN |

| Analyte | Conc. (pg/L) | MDL | RL | Qualifiers | Analyzed | Dilution |
|---|---|---|---|---|---|---|
| 2,3,7,8-TCDD | ND | 1.75 | 4.92 | | 12-Mar-26 21:38 | 1 |

| Labeled Standards | Type | % Recovery | Limits | Qualifiers | Analyzed | Dilution |
|---|---|---|---|---|---|---|
| 13C-2,3,7,8-TCDD | IS | 82.9 | 40 - 135 | | 12-Mar-26 21:38 | 1 |
| 37Cl-2,3,7,8-TCDD | CRS | 89.6 | 40 - 135 | | 12-Mar-26 21:38 | 1 |

MDL - Method Detection Limit
RL - Reporting limit

Results reported to MDL.

## Sample ID: SOUTH BASIN - EASTERN INLET

**EPA Method 8290A**

**Client Data**

| | |
|---|---|
| Name: | Enthalpy Analytical |
| Project: | EO-553952 |
| Matrix: | Water |
| Date Collected: | 23-Feb-26 08:25 |

**Laboratory Data**

| | | | |
|---|---|---|---|
| Lab Sample: | 2602278-03 | Date Received: | 24-Feb-26 08:56 |
| QC Batch: | B26C133 | Date Extracted: | 11-Mar-26 |
| Sample Size: | 1.02 L | Column: | ZB-DIOXIN |

| Analyte | Conc. (pg/L) | MDL | RL | Qualifiers | Analyzed | Dilution |
|---|---|---|---|---|---|---|
| 2,3,7,8-TCDD | ND | 1.74 | 4.90 | | 12-Mar-26 22:23 | 1 |

| Labeled Standards | Type | % Recovery | Limits | Qualifiers | Analyzed | Dilution |
|---|---|---|---|---|---|---|
| 13C-2,3,7,8-TCDD | IS | 89.1 | 40 - 135 | | 12-Mar-26 22:23 | 1 |
| 37Cl-2,3,7,8-TCDD | CRS | 96.3 | 40 - 135 | | 12-Mar-26 22:23 | 1 |

MDL - Method Detection Limit
RL - Reporting limit

Results reported to MDL.

# DATA QUALIFIERS & ABBREVIATIONS

| | |
|---|---|
| B | Compound was also detected in the method blank |
| Conc. | Concentration |
| CRS | Cleanup Recovery Standard |
| D | Dilution |
| DL | Detection Limit |
| E | Concentration exceeded the calibration range |
| EDL | Estimated Detection Limit |
| EMPC | Estimated Maximum Possible Concentration |
| H | Recovery and/or RPD was outside laboratory acceptance limits |
| I | Chemical Interference |
| IS | Internal Standard |
| J | Estimated Concentration below the Reporting Limit/LOQ |
| LOD | Limit of Detection |
| LOQ | Limit of Quantitation |
| MDL | Method Detection Limit |
| NA | Not Applicable |
| ND | Not Detected |
| OPR | Ongoing Precision and Recovery sample |
| P | Concentration may include contribution from chlorinated diphenyl ether(s). |
| Q | Ion transition ratio is outside of the acceptance criteria. |
| RL | Reporting Limit (MRL) |
| TEQ | Toxic Equivalency, sum of the toxic equivalency factors (TEF) multiplied by the sample concentrations. |
| TEQMax | TEQ calculated using the detection limit as the concentration for non-detects |
| TEQMin | TEQ calculated using zero as the concentration for non-detects |
| TEQRisk | TEQ calculated using ½ the detection limit as the concentration for non-detects |
| U | Not Detected (specific projects only) |
| * | See Cover Letter |

Unless otherwise noted, solid sample results are reported in dry weight. Tissue samples are reported in wet weight.

**Enthalpy Analytical - EDH Certifications**

| Accrediting Authority | Certificate Number |
|---|---|
| Alaska Department of Environmental Conservation | 17-013 |
| California Department of Health – ELAP | 2892 |
| DoD ELAP - A2LA Accredited - ISO/IEC 17025 | 3091.01 |
| Florida Department of Health | E87777 |
| Louisiana Department of Environmental Quality | 01977 |
| Maine Department of Health | 2020018 |
| Michigan Department of Environmental Quality | 9932 |
| Minnesota Department of Health | 2211390 |
| Nevada Division of Environmental Protection | CA00413 |
| New Hampshire Environmental Accreditation Program | 207721 |
| New Jersey Department of Environmental Protection | CA003 |
| New York Department of Health | 11411 |
| Ohio Environmental Protection Agency | 87778 |
| Oregon Laboratory Accreditation Program | 4042-021 |
| Texas Commission on Environmental Quality | T104704189-22-13 |
| Vermont Department of Health | VT-4042 |
| Virginia Department of General Services | 11276 |
| Washington Department of Ecology | C584 |
| Wisconsin Department of Natural Resources | 998036160 |

*Current certificates and lists of licensed parameters can be found at Enthalpy.com/Resources/Accreditations.*

ENTHALPY ANALYTICAL

931 West Barkley Ave
Orange, CA 92868
(714) 771-6900

Subcontract Laboratory:
Enthalpy - El Dorado Hills
1104 Windfield Way
El Dorado Hills, CA 95762
ATTN: Mark Rein
PO #: Required, to be sent via email

Enthalpy Order: EO-553952
PM: David Tripp
Email: david.tripp@enthalpy.com
CC: incomingreports@enthalpy.com
Phone: 657-581-4710

2602278 0.3°C

Results Due: Standard TAT (15wd TAT)
Report Level: II
Report To: MDL
EDDs: BLDR:Enthalpy (the normal EDD you send to Orange)

Notes:
CHIQUITA Stormwater - 15wd TAT or less if at all possible. No decanting.

| Sample ID | Collected | Lab ID | # Cont. | Matrix | Analysis Requested | Comment |
|---|---|---|---|---|---|---|
| SOUTH BASIN - STAGE 1-SW | 23-FEB-2026 07:40 | 553952-001 | 1 | Water | EPA 8290 - 2,3,7,8-TCDD Only | |
| SOUTH BASIN - STAGE 1-NW | 23-FEB-2026 07:50 | 553952-002 | 1 | Water | EPA 8290 - 2,3,7,8-TCDD Only | |
| SOUTH BASIN - EASTERN INLET | 23-FEB-2026 08:25 | 553952-003 | 1 | Water | EPA 8290 - 2,3,7,8-TCDD Only | |

| Notes: | Relinquished By: | Received By: |
|---|---|---|
| | [signature] | [signature] |
| | Date: 2.23.26 15:00 | Date: 02/24/20 05:56 |
| | | |
| | Date: | Date: |
| | | |
| | Date: | Date: |

# CoC/Label Reconciliation Report WO# 2602278

| LabNumber | CoC Sample ID | SampleAlias | Sample Date/Time | Container | BaseMatrix | Sample Comments |
|---|---|---|---|---|---|---|
| 2602278-01 | A SOUTH BASIN - STAGE 1-SW | 553952-001 | 23-Feb-26 07:40 | Amber Glass WM Bottle, 1L | Aqueous | |
| 2602278-02 | A SOUTH BASIN - STAGE 1-NW | 553952-002 | 23-Feb-26 07:50 | Amber Glass NM Bottle, 1L | Aqueous | |
| 2602278-03 | A SOUTH BASIN - EASTERN INLET | 553952-003 | 23-Feb-26 08:25 | Amber Glass WM Bottle, 1L | Aqueous | |

Checkmarks indicate that information on the COC reconciled with the sample label.
Any discrepancies are noted in the following columns.

| CONDITION | Yes | No | NA |
|---|---|---|---|
| Sample Container Intact? | ✓ | | |
| Sample Container(s) Custody Seals Intact? | | | ✓ |
| Custody Seals On Cooler Intact? | | | ✓ |
| Adequate Sample Volume? | ✓ | | |
| Container Type Appropriate for Analysis(es)? | ✓ | | |

Comments:
(A = NO Backup volume

Preservation Documented: Na2S2O3 Trizma NH4CH3CO2 (None) Other

Verifed by/Date: XAS 02/24/26
MMS 02/24/26

Enthalpy Analytical
931 West Barkley Ave
Orange, CA 92868
(714) 771-6900

enthalpy.com

Lab Job Number : 554518
Report Level : II
Report Date : 03/24/2026

**Analytical Report** *prepared for:*

Dylan Smith
Waste Connections
Chiquita Canyon Landfill
29201 Henry Mayo Drive
Castaic, CA 91384

Project: CCLF STORMWATER - Chiquita Canyon Stormwater - FULL FINAL REPORT

*Authorized for release by:*

David Tripp, Project Manager
657-581-4710
david.tripp@enthalpy.com

This data package has been reviewed for technical correctness and completeness. Release of this data has been authorized by the Laboratory Manager or the Manager's designee, as verified by the above signature which applies to this PDF file as well as any associated electronic data deliverable files. The results contained in this report meet all requirements of NELAP and pertain only to those samples which were submitted for analysis. This report may be reproduced only in its entirety.

CA ELAP# 1338, CA ELAP #1338-S1, NELAP# 4038, SCAQMD LAP# 18LA0518, LACSD ID# 10105, ORELAP# 4197

ENTHALPY ANALYTICAL

# Sample Summary

| | | |
|---|---|---|
| Dylan Smith<br>Waste Connections<br>Chiquita Canyon Landfill<br>29201 Henry Mayo Drive<br>Castaic, CA 91384 | Lab Job #:<br>Project No:<br>Location:<br><br>Date Received: | 554518<br>CCLF STORMWATER<br>Chiquita Canyon Stormwater - FULL FINAL REPORT<br>02/28/26 |

| Sample ID | Lab ID | Collected | Matrix |
|---|---|---|---|
| SOUTH BASIN - EASTERN INLET | 554518-001 | 02/28/26 13:40 | Water |

# Case Narrative

| | |
|---|---|
| Waste Connections<br>Chiquita Canyon Landfill<br>29201 Henry Mayo Drive<br>Castaic, CA 91384<br>Dylan Smith | Lab Job Number: 554518<br>Project No: CCLF STORMWATER<br>Location: Chiquita Canyon Stormwater - FULL FINAL REPORT<br>Date Received: 02/28/26 |

- This data package contains sample and QC results for one water sample, requested for the above referenced project on 03/01/26. The sample was received in good condition.
- DILUTIONS: Dilutions in this report were performed solely for the purpose of reporting target analytes within method calibration ranges - except where otherwise noted below.
- EPA 1664A, EPA 200.7, EPA 200.8, EPA 245.1, EPA 300.0, EPA 350.1, EPA 420.1, EPA 625.1, EPA 8081A, EPA 8082, EPA 8270C-SIM, EPA 8270E, SM 4500-CN-E, SM 4500-S2-D, SM 5310B, SM 9221B, SM 9221F, SM2130B, SM2320B, SM2510B, SM2540C, SM2540D, SM5210B, and SM5220D analyses were performed at 931 West Barkley Ave, Orange, CA, 92868.
- EPA 8260B analysis was performed at 2532 E Cerritos Ave., Anaheim, CA, 92806.

**Volatile Organics by GC/MS (EPA 8260B):**
No analytical problems were encountered.

**Semivolatile Organics by GC/MS (EPA 8270E):**

- High response was observed for 2,4-dinitrotoluene in the CCV analyzed 03/06/26 09:26; affected data was qualified with "b".
- Low recoveries were observed for a number of analytes in the BSD for batch 397298; the associated RPDs were within limits.
- No other analytical problems were encountered.

**Semivolatile Organics by GC/MS (EPA 625.1):**

- Low recovery was observed for a-terpineol in the BSD for batch 397298. High RPD was also observed for a-terpineol in the BS/BSD for batch 397298; this analyte was not detected at or above the RL in the associated sample.
- Low surrogate recoveries were observed for 2-fluorophenol in SOUTH BASIN - EASTERN INLET (lab # 554518-001), the method blank/BS/BSD for batch 396735, and the BSD for batch 397298.
- Low surrogate recoveries were observed for phenol-d6 in SOUTH BASIN - EASTERN INLET (lab # 554518-001), the method blank/BS/BSD for batch 396735, and the method blank/BSD for batch 397298.
- No other analytical problems were encountered.

**Semivolatile Organics by GC/MS SIM (EPA 8270C-SIM):**
No analytical problems were encountered.

**Pesticides (EPA 8081A):**
No analytical problems were encountered.

**Total Organic Carbon by IR (SM 5310B):**
No analytical problems were encountered.

**PCBs (EPA 8082):**
No analytical problems were encountered.

**Metals (EPA 200.7, EPA 200.8, and EPA 245.1):**

- Low recoveries were observed for antimony and tin in the MS/MSD of SOUTH BASIN - EASTERN INLET (lab # 554518-001); the LCS was within limits, and the associated RPDs were within limits. High recovery was observed for manganese in the MS of SOUTH BASIN - EASTERN INLET (lab # 554518-001); the LCS was within limits, and the associated RPD was within limits.
- No other analytical problems were encountered.

**Ion Chromatography (EPA 300.0):**

- High recoveries were observed for a number of analytes in the MS/MSD for batch 396710; the parent sample was not a project sample, the LCS was within limits, and the associated RPDs were within limits.
- No other analytical problems were encountered.

**Conductivity (SM2510B):**
No analytical problems were encountered.

**Total Oil & Grease (HEM) (EPA 1664A):**

- Matrix spikes were not performed for this analysis due to insufficient sample volume.
- No analytical problems were encountered.

**Total Phenolics (EPA 420.1):**
No analytical problems were encountered.

**Alkalinity (SM2320B):**
No analytical problems were encountered.

**Sulfide (SM 4500-S2-D):**
No analytical problems were encountered.

**Total Dissolved Solids (TDS) (SM2540C):**
No analytical problems were encountered.

**Total Suspended Solids (TSS) (SM2540D):**

- High RPD was observed for total suspended solids in the SDUP for batch 396770; the parent sample was not a project sample.
- No other analytical problems were encountered.

**Chemical Oxygen Demand (SM5220D):**
No analytical problems were encountered.

**Biochemical Oxygen Demand (SM5210B):**
No analytical problems were encountered.

**Turbidity (SM2130B):**
No analytical problems were encountered.

**Cyanide - Semi-Automated Method (SM 4500-CN-E and SM 4500-CN-E):**
No analytical problems were encountered.

**Coliform - 9221 Tests (SM 9221B and SM 9221F):**
No analytical problems were encountered.

**Ammonia and TKN- Semi-Automated Method (SM 4500-NH3-G):**

- Low recovery was observed for ammonia-N in the MSD for batch 396847; the parent sample was not a project sample, the LCS was within limits, and the associated RPD was within limits.
- No other analytical problems were encountered.

**Organophosphorus Pesticides (EPA 8141A):**
Pace Laboratories in Bakersfield, CA performed the analysis (see sublab report section for certifications). Please see the Pace Laboratories case narrative.

**8151A Chlorinated Herbicides (EPA 8151A):**
McCampbell Analytical, Inc. in Pittsburg, CA performed the analysis (NELAP certified). Please see the McCampbell Analytical, Inc. case narrative.

**RSK-175 CO2 (RSK-175):**
McCampbell Analytical, Inc. in Pittsburg, CA performed the analysis (see sublab report section for certifications). Please see the McCampbell Analytical, Inc. case narrative.

**Dioxins & Furans (EPA 8290):**
Enthalpy - El Dorado Hills in El Dorado Hills, CA performed the analysis (see sublab report section for certifications). Please see the Enthalpy - El Dorado Hills case narrative.

Login 554518

ALPY
TICAL

ge

931 W. Barkley Avenue, Orange, CA 92868

Phone 714-771-6900

## Chain of Custody Record

Lab No:

Page: 1 of 3

**Turn Around Time (rush by advanced notice only)**

| | | | | | |
|---|---|---|---|---|---|
| Standard: | | 5 Day: | | 3 Day: | |
| 2 Day: | | 1 Day: | X | Custom TAT: | |

**Matrix:** A = Air S = Soil/Solid
W = Water DW = Drinking Wate SD = Sediment
PP = Pure Product SEA = Sea Water
SW = Swab T = Tissue WP = Wipe O = Other

**Preservatives:**
1 = $Na_2S_2O_3$ 2 = HCl 3 = $HNO_3$
4 = $H_2SO_4$ 5 = NaOH 6 = Other

**Sample Receipt Temp:**

(lab use only)

| CUSTOMER INFORMATION | | PROJECT INFORMATION | |
|---|---|---|---|
| Company: | Chiquita Canyon, LLC | Name: | Stormwater Outlet |
| Report To: | Matt Breuer | Number: | |
| Email: | matthew.breuer@wasteconnection | P.O. #: | |
| Address: | 29201 Henry Mayo Drive | Address: | 29201 Henry Mayo Drive |
| | Castaic, CA 91384 | | Castaic, CA 91384 |
| Phone: | 682-559-3880 | Global ID: | |
| Fax: | | Sampled By: | CH, GA, ST |

**Analysis Request**

| | Sample ID | Sampling Date | Sampling Time | Matrix | Container No. / Size | Pres. | 200.7/200.8 Metals (see comments) | 245.1 Mercury | 4500-CN-E Cyanide | 8081 Pesticides / 8082 PCBs | 8141 Organophosphorous Pesticides | 8151 Herbicides | 8260 VOCs | 8260 Acrolein/Acrylonitrile | 8270C | 8290 2,3,7,8-TCDD | Test Instructions / Comments |
|---|---|---|---|---|---|---|---|---|---|---|---|---|---|---|---|---|---|
| 1 | South Basin - Eastern Inlet | 02/28/26 | 1340 | W | 31 | 1,2,4,6 | X | X | X | X | X | X | X | X | X | X | Temp: 22.0°C, pH 6.88 |
| 2 | | | | | | | | | | | | | | | | | |
| 3 | | | | | | | | | | | | | | | | | |
| 4 | | | | | | | | | | | | | | | | | |
| 5 | | | | | | | | | | | | | | | | | |
| 6 | | | | | | | | | | | | | | | | | |
| 7 | | | | | | | | | | | | | | | | | |
| 8 | | | | | | | | | | | | | | | | | |
| 9 | | | | | | | | | | | | | | | | | |
| 10 | | | | | | | | | | | | | | | | | |

**Test Instructions / Comments**

**200.8 - Ag, As, B, Ba, Be, Cd, Co, Cr, Cu, Ni, Mn, Pb, Sb, Se, Sn, Tl, V, Zn**
**200.7 - Fe, Ca, K, Mg, Na**

**Additional email recipients:**
**matt.breuer@wasteconnections.com**
**stormwater@wasteconnections.com**
**tmb@swteng.com**
**aav@swteng.com**

IR10
5.5, 5.7
5.6, 5.8

**Direct invoices to:**
**Maribel Bolanos**
**(661) 257-3665**

| | Signature | Print Name | Company / Title | Date / Time |
|---|---|---|---|---|
| 1 Relinquished By: | [signature] | G. Alvarenga | CTEH | 2/28/26 16.30 |
| 1 Received By: | [signature] | NI CKO | RA | 2-28-26 1630 |
| 2 Relinquished By: | | | | |
| 2 Received By: | | | | |
| 3 Relinquished By: | | | | |
| 3 Received By: | | | | |

# SAMPLE RECEIPT CHECKLIST

**Section 1: General Info**
Date Received: 2-28-16 WO# 554518 Client: Waste Connections

**Section 2: Shipping / Custody** **Are custody seals present?** ☒ Yes ☐ No
Custody seals intact on arrival? ☒ N/A ☐ Yes ☐ No ☐ On cooler / box ☐ On samples
☐ Courier ☒ Walk-In ☐ Field Sampling ☐ Shipping Info: _____

**Section 3a: Condition / Packaging** ☐ **Outside 0.0 - 6.0°C (0.0 - 10.0°C for microbiology) (PM notified)**
Date Opened 2-28-16 By (initials) NG Type of ice used: ☒ Wet ☐ Blue/Gel ☐ None
☐ Samples received on ice directly from the field; cooling process had begun. (if checked, skip temperatures)
☐ Sample matrix doesn't require cooling (e.g. air, bulk PCB). (if checked, skip temperatures)
If no cooler: Observed/Adjusted Temp (°C): _____ / _____ Thermometer/IR Gun: IR 10 CF: 0.2
Cooler Temp (°C) #1: 5.5 / 5.7 #2: 5.6 / 5.8 #3: ____ / ____ #4: ____ / ____ #5: ____ / ____ #6: ____ / ____

**Section 3b: Microbiology Samples** ☒ **No microbiology samples submitted (skip 3b)**
☐ Within temp range 0.0 - 10.0°C or received on ice directly from field.
☐ Adequate headspace for microbiology analysis.

**Section 3c: Air Samples** ☒ **No air samples submitted (skip 3c)**
☐ 1.4L Canisters ☐ 6L Canisters ☐ Tedlar Bags ☐ MCE Cassettes ☐ Sorbent Tubes ☐ Other _____

| Section 4: Containers / Labels / Samples | YES | NO | N/A |
|---|---|---|---|
| 1) Were custody papers present, filled properly, and legible? | X | | |
| 2) Is the sampler's name present on the CoC? | X | | |
| 3) Were containers received in good condition (unbroken / unopened / uncompromised)? | X | | |
| 4) Were the samples bagged? (required for microbiology samples; recommended for soil samples) | | | X |
| 5) Were all of, and only, the correct samples received? | X | | |
| 6) Are sample labels present, legible, and in agreement with the CoC? | X | | |
| 7) Does the container count match the CoC? | X | | |
| 8) Was sufficient sample volume / mass received for the analyses requested? | X | | |
| 9) Were samples received in proper containers for the analyses requested? | X | | |
| 10) Were samples received with > 1/2 holding time remaining? | X | | |
| 11) Are samples properly preserved as indicated by CoC / labels? | X | | |
| 12) Unpreserved VOAs received - If necessary, was the hold time changed in LIMS? | | | X |
| 13) Are VOA vials free from headspace/bubbles > 6mm? | X | | |

**Section 5: Explanations / Comments**
(If no comments are made, then no discrepancies noted.)

☐ **No additional discrepancies**

**Date Logged** 2-28-16 **By (print)** NG **(sign)** _____
**Date Labeled** 2-28-16 **By (print)** NG **(sign)** _____

ENTHALPY ANALYTICAL

# Analysis Results for 554518

Dylan Smith
Waste Connections
Chiquita Canyon Landfill
29201 Henry Mayo Drive
Castaic, CA 91384

Lab Job #: 554518
Project No: CCLF STORMWATER
Location: Chiquita Canyon Stormwater - FULL
FINAL REPORT
Date Received: 02/28/26

**Sample ID:** **SOUTH BASIN - EASTERN INLET** **Lab ID:** **554518-001** **Matrix:** **Water** **Collected:** **02/28/26 13:40**

| 554518-001 Analyte | Result | Qual | Units | RL | MDL | DF | Batch | Prepared | Analyzed | Chemist |
|---|---|---|---|---|---|---|---|---|---|---|
| Method: EPA 1664A<br>Prep Method: METHOD | | | | | | | | | | |
| Total Oil and Grease | **1.5** | J | mg/L | 4.8 | 0.94 | 0.97 | 396748 | 03/01/26 | 03/02/26 | JAG |
| Method: EPA 200.7<br>Prep Method: EPA 3015A | | | | | | | | | | |
| Calcium | **55** | | mg/L | 0.10 | 0.0095 | 1 | 396751 | 03/01/26 | 03/01/26 | TWJ |
| Iron | **27** | | mg/L | 0.050 | 0.017 | 1 | 396751 | 03/01/26 | 03/01/26 | TWJ |
| Magnesium | **12** | | mg/L | 0.10 | 0.017 | 1 | 396751 | 03/01/26 | 03/01/26 | TWJ |
| Potassium | **11** | | mg/L | 0.50 | 0.20 | 1 | 396751 | 03/01/26 | 03/01/26 | TWJ |
| Sodium | **15** | | mg/L | 0.50 | 0.017 | 1 | 396751 | 03/01/26 | 03/01/26 | TWJ |
| Method: EPA 200.8<br>Prep Method: EPA 3015A | | | | | | | | | | |
| Antimony | ND | | ug/L | 2.0 | 1.0 | 1 | 396774 | 03/01/26 | 03/02/26 | DXC |
| Arsenic | **7.8** | | ug/L | 2.0 | 0.27 | 1 | 396774 | 03/01/26 | 03/02/26 | DXC |
| Barium | **210** | | ug/L | 5.0 | 0.44 | 1 | 396774 | 03/01/26 | 03/02/26 | DXC |
| Beryllium | **0.87** | J | ug/L | 1.0 | 0.060 | 1 | 396774 | 03/01/26 | 03/02/26 | DXC |
| Boron | **70** | | ug/L | 50 | 38 | 5 | 396774 | 03/01/26 | 03/02/26 | DXC |
| Cadmium | **0.33** | J | ug/L | 1.0 | 0.072 | 1 | 396774 | 03/01/26 | 03/02/26 | DXC |
| Chromium | **26** | | ug/L | 5.0 | 0.43 | 1 | 396774 | 03/01/26 | 03/02/26 | DXC |
| Cobalt | **9.6** | | ug/L | 1.0 | 0.090 | 1 | 396774 | 03/01/26 | 03/02/26 | DXC |
| Copper | **29** | | ug/L | 3.0 | 0.96 | 1 | 396774 | 03/01/26 | 03/02/26 | DXC |
| Lead | **18** | | ug/L | 5.0 | 0.23 | 1 | 396774 | 03/01/26 | 03/02/26 | DXC |
| Manganese | **360** | | ug/L | 10 | 3.8 | 1 | 396774 | 03/01/26 | 03/02/26 | DXC |
| Nickel | **20** | | ug/L | 5.0 | 1.3 | 1 | 396774 | 03/01/26 | 03/02/26 | DXC |
| Selenium | ND | | ug/L | 4.0 | 1.9 | 1 | 396774 | 03/01/26 | 03/02/26 | DXC |
| Silver | ND | | ug/L | 5.0 | 0.37 | 1 | 396774 | 03/01/26 | 03/02/26 | DXC |
| Thallium | ND | | ug/L | 1.0 | 0.25 | 1 | 396774 | 03/01/26 | 03/02/26 | DXC |
| Tin | ND | | ug/L | 5.0 | 1.5 | 1 | 396774 | 03/01/26 | 03/02/26 | DXC |
| Vanadium | **47** | | ug/L | 5.0 | 0.36 | 1 | 396774 | 03/01/26 | 03/02/26 | DXC |
| Zinc | **110** | | ug/L | 10 | 7.6 | 1 | 396774 | 03/01/26 | 03/02/26 | DXC |
| Method: EPA 245.1<br>Prep Method: EPA 245.1 | | | | | | | | | | |
| Mercury | ND | | ug/L | 0.40 | 0.089 | 1 | 396755 | 03/01/26 | 03/01/26 | KCD |
| Method: EPA 300.0<br>Prep Method: METHOD | | | | | | | | | | |
| Fluoride | **0.080** | J | mg/L | 0.20 | 0.062 | 1 | 396710 | 02/28/26 17:30 | 02/28/26 20:12 | KUM |
| Chloride | **8.5** | | mg/L | 1.0 | 0.27 | 1 | 396710 | 02/28/26 17:30 | 02/28/26 20:12 | KUM |
| Nitrogen, Nitrite | **0.03** | J | mg/L | 0.10 | 0.01 | 1 | 396710 | 02/28/26 17:30 | 02/28/26 20:12 | KUM |



Results for any subcontracted analyses are not included in this section.

ENTHALPY ANALYTICAL

# Analysis Results for 554518

| 554518-001 Analyte | Result | Qual | Units | RL | MDL | DF | Batch | Prepared | Analyzed | Chemist |
|---|---|---|---|---|---|---|---|---|---|---|
| Bromide | ND | | mg/L | 0.30 | 0.049 | 1 | 396710 | 02/28/26 17:30 | 02/28/26 20:12 | KUM |
| Nitrogen, Nitrate | **0.29** | | mg/L | 0.10 | 0.05 | 1 | 396710 | 02/28/26 17:30 | 02/28/26 20:12 | KUM |
| Sulfate | **36** | | mg/L | 1.0 | 0.26 | 1 | 396830 | 03/02/26 10:37 | 03/02/26 12:25 | KUM |
| Method: EPA 350.1<br>Prep Method: METHOD | | | | | | | | | | |
| Ammonia-N | **0.082** | J | mg/L | 0.10 | 0.068 | 1 | 396847 | 03/02/26 | 03/03/26 | JAK |
| Method: EPA 420.1<br>Prep Method: METHOD | | | | | | | | | | |
| Total Phenolics | ND | | mg/L | 0.010 | 0.0056 | 1 | 396838 | 03/02/26 | 03/02/26 | LVL |
| Method: EPA 625.1<br>Prep Method: EPA 3510C | | | | | | | | | | |
| Benzoic acid | ND | | ug/L | 47 | 10 | 0.94 | 397298 | 03/05/26 | 03/06/26 | TJW |
| 2-Methylphenol | ND | | ug/L | 9.4 | 3.1 | 0.94 | 397298 | 03/05/26 | 03/06/26 | TJW |
| Pyridine | ND | | ug/L | 9.4 | 2.7 | 0.94 | 397298 | 03/05/26 | 03/06/26 | TJW |
| Phenol | ND | | ug/L | 9.4 | 2.0 | 0.94 | 397298 | 03/05/26 | 03/06/26 | TJW |
| Naphthalene | ND | | ug/L | 9.4 | 3.4 | 0.94 | 397298 | 03/05/26 | 03/06/26 | TJW |
| 3-,4-Methylphenol | ND | | ug/L | 9.4 | 2.8 | 0.94 | 397298 | 03/05/26 | 03/06/26 | TJW |
| Cresol | ND | | ug/L | 9.4 | | 0.94 | 397298 | 03/05/26 | 03/06/26 | TJW |
| a-Terpineol | ND | | ug/L | 9.4 | 1.9 | 0.94 | 397298 | 03/05/26 | 03/06/26 | TJW |
| **Surrogates** | | | | **Limits** | | | | | | |
| 2-Fluorophenol | 24% | * | %REC | 36-95 | | 0.94 | 397298 | 03/05/26 | 03/06/26 | TJW |
| Phenol-d6 | 17% | * | %REC | 28-82 | | 0.94 | 397298 | 03/05/26 | 03/06/26 | TJW |
| 2,4,6-Tribromophenol | 92% | | %REC | 61-140 | | 0.94 | 397298 | 03/05/26 | 03/06/26 | TJW |
| Nitrobenzene-d5 | 42% | * | %REC | 48-123 | | 0.94 | 397298 | 03/05/26 | 03/06/26 | TJW |
| 2-Fluorobiphenyl | 42% | * | %REC | 51-105 | | 0.94 | 397298 | 03/05/26 | 03/06/26 | TJW |
| Terphenyl-d14 | 71% | | %REC | 65-117 | | 0.94 | 397298 | 03/05/26 | 03/06/26 | TJW |
| Method: EPA 8081A<br>Prep Method: EPA 3510C | | | | | | | | | | |
| alpha-BHC | ND | | ug/L | 0.05 | 0.01 | 0.94 | 396773 | 03/01/26 | 03/02/26 | XLY |
| beta-BHC | ND | | ug/L | 0.05 | 0.01 | 0.94 | 396773 | 03/01/26 | 03/02/26 | XLY |
| gamma-BHC | ND | | ug/L | 0.05 | 0.01 | 0.94 | 396773 | 03/01/26 | 03/02/26 | XLY |
| delta-BHC | ND | | ug/L | 0.05 | 0.01 | 0.94 | 396773 | 03/01/26 | 03/02/26 | XLY |
| Heptachlor | ND | | ug/L | 0.05 | 0.009 | 0.94 | 396773 | 03/01/26 | 03/02/26 | XLY |
| Aldrin | ND | | ug/L | 0.05 | 0.01 | 0.94 | 396773 | 03/01/26 | 03/02/26 | XLY |
| Heptachlor epoxide | ND | | ug/L | 0.05 | 0.01 | 0.94 | 396773 | 03/01/26 | 03/02/26 | XLY |
| Endosulfan I | ND | | ug/L | 0.05 | 0.01 | 0.94 | 396773 | 03/01/26 | 03/02/26 | XLY |
| Dieldrin | ND | | ug/L | 0.09 | 0.01 | 0.94 | 396773 | 03/01/26 | 03/02/26 | XLY |
| 4,4'-DDE | ND | | ug/L | 0.09 | 0.03 | 0.94 | 396773 | 03/01/26 | 03/02/26 | XLY |
| Endrin | ND | | ug/L | 0.09 | 0.01 | 0.94 | 396773 | 03/01/26 | 03/02/26 | XLY |
| Endosulfan II | ND | | ug/L | 0.09 | 0.02 | 0.94 | 396773 | 03/01/26 | 03/02/26 | XLY |
| Endosulfan sulfate | ND | | ug/L | 0.09 | 0.02 | 0.94 | 396773 | 03/01/26 | 03/02/26 | XLY |
| 4,4'-DDD | ND | | ug/L | 0.09 | 0.03 | 0.94 | 396773 | 03/01/26 | 03/02/26 | XLY |
| Endrin aldehyde | ND | | ug/L | 0.09 | 0.03 | 0.94 | 396773 | 03/01/26 | 03/02/26 | XLY |
| Endrin ketone | ND | | ug/L | 0.09 | 0.02 | 0.94 | 396773 | 03/01/26 | 03/02/26 | XLY |
| 4,4'-DDT | ND | | ug/L | 0.09 | 0.08 | 0.94 | 396773 | 03/01/26 | 03/02/26 | XLY |
| Methoxychlor | ND | | ug/L | 0.09 | 0.04 | 0.94 | 396773 | 03/01/26 | 03/02/26 | XLY |
| Toxaphene | ND | | ug/L | 1.9 | 0.6 | 0.94 | 396773 | 03/01/26 | 03/02/26 | XLY |
| Chlordane (Technical) | ND | | ug/L | 0.9 | 0.3 | 0.94 | 396773 | 03/01/26 | 03/02/26 | XLY |
| **Surrogates** | | | | **Limits** | | | | | | |



Results for any subcontracted analyses are not included in this section.

ENTHALPY ANALYTICAL

# Analysis Results for 554518

| 554518-001 Analyte | Result | Qual | Units | RL | MDL | DF | Batch | Prepared | Analyzed | Chemist |
|---|---|---|---|---|---|---|---|---|---|---|
| TCMX | 97% | | %REC | 29-120 | | 0.94 | 396773 | 03/01/26 | 03/02/26 | XLY |
| Decachlorobiphenyl | 78% | | %REC | 33-132 | | 0.94 | 396773 | 03/01/26 | 03/02/26 | XLY |
| Method: EPA 8082<br>Prep Method: EPA 3510C | | | | | | | | | | |
| Aroclor-1016 | ND | | ug/L | 0.47 | 0.28 | 0.94 | 396773 | 03/01/26 | 03/02/26 | XLY |
| Aroclor-1221 | ND | | ug/L | 0.47 | 0.44 | 0.94 | 396773 | 03/01/26 | 03/02/26 | XLY |
| Aroclor-1232 | ND | | ug/L | 0.47 | 0.25 | 0.94 | 396773 | 03/01/26 | 03/02/26 | XLY |
| Aroclor-1242 | ND | | ug/L | 0.47 | 0.27 | 0.94 | 396773 | 03/01/26 | 03/02/26 | XLY |
| Aroclor-1248 | ND | | ug/L | 0.47 | 0.22 | 0.94 | 396773 | 03/01/26 | 03/02/26 | XLY |
| Aroclor-1254 | ND | | ug/L | 0.47 | 0.33 | 0.94 | 396773 | 03/01/26 | 03/02/26 | XLY |
| Aroclor-1260 | ND | | ug/L | 0.47 | 0.31 | 0.94 | 396773 | 03/01/26 | 03/02/26 | XLY |
| Aroclor-1262 | ND | | ug/L | 0.47 | 0.27 | 0.94 | 396773 | 03/01/26 | 03/02/26 | XLY |
| Aroclor-1268 | ND | | ug/L | 0.47 | 0.24 | 0.94 | 396773 | 03/01/26 | 03/02/26 | XLY |
| **Surrogates** | | | | **Limits** | | | | | | |
| Decachlorobiphenyl (PCB) | 97% | | %REC | 28-138 | | 0.94 | 396773 | 03/01/26 | 03/02/26 | XLY |
| Method: EPA 8260B<br>Prep Method: EPA 5030B | | | | | | | | | | |
| Carbon Disulfide | ND | | ug/L | 5.0 | 0.3 | 1 | 396757 | 03/01/26 | 03/01/26 | YAH |
| Chloroprene | ND | | ug/L | 200 | 0.3 | 1 | 396757 | 03/01/26 | 03/01/26 | YAH |
| 3-Chloropropene | ND | | ug/L | 5.0 | 0.2 | 1 | 396757 | 03/01/26 | 03/01/26 | YAH |
| Ethyl methacrylate | ND | | ug/L | 50 | 2.4 | 1 | 396757 | 03/01/26 | 03/01/26 | YAH |
| Ethanol | ND | | ug/L | 500 | 130 | 1 | 396757 | 03/01/26 | 03/01/26 | YAH |
| 2-Hexanone | ND | | ug/L | 5.0 | 0.6 | 1 | 396757 | 03/01/26 | 03/01/26 | YAH |
| Isopropanol (IPA) | ND | | ug/L | 200 | 40 | 1 | 396757 | 03/01/26 | 03/01/26 | YAH |
| Methyl acrylonitrile | ND | | ug/L | 35 | 1.3 | 1 | 396757 | 03/01/26 | 03/01/26 | YAH |
| Vinyl Acetate | ND | | ug/L | 50 | 2.4 | 1 | 396757 | 03/01/26 | 03/01/26 | YAH |
| Acrolein | ND | | ug/L | 200 | 2.0 | 1 | 396757 | 03/01/26 | 03/01/26 | YAH |
| Acrylonitrile | ND | | ug/L | 10 | 0.3 | 1 | 396757 | 03/01/26 | 03/01/26 | YAH |
| Freon 12 | ND | | ug/L | 5.0 | 0.2 | 1 | 396757 | 03/01/26 | 03/01/26 | YAH |
| Chloromethane | ND | | ug/L | 5.0 | 0.1 | 1 | 396757 | 03/01/26 | 03/01/26 | YAH |
| Vinyl Chloride | ND | | ug/L | 5.0 | 0.1 | 1 | 396757 | 03/01/26 | 03/01/26 | YAH |
| Bromomethane | ND | | ug/L | 5.0 | 0.3 | 1 | 396757 | 03/01/26 | 03/01/26 | YAH |
| Chloroethane | ND | | ug/L | 5.0 | 0.05 | 1 | 396757 | 03/01/26 | 03/01/26 | YAH |
| Trichlorofluoromethane | ND | | ug/L | 5.0 | 0.08 | 1 | 396757 | 03/01/26 | 03/01/26 | YAH |
| Iodomethane | ND | | ug/L | 5.0 | | 1 | 396757 | 03/01/26 | 03/01/26 | YAH |
| Acetone | ND | | ug/L | 100 | 8.8 | 1 | 396757 | 03/01/26 | 03/01/26 | YAH |
| Freon 113 | ND | | ug/L | 5.0 | 0.1 | 1 | 396757 | 03/01/26 | 03/01/26 | YAH |
| 1,1-Dichloroethene | ND | | ug/L | 5.0 | 0.1 | 1 | 396757 | 03/01/26 | 03/01/26 | YAH |
| Methylene Chloride | ND | | ug/L | 10 | 0.2 | 1 | 396757 | 03/01/26 | 03/01/26 | YAH |
| MTBE | ND | | ug/L | 5.0 | 0.1 | 1 | 396757 | 03/01/26 | 03/01/26 | YAH |
| trans-1,2-Dichloroethene | ND | | ug/L | 5.0 | 0.1 | 1 | 396757 | 03/01/26 | 03/01/26 | YAH |
| 1,1-Dichloroethane | ND | | ug/L | 5.0 | 0.07 | 1 | 396757 | 03/01/26 | 03/01/26 | YAH |
| 2-Butanone | ND | | ug/L | 10 | 0.9 | 1 | 396757 | 03/01/26 | 03/01/26 | YAH |
| cis-1,2-Dichloroethene | ND | | ug/L | 5.0 | 0.09 | 1 | 396757 | 03/01/26 | 03/01/26 | YAH |
| 2,2-Dichloropropane | ND | | ug/L | 5.0 | 0.09 | 1 | 396757 | 03/01/26 | 03/01/26 | YAH |
| Chloroform | ND | | ug/L | 5.0 | 0.07 | 1 | 396757 | 03/01/26 | 03/01/26 | YAH |
| Bromochloromethane | ND | | ug/L | 5.0 | 0.1 | 1 | 396757 | 03/01/26 | 03/01/26 | YAH |
| 1,1,1-Trichloroethane | ND | | ug/L | 5.0 | 0.03 | 1 | 396757 | 03/01/26 | 03/01/26 | YAH |
| 1,1-Dichloropropene | ND | | ug/L | 5.0 | 0.08 | 1 | 396757 | 03/01/26 | 03/01/26 | YAH |
| Carbon Tetrachloride | ND | | ug/L | 5.0 | 0.07 | 1 | 396757 | 03/01/26 | 03/01/26 | YAH |
| 1,2-Dichloroethane | ND | | ug/L | 5.0 | 0.09 | 1 | 396757 | 03/01/26 | 03/01/26 | YAH |



Results for any subcontracted analyses are not included in this section.

ENTHALPY ANALYTICAL

# Analysis Results for 554518

| 554518-001 Analyte | Result | Qual | Units | RL | MDL | DF | Batch | Prepared | Analyzed | Chemist |
|---|---|---|---|---|---|---|---|---|---|---|
| Benzene | ND | | ug/L | 1.0 | 0.07 | 1 | 396757 | 03/01/26 | 03/01/26 | YAH |
| Trichloroethene | ND | | ug/L | 5.0 | 0.05 | 1 | 396757 | 03/01/26 | 03/01/26 | YAH |
| 1,2-Dichloropropane | ND | | ug/L | 5.0 | 0.07 | 1 | 396757 | 03/01/26 | 03/01/26 | YAH |
| Bromodichloromethane | ND | | ug/L | 5.0 | 0.05 | 1 | 396757 | 03/01/26 | 03/01/26 | YAH |
| Dibromomethane | ND | | ug/L | 5.0 | 0.1 | 1 | 396757 | 03/01/26 | 03/01/26 | YAH |
| 4-Methyl-2-Pentanone | ND | | ug/L | 5.0 | 0.5 | 1 | 396757 | 03/01/26 | 03/01/26 | YAH |
| cis-1,3-Dichloropropene | ND | | ug/L | 5.0 | 0.08 | 1 | 396757 | 03/01/26 | 03/01/26 | YAH |
| Toluene | ND | | ug/L | 5.0 | 0.05 | 1 | 396757 | 03/01/26 | 03/01/26 | YAH |
| trans-1,3-Dichloropropene | ND | | ug/L | 5.0 | 0.03 | 1 | 396757 | 03/01/26 | 03/01/26 | YAH |
| 1,1,2-Trichloroethane | ND | | ug/L | 5.0 | 0.06 | 1 | 396757 | 03/01/26 | 03/01/26 | YAH |
| 1,3-Dichloropropane | ND | | ug/L | 5.0 | 0.1 | 1 | 396757 | 03/01/26 | 03/01/26 | YAH |
| Tetrachloroethene | ND | | ug/L | 5.0 | 0.09 | 1 | 396757 | 03/01/26 | 03/01/26 | YAH |
| Dibromochloromethane | ND | | ug/L | 5.0 | 0.07 | 1 | 396757 | 03/01/26 | 03/01/26 | YAH |
| 1,2-Dibromoethane | ND | | ug/L | 5.0 | 0.07 | 1 | 396757 | 03/01/26 | 03/01/26 | YAH |
| Chlorobenzene | ND | | ug/L | 5.0 | 0.05 | 1 | 396757 | 03/01/26 | 03/01/26 | YAH |
| 1,1,1,2-Tetrachloroethane | ND | | ug/L | 5.0 | 0.06 | 1 | 396757 | 03/01/26 | 03/01/26 | YAH |
| Ethylbenzene | ND | | ug/L | 5.0 | 0.04 | 1 | 396757 | 03/01/26 | 03/01/26 | YAH |
| m,p-Xylenes | ND | | ug/L | 5.0 | 0.1 | 1 | 396757 | 03/01/26 | 03/01/26 | YAH |
| o-Xylene | ND | | ug/L | 5.0 | 0.06 | 1 | 396757 | 03/01/26 | 03/01/26 | YAH |
| Styrene | ND | | ug/L | 5.0 | 0.06 | 1 | 396757 | 03/01/26 | 03/01/26 | YAH |
| Bromoform | ND | | ug/L | 5.0 | 0.08 | 1 | 396757 | 03/01/26 | 03/01/26 | YAH |
| Isopropylbenzene | ND | | ug/L | 5.0 | 0.06 | 1 | 396757 | 03/01/26 | 03/01/26 | YAH |
| 1,1,2,2-Tetrachloroethane | ND | | ug/L | 5.0 | 0.06 | 1 | 396757 | 03/01/26 | 03/01/26 | YAH |
| 1,2,3-Trichloropropane | ND | | ug/L | 5.0 | 0.09 | 1 | 396757 | 03/01/26 | 03/01/26 | YAH |
| Propylbenzene | ND | | ug/L | 5.0 | 0.05 | 1 | 396757 | 03/01/26 | 03/01/26 | YAH |
| Bromobenzene | ND | | ug/L | 5.0 | 0.06 | 1 | 396757 | 03/01/26 | 03/01/26 | YAH |
| 1,3,5-Trimethylbenzene | ND | | ug/L | 5.0 | 0.08 | 1 | 396757 | 03/01/26 | 03/01/26 | YAH |
| 2-Chlorotoluene | ND | | ug/L | 5.0 | 0.07 | 1 | 396757 | 03/01/26 | 03/01/26 | YAH |
| 4-Chlorotoluene | ND | | ug/L | 5.0 | 0.08 | 1 | 396757 | 03/01/26 | 03/01/26 | YAH |
| tert-Butylbenzene | ND | | ug/L | 5.0 | 0.07 | 1 | 396757 | 03/01/26 | 03/01/26 | YAH |
| 1,2,4-Trimethylbenzene | ND | | ug/L | 5.0 | 0.07 | 1 | 396757 | 03/01/26 | 03/01/26 | YAH |
| sec-Butylbenzene | ND | | ug/L | 5.0 | 0.06 | 1 | 396757 | 03/01/26 | 03/01/26 | YAH |
| para-Isopropyl Toluene | ND | | ug/L | 5.0 | 0.05 | 1 | 396757 | 03/01/26 | 03/01/26 | YAH |
| 1,3-Dichlorobenzene | ND | | ug/L | 5.0 | 0.06 | 1 | 396757 | 03/01/26 | 03/01/26 | YAH |
| 1,4-Dichlorobenzene | ND | | ug/L | 5.0 | 0.07 | 1 | 396757 | 03/01/26 | 03/01/26 | YAH |
| n-Butylbenzene | ND | | ug/L | 5.0 | 0.08 | 1 | 396757 | 03/01/26 | 03/01/26 | YAH |
| 1,2-Dichlorobenzene | ND | | ug/L | 5.0 | 0.04 | 1 | 396757 | 03/01/26 | 03/01/26 | YAH |
| 1,2-Dibromo-3-Chloropropane | ND | | ug/L | 5.0 | 0.3 | 1 | 396757 | 03/01/26 | 03/01/26 | YAH |
| 1,2,4-Trichlorobenzene | ND | | ug/L | 5.0 | 0.1 | 1 | 396757 | 03/01/26 | 03/01/26 | YAH |
| Hexachlorobutadiene | ND | | ug/L | 5.0 | 0.06 | 1 | 396757 | 03/01/26 | 03/01/26 | YAH |
| 1,2,3-Trichlorobenzene | ND | | ug/L | 5.0 | 0.09 | 1 | 396757 | 03/01/26 | 03/01/26 | YAH |
| cis-1,4-Dichloro-2-butene | ND | | ug/L | 5.0 | 0.3 | 1 | 396757 | 03/01/26 | 03/01/26 | YAH |
| trans-1,4-Dichloro-2-butene | ND | | ug/L | 5.0 | 0.2 | 1 | 396757 | 03/01/26 | 03/01/26 | YAH |
| Xylene (total) | ND | | ug/L | 5.0 | | 1 | 396757 | 03/01/26 | 03/01/26 | YAH |
| **Surrogates** | | | | **Limits** | | | | | | |
| Dibromofluoromethane | 101% | | %REC | 70-130 | | 1 | 396757 | 03/01/26 | 03/01/26 | YAH |
| 1,2-Dichloroethane-d4 | 98% | | %REC | 70-130 | | 1 | 396757 | 03/01/26 | 03/01/26 | YAH |
| Toluene-d8 | 97% | | %REC | 70-130 | | 1 | 396757 | 03/01/26 | 03/01/26 | YAH |
| Bromofluorobenzene | 98% | | %REC | 70-130 | | 1 | 396757 | 03/01/26 | 03/01/26 | YAH |
| Method: EPA 8270C-SIM<br>Prep Method: EPA 3535 | | | | | | | | | | |
| 1,4-Dioxane | ND | | ug/L | 1.0 | 0.87 | 1 | 396742 | 03/01/26 | 03/01/26 | MSS |



Results for any subcontracted analyses are not included in this section.

ENTHALPY ANALYTICAL

# Analysis Results for 554518

| 554518-001 Analyte | Result | Qual | Units | RL | MDL | DF | Batch | Prepared | Analyzed | Chemist |
|---|---|---|---|---|---|---|---|---|---|---|
| **Surrogates** | | | | **Limits** | | | | | | |
| 1,4-Dioxane-d8 (SUR) | 97% | | %REC | 80-120 | | 1 | 396742 | 03/01/26 | 03/01/26 | MSS |
| Method: EPA 8270E<br>Prep Method: EPA 3510C | | | | | | | | | | |
| Carbazole | ND | | ug/L | 9.4 | 2.6 | 0.94 | 397298 | 03/05/26 | 03/06/26 | TJW |
| N-Nitrosodimethylamine | ND | | ug/L | 9.4 | 2.7 | 0.94 | 397298 | 03/05/26 | 03/06/26 | TJW |
| Aniline | ND | | ug/L | 9.4 | 2.7 | 0.94 | 397298 | 03/05/26 | 03/06/26 | TJW |
| bis(2-Chloroethyl)ether | ND | | ug/L | 24 | 3.5 | 0.94 | 397298 | 03/05/26 | 03/06/26 | TJW |
| 2-Chlorophenol | ND | | ug/L | 9.4 | 3.4 | 0.94 | 397298 | 03/05/26 | 03/06/26 | TJW |
| 1,3-Dichlorobenzene | ND | | ug/L | 9.4 | 3.1 | 0.94 | 397298 | 03/05/26 | 03/06/26 | TJW |
| 1,4-Dichlorobenzene | ND | | ug/L | 9.4 | 3.2 | 0.94 | 397298 | 03/05/26 | 03/06/26 | TJW |
| Benzyl alcohol | ND | | ug/L | 24 | 5.4 | 0.94 | 397298 | 03/05/26 | 03/06/26 | TJW |
| 1,2-Dichlorobenzene | ND | | ug/L | 9.4 | 3.1 | 0.94 | 397298 | 03/05/26 | 03/06/26 | TJW |
| bis(2-Chloroisopropyl) ether | ND | | ug/L | 9.4 | 3.6 | 0.94 | 397298 | 03/05/26 | 03/06/26 | TJW |
| N-Nitroso-di-n-propylamine | ND | | ug/L | 9.4 | 3.6 | 0.94 | 397298 | 03/05/26 | 03/06/26 | TJW |
| Hexachloroethane | ND | | ug/L | 9.4 | 2.8 | 0.94 | 397298 | 03/05/26 | 03/06/26 | TJW |
| Nitrobenzene | ND | | ug/L | 24 | 7.9 | 0.94 | 397298 | 03/05/26 | 03/06/26 | TJW |
| Isophorone | ND | | ug/L | 9.4 | 3.5 | 0.94 | 397298 | 03/05/26 | 03/06/26 | TJW |
| 2-Nitrophenol | ND | | ug/L | 9.4 | 5.1 | 0.94 | 397298 | 03/05/26 | 03/06/26 | TJW |
| 2,4-Dimethylphenol | ND | | ug/L | 9.4 | 3.1 | 0.94 | 397298 | 03/05/26 | 03/06/26 | TJW |
| bis(2-Chloroethoxy)methane | ND | | ug/L | 9.4 | 3.5 | 0.94 | 397298 | 03/05/26 | 03/06/26 | TJW |
| 2,4-Dichlorophenol | ND | | ug/L | 9.4 | 3.5 | 0.94 | 397298 | 03/05/26 | 03/06/26 | TJW |
| 1,2,4-Trichlorobenzene | ND | | ug/L | 9.4 | 3.2 | 0.94 | 397298 | 03/05/26 | 03/06/26 | TJW |
| 4-Chloroaniline | ND | | ug/L | 9.4 | 2.9 | 0.94 | 397298 | 03/05/26 | 03/06/26 | TJW |
| Hexachlorobutadiene | ND | | ug/L | 9.4 | 2.1 | 0.94 | 397298 | 03/05/26 | 03/06/26 | TJW |
| 4-Chloro-3-methylphenol | ND | | ug/L | 9.4 | 3.4 | 0.94 | 397298 | 03/05/26 | 03/06/26 | TJW |
| 2-Methylnaphthalene | ND | | ug/L | 9.4 | 3.2 | 0.94 | 397298 | 03/05/26 | 03/06/26 | TJW |
| Hexachlorocyclopentadiene | ND | | ug/L | 24 | 7.4 | 0.94 | 397298 | 03/05/26 | 03/06/26 | TJW |
| 2,4,6-Trichlorophenol | ND | | ug/L | 9.4 | 3.8 | 0.94 | 397298 | 03/05/26 | 03/06/26 | TJW |
| 2,4,5-Trichlorophenol | ND | | ug/L | 9.4 | 3.5 | 0.94 | 397298 | 03/05/26 | 03/06/26 | TJW |
| 2-Chloronaphthalene | ND | | ug/L | 9.4 | 3.2 | 0.94 | 397298 | 03/05/26 | 03/06/26 | TJW |
| 2-Nitroaniline | ND | | ug/L | 47 | 4.1 | 0.94 | 397298 | 03/05/26 | 03/06/26 | TJW |
| Dimethylphthalate | ND | | ug/L | 9.4 | 3.2 | 0.94 | 397298 | 03/05/26 | 03/06/26 | TJW |
| Acenaphthylene | ND | | ug/L | 9.4 | 3.6 | 0.94 | 397298 | 03/05/26 | 03/06/26 | TJW |
| 2,6-Dinitrotoluene | ND | | ug/L | 9.4 | 4.2 | 0.94 | 397298 | 03/05/26 | 03/06/26 | TJW |
| 3-Nitroaniline | ND | | ug/L | 9.4 | 3.8 | 0.94 | 397298 | 03/05/26 | 03/06/26 | TJW |
| Acenaphthene | ND | | ug/L | 9.4 | 3.1 | 0.94 | 397298 | 03/05/26 | 03/06/26 | TJW |
| 2,4-Dinitrophenol | ND | | ug/L | 47 | 14 | 0.94 | 397298 | 03/05/26 | 03/06/26 | TJW |
| 4-Nitrophenol | ND | | ug/L | 47 | 8.0 | 0.94 | 397298 | 03/05/26 | 03/06/26 | TJW |
| Dibenzofuran | ND | | ug/L | 9.4 | 3.0 | 0.94 | 397298 | 03/05/26 | 03/06/26 | TJW |
| 2,4-Dinitrotoluene | ND | | ug/L | 9.4 | 4.0 | 0.94 | 397298 | 03/05/26 | 03/06/26 | TJW |
| Diethylphthalate | ND | | ug/L | 9.4 | 2.8 | 0.94 | 397298 | 03/05/26 | 03/06/26 | TJW |
| Fluorene | ND | | ug/L | 9.4 | 2.9 | 0.94 | 397298 | 03/05/26 | 03/06/26 | TJW |
| 4-Chlorophenyl-phenylether | ND | | ug/L | 9.4 | 2.9 | 0.94 | 397298 | 03/05/26 | 03/06/26 | TJW |
| 4-Nitroaniline | ND | | ug/L | 9.4 | 3.2 | 0.94 | 397298 | 03/05/26 | 03/06/26 | TJW |
| 4,6-Dinitro-2-methylphenol | ND | | ug/L | 47 | 16 | 0.94 | 397298 | 03/05/26 | 03/06/26 | TJW |
| N-Nitrosodiphenylamine | ND | | ug/L | 9.4 | 3.7 | 0.94 | 397298 | 03/05/26 | 03/06/26 | TJW |
| 1,2-diphenylhydrazine (as azobenzene) | ND | | ug/L | 9.4 | 2.8 | 0.94 | 397298 | 03/05/26 | 03/06/26 | TJW |
| 4-Bromophenyl-phenylether | ND | | ug/L | 9.4 | 3.1 | 0.94 | 397298 | 03/05/26 | 03/06/26 | TJW |
| Hexachlorobenzene | ND | | ug/L | 9.4 | 2.9 | 0.94 | 397298 | 03/05/26 | 03/06/26 | TJW |



Results for any subcontracted analyses are not included in this section.

ENTHALPY ANALYTICAL

# Analysis Results for 554518

| 554518-001 Analyte | Result | Qual | Units | RL | MDL | DF | Batch | Prepared | Analyzed | Chemist |
|---|---|---|---|---|---|---|---|---|---|---|
| Pentachlorophenol | ND | | ug/L | 24 | 5.4 | 0.94 | 397298 | 03/05/26 | 03/06/26 | TJW |
| Phenanthrene | ND | | ug/L | 9.4 | 2.8 | 0.94 | 397298 | 03/05/26 | 03/06/26 | TJW |
| Anthracene | ND | | ug/L | 9.4 | 2.6 | 0.94 | 397298 | 03/05/26 | 03/06/26 | TJW |
| Di-n-butylphthalate | ND | | ug/L | 9.4 | 2.8 | 0.94 | 397298 | 03/05/26 | 03/06/26 | TJW |
| Fluoranthene | ND | | ug/L | 9.4 | 2.7 | 0.94 | 397298 | 03/05/26 | 03/06/26 | TJW |
| Benzidine | ND | | ug/L | 47 | 18 | 0.94 | 397298 | 03/05/26 | 03/06/26 | TJW |
| Pyrene | ND | | ug/L | 9.4 | 2.5 | 0.94 | 397298 | 03/05/26 | 03/06/26 | TJW |
| Butylbenzylphthalate | ND | | ug/L | 9.4 | 3.4 | 0.94 | 397298 | 03/05/26 | 03/06/26 | TJW |
| 3,3'-Dichlorobenzidine | ND | | ug/L | 24 | 4.9 | 0.94 | 397298 | 03/05/26 | 03/06/26 | TJW |
| Benzo(a)anthracene | ND | | ug/L | 9.4 | 2.3 | 0.94 | 397298 | 03/05/26 | 03/06/26 | TJW |
| Chrysene | ND | | ug/L | 9.4 | 2.3 | 0.94 | 397298 | 03/05/26 | 03/06/26 | TJW |
| bis(2-Ethylhexyl)phthalate | ND | | ug/L | 9.4 | 3.1 | 0.94 | 397298 | 03/05/26 | 03/06/26 | TJW |
| Di-n-octylphthalate | ND | | ug/L | 9.4 | 4.4 | 0.94 | 397298 | 03/05/26 | 03/06/26 | TJW |
| Benzo(b)fluoranthene | ND | | ug/L | 9.4 | 2.9 | 0.94 | 397298 | 03/05/26 | 03/06/26 | TJW |
| Benzo(k)fluoranthene | ND | | ug/L | 9.4 | 2.9 | 0.94 | 397298 | 03/05/26 | 03/06/26 | TJW |
| Benzo(a)pyrene | ND | | ug/L | 9.4 | 3.0 | 0.94 | 397298 | 03/05/26 | 03/06/26 | TJW |
| Indeno(1,2,3-cd)pyrene | ND | | ug/L | 9.4 | 4.0 | 0.94 | 397298 | 03/05/26 | 03/06/26 | TJW |
| Dibenz(a,h)anthracene | ND | | ug/L | 9.4 | 3.9 | 0.94 | 397298 | 03/05/26 | 03/06/26 | TJW |
| Benzo(g,h,i)perylene | ND | | ug/L | 9.4 | 3.9 | 0.94 | 397298 | 03/05/26 | 03/06/26 | TJW |
| **Surrogates** | | | | **Limits** | | | | | | |
| 2-Fluorophenol | 24% | | %REC | 15-120 | | 0.94 | 397298 | 03/05/26 | 03/06/26 | TJW |
| Phenol-d6 | 17% | | %REC | 15-120 | | 0.94 | 397298 | 03/05/26 | 03/06/26 | TJW |
| 2,4,6-Tribromophenol | 92% | | %REC | 15-140 | | 0.94 | 397298 | 03/05/26 | 03/06/26 | TJW |
| Nitrobenzene-d5 | 42% | | %REC | 15-123 | | 0.94 | 397298 | 03/05/26 | 03/06/26 | TJW |
| 2-Fluorobiphenyl | 42% | | %REC | 15-120 | | 0.94 | 397298 | 03/05/26 | 03/06/26 | TJW |
| Terphenyl-d14 | 71% | | %REC | 15-120 | | 0.94 | 397298 | 03/05/26 | 03/06/26 | TJW |
| Method: SM 4500-CN-E<br>Prep Method: METHOD | | | | | | | | | | |
| Cyanide | ND | | mg/L | 0.0050 | 0.0017 | 0.5 | 396955 | 03/03/26 | 03/03/26 | CKN |
| Method: SM 4500-S2-D<br>Prep Method: METHOD | | | | | | | | | | |
| Sulfide | ND | | mg/L | 0.10 | | 1 | 396728 | 02/28/26 | 02/28/26 | TXC |
| Method: SM 5310B<br>Prep Method: SM 5310B | | | | | | | | | | |
| Total Organic Carbon | **7.5** | | mg/L | 1.0 | 0.49 | 1 | 396766 | 03/01/26 | 03/01/26 | CKN |
| Method: SM 9221B<br>Prep Method: METHOD | | | | | | | | | | |
| Coliform, Total | **>1,600** | | MPN/100ml | 1.8 | | 1 | 396738 | 02/28/26 16:54 | 03/03/26 13:16 | BLV |
| Method: SM 9221F | | | | | | | | | | |
| Coliform, E. Coli | **15** | | MPN/100ml | 1.8 | | 1 | 396738 | 02/28/26 16:54 | 03/02/26 16:02 | BLV |
| Method: SM2130B | | | | | | | | | | |
| Turbidity | **970** | | NTU | 0.20 | 0.12 | 1 | 396759 | 03/01/26 11:34 | 03/01/26 11:34 | ARM |
| Method: SM2320B<br>Prep Method: METHOD | | | | | | | | | | |
| Bicarbonate | **89** | | mg/L | 2.4 | | 1 | 396558 | 03/01/26 | 03/01/26 | ARM |
| Alkalinity, Total as CaCO3 | **85** | | mg/L | 2.0 | | 1 | 396558 | 03/01/26 | 03/01/26 | ARM |
| Method: SM2510B<br>Prep Method: METHOD | | | | | | | | | | |



Results for any subcontracted analyses are not included in this section.

ENTHALPY ANALYTICAL

# Analysis Results for 554518

| 554518-001 Analyte | Result | Qual | Units | RL | MDL | DF | Batch | Prepared | Analyzed | Chemist |
|---|---|---|---|---|---|---|---|---|---|---|
| Specific Conductance | **240** | | umhos/cm | 1.0 | | 1 | 396779 | 03/01/26 | 03/01/26 | CDR |
| Method: SM2540C<br>Prep Method: METHOD | | | | | | | | | | |
| Total Dissolved Solids | **290** | | mg/L | 20 | | 2 | 396771 | 03/01/26 | 03/03/26 | CDR |
| Method: SM2540D<br>Prep Method: METHOD | | | | | | | | | | |
| Total Suspended Solids | **830** | | mg/L | 0.5 | | 1 | 396770 | 03/01/26 | 03/02/26 | CDR |
| Method: SM5210B<br>Prep Method: METHOD | | | | | | | | | | |
| Biochemical Oxygen Demand | ND | BOD5 | mg/L | 3.0 | | 1 | 396724 | 02/28/26 18:29 | 03/05/26 15:13 | TRR |
| Method: SM5220D<br>Prep Method: SM 5220D | | | | | | | | | | |
| Chemical Oxygen Demand | **26** | | mg/L | 4.0 | 2.0 | 1 | 396744 | 03/01/26 | 03/01/26 | ARM |

| | |
|---|---|
| * | Value is outside QC limits |
| > | Value exceeds indicated concentration |
| BOD5 | Estimated result, under-depleted, highest volume replicate reported |
| J | Estimated value |
| ND | Not Detected |



Results for any subcontracted analyses are not included in this section.

ENTHALPY ANALYTICAL

# Batch QC

| Type: Blank | Lab ID: QC1345499 | Batch: 396748 |
|---|---|---|
| Matrix: Water | Method: EPA 1664A | Prep Method: METHOD |

| QC1345499 Analyte | Result | Qual | Units | RL | MDL | Prepared | Analyzed |
|---|---|---|---|---|---|---|---|
| Total Oil and Grease | ND | | mg/L | 5.0 | 0.97 | 03/01/26 | 03/02/26 |

| Type: Lab Control Sample | Lab ID: QC1345500 | Batch: 396748 |
|---|---|---|
| Matrix: Water | Method: EPA 1664A | Prep Method: METHOD |

| QC1345500 Analyte | Result | Spiked | Units | Recovery | Qual | Limits |
|---|---|---|---|---|---|---|
| Total Oil and Grease | 34.00 | 40.00 | mg/L | 85% | | 78-114 |

| Type: Lab Control Sample Duplicate | Lab ID: QC1345501 | Batch: 396748 |
|---|---|---|
| Matrix: Water | Method: EPA 1664A | Prep Method: METHOD |

| QC1345501 Analyte | Result | Spiked | Units | Recovery | Qual | Limits | RPD | RPD Lim |
|---|---|---|---|---|---|---|---|---|
| Total Oil and Grease | 32.00 | 40.00 | mg/L | 80% | | 78-114 | 6 | 18 |

| Type: Blank | Lab ID: QC1345515 | Batch: 396751 |
|---|---|---|
| Matrix: Water | Method: EPA 200.7 | Prep Method: EPA 3015A |

| QC1345515 Analyte | Result | Qual | Units | RL | MDL | Prepared | Analyzed |
|---|---|---|---|---|---|---|---|
| Calcium | ND | | mg/L | 0.10 | 0.0095 | 03/01/26 | 03/01/26 |
| Iron | ND | | mg/L | 0.020 | 0.017 | 03/01/26 | 03/01/26 |
| Magnesium | ND | | mg/L | 0.10 | 0.017 | 03/01/26 | 03/01/26 |
| Potassium | ND | | mg/L | 0.50 | 0.20 | 03/01/26 | 03/01/26 |
| Sodium | ND | | mg/L | 0.50 | 0.017 | 03/01/26 | 03/01/26 |

| Type: Lab Control Sample | Lab ID: QC1345516 | Batch: 396751 |
|---|---|---|
| Matrix: Water | Method: EPA 200.7 | Prep Method: EPA 3015A |

| QC1345516 Analyte | Result | Spiked | Units | Recovery | Qual | Limits |
|---|---|---|---|---|---|---|
| Calcium | 20.28 | 20.40 | mg/L | 99% | | 85-115 |
| Iron | 0.3986 | 0.4000 | mg/L | 100% | | 85-115 |
| Magnesium | 20.21 | 20.40 | mg/L | 99% | | 85-115 |
| Potassium | 23.33 | 24.00 | mg/L | 97% | | 85-115 |
| Sodium | 19.68 | 20.40 | mg/L | 96% | | 85-115 |

ENTHALPY ANALYTICAL

# Batch QC

| Type: | Matrix Spike | Lab ID: | QC1345517 | Batch: | 396751 |
|---|---|---|---|---|---|
| Matrix (Source ID): | Water (554486-001) | Method: | EPA 200.7 | Prep Method: | EPA 3015A |

| QC1345517 Analyte | Result | Source Sample Result | Spiked | Units | Recovery | Qual | Limits | DF |
|---|---|---|---|---|---|---|---|---|
| Calcium | 368.6 | 350.1 | 20.40 | mg/L | 91% | NM | 75-125 | 1 |
| Iron | 97.58 | 97.59 | 0.4000 | mg/L | -2% | NM | 75-125 | 10 |
| Magnesium | 384.3 | 364.7 | 20.40 | mg/L | 96% | NM | 75-125 | 1 |
| Potassium | 27.14 | 2.014 | 24.00 | mg/L | 105% | | 75-125 | 1 |
| Sodium | 216.3 | 196.9 | 20.40 | mg/L | 95% | NM | 75-125 | 1 |

| Type: | Matrix Spike Duplicate | Lab ID: | QC1345518 | Batch: | 396751 |
|---|---|---|---|---|---|
| Matrix (Source ID): | Water (554486-001) | Method: | EPA 200.7 | Prep Method: | EPA 3015A |

| QC1345518 Analyte | Result | Source Sample Result | Spiked | Units | Recovery | Qual | Limits | RPD | RPD Lim | DF |
|---|---|---|---|---|---|---|---|---|---|---|
| Calcium | 367.4 | 350.1 | 20.40 | mg/L | 85% | NM | 75-125 | 0 | 20 | 1 |
| Iron | 97.14 | 97.59 | 0.4000 | mg/L | -111% | NM | 75-125 | 0 | 20 | 10 |
| Magnesium | 383.3 | 364.7 | 20.40 | mg/L | 91% | NM | 75-125 | 0 | 20 | 1 |
| Potassium | 27.08 | 2.014 | 24.00 | mg/L | 104% | | 75-125 | 0 | 20 | 1 |
| Sodium | 215.3 | 196.9 | 20.40 | mg/L | 90% | NM | 75-125 | 0 | 20 | 1 |

| Type: | Serial Dilution | Lab ID: | QC1345585 | Batch: | 396751 |
|---|---|---|---|---|---|
| Matrix (Source ID): | Water (554486-001) | Method: | EPA 200.7 | Prep Method: | EPA 3015A |

| QC1345585 Analyte | Result | Source Sample Result | Units | Qual | RPD | RPD Lim | DF |
|---|---|---|---|---|---|---|---|
| Calcium | 369.5 | 350.1 | mg/L | | | | 5 |
| Iron | 101.5 | 97.59 | mg/L | | | | 50 |
| Magnesium | 373.4 | 364.7 | mg/L | | | | 5 |
| Potassium | 1.979 | 2.014 | mg/L | J | | | 5 |
| Sodium | 199.9 | 196.9 | mg/L | | | | 5 |

ENTHALPY ANALYTICAL

# Batch QC

| Type: Blank | Lab ID: QC1345608 | Batch: 396774 |
|---|---|---|
| Matrix: Water | Method: EPA 200.8 | Prep Method: EPA 3015A |

| QC1345608 Analyte | Result | Qual | Units | RL | MDL | Prepared | Analyzed |
|---|---|---|---|---|---|---|---|
| Antimony | ND | | ug/L | 2.0 | 1.0 | 03/01/26 | 03/02/26 |
| Arsenic | ND | | ug/L | 2.0 | 0.27 | 03/01/26 | 03/02/26 |
| Barium | ND | | ug/L | 5.0 | 0.44 | 03/01/26 | 03/02/26 |
| Beryllium | ND | | ug/L | 1.0 | 0.083 | 03/01/26 | 03/02/26 |
| Boron | ND | | ug/L | 10 | 7.7 | 03/01/26 | 03/02/26 |
| Cadmium | ND | | ug/L | 1.0 | 0.26 | 03/01/26 | 03/02/26 |
| Chromium | ND | | ug/L | 5.0 | 0.40 | 03/01/26 | 03/02/26 |
| Cobalt | ND | | ug/L | 1.0 | 0.13 | 03/01/26 | 03/02/26 |
| Copper | ND | | ug/L | 5.0 | 1.4 | 03/01/26 | 03/02/26 |
| Lead | ND | | ug/L | 5.0 | 0.23 | 03/01/26 | 03/02/26 |
| Manganese | ND | | ug/L | 10 | 4.5 | 03/01/26 | 03/02/26 |
| Nickel | ND | | ug/L | 5.0 | 0.89 | 03/01/26 | 03/02/26 |
| Selenium | ND | | ug/L | 4.0 | 1.8 | 03/01/26 | 03/02/26 |
| Silver | ND | | ug/L | 5.0 | 0.36 | 03/01/26 | 03/02/26 |
| Thallium | ND | | ug/L | 1.0 | 0.15 | 03/01/26 | 03/02/26 |
| Tin | ND | | ug/L | 5.0 | 1.5 | 03/01/26 | 03/02/26 |
| Vanadium | ND | | ug/L | 5.0 | 0.36 | 03/01/26 | 03/02/26 |
| Zinc | ND | | ug/L | 10 | 7.4 | 03/01/26 | 03/02/26 |

| Type: Lab Control Sample | Lab ID: QC1345609 | Batch: 396774 |
|---|---|---|
| Matrix: Water | Method: EPA 200.8 | Prep Method: EPA 3015A |

| QC1345609 Analyte | Result | Spiked | Units | Recovery | Qual | Limits |
|---|---|---|---|---|---|---|
| Antimony | 103.7 | 100.0 | ug/L | 104% | | 85-115 |
| Arsenic | 98.08 | 100.0 | ug/L | 98% | | 85-115 |
| Barium | 97.91 | 100.0 | ug/L | 98% | | 85-115 |
| Beryllium | 96.14 | 100.0 | ug/L | 96% | | 85-115 |
| Boron | 91.71 | 100.0 | ug/L | 92% | | 85-115 |
| Cadmium | 95.22 | 100.0 | ug/L | 95% | | 85-115 |
| Chromium | 94.27 | 100.0 | ug/L | 94% | | 85-115 |
| Cobalt | 97.36 | 100.0 | ug/L | 97% | | 85-115 |
| Copper | 98.02 | 100.0 | ug/L | 98% | | 85-115 |
| Lead | 97.19 | 100.0 | ug/L | 97% | | 85-115 |
| Manganese | 95.98 | 100.0 | ug/L | 96% | | 85-115 |
| Nickel | 97.95 | 100.0 | ug/L | 98% | | 85-115 |
| Selenium | 91.55 | 100.0 | ug/L | 92% | | 85-115 |
| Silver | 47.87 | 50.00 | ug/L | 96% | | 85-115 |
| Thallium | 96.13 | 100.0 | ug/L | 96% | | 85-115 |
| Tin | 95.35 | 100.0 | ug/L | 95% | | 85-115 |
| Vanadium | 96.81 | 100.0 | ug/L | 97% | | 85-115 |
| Zinc | 98.72 | 100.0 | ug/L | 99% | | 85-115 |

ENTHALPY ANALYTICAL

# Batch QC

| Type: | Matrix Spike | Lab ID: | QC1345610 | Batch: | 396774 |
|---|---|---|---|---|---|
| Matrix (Source ID): | Water (554518-001) | Method: | EPA 200.8 | Prep Method: | EPA 3015A |

| QC1345610 Analyte | Result | Source Sample Result | Spiked | Units | Recovery | Qual | Limits | DF |
|---|---|---|---|---|---|---|---|---|
| Antimony | 55.09 | ND | 100.0 | ug/L | 55% | * | 70-130 | 10 |
| Arsenic | 103.7 | 7.808 | 100.0 | ug/L | 96% | | 70-130 | 10 |
| Barium | 309.1 | 206.3 | 100.0 | ug/L | 103% | | 70-130 | 10 |
| Beryllium | 98.59 | 0.8690 | 100.0 | ug/L | 98% | | 70-130 | 10 |
| Boron | 171.8 | 69.56 | 100.0 | ug/L | 102% | | 70-130 | 10 |
| Cadmium | 93.17 | 0.3320 | 100.0 | ug/L | 93% | | 70-130 | 10 |
| Chromium | 129.4 | 26.39 | 100.0 | ug/L | 103% | | 70-130 | 10 |
| Cobalt | 109.7 | 9.632 | 100.0 | ug/L | 100% | | 70-130 | 10 |
| Copper | 133.3 | 29.08 | 100.0 | ug/L | 104% | | 70-130 | 10 |
| Lead | 117.5 | 18.11 | 100.0 | ug/L | 99% | | 70-130 | 10 |
| Manganese | 496.1 | 360.9 | 100.0 | ug/L | 135% | * | 70-130 | 10 |
| Nickel | 123.5 | 20.47 | 100.0 | ug/L | 103% | | 70-130 | 10 |
| Selenium | 81.79 | ND | 100.0 | ug/L | 82% | | 70-130 | 10 |
| Silver | 45.98 | ND | 50.00 | ug/L | 92% | | 70-130 | 10 |
| Thallium | 98.48 | ND | 100.0 | ug/L | 98% | | 70-130 | 10 |
| Tin | 38.79 | ND | 100.0 | ug/L | 39% | * | 70-130 | 10 |
| Vanadium | 151.9 | 46.80 | 100.0 | ug/L | 105% | | 70-130 | 10 |
| Zinc | 228.7 | 109.2 | 100.0 | ug/L | 120% | | 70-130 | 10 |

| Type: | Matrix Spike Duplicate | Lab ID: | QC1345611 | Batch: | 396774 |
|---|---|---|---|---|---|
| Matrix (Source ID): | Water (554518-001) | Method: | EPA 200.8 | Prep Method: | EPA 3015A |

| QC1345611 Analyte | Result | Source Sample Result | Spiked | Units | Recovery | Qual | Limits | RPD | RPD Lim | DF |
|---|---|---|---|---|---|---|---|---|---|---|
| Antimony | 55.66 | ND | 100.0 | ug/L | 56% | * | 70-130 | 1 | 20 | 10 |
| Arsenic | 103.4 | 7.808 | 100.0 | ug/L | 96% | | 70-130 | 0 | 20 | 10 |
| Barium | 298.5 | 206.3 | 100.0 | ug/L | 92% | | 70-130 | 3 | 20 | 10 |
| Beryllium | 97.87 | 0.8690 | 100.0 | ug/L | 97% | | 70-130 | 1 | 20 | 10 |
| Boron | 173.8 | 69.56 | 100.0 | ug/L | 104% | | 70-130 | 1 | 20 | 10 |
| Cadmium | 97.23 | 0.3320 | 100.0 | ug/L | 97% | | 70-130 | 4 | 20 | 10 |
| Chromium | 126.5 | 26.39 | 100.0 | ug/L | 100% | | 70-130 | 2 | 20 | 10 |
| Cobalt | 111.4 | 9.632 | 100.0 | ug/L | 102% | | 70-130 | 2 | 20 | 10 |
| Copper | 130.3 | 29.08 | 100.0 | ug/L | 101% | | 70-130 | 2 | 20 | 10 |
| Lead | 115.1 | 18.11 | 100.0 | ug/L | 97% | | 70-130 | 2 | 20 | 10 |
| Manganese | 487.5 | 360.9 | 100.0 | ug/L | 127% | | 70-130 | 2 | 20 | 10 |
| Nickel | 124.3 | 20.47 | 100.0 | ug/L | 104% | | 70-130 | 1 | 20 | 10 |
| Selenium | 98.04 | ND | 100.0 | ug/L | 98% | | 70-130 | 18 | 20 | 10 |
| Silver | 49.17 | ND | 50.00 | ug/L | 98% | | 70-130 | 7 | 20 | 10 |
| Thallium | 94.39 | ND | 100.0 | ug/L | 94% | | 70-130 | 4 | 20 | 10 |
| Tin | 38.94 | ND | 100.0 | ug/L | 39% | * | 70-130 | 0 | 20 | 10 |
| Vanadium | 149.7 | 46.80 | 100.0 | ug/L | 103% | | 70-130 | 1 | 20 | 10 |
| Zinc | 220.2 | 109.2 | 100.0 | ug/L | 111% | | 70-130 | 4 | 20 | 10 |

ENTHALPY ANALYTICAL

# Batch QC

| Type: Blank | Lab ID: QC1345527 | Batch: 396755 |
|---|---|---|
| Matrix: Water | Method: EPA 245.1 | Prep Method: EPA 245.1 |

| QC1345527 Analyte | Result | Qual | Units | RL | MDL | Prepared | Analyzed |
|---|---|---|---|---|---|---|---|
| Mercury | ND | | ug/L | 0.40 | 0.089 | 03/01/26 | 03/01/26 |

| Type: Lab Control Sample | Lab ID: QC1345528 | Batch: 396755 |
|---|---|---|
| Matrix: Water | Method: EPA 245.1 | Prep Method: EPA 245.1 |

| QC1345528 Analyte | Result | Spiked | Units | Recovery | Qual | Limits |
|---|---|---|---|---|---|---|
| Mercury | 4.482 | 5.000 | ug/L | 90% | | 85-115 |

| Type: Matrix Spike | Lab ID: QC1345529 | Batch: 396755 |
|---|---|---|
| Matrix (Source ID): Water (554517-001) | Method: EPA 245.1 | Prep Method: EPA 245.1 |

| QC1345529 Analyte | Result | Source Sample Result | Spiked | Units | Recovery | Qual | Limits | DF |
|---|---|---|---|---|---|---|---|---|
| Mercury | 879.1 | ND | 1000 | ug/L | 88% | | 75-125 | 200 |

| Type: Matrix Spike Duplicate | Lab ID: QC1345530 | Batch: 396755 |
|---|---|---|
| Matrix (Source ID): Water (554517-001) | Method: EPA 245.1 | Prep Method: EPA 245.1 |

| QC1345530 Analyte | Result | Source Sample Result | Spiked | Units | Recovery | Qual | Limits | RPD | RPD Lim | DF |
|---|---|---|---|---|---|---|---|---|---|---|
| Mercury | 859.3 | ND | 1000 | ug/L | 86% | | 75-125 | 2 | 20 | 200 |

| Type: Blank | Lab ID: QC1345363 | Batch: 396710 |
|---|---|---|
| Matrix: Water | Method: EPA 300.0 | Prep Method: METHOD |

| QC1345363 Analyte | Result | Qual | Units | RL | MDL | Prepared | Analyzed |
|---|---|---|---|---|---|---|---|
| Fluoride | ND | | mg/L | 0.20 | 0.062 | 02/28/26 11:00 | 02/28/26 13:51 |
| Chloride | ND | | mg/L | 1.0 | 0.27 | 02/28/26 11:00 | 02/28/26 13:51 |
| Nitrogen, Nitrite | ND | | mg/L | 0.10 | 0.01 | 02/28/26 11:00 | 02/28/26 13:51 |
| Bromide | ND | | mg/L | 0.30 | 0.049 | 02/28/26 11:00 | 02/28/26 13:51 |
| Nitrogen, Nitrate | ND | | mg/L | 0.10 | 0.05 | 02/28/26 11:00 | 02/28/26 13:51 |

| Type: Lab Control Sample | Lab ID: QC1345364 | Batch: 396710 |
|---|---|---|
| Matrix: Water | Method: EPA 300.0 | Prep Method: METHOD |

| QC1345364 Analyte | Result | Spiked | Units | Recovery | Qual | Limits |
|---|---|---|---|---|---|---|
| Fluoride | 10.60 | 10.00 | mg/L | 106% | | 90-110 |
| Chloride | 48.74 | 50.00 | mg/L | 97% | | 90-110 |
| Nitrogen, Nitrite | 4.830 | 4.567 | mg/L | 106% | | 90-110 |
| Bromide | 15.79 | 15.00 | mg/L | 105% | | 90-110 |
| Nitrogen, Nitrate | 4.688 | 4.518 | mg/L | 104% | | 90-110 |

ENTHALPY ANALYTICAL

# Batch QC

| Type: | Matrix Spike | Lab ID: | QC1345365 | Batch: | 396710 |
|---|---|---|---|---|---|
| Matrix (Source ID): | Water (554495-004) | Method: | EPA 300.0 | Prep Method: | METHOD |

| QC1345365 Analyte | Result | Source Sample Result | Spiked | Units | Recovery | Qual | Limits | DF |
|---|---|---|---|---|---|---|---|---|
| Fluoride | 12.08 | 58.38 | 20.00 | mg/L | -231% | NM | 80-129 | 1 |
| Chloride | 144.3 | 13.88 | 100.0 | mg/L | 130% | * | 80-123 | 1 |
| Nitrogen, Nitrite | 11.75 | 0.03053 | 9.134 | mg/L | 128% | * | 80-122 | 1 |
| Bromide | 19.76 | 0.2443 | 15.00 | mg/L | 130% | * | 80-121 | 1 |
| Nitrogen, Nitrate | 11.76 | ND | 9.036 | mg/L | 130% | * | 80-123 | 1 |

| Type: | Matrix Spike Duplicate | Lab ID: | QC1345366 | Batch: | 396710 |
|---|---|---|---|---|---|
| Matrix (Source ID): | Water (554495-004) | Method: | EPA 300.0 | Prep Method: | METHOD |

| QC1345366 Analyte | Result | Source Sample Result | Spiked | Units | Recovery | Qual | Limits | RPD | RPD Lim | DF |
|---|---|---|---|---|---|---|---|---|---|---|
| Fluoride | 13.52 | 58.38 | 20.00 | mg/L | -224% | NM | 80-129 | 11 | 21 | 1 |
| Chloride | 162.3 | 13.88 | 100.0 | mg/L | 148% | * | 80-123 | 12 | 20 | 1 |
| Nitrogen, Nitrite | 13.41 | 0.03053 | 9.134 | mg/L | 147% | * | 80-122 | 13 | 21 | 1 |
| Bromide | 22.30 | 0.2443 | 15.00 | mg/L | 147% | * | 80-121 | 12 | 20 | 1 |
| Nitrogen, Nitrate | 13.29 | ND | 9.036 | mg/L | 147% | * | 80-123 | 12 | 20 | 1 |

| Type: | Blank | Lab ID: | QC1345729 | Batch: | 396830 |
|---|---|---|---|---|---|
| Matrix: | Water | Method: | EPA 300.0 | Prep Method: | METHOD |

| QC1345729 Analyte | Result | Qual | Units | RL | MDL | Prepared | Analyzed |
|---|---|---|---|---|---|---|---|
| Sulfate | ND | | mg/L | 1.0 | 0.26 | 03/02/26 10:37 | 03/02/26 11:41 |

| Type: | Lab Control Sample | Lab ID: | QC1345730 | Batch: | 396830 |
|---|---|---|---|---|---|
| Matrix: | Water | Method: | EPA 300.0 | Prep Method: | METHOD |

| QC1345730 Analyte | Result | Spiked | Units | Recovery | Qual | Limits |
|---|---|---|---|---|---|---|
| Sulfate | 26.27 | 25.00 | mg/L | 105% | | 90-110 |

| Type: | Matrix Spike | Lab ID: | QC1345731 | Batch: | 396830 |
|---|---|---|---|---|---|
| Matrix (Source ID): | Water (554518-001) | Method: | EPA 300.0 | Prep Method: | METHOD |

| QC1345731 Analyte | Result | Source Sample Result | Spiked | Units | Recovery | Qual | Limits | DF |
|---|---|---|---|---|---|---|---|---|
| Sulfate | 84.59 | 35.71 | 50.00 | mg/L | 98% | | 79-124 | 1 |

ENTHALPY ANALYTICAL

# Batch QC

| Type: | Matrix Spike Duplicate | Lab ID: | QC1345732 | Batch: | 396830 |
|---|---|---|---|---|---|
| Matrix (Source ID): | Water (554518-001) | Method: | EPA 300.0 | Prep Method: | METHOD |

| QC1345732 Analyte | Result | Source Sample Result | Spiked | Units | Recovery | Qual | Limits | RPD | RPD Lim | DF |
|---|---|---|---|---|---|---|---|---|---|---|
| Sulfate | 83.00 | 35.71 | 50.00 | mg/L | 95% | | 79-124 | 2 | 20 | 1 |

| Type: | Blank | Lab ID: | QC1345788 | Batch: | 396847 |
|---|---|---|---|---|---|
| Matrix: | Water | Method: | EPA 350.1 | Prep Method: | METHOD |

| QC1345788 Analyte | Result | Qual | Units | RL | MDL | Prepared | Analyzed |
|---|---|---|---|---|---|---|---|
| Ammonia-N | ND | | mg/L | 0.10 | 0.068 | 03/02/26 | 03/03/26 |

| Type: | Lab Control Sample | Lab ID: | QC1345789 | Batch: | 396847 |
|---|---|---|---|---|---|
| Matrix: | Water | Method: | EPA 350.1 | Prep Method: | METHOD |

| QC1345789 Analyte | Result | Spiked | Units | Recovery | Qual | Limits |
|---|---|---|---|---|---|---|
| Ammonia-N | 1.011 | 1.000 | mg/L | 101% | | 90-110 |

| Type: | Matrix Spike | Lab ID: | QC1345799 | Batch: | 396847 |
|---|---|---|---|---|---|
| Matrix (Source ID): | Water (553318-001) | Method: | EPA 350.1 | Prep Method: | SM 4500-NH3-G SD |

| QC1345799 Analyte | Result | Source Sample Result | Spiked | Units | Recovery | Qual | Limits | DF |
|---|---|---|---|---|---|---|---|---|
| Ammonia-N | 1.000 | 0.08171 | 1.000 | mg/L | 92% | | 90-110 | 1 |

| Type: | Matrix Spike Duplicate | Lab ID: | QC1345800 | Batch: | 396847 |
|---|---|---|---|---|---|
| Matrix (Source ID): | Water (553318-001) | Method: | EPA 350.1 | Prep Method: | SM 4500-NH3-G SD |

| QC1345800 Analyte | Result | Source Sample Result | Spiked | Units | Recovery | Qual | Limits | RPD | RPD Lim | DF |
|---|---|---|---|---|---|---|---|---|---|---|
| Ammonia-N | 0.9737 | 0.08171 | 1.000 | mg/L | 89% | * | 90-110 | 3 | 20 | 1 |

| Type: | Matrix Spike | Lab ID: | QC1345801 | Batch: | 396847 |
|---|---|---|---|---|---|
| Matrix (Source ID): | Water (553318-002) | Method: | EPA 350.1 | Prep Method: | SM 4500-NH3-G SD |

| QC1345801 Analyte | Result | Source Sample Result | Spiked | Units | Recovery | Qual | Limits | DF |
|---|---|---|---|---|---|---|---|---|
| Ammonia-N | 1.029 | 0.07920 | 1.000 | mg/L | 95% | | 90-110 | 1 |

ENTHALPY ANALYTICAL

# Batch QC

| | | | | | |
|---|---|---|---|---|---|
| **Type:** | **Matrix Spike Duplicate** | **Lab ID:** | **QC1345802** | **Batch:** | **396847** |
| **Matrix (Source ID):** | **Water (553318-002)** | **Method:** | **EPA 350.1** | **Prep Method:** | **SM 4500-NH3-G SD** |

| QC1345802 Analyte | Result | Source Sample Result | Spiked | Units | Recovery | Qual | Limits | RPD | RPD Lim | DF |
|---|---|---|---|---|---|---|---|---|---|---|
| Ammonia-N | 1.044 | 0.07920 | 1.000 | mg/L | 96% | | 90-110 | 1 | 20 | 1 |

| | | | | | |
|---|---|---|---|---|---|
| **Type:** | **Blank** | **Lab ID:** | **QC1345751** | **Batch:** | **396838** |
| **Matrix:** | **Water** | **Method:** | **EPA 420.1** | **Prep Method:** | **METHOD** |

| QC1345751 Analyte | Result | Qual | Units | RL | MDL | Prepared | Analyzed |
|---|---|---|---|---|---|---|---|
| Total Phenolics | ND | | mg/L | 0.010 | 0.0056 | 03/02/26 | 03/02/26 |

| | | | | | |
|---|---|---|---|---|---|
| **Type:** | **Lab Control Sample** | **Lab ID:** | **QC1345752** | **Batch:** | **396838** |
| **Matrix:** | **Water** | **Method:** | **EPA 420.1** | **Prep Method:** | **METHOD** |

| QC1345752 Analyte | Result | Spiked | Units | Recovery | Qual | Limits |
|---|---|---|---|---|---|---|
| Total Phenolics | 0.06900 | 0.08000 | mg/L | 86% | | 80-120 |

| | | | | | |
|---|---|---|---|---|---|
| **Type:** | **Lab Control Sample Duplicate** | **Lab ID:** | **QC1345753** | **Batch:** | **396838** |
| **Matrix:** | **Water** | **Method:** | **EPA 420.1** | **Prep Method:** | **METHOD** |

| QC1345753 Analyte | Result | Spiked | Units | Recovery | Qual | Limits | RPD | RPD Lim |
|---|---|---|---|---|---|---|---|---|
| Total Phenolics | 0.07400 | 0.08000 | mg/L | 93% | | 80-120 | 7 | 20 |

ENTHALPY ANALYTICAL

# Batch QC

| Type: Blank | Lab ID: QC1347360 | Batch: 397298 |
|---|---|---|
| Matrix: Water | | |

| QC1347360 Analyte | Result | Qual | Units | RL | MDL | Prepared | Analyzed |
|---|---|---|---|---|---|---|---|
| Method: EPA 625.1<br>Prep Method: EPA 3510C | | | | | | | |
| a-Terpineol | ND | | ug/L | 10 | 2.1 | 03/05/26 | 03/06/26 |
| Benzoic acid | ND | | ug/L | 50 | 11 | 03/05/26 | 03/06/26 |
| 2-Methylphenol | ND | | ug/L | 10 | 3.2 | 03/05/26 | 03/06/26 |
| Pyridine | ND | | ug/L | 10 | 2.8 | 03/05/26 | 03/06/26 |
| Phenol | ND | | ug/L | 10 | 2.1 | 03/05/26 | 03/06/26 |
| Naphthalene | ND | | ug/L | 10 | 3.6 | 03/05/26 | 03/06/26 |
| 3-,4-Methylphenol | ND | | ug/L | 10 | 3.0 | 03/05/26 | 03/06/26 |
| Cresol | ND | | ug/L | 10 | | 03/05/26 | 03/06/26 |
| **Surrogates** | | | | **Limits** | | | |
| 2-Fluorophenol | 36% | | %REC | 36-95 | | 03/05/26 | 03/06/26 |
| Phenol-d6 | 23% | * | %REC | 28-82 | | 03/05/26 | 03/06/26 |
| 2,4,6-Tribromophenol | 73% | | %REC | 61-140 | | 03/05/26 | 03/06/26 |
| Nitrobenzene-d5 | 59% | | %REC | 48-123 | | 03/05/26 | 03/06/26 |
| 2-Fluorobiphenyl | 53% | | %REC | 51-105 | | 03/05/26 | 03/06/26 |
| Terphenyl-d14 | 77% | | %REC | 65-117 | | 03/05/26 | 03/06/26 |
| Method: EPA 8270E<br>Prep Method: EPA 3510C | | | | | | | |
| Carbazole | ND | | ug/L | 10 | 2.8 | 03/05/26 | 03/06/26 |
| N-Nitrosodimethylamine | ND | | ug/L | 10 | 2.9 | 03/05/26 | 03/06/26 |
| Aniline | ND | | ug/L | 10 | 2.8 | 03/05/26 | 03/06/26 |
| bis(2-Chloroethyl)ether | ND | | ug/L | 25 | 3.7 | 03/05/26 | 03/06/26 |
| 2-Chlorophenol | ND | | ug/L | 10 | 3.6 | 03/05/26 | 03/06/26 |
| 1,3-Dichlorobenzene | ND | | ug/L | 10 | 3.3 | 03/05/26 | 03/06/26 |
| 1,4-Dichlorobenzene | ND | | ug/L | 10 | 3.4 | 03/05/26 | 03/06/26 |
| Benzyl alcohol | ND | | ug/L | 25 | 5.8 | 03/05/26 | 03/06/26 |
| 1,2-Dichlorobenzene | ND | | ug/L | 10 | 3.3 | 03/05/26 | 03/06/26 |
| bis(2-Chloroisopropyl) ether | ND | | ug/L | 10 | 3.8 | 03/05/26 | 03/06/26 |
| N-Nitroso-di-n-propylamine | ND | | ug/L | 10 | 3.9 | 03/05/26 | 03/06/26 |
| Hexachloroethane | ND | | ug/L | 10 | 3.0 | 03/05/26 | 03/06/26 |
| Nitrobenzene | ND | | ug/L | 25 | 8.4 | 03/05/26 | 03/06/26 |
| Isophorone | ND | | ug/L | 10 | 3.7 | 03/05/26 | 03/06/26 |
| 2-Nitrophenol | ND | | ug/L | 10 | 5.4 | 03/05/26 | 03/06/26 |
| 2,4-Dimethylphenol | ND | | ug/L | 10 | 3.2 | 03/05/26 | 03/06/26 |
| bis(2-Chloroethoxy)methane | ND | | ug/L | 10 | 3.7 | 03/05/26 | 03/06/26 |
| 2,4-Dichlorophenol | ND | | ug/L | 10 | 3.7 | 03/05/26 | 03/06/26 |
| 1,2,4-Trichlorobenzene | ND | | ug/L | 10 | 3.4 | 03/05/26 | 03/06/26 |
| 4-Chloroaniline | ND | | ug/L | 10 | 3.1 | 03/05/26 | 03/06/26 |
| Hexachlorobutadiene | ND | | ug/L | 10 | 2.2 | 03/05/26 | 03/06/26 |
| 4-Chloro-3-methylphenol | ND | | ug/L | 10 | 3.6 | 03/05/26 | 03/06/26 |
| 2-Methylnaphthalene | ND | | ug/L | 10 | 3.4 | 03/05/26 | 03/06/26 |
| Hexachlorocyclopentadiene | ND | | ug/L | 25 | 7.8 | 03/05/26 | 03/06/26 |
| 2,4,6-Trichlorophenol | ND | | ug/L | 10 | 4.1 | 03/05/26 | 03/06/26 |
| 2,4,5-Trichlorophenol | ND | | ug/L | 10 | 3.7 | 03/05/26 | 03/06/26 |
| 2-Chloronaphthalene | ND | | ug/L | 10 | 3.4 | 03/05/26 | 03/06/26 |
| 2-Nitroaniline | ND | | ug/L | 50 | 4.3 | 03/05/26 | 03/06/26 |

ENTHALPY ANALYTICAL

# Batch QC

| QC1347360 Analyte | Result | Qual | Units | RL | MDL | Prepared | Analyzed |
|---|---|---|---|---|---|---|---|
| Dimethylphthalate | ND | | ug/L | 10 | 3.4 | 03/05/26 | 03/06/26 |
| Acenaphthylene | ND | | ug/L | 10 | 3.9 | 03/05/26 | 03/06/26 |
| 2,6-Dinitrotoluene | ND | | ug/L | 10 | 4.4 | 03/05/26 | 03/06/26 |
| 3-Nitroaniline | ND | | ug/L | 10 | 4.0 | 03/05/26 | 03/06/26 |
| Acenaphthene | ND | | ug/L | 10 | 3.2 | 03/05/26 | 03/06/26 |
| 2,4-Dinitrophenol | ND | | ug/L | 50 | 15 | 03/05/26 | 03/06/26 |
| 4-Nitrophenol | ND | | ug/L | 50 | 8.5 | 03/05/26 | 03/06/26 |
| Dibenzofuran | ND | | ug/L | 10 | 3.2 | 03/05/26 | 03/06/26 |
| 2,4-Dinitrotoluene | ND | | ug/L | 10 | 4.3 | 03/05/26 | 03/06/26 |
| Diethylphthalate | ND | | ug/L | 10 | 2.9 | 03/05/26 | 03/06/26 |
| Fluorene | ND | | ug/L | 10 | 3.1 | 03/05/26 | 03/06/26 |
| 4-Chlorophenyl-phenylether | ND | | ug/L | 10 | 3.1 | 03/05/26 | 03/06/26 |
| 4-Nitroaniline | ND | | ug/L | 10 | 3.3 | 03/05/26 | 03/06/26 |
| 4,6-Dinitro-2-methylphenol | ND | | ug/L | 50 | 17 | 03/05/26 | 03/06/26 |
| N-Nitrosodiphenylamine | ND | | ug/L | 10 | 4.0 | 03/05/26 | 03/06/26 |
| 1,2-diphenylhydrazine (as azobenzene) | ND | | ug/L | 10 | 2.9 | 03/05/26 | 03/06/26 |
| 4-Bromophenyl-phenylether | ND | | ug/L | 10 | 3.3 | 03/05/26 | 03/06/26 |
| Hexachlorobenzene | ND | | ug/L | 10 | 3.0 | 03/05/26 | 03/06/26 |
| Pentachlorophenol | ND | | ug/L | 25 | 5.7 | 03/05/26 | 03/06/26 |
| Phenanthrene | ND | | ug/L | 10 | 2.9 | 03/05/26 | 03/06/26 |
| Anthracene | ND | | ug/L | 10 | 2.8 | 03/05/26 | 03/06/26 |
| Di-n-butylphthalate | ND | | ug/L | 10 | 3.0 | 03/05/26 | 03/06/26 |
| Fluoranthene | ND | | ug/L | 10 | 2.8 | 03/05/26 | 03/06/26 |
| Benzidine | ND | | ug/L | 50 | 19 | 03/05/26 | 03/06/26 |
| Pyrene | ND | | ug/L | 10 | 2.7 | 03/05/26 | 03/06/26 |
| Butylbenzylphthalate | ND | | ug/L | 10 | 3.6 | 03/05/26 | 03/06/26 |
| 3,3'-Dichlorobenzidine | ND | | ug/L | 25 | 5.2 | 03/05/26 | 03/06/26 |
| Benzo(a)anthracene | ND | | ug/L | 10 | 2.4 | 03/05/26 | 03/06/26 |
| Chrysene | ND | | ug/L | 10 | 2.5 | 03/05/26 | 03/06/26 |
| bis(2-Ethylhexyl)phthalate | ND | | ug/L | 10 | 3.3 | 03/05/26 | 03/06/26 |
| Di-n-octylphthalate | ND | | ug/L | 10 | 4.7 | 03/05/26 | 03/06/26 |
| Benzo(b)fluoranthene | ND | | ug/L | 10 | 3.0 | 03/05/26 | 03/06/26 |
| Benzo(k)fluoranthene | ND | | ug/L | 10 | 3.1 | 03/05/26 | 03/06/26 |
| Benzo(a)pyrene | ND | | ug/L | 10 | 3.1 | 03/05/26 | 03/06/26 |
| Indeno(1,2,3-cd)pyrene | ND | | ug/L | 10 | 4.2 | 03/05/26 | 03/06/26 |
| Dibenz(a,h)anthracene | ND | | ug/L | 10 | 4.2 | 03/05/26 | 03/06/26 |
| Benzo(g,h,i)perylene | ND | | ug/L | 10 | 4.1 | 03/05/26 | 03/06/26 |
| **Surrogates** | | | | **Limits** | | | |
| 2-Fluorophenol | 36% | | %REC | 15-120 | | 03/05/26 | 03/06/26 |
| Phenol-d6 | 23% | | %REC | 15-120 | | 03/05/26 | 03/06/26 |
| 2,4,6-Tribromophenol | 73% | | %REC | 15-140 | | 03/05/26 | 03/06/26 |
| Nitrobenzene-d5 | 59% | | %REC | 15-123 | | 03/05/26 | 03/06/26 |
| 2-Fluorobiphenyl | 53% | | %REC | 15-120 | | 03/05/26 | 03/06/26 |
| Terphenyl-d14 | 77% | | %REC | 15-120 | | 03/05/26 | 03/06/26 |

ENTHALPY ANALYTICAL

# Batch QC

**Type:** Lab Control Sample **Lab ID:** QC1347361 **Batch:** 397298
**Matrix:** Water

| QC1347361 Analyte | Result | Spiked | Units | Recovery | Qual | Limits |
|---|---|---|---|---|---|---|
| Method: EPA 625.1<br>Prep Method: EPA 3510C | | | | | | |
| 2-Methylphenol | 52.38 | 75.00 | ug/L | 70% | | 44-120 |
| Pyridine | 21.55 | 75.00 | ug/L | 29% | | 13-120 |
| Phenol | 24.37 | 75.00 | ug/L | 32% | | 10-85 |
| Naphthalene | 57.21 | 75.00 | ug/L | 76% | | 23-133 |
| 3-,4-Methylphenol | 49.51 | 75.00 | ug/L | 66% | | 40-120 |
| a-Terpineol | 69.39 | 75.00 | ug/L | 93% | | 70-130 |
| **Surrogates** | | | | | | |
| 2-Fluorophenol | 20.27 | 40.00 | ug/L | 51% | | 36-95 |
| Phenol-d6 | 13.59 | 40.00 | ug/L | 34% | | 28-82 |
| 2,4,6-Tribromophenol | 46.36 | 40.00 | ug/L | 116% | | 61-140 |
| Nitrobenzene-d5 | 34.96 | 40.00 | ug/L | 87% | | 48-123 |
| 2-Fluorobiphenyl | 31.32 | 40.00 | ug/L | 78% | | 51-105 |
| Terphenyl-d14 | 35.69 | 40.00 | ug/L | 89% | | 65-117 |
| Method: EPA 8270E<br>Prep Method: EPA 3510C | | | | | | |
| Phenol | 24.37 | 75.00 | ug/L | 32% | | 14-120 |
| 2-Chlorophenol | 56.91 | 75.00 | ug/L | 76% | | 46-120 |
| 1,4-Dichlorobenzene | 52.34 | 75.00 | ug/L | 70% | | 42-120 |
| 3-,4-Methylphenol | 49.51 | 75.00 | ug/L | 66% | | 40-120 |
| N-Nitroso-di-n-propylamine | 55.93 | 75.00 | ug/L | 75% | | 54-121 |
| 2,4-Dimethylphenol | 62.59 | 75.00 | ug/L | 83% | | 48-120 |
| 1,2,4-Trichlorobenzene | 57.59 | 75.00 | ug/L | 77% | | 45-120 |
| 4-Chloro-3-methylphenol | 62.12 | 75.00 | ug/L | 83% | | 60-121 |
| 2,4,5-Trichlorophenol | 70.47 | 75.00 | ug/L | 94% | | 62-124 |
| Acenaphthene | 61.96 | 75.00 | ug/L | 83% | | 56-120 |
| 4-Nitrophenol | 31.21 | 75.00 | ug/L | 42% | | 17-120 |
| 2,4-Dinitrotoluene | 80.48 | 75.00 | ug/L | 107% | b | 69-127 |
| Pentachlorophenol | 84.20 | 75.00 | ug/L | 112% | | 51-120 |
| Pyrene | 68.92 | 75.00 | ug/L | 92% | | 68-123 |
| Chrysene | 69.17 | 75.00 | ug/L | 92% | | 66-120 |
| Benzo(b)fluoranthene | 69.44 | 75.00 | ug/L | 93% | | 67-120 |
| **Surrogates** | | | | | | |
| 2-Fluorophenol | 20.27 | 40.00 | ug/L | 51% | | 15-120 |
| Phenol-d6 | 13.59 | 40.00 | ug/L | 34% | | 15-120 |
| 2,4,6-Tribromophenol | 46.36 | 40.00 | ug/L | 116% | | 15-140 |
| Nitrobenzene-d5 | 34.96 | 40.00 | ug/L | 87% | | 15-123 |
| 2-Fluorobiphenyl | 31.32 | 40.00 | ug/L | 78% | | 15-120 |
| Terphenyl-d14 | 35.69 | 40.00 | ug/L | 89% | | 15-120 |

ENTHALPY ANALYTICAL

# Batch QC

**Type:** Lab Control Sample Duplicate **Lab ID:** QC1347362 **Batch:** 397298
**Matrix:** Water

| QC1347362 Analyte | Result | Spiked | Units | Recovery | Qual | Limits | RPD | RPD Lim |
|---|---|---|---|---|---|---|---|---|
| Method: EPA 625.1<br>Prep Method: EPA 3510C | | | | | | | | |
| 2-Methylphenol | 32.68 | 75.00 | ug/L | 44% | | 44-120 | 46 | 51 |
| Pyridine | 20.87 | 75.00 | ug/L | 28% | | 13-120 | 3 | 62 |
| Phenol | 15.97 | 75.00 | ug/L | 21% | | 10-85 | 42 | 52 |
| Naphthalene | 34.54 | 75.00 | ug/L | 46% | | 23-133 | 49 | 50 |
| 3-,4-Methylphenol | 31.90 | 75.00 | ug/L | 43% | | 40-120 | 43 | 51 |
| a-Terpineol | 47.29 | 75.00 | ug/L | 63% | * | 70-130 | 38* | 30 |
| **Surrogates** | | | | | | | | |
| 2-Fluorophenol | 12.27 | 40.00 | ug/L | 31% | * | 36-95 | | |
| Phenol-d6 | 8.617 | 40.00 | ug/L | 22% | * | 28-82 | | |
| 2,4,6-Tribromophenol | 38.30 | 40.00 | ug/L | 96% | | 61-140 | | |
| Nitrobenzene-d5 | 21.08 | 40.00 | ug/L | 53% | | 48-123 | | |
| 2-Fluorobiphenyl | 20.32 | 40.00 | ug/L | 51% | | 51-105 | | |
| Terphenyl-d14 | 31.58 | 40.00 | ug/L | 79% | | 65-117 | | |
| Method: EPA 8270E<br>Prep Method: EPA 3510C | | | | | | | | |
| Phenol | 15.97 | 75.00 | ug/L | 21% | | 14-120 | 42 | 52 |
| 2-Chlorophenol | 33.53 | 75.00 | ug/L | 45% | * | 46-120 | 52 | 52 |
| 1,4-Dichlorobenzene | 30.52 | 75.00 | ug/L | 41% | * | 42-120 | 53 | 53 |
| 3-,4-Methylphenol | 31.90 | 75.00 | ug/L | 43% | | 40-120 | 43 | 51 |
| N-Nitroso-di-n-propylamine | 34.63 | 75.00 | ug/L | 46% | * | 54-121 | 47 | 52 |
| 2,4-Dimethylphenol | 40.23 | 75.00 | ug/L | 54% | | 48-120 | 43 | 52 |
| 1,2,4-Trichlorobenzene | 33.31 | 75.00 | ug/L | 44% | * | 45-120 | 53 | 54 |
| 4-Chloro-3-methylphenol | 44.71 | 75.00 | ug/L | 60% | | 60-121 | 33 | 47 |
| 2,4,5-Trichlorophenol | 50.81 | 75.00 | ug/L | 68% | | 62-124 | 32 | 46 |
| Acenaphthene | 45.04 | 75.00 | ug/L | 60% | | 56-120 | 32 | 46 |
| 4-Nitrophenol | 30.75 | 75.00 | ug/L | 41% | | 17-120 | 2 | 44 |
| 2,4-Dinitrotoluene | 71.97 | 75.00 | ug/L | 96% | b | 69-127 | 11 | 40 |
| Pentachlorophenol | 73.47 | 75.00 | ug/L | 98% | | 51-120 | 14 | 42 |
| Pyrene | 62.14 | 75.00 | ug/L | 83% | | 68-123 | 10 | 39 |
| Chrysene | 62.19 | 75.00 | ug/L | 83% | | 66-120 | 11 | 38 |
| Benzo(b)fluoranthene | 62.99 | 75.00 | ug/L | 84% | | 67-120 | 10 | 39 |
| **Surrogates** | | | | | | | | |
| 2-Fluorophenol | 12.27 | 40.00 | ug/L | 31% | | 15-120 | | |
| Phenol-d6 | 8.617 | 40.00 | ug/L | 22% | | 15-120 | | |
| 2,4,6-Tribromophenol | 38.30 | 40.00 | ug/L | 96% | | 15-140 | | |
| Nitrobenzene-d5 | 21.08 | 40.00 | ug/L | 53% | | 15-123 | | |
| 2-Fluorobiphenyl | 20.32 | 40.00 | ug/L | 51% | | 15-120 | | |
| Terphenyl-d14 | 31.58 | 40.00 | ug/L | 79% | | 15-120 | | |

ENTHALPY ANALYTICAL

# Batch QC

| Type: Blank | Lab ID: QC1345603 | Batch: 396773 |
|---|---|---|
| Matrix: Water | | |

| QC1345603 Analyte | Result | Qual | Units | RL | MDL | Prepared | Analyzed |
|---|---|---|---|---|---|---|---|
| Method: EPA 8081A<br>Prep Method: EPA 3510C | | | | | | | |
| alpha-BHC | ND | | ug/L | 0.05 | 0.02 | 03/01/26 | 03/01/26 |
| beta-BHC | ND | | ug/L | 0.05 | 0.01 | 03/01/26 | 03/01/26 |
| gamma-BHC | ND | | ug/L | 0.05 | 0.01 | 03/01/26 | 03/01/26 |
| delta-BHC | ND | | ug/L | 0.05 | 0.01 | 03/01/26 | 03/01/26 |
| Heptachlor | ND | | ug/L | 0.05 | 0.01 | 03/01/26 | 03/01/26 |
| Aldrin | ND | | ug/L | 0.05 | 0.01 | 03/01/26 | 03/01/26 |
| Heptachlor epoxide | ND | | ug/L | 0.05 | 0.01 | 03/01/26 | 03/01/26 |
| Endosulfan I | ND | | ug/L | 0.05 | 0.01 | 03/01/26 | 03/01/26 |
| Dieldrin | ND | | ug/L | 0.1 | 0.01 | 03/01/26 | 03/01/26 |
| 4,4'-DDE | ND | | ug/L | 0.1 | 0.04 | 03/01/26 | 03/01/26 |
| Endrin | ND | | ug/L | 0.1 | 0.01 | 03/01/26 | 03/01/26 |
| Endosulfan II | ND | | ug/L | 0.1 | 0.02 | 03/01/26 | 03/01/26 |
| Endosulfan sulfate | ND | | ug/L | 0.1 | 0.02 | 03/01/26 | 03/01/26 |
| 4,4'-DDD | ND | | ug/L | 0.1 | 0.03 | 03/01/26 | 03/01/26 |
| Endrin aldehyde | ND | | ug/L | 0.1 | 0.04 | 03/01/26 | 03/01/26 |
| Endrin ketone | ND | | ug/L | 0.1 | 0.03 | 03/01/26 | 03/01/26 |
| 4,4'-DDT | ND | | ug/L | 0.1 | 0.08 | 03/01/26 | 03/01/26 |
| Methoxychlor | ND | | ug/L | 0.1 | 0.04 | 03/01/26 | 03/01/26 |
| Toxaphene | ND | | ug/L | 2.0 | 0.6 | 03/01/26 | 03/01/26 |
| Chlordane (Technical) | ND | | ug/L | 1.0 | 0.2 | 03/01/26 | 03/01/26 |
| **Surrogates** | | | | **Limits** | | | |
| TCMX | 66% | | %REC | 29-120 | | 03/01/26 | 03/01/26 |
| Decachlorobiphenyl | 86% | | %REC | 33-132 | | 03/01/26 | 03/01/26 |
| Method: EPA 8082<br>Prep Method: EPA 3510C | | | | | | | |
| Aroclor-1016 | ND | | ug/L | 0.50 | 0.30 | 03/01/26 | 03/01/26 |
| Aroclor-1221 | ND | | ug/L | 0.50 | 0.47 | 03/01/26 | 03/01/26 |
| Aroclor-1232 | ND | | ug/L | 0.50 | 0.27 | 03/01/26 | 03/01/26 |
| Aroclor-1242 | ND | | ug/L | 0.50 | 0.29 | 03/01/26 | 03/01/26 |
| Aroclor-1248 | ND | | ug/L | 0.50 | 0.24 | 03/01/26 | 03/01/26 |
| Aroclor-1254 | ND | | ug/L | 0.50 | 0.27 | 03/01/26 | 03/01/26 |
| Aroclor-1260 | ND | | ug/L | 0.50 | 0.33 | 03/01/26 | 03/01/26 |
| Aroclor-1262 | ND | | ug/L | 0.50 | 0.29 | 03/01/26 | 03/01/26 |
| Aroclor-1268 | ND | | ug/L | 0.50 | 0.26 | 03/01/26 | 03/01/26 |
| **Surrogates** | | | | **Limits** | | | |
| Decachlorobiphenyl (PCB) | 115% | | %REC | 28-138 | | 03/01/26 | 03/01/26 |

ENTHALPY ANALYTICAL

# Batch QC

| | | |
|---|---|---|
| **Type:** Lab Control Sample | **Lab ID:** QC1345604 | **Batch:** 396773 |
| **Matrix:** Water | **Method:** EPA 8081A | **Prep Method:** EPA 3510C |

| QC1345604 Analyte | Result | Spiked | Units | Recovery | Qual | Limits |
|---|---|---|---|---|---|---|
| alpha-BHC | 0.5193 | 0.5000 | ug/L | 104% | | 66-121 |
| beta-BHC | 0.4817 | 0.5000 | ug/L | 96% | | 73-120 |
| gamma-BHC | 0.5300 | 0.5000 | ug/L | 106% | | 68-125 |
| delta-BHC | 0.5667 | 0.5000 | ug/L | 113% | | 68-131 |
| Heptachlor | 0.4895 | 0.5000 | ug/L | 98% | | 63-120 |
| Aldrin | 0.4371 | 0.5000 | ug/L | 87% | | 56-120 |
| Heptachlor epoxide | 0.4816 | 0.5000 | ug/L | 96% | | 65-120 |
| Endosulfan I | 0.4970 | 0.5000 | ug/L | 99% | | 68-124 |
| Dieldrin | 0.4795 | 0.5000 | ug/L | 96% | | 66-124 |
| 4,4'-DDE | 0.5234 | 0.5000 | ug/L | 105% | | 67-131 |
| Endrin | 0.5158 | 0.5000 | ug/L | 103% | # | 68-135 |
| Endosulfan II | 0.4921 | 0.5000 | ug/L | 98% | | 71-130 |
| Endosulfan sulfate | 0.5266 | 0.5000 | ug/L | 105% | | 68-128 |
| 4,4'-DDD | 0.4899 | 0.5000 | ug/L | 98% | | 65-130 |
| Endrin aldehyde | 0.4619 | 0.5000 | ug/L | 92% | | 67-124 |
| Endrin ketone | 0.5462 | 0.5000 | ug/L | 109% | | 69-137 |
| 4,4'-DDT | 0.4625 | 0.5000 | ug/L | 93% | | 65-136 |
| Methoxychlor | 0.4853 | 0.5000 | ug/L | 97% | | 69-150 |
| **Surrogates** | | | | | | |
| TCMX | 0.3686 | 0.5000 | ug/L | 74% | | 29-120 |
| Decachlorobiphenyl | 0.3672 | 0.5000 | ug/L | 73% | | 33-132 |

ENTHALPY ANALYTICAL

# Batch QC

| Type: | Lab Control Sample Duplicate | Lab ID: | QC1345605 | Batch: | 396773 |
|---|---|---|---|---|---|
| Matrix: | Water | Method: | EPA 8081A | Prep Method: | EPA 3510C |

| QC1345605 Analyte | Result | Spiked | Units | Recovery | Qual | Limits | RPD | RPD Lim |
|---|---|---|---|---|---|---|---|---|
| alpha-BHC | 0.5557 | 0.5000 | ug/L | 111% | | 66-121 | 7 | 20 |
| beta-BHC | 0.5298 | 0.5000 | ug/L | 106% | | 73-120 | 10 | 20 |
| gamma-BHC | 0.6030 | 0.5000 | ug/L | 121% | | 68-125 | 13 | 20 |
| delta-BHC | 0.6107 | 0.5000 | ug/L | 122% | | 68-131 | 7 | 20 |
| Heptachlor | 0.5387 | 0.5000 | ug/L | 108% | | 63-120 | 10 | 24 |
| Aldrin | 0.4627 | 0.5000 | ug/L | 93% | | 56-120 | 6 | 30 |
| Heptachlor epoxide | 0.5324 | 0.5000 | ug/L | 106% | | 65-120 | 10 | 20 |
| Endosulfan I | 0.5454 | 0.5000 | ug/L | 109% | | 68-124 | 9 | 20 |
| Dieldrin | 0.5344 | 0.5000 | ug/L | 107% | | 66-124 | 11 | 22 |
| 4,4'-DDE | 0.5814 | 0.5000 | ug/L | 116% | | 67-131 | 11 | 21 |
| Endrin | 0.5598 | 0.5000 | ug/L | 112% | # | 68-135 | 8 | 20 |
| Endosulfan II | 0.5534 | 0.5000 | ug/L | 111% | | 71-130 | 12 | 21 |
| Endosulfan sulfate | 0.5704 | 0.5000 | ug/L | 114% | | 68-128 | 8 | 21 |
| 4,4'-DDD | 0.5542 | 0.5000 | ug/L | 111% | | 65-130 | 12 | 22 |
| Endrin aldehyde | 0.5156 | 0.5000 | ug/L | 103% | | 67-124 | 11 | 20 |
| Endrin ketone | 0.5827 | 0.5000 | ug/L | 117% | | 69-137 | 6 | 21 |
| 4,4'-DDT | 0.5146 | 0.5000 | ug/L | 103% | | 65-136 | 11 | 23 |
| Methoxychlor | 0.5415 | 0.5000 | ug/L | 108% | | 69-150 | 11 | 23 |
| **Surrogates** | | | | | | | | |
| TCMX | 0.3856 | 0.5000 | ug/L | 77% | | 29-120 | | |
| Decachlorobiphenyl | 0.3824 | 0.5000 | ug/L | 76% | | 33-132 | | |

| Type: | Lab Control Sample | Lab ID: | QC1345606 | Batch: | 396773 |
|---|---|---|---|---|---|
| Matrix: | Water | Method: | EPA 8082 | Prep Method: | EPA 3510C |

| QC1345606 Analyte | Result | Spiked | Units | Recovery | Qual | Limits |
|---|---|---|---|---|---|---|
| Aroclor-1016 | 4.566 | 5.000 | ug/L | 91% | | 69-120 |
| Aroclor-1260 | 4.914 | 5.000 | ug/L | 98% | | 72-124 |
| **Surrogates** | | | | | | |
| Decachlorobiphenyl (PCB) | 0.5038 | 0.5000 | ug/L | 101% | | 28-138 |

| Type: | Lab Control Sample Duplicate | Lab ID: | QC1345607 | Batch: | 396773 |
|---|---|---|---|---|---|
| Matrix: | Water | Method: | EPA 8082 | Prep Method: | EPA 3510C |

| QC1345607 Analyte | Result | Spiked | Units | Recovery | Qual | Limits | RPD | RPD Lim |
|---|---|---|---|---|---|---|---|---|
| Aroclor-1016 | 4.533 | 5.000 | ug/L | 91% | | 69-120 | 1 | 22 |
| Aroclor-1260 | 4.935 | 5.000 | ug/L | 99% | | 72-124 | 0 | 25 |
| **Surrogates** | | | | | | | | |
| Decachlorobiphenyl (PCB) | 0.4754 | 0.5000 | ug/L | 95% | | 28-138 | | |

ENTHALPY ANALYTICAL

# Batch QC

| | | | | | |
|---|---|---|---|---|---|
| **Type:** | **Blank** | **Lab ID:** | **QC1345531** | **Batch:** | **396757** |
| **Matrix:** | **Water** | **Method:** | **EPA 8260B** | **Prep Method:** | **EPA 5030B** |

| QC1345531 Analyte | Result | Qual | Units | RL | MDL | Prepared | Analyzed |
|---|---|---|---|---|---|---|---|
| Carbon Disulfide | ND | | ug/L | 5.0 | 0.3 | 03/01/26 | 03/01/26 |
| Chloroprene | ND | | ug/L | 200 | 0.3 | 03/01/26 | 03/01/26 |
| 3-Chloropropene | ND | | ug/L | 5.0 | 0.2 | 03/01/26 | 03/01/26 |
| Ethyl methacrylate | ND | | ug/L | 50 | 2.4 | 03/01/26 | 03/01/26 |
| Ethanol | ND | | ug/L | 500 | 130 | 03/01/26 | 03/01/26 |
| 2-Hexanone | ND | | ug/L | 5.0 | 0.6 | 03/01/26 | 03/01/26 |
| Isopropanol (IPA) | ND | | ug/L | 200 | 40 | 03/01/26 | 03/01/26 |
| Methyl acrylonitrile | ND | | ug/L | 35 | 1.3 | 03/01/26 | 03/01/26 |
| Vinyl Acetate | ND | | ug/L | 50 | 2.4 | 03/01/26 | 03/01/26 |
| Acrolein | ND | | ug/L | 200 | 2.0 | 03/01/26 | 03/01/26 |
| Acrylonitrile | ND | | ug/L | 10 | 0.3 | 03/01/26 | 03/01/26 |
| Freon 12 | ND | | ug/L | 5.0 | 0.2 | 03/01/26 | 03/01/26 |
| Chloromethane | ND | | ug/L | 5.0 | 0.1 | 03/01/26 | 03/01/26 |
| Vinyl Chloride | ND | | ug/L | 5.0 | 0.1 | 03/01/26 | 03/01/26 |
| Bromomethane | ND | | ug/L | 5.0 | 0.3 | 03/01/26 | 03/01/26 |
| Chloroethane | ND | | ug/L | 5.0 | 0.05 | 03/01/26 | 03/01/26 |
| Trichlorofluoromethane | ND | | ug/L | 5.0 | 0.08 | 03/01/26 | 03/01/26 |
| Iodomethane | ND | | ug/L | 5.0 | | 03/01/26 | 03/01/26 |
| Acetone | ND | | ug/L | 100 | 8.8 | 03/01/26 | 03/01/26 |
| Freon 113 | ND | | ug/L | 5.0 | 0.1 | 03/01/26 | 03/01/26 |
| 1,1-Dichloroethene | ND | | ug/L | 5.0 | 0.1 | 03/01/26 | 03/01/26 |
| Methylene Chloride | ND | | ug/L | 10 | 0.2 | 03/01/26 | 03/01/26 |
| MTBE | ND | | ug/L | 5.0 | 0.1 | 03/01/26 | 03/01/26 |
| trans-1,2-Dichloroethene | ND | | ug/L | 5.0 | 0.1 | 03/01/26 | 03/01/26 |
| 1,1-Dichloroethane | ND | | ug/L | 5.0 | 0.07 | 03/01/26 | 03/01/26 |
| 2-Butanone | ND | | ug/L | 10 | 0.9 | 03/01/26 | 03/01/26 |
| cis-1,2-Dichloroethene | ND | | ug/L | 5.0 | 0.09 | 03/01/26 | 03/01/26 |
| 2,2-Dichloropropane | ND | | ug/L | 5.0 | 0.09 | 03/01/26 | 03/01/26 |
| Chloroform | ND | | ug/L | 5.0 | 0.07 | 03/01/26 | 03/01/26 |
| Bromochloromethane | ND | | ug/L | 5.0 | 0.1 | 03/01/26 | 03/01/26 |
| 1,1,1-Trichloroethane | ND | | ug/L | 5.0 | 0.03 | 03/01/26 | 03/01/26 |
| 1,1-Dichloropropene | ND | | ug/L | 5.0 | 0.08 | 03/01/26 | 03/01/26 |
| Carbon Tetrachloride | ND | | ug/L | 5.0 | 0.07 | 03/01/26 | 03/01/26 |
| 1,2-Dichloroethane | ND | | ug/L | 5.0 | 0.09 | 03/01/26 | 03/01/26 |
| Benzene | ND | | ug/L | 1.0 | 0.07 | 03/01/26 | 03/01/26 |
| Trichloroethene | ND | | ug/L | 5.0 | 0.05 | 03/01/26 | 03/01/26 |
| 1,2-Dichloropropane | ND | | ug/L | 5.0 | 0.07 | 03/01/26 | 03/01/26 |
| Bromodichloromethane | ND | | ug/L | 5.0 | 0.05 | 03/01/26 | 03/01/26 |
| Dibromomethane | ND | | ug/L | 5.0 | 0.1 | 03/01/26 | 03/01/26 |
| 4-Methyl-2-Pentanone | ND | | ug/L | 5.0 | 0.5 | 03/01/26 | 03/01/26 |
| cis-1,3-Dichloropropene | ND | | ug/L | 5.0 | 0.08 | 03/01/26 | 03/01/26 |
| Toluene | ND | | ug/L | 5.0 | 0.05 | 03/01/26 | 03/01/26 |
| trans-1,3-Dichloropropene | ND | | ug/L | 5.0 | 0.03 | 03/01/26 | 03/01/26 |
| 1,1,2-Trichloroethane | ND | | ug/L | 5.0 | 0.06 | 03/01/26 | 03/01/26 |
| 1,3-Dichloropropane | ND | | ug/L | 5.0 | 0.1 | 03/01/26 | 03/01/26 |
| Tetrachloroethene | ND | | ug/L | 5.0 | 0.09 | 03/01/26 | 03/01/26 |
| Dibromochloromethane | ND | | ug/L | 5.0 | 0.07 | 03/01/26 | 03/01/26 |

ENTHALPY ANALYTICAL

## Batch QC

| QC1345531 Analyte | Result | Qual | Units | RL | MDL | Prepared | Analyzed |
|---|---|---|---|---|---|---|---|
| 1,2-Dibromoethane | ND | | ug/L | 5.0 | 0.07 | 03/01/26 | 03/01/26 |
| Chlorobenzene | ND | | ug/L | 5.0 | 0.05 | 03/01/26 | 03/01/26 |
| 1,1,1,2-Tetrachloroethane | ND | | ug/L | 5.0 | 0.06 | 03/01/26 | 03/01/26 |
| Ethylbenzene | ND | | ug/L | 5.0 | 0.04 | 03/01/26 | 03/01/26 |
| m,p-Xylenes | ND | | ug/L | 5.0 | 0.1 | 03/01/26 | 03/01/26 |
| o-Xylene | ND | | ug/L | 5.0 | 0.06 | 03/01/26 | 03/01/26 |
| Styrene | ND | | ug/L | 5.0 | 0.06 | 03/01/26 | 03/01/26 |
| Bromoform | ND | | ug/L | 5.0 | 0.08 | 03/01/26 | 03/01/26 |
| Isopropylbenzene | ND | | ug/L | 5.0 | 0.06 | 03/01/26 | 03/01/26 |
| 1,1,2,2-Tetrachloroethane | ND | | ug/L | 5.0 | 0.06 | 03/01/26 | 03/01/26 |
| 1,2,3-Trichloropropane | ND | | ug/L | 5.0 | 0.09 | 03/01/26 | 03/01/26 |
| Propylbenzene | ND | | ug/L | 5.0 | 0.05 | 03/01/26 | 03/01/26 |
| Bromobenzene | ND | | ug/L | 5.0 | 0.06 | 03/01/26 | 03/01/26 |
| 1,3,5-Trimethylbenzene | ND | | ug/L | 5.0 | 0.08 | 03/01/26 | 03/01/26 |
| 2-Chlorotoluene | ND | | ug/L | 5.0 | 0.07 | 03/01/26 | 03/01/26 |
| 4-Chlorotoluene | ND | | ug/L | 5.0 | 0.08 | 03/01/26 | 03/01/26 |
| tert-Butylbenzene | ND | | ug/L | 5.0 | 0.07 | 03/01/26 | 03/01/26 |
| 1,2,4-Trimethylbenzene | ND | | ug/L | 5.0 | 0.07 | 03/01/26 | 03/01/26 |
| sec-Butylbenzene | ND | | ug/L | 5.0 | 0.06 | 03/01/26 | 03/01/26 |
| para-Isopropyl Toluene | ND | | ug/L | 5.0 | 0.05 | 03/01/26 | 03/01/26 |
| 1,3-Dichlorobenzene | ND | | ug/L | 5.0 | 0.06 | 03/01/26 | 03/01/26 |
| 1,4-Dichlorobenzene | ND | | ug/L | 5.0 | 0.07 | 03/01/26 | 03/01/26 |
| n-Butylbenzene | ND | | ug/L | 5.0 | 0.08 | 03/01/26 | 03/01/26 |
| 1,2-Dichlorobenzene | ND | | ug/L | 5.0 | 0.04 | 03/01/26 | 03/01/26 |
| 1,2-Dibromo-3-Chloropropane | ND | | ug/L | 5.0 | 0.3 | 03/01/26 | 03/01/26 |
| 1,2,4-Trichlorobenzene | ND | | ug/L | 5.0 | 0.1 | 03/01/26 | 03/01/26 |
| Hexachlorobutadiene | ND | | ug/L | 5.0 | 0.06 | 03/01/26 | 03/01/26 |
| 1,2,3-Trichlorobenzene | ND | | ug/L | 5.0 | 0.09 | 03/01/26 | 03/01/26 |
| cis-1,4-Dichloro-2-butene | ND | | ug/L | 5.0 | 0.3 | 03/01/26 | 03/01/26 |
| trans-1,4-Dichloro-2-butene | ND | | ug/L | 5.0 | 0.2 | 03/01/26 | 03/01/26 |
| Xylene (total) | ND | | ug/L | 5.0 | | 03/01/26 | 03/01/26 |
| **Surrogates** | | | | **Limits** | | | |
| Dibromofluoromethane | 100% | | %REC | 70-130 | | 03/01/26 | 03/01/26 |
| 1,2-Dichloroethane-d4 | 97% | | %REC | 70-130 | | 03/01/26 | 03/01/26 |
| Toluene-d8 | 97% | | %REC | 70-130 | | 03/01/26 | 03/01/26 |
| Bromofluorobenzene | 100% | | %REC | 70-130 | | 03/01/26 | 03/01/26 |

ENTHALPY ANALYTICAL

# Batch QC

| Type: Lab Control Sample | Lab ID: QC1345532 | Batch: 396757 |
|---|---|---|
| Matrix: Water | Method: EPA 8260B | Prep Method: EPA 5030B |

| QC1345532 Analyte | Result | Spiked | Units | Recovery | Qual | Limits |
|---|---|---|---|---|---|---|
| 1,1-Dichloroethene | 47.86 | 50.00 | ug/L | 96% | | 69-128 |
| MTBE | 51.26 | 50.00 | ug/L | 103% | | 66-125 |
| Benzene | 50.34 | 50.00 | ug/L | 101% | | 76-121 |
| Trichloroethene | 50.66 | 50.00 | ug/L | 101% | | 76-124 |
| Toluene | 48.39 | 50.00 | ug/L | 97% | | 76-120 |
| Chlorobenzene | 49.82 | 50.00 | ug/L | 100% | | 78-120 |
| **Surrogates** | | | | | | |
| Dibromofluoromethane | 48.73 | 50.00 | ug/L | 97% | | 70-130 |
| 1,2-Dichloroethane-d4 | 47.17 | 50.00 | ug/L | 94% | | 70-130 |
| Toluene-d8 | 49.55 | 50.00 | ug/L | 99% | | 70-130 |
| Bromofluorobenzene | 49.55 | 50.00 | ug/L | 99% | | 70-130 |

| Type: Lab Control Sample Duplicate | Lab ID: QC1345533 | Batch: 396757 |
|---|---|---|
| Matrix: Water | Method: EPA 8260B | Prep Method: EPA 5030B |

| QC1345533 Analyte | Result | Spiked | Units | Recovery | Qual | Limits | RPD | RPD Lim |
|---|---|---|---|---|---|---|---|---|
| 1,1-Dichloroethene | 46.87 | 50.00 | ug/L | 94% | | 69-128 | 2 | 23 |
| MTBE | 52.61 | 50.00 | ug/L | 105% | | 66-125 | 3 | 22 |
| Benzene | 50.53 | 50.00 | ug/L | 101% | | 76-121 | 0 | 21 |
| Trichloroethene | 52.55 | 50.00 | ug/L | 105% | | 76-124 | 4 | 22 |
| Toluene | 50.44 | 50.00 | ug/L | 101% | | 76-120 | 4 | 21 |
| Chlorobenzene | 50.66 | 50.00 | ug/L | 101% | | 78-120 | 2 | 20 |
| **Surrogates** | | | | | | | | |
| Dibromofluoromethane | 47.04 | 50.00 | ug/L | 94% | | 70-130 | | |
| 1,2-Dichloroethane-d4 | 45.79 | 50.00 | ug/L | 92% | | 70-130 | | |
| Toluene-d8 | 51.06 | 50.00 | ug/L | 102% | | 70-130 | | |
| Bromofluorobenzene | 53.77 | 50.00 | ug/L | 108% | | 70-130 | | |

| Type: Matrix Spike | Lab ID: QC1345564 | Batch: 396757 |
|---|---|---|
| Matrix (Source ID): Water (554468-001) | Method: EPA 8260B | Prep Method: EPA 5030B |

| QC1345564 Analyte | Result | Source Sample Result | Spiked | Units | Recovery | Qual | Limits | DF |
|---|---|---|---|---|---|---|---|---|
| 1,1-Dichloroethene | 20.06 | ND | 20.00 | ug/L | 100% | | 62-131 | 1 |
| MTBE | 20.71 | ND | 20.00 | ug/L | 104% | | 61-124 | 1 |
| Benzene | 20.67 | ND | 20.00 | ug/L | 103% | | 70-123 | 1 |
| Trichloroethene | 21.58 | 0.07594 | 20.00 | ug/L | 108% | | 65-131 | 1 |
| Toluene | 20.25 | ND | 20.00 | ug/L | 101% | | 69-120 | 1 |
| Chlorobenzene | 21.28 | ND | 20.00 | ug/L | 106% | | 72-121 | 1 |
| **Surrogates** | | | | | | | | |
| Dibromofluoromethane | 49.11 | | 50.00 | ug/L | 98% | | 70-130 | 1 |
| 1,2-Dichloroethane-d4 | 47.79 | | 50.00 | ug/L | 96% | | 70-130 | 1 |
| Toluene-d8 | 50.26 | | 50.00 | ug/L | 101% | | 70-130 | 1 |
| Bromofluorobenzene | 49.74 | | 50.00 | ug/L | 99% | | 70-130 | 1 |

# Batch QC

| Type: | Matrix Spike Duplicate | Lab ID: | QC1345565 | Batch: | 396757 |
|---|---|---|---|---|---|
| Matrix (Source ID): | Water (554468-001) | Method: | EPA 8260B | Prep Method: | EPA 5030B |

| QC1345565 Analyte | Result | Source Sample Result | Spiked | Units | Recovery | Qual | Limits | RPD | RPD Lim | DF |
|---|---|---|---|---|---|---|---|---|---|---|
| 1,1-Dichloroethene | 19.07 | ND | 20.00 | ug/L | 95% | | 62-131 | 5 | 31 | 1 |
| MTBE | 19.99 | ND | 20.00 | ug/L | 100% | | 61-124 | 4 | 30 | 1 |
| Benzene | 19.97 | ND | 20.00 | ug/L | 100% | | 70-123 | 3 | 31 | 1 |
| Trichloroethene | 20.51 | 0.07594 | 20.00 | ug/L | 102% | | 65-131 | 5 | 31 | 1 |
| Toluene | 19.52 | ND | 20.00 | ug/L | 98% | | 69-120 | 4 | 29 | 1 |
| Chlorobenzene | 20.76 | ND | 20.00 | ug/L | 104% | | 72-121 | 2 | 29 | 1 |
| **Surrogates** | | | | | | | | | | |
| Dibromofluoromethane | 48.54 | | 50.00 | ug/L | 97% | | 70-130 | | | 1 |
| 1,2-Dichloroethane-d4 | 47.25 | | 50.00 | ug/L | 94% | | 70-130 | | | 1 |
| Toluene-d8 | 49.21 | | 50.00 | ug/L | 98% | | 70-130 | | | 1 |
| Bromofluorobenzene | 48.98 | | 50.00 | ug/L | 98% | | 70-130 | | | 1 |

| Type: | Blank | Lab ID: | QC1345479 | Batch: | 396742 |
|---|---|---|---|---|---|
| Matrix: | Water | Method: | EPA 8270C-SIM | Prep Method: | EPA 3535 |

| QC1345479 Analyte | Result | Qual | Units | RL | MDL | Prepared | Analyzed |
|---|---|---|---|---|---|---|---|
| 1,4-Dioxane | ND | | ug/L | 1.0 | 0.87 | 03/01/26 | 03/01/26 |
| **Surrogates** | | | | **Limits** | | | |
| 1,4-Dioxane-d8 (SUR) | 98% | | %REC | 80-120 | | 03/01/26 | 03/01/26 |

| Type: | Lab Control Sample | Lab ID: | QC1345480 | Batch: | 396742 |
|---|---|---|---|---|---|
| Matrix: | Water | Method: | EPA 8270C-SIM | Prep Method: | EPA 3535 |

| QC1345480 Analyte | Result | Spiked | Units | Recovery | Qual | Limits |
|---|---|---|---|---|---|---|
| 1,4-Dioxane | 7.911 | 10.00 | ug/L | 79% | | 79-120 |
| **Surrogates** | | | | | | |
| 1,4-Dioxane-d8 (SUR) | 9.658 | 10.00 | ug/L | 97% | | 80-120 |

| Type: | Lab Control Sample Duplicate | Lab ID: | QC1345481 | Batch: | 396742 |
|---|---|---|---|---|---|
| Matrix: | Water | Method: | EPA 8270C-SIM | Prep Method: | EPA 3535 |

| QC1345481 Analyte | Result | Spiked | Units | Recovery | Qual | Limits | RPD | RPD Lim |
|---|---|---|---|---|---|---|---|---|
| 1,4-Dioxane | 9.637 | 10.00 | ug/L | 96% | | 79-120 | 20 | 20 |
| **Surrogates** | | | | | | | | |
| 1,4-Dioxane-d8 (SUR) | 9.819 | 10.00 | ug/L | 98% | | 80-120 | | |

| Type: | Blank | Lab ID: | QC1346100 | Batch: | 396955 |
|---|---|---|---|---|---|
| Matrix: | Water | Method: | SM 4500-CN-E | Prep Method: | METHOD |

| QC1346100 Analyte | Result | Qual | Units | RL | MDL | Prepared | Analyzed |
|---|---|---|---|---|---|---|---|
| Cyanide | ND | | mg/L | 0.0050 | 0.0017 | 03/03/26 | 03/03/26 |

ENTHALPY ANALYTICAL

# Batch QC

| Type: | Lab Control Sample | Lab ID: | QC1346101 | Batch: | 396955 |
|---|---|---|---|---|---|
| Matrix: | Water | Method: | SM 4500-CN-E | Prep Method: | METHOD |

| QC1346101 Analyte | Result | Spiked | Units | Recovery | Qual | Limits |
|---|---|---|---|---|---|---|
| Cyanide | 0.09905 | 0.1000 | mg/L | 99% | | 85-115 |

| Type: | Matrix Spike | Lab ID: | QC1346102 | Batch: | 396955 |
|---|---|---|---|---|---|
| Matrix (Source ID): | Water (554299-001) | Method: | SM 4500-CN-E | Prep Method: | METHOD |

| QC1346102 Analyte | Result | Source Sample Result | Spiked | Units | Recovery | Qual | Limits | DF |
|---|---|---|---|---|---|---|---|---|
| Cyanide | 0.09822 | ND | 0.1000 | mg/L | 98% | | 80-120 | 0.5 |

| Type: | Matrix Spike Duplicate | Lab ID: | QC1346103 | Batch: | 396955 |
|---|---|---|---|---|---|
| Matrix (Source ID): | Water (554299-001) | Method: | SM 4500-CN-E | Prep Method: | METHOD |

| QC1346103 Analyte | Result | Source Sample Result | Spiked | Units | Recovery | Qual | Limits | RPD | RPD Lim | DF |
|---|---|---|---|---|---|---|---|---|---|---|
| Cyanide | 0.09598 | ND | 0.1000 | mg/L | 96% | | 80-120 | 2 | 20 | 0.5 |

| Type: | Matrix Spike | Lab ID: | QC1346104 | Batch: | 396955 |
|---|---|---|---|---|---|
| Matrix (Source ID): | Water (554299-002) | Method: | SM 4500-CN-E | Prep Method: | METHOD |

| QC1346104 Analyte | Result | Source Sample Result | Spiked | Units | Recovery | Qual | Limits | DF |
|---|---|---|---|---|---|---|---|---|
| Cyanide | 0.09586 | ND | 0.1000 | mg/L | 96% | | 80-120 | 0.5 |

| Type: | Matrix Spike Duplicate | Lab ID: | QC1346105 | Batch: | 396955 |
|---|---|---|---|---|---|
| Matrix (Source ID): | Water (554299-002) | Method: | SM 4500-CN-E | Prep Method: | METHOD |

| QC1346105 Analyte | Result | Source Sample Result | Spiked | Units | Recovery | Qual | Limits | RPD | RPD Lim | DF |
|---|---|---|---|---|---|---|---|---|---|---|
| Cyanide | 0.1006 | ND | 0.1000 | mg/L | 101% | | 80-120 | 5 | 20 | 0.5 |

| Type: | Blank | Lab ID: | QC1345447 | Batch: | 396728 |
|---|---|---|---|---|---|
| Matrix: | Water | Method: | SM 4500-S2-D | Prep Method: | METHOD |

| QC1345447 Analyte | Result | Qual | Units | RL | MDL | Prepared | Analyzed |
|---|---|---|---|---|---|---|---|
| Sulfide | ND | | mg/L | 0.10 | | 02/28/26 | 02/28/26 |

| Type: | Lab Control Sample | Lab ID: | QC1345448 | Batch: | 396728 |
|---|---|---|---|---|---|
| Matrix: | Water | Method: | SM 4500-S2-D | Prep Method: | METHOD |

| QC1345448 Analyte | Result | Spiked | Units | Recovery | Qual | Limits |
|---|---|---|---|---|---|---|
| Sulfide | 0.9000 | 1.000 | mg/L | 90% | | 90-110 |

ENTHALPY ANALYTICAL

# Batch QC

| Type: | Matrix Spike | Lab ID: | QC1345449 | Batch: | 396728 |
|---|---|---|---|---|---|
| Matrix (Source ID): | Water (553969-001) | Method: | SM 4500-S2-D | Prep Method: | METHOD |

| QC1345449 Analyte | Result | Source Sample Result | Spiked | Units | Recovery | Qual | Limits | DF |
|---|---|---|---|---|---|---|---|---|
| Sulfide | 0.9000 | ND | 1.000 | mg/L | 90% | | 80-120 | 1 |

| Type: | Matrix Spike Duplicate | Lab ID: | QC1345450 | Batch: | 396728 |
|---|---|---|---|---|---|
| Matrix (Source ID): | Water (553969-001) | Method: | SM 4500-S2-D | Prep Method: | METHOD |

| QC1345450 Analyte | Result | Source Sample Result | Spiked | Units | Recovery | Qual | Limits | RPD | RPD Lim | DF |
|---|---|---|---|---|---|---|---|---|---|---|
| Sulfide | 0.9000 | ND | 1.000 | mg/L | 90% | | 80-120 | 0 | 20 | 1 |

| Type: | Blank | Lab ID: | QC1345566 | Batch: | 396766 |
|---|---|---|---|---|---|
| Matrix: | Water | Method: | SM 5310B | Prep Method: | SM 5310B |

| QC1345566 Analyte | Result | Qual | Units | RL | MDL | Prepared | Analyzed |
|---|---|---|---|---|---|---|---|
| Total Organic Carbon | ND | | mg/L | 1.0 | 0.49 | 03/01/26 | 03/01/26 |

| Type: | Lab Control Sample | Lab ID: | QC1345567 | Batch: | 396766 |
|---|---|---|---|---|---|
| Matrix: | Water | Method: | SM 5310B | Prep Method: | SM 5310B |

| QC1345567 Analyte | Result | Spiked | Units | Recovery | Qual | Limits |
|---|---|---|---|---|---|---|
| Total Organic Carbon | 23.71 | 25.00 | mg/L | 95% | | 85-115 |

| Type: | Matrix Spike | Lab ID: | QC1345570 | Batch: | 396766 |
|---|---|---|---|---|---|
| Matrix (Source ID): | Water (554516-001) | Method: | SM 5310B | Prep Method: | SM 5310B |

| QC1345570 Analyte | Result | Source Sample Result | Spiked | Units | Recovery | Qual | Limits | DF |
|---|---|---|---|---|---|---|---|---|
| Total Organic Carbon | 41,200 | 27670 | 12500 | mg/L | 108% | | 75-125 | 500 |

| Type: | Matrix Spike Duplicate | Lab ID: | QC1345571 | Batch: | 396766 |
|---|---|---|---|---|---|
| Matrix (Source ID): | Water (554516-001) | Method: | SM 5310B | Prep Method: | SM 5310B |

| QC1345571 Analyte | Result | Source Sample Result | Spiked | Units | Recovery | Qual | Limits | RPD | RPD Lim | DF |
|---|---|---|---|---|---|---|---|---|---|---|
| Total Organic Carbon | 41,400 | 27670 | 12500 | mg/L | 110% | | 75-125 | 0 | 25 | 500 |

ENTHALPY ANALYTICAL

# Batch QC

| Type: Sample Duplicate | Lab ID: QC1345543 | Batch: 396759 |
|---|---|---|
| Matrix (Source ID): Water (554518-001) | Method: SM2130B | |

| QC1345543 Analyte | Result | Source Sample Result | Units | Qual | RPD | RPD Lim | DF |
|---|---|---|---|---|---|---|---|
| Turbidity | 969.0 | 966.0 | NTU | | 0 | 20 | 1 |

| Type: Blank | Lab ID: QC1344836 | Batch: 396558 |
|---|---|---|
| Matrix: Water | Method: SM2320B | Prep Method: METHOD |

| QC1344836 Analyte | Result | Qual | Units | RL | MDL | Prepared | Analyzed |
|---|---|---|---|---|---|---|---|
| Bicarbonate | ND | | mg/L | 2.0 | | 03/01/26 | 03/01/26 |
| Alkalinity, Total as CaCO3 | ND | | mg/L | 2.0 | | 03/01/26 | 03/01/26 |

| Type: Lab Control Sample | Lab ID: QC1344838 | Batch: 396558 |
|---|---|---|
| Matrix: Water | Method: SM2320B | Prep Method: METHOD |

| QC1344838 Analyte | Result | Spiked | Units | Recovery | Qual | Limits |
|---|---|---|---|---|---|---|
| Alkalinity, Total as CaCO3 | 103.4 | 100.0 | mg/L | 103% | | 90-110 |

| Type: Sample Duplicate | Lab ID: QC1344840 | Batch: 396558 |
|---|---|---|
| Matrix (Source ID): Water (553556-002) | Method: SM2320B | Prep Method: METHOD |

| QC1344840 Analyte | Result | Source Sample Result | Units | Qual | RPD | RPD Lim | DF |
|---|---|---|---|---|---|---|---|
| Bicarbonate | 134.7 | 138.8 | mg/L | | 3 | 20 | 1.7 |
| Alkalinity, Total as CaCO3 | 110.4 | 113.7 | mg/L | | 3 | 20 | 1.7 |

| Type: Sample Duplicate | Lab ID: QC1345631 | Batch: 396779 |
|---|---|---|
| Matrix (Source ID): Water (554518-001) | Method: SM2510B | Prep Method: METHOD |

| QC1345631 Analyte | Result | Source Sample Result | Units | Qual | RPD | RPD Lim | DF |
|---|---|---|---|---|---|---|---|
| Specific Conductance | 237.6 | 237.4 | umhos/cm | | 0 | 20 | 1 |

| Type: Blank | Lab ID: QC1345595 | Batch: 396771 |
|---|---|---|
| Matrix: Water | Method: SM2540C | Prep Method: METHOD |

| QC1345595 Analyte | Result | Qual | Units | RL | MDL | Prepared | Analyzed |
|---|---|---|---|---|---|---|---|
| Total Dissolved Solids | ND | | mg/L | 10 | | 03/01/26 | 03/03/26 |

| Type: Lab Control Sample | Lab ID: QC1345596 | Batch: 396771 |
|---|---|---|
| Matrix: Water | Method: SM2540C | Prep Method: METHOD |

| QC1345596 Analyte | Result | Spiked | Units | Recovery | Qual | Limits |
|---|---|---|---|---|---|---|
| Total Dissolved Solids | 1,013 | 1000 | mg/L | 101% | | 90-110 |

ENTHALPY ANALYTICAL

# Batch QC

| Type: | Sample Duplicate | Lab ID: | QC1345597 | Batch: | 396771 |
|---|---|---|---|---|---|
| Matrix (Source ID): | Water (554125-001) | Method: | SM2540C | Prep Method: | METHOD |

| QC1345597 Analyte | Result | Source Sample Result | Units | Qual | RPD | RPD Lim | DF |
|---|---|---|---|---|---|---|---|
| Total Dissolved Solids | 170.0 | 170.0 | mg/L | | | 5 | 2 |

| Type: | Sample Duplicate | Lab ID: | QC1345598 | Batch: | 396771 |
|---|---|---|---|---|---|
| Matrix (Source ID): | Water (554125-003) | Method: | SM2540C | Prep Method: | METHOD |

| QC1345598 Analyte | Result | Source Sample Result | Units | Qual | RPD | RPD Lim | DF |
|---|---|---|---|---|---|---|---|
| Total Dissolved Solids | 480.0 | 476.0 | mg/L | | | 5 | 2 |

| Type: | Blank | Lab ID: | QC1345618 | Batch: | 396770 |
|---|---|---|---|---|---|
| Matrix: | Water | Method: | SM2540D | Prep Method: | METHOD |

| QC1345618 Analyte | Result | Qual | Units | RL | MDL | Prepared | Analyzed |
|---|---|---|---|---|---|---|---|
| Total Suspended Solids | ND | | mg/L | 0.5 | | 03/01/26 | 03/02/26 |

| Type: | Lab Control Sample | Lab ID: | QC1345619 | Batch: | 396770 |
|---|---|---|---|---|---|
| Matrix: | Water | Method: | SM2540D | Prep Method: | METHOD |

| QC1345619 Analyte | Result | Spiked | Units | Recovery | Qual | Limits |
|---|---|---|---|---|---|---|
| Total Suspended Solids | 99.65 | 100.0 | mg/L | 100% | | 90-110 |

| Type: | Lab Control Sample Duplicate | Lab ID: | QC1345620 | Batch: | 396770 |
|---|---|---|---|---|---|
| Matrix: | Water | Method: | SM2540D | Prep Method: | METHOD |

| QC1345620 Analyte | Result | Spiked | Units | Recovery | Qual | Limits | RPD | RPD Lim |
|---|---|---|---|---|---|---|---|---|
| Total Suspended Solids | 99.35 | 100.0 | mg/L | 99% | | 90-110 | 0 | 5 |

| Type: | Sample Duplicate | Lab ID: | QC1345621 | Batch: | 396770 |
|---|---|---|---|---|---|
| Matrix (Source ID): | Water (554120-001) | Method: | SM2540D | Prep Method: | METHOD |

| QC1345621 Analyte | Result | Source Sample Result | Units | Qual | RPD | RPD Lim | DF |
|---|---|---|---|---|---|---|---|
| Total Suspended Solids | 1,125 | 1265 | mg/L | | 12* | 5 | 1 |

| Type: | Sample Duplicate | Lab ID: | QC1345622 | Batch: | 396770 |
|---|---|---|---|---|---|
| Matrix (Source ID): | Water (554243-001) | Method: | SM2540D | Prep Method: | METHOD |

| QC1345622 Analyte | Result | Source Sample Result | Units | Qual | RPD | RPD Lim | DF |
|---|---|---|---|---|---|---|---|
| Total Suspended Solids | 1,907 | 1520 | mg/L | | 23* | 5 | 1 |

ENTHALPY ANALYTICAL

# Batch QC

| | | |
|---|---|---|
| **Type: Blank** | **Lab ID: QC1345428** | **Batch: 396724** |
| **Matrix: Water** | **Method: SM5210B** | **Prep Method: METHOD** |

| QC1345428 Analyte | Result | Qual | Units | RL | MDL | Prepared | Analyzed |
|---|---|---|---|---|---|---|---|
| Biochemical Oxygen Demand | ND | | mg/L | 3.0 | | 02/28/26 13:10 | 03/05/26 15:13 |

| | | |
|---|---|---|
| **Type: Lab Control Sample** | **Lab ID: QC1345435** | **Batch: 396724** |
| **Matrix: Water** | **Method: SM5210B** | **Prep Method: METHOD** |

| QC1345435 Analyte | Result | Spiked | Units | Recovery | Qual | Limits |
|---|---|---|---|---|---|---|
| Biochemical Oxygen Demand | 199.7 | 198.0 | mg/L | 101% | | 84.6-115.4 |

| | | |
|---|---|---|
| **Type: Sample Duplicate** | **Lab ID: QC1345436** | **Batch: 396724** |
| **Matrix (Source ID): Water (554460-001)** | **Method: SM5210B** | **Prep Method: METHOD** |

| QC1345436 Analyte | Result | Source Sample Result | Units | Qual | RPD | RPD Lim | DF |
|---|---|---|---|---|---|---|---|
| Biochemical Oxygen Demand | 29.83 | 37.03 | mg/L | BOD5 | 22 | 30 | 1 |

| | | |
|---|---|---|
| **Type: Blank** | **Lab ID: QC1345489** | **Batch: 396744** |
| **Matrix: Water** | **Method: SM5220D** | **Prep Method: SM 5220D** |

| QC1345489 Analyte | Result | Qual | Units | RL | MDL | Prepared | Analyzed |
|---|---|---|---|---|---|---|---|
| Chemical Oxygen Demand | ND | | mg/L | 4.0 | 2.0 | 03/01/26 | 03/01/26 |

| | | |
|---|---|---|
| **Type: Lab Control Sample** | **Lab ID: QC1345490** | **Batch: 396744** |
| **Matrix: Water** | **Method: SM5220D** | **Prep Method: SM 5220D** |

| QC1345490 Analyte | Result | Spiked | Units | Recovery | Qual | Limits |
|---|---|---|---|---|---|---|
| Chemical Oxygen Demand | 97.00 | 100.0 | mg/L | 97% | | 90-110 |

| | | |
|---|---|---|
| **Type: Matrix Spike** | **Lab ID: QC1345491** | **Batch: 396744** |
| **Matrix (Source ID): Water (552986-002)** | **Method: SM5220D** | **Prep Method: SM 5220D** |

| QC1345491 Analyte | Result | Source Sample Result | Spiked | Units | Recovery | Qual | Limits | DF |
|---|---|---|---|---|---|---|---|---|
| Chemical Oxygen Demand | 110.0 | 19.00 | 100.0 | mg/L | 91% | | 75-125 | 2 |

| | | |
|---|---|---|
| **Type: Matrix Spike Duplicate** | **Lab ID: QC1345492** | **Batch: 396744** |
| **Matrix (Source ID): Water (552986-002)** | **Method: SM5220D** | **Prep Method: SM 5220D** |

| QC1345492 Analyte | Result | Source Sample Result | Spiked | Units | Recovery | Qual | Limits | RPD | RPD Lim | DF |
|---|---|---|---|---|---|---|---|---|---|---|
| Chemical Oxygen Demand | 118.0 | 19.00 | 100.0 | mg/L | 99% | | 75-125 | 7 | 20 | 2 |

# Batch QC

| | |
|---|---|
| # | CCV drift outside limits; average CCV drift within limits per method requirements |
| * | Value is outside QC limits |
| BOD5 | Estimated result, under-depleted, highest volume replicate reported |
| J | Estimated value |
| ND | Not Detected |
| NM | Not Meaningful |
| b | See narrative |

**Laboratory Job Number 554518**

**Subcontracted Products**

**Pace Laboratories**

Date of Report: 03/11/2026

David Tripp

Enthalpy Analytical - Orange
931 West Barkley Avenue
Orange, CA 92868

| | |
|---|---|
| Client Project: | EO-554518 |
| Pace Project: | Chiquita Canyon Landfill Stormwater |
| Pace Work Order: | 2603118 |
| Invoice ID: | B532446 |

Enclosed are the results of analyses for samples received by the laboratory on 3/3/2026. If you have any questions concerning this report, please feel free to contact me.

Sincerely,

Contact Person: Ragen Williams
Client Service Rep

Steven Bennett
Operations Manager

Certifications: CA ELAP #1186; NV #CA00014; OR ELAP #4032-001; AK UST101

*The results in this report apply to the samples analyzed in accordance with the chain of custody document. This analytical report must be reproduced in its entirety.*
All results listed in this report are for the exclusive use of the submitting party. Pace Analytical assumes no responsibility for report alteration, separation, detachment or third party interpretation.

# Table of Contents


## Sample Information

Chain of Custody and Cooler Receipt form ..... 3
Laboratory / Client Sample Cross Reference ..... 5

## Sample Results

**2603118-01 - SOUTH BASIN-EASTERN INLET**

Organo-Phosphorus Pesticide Analysis (EPA Method 8141A) ..... 6

## Quality Control Reports

**Organo-Phosphorus Pesticide Analysis (EPA Method 8141A)**

Method Blank Analysis ..... 7
Laboratory Control Sample ..... 8

## Notes

Notes and Definitions ..... 9



*The results in this report apply to the samples analyzed in accordance with the chain of custody document. This analytical report must be reproduced in its entirety.*
All results listed in this report are for the exclusive use of the submitting party. Pace Analytical assumes no responsibility for report alteration, separation, detachment or third party interpretation.

**Chain of Custody and Cooler Receipt Form for 2603118 Page 1 of 2**

ENTHALPY ANALYTICAL

931 West Barkley Ave
Orange, CA 92868
(714) 771-6900

26-03118

Subcontract Laboratory:
Pace Laboratories
4100 Atlas Court
Bakersfield, CA 93308
ATTN: Ragen Schallock
PO #: Required, to be sent via email

Enthalpy Order: EO-554518
PM: David Tripp
Email: david.tripp@enthalpy.com
CC: incomingreports@enthalpy.com
Phone: 657-581-4710

2603118

Results Due: 03/09/26
Report Level: II
Report To: MDL
EDDs: ELM_TransferOut (Standard Excel Transfer EDD, 3 tabs)

Notes:
CHIQUITA Stormwater

| Sample ID | Collected | Lab ID | # Cont. | Matrix | Analysis Requested | Comment |
|---|---|---|---|---|---|---|
| SOUTH BASIN - EASTERN INLET | 28-FEB-2026 13:40 | 554518-001 | 1 | Water | Organophosphorus Pesticides | |

| Notes: | Relinquished By: | Received By: |
|---|---|---|
| | | |
| | Date: 3-2-26 14:56 | Date: 03-03-26 1010 |
| | | |
| | Date: | Date: |
| | | |
| | Date: | Date: |

CHK BY KB DISTRIBUTION SUB OUT

*The results in this report apply to the samples analyzed in accordance with the chain of custody document. This analytical report must be reproduced in its entirety.*
All results listed in this report are for the exclusive use of the submitting party. Pace Analytical assumes no responsibility for report alteration, separation, detachment or third party interpretation.

Pace Analytical®
ENVIRONMENTAL SCIENCES

**Chain of Custody and Cooler Receipt Form for 2603118 Page 2 of 2**

PACE ANALYTICAL — COOLER RECEIPT FORM — Page ___ Of ___

Submission #: 26-03118

| SHIPPING INFORMATION | SHIPPING CONTAINER | FREE LIQUID |
|---|---|---|
| Fed Ex ☑ UPS ☐ GSO / GLS ☐ Hand Delivery ☐ | Ice Chest ☐ None ☐ Box ☐ | YES ☐ NO ☐ |
| Pace Lab Field Service ☐ Other ☐ (Specify)_____ | Other ☐ (Specify)_____ | W / S |

Refrigerant: Ice ☐ Blue Ice ☐ None ☐ Other ☐ Comments:

Custody Seals: Ice Chest ☐ Intact? Yes ☐ No ☐ Containers ☐ Intact? Yes ☐ No ☐ None ☐ Comments:

All samples received? Yes ☑ No ☐ All samples containers intact? Yes ☑ No ☐ Description(s) match COC? Yes ☑ No ☐

COC Received ☑ YES ☐ NO

Emissivity: 0.97 Container: 01A Thermometer ID: 274

Temperature: (A) 2.8 °C / (C) 3.1 °C

Date/Time 03/03/26

Analyst Init 1010

| SAMPLE CONTAINERS | SAMPLE NUMBERS 1 | 2 | 3 | 4 | 5 | 6 | 7 | 8 | 9 | 10 |
|---|---|---|---|---|---|---|---|---|---|---|
| QT PE UNPRES | | | | | | | | | | |
| 4oz / 8oz / 16oz PE UNPRES | | | | | | | | | | |
| 2oz $Cr^{+6}$ | | | | | | | | | | |
| QT INORGANIC CHEMICAL METALS | | | | | | | | | | |
| INORGANIC CHEMICAL METALS 4oz / 8oz / 16oz | | | | | | | | | | |
| PT CYANIDE | | | | | | | | | | |
| PT NITROGEN FORMS | | | | | | | | | | |
| PT TOTAL SULFIDE | | | | | | | | | | |
| 2oz NITRATE / NITRITE | | | | | | | | | | |
| PT TOTAL ORGANIC CARBON | | | | | | | | | | |
| PT CHEMICAL OXYGEN DEMAND | | | | | | | | | | |
| PtA PHENOLICS | | | | | | | | | | |
| 40ml VOA VIAL TRAVEL BLANK | | | | | | | | | | |
| 40ml VOA VIAL | | | | | | | | | | |
| QT EPA 1664B | | | | | | | | | | |
| PT ODOR | | | | | | | | | | |
| RADIOLOGICAL | | | | | | | | | | |
| BACTERIOLOGICAL | | | | | | | | | | |
| 40 ml VOA VIAL 504 | | | | | | | | | | |
| QT EPA 508/608.3/8081A | | | | | | | | | | |
| QT EPA 515.1/8151A | | | | | | | | | | |
| QT EPA 525.2 | | | | | | | | | | |
| QT EPA 525.2 TRAVEL BLANK | | | | | | | | | | |
| 40ml EPA 547 | | | | | | | | | | |
| 40ml EPA 531.1 | | | | | | | | | | |
| 8oz EPA 548.1 | | | | | | | | | | |
| QT EPA 549.2 | | | | | | | | | | |
| QT EPA 8015M | | | | | | | | | | |
| QT EPA 8270C | | | | | | | | | | |
| 8oz / 16oz / 32oz AMBER | A | | | | | | | | | |
| 8oz / 16oz / 32oz JAR | | | | | | | | | | |
| SOIL SLEEVE | | | | | | | | | | |
| PCB VIAL | | | | | | | | | | |
| PLASTIC BAG | | | | | | | | | | |
| TEDLAR BAG | | | | | | | | | | |
| FERROUS IRON | | | | | | | | | | |
| ENCORE | | | | | | | | | | |
| SMART KIT | | | | | | | | | | |
| SUMMA CANISTER | | | | | | | | | | |

Comments:

Sample Numbering Completed By: _____ Date/Time: 03/03/26 1031

A = Actual / C = Corrected

Rev 23 05/20/22

[S:\WPDocs\WordPerfect\LAB_DOCS\FORMS\SAMREC rev 20]

*The results in this report apply to the samples analyzed in accordance with the chain of custody document. This analytical report must be reproduced in its entirety.*
All results listed in this report are for the exclusive use of the submitting party. Pace Analytical assumes no responsibility for report alteration, separation, detachment or third party interpretation.

Pace Analytical®
ENVIRONMENTAL SCIENCES

Enthalpy Analytical - Orange
931 West Barkley Avenue
Orange, CA 92868

**Reported:** 03/11/2026 18:40
Project: Chiquita Canyon Landfill Stormwater
Project Number: EO-554518
Project Manager: David Tripp

# Laboratory / Client Sample Cross Reference

| Laboratory | Client Sample Information | | | |
|---|---|---|---|---|
| **2603118-01** | **COC Number:** | --- | **Receive Date:** | 03/03/2026 10:10 |
| | **Project Number:** | --- | **Sampling Date:** | 02/28/2026 13:40 |
| | **Sampling Location:** | --- | **Sample Depth:** | --- |
| | **Sampling Point:** | SOUTH BASIN-EASTERN INLET | **Lab Matrix:** | Water |
| | **Sampled By:** | client | **Sample Type:** | Water |

*The results in this report apply to the samples analyzed in accordance with the chain of custody document. This analytical report must be reproduced in its entirety.*
All results listed in this report are for the exclusive use of the submitting party. Pace Analytical assumes no responsibility for report alteration, separation, detachment or third party interpretation.

Pace Analytical®
ENVIRONMENTAL SCIENCES

Enthalpy Analytical - Orange
931 West Barkley Avenue
Orange, CA 92868

**Reported:** 03/11/2026 18:40
Project: Chiquita Canyon Landfill Stormwater
Project Number: EO-554518
Project Manager: David Tripp

# Organo-Phosphorus Pesticide Analysis (EPA Method 8141A)

**Pace Sample ID:** 2603118-01 | **Client Sample Name:** SOUTH BASIN-EASTERN INLET, 2/28/2026 1:40:00PM, client

| Constituent | Result | Units | PQL | MDL | Method | MB Bias | Lab Quals | DCN |
|---|---|---|---|---|---|---|---|---|
| Azinphos methyl | ND | ug/L | 0.50 | 0.12 | EPA-8141A | ND | | 1 |
| Bolstar | ND | ug/L | 0.20 | 0.050 | EPA-8141A | ND | | 1 |
| Chlorpyrifos | ND | ug/L | 0.20 | 0.050 | EPA-8141A | ND | | 1 |
| Coumaphos | ND | ug/L | 0.50 | 0.11 | EPA-8141A | ND | | 1 |
| Demeton O/S | ND | ug/L | 0.20 | 0.056 | EPA-8141A | ND | | 1 |
| Diazinon | ND | ug/L | 0.20 | 0.050 | EPA-8141A | ND | | 1 |
| Dichlorvos | ND | ug/L | 0.20 | 0.050 | EPA-8141A | ND | | 1 |
| Disulfoton | ND | ug/L | 0.20 | 0.050 | EPA-8141A | ND | | 1 |
| Ethoprop | ND | ug/L | 0.20 | 0.052 | EPA-8141A | ND | | 1 |
| Fensulfothion | ND | ug/L | 0.20 | 0.051 | EPA-8141A | ND | | 1 |
| Fenthion | ND | ug/L | 0.20 | 0.050 | EPA-8141A | ND | | 1 |
| Merphos | ND | ug/L | 0.20 | 0.050 | EPA-8141A | ND | | 1 |
| Methyl parathion | ND | ug/L | 0.20 | 0.050 | EPA-8141A | ND | | 1 |
| Mevinphos | ND | ug/L | 0.20 | 0.050 | EPA-8141A | ND | | 1 |
| Naled | ND | ug/L | 0.50 | 0.17 | EPA-8141A | ND | | 1 |
| Phorate | ND | ug/L | 0.20 | 0.066 | EPA-8141A | ND | | 1 |
| Ronnel (Fenchlorphos) | ND | ug/L | 0.20 | 0.050 | EPA-8141A | ND | | 1 |
| Stirophos (Tetrachlorvinphos) | ND | ug/L | 0.20 | 0.082 | EPA-8141A | ND | | 1 |
| Tokuthion (Prothiofos) | ND | ug/L | 0.20 | 0.050 | EPA-8141A | ND | | 1 |
| Trichloronate | ND | ug/L | 0.20 | 0.050 | EPA-8141A | ND | | 1 |
| Triphenylphosphate (Surrogate) | 68.4 | % | 50 - 130 (LCL - UCL) | | EPA-8141A | | | 1 |

| DCN | Method | Prep Date | Run Date/Time | Analyst | Instrument | Dilution | QC Batch ID | Prep Method |
|---|---|---|---|---|---|---|---|---|
| 1 | EPA-8141A | 03/05/26 15:00 | 03/10/26 16:01 | IJC | GC-18 | 0.971 | B228217 | EPA 3510C |

DCN = Data Continuation Number

*The results in this report apply to the samples analyzed in accordance with the chain of custody document. This analytical report must be reproduced in its entirety.*
All results listed in this report are for the exclusive use of the submitting party. Pace Analytical assumes no responsibility for report alteration, separation, detachment or third party interpretation.

Pace Analytical
ENVIRONMENTAL SCIENCES

Enthalpy Analytical - Orange
931 West Barkley Avenue
Orange, CA 92868

**Reported:** 03/11/2026 18:40
Project: Chiquita Canyon Landfill Stormwater
Project Number: EO-554518
Project Manager: David Tripp

# Organo-Phosphorus Pesticide Analysis (EPA Method 8141A)

## Quality Control Report - Method Blank Analysis

| Constituent | QC Sample ID | MB Result | Units | PQL | MDL | Lab Quals | Run # |
|---|---|---|---|---|---|---|---|
| **QC Batch ID: B228217** | | | | | | | |
| Azinphos methyl | B228217-BLK1 | ND | ug/L | 0.50 | 0.12 | | 1 |
| Bolstar | B228217-BLK1 | ND | ug/L | 0.20 | 0.050 | | 1 |
| Chlorpyrifos | B228217-BLK1 | ND | ug/L | 0.20 | 0.050 | | 1 |
| Coumaphos | B228217-BLK1 | ND | ug/L | 0.50 | 0.11 | | 1 |
| Demeton O/S | B228217-BLK1 | ND | ug/L | 0.20 | 0.056 | | 1 |
| Diazinon | B228217-BLK1 | ND | ug/L | 0.20 | 0.050 | | 1 |
| Dichlorvos | B228217-BLK1 | ND | ug/L | 0.20 | 0.050 | | 1 |
| Disulfoton | B228217-BLK1 | ND | ug/L | 0.20 | 0.050 | | 1 |
| Ethoprop | B228217-BLK1 | ND | ug/L | 0.20 | 0.052 | | 1 |
| Fensulfothion | B228217-BLK1 | ND | ug/L | 0.20 | 0.051 | | 1 |
| Fenthion | B228217-BLK1 | ND | ug/L | 0.20 | 0.050 | | 1 |
| Merphos | B228217-BLK1 | ND | ug/L | 0.20 | 0.050 | | 1 |
| Methyl parathion | B228217-BLK1 | ND | ug/L | 0.20 | 0.050 | | 1 |
| Mevinphos | B228217-BLK1 | ND | ug/L | 0.20 | 0.050 | | 1 |
| Naled | B228217-BLK1 | ND | ug/L | 0.50 | 0.17 | | 1 |
| Phorate | B228217-BLK1 | ND | ug/L | 0.20 | 0.066 | | 1 |
| Ronnel (Fenchlorphos) | B228217-BLK1 | ND | ug/L | 0.20 | 0.050 | | 1 |
| Stirophos (Tetrachlorvinphos) | B228217-BLK1 | ND | ug/L | 0.20 | 0.082 | | 1 |
| Tokuthion (Prothiofos) | B228217-BLK1 | ND | ug/L | 0.20 | 0.050 | | 1 |
| Trichloronate | B228217-BLK1 | ND | ug/L | 0.20 | 0.050 | | 1 |
| **Triphenylphosphate (Surrogate)** | **B228217-BLK1** | **91.0** | % | **50 - 130 (LCL - UCL)** | | | 1 |

| Run # | QC Sample ID | QC Type | Method | Prep Date | Run Date Time | Analyst | Instrument | Dilution |
|---|---|---|---|---|---|---|---|---|
| 1 | B228217-BLK1 | PB | EPA-8141A | 03/05/26 | 03/10/26 14:03 | IJC | GC-18 | 1 |

*The results in this report apply to the samples analyzed in accordance with the chain of custody document. This analytical report must be reproduced in its entirety.*
All results listed in this report are for the exclusive use of the submitting party. Pace Analytical assumes no responsibility for report alteration, separation, detachment or third party interpretation.

Pace Analytical
ENVIRONMENTAL SCIENCES

Enthalpy Analytical - Orange
931 West Barkley Avenue
Orange, CA 92868

**Reported:** 03/11/2026 18:40
Project: Chiquita Canyon Landfill Stormwater
Project Number: EO-554518
Project Manager: David Tripp

# Organo-Phosphorus Pesticide Analysis (EPA Method 8141A)

## Quality Control Report - Laboratory Control Sample

| Constituent | QC Sample ID | Type | Result | Spike Level | Units | Percent Recovery | RPD | Control Limits Percent Recovery | Control Limits RPD | Lab Quals | Run # |
|---|---|---|---|---|---|---|---|---|---|---|---|
| **QC Batch ID: B228217** | | | | | | | | | | | |
| Bolstar | B228217-BS1 | LCS | 1.3050 | 2.0000 | ug/L | 65.2 | | 50 - 130 | | | 1 |
| | B228217-BSD1 | LCSD | 1.5550 | 2.0000 | ug/L | 77.8 | 17.5 | 50 - 130 | 30 | | 2 |
| Chlorpyrifos | B228217-BS1 | LCS | 1.3850 | 2.0000 | ug/L | 69.2 | | 60 - 120 | | | 1 |
| | B228217-BSD1 | LCSD | 1.5650 | 2.0000 | ug/L | 78.2 | 12.2 | 60 - 120 | 30 | | 2 |
| Diazinon | B228217-BS1 | LCS | 1.3650 | 2.0000 | ug/L | 68.2 | | 60 - 130 | | | 1 |
| | B228217-BSD1 | LCSD | 1.5200 | 2.0000 | ug/L | 76.0 | 10.7 | 60 - 130 | 30 | | 2 |
| Methyl parathion | B228217-BS1 | LCS | 1.4750 | 2.0000 | ug/L | 73.8 | | 60 - 120 | | | 1 |
| | B228217-BSD1 | LCSD | 1.6750 | 2.0000 | ug/L | 83.8 | 12.7 | 60 - 120 | 30 | | 2 |
| Mevinphos | B228217-BS1 | LCS | 1.2950 | 2.0000 | ug/L | 64.8 | | 50 - 120 | | | 1 |
| | B228217-BSD1 | LCSD | 1.3150 | 2.0000 | ug/L | 65.8 | 1.5 | 50 - 120 | 30 | | 2 |
| Ronnel (Fenchlorphos) | B228217-BS1 | LCS | 1.5450 | 2.0000 | ug/L | 77.2 | | 50 - 120 | | | 1 |
| | B228217-BSD1 | LCSD | 1.7850 | 2.0000 | ug/L | 89.2 | 14.4 | 50 - 120 | 30 | | 2 |
| Stirophos (Tetrachlorvinphos) | B228217-BS1 | LCS | 1.5400 | 2.0000 | ug/L | 77.0 | | 50 - 120 | | | 1 |
| | B228217-BSD1 | LCSD | 1.6850 | 2.0000 | ug/L | 84.2 | 9.0 | 50 - 120 | 30 | | 2 |
| Triphenylphosphate (Surrogate) | B228217-BS1 | LCS | 2.3100 | 2.5000 | ug/L | 92.4 | | 50 - 130 | | | 1 |
| | B228217-BSD1 | LCSD | 2.0450 | 2.5000 | ug/L | 81.8 | 12.2 | 50 - 130 | | | 2 |

| Run # | QC Sample ID | QC Type | Method | Prep Date | Run Date Time | Analyst | Instrument | Dilution |
|---|---|---|---|---|---|---|---|---|
| 1 | B228217-BS1 | LCS | EPA-8141A | 03/05/26 | 03/10/26 14:32 | IJC | GC-18 | 1 |
| 2 | B228217-BSD1 | LCSD | EPA-8141A | 03/05/26 | 03/10/26 15:02 | IJC | GC-18 | 1 |

*The results in this report apply to the samples analyzed in accordance with the chain of custody document. This analytical report must be reproduced in its entirety.*
All results listed in this report are for the exclusive use of the submitting party. Pace Analytical assumes no responsibility for report alteration, separation, detachment or third party interpretation.

Enthalpy Analytical - Orange
931 West Barkley Avenue
Orange, CA 92868

**Reported:** 03/11/2026 18:40
Project: Chiquita Canyon Landfill Stormwater
Project Number: EO-554518
Project Manager: David Tripp

## Notes And Definitions

| | |
|---|---|
| MDL | Method Detection Limit |
| ND | Analyte Not Detected |
| PQL | Practical Quantitation Limit |

*The results in this report apply to the samples analyzed in accordance with the chain of custody document. This analytical report must be reproduced in its entirety.*
All results listed in this report are for the exclusive use of the submitting party. Pace Analytical assumes no responsibility for report alteration, separation, detachment or third party interpretation.

**Laboratory Job Number 554518**

**Subcontracted Products**

**McCampbell Analytical, Inc.**

# McCampbell Analytical, Inc.

*"When Quality Counts"*

# Analytical Report

**WorkOrder:** 2603160

**Report Created for:** Enthalpy Analytical

931 West Barkley Avenue
Orange, CA 92868

**Project Contact:** David Tripp
**Project P.O.:** 079649
**Project:** EO-554518

**Project Location:**
**Project Received:** 03/03/2026

Analytical Report reviewed & approved for release on 03/12/2026 by:

Tracy Babjar
Project Manager

***The report shall not be reproduced except in full, without the written approval of the laboratory. The analytical results relate only to the items tested. Results reported conform to the most current regulatory standards, where applicable, unless otherwise stated.***

1534 Willow Pass Rd. Pittsburg, CA 94565 ♦ TEL: (877) 252-9262 ♦ FAX: (925) 252-9269 ♦ www.mccampbell.com
CA ELAP 1644 ♦ ORELAP (NELAP) 4033 ♦ AIHA-LAP ID#232255 ♦ DoD-ELAP Cert # L22-757

McCampbell Analytical, Inc.
*"When Quality Counts"*

1534 Willow Pass Road, Pittsburg, CA 94565-1701
Toll Free Telephone: (877) 252-9262 / Fax: (925) 252-9269
http://www.mccampbell.com / E-mail: main@mccampbell.com

# Glossary of Terms & Qualifier Definitions

**Client:** Enthalpy Analytical **WorkOrder:** 2603160

**Project:** EO-554518

## Glossary Abbreviation

| | |
|---|---|
| %D | Serial Dilution Percent Difference |
| 95% Interval | 95% Confident Interval |
| CCV | Continuing Calibration Verification. |
| CCV REC (%) | The % recovery of Continuing Calibration Verification |
| DF | Dilution Factor |
| DI WET | (DISTLC) Waste Extraction Test using DI water |
| DISS | Dissolved (sample filtered using a 0.45 µm filter size) |
| DLT | Dilution Test (Serial Dilution) |
| DUP | Duplicate |
| EDL | Estimated Detection Limit |
| ITEF | International Toxicity Equivalence Factor |
| LCS | Laboratory Control Sample |
| LCS2 | Second LCS for the batch. Spike level is lower than that for the first LCS; applicable to method 1633. |
| LQL | Lowest Quantitation Level |
| MB | Method Blank |
| MB IS/SS % Rec | % Recovery of Internal Standard or Surrogate in Method Blank, if applicable |
| MB SS % Rec | % Recovery of Surrogate in Method Blank, if applicable |
| MDL | Method Detection Limit [1] |
| ML | Minimum Level of Quantitation |
| MS | Matrix Spike |
| MSD | Matrix Spike Duplicate |
| NA | Not Applicable |
| ND | Not detected at or above the indicated MDL (if present) or RL. |
| NR | Data Not Reported due to matrix interference or insufficient sample amount. |
| PDS | Post Digestion Spike |
| PF | Prep Factor |
| RD | Relative Difference |
| RL | Reporting Limit [2] |
| RPD | Relative Percent Difference |
| RRT | Relative Retention Time |
| RSD | Relative Standard Deviation |
| SPK Val | Spike Value |
| SPKRef Val | Spike Reference Value |
| SPLP | Synthetic Precipitation Leachate Procedure |

[1] MDL is the minimum measured concentration of a substance that can be reported with 99% confidence that the measured concentration is distinguishable from method blank results. Definition and Procedure for the Determination of the Method Detection Limit, Revision 2, 40CFR, Part 136, Appendix B, EPA 821-R-16-006, December 2016. Values are based upon our default extraction volume/amount and are subject to change.

[2] RL is the lowest level that can be reliably determined within specified limits of precision and accuracy during routine laboratory operating conditions. (The RL cannot be lower than the lowest calibration standard used in the initial calibration of the instrument and must be greater than the MDL.) Values are based upon our default extraction volume/amount and are subject to change.

McCampbell Analytical, Inc.
*"When Quality Counts"*

1534 Willow Pass Road, Pittsburg, CA 94565-1701
Toll Free Telephone: (877) 252-9262 / Fax: (925) 252-9269
http://www.mccampbell.com / E-mail: main@mccampbell.com

# Glossary of Terms & Qualifier Definitions

**Client:** Enthalpy Analytical **WorkOrder:** 2603160

**Project:** EO-554518

| | |
|---|---|
| TCLP | Toxicity Characteristic Leachate Procedure |
| TEQ | Toxicity Equivalents |
| TNTC | "Too Numerous to Count;" greater than 250 colonies observed on the plate. |
| TPH-Diesel | Sample results for semi-volatile TPH (diesel, kerosene, oil, etc) were calculated using a background subtraction procedure to correct for instrument baseline rise (column bleed) as described in Sec 7.7.2.2 of EPA 8015 B, C. |
| TZA | TimeZone Net Adjustment for sample collected outside of MAI's Coordinated Universal Time (UTC). (Adjustment for Daylight Saving is not accounted.) |
| WET (STLC) | Waste Extraction Test (Soluble Threshold Limit Concentration) |

## Analytical Qualifiers

| | |
|---|---|
| a3 | Sample diluted due to high organic content interfering with quantitative/or qualitative analysis. |
| b1 | Aqueous sample that contains greater than ~1 vol. % sediment |

McCampbell Analytical, Inc.
*"When Quality Counts"*

1534 Willow Pass Road, Pittsburg, CA 94565-1701
Toll Free Telephone: (877) 252-9262 / Fax: (925) 252-9269
http://www.mccampbell.com / E-mail: main@mccampbell.com

# Analytical Report

| | | | |
|---|---|---|---|
| **Client:** | Enthalpy Analytical | **WorkOrder:** | 2603160 |
| **Date Received:** | 03/03/2026 9:35 | **Extraction Method:** | E8151A |
| **Date Prepared:** | 03/04/2026 | **Analytical Method:** | E8151A |
| **Project:** | EO-554518 | **Unit:** | µg/L |

## Chlorinated Herbicides by GC-ECD

| Client ID | Lab ID | Matrix | Date Collected | Instrument FileID | Batch ID |
|---|---|---|---|---|---|
| SOUTH BASIN- EASTERN INLET | 2603160-001A | Water | 02/28/2026 13:40 | GC15A 03112638.D | 336840 |

| Analytes | Result | MDL | RL | DF | Date Analyzed |
|---|---|---|---|---|---|
| Acifluorfen | ND | 0.53 | 1.0 | 1 | 03/11/2026 23:24 |
| Bentazon | ND | 0.32 | 1.0 | 1 | 03/11/2026 23:24 |
| Chloramben | ND | 0.64 | 1.0 | 1 | 03/11/2026 23:24 |
| 2,4-D (Dichlorophenoxyacetic acid) | ND | 0.079 | 0.20 | 1 | 03/11/2026 23:24 |
| 2,4-DB | ND | 0.42 | 1.0 | 1 | 03/11/2026 23:24 |
| Dalapon | ND | 0.77 | 1.0 | 1 | 03/11/2026 23:24 |
| DCPA (mono & diacid) | ND | 0.50 | 1.0 | 1 | 03/11/2026 23:24 |
| Dicamba | ND | 0.074 | 0.20 | 1 | 03/11/2026 23:24 |
| 3,5-Dichlorobenzoic Acid | ND | 0.24 | 1.0 | 1 | 03/11/2026 23:24 |
| Dichloroprop | ND | 0.35 | 1.0 | 1 | 03/11/2026 23:24 |
| Dinoseb (DNBP) | ND | 0.30 | 1.0 | 1 | 03/11/2026 23:24 |
| MCPA | ND | 1.3 | 2.0 | 1 | 03/11/2026 23:24 |
| MCPP | ND | 1.2 | 2.0 | 1 | 03/11/2026 23:24 |
| 4-Nitrophenol | ND | 0.77 | 1.0 | 1 | 03/11/2026 23:24 |
| Pentachlorophenol (PCP) | ND | 0.055 | 0.20 | 1 | 03/11/2026 23:24 |
| Picloram | ND | 0.38 | 1.0 | 1 | 03/11/2026 23:24 |
| 2,4,5-T (Trichlorophenoxy acetic acid) | ND | 0.10 | 0.20 | 1 | 03/11/2026 23:24 |
| 2,4,5-TP (Silvex) | ND | 0.16 | 0.50 | 1 | 03/11/2026 23:24 |

| Surrogates | REC (%) | Limits | DF | |
|---|---|---|---|---|
| DCAA | 102 | 60-140 | 1 | 03/11/2026 23:24 |

Analyst(s): DP

Analytical Comments: b1

McCampbell Analytical, Inc.
*"When Quality Counts"*

1534 Willow Pass Road, Pittsburg, CA 94565-1701
Toll Free Telephone: (877) 252-9262 / Fax: (925) 252-9269
http://www.mccampbell.com / E-mail: main@mccampbell.com

# Analytical Report

| | | | |
|---|---|---|---|
| **Client:** | Enthalpy Analytical | **WorkOrder:** | 2603160 |
| **Date Received:** | 03/03/2026 9:35 | **Extraction Method:** | RSK175 |
| **Date Prepared:** | 03/06/2026 | **Analytical Method:** | RSK175 |
| **Project:** | EO-554518 | **Unit:** | µg/L |

## Dissolved Carbon Dioxide by RSK 175

| Client ID | Lab ID | Matrix | Date Collected | Instrument FileID | Batch ID |
|---|---|---|---|---|---|
| SOUTH BASIN- EASTERN INLET | 2603160-001B | Water | 02/28/2026 13:40 | GC26 0306261104.D | 337077 |

| Analytes | Result | MDL | RL | DF | Date Analyzed |
|---|---|---|---|---|---|
| Carbon Dioxide | **620** | 50 | 50 | 1 | 03/06/2026 14:39 |

Analyst(s): CLO

Analytical Comments: b1

McCampbell Analytical, Inc.
*"When Quality Counts"*

1534 Willow Pass Road, Pittsburg, CA 94565-1701
Toll Free Telephone: (877) 252-9262 / Fax: (925) 252-9269
http://www.mccampbell.com / E-mail: main@mccampbell.com

# Quality Control Report

| | | | |
|---|---|---|---|
| **Client:** | Enthalpy Analytical | **WorkOrder:** | 2603160 |
| **Date Prepared:** | 03/04/2026 | **BatchID:** | 336840 |
| **Date Analyzed:** | 03/04/2026 | **Extraction Method:** | E8151A |
| **Instrument:** | GC15A | **Analytical Method:** | E8151A |
| **Matrix:** | Water | **Unit:** | µg/L |
| **Project:** | EO-554518 | **Sample ID:** | MB/LCS/LCSD-336840 |

## QC Summary Report for E8151A

| Analyte | MB Result | MDL | RL | SPK Val | MB IS/SS %REC | MB IS/SS Limits |
|---|---|---|---|---|---|---|
| Acifluorfen | ND | 0.53 | 1.0 | - | - | - |
| Bentazon | ND | 0.32 | 1.0 | - | - | - |
| Chloramben | ND | 0.64 | 1.0 | - | - | - |
| 2,4-D (Dichlorophenoxyacetic acid) | ND | 0.079 | 0.20 | - | - | - |
| 2,4-DB | ND | 0.42 | 1.0 | - | - | - |
| Dalapon | ND | 0.77 | 1.0 | - | - | - |
| DCPA (mono & diacid) | ND | 0.50 | 1.0 | - | - | - |
| Dicamba | ND | 0.074 | 0.20 | - | - | - |
| 3,5-Dichlorobenzoic Acid | ND | 0.24 | 1.0 | - | - | - |
| Dichloroprop | ND | 0.35 | 1.0 | - | - | - |
| Dinoseb (DNBP) | ND | 0.30 | 1.0 | - | - | - |
| MCPA | ND | 1.3 | 2.0 | - | - | - |
| MCPP | ND | 1.2 | 2.0 | - | - | - |
| 4-Nitrophenol | ND | 0.77 | 1.0 | - | - | - |
| Pentachlorophenol (PCP) | ND | 0.055 | 0.20 | - | - | - |
| Picloram | ND | 0.38 | 1.0 | - | - | - |
| 2,4,5-T (Trichlorophenoxy acetic acid) | ND | 0.10 | 0.20 | - | - | - |
| 2,4,5-TP (Silvex) | ND | 0.16 | 0.50 | - | - | - |
| **Surrogate Recovery** | | | | | | |
| DCAA | 9.4 | | | 10 | 94 | 70-130 |

*(Cont.)*

CA ELAP 1644 • ORELAP (NELAP) 4033

McCampbell Analytical, Inc.
*"When Quality Counts"*

1534 Willow Pass Road, Pittsburg, CA 94565-1701
Toll Free Telephone: (877) 252-9262 / Fax: (925) 252-9269
http://www.mccampbell.com / E-mail: main@mccampbell.com

# Quality Control Report

| | | | |
|---|---|---|---|
| **Client:** | Enthalpy Analytical | **WorkOrder:** | 2603160 |
| **Date Prepared:** | 03/04/2026 | **BatchID:** | 336840 |
| **Date Analyzed:** | 03/04/2026 | **Extraction Method:** | E8151A |
| **Instrument:** | GC15A | **Analytical Method:** | E8151A |
| **Matrix:** | Water | **Unit:** | µg/L |
| **Project:** | EO-554518 | **Sample ID:** | MB/LCS/LCSD-336840 |

## QC Summary Report for E8151A

| Analyte | LCS Result | LCSD Result | SPK Val | LCS %REC | LCSD %REC | LCS/LCSD Limits | RPD | RPD Limit |
|---|---|---|---|---|---|---|---|---|
| Acifluorfen | 9.0 | 9.1 | 10 | 90 | 91 | 70-130 | 1.40 | 30 |
| Bentazon | 9.6 | 8.8 | 10 | 96 | 88 | 70-130 | 8.11 | 30 |
| Chloramben | 11 | 11 | 10 | 108 | 106 | 70-130 | 1.68 | 30 |
| 2,4-D (Dichlorophenoxyacetic acid) | 8.7 | 8.5 | 10 | 87 | 85 | 70-130 | 2.79 | 30 |
| 2,4-DB | 10 | 8.5 | 10 | 103 | 85 | 70-130 | 19.6 | 30 |
| Dalapon | 12 | 11 | 10 | 116 | 114 | 70-130 | 2.28 | 30 |
| DCPA (mono & diacid) | 8.1 | 7.9 | 10 | 81 | 79 | 70-130 | 2.07 | 30 |
| Dicamba | 9.5 | 9.2 | 10 | 95 | 92 | 70-130 | 2.84 | 30 |
| 3,5-Dichlorobenzoic Acid | 9.3 | 9.1 | 10 | 93 | 91 | 70-130 | 2.02 | 30 |
| Dichloroprop | 9.1 | 8.9 | 10 | 91 | 89 | 70-130 | 2.63 | 30 |
| Dinoseb (DNBP) | 10 | 10 | 10 | 102 | 100 | 70-130 | 2.24 | 30 |
| MCPA | 89 | 92 | 100 | 89 | 92 | 70-130 | 3.42 | 30 |
| MCPP | 91 | 89 | 100 | 91 | 89 | 70-130 | 2.08 | 30 |
| 4-Nitrophenol | 9.1 | 7.5 | 10 | 91 | 75 | 70-130 | 19.5 | 30 |
| Pentachlorophenol (PCP) | 9.1 | 9.0 | 10 | 91 | 90 | 70-130 | 1.59 | 30 |
| Picloram | 7.9 | 7.9 | 10 | 79 | 79 | 70-130 | 0.219 | 30 |
| 2,4,5-T (Trichlorophenoxy acetic acid) | 8.8 | 8.6 | 10 | 88 | 86 | 70-130 | 2.59 | 30 |
| 2,4,5-TP (Silvex) | 9.0 | 8.9 | 10 | 90 | 89 | 70-130 | 1.51 | 30 |
| **Surrogate Recovery** | | | | | | | | |
| DCAA | 9.6 | 9.9 | 10 | 96 | 99 | 70-130 | 2.63 | 30 |

McCampbell Analytical, Inc.
*"When Quality Counts"*

1534 Willow Pass Road, Pittsburg, CA 94565-1701
Toll Free Telephone: (877) 252-9262 / Fax: (925) 252-9269
http://www.mccampbell.com / E-mail: main@mccampbell.com

# Quality Control Report

| | | | |
|---|---|---|---|
| **Client:** | Enthalpy Analytical | **WorkOrder:** | 2603160 |
| **Date Prepared:** | 03/06/2026 | **BatchID:** | 337077 |
| **Date Analyzed:** | 03/06/2026 | **Extraction Method:** | RSK175 |
| **Instrument:** | GC26 | **Analytical Method:** | RSK175 |
| **Matrix:** | Water | **Unit:** | µg/L |
| **Project:** | EO-554518 | **Sample ID:** | MB/LCS/LCSD-337077 |

## QC Summary Report for RSK175

| Analyte | MB Result | MDL | RL | | | |
|---|---|---|---|---|---|---|
| Carbon Dioxide | ND | 50 | 50 | - | - | - |

| Analyte | LCS Result | LCSD Result | SPK Val | LCS %REC | LCSD %REC | LCS/LCSD Limits | RPD | RPD Limit |
|---|---|---|---|---|---|---|---|---|
| Carbon Dioxide | 160 | 180 | 187.2 | 87 | 96 | 70-130 | 9.67 | 30 |

McCampbell Analytical, Inc.
*"When Quality Counts"*

1534 Willow Pass Road, Pittsburg, CA 94565-1701
Toll Free Telephone: (877) 252-9262 / Fax: (925) 252-9269
http://www.mccampbell.com / E-mail: main@mccampbell.com

# Certified Analyte List

**Client:** Enthalpy Analytical **WorkOrder:** 2603160

**Project:** EO-554518

| Analyte | Cert 1 | Cert 2 | Cert 3 | Cert 4 | Cert 5 | Analytical Method | Matrix |
|---|---|---|---|---|---|---|---|
| 2,4,5-T (Trichlorophenoxy acetic acid) | ◉ | ◉ | ○ | ○ | ○ | E8151A | Water |
| 2,4,5-TP (Silvex) | ◉ | ◉ | ○ | ○ | ○ | E8151A | Water |
| 2,4-D (Dichlorophenoxyacetic acid) | ◉ | ◉ | ○ | ○ | ○ | E8151A | Water |
| 2,4-DB | ◉ | ◉ | ○ | ○ | ○ | E8151A | Water |
| 3,5-Dichlorobenzoic Acid | ○ | ◉ | ○ | ○ | ○ | E8151A | Water |
| 4-Nitrophenol | ◉ | ◉ | ○ | ○ | ○ | E8151A | Water |
| Acifluorfen | ○ | ◉ | ○ | ○ | ○ | E8151A | Water |
| Bentazon | ○ | ◉ | ○ | ○ | ○ | E8151A | Water |
| Chloramben | ○ | ◉ | ○ | ○ | ○ | E8151A | Water |
| Dalapon | ◉ | ◉ | ○ | ○ | ○ | E8151A | Water |
| DCPA (mono & diacid) | ○ | ◉ | ○ | ○ | ○ | E8151A | Water |
| Dicamba | ◉ | ◉ | ○ | ○ | ○ | E8151A | Water |
| Dichloroprop | ◉ | ◉ | ○ | ○ | ○ | E8151A | Water |
| Dinoseb (DNBP) | ◉ | ◉ | ○ | ○ | ○ | E8151A | Water |
| MCPA | ◉ | ◉ | ○ | ○ | ○ | E8151A | Water |
| MCPP | ◉ | ◉ | ○ | ○ | ○ | E8151A | Water |
| Pentachlorophenol (PCP) | ◉ | ◉ | ○ | ○ | ○ | E8151A | Water |
| Picloram | ○ | ◉ | ○ | ○ | ○ | E8151A | Water |

**Certifications**

| | |
|---|---|
| Cert 1 | CA ELAP 1644 |
| Cert 2 | ORELAP (NELAP) 4033 |

The Certified Analyte Report lists the compounds for which MAI is accredited at the time of issuance. Although MAI holds multiple accreditations, methods with extensive compound lists may not be fully accredited due to state agency availability.

McCampbell Analytical, Inc.
1534 Willow Pass Rd
Pittsburg, CA 94565-1701
(925) 252-9262

# CHAIN-OF-CUSTODY RECORD



**WorkOrder: 2603160** **ClientCode: ENO**

☐ WaterTrax ☐ CLIP ☐ EDF ☐ EQuIS ☐ Dry-Weight ☑ Email ☐ HardCopy ☐ ThirdParty ☑ J-flag
☐ Detection Summary ☑ **Excel** [A1_Standard _QC]

Report to:
David Tripp
Enthalpy Analytical
931 West Barkley Avenue
Orange, CA 92868
657-581-4710 FAX:

Email: david.tripp@enthalpy.com
cc/3rd Party:
PO: 079649
Project: EO-554518

Bill to:
Accounts Payable/Enthalpy SoCal
Montrose Environmental Group
PO Box 842165
Boston, MA 02284-2165
003EL_ap@montrose-env.com

**Requested TAT:** **5 days;**

*Date Received:* **03/03/2026**
*Date Logged:* **03/03/2026**

| Lab ID | ClientSampID | Matrix | Collection Date | Hold | Requested Tests (See legend below) | | | | | | | | | | | |
|---|---|---|---|---|---|---|---|---|---|---|---|---|---|---|---|---|
| | | | | | 1 | 2 | 3 | 4 | 5 | 6 | 7 | 8 | 9 | 10 | 11 | 12 |
| 2603160-001 | SOUTH BASIN- EASTERN INLET | Water | 2/28/2026 13:40 | ☐ | A | A | B | | | | | | | | | |

**Test Legend:**

| | | | | | | | |
|---|---|---|---|---|---|---|---|
| 1 | 8151_W | 2 | PRDisposal Fee | 3 | RSK175_CO2_W | 4 | |
| 5 | | 6 | | 7 | | 8 | |
| 9 | | 10 | | 11 | | 12 | |

**Project Manager: Jena Alfaro**

**Prepared by: Lilly Ortiz**

**Comments:**

NOTE: Soil samples are discarded 60 days after receipt unless other arrangements are made (Water samples are 30 days).
Hazardous samples will be returned to client or disposed of at client expense.

McCampbell Analytical, Inc.
*"When Quality Counts"*

1534 Willow Pass Road, Pittsburg, CA 94565-1701
Toll Free Telephone: (877) 252-9262 / Fax: (925) 252-9269
http://www.mccampbell.com / E-mail: main@mccampbell.com

# WORK ORDER SUMMARY

**Client Name:** ENTHALPY ANALYTICAL **Project:** EO-554518 **Work Order:** 2603160
**Client Contact:** David Tripp **QC Level:** LEVEL 2
**Contact's Email:** david.tripp@enthalpy.com **Comments** **Date Logged:** 3/3/2026

☐ WaterTrax ☐ CLIP ☐ EDF ☑ Excel ☐ EQuIS ☑ Email ☐ HardCopy ☐ ThirdParty ☑ J-flag

| LabID | ClientSampID | Matrix | Test Name | Cont./ Comp. | Bottle & Preservative | U** | Head Space | Dry-Weight | Collection Date & Time | TAT | Test Due Date | Sediment Content | Hold | Sub Out |
|---|---|---|---|---|---|---|---|---|---|---|---|---|---|---|
| 001A | SOUTH BASIN-EASTERN INLET | Water | E8151A (Chlorinated Herbicides) | 1 | 1LA Narrow Mouth, Unpres | ☐ | ☐ | ☐ | 2/28/2026 13:40 | 5 days | 3/10/2026 | 1%+ | ☐ | ☐ |
| 001B | SOUTH BASIN-EASTERN INLET | Water | RSK175 (CO2) | 2 | VOA, Unpres | ☐ | ☐ | ☐ | 2/28/2026 13:40 | 5 days | 3/10/2026 | 1%+ | ☐ | ☐ |

**NOTES: * STLC and TCLP extractions require 2 days to complete; therefore, all TATs begin after the extraction is completed (i.e., One-day TAT yields results in 3 days from sample submission).**

**- ISM prep requires 5 to 10 days to complete; therefore, all TATs begin after the extraction is completed (i.e., One-day TAT yields results in 6 to 11 days from sample submission). Due date listed on WO summary will not accurately reflect the time needed for sample preparation.**

**- Organic extracts are held for 40 days before disposal; Inorganic extract are held for 30 days.**

**- MAI assumes that all material present in the provided sampling container is considered part of the sample - MAI does not exclude any material from the sample prior to sample preparation unless requested in writing by the client.**

**U** = An unpreserved container was received for a method that suggests a preservation in order to extend hold time for analysis.**

**Cont./Comp. = Containers /Composites**

ENTHALPY ANALYTICAL

26003160

931 West Barkley Ave
Orange, CA 92868
(714) 771-6900

Subcontract Laboratory:
McCampbell Analytical, Inc.
1534 Willow Pass Rd.
Pittsburg, CA 94565
ATTN: Quote ID: 262776
PO #: PO-096843

Enthalpy Order: EO-554518
PM: David Tripp
Email: david.tripp@enthalpy.com
CC: incomingreports@enthalpy.com
Phone: 657-581-4710

Results Due: Standard TAT (w/ HT RUSH)
Report Level: II
Report To: MDL
EDDs: Standard Excel EDD

COPY

Notes:
CHIQUITA Stormwater - Hold time rush please, if necessary

| Sample ID | Collected | Lab ID | # Cont. | Matrix | Analysis Requested | Comment |
|---|---|---|---|---|---|---|
| SOUTH BASIN - EASTERN INLET | 28-FEB-2026 13:40 | 554518-001 | 1 | Water | EPA 8151A Chlorinated Herbicides | |
| | | | 2 | Water | RSK-175 CO2 | |

| Notes: | Relinquished By: | Received By: |
|---|---|---|
| | [signature] | [signature] |
| | Date: 3-2-26 14:56 | Date: 3/2/26 2325 |
| | | 5.0 on Hold |
| | Date: | Date: |
| | | |
| | Date: | Date: |

McCampbell Analytical, Inc.
*"When Quality Counts"*

1534 Willow Pass Road, Pittsburg, CA 94565-1701
Toll Free Telephone: (877) 252-9262 / Fax: (925) 252-9269
http://www.mccampbell.com / E-mail: main@mccampbell.com

# Sample Receipt Checklist

| | | | |
|---|---|---|---|
| Client Name: | Enthalpy Analytical | Date and Time Received: | 3/3/2026 09:35 |
| Project: | EO-554518 | Date Logged: | 3/3/2026 |
| | | Received by: | Lilly Ortiz |
| WorkOrder №: | 2603160 Matrix: Water | Logged by: | Lilly Ortiz |
| Carrier: | FedEx | | |

## Chain of Custody (COC) Information

| | | | |
|---|---|---|---|
| Chain of custody present? | Yes ☑ | No ☐ | |
| Chain of custody signed when relinquished and received? | Yes ☑ | No ☐ | |
| Chain of custody agrees with sample labels? | Yes ☑ | No ☐ | |
| Sample IDs noted by Client on COC? | Yes ☑ | No ☐ | |
| Date and Time of collection noted by Client on COC? | Yes ☑ | No ☐ | |
| Sampler's name noted on COC? | Yes ☐ | No ☑ | |
| COC agrees with Quote? | Yes ☐ | No ☐ | NA ☑ |
| COC quote NOT expired? | Yes ☐ | No ☐ | NA ☑ |

## Sample Receipt Information

| | | | |
|---|---|---|---|
| Custody seals intact on shipping container/cooler? | Yes ☐ | No ☐ | NA ☑ |
| Custody seals intact on sample bottles? | Yes ☐ | No ☐ | NA ☑ |
| Shipping container/cooler in good condition? | Yes ☑ | No ☐ | |
| Samples in proper containers/bottles? | Yes ☑ | No ☐ | |
| Sample containers intact? | Yes ☑ | No ☐ | |
| Sufficient sample volume for indicated test? | Yes ☑ | No ☐ | |

## Sample Preservation and Hold Time (HT) Information

| | | | |
|---|---|---|---|
| All samples received within holding time? | Yes ☑ | No ☐ | NA ☐ |
| Samples Received on Ice? | Yes ☑ | No ☐ | |
| (Ice Type: WET ICE ) | | | |
| Sample/Temp Blank temperature | Temp: 5°C | | NA ☐ |
| ZHS conditional analyses: VOA meets zero headspace requirement (VOCs, TPHg/BTEX, RSK)? | Yes ☑ | No ☐ | NA ☐ |
| Sample labels checked for correct preservation? | Yes ☑ | No ☐ | |
| pH acceptable upon receipt (Metal: <2)? | Yes ☐ | No ☐ | NA ☑ |

UCMR Samples:

| | | | |
|---|---|---|---|
| pH tested and acceptable upon receipt (200.7: ≤2; 533: 6 - 8; 537.1: 6 - 8)? | Yes ☐ | No ☐ | NA ☑ |
| Free Chlorine tested and acceptable upon receipt (<0.1mg/L) [not applicable to 200.7]? | Yes ☐ | No ☐ | NA ☑ |

Comments:

**Laboratory Job Number 554518**

**Subcontracted Products**

**Enthalpy - El Dorado Hills**

March 24, 2026

**Enthalpy Analytical - El Dorado Hills**
**Work Order No. 2603014**

Mr. David Tripp
Enthalpy Analytical
931 W. Barkley Avenue
Orange, CA 92868

Dear Mr. Tripp,

Enclosed are the results for the sample set received at Enthalpy Analytical - EDH on March 03, 2026 under your Project Name 'EO-554518'.

Enthalpy Analytical - EDH is committed to serving you effectively. If you require additional information, please contact me at 916-673-1520 or by email at mark.rein@enthalpy.com.

Thank you for choosing Enthalpy Analytical - EDH as part of your analytical support team.

Sincerely,



Mark Rein
Project Manager

*Enthalpy Analytical -EDH certifies that the report herein meets all the requirements set forth by NELAP for those applicable test methods. Results relate only to the samples as received by the laboratory. This report should not be reproduced except in full without the written approval of Enthalpy Analytical -EDH .*

**Enthalpy Analytical - EDH Work Order No. 2602174**
**Case Narrative**

**Sample Condition on Receipt:**

One water sample was received and stored securely in accordance with Enthalpy Analytical - EDH standard operating procedures and EPA methodology. The sample was received in good condition and within the method temperature requirements.

**Analytical Notes:**

**EPA Method 8290A**

The sample was extracted and analyzed for 2,3,7,8-TCDD by EPA Method 8290A using a ZB-DIOXIN GC column.

Holding Times

The method holding time criteria was met for the sample.

Quality Control

The Initial Calibration and Continuing Calibration Verifications met the method acceptance criteria.

A Method Blank and Ongoing Precision and Recovery (OPR) sample were extracted and analyzed with the preparation batch. No analytes were detected above the sample quantitation limits in the Method Blank. The OPR recoveries were within the method acceptance criteria.

Labeled standard recoveries for all QC and field samples were within method acceptance criteria.

TABLE OF CONTENTS


Case Narrative..... 1

Table of Contents..... 3

Sample Inventory..... 4

Analytical Results..... 5

Qualifiers..... 9

Certifications..... 10

Sample Receipt..... 11

# Sample Inventory Report

| Sample ID | Client Sample ID | Sampled | Received | Components/Containers |
|---|---|---|---|---|
| 2603014-01 | SOUTH BASIN - EASTERN INLET | 28-Feb-26 13:40 | 03-Mar-26 09:38 | Amber Glass NM Bottle, 1L |

**ANALYTICAL RESULTS**

## Sample ID: Method Blank

**EPA Method 8290A**

**Client Data**

Name: Enthalpy Analytical
Project: EO-554518
Matrix: Aqueous

**Laboratory Data**

Lab Sample: B26C204-BLK1
QC Batch: B26C204
Sample Size: 1.00 L
Date Extracted: 18-Mar-26
Column: ZB-DIOXIN

| Analyte | Conc. (pg/L) | MDL | RL | Qualifiers | Analyzed | Dilution |
|---|---|---|---|---|---|---|
| 2,3,7,8-TCDD | ND | 1.78 | 5.00 | | 20-Mar-26 14:06 | 1 |

| Labeled Standards | Type | % Recovery | Limits | Qualifiers | Analyzed | Dilution |
|---|---|---|---|---|---|---|
| 13C-2,3,7,8-TCDD | IS | 87.3 | 40 - 135 | | 20-Mar-26 14:06 | 1 |
| 37Cl-2,3,7,8-TCDD | CRS | 96.5 | 40 - 135 | | 20-Mar-26 14:06 | 1 |

MDL - Method Detection Limit
RL - Reporting limit

Results reported to MDL.

**Sample ID: OPR** **EPA Method 8290A**

**Client Data**

Name: Enthalpy Analytical
Project: EO-554518
Matrix: Aqueous

**Laboratory Data**

Lab Sample: B26C204-BS1
QC Batch: B26C204 Date Extracted: 18-Mar-26 04:26
Sample Size: 1.00 L Column: ZB-DIOXIN

| Analyte | Amt Found (pg/L) | Spike Amt | % Recovery | Limits | Qualifiers | Analyzed | Dilution |
|---|---|---|---|---|---|---|---|
| 2,3,7,8-TCDD | 179 | 200 | 89.7 | 70-130 | | 20-Mar-26 12:31 | 1 |
| **Labeled Standards** | **Type** | | **% Recovery** | **Limits** | **Qualifiers** | **Analyzed** | **Dilution** |
| 13C-2,3,7,8-TCDD | IS | | 87.1 | 40-135 | | 20-Mar-26 12:31 | 1 |
| 37Cl-2,3,7,8-TCDD | CRS | | 95.3 | 40-135 | | 20-Mar-26 12:31 | 1 |

## Sample ID: SOUTH BASIN - EASTERN INLET

**EPA Method 8290A**

**Client Data**

| | |
|---|---|
| Name: | Enthalpy Analytical |
| Project: | EO-554518 |
| Matrix: | Water |
| Date Collected: | 28-Feb-26 13:40 |

**Laboratory Data**

| | | | |
|---|---|---|---|
| Lab Sample: | 2603014-01 | Date Received: | 03-Mar-26 09:38 |
| QC Batch: | B26C204 | Date Extracted: | 18-Mar-26 |
| Sample Size: | 0.501 L | Column: | ZB-DIOXIN |

| Analyte | Conc. (pg/L) | MDL | RL | Qualifiers | Analyzed | Dilution |
|---|---|---|---|---|---|---|
| 2,3,7,8-TCDD | ND | 3.56 | 9.99 | | 21-Mar-26 19:41 | 1 |

| Labeled Standards | Type | % Recovery | Limits | Qualifiers | Analyzed | Dilution |
|---|---|---|---|---|---|---|
| 13C-2,3,7,8-TCDD | IS | 98.2 | 40 - 135 | | 21-Mar-26 19:41 | 1 |
| 37Cl-2,3,7,8-TCDD | CRS | 103 | 40 - 135 | | 21-Mar-26 19:41 | 1 |

MDL - Method Detection Limit
RL - Reporting limit

Results reported to MDL.

# DATA QUALIFIERS & ABBREVIATIONS

| | |
|---|---|
| B | Compound was also detected in the method blank |
| Conc. | Concentration |
| CRS | Cleanup Recovery Standard |
| D | Dilution |
| DL | Detection Limit |
| E | Concentration exceeded the calibration range |
| EDL | Estimated Detection Limit |
| EMPC | Estimated Maximum Possible Concentration |
| H | Recovery and/or RPD was outside laboratory acceptance limits |
| I | Chemical Interference |
| IS | Internal Standard |
| J | Estimated Concentration below the Reporting Limit/LOQ |
| LOD | Limit of Detection |
| LOQ | Limit of Quantitation |
| MDL | Method Detection Limit |
| NA | Not Applicable |
| ND | Not Detected |
| OPR | Ongoing Precision and Recovery sample |
| P | Concentration may include contribution from chlorinated diphenyl ether(s). |
| Q | Ion transition ratio is outside of the acceptance criteria. |
| RL | Reporting Limit (MRL) |
| TEQ | Toxic Equivalency, sum of the toxic equivalency factors (TEF) multiplied by the sample concentrations. |
| TEQMax | TEQ calculated using the detection limit as the concentration for non-detects |
| TEQMin | TEQ calculated using zero as the concentration for non-detects |
| TEQRisk | TEQ calculated using ½ the detection limit as the concentration for non-detects |
| U | Not Detected (specific projects only) |
| * | See Cover Letter |

Unless otherwise noted, solid sample results are reported in dry weight. Tissue samples are reported in wet weight.

**Enthalpy Analytical - EDH Certifications**

| Accrediting Authority | Certificate Number |
|---|---|
| Alaska Department of Environmental Conservation | 17-013 |
| California Department of Health – ELAP | 2892 |
| DoD ELAP - A2LA Accredited - ISO/IEC 17025 | 3091.01 |
| Florida Department of Health | E87777 |
| Louisiana Department of Environmental Quality | 01977 |
| Maine Department of Health | 2020018 |
| Michigan Department of Environmental Quality | 9932 |
| Minnesota Department of Health | 2211390 |
| Nevada Division of Environmental Protection | CA00413 |
| New Hampshire Environmental Accreditation Program | 207721 |
| New Jersey Department of Environmental Protection | CA003 |
| New York Department of Health | 11411 |
| Ohio Environmental Protection Agency | 87778 |
| Oregon Laboratory Accreditation Program | 4042-021 |
| Texas Commission on Environmental Quality | T104704189-22-13 |
| Vermont Department of Health | VT-4042 |
| Virginia Department of General Services | 11276 |
| Washington Department of Ecology | C584 |
| Wisconsin Department of Natural Resources | 998036160 |

*Current certificates and lists of licensed parameters can be found at Enthalpy.com/Resources/Accreditations.*

—rec'd via email on 03/02/26 1632— wus 03/03/26

2603014 0.67

ENTHALPY

931 West Barkley Ave
Orange, CA 92868
(714) 771-6900

Subcontract Laboratory:
Enthalpy - El Dorado Hills
1104 Windfield Way
El Dorado Hills, CA 95762
ATTN: Mark Rein
PO #: Required, to be sent via email

Enthalpy Order: EO-554518
PM: David Tripp
Email: david.tripp@enthalpy.com
CC: incomingreports@enthalpy.com
Phone: 657-581-4710

Results Due: Standard TAT (15wd TAT)
Report Level: II
Report To: MDL
EDDs: BLDR:Enthalpy (the normal EDD you send to Orange)

Notes:

CHIQUITA Stormwater - 15wd TAT or less if at all possible. No decanting.

| Sample ID | Collected | Lab ID | # Cont. | Matrix | Analysis Requested | Comment |
|---|---|---|---|---|---|---|
| SOUTH BASIN - EASTERN INLET | 28-FEB-2026 13:40 | 554518-001 | 1 | Water | EPA 8290 - 2,3,7,8-TCDD Only | |

| Notes: | Relinquished By: | Received By: |
|---|---|---|
| | [signature] | — rec'd via email — |
| | Date: 3-2-26 14:56 | Date: — ⓐ |
| | | |
| | Date: | Date: |
| | | |
| | Date: | Date: |

ⓐ samples rec'd on 03/03/26 0938 by XaO. Incorrect COC sent in shipment wus 03/03/26

# CoC/Label Reconciliation Report WO# 2603014

| LabNumber | CoC Sample ID | SampleAlias | Sample Date/Time | Container | BaseMatrix | Sample Comments |
|---|---|---|---|---|---|---|
| 2603014-01 | A SOUTH BASIN - EASTERN INLET ☑ (A) | 554518-001 | 28-Feb-26 13:40 ☑ | Amber Glass NM Bottle, 1L | Aqueous | |

Checkmarks indicate that information on the COC reconciled with the sample label.
Any discrepancies are noted in the following columns.

| CONDITION | Yes | No | NA |
|---|---|---|---|
| Sample Container Intact? | ✓ | | |
| Sample Container(s) Custody Seals Intact? | | | ✓ |
| Custody Seals On Cooler Intact? | | | ✓ |
| Adequate Sample Volume? | ✓ | | |
| Container Type Appropriate for Analysis(es)? | ✓ | | |

Comments: (A) No backup volume

Preservation Documented: Na2S2O3 Trizma NH4CH3CO2 (None All) Other

Verifed by/Date: KAM 03/03/26
WWS 03/03/26

Onterris
931 West Barkley Ave
Orange, CA 92868
(714) 771-6900

onterris.com

Lab Job Number : 556600
Report Level : II
Report Date : 04/24/2026

**Analytical Report** *prepared for:*

Matt Breuer
Waste Connections
Chiquita Canyon Landfill
29201 Henry Mayo Drive
Castaic, CA 91384

Project: CCLF STORMWATER - Chiquita Canyon Stormwater

*Authorized for release by:*

David Tripp, Senior Project Manager
657-581-4710
david.tripp@onterris.com

This data package has been reviewed for technical correctness and completeness. Release of this data has been authorized by the Laboratory Manager or the Manager's designee, as verified by the above signature which applies to this PDF file as well as any associated electronic data deliverable files. The results contained in this report meet all requirements of NELAP and pertain only to those samples which were submitted for analysis. This report may be reproduced only in its entirety.

CA ELAP# 1338, CA ELAP #1338-S1, NELAP# 4038, SCAQMD LAP# 18LA0518, LACSD ID# 10105, ORELAP# 4197

Onterris ENTHALPY ANALYTICAL

# Sample Summary

| | | |
|---|---|---|
| Matt Breuer<br>Waste Connections<br>Chiquita Canyon Landfill<br>29201 Henry Mayo Drive<br>Castaic, CA 91384 | Lab Job #:<br>Project No:<br>Location:<br>Date Received: | 556600<br>CCLF STORMWATER<br>Chiquita Canyon Stormwater<br>04/01/26 |

| Sample ID | Lab ID | Collected | Matrix |
|---|---|---|---|
| SOUTH BASIN - WESTERN INLET | 556600-001 | 04/01/26 00:10 | Water |
| SOUTH BASIN - EASTERN INLET | 556600-002 | 04/01/26 00:20 | Water |

# Case Narrative

| | |
|---|---|
| Waste Connections<br>Chiquita Canyon Landfill<br>29201 Henry Mayo Drive<br>Castaic, CA 91384<br>Matt Breuer | Lab Job Number: 556600<br>Project No: CCLF STORMWATER<br>Location: Chiquita Canyon Stormwater<br>Date Received: 04/01/26 |

- This data package contains sample and QC results for two water samples, requested for the above referenced project on 04/01/26. The samples were received in good condition. Samples were collected just after midnight (0010 and 0020hrs) per the COC and CTEH's texts and follow-up email. See the email appended to the COC. 040126dst
- DILUTIONS: Dilutions in this report were performed solely for the purpose of reporting target analytes within method calibration ranges - except where otherwise noted below or in Sub-Lab Case Narrative(s).
- EPA 1664A, EPA 200.7, EPA 200.8, EPA 245.1, EPA 300.0, EPA 350.1, EPA 420.1, EPA 625.1, EPA 8081A, EPA 8082, EPA 8270C-SIM, EPA 8270E, SM 4500-CN-E, SM 4500-S2-D, SM 5310B, SM 9221B, SM 9221F, SM2130B, SM2320B, SM2510B, SM2540C, SM2540D, SM5210B, and SM5220D analyses were performed at 931 West Barkley Ave, Orange, CA, 92868.
- EPA 8260B analysis was performed at 2532 E Cerritos Ave., Anaheim, CA, 92806.

**Volatile Organics by GC/MS (EPA 8260B):**

- SOUTH BASIN - WESTERN INLET (lab # 556600-001) and SOUTH BASIN - EASTERN INLET (lab # 556600-002) had pH greater than 2.
- No other analytical problems were encountered.

**Semivolatile Organics by GC/MS (EPA 8270E):**

- High response was observed for pentachlorophenol in the CCV analyzed 04/03/26 08:37; affected data was qualified with "b".
- Low surrogate recovery was observed for phenol-d6 in the method blank for batch 399523.
- No other analytical problems were encountered.

**Semivolatile Organics by GC/MS (EPA 625.1):**

- Low recovery was observed for a-terpineol in the BS for batch 399523; the low recovery was not associated with any reported results. High RPD was also observed for a-terpineol in the BS/BSD for batch 399523; the high RPD was not associated with any reported results.
- Low recovery was observed for a-terpineol in the BS for batch 399683; the associated RPD was within limits.
- Low surrogate recoveries were observed for 2-fluorophenol in a number of samples.
- Low surrogate recoveries were observed for phenol-d6 in a number of samples.
- Low surrogate recoveries were observed for terphenyl-d14 in SOUTH BASIN - WESTERN INLET (lab # 556600-001), SOUTH BASIN - EASTERN INLET (lab # 556600-002), and the BS/BSD for batch 399523.
- Low surrogate recoveries were observed for 2,4,6-tribromophenol in SOUTH BASIN - WESTERN INLET (lab # 556600-001) and SOUTH BASIN - EASTERN INLET (lab # 556600-002).
- Low surrogate recoveries were observed for nitrobenzene-d5 in SOUTH BASIN - WESTERN INLET (lab # 556600-001) and SOUTH BASIN - EASTERN INLET (lab # 556600-002).
- Low surrogate recoveries were observed for 2-fluorobiphenyl in SOUTH BASIN - WESTERN INLET (lab # 556600-001) and SOUTH BASIN - EASTERN INLET (lab # 556600-002).
- No other analytical problems were encountered.

**Semivolatile Organics by GC/MS SIM (EPA 8270C-SIM):**

No analytical problems were encountered.

**Pesticides (EPA 8081A):**
No analytical problems were encountered.

**Total Organic Carbon by IR (SM 5310B):**
No analytical problems were encountered.

**PCBs (EPA 8082):**
No analytical problems were encountered.

**Metals (EPA 200.7, EPA 200.8, and EPA 245.1):**
No analytical problems were encountered.

**Ion Chromatography (EPA 300.0):**

- Responses exceeding the instrument's linear range were observed for sulfate in the MS/MSD for batch 399548; affected data was qualified with "E".
- No other analytical problems were encountered.

**Conductivity (SM2510B):**
No analytical problems were encountered.

**Total Oil & Grease (HEM) (EPA 1664A):**

- Matrix spikes were not performed for this analysis due to insufficient sample volume.
- No analytical problems were encountered.

**Total Phenolics (EPA 420.1):**
No analytical problems were encountered.

**Alkalinity (SM2320B):**
No analytical problems were encountered.

**Sulfide (SM 4500-S2-D):**
No analytical problems were encountered.

**Total Dissolved Solids (TDS) (SM2540C):**

- High RPD was observed for total dissolved solids in the SDUP of SOUTH BASIN - EASTERN INLET (lab # 556600-002).
- No other analytical problems were encountered.

**Total Suspended Solids (TSS) (SM2540D):**
No analytical problems were encountered.

**Chemical Oxygen Demand (SM5220D):**
No analytical problems were encountered.

**Biochemical Oxygen Demand (SM5210B):**
No analytical problems were encountered.

**Turbidity (SM2130B):**
No analytical problems were encountered.

**Cyanide - Semi-Automated Method (SM 4500-CN-E and SM 4500-CN-E):**
No analytical problems were encountered.

**Coliform - 9221 Tests (SM 9221B and SM 9221F):**
No analytical problems were encountered.

**Ammonia and TKN- Semi-Automated Method (SM 4500-NH3-G):**
No analytical problems were encountered.

**Organophosphorus Pesticides (EPA 8141A):**
Pace Laboratories in Bakersfield, CA performed the analysis (see sublab report section for certifications). Please see the Pace Laboratories case narrative.

**8151A Chlorinated Herbicides (EPA 8151A):**
McCampbell Analytical, Inc. in Pittsburg, CA performed the analysis (NELAP certified). Please see the McCampbell Analytical, Inc. case narrative.

**RSK-175 CO2 (RSK-175):**
McCampbell Analytical, Inc. in Pittsburg, CA performed the analysis (see sublab report section for certifications). Please see the McCampbell Analytical, Inc. case narrative.

**Dioxins & Furans (EPA 8290):**
Onterris-EDH in El Dorado Hills, CA performed the analysis (see sublab report section for certifications). Please see the Onterris-EDH case narrative.

# ENTHALPY ANALYTICAL

## Chain of Custody Record

Lab No: 556600

Page: 1 of 3

**Turn Around Time (rush by advanced notice only)**

| Standard: | | 5 Day: | | 3 Day: | |
|---|---|---|---|---|---|
| 2 Day: | | 1 Day: | X | Custom TAT: | |


**Enthalpy Analytical - Orange**

931 W. Barkley Avenue, Orange, CA 92868

Phone 714-771-6900


**Matrix:** A = Air S = Soil/Solid W = Water DW = Drinking Wate SD = Sediment PP = Pure Product SEA = Sea Water SW = Swab T = Tissue WP = Wipe O = Other

**Preservatives:** 1 = $Na_2S_2O_3$ 2 = HCl 3 = $HNO_3$ 4 = $H_2SO_4$ 5 = NaOH 6 = Other

**Sample Receipt Temp:** (lab use only)

| CUSTOMER INFORMATION | | PROJECT INFORMATION | |
|---|---|---|---|
| Company: | Chiquita Canyon, LLC | Name: | Stormwater Outlet |
| Report To: | Matt Breuer | Number: | |
| Email: | matthew.breuer@wasteconnection | P.O. #: | |
| Address: | 29201 Henry Mayo Drive | Address: | 29201 Henry Mayo Drive |
| | Castaic, CA 91384 | | Castaic, CA 91384 |
| Phone: | 682-559-3880 | Global ID: | |
| Fax: | | Sampled By: | CH, GA, ST |

| | Sample ID | Sampling Date | Sampling Time | Matrix | Container No. / Size | Pres. | 200.7/200.8 Metals (see comments) | 245.1 Mercury | 4500-CN-E Cyanide | 8081 Pesticides / 8082 PCBs | 8141 Organophosphorous Pesticides | 8151 Herbicides | 8260 VOCs | 8260 Acrolein/Acrylonitrile | 8270C | 8290 2,3,7,8-TCDD | Test Instructions / Comments |
|---|---|---|---|---|---|---|---|---|---|---|---|---|---|---|---|---|---|
| 1 | South Basin - Western Inlet | 04/01/26 | 0010 | W | 31 | 1,2,4,6 | X | X | X | X | X | X | X | X | X | X | Temp: 17.2°C, pH 9.03 |
| 2 | South Basin - Eastern Inlet | 04/01/26 | 0020 | W | 31 | 1,2,4,6 | X | X | X | X | X | X | X | X | X | X | Temp: 16.6°C, pH 8.92 |
| 3 | | | | | | | | | | | | | | | | | |
| 4 | | | | | | | | | | | | | | | | | |
| 5 | | | | | | | | | | | | | | | | | |
| 6 | | | | | | | | | | | | | | | | | |
| 7 | | | | | | | | | | | | | | | | | |
| 8 | | | | | | | | | | | | | | | | | |
| 9 | | | | | | | | | | | | | | | | | |
| 10 | | | | | | | | | | | | | | | | | |

**Analysis Request**

**Test Instructions / Comments**

**200.8 - Ag, As, B, Ba, Be, Cd, Co, Cr, Cu, Ni, Mn, Pb, Sb, Se, Sn, Tl, V, Zn**
**200.7 - Fe, Ca, K, Mg, Na**

**Additional email recipients:**
**matt.breuer@wasteconnections.com**
**stormwater@wasteconnections.com**
**tmb@swteng.com**
**aav@swteng.com**

**Direct invoices to:**
**Maribel Bolanos**
**(661) 257-3665**

Login 556600

| | Signature | Print Name | Company / Title | Date / Time |
|---|---|---|---|---|
| [1] Relinquished By: | Karen Henley | KAREN HENLEY | CTEH | 4/1/26 / 0415 |
| [1] Received By: | | FedEx | CH | 4/1/26 0700 |
| [2] Relinquished By: | | | | |
| [2] Received By: | | | | |
| [3] Relinquished By: | | | | |
| [3] Received By: | | | | |

# ENTHALPY ANALYTICAL

## Chain of Custody Record

Lab No: 526080

Page: 2 of 3

**Turn Around Time (rush by advanced notice only)**

| Standard: | | 5 Day: | | 3 Day: | |
|---|---|---|---|---|---|
| 2 Day: | | 1 Day: | X | Custom TAT: | |


**Enthalpy Analytical - Orange**

931 W. Barkley Avenue, Orange, CA 92868

Phone 714-771-6900


Matrix: A = Air S = Soil/Solid W = Water DW = Drinking Wate SD = Sediment PP = Pure Product SEA = Sea Water SW = Swab T = Tissue WP = Wipe O = Other

Preservatives: 1 = $Na_2S_2O_3$ 2 = HCl 3 = $HNO_3$ 4 = $H_2SO_4$ 5 = NaOH 6 = Other

Sample Receipt Temp: (lab use only)

| CUSTOMER INFORMATION | | PROJECT INFORMATION | |
|---|---|---|---|
| Company: | Chiquita Canyon, LLC | Name: | Stormwater Outlet |
| Report To: | Matt Breuer | Number: | |
| Email: | matthew.breuer@wasteconnection | P.O. #: | |
| Address: | 29201 Henry Mayo Drive | Address: | 29201 Henry Mayo Drive |
| | Castaic, CA 91384 | | Castaic, CA 91384 |
| Phone: | 682-559-3880 | Global ID: | |
| Fax: | | Sampled By: | CH, GA, ST |

| | Sample ID | Sampling Date | Sampling Time | Matrix | Container No. / Size | Pres. | SM4500-S2-D Total Sulfide | 420.1 Total Phenolics | 1664A Oil and Grease | 9221B Tota Coliform | 9221F E. Coli | 300.0 Cl, Br, Fl, NO3, NO2, SO4 | 2540D TSS | 5310B TOC | 8270 SIM 1,4-Dioxane | SM2320B Alkalinity | Test Instructions / Comments |
|---|---|---|---|---|---|---|---|---|---|---|---|---|---|---|---|---|---|
| 1 | South Basin - Western Inlet | 04/01/26 | 0010 | W | 31 | 1,2,4,6 | X | X | X | X | X | X | X | X | X | X | Temp: 17.2°C, pH 9.03 |
| 2 | South Basin - Eastern Inlet | 04/01/26 | 0020 | W | 31 | 1,2,4,6 | X | X | X | X | X | X | X | X | X | X | Temp: 16.6°C, pH 8.92 |
| 3 | | | | | | | | | | | | | | | | | |
| 4 | | | | | | | | | | | | | | | | | |
| 5 | | | | | | | | | | | | | | | | | |
| 6 | | | | | | | | | | | | | | | | | |
| 7 | | | | | | | | | | | | | | | | | |
| 8 | | | | | | | | | | | | | | | | | |
| 9 | | | | | | | | | | | | | | | | | |
| 10 | | | | | | | | | | | | | | | | | |

**Additional email recipients:**
**matt.breuer@wasteconnections.com**
**stormwater@wasteconnections.com**
**tmb@swteng.com**
**aav@swteng.com**

**Direct invoices to:**
**Maribel Bolanos**
**(661) 257-3665**

| | Signature | Print Name | Company / Title | Date / Time |
|---|---|---|---|---|
| 1 Relinquished By: | Karen Hensley | KAREN HENSLEY | CTEH | 4/1/26 / 0415 |
| 1 Received By: | | FedEx | EA | 4/1/26 0700 |
| 2 Relinquished By: | | | | |
| 2 Received By: | | | | |
| 3 Relinquished By: | | | | |
| 3 Received By: | | | | |

# ENTHALPY ANALYTICAL

## Chain of Custody Record

Lab No: 556 C00

Page: 3 of 3

**Turn Around Time (rush by advanced notice only)**

| Standard: | | 5 Day: | | 3 Day: | |
|---|---|---|---|---|---|
| 2 Day: | | 1 Day: | X | Custom TAT: | |


**Enthalpy Analytical - Orange**

931 W. Barkley Avenue, Orange, CA 92868

Phone 714-771-6900


Matrix: A = Air S = Soil/Solid
W = Water DW = Drinking Wate SD = Sediment
PP = Pure Product SEA = Sea Water
SW = Swab T = Tissue WP = Wipe O = Other

Preservatives:
1 = $Na_2S_2O_3$ 2 = HCl 3 = $HNO_3$
4 = $H_2SO_4$ 5 = NaOH 6 = Other

Sample Receipt Temp: (lab use only)

| CUSTOMER INFORMATION | | PROJECT INFORMATION | |
|---|---|---|---|
| Company: | Chiquita Canyon, LLC | Name: | Stormwater Outlet |
| Report To: | Matt Breuer | Number: | |
| Email: | matthew.breuer@wasteconnection | P.O. #: | |
| Address: | 29201 Henry Mayo Drive | Address: | 29201 Henry Mayo Drive |
| | Castaic, CA 91384 | | Castaic, CA 91384 |
| Phone: | 682-559-3880 | Global ID: | |
| Fax: | | Sampled By: | CH, GA, ST |

| | Sample ID | Sampling Date | Sampling Time | Matrix | Container No. / Size | Pres. | SM5220D Chemical Oxygen Demand | SM2510B Specific Conductance | RSK-175 Carbon Dioxide | 2540E TDS | SM2130B Turbidity | 350.1 Ammonia | 625.1 - See Comments | 625.1 Alpha-Terpineol | SM5210B BOD | | Test Instructions / Comments |
|---|---|---|---|---|---|---|---|---|---|---|---|---|---|---|---|---|---|
| 1 | South Basin - Western Inlet | 04/01/26 | 0010 | W | 31 | 1,2,4,6 | X | X | X | X | X | X | X | X | X | X | Temp: 17.2°C, pH 9.03 |
| 2 | South Basin - Eastern Inlet | 04/01/26 | 0020 | W | 31 | 1,2,4,6 | X | X | X | X | X | X | X | X | X | X | Temp: 16.6°C, pH 8.92 |
| 3 | | | | | | | | | | | | | | | | | |
| 4 | | | | | | | | | | | | | | | | | |
| 5 | | | | | | | | | | | | | | | | | |
| 6 | | | | | | | | | | | | | | | | | |
| 7 | | | | | | | | | | | | | | | | | |
| 8 | | | | | | | | | | | | | | | | | |
| 9 | | | | | | | | | | | | | | | | | |
| 10 | | | | | | | | | | | | | | | | | |

**Analysis Request**

**Test Instructions / Comments**

625.1 - Benzoic Acid, Pyridine, Phenol, 2-methylphenol, 3,4-methylphenol, Cresol, Naphthalene, alpha-terpineol

Additional email recipients:
matt.breuer@wasteconnections.com
stormwater@wasteconnections.com
tmb@swteng.com
aav@swteng.com

Direct invoices to:
Maribel Bolanos
(661) 257-3665

| | Signature | Print Name | Company / Title | Date / Time |
|---|---|---|---|---|
| [1] Relinquished By: | Karen Hensley | KAREN HENSLEY | CTEH | 4/1/24 / 0415 |
| [1] Received By: | | | | |
| [2] Relinquished By: | | | | |
| [2] Received By: | | | | |
| [3] Relinquished By: | | | | |
| [3] Received By: | | | | |

# SAMPLE RECEIPT CHECKLIST

**Section 1: General Info**

Date Received: 04/01/26 WO# 556600 Client: Waste Connections

**Section 2: Shipping / Custody** **Are custody seals present?** ☐ Yes ☒ No

Custody seals intact on arrival? ■ N/A ☐ Yes ☐ No ☐ On cooler / box ☐ On samples

☐ Courier ■ Walk-In ☐ Field Sampling ☐ Shipping Info: _____

**Section 3a: Condition / Packaging** ☐ **Outside 0.0 - 6.0°C (0.0 - 10.0°C for microbiology) (PM notified)**

Date Opened 04/01/26 By (initials) FPD Type of ice used: ■ Wet ☐ Blue/Gel ☐ None

■ Samples received on ice directly from the field; cooling process had begun. (if checked, skip temperatures)

☐ Sample matrix doesn't require cooling (e.g. air, bulk PCB). (if checked, skip temperatures)

If no cooler: Observed/Adjusted Temp (°C): _____ / _____ Thermometer/IR Gun: IR10 CF: +0.2

Cooler Temp (°C) #1: 5.5 / 5.7 #2: 9.0 / 9.2 #3: 4.6 / 4.8 #4: 10.3 / 10.5 #5: ____ / ____ #6: ____ / ____

**Section 3b: Microbiology Samples** ☐ **No microbiology samples submitted (skip 3b)**

■ Within temp range 0.0 - 10.0°C or received on ice directly from field.

■ Adequate headspace for microbiology analysis.

**Section 3c: Air Samples** ■ **No air samples submitted (skip 3c)**

☐ 1.4L Canisters ☐ 6L Canisters ☐ Tedlar Bags ☐ MCE Cassettes ☐ Sorbent Tubes ☐ Other _____

| **Section 4: Containers / Labels / Samples** | YES | NO | N/A |
|---|---|---|---|
| 1) Were custody papers present, filled properly, and legible? | x | | |
| 2) Is the sampler's name present on the CoC? | x | | |
| 3) Were containers received in good condition (unbroken / unopened / uncompromised)? | x | | |
| 4) Were the samples bagged? (required for microbiology samples; recommended for soil samples) | x | | |
| 5) Were all of, and only, the correct samples received? | x | | |
| 6) Are sample labels present, legible, and in agreement with the CoC? | | x | |
| 7) Does the container count match the CoC? | x | | |
| 8) Was sufficient sample volume / mass received for the analyses requested? | x | | |
| 9) Were samples received in proper containers for the analyses requested? | x | | |
| 10) Were samples received with > 1/2 holding time remaining? 4/1/26 FPD | ~~x~~ | x | |
| 11) Are samples properly preserved as indicated by CoC / labels? | x | | |
| 12) Unpreserved VOAs received - If necessary, was the hold time changed in LIMS? | | | x |
| 13) Are VOA vials free from headspace/bubbles > 6mm? | | x | |

**Section 5: Explanations / Comments**

(If no comments are made, then no discrepancies noted.)

4.6 - SAMPLING TIME DISCREPANCY ON SAMPLE -002 : 0020 PER COC, 1220 PER SAMPLE LABEL

4.13 - HEADSPACE > 6MM :
SAMPLE - 001 - 1 OF 3 UNPRESERVED VIALS
SAMPLE-002 - 3 OF 3 PRESERVED VIALS, 1 OF 4 UNPRESERVED VIALS.

4.10 - SAMPLES RECEIVED < 1/2 HOLDING TIME REMAINING FOR MICROBIOLOGICAL ANALYSES.

☐ **No additional discrepancies**

**Date Logged** 04/01/26 **By (print)** FPD **(sign)** _____

**Date Labeled** 04/01/26 **By (print)** FPD **(sign)** _____

Outlook

**Re: [External] - [Chiquita Canyon] Stormwater Samples 4/1**

**From** Matt Tuggle <mtuggle@cteh.com>
**Date** Wed 4/1/2026 3:35 PM
**To** David Tripp <david.tripp@enthalpy.com>

EXTERNAL EMAIL - This email was sent by a person from outside your organization. Exercise caution when clicking links, opening attachments or taking further action, before validating its authenticity.

Forgot to mention earlier that the labels for the eastern inlet say 1220 when they should say 0020. The COC is correct.

Matt Tuggle
CTEH, LLC
Mobile: 979-229-5300
mtuggle@cteh.com | www.cteh.com

---

**From:** David Tripp <david.tripp@enthalpy.com>
**Sent:** Wednesday, April 1, 2026 9:47:22 AM
**To:** Matt Tuggle <mtuggle@cteh.com>
**Cc:** Kyle Lapic <kylapic@montrose-env.com>; Sohini Bagchi <sbagchi@montrose-env.com>
**Subject:** Re: [External] - [Chiquita Canyon] Stormwater Samples 4/1

EXTERNAL EMAIL - This email was sent by a person from outside your organization. Exercise caution when clicking links, opening attachments or taking further action, before validating its authenticity.

Hi All - samples received and analyses are being started as staff arrive for work this morning.

Thanks!

Sent from my Verizon, Samsung Galaxy smartphone
Get Outlook for Android

---

**From:** David Tripp <david.tripp@enthalpy.com>
**Sent:** Wednesday, April 1, 2026 6:34:22 AM
**To:** mtuggle@cteh.com <mtuggle@cteh.com>
**Cc:** Kyle Lapic <kylapic@montrose-env.com>; Sohini Bagchi <sbagchi@montrose-env.com>
**Subject:** Re: [External] - [Chiquita Canyon] Stormwater Samples 4/1

Good morning Matt - thanks for the heads up!

Sent from my Verizon, Samsung Galaxy smartphone
Get Outlook for Android

---

**From:** Matt Tuggle <mtuggle@cteh.com>
**Sent:** Wednesday, April 1, 2026 2:28:33 AM
**To:** David Tripp <david.tripp@enthalpy.com>

**Cc:** Kyle Lapic <kylapic@montrose-env.com>; Sohini Bagchi <sbagchi@montrose-env.com>
**Subject:** [External] - [Chiquita Canyon] Stormwater Samples 4/1

EXTERNAL EMAIL - This email was sent by a person from outside your organization. Exercise caution when clicking links, opening attachments or taking further action, before validating its authenticity.

Good morning Dave,

There was a discharge into the South Basin from both inlets overnight, so we pulled two SW samples early this morning. They will be delivered with yesterday's samples before the lab opens this morning.

I've attached the COCs.

Best,
Matt

Matt Tuggle
CTEH, LLC
Mobile: 979-229-5300
mtuggle@cteh.com |
https://protect.checkpoint.com/v2/r01/___www.cteh.com___.YzJ1Om1vbnRyb3NlY29tbWVyY2lhbDpjOm86OWExMGM3MTU4YjJhYzhiYTc1OGVlNjViMWY0OGQ0MDc6NzoyMTYyOjZmZjQ2NTZmNzBjNzBlNTNhYjFkMzNiMjM1Y2RiNGZkMDFhNmEwNjE0ZTg4OTc1NDA1YjIyN2E3MmY4YjJiZjE6dDpUOkY

CONFIDENTIALITY NOTICE: The contents of this email message and any attachments are intended solely for the addressee(s) and may contain confidential, proprietary and/or privileged information and may be legally protected from disclosure. If you are not the intended recipient of this message or their agent, or if this message has been addressed to you in error, please immediately alert the sender by reply email and then delete this message and any attachments and the reply from your system. If you are not the intended recipient, you are hereby notified that any disclosure, use, dissemination, copying, or storage of this message or its attachments is strictly prohibited.

The information contained in this e-mail and any attachments from Montrose Environmental Group, Inc. may contain confidential and/or proprietary information, and is intended only for the named recipient to whom it was originally addressed. If you are not the intended recipient, any disclosure, distribution, or copying of this e-mail or its attachments is strictly prohibited. If you have received this e-mail in error, please notify the sender immediately by return e-mail and permanently delete the e-mail and any attachments.

CONFIDENTIALITY NOTICE: The contents of this email message and any attachments are intended solely for the addressee(s) and may contain confidential, proprietary and/or privileged information and may be legally protected from disclosure. If you are not the intended recipient of this message or their agent, or if this message has been addressed to you in error, please immediately alert the sender by reply email and then delete this message and any attachments and the reply from your system. If you are not the intended recipient, you are hereby notified that any disclosure, use, dissemination, copying, or storage of this message or its attachments is strictly prohibited.

CONFIDENTIALITY NOTICE: The contents of this email message and any attachments are intended solely for the addressee(s) and may contain confidential, proprietary and/or privileged information and may be legally protected from disclosure. If you are not the intended recipient of this message or their agent, or if this message has been addressed to you in error, please immediately alert the sender by reply email and then delete this message and any attachments and the reply from your system. If you are not the intended recipient, you are hereby notified that any disclosure, use, dissemination, copying, or storage of this message or its attachments is strictly prohibited.


29/32
Lab ID : 556600-001, X
Client : Waste Connections
Client ID : SOUTH BASIN - WESTERN INLET
Sampled : 04/01/26 00:10 Dispose : 05/16/26
Kimble
LABGLASS
1000ml
BORO 3.3

Onterris ENTHALPY ANALYTICAL

# Analysis Results for 556600

Matt Breuer
Waste Connections
Chiquita Canyon Landfill
29201 Henry Mayo Drive
Castaic, CA 91384

Lab Job #: 556600
Project No: CCLF STORMWATER
Location: Chiquita Canyon Stormwater
Date Received: 04/01/26

**Sample ID:** SOUTH BASIN - WESTERN INLET | **Lab ID:** 556600-001 | **Matrix:** Water | **Collected:** 04/01/26 00:10

| 556600-001 Analyte | Result | Qual | Units | RL | MDL | DF | Batch | Prepared | Analyzed | Chemist |
|---|---|---|---|---|---|---|---|---|---|---|
| Method: EPA 1664A<br>Prep Method: METHOD | | | | | | | | | | |
| Total Oil and Grease | ND | | mg/L | 4.8 | 0.93 | 0.96 | 399445 | 04/01/26 | 04/01/26 | TTL |
| Method: EPA 200.7<br>Prep Method: EPA 3015A | | | | | | | | | | |
| Calcium | **190** | | mg/L | 0.10 | 0.0095 | 1 | 399551 | 04/01/26 | 04/01/26 | SBW |
| Iron | **150** | | mg/L | 0.50 | 0.17 | 10 | 399551 | 04/01/26 | 04/01/26 | SBW |
| Magnesium | **62** | | mg/L | 0.10 | 0.017 | 1 | 399551 | 04/01/26 | 04/01/26 | SBW |
| Potassium | **29** | | mg/L | 0.50 | 0.20 | 1 | 399551 | 04/01/26 | 04/01/26 | SBW |
| Sodium | **53** | | mg/L | 0.50 | 0.017 | 1 | 399551 | 04/01/26 | 04/01/26 | SBW |
| Method: EPA 200.8<br>Prep Method: EPA 3015A | | | | | | | | | | |
| Antimony | ND | | ug/L | 2.0 | 1.0 | 1 | 399554 | 04/01/26 | 04/01/26 | KAM |
| Arsenic | **13** | | ug/L | 2.0 | 0.27 | 1 | 399554 | 04/01/26 | 04/01/26 | KAM |
| Barium | **930** | | ug/L | 50 | 4.4 | 10 | 399554 | 04/01/26 | 04/01/26 | KAM |
| Beryllium | **6.5** | | ug/L | 1.0 | 0.060 | 1 | 399554 | 04/01/26 | 04/01/26 | KAM |
| Boron | **210** | | ug/L | 100 | 77 | 10 | 399554 | 04/01/26 | 04/01/26 | KAM |
| Cadmium | **1.0** | J | ug/L | 1.0 | 0.072 | 1 | 399554 | 04/01/26 | 04/01/26 | KAM |
| Chromium | **68** | | ug/L | 5.0 | 0.43 | 1 | 399554 | 04/01/26 | 04/01/26 | KAM |
| Cobalt | **42** | | ug/L | 1.0 | 0.090 | 1 | 399554 | 04/01/26 | 04/01/26 | KAM |
| Copper | **87** | | ug/L | 3.0 | 0.96 | 1 | 399554 | 04/01/26 | 04/01/26 | KAM |
| Lead | **72** | | ug/L | 5.0 | 0.23 | 1 | 399554 | 04/01/26 | 04/01/26 | KAM |
| Manganese | **1,600** | | ug/L | 100 | 38 | 10 | 399554 | 04/01/26 | 04/01/26 | KAM |
| Nickel | **70** | | ug/L | 5.0 | 1.3 | 1 | 399554 | 04/01/26 | 04/01/26 | KAM |
| Selenium | **5.8** | | ug/L | 4.0 | 1.9 | 1 | 399554 | 04/01/26 | 04/01/26 | KAM |
| Silver | ND | | ug/L | 5.0 | 0.37 | 1 | 399554 | 04/01/26 | 04/01/26 | KAM |
| Thallium | **0.70** | J | ug/L | 1.0 | 0.25 | 1 | 399554 | 04/01/26 | 04/01/26 | KAM |
| Tin | ND | | ug/L | 5.0 | 1.5 | 1 | 399554 | 04/01/26 | 04/01/26 | KAM |
| Vanadium | **150** | | ug/L | 5.0 | 0.36 | 1 | 399554 | 04/01/26 | 04/01/26 | KAM |
| Zinc | **250** | | ug/L | 10 | 7.6 | 1 | 399554 | 04/01/26 | 04/01/26 | KAM |
| Method: EPA 245.1<br>Prep Method: EPA 245.1 | | | | | | | | | | |
| Mercury | **0.52** | | ug/L | 0.40 | 0.091 | 1 | 399524 | 04/01/26 | 04/01/26 | MLL |
| Method: EPA 300.0<br>Prep Method: METHOD | | | | | | | | | | |
| Fluoride | **0.25** | | mg/L | 0.20 | 0.059 | 1 | 399548 | 04/01/26 10:43 | 04/01/26 19:06 | SSN |
| Chloride | **9.2** | | mg/L | 1.0 | 0.26 | 1 | 399548 | 04/01/26 10:43 | 04/01/26 19:06 | SSN |
| Nitrogen, Nitrite | ND | | mg/L | 0.10 | 0.02 | 1 | 399548 | 04/01/26 10:43 | 04/01/26 19:06 | SSN |



Results for any subcontracted analyses are not included in this section.

# Analysis Results for 556600

| 556600-001 Analyte | Result | Qual | Units | RL | MDL | DF | Batch | Prepared | Analyzed | Chemist |
|---|---|---|---|---|---|---|---|---|---|---|
| Bromide | **0.067** | J | mg/L | 0.30 | 0.061 | 1 | 399548 | 04/01/26 10:43 | 04/01/26 19:06 | SSN |
| Nitrogen, Nitrate | **0.67** | | mg/L | 0.10 | 0.05 | 1 | 399548 | 04/01/26 10:43 | 04/01/26 19:06 | SSN |
| Sulfate | **72** | | mg/L | 1.0 | 0.18 | 1 | 399548 | 04/01/26 10:43 | 04/01/26 19:06 | SSN |
| Method: EPA 350.1<br>Prep Method: METHOD | | | | | | | | | | |
| Ammonia-N | **0.26** | | mg/L | 0.10 | 0.068 | 1 | 399555 | 04/01/26 | 04/01/26 | CKN |
| Method: EPA 420.1<br>Prep Method: METHOD | | | | | | | | | | |
| Total Phenolics | ND | | mg/L | 0.010 | 0.0056 | 1 | 399655 | 04/02/26 | 04/02/26 | LVL |
| Method: EPA 625.1<br>Prep Method: EPA 3510C | | | | | | | | | | |
| Benzoic acid | ND | | ug/L | 53 | 11 | 1.1 | 399683 | 04/02/26 | 04/03/26 | MSS |
| 2-Methylphenol | ND | | ug/L | 11 | 3.4 | 1.1 | 399683 | 04/02/26 | 04/03/26 | MSS |
| Pyridine | ND | | ug/L | 11 | 3.0 | 1.1 | 399683 | 04/02/26 | 04/03/26 | MSS |
| Phenol | ND | | ug/L | 11 | 2.2 | 1.1 | 399683 | 04/02/26 | 04/03/26 | MSS |
| Naphthalene | ND | | ug/L | 11 | 3.8 | 1.1 | 399683 | 04/02/26 | 04/03/26 | MSS |
| 3-,4-Methylphenol | ND | | ug/L | 11 | 3.2 | 1.1 | 399683 | 04/02/26 | 04/03/26 | MSS |
| Cresol | ND | | ug/L | 11 | | 1.1 | 399683 | 04/02/26 | 04/03/26 | MSS |
| a-Terpineol | ND | | ug/L | 11 | 2.2 | 1.1 | 399683 | 04/02/26 | 04/03/26 | MSS |
| **Surrogates** | | | | **Limits** | | | | | | |
| 2-Fluorophenol | 28% | * | %REC | 36-95 | | 1.1 | 399683 | 04/02/26 | 04/03/26 | MSS |
| Phenol-d6 | 21% | * | %REC | 28-82 | | 1.1 | 399683 | 04/02/26 | 04/03/26 | MSS |
| 2,4,6-Tribromophenol | 44% | * | %REC | 61-140 | | 1.1 | 399683 | 04/02/26 | 04/03/26 | MSS |
| Nitrobenzene-d5 | 34% | * | %REC | 48-123 | | 1.1 | 399683 | 04/02/26 | 04/03/26 | MSS |
| 2-Fluorobiphenyl | 32% | * | %REC | 51-105 | | 1.1 | 399683 | 04/02/26 | 04/03/26 | MSS |
| Terphenyl-d14 | 33% | * | %REC | 65-117 | | 1.1 | 399683 | 04/02/26 | 04/03/26 | MSS |
| Method: EPA 8081A<br>Prep Method: EPA 3510C | | | | | | | | | | |
| alpha-BHC | ND | | ug/L | 0.05 | 0.01 | 0.96 | 399520 | 04/01/26 | 04/02/26 | XLY |
| beta-BHC | ND | | ug/L | 0.05 | 0.01 | 0.96 | 399520 | 04/01/26 | 04/02/26 | XLY |
| gamma-BHC | ND | | ug/L | 0.05 | 0.01 | 0.96 | 399520 | 04/01/26 | 04/02/26 | XLY |
| delta-BHC | ND | | ug/L | 0.05 | 0.01 | 0.96 | 399520 | 04/01/26 | 04/02/26 | XLY |
| Heptachlor | ND | | ug/L | 0.05 | 0.009 | 0.96 | 399520 | 04/01/26 | 04/02/26 | XLY |
| Aldrin | ND | | ug/L | 0.05 | 0.01 | 0.96 | 399520 | 04/01/26 | 04/02/26 | XLY |
| Heptachlor epoxide | ND | | ug/L | 0.05 | 0.01 | 0.96 | 399520 | 04/01/26 | 04/02/26 | XLY |
| Endosulfan I | ND | | ug/L | 0.05 | 0.01 | 0.96 | 399520 | 04/01/26 | 04/02/26 | XLY |
| Dieldrin | ND | | ug/L | 0.1 | 0.01 | 0.96 | 399520 | 04/01/26 | 04/02/26 | XLY |
| 4,4'-DDE | ND | | ug/L | 0.1 | 0.03 | 0.96 | 399520 | 04/01/26 | 04/02/26 | XLY |
| Endrin | ND | | ug/L | 0.1 | 0.01 | 0.96 | 399520 | 04/01/26 | 04/02/26 | XLY |
| Endosulfan II | ND | | ug/L | 0.1 | 0.02 | 0.96 | 399520 | 04/01/26 | 04/02/26 | XLY |
| Endosulfan sulfate | ND | | ug/L | 0.1 | 0.02 | 0.96 | 399520 | 04/01/26 | 04/02/26 | XLY |
| 4,4'-DDD | ND | | ug/L | 0.1 | 0.03 | 0.96 | 399520 | 04/01/26 | 04/02/26 | XLY |
| Endrin aldehyde | ND | | ug/L | 0.1 | 0.03 | 0.96 | 399520 | 04/01/26 | 04/02/26 | XLY |
| Endrin ketone | ND | | ug/L | 0.1 | 0.03 | 0.96 | 399520 | 04/01/26 | 04/02/26 | XLY |
| 4,4'-DDT | ND | | ug/L | 0.1 | 0.08 | 0.96 | 399520 | 04/01/26 | 04/02/26 | XLY |
| Methoxychlor | ND | | ug/L | 0.1 | 0.04 | 0.96 | 399520 | 04/01/26 | 04/02/26 | XLY |
| Toxaphene | ND | | ug/L | 1.9 | 0.6 | 0.96 | 399520 | 04/01/26 | 04/02/26 | XLY |
| Chlordane (Technical) | ND | | ug/L | 1.0 | 0.2 | 0.96 | 399520 | 04/01/26 | 04/02/26 | XLY |
| **Surrogates** | | | | **Limits** | | | | | | |



Results for any subcontracted analyses are not included in this section.

# Analysis Results for 556600

| 556600-001 Analyte | Result | Qual | Units | RL | MDL | DF | Batch | Prepared | Analyzed | Chemist |
|---|---|---|---|---|---|---|---|---|---|---|
| TCMX | 71% | | %REC | 29-120 | | 0.96 | 399520 | 04/01/26 | 04/02/26 | XLY |
| Decachlorobiphenyl | 71% | | %REC | 33-132 | | 0.96 | 399520 | 04/01/26 | 04/02/26 | XLY |
| Method: EPA 8082<br>Prep Method: EPA 3510C | | | | | | | | | | |
| Aroclor-1016 | ND | | ug/L | 0.48 | 0.29 | 0.96 | 399520 | 04/01/26 | 04/02/26 | XLY |
| Aroclor-1221 | ND | | ug/L | 0.48 | 0.45 | 0.96 | 399520 | 04/01/26 | 04/02/26 | XLY |
| Aroclor-1232 | ND | | ug/L | 0.48 | 0.26 | 0.96 | 399520 | 04/01/26 | 04/02/26 | XLY |
| Aroclor-1242 | ND | | ug/L | 0.48 | 0.27 | 0.96 | 399520 | 04/01/26 | 04/02/26 | XLY |
| Aroclor-1248 | ND | | ug/L | 0.48 | 0.23 | 0.96 | 399520 | 04/01/26 | 04/02/26 | XLY |
| Aroclor-1254 | ND | | ug/L | 0.48 | 0.25 | 0.96 | 399520 | 04/01/26 | 04/02/26 | XLY |
| Aroclor-1260 | ND | | ug/L | 0.48 | 0.31 | 0.96 | 399520 | 04/01/26 | 04/02/26 | XLY |
| Aroclor-1262 | ND | | ug/L | 0.48 | 0.28 | 0.96 | 399520 | 04/01/26 | 04/02/26 | XLY |
| Aroclor-1268 | ND | | ug/L | 0.48 | 0.25 | 0.96 | 399520 | 04/01/26 | 04/02/26 | XLY |
| **Surrogates** | | | | **Limits** | | | | | | |
| Decachlorobiphenyl (PCB) | 71% | | %REC | 28-138 | | 0.96 | 399520 | 04/01/26 | 04/02/26 | XLY |
| Method: EPA 8260B<br>Prep Method: EPA 5030B | | | | | | | | | | |
| Carbon Disulfide | ND | | ug/L | 5.0 | 0.2 | 1 | 399527 | 04/01/26 | 04/01/26 | ZST |
| Chloroprene | ND | | ug/L | 200 | 0.4 | 1 | 399527 | 04/01/26 | 04/01/26 | ZST |
| 3-Chloropropene | ND | | ug/L | 5.0 | 0.3 | 1 | 399527 | 04/01/26 | 04/01/26 | ZST |
| Ethyl methacrylate | ND | | ug/L | 50 | 2.1 | 1 | 399527 | 04/01/26 | 04/01/26 | ZST |
| Ethanol | ND | | ug/L | 500 | 110 | 1 | 399527 | 04/01/26 | 04/01/26 | ZST |
| 2-Hexanone | ND | | ug/L | 5.0 | 1.1 | 1 | 399527 | 04/01/26 | 04/01/26 | ZST |
| Isopropanol (IPA) | ND | | ug/L | 200 | 52 | 1 | 399527 | 04/01/26 | 04/01/26 | ZST |
| Methyl acrylonitrile | ND | | ug/L | 35 | 3.7 | 1 | 399527 | 04/01/26 | 04/01/26 | ZST |
| Vinyl Acetate | ND | | ug/L | 50 | 15 | 1 | 399527 | 04/01/26 | 04/01/26 | ZST |
| Acrolein | ND | | ug/L | 200 | 2.7 | 1 | 399527 | 04/01/26 | 04/01/26 | ZST |
| Acrylonitrile | ND | | ug/L | 10 | 0.7 | 1 | 399527 | 04/01/26 | 04/01/26 | ZST |
| Freon 12 | ND | | ug/L | 5.0 | 0.1 | 1 | 399527 | 04/01/26 | 04/01/26 | ZST |
| Chloromethane | ND | | ug/L | 5.0 | 0.2 | 1 | 399527 | 04/01/26 | 04/01/26 | ZST |
| Vinyl Chloride | ND | | ug/L | 5.0 | 0.1 | 1 | 399527 | 04/01/26 | 04/01/26 | ZST |
| Bromomethane | ND | | ug/L | 5.0 | 0.2 | 1 | 399527 | 04/01/26 | 04/01/26 | ZST |
| Chloroethane | ND | | ug/L | 5.0 | 0.1 | 1 | 399527 | 04/01/26 | 04/01/26 | ZST |
| Trichlorofluoromethane | ND | | ug/L | 5.0 | 0.06 | 1 | 399527 | 04/01/26 | 04/01/26 | ZST |
| Iodomethane | ND | | ug/L | 5.0 | | 1 | 399527 | 04/01/26 | 04/01/26 | ZST |
| Acetone | **34** | J | ug/L | 100 | 5.0 | 1 | 399527 | 04/01/26 | 04/01/26 | ZST |
| Freon 113 | ND | | ug/L | 5.0 | 0.1 | 1 | 399527 | 04/01/26 | 04/01/26 | ZST |
| 1,1-Dichloroethene | ND | | ug/L | 5.0 | 0.08 | 1 | 399527 | 04/01/26 | 04/01/26 | ZST |
| Methylene Chloride | ND | | ug/L | 10 | 0.2 | 1 | 399527 | 04/01/26 | 04/01/26 | ZST |
| MTBE | ND | | ug/L | 5.0 | 0.09 | 1 | 399527 | 04/01/26 | 04/01/26 | ZST |
| trans-1,2-Dichloroethene | ND | | ug/L | 5.0 | 0.1 | 1 | 399527 | 04/01/26 | 04/01/26 | ZST |
| 1,1-Dichloroethane | ND | | ug/L | 5.0 | 0.1 | 1 | 399527 | 04/01/26 | 04/01/26 | ZST |
| 2-Butanone | **20** | | ug/L | 10 | 1.5 | 1 | 399527 | 04/01/26 | 04/01/26 | ZST |
| cis-1,2-Dichloroethene | ND | | ug/L | 5.0 | 0.09 | 1 | 399527 | 04/01/26 | 04/01/26 | ZST |
| 2,2-Dichloropropane | ND | | ug/L | 5.0 | 0.1 | 1 | 399527 | 04/01/26 | 04/01/26 | ZST |
| Chloroform | ND | | ug/L | 5.0 | 0.08 | 1 | 399527 | 04/01/26 | 04/01/26 | ZST |
| Bromochloromethane | ND | | ug/L | 5.0 | 0.2 | 1 | 399527 | 04/01/26 | 04/01/26 | ZST |
| 1,1,1-Trichloroethane | ND | | ug/L | 5.0 | 0.09 | 1 | 399527 | 04/01/26 | 04/01/26 | ZST |
| 1,1-Dichloropropene | ND | | ug/L | 5.0 | 0.08 | 1 | 399527 | 04/01/26 | 04/01/26 | ZST |
| Carbon Tetrachloride | ND | | ug/L | 5.0 | 0.06 | 1 | 399527 | 04/01/26 | 04/01/26 | ZST |
| 1,2-Dichloroethane | ND | | ug/L | 5.0 | 0.1 | 1 | 399527 | 04/01/26 | 04/01/26 | ZST |



Results for any subcontracted analyses are not included in this section.

# Analysis Results for 556600

| 556600-001 Analyte | Result | Qual | Units | RL | MDL | DF | Batch | Prepared | Analyzed | Chemist |
|---|---|---|---|---|---|---|---|---|---|---|
| Benzene | ND | | ug/L | 1.0 | 0.1 | 1 | 399527 | 04/01/26 | 04/01/26 | ZST |
| Trichloroethene | ND | | ug/L | 5.0 | 0.1 | 1 | 399527 | 04/01/26 | 04/01/26 | ZST |
| 1,2-Dichloropropane | ND | | ug/L | 5.0 | 0.1 | 1 | 399527 | 04/01/26 | 04/01/26 | ZST |
| Bromodichloromethane | ND | | ug/L | 5.0 | 0.09 | 1 | 399527 | 04/01/26 | 04/01/26 | ZST |
| Dibromomethane | ND | | ug/L | 5.0 | 0.1 | 1 | 399527 | 04/01/26 | 04/01/26 | ZST |
| 4-Methyl-2-Pentanone | ND | | ug/L | 5.0 | 1.0 | 1 | 399527 | 04/01/26 | 04/01/26 | ZST |
| cis-1,3-Dichloropropene | ND | | ug/L | 5.0 | 0.3 | 1 | 399527 | 04/01/26 | 04/01/26 | ZST |
| Toluene | ND | | ug/L | 5.0 | 0.2 | 1 | 399527 | 04/01/26 | 04/01/26 | ZST |
| trans-1,3-Dichloropropene | ND | | ug/L | 5.0 | 0.3 | 1 | 399527 | 04/01/26 | 04/01/26 | ZST |
| 1,1,2-Trichloroethane | ND | | ug/L | 5.0 | 0.2 | 1 | 399527 | 04/01/26 | 04/01/26 | ZST |
| 1,3-Dichloropropane | ND | | ug/L | 5.0 | 0.1 | 1 | 399527 | 04/01/26 | 04/01/26 | ZST |
| Tetrachloroethene | ND | | ug/L | 5.0 | 0.1 | 1 | 399527 | 04/01/26 | 04/01/26 | ZST |
| Dibromochloromethane | ND | | ug/L | 5.0 | 0.08 | 1 | 399527 | 04/01/26 | 04/01/26 | ZST |
| 1,2-Dibromoethane | ND | | ug/L | 5.0 | 0.2 | 1 | 399527 | 04/01/26 | 04/01/26 | ZST |
| Chlorobenzene | ND | | ug/L | 5.0 | 0.1 | 1 | 399527 | 04/01/26 | 04/01/26 | ZST |
| 1,1,1,2-Tetrachloroethane | ND | | ug/L | 5.0 | 0.08 | 1 | 399527 | 04/01/26 | 04/01/26 | ZST |
| Ethylbenzene | ND | | ug/L | 5.0 | 0.09 | 1 | 399527 | 04/01/26 | 04/01/26 | ZST |
| m,p-Xylenes | ND | | ug/L | 5.0 | 0.2 | 1 | 399527 | 04/01/26 | 04/01/26 | ZST |
| o-Xylene | ND | | ug/L | 5.0 | 0.1 | 1 | 399527 | 04/01/26 | 04/01/26 | ZST |
| Styrene | ND | | ug/L | 5.0 | 0.08 | 1 | 399527 | 04/01/26 | 04/01/26 | ZST |
| Bromoform | ND | | ug/L | 5.0 | 0.08 | 1 | 399527 | 04/01/26 | 04/01/26 | ZST |
| Isopropylbenzene | ND | | ug/L | 5.0 | 0.1 | 1 | 399527 | 04/01/26 | 04/01/26 | ZST |
| 1,1,2,2-Tetrachloroethane | ND | | ug/L | 5.0 | 0.2 | 1 | 399527 | 04/01/26 | 04/01/26 | ZST |
| 1,2,3-Trichloropropane | ND | | ug/L | 5.0 | 0.2 | 1 | 399527 | 04/01/26 | 04/01/26 | ZST |
| Propylbenzene | ND | | ug/L | 5.0 | 0.1 | 1 | 399527 | 04/01/26 | 04/01/26 | ZST |
| Bromobenzene | ND | | ug/L | 5.0 | 0.09 | 1 | 399527 | 04/01/26 | 04/01/26 | ZST |
| 1,3,5-Trimethylbenzene | ND | | ug/L | 5.0 | 0.1 | 1 | 399527 | 04/01/26 | 04/01/26 | ZST |
| 2-Chlorotoluene | ND | | ug/L | 5.0 | 0.1 | 1 | 399527 | 04/01/26 | 04/01/26 | ZST |
| 4-Chlorotoluene | ND | | ug/L | 5.0 | 0.1 | 1 | 399527 | 04/01/26 | 04/01/26 | ZST |
| tert-Butylbenzene | ND | | ug/L | 5.0 | 0.1 | 1 | 399527 | 04/01/26 | 04/01/26 | ZST |
| 1,2,4-Trimethylbenzene | ND | | ug/L | 5.0 | 0.1 | 1 | 399527 | 04/01/26 | 04/01/26 | ZST |
| sec-Butylbenzene | ND | | ug/L | 5.0 | 0.1 | 1 | 399527 | 04/01/26 | 04/01/26 | ZST |
| para-Isopropyl Toluene | ND | | ug/L | 5.0 | 0.1 | 1 | 399527 | 04/01/26 | 04/01/26 | ZST |
| 1,3-Dichlorobenzene | ND | | ug/L | 5.0 | 0.1 | 1 | 399527 | 04/01/26 | 04/01/26 | ZST |
| 1,4-Dichlorobenzene | ND | | ug/L | 5.0 | 0.2 | 1 | 399527 | 04/01/26 | 04/01/26 | ZST |
| n-Butylbenzene | ND | | ug/L | 5.0 | 0.1 | 1 | 399527 | 04/01/26 | 04/01/26 | ZST |
| 1,2-Dichlorobenzene | ND | | ug/L | 5.0 | 0.09 | 1 | 399527 | 04/01/26 | 04/01/26 | ZST |
| 1,2-Dibromo-3-Chloropropane | ND | | ug/L | 5.0 | 0.5 | 1 | 399527 | 04/01/26 | 04/01/26 | ZST |
| 1,2,4-Trichlorobenzene | ND | | ug/L | 5.0 | 0.2 | 1 | 399527 | 04/01/26 | 04/01/26 | ZST |
| Hexachlorobutadiene | ND | | ug/L | 5.0 | 0.2 | 1 | 399527 | 04/01/26 | 04/01/26 | ZST |
| 1,2,3-Trichlorobenzene | ND | | ug/L | 5.0 | 0.1 | 1 | 399527 | 04/01/26 | 04/01/26 | ZST |
| cis-1,4-Dichloro-2-butene | ND | | ug/L | 5.0 | 0.4 | 1 | 399527 | 04/01/26 | 04/01/26 | ZST |
| trans-1,4-Dichloro-2-butene | ND | | ug/L | 5.0 | 0.4 | 1 | 399527 | 04/01/26 | 04/01/26 | ZST |
| Xylene (total) | ND | | ug/L | 5.0 | | 1 | 399527 | 04/01/26 | 04/01/26 | ZST |
| **Surrogates** | | | | **Limits** | | | | | | |
| Dibromofluoromethane | 101% | | %REC | 70-130 | | 1 | 399527 | 04/01/26 | 04/01/26 | ZST |
| 1,2-Dichloroethane-d4 | 115% | | %REC | 70-130 | | 1 | 399527 | 04/01/26 | 04/01/26 | ZST |
| Toluene-d8 | 94% | | %REC | 70-130 | | 1 | 399527 | 04/01/26 | 04/01/26 | ZST |
| Bromofluorobenzene | 98% | | %REC | 70-130 | | 1 | 399527 | 04/01/26 | 04/01/26 | ZST |
| Method: EPA 8270C-SIM<br>Prep Method: EPA 3535 | | | | | | | | | | |
| 1,4-Dioxane | **5.9** | | ug/L | 1.0 | 0.84 | 1 | 399592 | 04/01/26 | 04/02/26 | MSS |

Results for any subcontracted analyses are not included in this section.

# Analysis Results for 556600

| 556600-001 Analyte | Result | Qual | Units | RL | MDL | DF | Batch | Prepared | Analyzed | Chemist |
|---|---|---|---|---|---|---|---|---|---|---|
| **Surrogates** | | | | **Limits** | | | | | | |
| 1,4-Dioxane-d8 (SUR) | 104% | | %REC | 80-120 | | 1 | 399592 | 04/01/26 | 04/02/26 | MSS |
| Method: EPA 8270E<br>Prep Method: EPA 3510C | | | | | | | | | | |
| Carbazole | ND | | ug/L | 11 | 2.9 | 1.1 | 399683 | 04/02/26 | 04/03/26 | MSS |
| N-Nitrosodimethylamine | ND | | ug/L | 11 | 3.0 | 1.1 | 399683 | 04/02/26 | 04/03/26 | MSS |
| Aniline | ND | | ug/L | 11 | 3.0 | 1.1 | 399683 | 04/02/26 | 04/03/26 | MSS |
| bis(2-Chloroethyl)ether | ND | | ug/L | 26 | 3.9 | 1.1 | 399683 | 04/02/26 | 04/03/26 | MSS |
| 2-Chlorophenol | ND | | ug/L | 11 | 3.8 | 1.1 | 399683 | 04/02/26 | 04/03/26 | MSS |
| 1,3-Dichlorobenzene | ND | | ug/L | 11 | 3.4 | 1.1 | 399683 | 04/02/26 | 04/03/26 | MSS |
| 1,4-Dichlorobenzene | ND | | ug/L | 11 | 3.6 | 1.1 | 399683 | 04/02/26 | 04/03/26 | MSS |
| Benzyl alcohol | ND | | ug/L | 26 | 6.1 | 1.1 | 399683 | 04/02/26 | 04/03/26 | MSS |
| 1,2-Dichlorobenzene | ND | | ug/L | 11 | 3.5 | 1.1 | 399683 | 04/02/26 | 04/03/26 | MSS |
| bis(2-Chloroisopropyl) ether | ND | | ug/L | 11 | 4.0 | 1.1 | 399683 | 04/02/26 | 04/03/26 | MSS |
| N-Nitroso-di-n-propylamine | ND | | ug/L | 11 | 4.1 | 1.1 | 399683 | 04/02/26 | 04/03/26 | MSS |
| Hexachloroethane | ND | | ug/L | 11 | 3.2 | 1.1 | 399683 | 04/02/26 | 04/03/26 | MSS |
| Nitrobenzene | ND | | ug/L | 26 | 8.8 | 1.1 | 399683 | 04/02/26 | 04/03/26 | MSS |
| Isophorone | ND | | ug/L | 11 | 3.9 | 1.1 | 399683 | 04/02/26 | 04/03/26 | MSS |
| 2-Nitrophenol | ND | | ug/L | 11 | 5.7 | 1.1 | 399683 | 04/02/26 | 04/03/26 | MSS |
| 2,4-Dimethylphenol | ND | | ug/L | 11 | 3.4 | 1.1 | 399683 | 04/02/26 | 04/03/26 | MSS |
| bis(2-Chloroethoxy)methane | ND | | ug/L | 11 | 3.9 | 1.1 | 399683 | 04/02/26 | 04/03/26 | MSS |
| 2,4-Dichlorophenol | ND | | ug/L | 11 | 3.9 | 1.1 | 399683 | 04/02/26 | 04/03/26 | MSS |
| 1,2,4-Trichlorobenzene | ND | | ug/L | 11 | 3.6 | 1.1 | 399683 | 04/02/26 | 04/03/26 | MSS |
| 4-Chloroaniline | ND | | ug/L | 11 | 3.2 | 1.1 | 399683 | 04/02/26 | 04/03/26 | MSS |
| Hexachlorobutadiene | ND | | ug/L | 11 | 2.3 | 1.1 | 399683 | 04/02/26 | 04/03/26 | MSS |
| 4-Chloro-3-methylphenol | ND | | ug/L | 11 | 3.8 | 1.1 | 399683 | 04/02/26 | 04/03/26 | MSS |
| 2-Methylnaphthalene | ND | | ug/L | 11 | 3.5 | 1.1 | 399683 | 04/02/26 | 04/03/26 | MSS |
| Hexachlorocyclopentadiene | ND | | ug/L | 26 | 8.2 | 1.1 | 399683 | 04/02/26 | 04/03/26 | MSS |
| 2,4,6-Trichlorophenol | ND | | ug/L | 11 | 4.3 | 1.1 | 399683 | 04/02/26 | 04/03/26 | MSS |
| 2,4,5-Trichlorophenol | ND | | ug/L | 11 | 3.9 | 1.1 | 399683 | 04/02/26 | 04/03/26 | MSS |
| 2-Chloronaphthalene | ND | | ug/L | 11 | 3.6 | 1.1 | 399683 | 04/02/26 | 04/03/26 | MSS |
| 2-Nitroaniline | ND | | ug/L | 53 | 4.6 | 1.1 | 399683 | 04/02/26 | 04/03/26 | MSS |
| Dimethylphthalate | ND | | ug/L | 11 | 3.6 | 1.1 | 399683 | 04/02/26 | 04/03/26 | MSS |
| Acenaphthylene | ND | | ug/L | 11 | 4.1 | 1.1 | 399683 | 04/02/26 | 04/03/26 | MSS |
| 2,6-Dinitrotoluene | ND | | ug/L | 11 | 4.7 | 1.1 | 399683 | 04/02/26 | 04/03/26 | MSS |
| 3-Nitroaniline | ND | | ug/L | 11 | 4.2 | 1.1 | 399683 | 04/02/26 | 04/03/26 | MSS |
| Acenaphthene | ND | | ug/L | 11 | 3.4 | 1.1 | 399683 | 04/02/26 | 04/03/26 | MSS |
| 2,4-Dinitrophenol | ND | | ug/L | 53 | 16 | 1.1 | 399683 | 04/02/26 | 04/03/26 | MSS |
| 4-Nitrophenol | ND | | ug/L | 53 | 8.9 | 1.1 | 399683 | 04/02/26 | 04/03/26 | MSS |
| Dibenzofuran | ND | | ug/L | 11 | 3.4 | 1.1 | 399683 | 04/02/26 | 04/03/26 | MSS |
| 2,4-Dinitrotoluene | ND | | ug/L | 11 | 4.5 | 1.1 | 399683 | 04/02/26 | 04/03/26 | MSS |
| Diethylphthalate | ND | | ug/L | 11 | 3.1 | 1.1 | 399683 | 04/02/26 | 04/03/26 | MSS |
| Fluorene | ND | | ug/L | 11 | 3.3 | 1.1 | 399683 | 04/02/26 | 04/03/26 | MSS |
| 4-Chlorophenyl-phenylether | ND | | ug/L | 11 | 3.2 | 1.1 | 399683 | 04/02/26 | 04/03/26 | MSS |
| 4-Nitroaniline | ND | | ug/L | 11 | 3.5 | 1.1 | 399683 | 04/02/26 | 04/03/26 | MSS |
| 4,6-Dinitro-2-methylphenol | ND | | ug/L | 53 | 18 | 1.1 | 399683 | 04/02/26 | 04/03/26 | MSS |
| N-Nitrosodiphenylamine | ND | | ug/L | 11 | 4.2 | 1.1 | 399683 | 04/02/26 | 04/03/26 | MSS |
| 1,2-diphenylhydrazine (as azobenzene) | ND | | ug/L | 11 | 3.1 | 1.1 | 399683 | 04/02/26 | 04/03/26 | MSS |
| 4-Bromophenyl-phenylether | ND | | ug/L | 11 | 3.5 | 1.1 | 399683 | 04/02/26 | 04/03/26 | MSS |
| Hexachlorobenzene | ND | | ug/L | 11 | 3.2 | 1.1 | 399683 | 04/02/26 | 04/03/26 | MSS |



Results for any subcontracted analyses are not included in this section.

# Analysis Results for 556600

| 556600-001 Analyte | Result | Qual | Units | RL | MDL | DF | Batch | Prepared | Analyzed | Chemist |
|---|---|---|---|---|---|---|---|---|---|---|
| Pentachlorophenol | ND | | ug/L | 26 | 6.0 | 1.1 | 399683 | 04/02/26 | 04/03/26 | MSS |
| Phenanthrene | ND | | ug/L | 11 | 3.1 | 1.1 | 399683 | 04/02/26 | 04/03/26 | MSS |
| Anthracene | ND | | ug/L | 11 | 3.0 | 1.1 | 399683 | 04/02/26 | 04/03/26 | MSS |
| Di-n-butylphthalate | ND | | ug/L | 11 | 3.2 | 1.1 | 399683 | 04/02/26 | 04/03/26 | MSS |
| Fluoranthene | ND | | ug/L | 11 | 3.0 | 1.1 | 399683 | 04/02/26 | 04/03/26 | MSS |
| Benzidine | ND | | ug/L | 53 | 20 | 1.1 | 399683 | 04/02/26 | 04/03/26 | MSS |
| Pyrene | ND | | ug/L | 11 | 2.8 | 1.1 | 399683 | 04/02/26 | 04/03/26 | MSS |
| Butylbenzylphthalate | ND | | ug/L | 11 | 3.8 | 1.1 | 399683 | 04/02/26 | 04/03/26 | MSS |
| 3,3'-Dichlorobenzidine | ND | | ug/L | 26 | 5.5 | 1.1 | 399683 | 04/02/26 | 04/03/26 | MSS |
| Benzo(a)anthracene | ND | | ug/L | 11 | 2.5 | 1.1 | 399683 | 04/02/26 | 04/03/26 | MSS |
| Chrysene | ND | | ug/L | 11 | 2.6 | 1.1 | 399683 | 04/02/26 | 04/03/26 | MSS |
| bis(2-Ethylhexyl)phthalate | ND | | ug/L | 11 | 3.5 | 1.1 | 399683 | 04/02/26 | 04/03/26 | MSS |
| Di-n-octylphthalate | ND | | ug/L | 11 | 4.9 | 1.1 | 399683 | 04/02/26 | 04/03/26 | MSS |
| Benzo(b)fluoranthene | ND | | ug/L | 11 | 3.2 | 1.1 | 399683 | 04/02/26 | 04/03/26 | MSS |
| Benzo(k)fluoranthene | ND | | ug/L | 11 | 3.3 | 1.1 | 399683 | 04/02/26 | 04/03/26 | MSS |
| Benzo(a)pyrene | ND | | ug/L | 11 | 3.3 | 1.1 | 399683 | 04/02/26 | 04/03/26 | MSS |
| Indeno(1,2,3-cd)pyrene | ND | | ug/L | 11 | 4.4 | 1.1 | 399683 | 04/02/26 | 04/03/26 | MSS |
| Dibenz(a,h)anthracene | ND | | ug/L | 11 | 4.4 | 1.1 | 399683 | 04/02/26 | 04/03/26 | MSS |
| Benzo(g,h,i)perylene | ND | | ug/L | 11 | 4.3 | 1.1 | 399683 | 04/02/26 | 04/03/26 | MSS |
| **Surrogates** | | | | **Limits** | | | | | | |
| 2-Fluorophenol | 28% | | %REC | 15-120 | | 1.1 | 399683 | 04/02/26 | 04/03/26 | MSS |
| Phenol-d6 | 21% | | %REC | 15-120 | | 1.1 | 399683 | 04/02/26 | 04/03/26 | MSS |
| 2,4,6-Tribromophenol | 44% | | %REC | 15-140 | | 1.1 | 399683 | 04/02/26 | 04/03/26 | MSS |
| Nitrobenzene-d5 | 34% | | %REC | 15-123 | | 1.1 | 399683 | 04/02/26 | 04/03/26 | MSS |
| 2-Fluorobiphenyl | 32% | | %REC | 15-120 | | 1.1 | 399683 | 04/02/26 | 04/03/26 | MSS |
| Terphenyl-d14 | 33% | | %REC | 15-120 | | 1.1 | 399683 | 04/02/26 | 04/03/26 | MSS |
| Method: SM 4500-CN-E<br>Prep Method: METHOD | | | | | | | | | | |
| Cyanide | ND | | mg/L | 0.0050 | 0.0017 | 0.5 | 399576 | 04/01/26 | 04/02/26 | CKN |
| Method: SM 4500-S2-D<br>Prep Method: METHOD | | | | | | | | | | |
| Sulfide | ND | | mg/L | 0.10 | | 1 | 399610 | 04/01/26 | 04/01/26 | TXC |
| Method: SM 5310B<br>Prep Method: SM 5310B | | | | | | | | | | |
| Total Organic Carbon | **8.3** | | mg/L | 1.0 | 0.49 | 1 | 399558 | 04/01/26 | 04/01/26 | CKN |
| Method: SM 9221B<br>Prep Method: METHOD | | | | | | | | | | |
| Coliform, Total | **>1,600** | H | MPN/100ml | 1.8 | | 1 | 399674 | 04/01/26 14:00 | 04/04/26 12:02 | LXT |
| Method: SM 9221F | | | | | | | | | | |
| Coliform, E. Coli | **220** | H | MPN/100ml | 1.8 | | 1 | 399674 | 04/01/26 14:00 | 04/04/26 12:02 | LXT |
| Method: SM2130B | | | | | | | | | | |
| Turbidity | **17,000** | | NTU | 1.6 | 1.0 | 8 | 399575 | 04/01/26 20:28 | 04/01/26 20:28 | CDR |
| Method: SM2320B<br>Prep Method: METHOD | | | | | | | | | | |
| Bicarbonate | **150** | | mg/L | 4.0 | | 1.7 | 399563 | 04/01/26 | 04/01/26 | WWC |
| Alkalinity, Total as CaCO3 | **180** | | mg/L | 3.3 | | 1.7 | 399563 | 04/01/26 | 04/01/26 | WWC |
| Method: SM2510B<br>Prep Method: METHOD | | | | | | | | | | |



Results for any subcontracted analyses are not included in this section.

# Analysis Results for 556600

| 556600-001 Analyte | Result | Qual | Units | RL | MDL | DF | Batch | Prepared | Analyzed | Chemist |
|---|---|---|---|---|---|---|---|---|---|---|
| Specific Conductance | **310** | | umhos/cm | 1.0 | | 1 | 399614 | 04/01/26 | 04/01/26 | CDR |
| Method: SM2540C<br>Prep Method: METHOD | | | | | | | | | | |
| Total Dissolved Solids | **510** | | mg/L | 100 | | 10 | 399613 | 04/01/26 | 04/02/26 | CDR |
| Method: SM2540D<br>Prep Method: METHOD | | | | | | | | | | |
| Total Suspended Solids | **8,000** | | mg/L | 0.5 | | 1 | 399615 | 04/01/26 | 04/02/26 | CKN |
| Method: SM5210B<br>Prep Method: METHOD | | | | | | | | | | |
| Biochemical Oxygen Demand | **7.7** | | mg/L | 3.0 | | 1 | 399529 | 04/01/26 11:00 | 04/06/26 16:12 | AAB |
| Method: SM5220D<br>Prep Method: SM 5220D | | | | | | | | | | |
| Chemical Oxygen Demand | **33** | | mg/L | 4.0 | 2.6 | 1 | 399559 | 04/01/26 | 04/01/26 | RDL |



Results for any subcontracted analyses are not included in this section.

# Analysis Results for 556600

| Sample ID: | Lab ID: 556600-002 | Collected: 04/01/26 00:20 |
|---|---|---|
| SOUTH BASIN - EASTERN INLET | Matrix: Water | |

| 556600-002 Analyte | Result | Qual | Units | RL | MDL | DF | Batch | Prepared | Analyzed | Chemist |
|---|---|---|---|---|---|---|---|---|---|---|
| Method: EPA 1664A<br>Prep Method: METHOD | | | | | | | | | | |
| Total Oil and Grease | **2.6** | J | mg/L | 5.0 | 0.96 | 0.99 | 399445 | 04/01/26 | 04/01/26 | TTL |
| Method: EPA 200.7<br>Prep Method: EPA 3015A | | | | | | | | | | |
| Calcium | **120** | | mg/L | 0.10 | 0.0095 | 1 | 399551 | 04/01/26 | 04/01/26 | SBW |
| Iron | **39** | | mg/L | 0.050 | 0.017 | 1 | 399551 | 04/01/26 | 04/01/26 | SBW |
| Magnesium | **22** | | mg/L | 0.10 | 0.017 | 1 | 399551 | 04/01/26 | 04/01/26 | SBW |
| Potassium | **13** | | mg/L | 0.50 | 0.20 | 1 | 399551 | 04/01/26 | 04/01/26 | SBW |
| Sodium | **54** | | mg/L | 0.50 | 0.017 | 1 | 399551 | 04/01/26 | 04/01/26 | SBW |
| Method: EPA 200.8<br>Prep Method: EPA 3015A | | | | | | | | | | |
| Antimony | ND | | ug/L | 2.0 | 1.0 | 1 | 399554 | 04/01/26 | 04/01/26 | KAM |
| Arsenic | **9.1** | | ug/L | 2.0 | 0.27 | 1 | 399554 | 04/01/26 | 04/01/26 | KAM |
| Barium | **320** | | ug/L | 5.0 | 0.44 | 1 | 399554 | 04/01/26 | 04/01/26 | KAM |
| Beryllium | **1.2** | | ug/L | 1.0 | 0.060 | 1 | 399554 | 04/01/26 | 04/01/26 | KAM |
| Boron | **170** | | ug/L | 100 | 77 | 10 | 399554 | 04/01/26 | 04/01/26 | KAM |
| Cadmium | **0.52** | J | ug/L | 1.0 | 0.072 | 1 | 399554 | 04/01/26 | 04/01/26 | KAM |
| Chromium | **27** | | ug/L | 5.0 | 0.43 | 1 | 399554 | 04/01/26 | 04/01/26 | KAM |
| Cobalt | **12** | | ug/L | 1.0 | 0.090 | 1 | 399554 | 04/01/26 | 04/01/26 | KAM |
| Copper | **38** | | ug/L | 3.0 | 0.96 | 1 | 399554 | 04/01/26 | 04/01/26 | KAM |
| Lead | **30** | | ug/L | 5.0 | 0.23 | 1 | 399554 | 04/01/26 | 04/01/26 | KAM |
| Manganese | **520** | | ug/L | 10 | 3.8 | 1 | 399554 | 04/01/26 | 04/01/26 | KAM |
| Nickel | **24** | | ug/L | 5.0 | 1.3 | 1 | 399554 | 04/01/26 | 04/01/26 | KAM |
| Selenium | **3.5** | J | ug/L | 4.0 | 1.9 | 1 | 399554 | 04/01/26 | 04/01/26 | KAM |
| Silver | ND | | ug/L | 5.0 | 0.37 | 1 | 399554 | 04/01/26 | 04/01/26 | KAM |
| Thallium | ND | | ug/L | 1.0 | 0.25 | 1 | 399554 | 04/01/26 | 04/01/26 | KAM |
| Tin | ND | | ug/L | 5.0 | 1.5 | 1 | 399554 | 04/01/26 | 04/01/26 | KAM |
| Vanadium | **51** | | ug/L | 5.0 | 0.36 | 1 | 399554 | 04/01/26 | 04/01/26 | KAM |
| Zinc | **130** | | ug/L | 10 | 7.6 | 1 | 399554 | 04/01/26 | 04/01/26 | KAM |
| Method: EPA 245.1<br>Prep Method: EPA 245.1 | | | | | | | | | | |
| Mercury | **0.20** | J | ug/L | 0.40 | 0.091 | 1 | 399524 | 04/01/26 | 04/01/26 | MLL |
| Method: EPA 300.0<br>Prep Method: METHOD | | | | | | | | | | |
| Fluoride | **0.15** | J | mg/L | 0.20 | 0.059 | 1 | 399548 | 04/01/26 10:43 | 04/01/26 20:33 | KUM |
| Chloride | **32** | | mg/L | 1.0 | 0.26 | 1 | 399548 | 04/01/26 10:43 | 04/01/26 20:33 | KUM |
| Nitrogen, Nitrite | ND | | mg/L | 0.10 | 0.02 | 1 | 399548 | 04/01/26 10:43 | 04/01/26 20:33 | KUM |
| Bromide | **0.12** | J | mg/L | 0.30 | 0.061 | 1 | 399548 | 04/01/26 10:43 | 04/01/26 20:33 | KUM |
| Nitrogen, Nitrate | **1.0** | | mg/L | 0.10 | 0.05 | 1 | 399548 | 04/01/26 10:43 | 04/01/26 20:33 | KUM |
| Sulfate | **160** | | mg/L | 10 | 1.8 | 10 | 399548 | 04/01/26 10:43 | 04/01/26 20:55 | KUM |



Results for any subcontracted analyses are not included in this section.

# Analysis Results for 556600

| 556600-002 Analyte | Result | Qual | Units | RL | MDL | DF | Batch | Prepared | Analyzed | Chemist |
|---|---|---|---|---|---|---|---|---|---|---|
| Method: EPA 350.1<br>Prep Method: METHOD | | | | | | | | | | |
| Ammonia-N | **0.13** | | mg/L | 0.10 | 0.068 | 1 | 399555 | 04/01/26 | 04/01/26 | CKN |
| Method: EPA 420.1<br>Prep Method: METHOD | | | | | | | | | | |
| Total Phenolics | ND | | mg/L | 0.010 | 0.0056 | 1 | 399655 | 04/02/26 | 04/02/26 | LVL |
| Method: EPA 625.1<br>Prep Method: EPA 3510C | | | | | | | | | | |
| a-Terpineol | ND | | ug/L | 9.5 | 2.0 | 0.95 | 399683 | 04/02/26 | 04/03/26 | MSS |
| Benzoic acid | ND | | ug/L | 48 | 10 | 0.95 | 399683 | 04/02/26 | 04/03/26 | MSS |
| 2-Methylphenol | ND | | ug/L | 9.5 | 3.1 | 0.95 | 399683 | 04/02/26 | 04/03/26 | MSS |
| Pyridine | ND | | ug/L | 9.5 | 2.7 | 0.95 | 399683 | 04/02/26 | 04/03/26 | MSS |
| Phenol | ND | | ug/L | 9.5 | 2.0 | 0.95 | 399683 | 04/02/26 | 04/03/26 | MSS |
| Naphthalene | ND | | ug/L | 9.5 | 3.4 | 0.95 | 399683 | 04/02/26 | 04/03/26 | MSS |
| 3-,4-Methylphenol | ND | | ug/L | 9.5 | 2.9 | 0.95 | 399683 | 04/02/26 | 04/03/26 | MSS |
| Cresol | ND | | ug/L | 9.5 | | 0.95 | 399683 | 04/02/26 | 04/03/26 | MSS |
| **Surrogates** | | | | **Limits** | | | | | | |
| 2-Fluorophenol | 33% | * | %REC | 36-95 | | 0.95 | 399683 | 04/02/26 | 04/03/26 | MSS |
| Phenol-d6 | 24% | * | %REC | 28-82 | | 0.95 | 399683 | 04/02/26 | 04/03/26 | MSS |
| 2,4,6-Tribromophenol | 49% | * | %REC | 61-140 | | 0.95 | 399683 | 04/02/26 | 04/03/26 | MSS |
| Nitrobenzene-d5 | 35% | * | %REC | 48-123 | | 0.95 | 399683 | 04/02/26 | 04/03/26 | MSS |
| 2-Fluorobiphenyl | 35% | * | %REC | 51-105 | | 0.95 | 399683 | 04/02/26 | 04/03/26 | MSS |
| Terphenyl-d14 | 33% | * | %REC | 65-117 | | 0.95 | 399683 | 04/02/26 | 04/03/26 | MSS |
| Method: EPA 8081A<br>Prep Method: EPA 3510C | | | | | | | | | | |
| alpha-BHC | ND | | ug/L | 0.05 | 0.01 | 0.95 | 399520 | 04/01/26 | 04/02/26 | XLY |
| beta-BHC | ND | | ug/L | 0.05 | 0.01 | 0.95 | 399520 | 04/01/26 | 04/02/26 | XLY |
| gamma-BHC | ND | | ug/L | 0.05 | 0.01 | 0.95 | 399520 | 04/01/26 | 04/02/26 | XLY |
| delta-BHC | ND | | ug/L | 0.05 | 0.01 | 0.95 | 399520 | 04/01/26 | 04/02/26 | XLY |
| Heptachlor | ND | | ug/L | 0.05 | 0.009 | 0.95 | 399520 | 04/01/26 | 04/02/26 | XLY |
| Aldrin | ND | | ug/L | 0.05 | 0.01 | 0.95 | 399520 | 04/01/26 | 04/02/26 | XLY |
| Heptachlor epoxide | ND | | ug/L | 0.05 | 0.01 | 0.95 | 399520 | 04/01/26 | 04/02/26 | XLY |
| Endosulfan I | ND | | ug/L | 0.05 | 0.01 | 0.95 | 399520 | 04/01/26 | 04/02/26 | XLY |
| Dieldrin | ND | | ug/L | 0.09 | 0.01 | 0.95 | 399520 | 04/01/26 | 04/02/26 | XLY |
| 4,4'-DDE | ND | | ug/L | 0.09 | 0.03 | 0.95 | 399520 | 04/01/26 | 04/02/26 | XLY |
| Endrin | ND | | ug/L | 0.09 | 0.01 | 0.95 | 399520 | 04/01/26 | 04/02/26 | XLY |
| Endosulfan II | ND | | ug/L | 0.09 | 0.02 | 0.95 | 399520 | 04/01/26 | 04/02/26 | XLY |
| Endosulfan sulfate | ND | | ug/L | 0.09 | 0.02 | 0.95 | 399520 | 04/01/26 | 04/02/26 | XLY |
| 4,4'-DDD | ND | | ug/L | 0.09 | 0.03 | 0.95 | 399520 | 04/01/26 | 04/02/26 | XLY |
| Endrin aldehyde | ND | | ug/L | 0.09 | 0.03 | 0.95 | 399520 | 04/01/26 | 04/02/26 | XLY |
| Endrin ketone | ND | | ug/L | 0.09 | 0.03 | 0.95 | 399520 | 04/01/26 | 04/02/26 | XLY |
| 4,4'-DDT | ND | | ug/L | 0.09 | 0.08 | 0.95 | 399520 | 04/01/26 | 04/02/26 | XLY |
| Methoxychlor | ND | | ug/L | 0.09 | 0.04 | 0.95 | 399520 | 04/01/26 | 04/02/26 | XLY |
| Toxaphene | ND | | ug/L | 1.9 | 0.6 | 0.95 | 399520 | 04/01/26 | 04/02/26 | XLY |
| Chlordane (Technical) | ND | | ug/L | 0.9 | 0.2 | 0.95 | 399520 | 04/01/26 | 04/02/26 | XLY |
| **Surrogates** | | | | **Limits** | | | | | | |
| TCMX | 70% | | %REC | 29-120 | | 0.95 | 399520 | 04/01/26 | 04/02/26 | XLY |
| Decachlorobiphenyl | 64% | | %REC | 33-132 | | 0.95 | 399520 | 04/01/26 | 04/02/26 | XLY |
| Method: EPA 8082<br>Prep Method: EPA 3510C | | | | | | | | | | |
| Aroclor-1016 | ND | | ug/L | 0.47 | 0.29 | 0.95 | 399520 | 04/01/26 | 04/02/26 | XLY |



Results for any subcontracted analyses are not included in this section.

# Analysis Results for 556600

| 556600-002 Analyte | Result | Qual | Units | RL | MDL | DF | Batch | Prepared | Analyzed | Chemist |
|---|---|---|---|---|---|---|---|---|---|---|
| Aroclor-1221 | ND | | ug/L | 0.47 | 0.44 | 0.95 | 399520 | 04/01/26 | 04/02/26 | XLY |
| Aroclor-1232 | ND | | ug/L | 0.47 | 0.26 | 0.95 | 399520 | 04/01/26 | 04/02/26 | XLY |
| Aroclor-1242 | ND | | ug/L | 0.47 | 0.27 | 0.95 | 399520 | 04/01/26 | 04/02/26 | XLY |
| Aroclor-1248 | ND | | ug/L | 0.47 | 0.22 | 0.95 | 399520 | 04/01/26 | 04/02/26 | XLY |
| Aroclor-1254 | ND | | ug/L | 0.47 | 0.25 | 0.95 | 399520 | 04/01/26 | 04/02/26 | XLY |
| Aroclor-1260 | ND | | ug/L | 0.47 | 0.31 | 0.95 | 399520 | 04/01/26 | 04/02/26 | XLY |
| Aroclor-1262 | ND | | ug/L | 0.47 | 0.28 | 0.95 | 399520 | 04/01/26 | 04/02/26 | XLY |
| Aroclor-1268 | ND | | ug/L | 0.47 | 0.25 | 0.95 | 399520 | 04/01/26 | 04/02/26 | XLY |
| **Surrogates** | | | | **Limits** | | | | | | |
| Decachlorobiphenyl (PCB) | 64% | | %REC | 28-138 | | 0.95 | 399520 | 04/01/26 | 04/02/26 | XLY |
| Method: EPA 8260B<br>Prep Method: EPA 5030B | | | | | | | | | | |
| Carbon Disulfide | ND | | ug/L | 5.0 | 0.2 | 1 | 399527 | 04/01/26 | 04/01/26 | ZST |
| Chloroprene | ND | | ug/L | 200 | 0.4 | 1 | 399527 | 04/01/26 | 04/01/26 | ZST |
| 3-Chloropropene | ND | | ug/L | 5.0 | 0.3 | 1 | 399527 | 04/01/26 | 04/01/26 | ZST |
| Ethyl methacrylate | ND | | ug/L | 50 | 2.1 | 1 | 399527 | 04/01/26 | 04/01/26 | ZST |
| Ethanol | ND | | ug/L | 500 | 110 | 1 | 399527 | 04/01/26 | 04/01/26 | ZST |
| 2-Hexanone | ND | | ug/L | 5.0 | 1.1 | 1 | 399527 | 04/01/26 | 04/01/26 | ZST |
| Isopropanol (IPA) | ND | | ug/L | 200 | 52 | 1 | 399527 | 04/01/26 | 04/01/26 | ZST |
| Methyl acrylonitrile | ND | | ug/L | 35 | 3.7 | 1 | 399527 | 04/01/26 | 04/01/26 | ZST |
| Vinyl Acetate | ND | | ug/L | 50 | 15 | 1 | 399527 | 04/01/26 | 04/01/26 | ZST |
| Acrolein | ND | | ug/L | 200 | 2.7 | 1 | 399527 | 04/01/26 | 04/01/26 | ZST |
| Acrylonitrile | ND | | ug/L | 10 | 0.7 | 1 | 399527 | 04/01/26 | 04/01/26 | ZST |
| Freon 12 | ND | | ug/L | 5.0 | 0.1 | 1 | 399527 | 04/01/26 | 04/01/26 | ZST |
| Chloromethane | ND | | ug/L | 5.0 | 0.2 | 1 | 399527 | 04/01/26 | 04/01/26 | ZST |
| Vinyl Chloride | ND | | ug/L | 5.0 | 0.1 | 1 | 399527 | 04/01/26 | 04/01/26 | ZST |
| Bromomethane | ND | | ug/L | 5.0 | 0.2 | 1 | 399527 | 04/01/26 | 04/01/26 | ZST |
| Chloroethane | ND | | ug/L | 5.0 | 0.1 | 1 | 399527 | 04/01/26 | 04/01/26 | ZST |
| Trichlorofluoromethane | ND | | ug/L | 5.0 | 0.06 | 1 | 399527 | 04/01/26 | 04/01/26 | ZST |
| Iodomethane | ND | | ug/L | 5.0 | | 1 | 399527 | 04/01/26 | 04/01/26 | ZST |
| Acetone | **10** | J | ug/L | 100 | 5.0 | 1 | 399527 | 04/01/26 | 04/01/26 | ZST |
| Freon 113 | ND | | ug/L | 5.0 | 0.1 | 1 | 399527 | 04/01/26 | 04/01/26 | ZST |
| 1,1-Dichloroethene | ND | | ug/L | 5.0 | 0.08 | 1 | 399527 | 04/01/26 | 04/01/26 | ZST |
| Methylene Chloride | ND | | ug/L | 10 | 0.2 | 1 | 399527 | 04/01/26 | 04/01/26 | ZST |
| MTBE | ND | | ug/L | 5.0 | 0.09 | 1 | 399527 | 04/01/26 | 04/01/26 | ZST |
| trans-1,2-Dichloroethene | ND | | ug/L | 5.0 | 0.1 | 1 | 399527 | 04/01/26 | 04/01/26 | ZST |
| 1,1-Dichloroethane | ND | | ug/L | 5.0 | 0.1 | 1 | 399527 | 04/01/26 | 04/01/26 | ZST |
| 2-Butanone | ND | | ug/L | 10 | 1.5 | 1 | 399527 | 04/01/26 | 04/01/26 | ZST |
| cis-1,2-Dichloroethene | ND | | ug/L | 5.0 | 0.09 | 1 | 399527 | 04/01/26 | 04/01/26 | ZST |
| 2,2-Dichloropropane | ND | | ug/L | 5.0 | 0.1 | 1 | 399527 | 04/01/26 | 04/01/26 | ZST |
| Chloroform | ND | | ug/L | 5.0 | 0.08 | 1 | 399527 | 04/01/26 | 04/01/26 | ZST |
| Bromochloromethane | ND | | ug/L | 5.0 | 0.2 | 1 | 399527 | 04/01/26 | 04/01/26 | ZST |
| 1,1,1-Trichloroethane | ND | | ug/L | 5.0 | 0.09 | 1 | 399527 | 04/01/26 | 04/01/26 | ZST |
| 1,1-Dichloropropene | ND | | ug/L | 5.0 | 0.08 | 1 | 399527 | 04/01/26 | 04/01/26 | ZST |
| Carbon Tetrachloride | ND | | ug/L | 5.0 | 0.06 | 1 | 399527 | 04/01/26 | 04/01/26 | ZST |
| 1,2-Dichloroethane | ND | | ug/L | 5.0 | 0.1 | 1 | 399527 | 04/01/26 | 04/01/26 | ZST |
| Benzene | ND | | ug/L | 1.0 | 0.1 | 1 | 399527 | 04/01/26 | 04/01/26 | ZST |
| Trichloroethene | ND | | ug/L | 5.0 | 0.1 | 1 | 399527 | 04/01/26 | 04/01/26 | ZST |
| 1,2-Dichloropropane | ND | | ug/L | 5.0 | 0.1 | 1 | 399527 | 04/01/26 | 04/01/26 | ZST |
| Bromodichloromethane | ND | | ug/L | 5.0 | 0.09 | 1 | 399527 | 04/01/26 | 04/01/26 | ZST |
| Dibromomethane | ND | | ug/L | 5.0 | 0.1 | 1 | 399527 | 04/01/26 | 04/01/26 | ZST |
| 4-Methyl-2-Pentanone | ND | | ug/L | 5.0 | 1.0 | 1 | 399527 | 04/01/26 | 04/01/26 | ZST |



Results for any subcontracted analyses are not included in this section.

# Analysis Results for 556600

| 556600-002 Analyte | Result | Qual | Units | RL | MDL | DF | Batch | Prepared | Analyzed | Chemist |
|---|---|---|---|---|---|---|---|---|---|---|
| cis-1,3-Dichloropropene | ND | | ug/L | 5.0 | 0.3 | 1 | 399527 | 04/01/26 | 04/01/26 | ZST |
| Toluene | ND | | ug/L | 5.0 | 0.2 | 1 | 399527 | 04/01/26 | 04/01/26 | ZST |
| trans-1,3-Dichloropropene | ND | | ug/L | 5.0 | 0.3 | 1 | 399527 | 04/01/26 | 04/01/26 | ZST |
| 1,1,2-Trichloroethane | ND | | ug/L | 5.0 | 0.2 | 1 | 399527 | 04/01/26 | 04/01/26 | ZST |
| 1,3-Dichloropropane | ND | | ug/L | 5.0 | 0.1 | 1 | 399527 | 04/01/26 | 04/01/26 | ZST |
| Tetrachloroethene | ND | | ug/L | 5.0 | 0.1 | 1 | 399527 | 04/01/26 | 04/01/26 | ZST |
| Dibromochloromethane | ND | | ug/L | 5.0 | 0.08 | 1 | 399527 | 04/01/26 | 04/01/26 | ZST |
| 1,2-Dibromoethane | ND | | ug/L | 5.0 | 0.2 | 1 | 399527 | 04/01/26 | 04/01/26 | ZST |
| Chlorobenzene | ND | | ug/L | 5.0 | 0.1 | 1 | 399527 | 04/01/26 | 04/01/26 | ZST |
| 1,1,1,2-Tetrachloroethane | ND | | ug/L | 5.0 | 0.08 | 1 | 399527 | 04/01/26 | 04/01/26 | ZST |
| Ethylbenzene | ND | | ug/L | 5.0 | 0.09 | 1 | 399527 | 04/01/26 | 04/01/26 | ZST |
| m,p-Xylenes | ND | | ug/L | 5.0 | 0.2 | 1 | 399527 | 04/01/26 | 04/01/26 | ZST |
| o-Xylene | ND | | ug/L | 5.0 | 0.1 | 1 | 399527 | 04/01/26 | 04/01/26 | ZST |
| Styrene | ND | | ug/L | 5.0 | 0.08 | 1 | 399527 | 04/01/26 | 04/01/26 | ZST |
| Bromoform | ND | | ug/L | 5.0 | 0.08 | 1 | 399527 | 04/01/26 | 04/01/26 | ZST |
| Isopropylbenzene | ND | | ug/L | 5.0 | 0.1 | 1 | 399527 | 04/01/26 | 04/01/26 | ZST |
| 1,1,2,2-Tetrachloroethane | ND | | ug/L | 5.0 | 0.2 | 1 | 399527 | 04/01/26 | 04/01/26 | ZST |
| 1,2,3-Trichloropropane | ND | | ug/L | 5.0 | 0.2 | 1 | 399527 | 04/01/26 | 04/01/26 | ZST |
| Propylbenzene | ND | | ug/L | 5.0 | 0.1 | 1 | 399527 | 04/01/26 | 04/01/26 | ZST |
| Bromobenzene | ND | | ug/L | 5.0 | 0.09 | 1 | 399527 | 04/01/26 | 04/01/26 | ZST |
| 1,3,5-Trimethylbenzene | ND | | ug/L | 5.0 | 0.1 | 1 | 399527 | 04/01/26 | 04/01/26 | ZST |
| 2-Chlorotoluene | ND | | ug/L | 5.0 | 0.1 | 1 | 399527 | 04/01/26 | 04/01/26 | ZST |
| 4-Chlorotoluene | ND | | ug/L | 5.0 | 0.1 | 1 | 399527 | 04/01/26 | 04/01/26 | ZST |
| tert-Butylbenzene | ND | | ug/L | 5.0 | 0.1 | 1 | 399527 | 04/01/26 | 04/01/26 | ZST |
| 1,2,4-Trimethylbenzene | ND | | ug/L | 5.0 | 0.1 | 1 | 399527 | 04/01/26 | 04/01/26 | ZST |
| sec-Butylbenzene | ND | | ug/L | 5.0 | 0.1 | 1 | 399527 | 04/01/26 | 04/01/26 | ZST |
| para-Isopropyl Toluene | ND | | ug/L | 5.0 | 0.1 | 1 | 399527 | 04/01/26 | 04/01/26 | ZST |
| 1,3-Dichlorobenzene | ND | | ug/L | 5.0 | 0.1 | 1 | 399527 | 04/01/26 | 04/01/26 | ZST |
| 1,4-Dichlorobenzene | ND | | ug/L | 5.0 | 0.2 | 1 | 399527 | 04/01/26 | 04/01/26 | ZST |
| n-Butylbenzene | ND | | ug/L | 5.0 | 0.1 | 1 | 399527 | 04/01/26 | 04/01/26 | ZST |
| 1,2-Dichlorobenzene | ND | | ug/L | 5.0 | 0.09 | 1 | 399527 | 04/01/26 | 04/01/26 | ZST |
| 1,2-Dibromo-3-Chloropropane | ND | | ug/L | 5.0 | 0.5 | 1 | 399527 | 04/01/26 | 04/01/26 | ZST |
| 1,2,4-Trichlorobenzene | ND | | ug/L | 5.0 | 0.2 | 1 | 399527 | 04/01/26 | 04/01/26 | ZST |
| Hexachlorobutadiene | ND | | ug/L | 5.0 | 0.2 | 1 | 399527 | 04/01/26 | 04/01/26 | ZST |
| 1,2,3-Trichlorobenzene | ND | | ug/L | 5.0 | 0.1 | 1 | 399527 | 04/01/26 | 04/01/26 | ZST |
| cis-1,4-Dichloro-2-butene | ND | | ug/L | 5.0 | 0.4 | 1 | 399527 | 04/01/26 | 04/01/26 | ZST |
| trans-1,4-Dichloro-2-butene | ND | | ug/L | 5.0 | 0.4 | 1 | 399527 | 04/01/26 | 04/01/26 | ZST |
| Xylene (total) | ND | | ug/L | 5.0 | | 1 | 399527 | 04/01/26 | 04/01/26 | ZST |
| **Surrogates** | | | | **Limits** | | | | | | |
| Dibromofluoromethane | 103% | | %REC | 70-130 | | 1 | 399527 | 04/01/26 | 04/01/26 | ZST |
| 1,2-Dichloroethane-d4 | 116% | | %REC | 70-130 | | 1 | 399527 | 04/01/26 | 04/01/26 | ZST |
| Toluene-d8 | 94% | | %REC | 70-130 | | 1 | 399527 | 04/01/26 | 04/01/26 | ZST |
| Bromofluorobenzene | 95% | | %REC | 70-130 | | 1 | 399527 | 04/01/26 | 04/01/26 | ZST |
| Method: EPA 8270C-SIM<br>Prep Method: EPA 3535 | | | | | | | | | | |
| 1,4-Dioxane | ND | | ug/L | 1.0 | 0.84 | 1 | 399592 | 04/01/26 | 04/02/26 | MSS |
| **Surrogates** | | | | **Limits** | | | | | | |
| 1,4-Dioxane-d8 (SUR) | 98% | | %REC | 80-120 | | 1 | 399592 | 04/01/26 | 04/02/26 | MSS |
| Method: EPA 8270E<br>Prep Method: EPA 3510C | | | | | | | | | | |



Results for any subcontracted analyses are not included in this section.

# Analysis Results for 556600

| 556600-002 Analyte | Result | Qual | Units | RL | MDL | DF | Batch | Prepared | Analyzed | Chemist |
|---|---|---|---|---|---|---|---|---|---|---|
| Carbazole | ND | | ug/L | 9.5 | 2.6 | 0.95 | 399683 | 04/02/26 | 04/03/26 | MSS |
| N-Nitrosodimethylamine | ND | | ug/L | 9.5 | 2.7 | 0.95 | 399683 | 04/02/26 | 04/03/26 | MSS |
| Aniline | ND | | ug/L | 9.5 | 2.7 | 0.95 | 399683 | 04/02/26 | 04/03/26 | MSS |
| bis(2-Chloroethyl)ether | ND | | ug/L | 24 | 3.5 | 0.95 | 399683 | 04/02/26 | 04/03/26 | MSS |
| 2-Chlorophenol | ND | | ug/L | 9.5 | 3.5 | 0.95 | 399683 | 04/02/26 | 04/03/26 | MSS |
| 1,3-Dichlorobenzene | ND | | ug/L | 9.5 | 3.1 | 0.95 | 399683 | 04/02/26 | 04/03/26 | MSS |
| 1,4-Dichlorobenzene | ND | | ug/L | 9.5 | 3.2 | 0.95 | 399683 | 04/02/26 | 04/03/26 | MSS |
| Benzyl alcohol | ND | | ug/L | 24 | 5.5 | 0.95 | 399683 | 04/02/26 | 04/03/26 | MSS |
| 1,2-Dichlorobenzene | ND | | ug/L | 9.5 | 3.2 | 0.95 | 399683 | 04/02/26 | 04/03/26 | MSS |
| bis(2-Chloroisopropyl) ether | ND | | ug/L | 9.5 | 3.7 | 0.95 | 399683 | 04/02/26 | 04/03/26 | MSS |
| N-Nitroso-di-n-propylamine | ND | | ug/L | 9.5 | 3.7 | 0.95 | 399683 | 04/02/26 | 04/03/26 | MSS |
| Hexachloroethane | ND | | ug/L | 9.5 | 2.9 | 0.95 | 399683 | 04/02/26 | 04/03/26 | MSS |
| Nitrobenzene | ND | | ug/L | 24 | 8.0 | 0.95 | 399683 | 04/02/26 | 04/03/26 | MSS |
| Isophorone | ND | | ug/L | 9.5 | 3.5 | 0.95 | 399683 | 04/02/26 | 04/03/26 | MSS |
| 2-Nitrophenol | ND | | ug/L | 9.5 | 5.2 | 0.95 | 399683 | 04/02/26 | 04/03/26 | MSS |
| 2,4-Dimethylphenol | ND | | ug/L | 9.5 | 3.1 | 0.95 | 399683 | 04/02/26 | 04/03/26 | MSS |
| bis(2-Chloroethoxy)methane | ND | | ug/L | 9.5 | 3.5 | 0.95 | 399683 | 04/02/26 | 04/03/26 | MSS |
| 2,4-Dichlorophenol | ND | | ug/L | 9.5 | 3.5 | 0.95 | 399683 | 04/02/26 | 04/03/26 | MSS |
| 1,2,4-Trichlorobenzene | ND | | ug/L | 9.5 | 3.3 | 0.95 | 399683 | 04/02/26 | 04/03/26 | MSS |
| 4-Chloroaniline | ND | | ug/L | 9.5 | 2.9 | 0.95 | 399683 | 04/02/26 | 04/03/26 | MSS |
| Hexachlorobutadiene | ND | | ug/L | 9.5 | 2.1 | 0.95 | 399683 | 04/02/26 | 04/03/26 | MSS |
| 4-Chloro-3-methylphenol | ND | | ug/L | 9.5 | 3.4 | 0.95 | 399683 | 04/02/26 | 04/03/26 | MSS |
| 2-Methylnaphthalene | ND | | ug/L | 9.5 | 3.2 | 0.95 | 399683 | 04/02/26 | 04/03/26 | MSS |
| Hexachlorocyclopentadiene | ND | | ug/L | 24 | 7.4 | 0.95 | 399683 | 04/02/26 | 04/03/26 | MSS |
| 2,4,6-Trichlorophenol | ND | | ug/L | 9.5 | 3.9 | 0.95 | 399683 | 04/02/26 | 04/03/26 | MSS |
| 2,4,5-Trichlorophenol | ND | | ug/L | 9.5 | 3.5 | 0.95 | 399683 | 04/02/26 | 04/03/26 | MSS |
| 2-Chloronaphthalene | ND | | ug/L | 9.5 | 3.3 | 0.95 | 399683 | 04/02/26 | 04/03/26 | MSS |
| 2-Nitroaniline | ND | | ug/L | 48 | 4.1 | 0.95 | 399683 | 04/02/26 | 04/03/26 | MSS |
| Dimethylphthalate | ND | | ug/L | 9.5 | 3.3 | 0.95 | 399683 | 04/02/26 | 04/03/26 | MSS |
| Acenaphthylene | ND | | ug/L | 9.5 | 3.7 | 0.95 | 399683 | 04/02/26 | 04/03/26 | MSS |
| 2,6-Dinitrotoluene | ND | | ug/L | 9.5 | 4.2 | 0.95 | 399683 | 04/02/26 | 04/03/26 | MSS |
| 3-Nitroaniline | ND | | ug/L | 9.5 | 3.8 | 0.95 | 399683 | 04/02/26 | 04/03/26 | MSS |
| Acenaphthene | ND | | ug/L | 9.5 | 3.1 | 0.95 | 399683 | 04/02/26 | 04/03/26 | MSS |
| 2,4-Dinitrophenol | ND | | ug/L | 48 | 14 | 0.95 | 399683 | 04/02/26 | 04/03/26 | MSS |
| 4-Nitrophenol | ND | | ug/L | 48 | 8.1 | 0.95 | 399683 | 04/02/26 | 04/03/26 | MSS |
| Dibenzofuran | ND | | ug/L | 9.5 | 3.1 | 0.95 | 399683 | 04/02/26 | 04/03/26 | MSS |
| 2,4-Dinitrotoluene | ND | | ug/L | 9.5 | 4.1 | 0.95 | 399683 | 04/02/26 | 04/03/26 | MSS |
| Diethylphthalate | ND | | ug/L | 9.5 | 2.8 | 0.95 | 399683 | 04/02/26 | 04/03/26 | MSS |
| Fluorene | ND | | ug/L | 9.5 | 3.0 | 0.95 | 399683 | 04/02/26 | 04/03/26 | MSS |
| 4-Chlorophenyl-phenylether | ND | | ug/L | 9.5 | 2.9 | 0.95 | 399683 | 04/02/26 | 04/03/26 | MSS |
| 4-Nitroaniline | ND | | ug/L | 9.5 | 3.2 | 0.95 | 399683 | 04/02/26 | 04/03/26 | MSS |
| 4,6-Dinitro-2-methylphenol | ND | | ug/L | 48 | 16 | 0.95 | 399683 | 04/02/26 | 04/03/26 | MSS |
| N-Nitrosodiphenylamine | ND | | ug/L | 9.5 | 3.8 | 0.95 | 399683 | 04/02/26 | 04/03/26 | MSS |
| 1,2-diphenylhydrazine (as azobenzene) | ND | | ug/L | 9.5 | 2.8 | 0.95 | 399683 | 04/02/26 | 04/03/26 | MSS |
| 4-Bromophenyl-phenylether | ND | | ug/L | 9.5 | 3.1 | 0.95 | 399683 | 04/02/26 | 04/03/26 | MSS |
| Hexachlorobenzene | ND | | ug/L | 9.5 | 2.9 | 0.95 | 399683 | 04/02/26 | 04/03/26 | MSS |
| Pentachlorophenol | ND | | ug/L | 24 | 5.4 | 0.95 | 399683 | 04/02/26 | 04/03/26 | MSS |
| Phenanthrene | ND | | ug/L | 9.5 | 2.8 | 0.95 | 399683 | 04/02/26 | 04/03/26 | MSS |
| Anthracene | ND | | ug/L | 9.5 | 2.7 | 0.95 | 399683 | 04/02/26 | 04/03/26 | MSS |
| Di-n-butylphthalate | ND | | ug/L | 9.5 | 2.9 | 0.95 | 399683 | 04/02/26 | 04/03/26 | MSS |
| Fluoranthene | ND | | ug/L | 9.5 | 2.7 | 0.95 | 399683 | 04/02/26 | 04/03/26 | MSS |



Results for any subcontracted analyses are not included in this section.

# Analysis Results for 556600

| 556600-002 Analyte | Result | Qual | Units | RL | MDL | DF | Batch | Prepared | Analyzed | Chemist |
|---|---|---|---|---|---|---|---|---|---|---|
| Benzidine | ND | | ug/L | 48 | 18 | 0.95 | 399683 | 04/02/26 | 04/03/26 | MSS |
| Pyrene | ND | | ug/L | 9.5 | 2.6 | 0.95 | 399683 | 04/02/26 | 04/03/26 | MSS |
| Butylbenzylphthalate | ND | | ug/L | 9.5 | 3.5 | 0.95 | 399683 | 04/02/26 | 04/03/26 | MSS |
| 3,3'-Dichlorobenzidine | ND | | ug/L | 24 | 4.9 | 0.95 | 399683 | 04/02/26 | 04/03/26 | MSS |
| Benzo(a)anthracene | ND | | ug/L | 9.5 | 2.3 | 0.95 | 399683 | 04/02/26 | 04/03/26 | MSS |
| Chrysene | ND | | ug/L | 9.5 | 2.4 | 0.95 | 399683 | 04/02/26 | 04/03/26 | MSS |
| bis(2-Ethylhexyl)phthalate | ND | | ug/L | 9.5 | 3.2 | 0.95 | 399683 | 04/02/26 | 04/03/26 | MSS |
| Di-n-octylphthalate | ND | | ug/L | 9.5 | 4.5 | 0.95 | 399683 | 04/02/26 | 04/03/26 | MSS |
| Benzo(b)fluoranthene | ND | | ug/L | 9.5 | 2.9 | 0.95 | 399683 | 04/02/26 | 04/03/26 | MSS |
| Benzo(k)fluoranthene | ND | | ug/L | 9.5 | 3.0 | 0.95 | 399683 | 04/02/26 | 04/03/26 | MSS |
| Benzo(a)pyrene | ND | | ug/L | 9.5 | 3.0 | 0.95 | 399683 | 04/02/26 | 04/03/26 | MSS |
| Indeno(1,2,3-cd)pyrene | ND | | ug/L | 9.5 | 4.0 | 0.95 | 399683 | 04/02/26 | 04/03/26 | MSS |
| Dibenz(a,h)anthracene | ND | | ug/L | 9.5 | 4.0 | 0.95 | 399683 | 04/02/26 | 04/03/26 | MSS |
| Benzo(g,h,i)perylene | ND | | ug/L | 9.5 | 3.9 | 0.95 | 399683 | 04/02/26 | 04/03/26 | MSS |
| **Surrogates** | | | | **Limits** | | | | | | |
| 2-Fluorophenol | 33% | | %REC | 15-120 | | 0.95 | 399683 | 04/02/26 | 04/03/26 | MSS |
| Phenol-d6 | 24% | | %REC | 15-120 | | 0.95 | 399683 | 04/02/26 | 04/03/26 | MSS |
| 2,4,6-Tribromophenol | 49% | | %REC | 15-140 | | 0.95 | 399683 | 04/02/26 | 04/03/26 | MSS |
| Nitrobenzene-d5 | 35% | | %REC | 15-123 | | 0.95 | 399683 | 04/02/26 | 04/03/26 | MSS |
| 2-Fluorobiphenyl | 35% | | %REC | 15-120 | | 0.95 | 399683 | 04/02/26 | 04/03/26 | MSS |
| Terphenyl-d14 | 33% | | %REC | 15-120 | | 0.95 | 399683 | 04/02/26 | 04/03/26 | MSS |
| Method: SM 4500-CN-E<br>Prep Method: METHOD | | | | | | | | | | |
| Cyanide | ND | | mg/L | 0.0050 | 0.0017 | 0.5 | 399576 | 04/01/26 | 04/02/26 | CKN |
| Method: SM 4500-S2-D<br>Prep Method: METHOD | | | | | | | | | | |
| Sulfide | ND | | mg/L | 0.10 | | 1 | 399610 | 04/01/26 | 04/01/26 | TXC |
| Method: SM 5310B<br>Prep Method: SM 5310B | | | | | | | | | | |
| Total Organic Carbon | **8.3** | | mg/L | 1.0 | 0.49 | 1 | 399558 | 04/01/26 | 04/01/26 | CKN |
| Method: SM 9221B<br>Prep Method: METHOD | | | | | | | | | | |
| Coliform, Total | **>1,600** | H | MPN/100ml | 1.8 | | 1 | 399674 | 04/01/26 14:00 | 04/05/26 11:10 | LXT |
| Method: SM 9221F | | | | | | | | | | |
| Coliform, E. Coli | **700** | H | MPN/100ml | 1.8 | | 1 | 399674 | 04/01/26 14:00 | 04/04/26 12:02 | LXT |
| Method: SM2130B | | | | | | | | | | |
| Turbidity | **1,800** | | NTU | 0.20 | 0.12 | 1 | 399575 | 04/01/26 20:28 | 04/01/26 20:28 | CDR |
| Method: SM2320B<br>Prep Method: METHOD | | | | | | | | | | |
| Bicarbonate | **94** | | mg/L | 4.0 | | 1.7 | 399563 | 04/01/26 | 04/01/26 | WWC |
| Alkalinity, Total as CaCO3 | **77** | | mg/L | 3.3 | | 1.7 | 399563 | 04/01/26 | 04/01/26 | WWC |
| Method: SM2510B<br>Prep Method: METHOD | | | | | | | | | | |
| Specific Conductance | **580** | | umhos/cm | 1.0 | | 1 | 399614 | 04/01/26 | 04/01/26 | CDR |
| Method: SM2540C<br>Prep Method: METHOD | | | | | | | | | | |
| Total Dissolved Solids | **570** | | mg/L | 20 | | 2 | 399613 | 04/01/26 | 04/02/26 | CDR |



Results for any subcontracted analyses are not included in this section.

# Analysis Results for 556600

| 556600-002 Analyte | Result | Qual | Units | RL | MDL | DF | Batch | Prepared | Analyzed | Chemist |
|---|---|---|---|---|---|---|---|---|---|---|
| Method: SM2540D<br>Prep Method: METHOD | | | | | | | | | | |
| Total Suspended Solids | **1,100** | | mg/L | 0.5 | | 1 | 399615 | 04/01/26 | 04/02/26 | CKN |
| Method: SM5210B<br>Prep Method: METHOD | | | | | | | | | | |
| Biochemical Oxygen Demand | **4.2** | | mg/L | 3.0 | | 1 | 399529 | 04/01/26 11:00 | 04/06/26 16:12 | AAB |
| Method: SM5220D<br>Prep Method: SM 5220D | | | | | | | | | | |
| Chemical Oxygen Demand | **47** | | mg/L | 4.0 | 2.6 | 1 | 399559 | 04/01/26 | 04/01/26 | RDL |

* Value is outside QC limits
> Value exceeds indicated concentration
H Holding time was exceeded
J Estimated value
ND Not Detected



Results for any subcontracted analyses are not included in this section.

Onterris ENTHALPY ANALYTICAL

# Batch QC

| Type: Blank | Lab ID: QC1354974 | Batch: 399445 |
|---|---|---|
| Matrix: Water | Method: EPA 1664A | Prep Method: METHOD |

| QC1354974 Analyte | Result | Qual | Units | RL | MDL | Prepared | Analyzed |
|---|---|---|---|---|---|---|---|
| Total Oil and Grease | ND | | mg/L | 5.0 | 0.97 | 03/31/26 | 04/01/26 |

| Type: Lab Control Sample | Lab ID: QC1354975 | Batch: 399445 |
|---|---|---|
| Matrix: Water | Method: EPA 1664A | Prep Method: METHOD |

| QC1354975 Analyte | Result | Spiked | Units | Recovery | Qual | Limits |
|---|---|---|---|---|---|---|
| Total Oil and Grease | 36.60 | 40.00 | mg/L | 92% | | 78-114 |

| Type: Lab Control Sample Duplicate | Lab ID: QC1354976 | Batch: 399445 |
|---|---|---|
| Matrix: Water | Method: EPA 1664A | Prep Method: METHOD |

| QC1354976 Analyte | Result | Spiked | Units | Recovery | Qual | Limits | RPD | RPD Lim |
|---|---|---|---|---|---|---|---|---|
| Total Oil and Grease | 36.70 | 40.00 | mg/L | 92% | | 78-114 | 0 | 18 |

| Type: Blank | Lab ID: QC1355382 | Batch: 399551 |
|---|---|---|
| Matrix: Water | Method: EPA 200.7 | Prep Method: EPA 3015A |

| QC1355382 Analyte | Result | Qual | Units | RL | MDL | Prepared | Analyzed |
|---|---|---|---|---|---|---|---|
| Calcium | ND | | mg/L | 0.10 | 0.0095 | 04/01/26 | 04/01/26 |
| Iron | ND | | mg/L | 0.020 | 0.017 | 04/01/26 | 04/01/26 |
| Magnesium | ND | | mg/L | 0.10 | 0.017 | 04/01/26 | 04/01/26 |
| Potassium | ND | | mg/L | 0.50 | 0.20 | 04/01/26 | 04/01/26 |
| Sodium | ND | | mg/L | 0.50 | 0.017 | 04/01/26 | 04/01/26 |

| Type: Lab Control Sample | Lab ID: QC1355383 | Batch: 399551 |
|---|---|---|
| Matrix: Water | Method: EPA 200.7 | Prep Method: EPA 3015A |

| QC1355383 Analyte | Result | Spiked | Units | Recovery | Qual | Limits |
|---|---|---|---|---|---|---|
| Calcium | 21.94 | 20.40 | mg/L | 108% | | 85-115 |
| Iron | 0.3936 | 0.4000 | mg/L | 98% | | 85-115 |
| Magnesium | 22.90 | 20.40 | mg/L | 112% | | 85-115 |
| Potassium | 24.22 | 24.00 | mg/L | 101% | | 85-115 |
| Sodium | 20.22 | 20.40 | mg/L | 99% | | 85-115 |

# Batch QC

| Type: | Matrix Spike | Lab ID: | QC1355384 | Batch: | 399551 |
|---|---|---|---|---|---|
| Matrix (Source ID): | Water (556562-001) | Method: | EPA 200.7 | Prep Method: | EPA 3015A |

| QC1355384 Analyte | Result | Source Sample Result | Spiked | Units | Recovery | Qual | Limits | DF |
|---|---|---|---|---|---|---|---|---|
| Calcium | 46.43 | 27.12 | 20.40 | mg/L | 95% | | 75-125 | 1 |
| Iron | 0.4709 | 0.08844 | 0.4000 | mg/L | 96% | | 75-125 | 1 |
| Magnesium | 23.38 | 3.790 | 20.40 | mg/L | 96% | | 75-125 | 1 |
| Potassium | 136.8 | 114.3 | 24.00 | mg/L | 94% | NM | 75-125 | 1 |
| Sodium | 516.9 | 503.8 | 20.40 | mg/L | 64% | NM | 75-125 | 1 |

| Type: | Matrix Spike Duplicate | Lab ID: | QC1355385 | Batch: | 399551 |
|---|---|---|---|---|---|
| Matrix (Source ID): | Water (556562-001) | Method: | EPA 200.7 | Prep Method: | EPA 3015A |

| QC1355385 Analyte | Result | Source Sample Result | Spiked | Units | Recovery | Qual | Limits | RPD | RPD Lim | DF |
|---|---|---|---|---|---|---|---|---|---|---|
| Calcium | 47.32 | 27.12 | 20.40 | mg/L | 99% | | 75-125 | 2 | 20 | 1 |
| Iron | 0.4767 | 0.08844 | 0.4000 | mg/L | 97% | | 75-125 | 1 | 20 | 1 |
| Magnesium | 24.22 | 3.790 | 20.40 | mg/L | 100% | | 75-125 | 4 | 20 | 1 |
| Potassium | 137.9 | 114.3 | 24.00 | mg/L | 98% | NM | 75-125 | 1 | 20 | 1 |
| Sodium | 517.5 | 503.8 | 20.40 | mg/L | 67% | NM | 75-125 | 0 | 20 | 1 |

| Type: | Serial Dilution | Lab ID: | QC1355421 | Batch: | 399551 |
|---|---|---|---|---|---|
| Matrix (Source ID): | Water (556600-001) | Method: | EPA 200.7 | Prep Method: | EPA 3015A |

| QC1355421 Analyte | Result | Source Sample Result | Units | Qual | RPD | RPD Lim | DF |
|---|---|---|---|---|---|---|---|
| Calcium | 199.0 | 189.7 | mg/L | | | | 5 |
| Iron | 152.4 | 150.6 | mg/L | | | | 50 |
| Magnesium | 65.09 | 62.22 | mg/L | | | | 5 |
| Potassium | 29.05 | 29.48 | mg/L | | | | 5 |
| Sodium | 53.47 | 53.18 | mg/L | | | | 5 |

# Batch QC

| | | | | | |
|---|---|---|---|---|---|
| **Type:** | **Blank** | **Lab ID:** | **QC1355393** | **Batch:** | **399554** |
| **Matrix:** | **Water** | **Method:** | **EPA 200.8** | **Prep Method:** | **EPA 3015A** |

| QC1355393 Analyte | Result | Qual | Units | RL | MDL | Prepared | Analyzed |
|---|---|---|---|---|---|---|---|
| Antimony | ND | | ug/L | 2.0 | 1.0 | 04/01/26 | 04/01/26 |
| Arsenic | ND | | ug/L | 2.0 | 0.27 | 04/01/26 | 04/01/26 |
| Barium | ND | | ug/L | 5.0 | 0.44 | 04/01/26 | 04/01/26 |
| Beryllium | ND | | ug/L | 1.0 | 0.060 | 04/01/26 | 04/01/26 |
| Boron | ND | | ug/L | 10 | 7.7 | 04/01/26 | 04/01/26 |
| Cadmium | ND | | ug/L | 1.0 | 0.072 | 04/01/26 | 04/01/26 |
| Chromium | ND | | ug/L | 5.0 | 0.43 | 04/01/26 | 04/01/26 |
| Cobalt | ND | | ug/L | 1.0 | 0.090 | 04/01/26 | 04/01/26 |
| Copper | ND | | ug/L | 3.0 | 0.96 | 04/01/26 | 04/01/26 |
| Lead | ND | | ug/L | 5.0 | 0.23 | 04/01/26 | 04/01/26 |
| Manganese | ND | | ug/L | 10 | 3.8 | 04/01/26 | 04/01/26 |
| Nickel | ND | | ug/L | 5.0 | 1.3 | 04/01/26 | 04/01/26 |
| Selenium | ND | | ug/L | 2.0 | 1.9 | 04/01/26 | 04/01/26 |
| Silver | ND | | ug/L | 5.0 | 0.37 | 04/01/26 | 04/01/26 |
| Thallium | ND | | ug/L | 1.0 | 0.25 | 04/01/26 | 04/01/26 |
| Tin | ND | | ug/L | 5.0 | 1.5 | 04/01/26 | 04/01/26 |
| Vanadium | ND | | ug/L | 5.0 | 0.36 | 04/01/26 | 04/01/26 |
| Zinc | ND | | ug/L | 10 | 7.6 | 04/01/26 | 04/01/26 |

| | | | | | |
|---|---|---|---|---|---|
| **Type:** | **Lab Control Sample** | **Lab ID:** | **QC1355394** | **Batch:** | **399554** |
| **Matrix:** | **Water** | **Method:** | **EPA 200.8** | **Prep Method:** | **EPA 3015A** |

| QC1355394 Analyte | Result | Spiked | Units | Recovery | Qual | Limits |
|---|---|---|---|---|---|---|
| Antimony | 96.45 | 100.0 | ug/L | 96% | | 85-115 |
| Arsenic | 95.85 | 100.0 | ug/L | 96% | | 85-115 |
| Barium | 92.62 | 100.0 | ug/L | 93% | | 85-115 |
| Beryllium | 99.02 | 100.0 | ug/L | 99% | | 85-115 |
| Boron | 86.71 | 100.0 | ug/L | 87% | | 85-115 |
| Cadmium | 93.47 | 100.0 | ug/L | 93% | | 85-115 |
| Chromium | 97.61 | 100.0 | ug/L | 98% | | 85-115 |
| Cobalt | 99.52 | 100.0 | ug/L | 100% | | 85-115 |
| Copper | 100.4 | 100.0 | ug/L | 100% | | 85-115 |
| Lead | 94.29 | 100.0 | ug/L | 94% | | 85-115 |
| Manganese | 100.4 | 100.0 | ug/L | 100% | | 85-115 |
| Nickel | 99.38 | 100.0 | ug/L | 99% | | 85-115 |
| Selenium | 99.02 | 100.0 | ug/L | 99% | | 85-115 |
| Silver | 46.14 | 50.00 | ug/L | 92% | | 85-115 |
| Thallium | 96.00 | 100.0 | ug/L | 96% | | 85-115 |
| Tin | 90.99 | 100.0 | ug/L | 91% | | 85-115 |
| Vanadium | 97.88 | 100.0 | ug/L | 98% | | 85-115 |
| Zinc | 95.72 | 100.0 | ug/L | 96% | | 85-115 |

# Batch QC

| Type: | Matrix Spike | Lab ID: | QC1355395 | Batch: | 399554 |
|---|---|---|---|---|---|
| Matrix (Source ID): | Water (556461-001) | Method: | EPA 200.8 | Prep Method: | EPA 3015A |

| QC1355395 Analyte | Result | Source Sample Result | Spiked | Units | Recovery | Qual | Limits | DF |
|---|---|---|---|---|---|---|---|---|
| Antimony | 100.0 | ND | 100.0 | ug/L | 100% | | 70-130 | 10 |
| Arsenic | 101.4 | 1.780 | 100.0 | ug/L | 100% | | 70-130 | 10 |
| Barium | 223.3 | 130.2 | 100.0 | ug/L | 93% | | 70-130 | 10 |
| Beryllium | 95.83 | ND | 100.0 | ug/L | 96% | | 70-130 | 10 |
| Boron | 388.3 | 275.3 | 100.0 | ug/L | 113% | NM | 70-130 | 10 |
| Cadmium | 95.26 | ND | 100.0 | ug/L | 95% | | 70-130 | 10 |
| Chromium | 101.1 | 0.9730 | 100.0 | ug/L | 100% | | 70-130 | 10 |
| Cobalt | 97.11 | ND | 100.0 | ug/L | 97% | | 70-130 | 10 |
| Copper | 136.3 | 32.82 | 100.0 | ug/L | 104% | | 70-130 | 10 |
| Lead | 94.82 | 2.724 | 100.0 | ug/L | 92% | | 70-130 | 10 |
| Manganese | 98.35 | ND | 100.0 | ug/L | 98% | | 70-130 | 10 |
| Nickel | 103.7 | 2.924 | 100.0 | ug/L | 101% | | 70-130 | 10 |
| Selenium | 103.8 | 2.500 | 100.0 | ug/L | 101% | | 70-130 | 10 |
| Silver | 47.53 | ND | 50.00 | ug/L | 95% | | 70-130 | 10 |
| Thallium | 98.01 | ND | 100.0 | ug/L | 98% | | 70-130 | 10 |
| Tin | 94.74 | ND | 100.0 | ug/L | 95% | | 70-130 | 10 |
| Vanadium | 114.3 | 16.99 | 100.0 | ug/L | 97% | | 70-130 | 10 |
| Zinc | 141.1 | 44.37 | 100.0 | ug/L | 97% | | 70-130 | 10 |

| Type: | Matrix Spike Duplicate | Lab ID: | QC1355396 | Batch: | 399554 |
|---|---|---|---|---|---|
| Matrix (Source ID): | Water (556461-001) | Method: | EPA 200.8 | Prep Method: | EPA 3015A |

| QC1355396 Analyte | Result | Source Sample Result | Spiked | Units | Recovery | Qual | Limits | RPD | RPD Lim | DF |
|---|---|---|---|---|---|---|---|---|---|---|
| Antimony | 100.3 | ND | 100.0 | ug/L | 100% | | 70-130 | 0 | 20 | 10 |
| Arsenic | 98.47 | 1.780 | 100.0 | ug/L | 97% | | 70-130 | 3 | 20 | 10 |
| Barium | 226.2 | 130.2 | 100.0 | ug/L | 96% | | 70-130 | 1 | 20 | 10 |
| Beryllium | 97.82 | ND | 100.0 | ug/L | 98% | | 70-130 | 2 | 20 | 10 |
| Boron | 395.5 | 275.3 | 100.0 | ug/L | 120% | NM | 70-130 | 2 | 20 | 10 |
| Cadmium | 92.46 | ND | 100.0 | ug/L | 92% | | 70-130 | 3 | 20 | 10 |
| Chromium | 98.31 | 0.9730 | 100.0 | ug/L | 97% | | 70-130 | 3 | 20 | 10 |
| Cobalt | 97.47 | ND | 100.0 | ug/L | 97% | | 70-130 | 0 | 20 | 10 |
| Copper | 127.5 | 32.82 | 100.0 | ug/L | 95% | | 70-130 | 7 | 20 | 10 |
| Lead | 93.60 | 2.724 | 100.0 | ug/L | 91% | | 70-130 | 1 | 20 | 10 |
| Manganese | 96.84 | ND | 100.0 | ug/L | 97% | | 70-130 | 2 | 20 | 10 |
| Nickel | 100.4 | 2.924 | 100.0 | ug/L | 97% | | 70-130 | 3 | 20 | 10 |
| Selenium | 106.9 | 2.500 | 100.0 | ug/L | 104% | | 70-130 | 3 | 20 | 10 |
| Silver | 46.01 | ND | 50.00 | ug/L | 92% | | 70-130 | 3 | 20 | 10 |
| Thallium | 93.48 | ND | 100.0 | ug/L | 93% | | 70-130 | 5 | 20 | 10 |
| Tin | 97.00 | ND | 100.0 | ug/L | 97% | | 70-130 | 2 | 20 | 10 |
| Vanadium | 111.1 | 16.99 | 100.0 | ug/L | 94% | | 70-130 | 3 | 20 | 10 |
| Zinc | 140.8 | 44.37 | 100.0 | ug/L | 96% | | 70-130 | 0 | 20 | 10 |

# Batch QC

| Type: Blank | Lab ID: QC1355254 | Batch: 399524 |
|---|---|---|
| Matrix: Water | Method: EPA 245.1 | Prep Method: EPA 245.1 |

| QC1355254 Analyte | Result | Qual | Units | RL | MDL | Prepared | Analyzed |
|---|---|---|---|---|---|---|---|
| Mercury | ND | | ug/L | 0.40 | 0.091 | 04/01/26 | 04/01/26 |

| Type: Lab Control Sample | Lab ID: QC1355255 | Batch: 399524 |
|---|---|---|
| Matrix: Water | Method: EPA 245.1 | Prep Method: EPA 245.1 |

| QC1355255 Analyte | Result | Spiked | Units | Recovery | Qual | Limits |
|---|---|---|---|---|---|---|
| Mercury | 4.914 | 5.000 | ug/L | 98% | | 85-115 |

| Type: Matrix Spike | Lab ID: QC1355256 | Batch: 399524 |
|---|---|---|
| Matrix (Source ID): Water (556558-002) | Method: EPA 245.1 | Prep Method: EPA 245.1 |

| QC1355256 Analyte | Result | Source Sample Result | Spiked | Units | Recovery | Qual | Limits | DF |
|---|---|---|---|---|---|---|---|---|
| Mercury | 964.7 | ND | 1000 | ug/L | 96% | | 75-125 | 200 |

| Type: Matrix Spike Duplicate | Lab ID: QC1355257 | Batch: 399524 |
|---|---|---|
| Matrix (Source ID): Water (556558-002) | Method: EPA 245.1 | Prep Method: EPA 245.1 |

| QC1355257 Analyte | Result | Source Sample Result | Spiked | Units | Recovery | Qual | Limits | RPD | RPD Lim | DF |
|---|---|---|---|---|---|---|---|---|---|---|
| Mercury | 951.4 | ND | 1000 | ug/L | 95% | | 75-125 | 1 | 20 | 200 |

| Type: Blank | Lab ID: QC1355363 | Batch: 399548 |
|---|---|---|
| Matrix: Water | Method: EPA 300.0 | Prep Method: METHOD |

| QC1355363 Analyte | Result | Qual | Units | RL | MDL | Prepared | Analyzed |
|---|---|---|---|---|---|---|---|
| Fluoride | ND | | mg/L | 0.20 | 0.059 | 04/01/26 10:43 | 04/01/26 11:48 |
| Chloride | ND | | mg/L | 1.0 | 0.26 | 04/01/26 10:43 | 04/01/26 11:48 |
| Nitrogen, Nitrite | ND | | mg/L | 0.10 | 0.02 | 04/01/26 10:43 | 04/01/26 11:48 |
| Bromide | ND | | mg/L | 0.30 | 0.061 | 04/01/26 10:43 | 04/01/26 11:48 |
| Nitrogen, Nitrate | ND | | mg/L | 0.10 | 0.05 | 04/01/26 10:43 | 04/01/26 11:48 |
| Sulfate | ND | | mg/L | 1.0 | 0.18 | 04/01/26 10:43 | 04/01/26 11:48 |

| Type: Lab Control Sample | Lab ID: QC1355364 | Batch: 399548 |
|---|---|---|
| Matrix: Water | Method: EPA 300.0 | Prep Method: METHOD |

| QC1355364 Analyte | Result | Spiked | Units | Recovery | Qual | Limits |
|---|---|---|---|---|---|---|
| Fluoride | 10.22 | 10.00 | mg/L | 102% | | 90-110 |
| Chloride | 48.33 | 50.00 | mg/L | 97% | | 90-110 |
| Nitrogen, Nitrite | 4.574 | 4.567 | mg/L | 100% | | 90-110 |
| Bromide | 15.32 | 15.00 | mg/L | 102% | | 90-110 |
| Nitrogen, Nitrate | 4.651 | 4.518 | mg/L | 103% | | 90-110 |
| Sulfate | 25.82 | 25.00 | mg/L | 103% | | 90-110 |

# Batch QC

| Type: | Matrix Spike | Lab ID: | QC1355365 | Batch: | 399548 |
|---|---|---|---|---|---|
| Matrix (Source ID): | Water (556563-001) | Method: | EPA 300.0 | Prep Method: | METHOD |

| QC1355365 Analyte | Result | Source Sample Result | Spiked | Units | Recovery | Qual | Limits | DF |
|---|---|---|---|---|---|---|---|---|
| Fluoride | 22.08 | 0.1471 | 20.00 | mg/L | 110% | | 80-129 | 1 |
| Chloride | 109.7 | 4.600 | 100.0 | mg/L | 105% | | 80-123 | 1 |
| Nitrogen, Nitrite | 9.568 | ND | 9.134 | mg/L | 105% | | 80-122 | 1 |
| Bromide | 15.81 | ND | 15.00 | mg/L | 105% | | 80-121 | 1 |
| Nitrogen, Nitrate | 9.637 | ND | 9.036 | mg/L | 107% | | 80-123 | 1 |
| Sulfate | 177.5 | 127.7 | 50.00 | mg/L | 100% | E | 79-124 | 1 |

| Type: | Matrix Spike Duplicate | Lab ID: | QC1355366 | Batch: | 399548 |
|---|---|---|---|---|---|
| Matrix (Source ID): | Water (556563-001) | Method: | EPA 300.0 | Prep Method: | METHOD |

| QC1355366 Analyte | Result | Source Sample Result | Spiked | Units | Recovery | Qual | Limits | RPD | RPD Lim | DF |
|---|---|---|---|---|---|---|---|---|---|---|
| Fluoride | 20.77 | 0.1471 | 20.00 | mg/L | 103% | | 80-129 | 6 | 21 | 1 |
| Chloride | 105.9 | 4.600 | 100.0 | mg/L | 101% | | 80-123 | 4 | 20 | 1 |
| Nitrogen, Nitrite | 9.206 | ND | 9.134 | mg/L | 101% | | 80-122 | 4 | 21 | 1 |
| Bromide | 15.25 | ND | 15.00 | mg/L | 102% | | 80-121 | 4 | 20 | 1 |
| Nitrogen, Nitrate | 9.251 | ND | 9.036 | mg/L | 102% | | 80-123 | 4 | 20 | 1 |
| Sulfate | 172.7 | 127.7 | 50.00 | mg/L | 90% | E | 79-124 | | 20 | 1 |

| Type: | Matrix Spike | Lab ID: | QC1355367 | Batch: | 399548 |
|---|---|---|---|---|---|
| Matrix (Source ID): | Water (556570-001) | Method: | EPA 300.0 | Prep Method: | METHOD |

| QC1355367 Analyte | Result | Source Sample Result | Spiked | Units | Recovery | Qual | Limits | DF |
|---|---|---|---|---|---|---|---|---|
| Fluoride | 21.30 | 0.5465 | 20.00 | mg/L | 104% | | 80-129 | 1 |
| Chloride | 107.5 | 5.213 | 100.0 | mg/L | 102% | | 80-123 | 1 |
| Nitrogen, Nitrite | 9.212 | ND | 9.134 | mg/L | 101% | | 80-122 | 1 |
| Bromide | 15.43 | ND | 15.00 | mg/L | 103% | | 80-121 | 1 |
| Nitrogen, Nitrate | 9.471 | 0.07417 | 9.036 | mg/L | 104% | | 80-123 | 1 |
| Sulfate | 59.25 | 8.884 | 50.00 | mg/L | 101% | | 79-124 | 1 |

| Type: | Matrix Spike Duplicate | Lab ID: | QC1355368 | Batch: | 399548 |
|---|---|---|---|---|---|
| Matrix (Source ID): | Water (556570-001) | Method: | EPA 300.0 | Prep Method: | METHOD |

| QC1355368 Analyte | Result | Source Sample Result | Spiked | Units | Recovery | Qual | Limits | RPD | RPD Lim | DF |
|---|---|---|---|---|---|---|---|---|---|---|
| Fluoride | 21.04 | 0.5465 | 20.00 | mg/L | 102% | | 80-129 | 1 | 21 | 1 |
| Chloride | 106.5 | 5.213 | 100.0 | mg/L | 101% | | 80-123 | 1 | 20 | 1 |
| Nitrogen, Nitrite | 9.114 | ND | 9.134 | mg/L | 100% | | 80-122 | 1 | 21 | 1 |
| Bromide | 15.29 | ND | 15.00 | mg/L | 102% | | 80-121 | 1 | 20 | 1 |
| Nitrogen, Nitrate | 9.343 | 0.07417 | 9.036 | mg/L | 103% | | 80-123 | 1 | 20 | 1 |
| Sulfate | 58.43 | 8.884 | 50.00 | mg/L | 99% | | 79-124 | 1 | 20 | 1 |

# Batch QC

| Type: Blank | Lab ID: QC1355397 | Batch: 399555 |
|---|---|---|
| Matrix: Water | Method: EPA 350.1 | Prep Method: METHOD |

| QC1355397 Analyte | Result | Qual | Units | RL | MDL | Prepared | Analyzed |
|---|---|---|---|---|---|---|---|
| Ammonia-N | ND | | mg/L | 0.10 | 0.068 | 04/01/26 | 04/01/26 |

| Type: Lab Control Sample | Lab ID: QC1355398 | Batch: 399555 |
|---|---|---|
| Matrix: Water | Method: EPA 350.1 | Prep Method: METHOD |

| QC1355398 Analyte | Result | Spiked | Units | Recovery | Qual | Limits |
|---|---|---|---|---|---|---|
| Ammonia-N | 1.042 | 1.000 | mg/L | 104% | | 90-110 |

| Type: Matrix Spike | Lab ID: QC1355401 | Batch: 399555 |
|---|---|---|
| Matrix (Source ID): Water (556492-001) | Method: EPA 350.1 | Prep Method: METHOD |

| QC1355401 Analyte | Result | Source Sample Result | Spiked | Units | Recovery | Qual | Limits | DF |
|---|---|---|---|---|---|---|---|---|
| Ammonia-N | 64.38 | 60.80 | 1.000 | mg/L | | NM | 90-110 | 90 |

| Type: Matrix Spike Duplicate | Lab ID: QC1355402 | Batch: 399555 |
|---|---|---|
| Matrix (Source ID): Water (556492-001) | Method: EPA 350.1 | Prep Method: METHOD |

| QC1355402 Analyte | Result | Source Sample Result | Spiked | Units | Recovery | Qual | Limits | RPD | RPD Lim | DF |
|---|---|---|---|---|---|---|---|---|---|---|
| Ammonia-N | 63.76 | 60.80 | 1.000 | mg/L | | NM | 90-110 | 1 | 20 | 90 |

| Type: Blank | Lab ID: QC1355802 | Batch: 399655 |
|---|---|---|
| Matrix: Water | Method: EPA 420.1 | Prep Method: METHOD |

| QC1355802 Analyte | Result | Qual | Units | RL | MDL | Prepared | Analyzed |
|---|---|---|---|---|---|---|---|
| Total Phenolics | ND | | mg/L | 0.010 | 0.0056 | 04/02/26 | 04/02/26 |

| Type: Lab Control Sample | Lab ID: QC1355803 | Batch: 399655 |
|---|---|---|
| Matrix: Water | Method: EPA 420.1 | Prep Method: METHOD |

| QC1355803 Analyte | Result | Spiked | Units | Recovery | Qual | Limits |
|---|---|---|---|---|---|---|
| Total Phenolics | 0.08100 | 0.08000 | mg/L | 101% | | 80-120 |

| Type: Lab Control Sample Duplicate | Lab ID: QC1355804 | Batch: 399655 |
|---|---|---|
| Matrix: Water | Method: EPA 420.1 | Prep Method: METHOD |

| QC1355804 Analyte | Result | Spiked | Units | Recovery | Qual | Limits | RPD | RPD Lim |
|---|---|---|---|---|---|---|---|---|
| Total Phenolics | 0.07600 | 0.08000 | mg/L | 95% | | 80-120 | 6 | 20 |

# Batch QC

**Type:** Blank **Lab ID:** QC1355882 **Batch:** 399683
**Matrix:** Water

| QC1355882 Analyte | Result | Qual | Units | RL | MDL | Prepared | Analyzed |
|---|---|---|---|---|---|---|---|
| Method: EPA 625.1<br>Prep Method: EPA 3510C | | | | | | | |
| a-Terpineol | ND | | ug/L | 10 | 2.1 | 04/02/26 | 04/03/26 |
| Benzoic acid | ND | | ug/L | 50 | 11 | 04/02/26 | 04/02/26 |
| 2-Methylphenol | ND | | ug/L | 10 | 3.2 | 04/02/26 | 04/02/26 |
| Pyridine | ND | | ug/L | 10 | 2.8 | 04/02/26 | 04/02/26 |
| Phenol | ND | | ug/L | 10 | 2.1 | 04/02/26 | 04/02/26 |
| Naphthalene | ND | | ug/L | 10 | 3.6 | 04/02/26 | 04/02/26 |
| 3-,4-Methylphenol | ND | | ug/L | 10 | 3.0 | 04/02/26 | 04/02/26 |
| Cresol | ND | | ug/L | 10 | | 04/02/26 | 04/02/26 |
| **Surrogates** | | | | **Limits** | | | |
| 2-Fluorophenol | 53% | | %REC | 36-95 | | 04/02/26 | 04/02/26 |
| Phenol-d6 | 38% | | %REC | 28-82 | | 04/02/26 | 04/02/26 |
| 2,4,6-Tribromophenol | 93% | | %REC | 61-140 | | 04/02/26 | 04/02/26 |
| Nitrobenzene-d5 | 83% | | %REC | 48-123 | | 04/02/26 | 04/02/26 |
| 2-Fluorobiphenyl | 73% | | %REC | 51-105 | | 04/02/26 | 04/02/26 |
| Terphenyl-d14 | 78% | | %REC | 65-117 | | 04/02/26 | 04/02/26 |
| Method: EPA 8270E<br>Prep Method: EPA 3510C | | | | | | | |
| Carbazole | ND | | ug/L | 10 | 2.8 | 04/02/26 | 04/02/26 |
| N-Nitrosodimethylamine | ND | | ug/L | 10 | 2.9 | 04/02/26 | 04/02/26 |
| Aniline | ND | | ug/L | 10 | 2.8 | 04/02/26 | 04/02/26 |
| bis(2-Chloroethyl)ether | ND | | ug/L | 25 | 3.7 | 04/02/26 | 04/02/26 |
| 2-Chlorophenol | ND | | ug/L | 10 | 3.6 | 04/02/26 | 04/02/26 |
| 1,3-Dichlorobenzene | ND | | ug/L | 10 | 3.3 | 04/02/26 | 04/02/26 |
| 1,4-Dichlorobenzene | ND | | ug/L | 10 | 3.4 | 04/02/26 | 04/02/26 |
| Benzyl alcohol | ND | | ug/L | 25 | 5.8 | 04/02/26 | 04/02/26 |
| 1,2-Dichlorobenzene | ND | | ug/L | 10 | 3.3 | 04/02/26 | 04/02/26 |
| bis(2-Chloroisopropyl) ether | ND | | ug/L | 10 | 3.8 | 04/02/26 | 04/02/26 |
| N-Nitroso-di-n-propylamine | ND | | ug/L | 10 | 3.9 | 04/02/26 | 04/02/26 |
| Hexachloroethane | ND | | ug/L | 10 | 3.0 | 04/02/26 | 04/02/26 |
| Nitrobenzene | ND | | ug/L | 25 | 8.4 | 04/02/26 | 04/02/26 |
| Isophorone | ND | | ug/L | 10 | 3.7 | 04/02/26 | 04/02/26 |
| 2-Nitrophenol | ND | | ug/L | 10 | 5.4 | 04/02/26 | 04/02/26 |
| 2,4-Dimethylphenol | ND | | ug/L | 10 | 3.2 | 04/02/26 | 04/02/26 |
| bis(2-Chloroethoxy)methane | ND | | ug/L | 10 | 3.7 | 04/02/26 | 04/02/26 |
| 2,4-Dichlorophenol | ND | | ug/L | 10 | 3.7 | 04/02/26 | 04/02/26 |
| 1,2,4-Trichlorobenzene | ND | | ug/L | 10 | 3.4 | 04/02/26 | 04/02/26 |
| 4-Chloroaniline | ND | | ug/L | 10 | 3.1 | 04/02/26 | 04/02/26 |
| Hexachlorobutadiene | ND | | ug/L | 10 | 2.2 | 04/02/26 | 04/02/26 |
| 4-Chloro-3-methylphenol | ND | | ug/L | 10 | 3.6 | 04/02/26 | 04/02/26 |
| 2-Methylnaphthalene | ND | | ug/L | 10 | 3.4 | 04/02/26 | 04/02/26 |
| Hexachlorocyclopentadiene | ND | | ug/L | 25 | 7.8 | 04/02/26 | 04/02/26 |
| 2,4,6-Trichlorophenol | ND | | ug/L | 10 | 4.1 | 04/02/26 | 04/02/26 |
| 2,4,5-Trichlorophenol | ND | | ug/L | 10 | 3.7 | 04/02/26 | 04/02/26 |
| 2-Chloronaphthalene | ND | | ug/L | 10 | 3.4 | 04/02/26 | 04/02/26 |
| 2-Nitroaniline | ND | | ug/L | 50 | 4.3 | 04/02/26 | 04/02/26 |

# Batch QC

| QC1355882 Analyte | Result | Qual | Units | RL | MDL | Prepared | Analyzed |
|---|---|---|---|---|---|---|---|
| Dimethylphthalate | ND | | ug/L | 10 | 3.4 | 04/02/26 | 04/02/26 |
| Acenaphthylene | ND | | ug/L | 10 | 3.9 | 04/02/26 | 04/02/26 |
| 2,6-Dinitrotoluene | ND | | ug/L | 10 | 4.4 | 04/02/26 | 04/02/26 |
| 3-Nitroaniline | ND | | ug/L | 10 | 4.0 | 04/02/26 | 04/02/26 |
| Acenaphthene | ND | | ug/L | 10 | 3.2 | 04/02/26 | 04/02/26 |
| 2,4-Dinitrophenol | ND | | ug/L | 50 | 15 | 04/02/26 | 04/02/26 |
| 4-Nitrophenol | ND | | ug/L | 50 | 8.5 | 04/02/26 | 04/02/26 |
| Dibenzofuran | ND | | ug/L | 10 | 3.2 | 04/02/26 | 04/02/26 |
| 2,4-Dinitrotoluene | ND | | ug/L | 10 | 4.3 | 04/02/26 | 04/02/26 |
| Diethylphthalate | ND | | ug/L | 10 | 2.9 | 04/02/26 | 04/02/26 |
| Fluorene | ND | | ug/L | 10 | 3.1 | 04/02/26 | 04/02/26 |
| 4-Chlorophenyl-phenylether | ND | | ug/L | 10 | 3.1 | 04/02/26 | 04/02/26 |
| 4-Nitroaniline | ND | | ug/L | 10 | 3.3 | 04/02/26 | 04/02/26 |
| 4,6-Dinitro-2-methylphenol | ND | | ug/L | 50 | 17 | 04/02/26 | 04/02/26 |
| N-Nitrosodiphenylamine | ND | | ug/L | 10 | 4.0 | 04/02/26 | 04/02/26 |
| 1,2-diphenylhydrazine (as azobenzene) | ND | | ug/L | 10 | 2.9 | 04/02/26 | 04/02/26 |
| 4-Bromophenyl-phenylether | ND | | ug/L | 10 | 3.3 | 04/02/26 | 04/02/26 |
| Hexachlorobenzene | ND | | ug/L | 10 | 3.0 | 04/02/26 | 04/02/26 |
| Pentachlorophenol | ND | | ug/L | 25 | 5.7 | 04/02/26 | 04/02/26 |
| Phenanthrene | ND | | ug/L | 10 | 2.9 | 04/02/26 | 04/02/26 |
| Anthracene | ND | | ug/L | 10 | 2.8 | 04/02/26 | 04/02/26 |
| Di-n-butylphthalate | ND | | ug/L | 10 | 3.0 | 04/02/26 | 04/02/26 |
| Fluoranthene | ND | | ug/L | 10 | 2.8 | 04/02/26 | 04/02/26 |
| Benzidine | ND | | ug/L | 50 | 19 | 04/02/26 | 04/02/26 |
| Pyrene | ND | | ug/L | 10 | 2.7 | 04/02/26 | 04/02/26 |
| Butylbenzylphthalate | ND | | ug/L | 10 | 3.6 | 04/02/26 | 04/02/26 |
| 3,3'-Dichlorobenzidine | ND | | ug/L | 25 | 5.2 | 04/02/26 | 04/02/26 |
| Benzo(a)anthracene | ND | | ug/L | 10 | 2.4 | 04/02/26 | 04/02/26 |
| Chrysene | ND | | ug/L | 10 | 2.5 | 04/02/26 | 04/02/26 |
| bis(2-Ethylhexyl)phthalate | ND | | ug/L | 10 | 3.3 | 04/02/26 | 04/02/26 |
| Di-n-octylphthalate | ND | | ug/L | 10 | 4.7 | 04/02/26 | 04/02/26 |
| Benzo(b)fluoranthene | ND | | ug/L | 10 | 3.0 | 04/02/26 | 04/02/26 |
| Benzo(k)fluoranthene | ND | | ug/L | 10 | 3.1 | 04/02/26 | 04/02/26 |
| Benzo(a)pyrene | ND | | ug/L | 10 | 3.1 | 04/02/26 | 04/02/26 |
| Indeno(1,2,3-cd)pyrene | ND | | ug/L | 10 | 4.2 | 04/02/26 | 04/02/26 |
| Dibenz(a,h)anthracene | ND | | ug/L | 10 | 4.2 | 04/02/26 | 04/02/26 |
| Benzo(g,h,i)perylene | ND | | ug/L | 10 | 4.1 | 04/02/26 | 04/02/26 |
| **Surrogates** | | | | **Limits** | | | |
| 2-Fluorophenol | 53% | | %REC | 15-120 | | 04/02/26 | 04/02/26 |
| Phenol-d6 | 38% | | %REC | 15-120 | | 04/02/26 | 04/02/26 |
| 2,4,6-Tribromophenol | 93% | | %REC | 15-140 | | 04/02/26 | 04/02/26 |
| Nitrobenzene-d5 | 83% | | %REC | 15-123 | | 04/02/26 | 04/02/26 |
| 2-Fluorobiphenyl | 73% | | %REC | 15-120 | | 04/02/26 | 04/02/26 |
| Terphenyl-d14 | 78% | | %REC | 15-120 | | 04/02/26 | 04/02/26 |

# Batch QC

| Type: Lab Control Sample | Lab ID: QC1355883 | Batch: 399683 |
|---|---|---|
| Matrix: Water | | |

| QC1355883 Analyte | Result | Spiked | Units | Recovery | Qual | Limits |
|---|---|---|---|---|---|---|
| Method: EPA 625.1<br>Prep Method: EPA 3510C | | | | | | |
| 2-Methylphenol | 36.43 | 75.00 | ug/L | 49% | | 44-120 |
| Pyridine | 23.68 | 75.00 | ug/L | 32% | | 13-120 |
| Phenol | 16.15 | 75.00 | ug/L | 22% | | 10-85 |
| Naphthalene | 39.13 | 75.00 | ug/L | 52% | | 23-133 |
| 3-,4-Methylphenol | 35.63 | 75.00 | ug/L | 48% | | 40-120 |
| a-Terpineol | 50.29 | 75.00 | ug/L | 67% | * | 70-130 |
| **Surrogates** | | | | | | |
| 2-Fluorophenol | 11.62 | 40.00 | ug/L | 29% | * | 36-95 |
| Phenol-d6 | 8.525 | 40.00 | ug/L | 21% | * | 28-82 |
| 2,4,6-Tribromophenol | 33.20 | 40.00 | ug/L | 83% | | 61-140 |
| Nitrobenzene-d5 | 20.45 | 40.00 | ug/L | 51% | | 48-123 |
| 2-Fluorobiphenyl | 22.54 | 40.00 | ug/L | 56% | | 51-105 |
| Terphenyl-d14 | 26.37 | 40.00 | ug/L | 66% | | 65-117 |
| Method: EPA 8270E<br>Prep Method: EPA 3510C | | | | | | |
| Phenol | 16.15 | 75.00 | ug/L | 22% | | 14-120 |
| 2-Chlorophenol | 37.09 | 75.00 | ug/L | 49% | | 46-120 |
| 1,4-Dichlorobenzene | 32.54 | 75.00 | ug/L | 43% | | 42-120 |
| 3-,4-Methylphenol | 35.63 | 75.00 | ug/L | 48% | | 40-120 |
| N-Nitroso-di-n-propylamine | 45.95 | 75.00 | ug/L | 61% | | 54-121 |
| 2,4-Dimethylphenol | 50.26 | 75.00 | ug/L | 67% | | 48-120 |
| 1,2,4-Trichlorobenzene | 35.72 | 75.00 | ug/L | 48% | | 45-120 |
| 4-Chloro-3-methylphenol | 50.91 | 75.00 | ug/L | 68% | | 60-121 |
| 2,4,5-Trichlorophenol | 52.33 | 75.00 | ug/L | 70% | | 62-124 |
| Acenaphthene | 47.93 | 75.00 | ug/L | 64% | | 56-120 |
| 4-Nitrophenol | 24.55 | 75.00 | ug/L | 33% | | 17-120 |
| 2,4-Dinitrotoluene | 56.51 | 75.00 | ug/L | 75% | | 69-127 |
| Pentachlorophenol | 59.61 | 75.00 | ug/L | 79% | b | 51-120 |
| Pyrene | 54.06 | 75.00 | ug/L | 72% | | 68-123 |
| Chrysene | 55.63 | 75.00 | ug/L | 74% | | 66-120 |
| Benzo(b)fluoranthene | 55.72 | 75.00 | ug/L | 74% | | 67-120 |
| **Surrogates** | | | | | | |
| 2-Fluorophenol | 11.62 | 40.00 | ug/L | 29% | | 15-120 |
| Phenol-d6 | 8.525 | 40.00 | ug/L | 21% | | 15-120 |
| 2,4,6-Tribromophenol | 33.20 | 40.00 | ug/L | 83% | | 15-140 |
| Nitrobenzene-d5 | 20.45 | 40.00 | ug/L | 51% | | 15-123 |
| 2-Fluorobiphenyl | 22.54 | 40.00 | ug/L | 56% | | 15-120 |
| Terphenyl-d14 | 26.37 | 40.00 | ug/L | 66% | | 15-120 |

# Batch QC

**Type:** Lab Control Sample Duplicate **Lab ID:** QC1355884 **Batch:** 399683
**Matrix:** Water

| QC1355884 Analyte | Result | Spiked | Units | Recovery | Qual | Limits | RPD | RPD Lim |
|---|---|---|---|---|---|---|---|---|
| Method: EPA 625.1<br>Prep Method: EPA 3510C | | | | | | | | |
| 2-Methylphenol | 47.85 | 75.00 | ug/L | 64% | | 44-120 | 27 | 51 |
| Pyridine | 29.12 | 75.00 | ug/L | 39% | | 13-120 | 21 | 62 |
| Phenol | 22.09 | 75.00 | ug/L | 29% | | 10-85 | 31 | 52 |
| Naphthalene | 49.12 | 75.00 | ug/L | 65% | | 23-133 | 23 | 50 |
| 3-,4-Methylphenol | 46.43 | 75.00 | ug/L | 62% | | 40-120 | 26 | 51 |
| a-Terpineol | 62.77 | 75.00 | ug/L | 84% | | 70-130 | 22 | 30 |
| **Surrogates** | | | | | | | | |
| 2-Fluorophenol | 15.02 | 40.00 | ug/L | 38% | | 36-95 | | |
| Phenol-d6 | 11.65 | 40.00 | ug/L | 29% | | 28-82 | | |
| 2,4,6-Tribromophenol | 37.76 | 40.00 | ug/L | 94% | | 61-140 | | |
| Nitrobenzene-d5 | 26.30 | 40.00 | ug/L | 66% | | 48-123 | | |
| 2-Fluorobiphenyl | 27.27 | 40.00 | ug/L | 68% | | 51-105 | | |
| Terphenyl-d14 | 28.77 | 40.00 | ug/L | 72% | | 65-117 | | |
| Method: EPA 8270E<br>Prep Method: EPA 3510C | | | | | | | | |
| Phenol | 22.09 | 75.00 | ug/L | 29% | | 14-120 | 31 | 52 |
| 2-Chlorophenol | 47.19 | 75.00 | ug/L | 63% | | 46-120 | 24 | 52 |
| 1,4-Dichlorobenzene | 41.00 | 75.00 | ug/L | 55% | | 42-120 | 23 | 53 |
| 3-,4-Methylphenol | 46.43 | 75.00 | ug/L | 62% | | 40-120 | 26 | 51 |
| N-Nitroso-di-n-propylamine | 57.29 | 75.00 | ug/L | 76% | | 54-121 | 22 | 52 |
| 2,4-Dimethylphenol | 64.98 | 75.00 | ug/L | 87% | | 48-120 | 26 | 52 |
| 1,2,4-Trichlorobenzene | 46.54 | 75.00 | ug/L | 62% | | 45-120 | 26 | 54 |
| 4-Chloro-3-methylphenol | 60.35 | 75.00 | ug/L | 80% | | 60-121 | 17 | 47 |
| 2,4,5-Trichlorophenol | 61.88 | 75.00 | ug/L | 83% | | 62-124 | 17 | 46 |
| Acenaphthene | 56.24 | 75.00 | ug/L | 75% | | 56-120 | 16 | 46 |
| 4-Nitrophenol | 28.47 | 75.00 | ug/L | 38% | | 17-120 | 15 | 44 |
| 2,4-Dinitrotoluene | 63.83 | 75.00 | ug/L | 85% | | 69-127 | 12 | 40 |
| Pentachlorophenol | 68.34 | 75.00 | ug/L | 91% | b | 51-120 | 14 | 42 |
| Pyrene | 59.32 | 75.00 | ug/L | 79% | | 68-123 | 9 | 39 |
| Chrysene | 63.18 | 75.00 | ug/L | 84% | | 66-120 | 13 | 38 |
| Benzo(b)fluoranthene | 63.35 | 75.00 | ug/L | 84% | | 67-120 | 13 | 39 |
| **Surrogates** | | | | | | | | |
| 2-Fluorophenol | 15.02 | 40.00 | ug/L | 38% | | 15-120 | | |
| Phenol-d6 | 11.65 | 40.00 | ug/L | 29% | | 15-120 | | |
| 2,4,6-Tribromophenol | 37.76 | 40.00 | ug/L | 94% | | 15-140 | | |
| Nitrobenzene-d5 | 26.30 | 40.00 | ug/L | 66% | | 15-123 | | |
| 2-Fluorobiphenyl | 27.27 | 40.00 | ug/L | 68% | | 15-120 | | |
| Terphenyl-d14 | 28.77 | 40.00 | ug/L | 72% | | 15-120 | | |

# Batch QC

| | | | | | |
|---|---|---|---|---|---|
| **Type:** | **Lab Control Sample** | **Lab ID:** | **QC1355886** | **Batch:** | **399683** |
| **Matrix:** | **TCLP Leachate** | **Method:** | **EPA 625.1** | **Prep Method:** | **EPA 3510C** |

| QC1355886 Analyte | Result | Spiked | Units | Recovery | Qual | Limits |
|---|---|---|---|---|---|---|
| 2-Methylphenol | 130.2 | 150.0 | ug/L | 87% | | 44-120 |
| Pyridine | 104.1 | 150.0 | ug/L | 69% | | 13-120 |
| Phenol | 83.31 | 150.0 | ug/L | 56% | | 10-85 |
| Naphthalene | 113.4 | 150.0 | ug/L | 76% | | 23-133 |
| 3-,4-Methylphenol | 130.4 | 150.0 | ug/L | 87% | | 40-120 |
| **Surrogates** | | | | | | |
| 2-Fluorophenol | 50.65 | 80.00 | ug/L | 63% | | 36-95 |
| Phenol-d6 | 43.83 | 80.00 | ug/L | 55% | | 28-82 |
| 2,4,6-Tribromophenol | 74.06 | 80.00 | ug/L | 93% | | 61-140 |
| Nitrobenzene-d5 | 66.99 | 80.00 | ug/L | 84% | | 48-123 |
| 2-Fluorobiphenyl | 58.87 | 80.00 | ug/L | 74% | | 51-105 |
| Terphenyl-d14 | 66.97 | 80.00 | ug/L | 84% | | 65-117 |

| | | | | | |
|---|---|---|---|---|---|
| **Type:** | **Sample Spike** | **Lab ID:** | **QC1355887** | **Batch:** | **399683** |
| **Matrix (Source ID):** | **TCLP Leachate (556560-001)** | **Method:** | **EPA 625.1** | **Prep Method:** | **EPA 3510C** |

| QC1355887 Analyte | Result | Source Sample Result | Spiked | Units | Recovery | Qual | Limits | DF |
|---|---|---|---|---|---|---|---|---|
| 2-Methylphenol | 154.7 | ND | 150.0 | ug/L | 103% | | 44-153 | 20 |
| Pyridine | 136.9 | ND | 150.0 | ug/L | 91% | | 10-154 | 20 |
| Phenol | 408.1 | 357.6 | 150.0 | ug/L | 34% | | 10-120 | 20 |
| Naphthalene | 125.2 | ND | 150.0 | ug/L | 83% | | 21-133 | 20 |
| 3-,4-Methylphenol | 214.4 | 81.48 | 150.0 | ug/L | 89% | | 20-163 | 20 |
| **Surrogates** | | | | | | | | |
| 2-Fluorophenol | 58.28 | | 80.00 | ug/L | 73% | | 36-95 | 20 |
| Phenol-d6 | 52.90 | | 80.00 | ug/L | 66% | | 28-82 | 20 |
| 2,4,6-Tribromophenol | 77.67 | | 80.00 | ug/L | 97% | | 61-140 | 20 |
| Nitrobenzene-d5 | 73.02 | | 80.00 | ug/L | 91% | | 48-123 | 20 |
| 2-Fluorobiphenyl | 62.62 | | 80.00 | ug/L | 78% | | 51-105 | 20 |
| Terphenyl-d14 | 67.90 | | 80.00 | ug/L | 85% | | 65-117 | 20 |

# Batch QC

| Type: Blank | Lab ID: QC1355233 | Batch: 399520 |
|---|---|---|
| Matrix: Water | | |

| QC1355233 Analyte | Result | Qual | Units | RL | MDL | Prepared | Analyzed |
|---|---|---|---|---|---|---|---|
| Method: EPA 8081A<br>Prep Method: EPA 3510C | | | | | | | |
| alpha-BHC | ND | | ug/L | 0.05 | 0.02 | 04/01/26 | 04/01/26 |
| beta-BHC | ND | | ug/L | 0.05 | 0.01 | 04/01/26 | 04/01/26 |
| gamma-BHC | ND | | ug/L | 0.05 | 0.01 | 04/01/26 | 04/01/26 |
| delta-BHC | ND | | ug/L | 0.05 | 0.01 | 04/01/26 | 04/01/26 |
| Heptachlor | ND | | ug/L | 0.05 | 0.01 | 04/01/26 | 04/01/26 |
| Aldrin | ND | | ug/L | 0.05 | 0.01 | 04/01/26 | 04/01/26 |
| Heptachlor epoxide | ND | | ug/L | 0.05 | 0.01 | 04/01/26 | 04/01/26 |
| Endosulfan I | ND | | ug/L | 0.05 | 0.01 | 04/01/26 | 04/01/26 |
| Dieldrin | ND | | ug/L | 0.1 | 0.01 | 04/01/26 | 04/01/26 |
| 4,4'-DDE | ND | | ug/L | 0.1 | 0.04 | 04/01/26 | 04/01/26 |
| Endrin | ND | | ug/L | 0.1 | 0.01 | 04/01/26 | 04/01/26 |
| Endosulfan II | ND | | ug/L | 0.1 | 0.02 | 04/01/26 | 04/01/26 |
| Endosulfan sulfate | ND | | ug/L | 0.1 | 0.02 | 04/01/26 | 04/01/26 |
| 4,4'-DDD | ND | | ug/L | 0.1 | 0.03 | 04/01/26 | 04/01/26 |
| Endrin aldehyde | ND | | ug/L | 0.1 | 0.04 | 04/01/26 | 04/01/26 |
| Endrin ketone | ND | | ug/L | 0.1 | 0.03 | 04/01/26 | 04/01/26 |
| 4,4'-DDT | ND | | ug/L | 0.1 | 0.08 | 04/01/26 | 04/01/26 |
| Methoxychlor | ND | | ug/L | 0.1 | 0.04 | 04/01/26 | 04/01/26 |
| Toxaphene | ND | | ug/L | 2.0 | 0.6 | 04/01/26 | 04/01/26 |
| Chlordane (Technical) | ND | | ug/L | 1.0 | 0.2 | 04/01/26 | 04/01/26 |
| **Surrogates** | | | | **Limits** | | | |
| TCMX | 64% | | %REC | 29-120 | | 04/01/26 | 04/01/26 |
| Decachlorobiphenyl | 90% | | %REC | 33-132 | | 04/01/26 | 04/01/26 |
| Method: EPA 8082<br>Prep Method: EPA 3510C | | | | | | | |
| Aroclor-1016 | ND | | ug/L | 0.50 | 0.30 | 04/01/26 | 04/01/26 |
| Aroclor-1221 | ND | | ug/L | 0.50 | 0.47 | 04/01/26 | 04/01/26 |
| Aroclor-1232 | ND | | ug/L | 0.50 | 0.27 | 04/01/26 | 04/01/26 |
| Aroclor-1242 | ND | | ug/L | 0.50 | 0.29 | 04/01/26 | 04/01/26 |
| Aroclor-1248 | ND | | ug/L | 0.50 | 0.24 | 04/01/26 | 04/01/26 |
| Aroclor-1254 | ND | | ug/L | 0.50 | 0.27 | 04/01/26 | 04/01/26 |
| Aroclor-1260 | ND | | ug/L | 0.50 | 0.33 | 04/01/26 | 04/01/26 |
| Aroclor-1262 | ND | | ug/L | 0.50 | 0.29 | 04/01/26 | 04/01/26 |
| Aroclor-1268 | ND | | ug/L | 0.50 | 0.26 | 04/01/26 | 04/01/26 |
| **Surrogates** | | | | **Limits** | | | |
| Decachlorobiphenyl (PCB) | 88% | | %REC | 28-138 | | 04/01/26 | 04/01/26 |

# Batch QC

| | | | | | |
|---|---|---|---|---|---|
| **Type:** | **Lab Control Sample** | **Lab ID:** | **QC1355234** | **Batch:** | **399520** |
| **Matrix:** | **Water** | **Method:** | **EPA 8081A** | **Prep Method:** | **EPA 3510C** |

| QC1355234 Analyte | Result | Spiked | Units | Recovery | Qual | Limits |
|---|---|---|---|---|---|---|
| alpha-BHC | 0.4759 | 0.5000 | ug/L | 95% | | 66-121 |
| beta-BHC | 0.4836 | 0.5000 | ug/L | 97% | | 73-120 |
| gamma-BHC | 0.4901 | 0.5000 | ug/L | 98% | | 68-125 |
| delta-BHC | 0.4687 | 0.5000 | ug/L | 94% | | 68-131 |
| Heptachlor | 0.4783 | 0.5000 | ug/L | 96% | | 63-120 |
| Aldrin | 0.4146 | 0.5000 | ug/L | 83% | | 56-120 |
| Heptachlor epoxide | 0.4417 | 0.5000 | ug/L | 88% | | 65-120 |
| Endosulfan I | 0.4432 | 0.5000 | ug/L | 89% | | 68-124 |
| Dieldrin | 0.4228 | 0.5000 | ug/L | 85% | | 66-124 |
| 4,4'-DDE | 0.4573 | 0.5000 | ug/L | 91% | | 67-131 |
| Endrin | 0.4732 | 0.5000 | ug/L | 95% | | 68-135 |
| Endosulfan II | 0.4569 | 0.5000 | ug/L | 91% | | 71-130 |
| Endosulfan sulfate | 0.4351 | 0.5000 | ug/L | 87% | | 68-128 |
| 4,4'-DDD | 0.4220 | 0.5000 | ug/L | 84% | | 65-130 |
| Endrin aldehyde | 0.4038 | 0.5000 | ug/L | 81% | | 67-124 |
| Endrin ketone | 0.4644 | 0.5000 | ug/L | 93% | | 69-137 |
| 4,4'-DDT | 0.4549 | 0.5000 | ug/L | 91% | | 65-136 |
| Methoxychlor | 0.5091 | 0.5000 | ug/L | 102% | | 69-150 |
| **Surrogates** | | | | | | |
| TCMX | 0.3778 | 0.5000 | ug/L | 76% | | 29-120 |
| Decachlorobiphenyl | 0.4514 | 0.5000 | ug/L | 90% | | 33-132 |

# Batch QC

| Type: | Lab Control Sample Duplicate | Lab ID: | QC1355235 | Batch: | 399520 |
|---|---|---|---|---|---|
| Matrix: | Water | Method: | EPA 8081A | Prep Method: | EPA 3510C |

| QC1355235 Analyte | Result | Spiked | Units | Recovery | Qual | Limits | RPD | RPD Lim |
|---|---|---|---|---|---|---|---|---|
| alpha-BHC | 0.5132 | 0.5000 | ug/L | 103% | | 66-121 | 8 | 20 |
| beta-BHC | 0.5109 | 0.5000 | ug/L | 102% | | 73-120 | 5 | 20 |
| gamma-BHC | 0.5283 | 0.5000 | ug/L | 106% | | 68-125 | 8 | 20 |
| delta-BHC | 0.5015 | 0.5000 | ug/L | 100% | | 68-131 | 7 | 20 |
| Heptachlor | 0.5218 | 0.5000 | ug/L | 104% | | 63-120 | 9 | 24 |
| Aldrin | 0.4511 | 0.5000 | ug/L | 90% | | 56-120 | 8 | 30 |
| Heptachlor epoxide | 0.4719 | 0.5000 | ug/L | 94% | | 65-120 | 7 | 20 |
| Endosulfan I | 0.4810 | 0.5000 | ug/L | 96% | | 68-124 | 8 | 20 |
| Dieldrin | 0.4629 | 0.5000 | ug/L | 93% | | 66-124 | 9 | 22 |
| 4,4'-DDE | 0.5045 | 0.5000 | ug/L | 101% | | 67-131 | 10 | 21 |
| Endrin | 0.5200 | 0.5000 | ug/L | 104% | | 68-135 | 9 | 20 |
| Endosulfan II | 0.5016 | 0.5000 | ug/L | 100% | | 71-130 | 9 | 21 |
| Endosulfan sulfate | 0.4825 | 0.5000 | ug/L | 96% | | 68-128 | 10 | 21 |
| 4,4'-DDD | 0.4602 | 0.5000 | ug/L | 92% | | 65-130 | 9 | 22 |
| Endrin aldehyde | 0.4385 | 0.5000 | ug/L | 88% | | 67-124 | 8 | 20 |
| Endrin ketone | 0.4992 | 0.5000 | ug/L | 100% | | 69-137 | 7 | 21 |
| 4,4'-DDT | 0.5027 | 0.5000 | ug/L | 101% | | 65-136 | 10 | 23 |
| Methoxychlor | 0.5603 | 0.5000 | ug/L | 112% | | 69-150 | 10 | 23 |
| **Surrogates** | | | | | | | | |
| TCMX | 0.4196 | 0.5000 | ug/L | 84% | | 29-120 | | |
| Decachlorobiphenyl | 0.5073 | 0.5000 | ug/L | 101% | | 33-132 | | |

| Type: | Lab Control Sample | Lab ID: | QC1355236 | Batch: | 399520 |
|---|---|---|---|---|---|
| Matrix: | Water | Method: | EPA 8082 | Prep Method: | EPA 3510C |

| QC1355236 Analyte | Result | Spiked | Units | Recovery | Qual | Limits |
|---|---|---|---|---|---|---|
| Aroclor-1016 | 4.707 | 5.000 | ug/L | 94% | | 69-120 |
| Aroclor-1260 | 4.806 | 5.000 | ug/L | 96% | | 72-124 |
| **Surrogates** | | | | | | |
| Decachlorobiphenyl (PCB) | 0.4163 | 0.5000 | ug/L | 83% | | 28-138 |

| Type: | Lab Control Sample Duplicate | Lab ID: | QC1355237 | Batch: | 399520 |
|---|---|---|---|---|---|
| Matrix: | Water | Method: | EPA 8082 | Prep Method: | EPA 3510C |

| QC1355237 Analyte | Result | Spiked | Units | Recovery | Qual | Limits | RPD | RPD Lim |
|---|---|---|---|---|---|---|---|---|
| Aroclor-1016 | 4.963 | 5.000 | ug/L | 99% | | 69-120 | 5 | 22 |
| Aroclor-1260 | 4.921 | 5.000 | ug/L | 98% | | 72-124 | 2 | 25 |
| **Surrogates** | | | | | | | | |
| Decachlorobiphenyl (PCB) | 0.4148 | 0.5000 | ug/L | 83% | | 28-138 | | |

# Batch QC

| | | |
|---|---|---|
| **Type: Blank** | **Lab ID: QC1355238** | **Batch: 399520** |
| **Matrix: WET Leachate** | **Method: EPA 8081A** | **Prep Method: EPA 3510C** |

| QC1355238 Analyte | Result | Qual | Units | RL | MDL | Prepared | Analyzed |
|---|---|---|---|---|---|---|---|
| alpha-BHC | ND | | ug/L | 0.10 | 0.031 | 04/01/26 | 04/01/26 |
| beta-BHC | ND | | ug/L | 0.10 | 0.026 | 04/01/26 | 04/01/26 |
| gamma-BHC | ND | | ug/L | 0.10 | 0.022 | 04/01/26 | 04/01/26 |
| delta-BHC | ND | | ug/L | 0.10 | 0.028 | 04/01/26 | 04/01/26 |
| Heptachlor | ND | | ug/L | 0.10 | 0.020 | 04/01/26 | 04/01/26 |
| Aldrin | ND | | ug/L | 0.10 | 0.029 | 04/01/26 | 04/01/26 |
| Heptachlor epoxide | ND | | ug/L | 0.10 | 0.027 | 04/01/26 | 04/01/26 |
| Endosulfan I | ND | | ug/L | 0.10 | 0.021 | 04/01/26 | 04/01/26 |
| Dieldrin | ND | | ug/L | 0.20 | 0.025 | 04/01/26 | 04/01/26 |
| 4,4'-DDE | ND | | ug/L | 0.20 | 0.073 | 04/01/26 | 04/01/26 |
| Endrin | ND | | ug/L | 0.20 | 0.029 | 04/01/26 | 04/01/26 |
| Endosulfan II | ND | | ug/L | 0.20 | 0.044 | 04/01/26 | 04/01/26 |
| Endosulfan sulfate | ND | | ug/L | 0.20 | 0.038 | 04/01/26 | 04/01/26 |
| 4,4'-DDD | ND | | ug/L | 0.20 | 0.061 | 04/01/26 | 04/01/26 |
| Endrin aldehyde | ND | | ug/L | 0.20 | 0.072 | 04/01/26 | 04/01/26 |
| Endrin ketone | ND | | ug/L | 0.20 | 0.061 | 04/01/26 | 04/01/26 |
| 4,4'-DDT | ND | | ug/L | 0.20 | 0.16 | 04/01/26 | 04/01/26 |
| Methoxychlor | ND | | ug/L | 0.20 | 0.085 | 04/01/26 | 04/01/26 |
| Toxaphene | ND | | ug/L | 4.0 | 1.3 | 04/01/26 | 04/01/26 |
| Chlordane (Technical) | ND | | ug/L | 2.0 | 0.44 | 04/01/26 | 04/01/26 |
| **Surrogates** | | | | **Limits** | | | |
| TCMX | 86% | | %REC | 29-120 | | 04/01/26 | 04/01/26 |
| Decachlorobiphenyl | 90% | | %REC | 33-132 | | 04/01/26 | 04/01/26 |

| | | |
|---|---|---|
| **Type: Lab Control Sample** | **Lab ID: QC1355270** | **Batch: 399527** |
| **Matrix: Water** | **Method: EPA 8260B** | **Prep Method: EPA 5030B** |

| QC1355270 Analyte | Result | Spiked | Units | Recovery | Qual | Limits |
|---|---|---|---|---|---|---|
| 1,1-Dichloroethene | 53.39 | 50.00 | ug/L | 107% | | 69-128 |
| MTBE | 54.07 | 50.00 | ug/L | 108% | | 66-125 |
| Benzene | 57.50 | 50.00 | ug/L | 115% | | 76-121 |
| Trichloroethene | 47.66 | 50.00 | ug/L | 95% | | 76-124 |
| Toluene | 48.20 | 50.00 | ug/L | 96% | | 76-120 |
| Chlorobenzene | 47.32 | 50.00 | ug/L | 95% | | 78-120 |
| **Surrogates** | | | | | | |
| Dibromofluoromethane | 48.92 | 50.00 | ug/L | 98% | | 70-130 |
| 1,2-Dichloroethane-d4 | 54.92 | 50.00 | ug/L | 110% | | 70-130 |
| Toluene-d8 | 46.78 | 50.00 | ug/L | 94% | | 70-130 |
| Bromofluorobenzene | 49.22 | 50.00 | ug/L | 98% | | 70-130 |

# Batch QC

| | | | | | |
|---|---|---|---|---|---|
| **Type:** | **Lab Control Sample Duplicate** | **Lab ID:** | **QC1355271** | **Batch:** | **399527** |
| **Matrix:** | **Water** | **Method:** | **EPA 8260B** | **Prep Method:** | **EPA 5030B** |

| QC1355271 Analyte | Result | Spiked | Units | Recovery | Qual | Limits | RPD | RPD Lim |
|---|---|---|---|---|---|---|---|---|
| 1,1-Dichloroethene | 53.15 | 50.00 | ug/L | 106% | | 69-128 | 0 | 23 |
| MTBE | 52.78 | 50.00 | ug/L | 106% | | 66-125 | 2 | 22 |
| Benzene | 57.00 | 50.00 | ug/L | 114% | | 76-121 | 1 | 21 |
| Trichloroethene | 46.96 | 50.00 | ug/L | 94% | | 76-124 | 1 | 22 |
| Toluene | 46.34 | 50.00 | ug/L | 93% | | 76-120 | 4 | 21 |
| Chlorobenzene | 45.66 | 50.00 | ug/L | 91% | | 78-120 | 4 | 20 |
| **Surrogates** | | | | | | | | |
| Dibromofluoromethane | 49.76 | 50.00 | ug/L | 100% | | 70-130 | | |
| 1,2-Dichloroethane-d4 | 55.00 | 50.00 | ug/L | 110% | | 70-130 | | |
| Toluene-d8 | 47.30 | 50.00 | ug/L | 95% | | 70-130 | | |
| Bromofluorobenzene | 48.70 | 50.00 | ug/L | 97% | | 70-130 | | |

# Batch QC

| | | | | | |
|---|---|---|---|---|---|
| **Type:** | **Blank** | **Lab ID:** | **QC1355275** | **Batch:** | **399527** |
| **Matrix:** | **Water** | **Method:** | **EPA 8260B** | **Prep Method:** | **EPA 5030B** |

| QC1355275 Analyte | Result | Qual | Units | RL | MDL | Prepared | Analyzed |
|---|---|---|---|---|---|---|---|
| Carbon Disulfide | ND | | ug/L | 5.0 | 0.2 | 04/01/26 | 04/01/26 |
| Chloroprene | ND | | ug/L | 200 | 0.4 | 04/01/26 | 04/01/26 |
| 3-Chloropropene | ND | | ug/L | 5.0 | 0.3 | 04/01/26 | 04/01/26 |
| Ethyl methacrylate | ND | | ug/L | 50 | 2.1 | 04/01/26 | 04/01/26 |
| Ethanol | ND | | ug/L | 500 | 110 | 04/01/26 | 04/01/26 |
| 2-Hexanone | ND | | ug/L | 5.0 | 1.1 | 04/01/26 | 04/01/26 |
| Isopropanol (IPA) | ND | | ug/L | 200 | 52 | 04/01/26 | 04/01/26 |
| Methyl acrylonitrile | ND | | ug/L | 35 | 3.7 | 04/01/26 | 04/01/26 |
| Vinyl Acetate | ND | | ug/L | 50 | 15 | 04/01/26 | 04/01/26 |
| Acrolein | ND | | ug/L | 200 | 2.7 | 04/01/26 | 04/01/26 |
| Acrylonitrile | ND | | ug/L | 10 | 0.7 | 04/01/26 | 04/01/26 |
| Freon 12 | ND | | ug/L | 5.0 | 0.1 | 04/01/26 | 04/01/26 |
| Chloromethane | ND | | ug/L | 5.0 | 0.2 | 04/01/26 | 04/01/26 |
| Vinyl Chloride | ND | | ug/L | 5.0 | 0.1 | 04/01/26 | 04/01/26 |
| Bromomethane | ND | | ug/L | 5.0 | 0.2 | 04/01/26 | 04/01/26 |
| Chloroethane | ND | | ug/L | 5.0 | 0.1 | 04/01/26 | 04/01/26 |
| Trichlorofluoromethane | ND | | ug/L | 5.0 | 0.06 | 04/01/26 | 04/01/26 |
| Iodomethane | ND | | ug/L | 5.0 | | 04/01/26 | 04/01/26 |
| Acetone | ND | | ug/L | 100 | 5.0 | 04/01/26 | 04/01/26 |
| Freon 113 | ND | | ug/L | 5.0 | 0.1 | 04/01/26 | 04/01/26 |
| 1,1-Dichloroethene | ND | | ug/L | 5.0 | 0.08 | 04/01/26 | 04/01/26 |
| Methylene Chloride | ND | | ug/L | 10 | 0.2 | 04/01/26 | 04/01/26 |
| MTBE | ND | | ug/L | 5.0 | 0.09 | 04/01/26 | 04/01/26 |
| trans-1,2-Dichloroethene | ND | | ug/L | 5.0 | 0.1 | 04/01/26 | 04/01/26 |
| 1,1-Dichloroethane | ND | | ug/L | 5.0 | 0.1 | 04/01/26 | 04/01/26 |
| 2-Butanone | ND | | ug/L | 10 | 1.5 | 04/01/26 | 04/01/26 |
| cis-1,2-Dichloroethene | ND | | ug/L | 5.0 | 0.09 | 04/01/26 | 04/01/26 |
| 2,2-Dichloropropane | ND | | ug/L | 5.0 | 0.1 | 04/01/26 | 04/01/26 |
| Chloroform | ND | | ug/L | 5.0 | 0.08 | 04/01/26 | 04/01/26 |
| Bromochloromethane | ND | | ug/L | 5.0 | 0.2 | 04/01/26 | 04/01/26 |
| 1,1,1-Trichloroethane | ND | | ug/L | 5.0 | 0.09 | 04/01/26 | 04/01/26 |
| 1,1-Dichloropropene | ND | | ug/L | 5.0 | 0.08 | 04/01/26 | 04/01/26 |
| Carbon Tetrachloride | ND | | ug/L | 5.0 | 0.06 | 04/01/26 | 04/01/26 |
| 1,2-Dichloroethane | ND | | ug/L | 5.0 | 0.1 | 04/01/26 | 04/01/26 |
| Benzene | ND | | ug/L | 1.0 | 0.1 | 04/01/26 | 04/01/26 |
| Trichloroethene | ND | | ug/L | 5.0 | 0.1 | 04/01/26 | 04/01/26 |
| 1,2-Dichloropropane | ND | | ug/L | 5.0 | 0.1 | 04/01/26 | 04/01/26 |
| Bromodichloromethane | ND | | ug/L | 5.0 | 0.09 | 04/01/26 | 04/01/26 |
| Dibromomethane | ND | | ug/L | 5.0 | 0.1 | 04/01/26 | 04/01/26 |
| 4-Methyl-2-Pentanone | ND | | ug/L | 5.0 | 1.0 | 04/01/26 | 04/01/26 |
| cis-1,3-Dichloropropene | ND | | ug/L | 5.0 | 0.3 | 04/01/26 | 04/01/26 |
| Toluene | ND | | ug/L | 5.0 | 0.2 | 04/01/26 | 04/01/26 |
| trans-1,3-Dichloropropene | ND | | ug/L | 5.0 | 0.3 | 04/01/26 | 04/01/26 |
| 1,1,2-Trichloroethane | ND | | ug/L | 5.0 | 0.2 | 04/01/26 | 04/01/26 |
| 1,3-Dichloropropane | ND | | ug/L | 5.0 | 0.1 | 04/01/26 | 04/01/26 |
| Tetrachloroethene | ND | | ug/L | 5.0 | 0.1 | 04/01/26 | 04/01/26 |
| Dibromochloromethane | ND | | ug/L | 5.0 | 0.08 | 04/01/26 | 04/01/26 |

# Batch QC

| QC1355275 Analyte | Result | Qual | Units | RL | MDL | Prepared | Analyzed |
|---|---|---|---|---|---|---|---|
| 1,2-Dibromoethane | ND | | ug/L | 5.0 | 0.2 | 04/01/26 | 04/01/26 |
| Chlorobenzene | ND | | ug/L | 5.0 | 0.1 | 04/01/26 | 04/01/26 |
| 1,1,1,2-Tetrachloroethane | ND | | ug/L | 5.0 | 0.08 | 04/01/26 | 04/01/26 |
| Ethylbenzene | ND | | ug/L | 5.0 | 0.09 | 04/01/26 | 04/01/26 |
| m,p-Xylenes | ND | | ug/L | 5.0 | 0.2 | 04/01/26 | 04/01/26 |
| o-Xylene | ND | | ug/L | 5.0 | 0.1 | 04/01/26 | 04/01/26 |
| Styrene | ND | | ug/L | 5.0 | 0.08 | 04/01/26 | 04/01/26 |
| Bromoform | ND | | ug/L | 5.0 | 0.08 | 04/01/26 | 04/01/26 |
| Isopropylbenzene | ND | | ug/L | 5.0 | 0.1 | 04/01/26 | 04/01/26 |
| 1,1,2,2-Tetrachloroethane | ND | | ug/L | 5.0 | 0.2 | 04/01/26 | 04/01/26 |
| 1,2,3-Trichloropropane | ND | | ug/L | 5.0 | 0.2 | 04/01/26 | 04/01/26 |
| Propylbenzene | ND | | ug/L | 5.0 | 0.1 | 04/01/26 | 04/01/26 |
| Bromobenzene | ND | | ug/L | 5.0 | 0.09 | 04/01/26 | 04/01/26 |
| 1,3,5-Trimethylbenzene | ND | | ug/L | 5.0 | 0.1 | 04/01/26 | 04/01/26 |
| 2-Chlorotoluene | ND | | ug/L | 5.0 | 0.1 | 04/01/26 | 04/01/26 |
| 4-Chlorotoluene | ND | | ug/L | 5.0 | 0.1 | 04/01/26 | 04/01/26 |
| tert-Butylbenzene | ND | | ug/L | 5.0 | 0.1 | 04/01/26 | 04/01/26 |
| 1,2,4-Trimethylbenzene | ND | | ug/L | 5.0 | 0.1 | 04/01/26 | 04/01/26 |
| sec-Butylbenzene | ND | | ug/L | 5.0 | 0.1 | 04/01/26 | 04/01/26 |
| para-Isopropyl Toluene | ND | | ug/L | 5.0 | 0.1 | 04/01/26 | 04/01/26 |
| 1,3-Dichlorobenzene | ND | | ug/L | 5.0 | 0.1 | 04/01/26 | 04/01/26 |
| 1,4-Dichlorobenzene | ND | | ug/L | 5.0 | 0.2 | 04/01/26 | 04/01/26 |
| n-Butylbenzene | ND | | ug/L | 5.0 | 0.1 | 04/01/26 | 04/01/26 |
| 1,2-Dichlorobenzene | ND | | ug/L | 5.0 | 0.09 | 04/01/26 | 04/01/26 |
| 1,2-Dibromo-3-Chloropropane | ND | | ug/L | 5.0 | 0.5 | 04/01/26 | 04/01/26 |
| 1,2,4-Trichlorobenzene | ND | | ug/L | 5.0 | 0.2 | 04/01/26 | 04/01/26 |
| Hexachlorobutadiene | ND | | ug/L | 5.0 | 0.2 | 04/01/26 | 04/01/26 |
| 1,2,3-Trichlorobenzene | ND | | ug/L | 5.0 | 0.1 | 04/01/26 | 04/01/26 |
| cis-1,4-Dichloro-2-butene | ND | | ug/L | 5.0 | 0.4 | 04/01/26 | 04/01/26 |
| trans-1,4-Dichloro-2-butene | ND | | ug/L | 5.0 | 0.4 | 04/01/26 | 04/01/26 |
| Xylene (total) | ND | | ug/L | 5.0 | | 04/01/26 | 04/01/26 |
| **Surrogates** | | | | **Limits** | | | |
| Dibromofluoromethane | 102% | | %REC | 70-130 | | 04/01/26 | 04/01/26 |
| 1,2-Dichloroethane-d4 | 116% | | %REC | 70-130 | | 04/01/26 | 04/01/26 |
| Toluene-d8 | 94% | | %REC | 70-130 | | 04/01/26 | 04/01/26 |
| Bromofluorobenzene | 98% | | %REC | 70-130 | | 04/01/26 | 04/01/26 |

# Batch QC

| Type: | Matrix Spike | Lab ID: | QC1355390 | Batch: | 399527 |
|---|---|---|---|---|---|
| Matrix (Source ID): | Water (556255-010) | Method: | EPA 8260B | Prep Method: | EPA 5030B |

| QC1355390 Analyte | Result | Source Sample Result | Spiked | Units | Recovery | Qual | Limits | DF |
|---|---|---|---|---|---|---|---|---|
| 1,1-Dichloroethene | 22.34 | 0.1611 | 20.00 | ug/L | 111% | | 62-131 | 1 |
| MTBE | 23.00 | ND | 20.00 | ug/L | 115% | | 61-124 | 1 |
| Benzene | 24.15 | ND | 20.00 | ug/L | 121% | | 70-123 | 1 |
| Trichloroethene | 21.16 | ND | 20.00 | ug/L | 106% | | 65-131 | 1 |
| Toluene | 20.57 | ND | 20.00 | ug/L | 103% | | 69-120 | 1 |
| Chlorobenzene | 19.92 | ND | 20.00 | ug/L | 100% | | 72-121 | 1 |
| **Surrogates** | | | | | | | | |
| Dibromofluoromethane | 49.91 | | 50.00 | ug/L | 100% | | 70-130 | 1 |
| 1,2-Dichloroethane-d4 | 56.35 | | 50.00 | ug/L | 113% | | 70-130 | 1 |
| Toluene-d8 | 48.18 | | 50.00 | ug/L | 96% | | 70-130 | 1 |
| Bromofluorobenzene | 48.38 | | 50.00 | ug/L | 97% | | 70-130 | 1 |

| Type: | Matrix Spike Duplicate | Lab ID: | QC1355391 | Batch: | 399527 |
|---|---|---|---|---|---|
| Matrix (Source ID): | Water (556255-010) | Method: | EPA 8260B | Prep Method: | EPA 5030B |

| QC1355391 Analyte | Result | Source Sample Result | Spiked | Units | Recovery | Qual | Limits | RPD | RPD Lim | DF |
|---|---|---|---|---|---|---|---|---|---|---|
| 1,1-Dichloroethene | 21.36 | 0.1611 | 20.00 | ug/L | 106% | | 62-131 | 4 | 31 | 1 |
| MTBE | 22.08 | ND | 20.00 | ug/L | 110% | | 61-124 | 4 | 30 | 1 |
| Benzene | 22.28 | ND | 20.00 | ug/L | 111% | | 70-123 | 8 | 31 | 1 |
| Trichloroethene | 20.13 | ND | 20.00 | ug/L | 101% | | 65-131 | 5 | 31 | 1 |
| Toluene | 19.73 | ND | 20.00 | ug/L | 99% | | 69-120 | 4 | 29 | 1 |
| Chlorobenzene | 19.71 | ND | 20.00 | ug/L | 99% | | 72-121 | 1 | 29 | 1 |
| **Surrogates** | | | | | | | | | | |
| Dibromofluoromethane | 49.85 | | 50.00 | ug/L | 100% | | 70-130 | | | 1 |
| 1,2-Dichloroethane-d4 | 54.34 | | 50.00 | ug/L | 109% | | 70-130 | | | 1 |
| Toluene-d8 | 48.04 | | 50.00 | ug/L | 96% | | 70-130 | | | 1 |
| Bromofluorobenzene | 48.03 | | 50.00 | ug/L | 96% | | 70-130 | | | 1 |

| Type: | Blank | Lab ID: | QC1355529 | Batch: | 399592 |
|---|---|---|---|---|---|
| Matrix: | Water | Method: | EPA 8270C-SIM | Prep Method: | EPA 3535 |

| QC1355529 Analyte | Result | Qual | Units | RL | MDL | Prepared | Analyzed |
|---|---|---|---|---|---|---|---|
| 1,4-Dioxane | ND | | ug/L | 1.0 | 0.84 | 04/01/26 | 04/02/26 |
| **Surrogates** | | | | **Limits** | | | |
| 1,4-Dioxane-d8 (SUR) | 97% | | %REC | 80-120 | | 04/01/26 | 04/02/26 |

# Batch QC

| Type: | Lab Control Sample | Lab ID: | QC1355530 | Batch: | 399592 |
|---|---|---|---|---|---|
| Matrix: | Water | Method: | EPA 8270C-SIM | Prep Method: | EPA 3535 |

| QC1355530 Analyte | Result | Spiked | Units | Recovery | Qual | Limits |
|---|---|---|---|---|---|---|
| 1,4-Dioxane | 9.960 | 10.00 | ug/L | 100% | | 79-120 |
| **Surrogates** | | | | | | |
| 1,4-Dioxane-d8 (SUR) | 9.864 | 10.00 | ug/L | 99% | | 80-120 |

| Type: | Lab Control Sample Duplicate | Lab ID: | QC1355531 | Batch: | 399592 |
|---|---|---|---|---|---|
| Matrix: | Water | Method: | EPA 8270C-SIM | Prep Method: | EPA 3535 |

| QC1355531 Analyte | Result | Spiked | Units | Recovery | Qual | Limits | RPD | RPD Lim |
|---|---|---|---|---|---|---|---|---|
| 1,4-Dioxane | 9.682 | 10.00 | ug/L | 97% | | 79-120 | 3 | 20 |
| **Surrogates** | | | | | | | | |
| 1,4-Dioxane-d8 (SUR) | 10.11 | 10.00 | ug/L | 101% | | 80-120 | | |

| Type: | Blank | Lab ID: | QC1355476 | Batch: | 399576 |
|---|---|---|---|---|---|
| Matrix: | Water | Method: | SM 4500-CN-E | Prep Method: | METHOD |

| QC1355476 Analyte | Result | Qual | Units | RL | MDL | Prepared | Analyzed |
|---|---|---|---|---|---|---|---|
| Cyanide | ND | | mg/L | 0.0050 | 0.0017 | 04/01/26 | 04/02/26 |

| Type: | Lab Control Sample | Lab ID: | QC1355477 | Batch: | 399576 |
|---|---|---|---|---|---|
| Matrix: | Water | Method: | SM 4500-CN-E | Prep Method: | METHOD |

| QC1355477 Analyte | Result | Spiked | Units | Recovery | Qual | Limits |
|---|---|---|---|---|---|---|
| Cyanide | 0.09871 | 0.1000 | mg/L | 99% | | 85-115 |

| Type: | Matrix Spike | Lab ID: | QC1355478 | Batch: | 399576 |
|---|---|---|---|---|---|
| Matrix (Source ID): | Water (556544-003) | Method: | SM 4500-CN-E | Prep Method: | METHOD |

| QC1355478 Analyte | Result | Source Sample Result | Spiked | Units | Recovery | Qual | Limits | DF |
|---|---|---|---|---|---|---|---|---|
| Cyanide | 0.4886 | 0.3774 | 0.1000 | mg/L | 111% | | 80-120 | 2.5 |

| Type: | Matrix Spike Duplicate | Lab ID: | QC1355479 | Batch: | 399576 |
|---|---|---|---|---|---|
| Matrix (Source ID): | Water (556544-003) | Method: | SM 4500-CN-E | Prep Method: | METHOD |

| QC1355479 Analyte | Result | Source Sample Result | Spiked | Units | Recovery | Qual | Limits | RPD | RPD Lim | DF |
|---|---|---|---|---|---|---|---|---|---|---|
| Cyanide | 0.4804 | 0.3774 | 0.1000 | mg/L | 103% | | 80-120 | 2 | 20 | 2.5 |

# Batch QC

| Type: Blank | Lab ID: QC1355609 | Batch: 399610 |
|---|---|---|
| Matrix: Water | Method: SM 4500-S2-D | Prep Method: METHOD |

| QC1355609 Analyte | Result | Qual | Units | RL | MDL | Prepared | Analyzed |
|---|---|---|---|---|---|---|---|
| Sulfide | ND | | mg/L | 0.10 | | 04/01/26 | 04/01/26 |

| Type: Lab Control Sample | Lab ID: QC1355610 | Batch: 399610 |
|---|---|---|
| Matrix: Water | Method: SM 4500-S2-D | Prep Method: METHOD |

| QC1355610 Analyte | Result | Spiked | Units | Recovery | Qual | Limits |
|---|---|---|---|---|---|---|
| Sulfide | 1.000 | 1.000 | mg/L | 100% | | 90-110 |

| Type: Matrix Spike | Lab ID: QC1355611 | Batch: 399610 |
|---|---|---|
| Matrix (Source ID): Drinking Water (556627-003) | Method: SM 4500-S2-D | Prep Method: METHOD |

| QC1355611 Analyte | Result | Source Sample Result | Spiked | Units | Recovery | Qual | Limits | DF |
|---|---|---|---|---|---|---|---|---|
| Sulfide | 1.000 | ND | 1.000 | mg/L | 100% | | 80-120 | 1 |

| Type: Matrix Spike Duplicate | Lab ID: QC1355612 | Batch: 399610 |
|---|---|---|
| Matrix (Source ID): Drinking Water (556627-003) | Method: SM 4500-S2-D | Prep Method: METHOD |

| QC1355612 Analyte | Result | Source Sample Result | Spiked | Units | Recovery | Qual | Limits | RPD | RPD Lim | DF |
|---|---|---|---|---|---|---|---|---|---|---|
| Sulfide | 1.000 | ND | 1.000 | mg/L | 100% | | 80-120 | 0 | 20 | 1 |

| Type: Blank | Lab ID: QC1355415 | Batch: 399558 |
|---|---|---|
| Matrix: Water | Method: SM 5310B | Prep Method: SM 5310B |

| QC1355415 Analyte | Result | Qual | Units | RL | MDL | Prepared | Analyzed |
|---|---|---|---|---|---|---|---|
| Total Organic Carbon | ND | | mg/L | 1.0 | 0.49 | 04/01/26 | 04/01/26 |

| Type: Lab Control Sample | Lab ID: QC1355416 | Batch: 399558 |
|---|---|---|
| Matrix: Water | Method: SM 5310B | Prep Method: SM 5310B |

| QC1355416 Analyte | Result | Spiked | Units | Recovery | Qual | Limits |
|---|---|---|---|---|---|---|
| Total Organic Carbon | 22.33 | 25.00 | mg/L | 89% | | 85-115 |

| Type: Matrix Spike | Lab ID: QC1355417 | Batch: 399558 |
|---|---|---|
| Matrix (Source ID): Water (556561-001) | Method: SM 5310B | Prep Method: SM 5310B |

| QC1355417 Analyte | Result | Source Sample Result | Spiked | Units | Recovery | Qual | Limits | DF |
|---|---|---|---|---|---|---|---|---|
| Total Organic Carbon | 44,500 | 30290 | 12500 | mg/L | 114% | | 75-125 | 500 |

# Batch QC

| | | | | | |
|---|---|---|---|---|---|
| **Type:** | **Matrix Spike Duplicate** | **Lab ID:** | **QC1355418** | **Batch:** | **399558** |
| **Matrix (Source ID):** | **Water (556561-001)** | **Method:** | **SM 5310B** | **Prep Method:** | **SM 5310B** |

| QC1355418 Analyte | Result | Source Sample Result | Spiked | Units | Recovery | Qual | Limits | RPD | RPD Lim | DF |
|---|---|---|---|---|---|---|---|---|---|---|
| Total Organic Carbon | 44,740 | 30290 | 12500 | mg/L | 116% | | 75-125 | 1 | 25 | 500 |

| | | | | | |
|---|---|---|---|---|---|
| **Type:** | **Sample Duplicate** | **Lab ID:** | **QC1355474** | **Batch:** | **399575** |
| **Matrix (Source ID):** | **Drinking Water (556648-005)** | **Method:** | **SM2130B** | | |

| QC1355474 Analyte | Result | Source Sample Result | Units | Qual | RPD | RPD Lim | DF |
|---|---|---|---|---|---|---|---|
| Turbidity | ND | ND | NTU | | | 20 | 1 |

| | | | | | |
|---|---|---|---|---|---|
| **Type:** | **Blank** | **Lab ID:** | **QC1355440** | **Batch:** | **399563** |
| **Matrix:** | **Water** | **Method:** | **SM2320B** | **Prep Method:** | **METHOD** |

| QC1355440 Analyte | Result | Qual | Units | RL | MDL | Prepared | Analyzed |
|---|---|---|---|---|---|---|---|
| Bicarbonate | ND | | mg/L | 2.0 | | 04/01/26 | 04/01/26 |
| Alkalinity, Total as CaCO3 | ND | | mg/L | 2.0 | | 04/01/26 | 04/01/26 |

| | | | | | |
|---|---|---|---|---|---|
| **Type:** | **Lab Control Sample** | **Lab ID:** | **QC1355441** | **Batch:** | **399563** |
| **Matrix:** | **Water** | **Method:** | **SM2320B** | **Prep Method:** | **METHOD** |

| QC1355441 Analyte | Result | Spiked | Units | Recovery | Qual | Limits |
|---|---|---|---|---|---|---|
| Alkalinity, Total as CaCO3 | 97.29 | 100.0 | mg/L | 97% | | 90-110 |

| | | | | | |
|---|---|---|---|---|---|
| **Type:** | **Sample Duplicate** | **Lab ID:** | **QC1355442** | **Batch:** | **399563** |
| **Matrix (Source ID):** | **Water (556243-001)** | **Method:** | **SM2320B** | **Prep Method:** | **METHOD** |

| QC1355442 Analyte | Result | Source Sample Result | Units | Qual | RPD | RPD Lim | DF |
|---|---|---|---|---|---|---|---|
| Bicarbonate | 336.9 | 334.5 | mg/L | | 1 | 20 | 2.5 |
| Alkalinity, Total as CaCO3 | 276.1 | 274.2 | mg/L | | 1 | 20 | 2.5 |

| | | | | | |
|---|---|---|---|---|---|
| **Type:** | **Sample Duplicate** | **Lab ID:** | **QC1355622** | **Batch:** | **399614** |
| **Matrix (Source ID):** | **Water (556600-002)** | **Method:** | **SM2510B** | **Prep Method:** | **METHOD** |

| QC1355622 Analyte | Result | Source Sample Result | Units | Qual | RPD | RPD Lim | DF |
|---|---|---|---|---|---|---|---|
| Specific Conductance | 572.5 | 584.9 | umhos/cm | | 2 | 20 | 1 |

# Batch QC

| Type: Blank | Lab ID: QC1355623 | Batch: 399613 |
|---|---|---|
| Matrix: Water | Method: SM2540C | Prep Method: METHOD |

| QC1355623 Analyte | Result | Qual | Units | RL | MDL | Prepared | Analyzed |
|---|---|---|---|---|---|---|---|
| Total Dissolved Solids | ND | | mg/L | 20 | | 04/01/26 | 04/02/26 |

| Type: Lab Control Sample | Lab ID: QC1355624 | Batch: 399613 |
|---|---|---|
| Matrix: Water | Method: SM2540C | Prep Method: METHOD |

| QC1355624 Analyte | Result | Spiked | Units | Recovery | Qual | Limits |
|---|---|---|---|---|---|---|
| Total Dissolved Solids | 988.0 | 1000 | mg/L | 99% | | 90-110 |

| Type: Sample Duplicate | Lab ID: QC1355625 | Batch: 399613 |
|---|---|---|
| Matrix (Source ID): Water (556600-002) | Method: SM2540C | Prep Method: METHOD |

| QC1355625 Analyte | Result | Source Sample Result | Units | Qual | RPD | RPD Lim | DF |
|---|---|---|---|---|---|---|---|
| Total Dissolved Solids | 486.6 | 572.0 | mg/L | | 16* | 5 | 2 |

| Type: Blank | Lab ID: QC1355628 | Batch: 399615 |
|---|---|---|
| Matrix: Water | Method: SM2540D | Prep Method: METHOD |

| QC1355628 Analyte | Result | Qual | Units | RL | MDL | Prepared | Analyzed |
|---|---|---|---|---|---|---|---|
| Total Suspended Solids | ND | | mg/L | 0.5 | | 04/01/26 | 04/02/26 |

| Type: Lab Control Sample | Lab ID: QC1355629 | Batch: 399615 |
|---|---|---|
| Matrix: Water | Method: SM2540D | Prep Method: METHOD |

| QC1355629 Analyte | Result | Spiked | Units | Recovery | Qual | Limits |
|---|---|---|---|---|---|---|
| Total Suspended Solids | 99.00 | 100.0 | mg/L | 99% | | 90-110 |

| Type: Lab Control Sample Duplicate | Lab ID: QC1355630 | Batch: 399615 |
|---|---|---|
| Matrix: Water | Method: SM2540D | Prep Method: METHOD |

| QC1355630 Analyte | Result | Spiked | Units | Recovery | Qual | Limits | RPD | RPD Lim |
|---|---|---|---|---|---|---|---|---|
| Total Suspended Solids | 99.95 | 100.0 | mg/L | 100% | | 90-110 | 1 | 5 |

| Type: Sample Duplicate | Lab ID: QC1355631 | Batch: 399615 |
|---|---|---|
| Matrix (Source ID): Water (556600-001) | Method: SM2540D | Prep Method: METHOD |

| QC1355631 Analyte | Result | Source Sample Result | Units | Qual | RPD | RPD Lim | DF |
|---|---|---|---|---|---|---|---|
| Total Suspended Solids | 7,950 | 8000 | mg/L | | 1 | 5 | 1 |

# Batch QC

| Type: Blank | Lab ID: QC1355283 | Batch: 399529 |
|---|---|---|
| Matrix: Water | Method: SM5210B | Prep Method: METHOD |

| QC1355283 Analyte | Result | Qual | Units | RL | MDL | Prepared | Analyzed |
|---|---|---|---|---|---|---|---|
| Biochemical Oxygen Demand | ND | | mg/L | 3.0 | | 04/01/26 08:14 | 04/06/26 16:12 |

| Type: Lab Control Sample | Lab ID: QC1355284 | Batch: 399529 |
|---|---|---|
| Matrix: Water | Method: SM5210B | Prep Method: METHOD |

| QC1355284 Analyte | Result | Spiked | Units | Recovery | Qual | Limits |
|---|---|---|---|---|---|---|
| Biochemical Oxygen Demand | 191.4 | 198.0 | mg/L | 97% | | 84.6-115.4 |

| Type: Sample Duplicate | Lab ID: QC1355285 | Batch: 399529 |
|---|---|---|
| Matrix (Source ID): Water (556412-002) | Method: SM5210B | Prep Method: METHOD |

| QC1355285 Analyte | Result | Source Sample Result | Units | Qual | RPD | RPD Lim | DF |
|---|---|---|---|---|---|---|---|
| Biochemical Oxygen Demand | 4,235 | 4065 | mg/L | | 4 | 30 | 1 |

| Type: Blank | Lab ID: QC1355423 | Batch: 399559 |
|---|---|---|
| Matrix: Water | Method: SM5220D | Prep Method: SM 5220D |

| QC1355423 Analyte | Result | Qual | Units | RL | MDL | Prepared | Analyzed |
|---|---|---|---|---|---|---|---|
| Chemical Oxygen Demand | ND | | mg/L | 4.0 | 2.6 | 04/01/26 | 04/01/26 |

| Type: Lab Control Sample | Lab ID: QC1355424 | Batch: 399559 |
|---|---|---|
| Matrix: Water | Method: SM5220D | Prep Method: SM 5220D |

| QC1355424 Analyte | Result | Spiked | Units | Recovery | Qual | Limits |
|---|---|---|---|---|---|---|
| Chemical Oxygen Demand | 106.0 | 100.0 | mg/L | 106% | | 90-110 |

| Type: Matrix Spike | Lab ID: QC1355425 | Batch: 399559 |
|---|---|---|
| Matrix (Source ID): Water (556471-002) | Method: SM5220D | Prep Method: SM 5220D |

| QC1355425 Analyte | Result | Source Sample Result | Spiked | Units | Recovery | Qual | Limits | DF |
|---|---|---|---|---|---|---|---|---|
| Chemical Oxygen Demand | 116.0 | 9.000 | 100.0 | mg/L | 107% | | 75-125 | 1 |

| Type: Matrix Spike Duplicate | Lab ID: QC1355426 | Batch: 399559 |
|---|---|---|
| Matrix (Source ID): Water (556471-002) | Method: SM5220D | Prep Method: SM 5220D |

| QC1355426 Analyte | Result | Source Sample Result | Spiked | Units | Recovery | Qual | Limits | RPD | RPD Lim | DF |
|---|---|---|---|---|---|---|---|---|---|---|
| Chemical Oxygen Demand | 116.0 | 9.000 | 100.0 | mg/L | 107% | | 75-125 | 0 | 20 | 1 |

# Batch QC

| | |
|---|---|
| * | Value is outside QC limits |
| E | Response exceeds instrument's linear range |
| ND | Not Detected |
| NM | Not Meaningful |
| b | See narrative |

**Laboratory Job Number 556600**

**Subcontracted Products**

**Pace Laboratories**

Date of Report: 04/15/2026

David Tripp

Enthalpy Analytical - Orange
931 West Barkley Avenue
Orange, CA 92868

| | |
|---|---|
| Client Project: | EO-556600 |
| Pace Project: | Chiquita Canyon Landfill Stormwater |
| Pace Work Order: | 2604644 |
| Invoice ID: | B533948 |

Enclosed are the results of analyses for samples received by the laboratory on 4/2/2026. If you have any questions concerning this report, please feel free to contact me.

Sincerely,

Shaniah Underwood

Contact Person: Shaniah Underwood
Client Service Rep.

Steven Bennett

Steven Bennett
Operations Manager

Certifications: CA ELAP #1186; NV #CA00014; OR ELAP #4032-001; AK UST101

*The results in this report apply to the samples analyzed in accordance with the chain of custody document. This analytical report must be reproduced in its entirety.*
All results listed in this report are for the exclusive use of the submitting party. Pace Analytical assumes no responsibility for report alteration, separation, detachment or third party interpretation.

# Table of Contents


**Sample Information**

Chain of Custody and Cooler Receipt form ..... 3

Laboratory / Client Sample Cross Reference ..... 5

**Sample Results**

**2604644-01 - SOUTH BASIN - WESTERN INLET**

Organo-Phosphorus Pesticide Analysis (EPA Method 8141A) ..... 6

**2604644-02 - SOUTH BASIN - EASTERN INLET**

Organo-Phosphorus Pesticide Analysis (EPA Method 8141A) ..... 7

**Quality Control Reports**

**Organo-Phosphorus Pesticide Analysis (EPA Method 8141A)**

Method Blank Analysis ..... 8

Laboratory Control Sample ..... 9

**Notes**

Notes and Definitions ..... 10



*The results in this report apply to the samples analyzed in accordance with the chain of custody document. This analytical report must be reproduced in its entirety.*

All results listed in this report are for the exclusive use of the submitting party. Pace Analytical assumes no responsibility for report alteration, separation, detachment or third party interpretation.

**Chain of Custody and Cooler Receipt Form for 2604644 Page 1 of 2**

ENTHALPY ANALYTICAL

931 West Barkley Ave
Orange, CA 92868
(714) 771-6900

Subcontract Laboratory: 26-04644
Pace Laboratories
4100 Atlas Court
Bakersfield, CA 93308
ATTN: Ragen Schallock
PO #: Required, to be sent via email

Enthalpy Order: EO-556600
PM: David Tripp
Email: david.tripp@enthalpy.com
CC: incomingreports@enthalpy.com
Phone: 657-581-4710

Results Due: 04/09/26
Report Level: II
Report To: MDL
EDDs: ELM_TransferOut (Standard Excel Transfer EDD, 3 tabs)

2604644

Notes:
CHIQUITA Stormwater - No dilutions please unless absolutely necessary due to matrix or other technically valid reason, requiring clear, technical explanation for client's regulator in your Case Narrative.

| Sample ID | Collected | Lab ID | # Cont. | Matrix | Analysis Requested | Comment |
|---|---|---|---|---|---|---|
| SOUTH BASIN - WESTERN INLET | 01-APR-2026 00:10 | 556600-001 | 1 | Water | Organophosphorus Pesticides | -1 |
| SOUTH BASIN - EASTERN INLET | 01-APR-2026 00:20 | 556600-002 | 1 | Water | Organophosphorus Pesticides | -2 |

| Notes: | Relinquished By: | Received By: |
|---|---|---|
| | | |
| | Date: 3:05 PM 4-1-26 | Date: 04/02/26 |
| | | |
| | Date: | Date: 04/02/26 1041 |
| | | |
| | Date: | Date: |

CHK BY HB DISTRIBUTION SLM SUB OUT

*The results in this report apply to the samples analyzed in accordance with the chain of custody document. This analytical report must be reproduced in its entirety.*
All results listed in this report are for the exclusive use of the submitting party. Pace Analytical assumes no responsibility for report alteration, separation, detachment or third party interpretation.

Pace Analytical®
ENVIRONMENTAL SCIENCES

**Chain of Custody and Cooler Receipt Form for 2604644 Page 2 of 2**

| PACE ANALYTICAL | COOLER RECEIPT FORM | Page 1 Of 1 |
|---|---|---|
| Submission #: 26-046644 | | |

| SHIPPING INFORMATION | SHIPPING CONTAINER | FREE LIQUID |
|---|---|---|
| Fed Ex ☑ UPS ☐ GSO / GLS ☐ Hand Delivery ☐<br>Pace Lab Field Service ☐ Other ☐ (Specify)_____ | Ice Chest ☑ None ☐ Box ☐<br>Other ☐ (Specify)_____ | YES ☐ NO ☐<br>(W) / S |

Refrigerant: Ice ☑ Blue Ice ☐ None ☐ Other ☐ Comments:

Custody Seals Ice Chest ☐ Intact? Yes ☐ No ☐ Containers ☐ Intact? Yes ☐ No ☐ None ☑ Comments:

All samples received? Yes ☑ No ☐ All samples containers intact? Yes ☑ No ☐ Description(s) match COC? Yes ☐ No ☑

| COC Received | | |
|---|---|---|
| ☑YES ☐ NO | Emissivity: 0.97 Container: N/A Thermometer ID: 274<br>Temperature: (A) 2.9 °C / (C) 2.8 °C | Date/Time 04/02/26<br>Analyst Init TB 1041 |

| SAMPLE CONTAINERS | SAMPLE NUMBERS | | | | | | | | | |
|---|---|---|---|---|---|---|---|---|---|---|
| | 1 | 2 | 3 | 4 | 5 | 6 | 7 | 8 | 9 | 10 |
| QT PE UNPRES | | | | | | | | | | |
| 4oz / 8oz / 16oz PE UNPRES | | | | | | | | | | |
| 2oz $Cr^{+6}$ | | | | | | | | | | |
| QT INORGANIC CHEMICAL METALS | | | | | | | | | | |
| INORGANIC CHEMICAL METALS 4oz / 8oz / 16oz | | | | | | | | | | |
| PT CYANIDE | | | | | | | | | | |
| PT NITROGEN FORMS | | | | | | | | | | |
| PT TOTAL SULFIDE | | | | | | | | | | |
| 2oz. NITRATE / NITRITE | | | | | | | | | | |
| PT TOTAL ORGANIC CARBON | | | | | | | | | | |
| PT CHEMICAL OXYGEN DEMAND | | | | | | | | | | |
| PtA PHENOLICS | | | | | | | | | | |
| 40ml VOA VIAL TRAVEL BLANK | | | | | | | | | | |
| 40ml VOA VIAL | | | | | | | | | | |
| QT EPA 1664B | | | | | | | | | | |
| PT ODOR | | | | | | | | | | |
| RADIOLOGICAL | | | | | | | | | | |
| BACTERIOLOGICAL | | | | | | | | | | |
| 40 ml VOA VIAL- 504 | | | | | | | | | | |
| QT EPA 508/608.3/8081A | | | | | | | | | | |
| QT EPA 515.1/8151A | | | | | | | | | | |
| QT EPA 525.2 | | | | | | | | | | |
| QT EPA 525.2 TRAVEL BLANK | | | | | | | | | | |
| 40ml EPA 547 | | | | | | | | | | |
| 40ml EPA 531.1 | | | | | | | | | | |
| 8oz EPA 548.1 | | | | | | | | | | |
| QT EPA 549.2 | | | | | | | | | | |
| QT EPA 8015M | | | | | | | | | | |
| QT EPA 8270C | | | | | | | | | | |
| 8oz / 16oz / 32oz AMBER | A | A | | | | | | | | |
| 8oz / 16oz / 32oz JAR | | | | | | | | | | |
| SOIL SLEEVE | | | | | | | | | | |
| PCB VIAL | | | | | | | | | | |
| PLASTIC BAG | | | | | | | | | | |
| TEDLAR BAG | | | | | | | | | | |
| FERROUS IRON | | | | | | | | | | |
| ENCORE | | | | | | | | | | |
| SMART KIT | | | | | | | | | | |
| SUMMA CANISTER | | | | | | | | | | |

Comments: -DA time on sample says 12:20

Sample Numbering Completed By: _____ Date/Time: 04/02/26

A = Actual / C = Corrected

Rev 23 05/20/22

[S:\WPDoc\WordPerfect\LAB_DOCS\FORMS\SAMREC rev 20]

*The results in this report apply to the samples analyzed in accordance with the chain of custody document. This analytical report must be reproduced in its entirety.*
All results listed in this report are for the exclusive use of the submitting party. Pace Analytical assumes no responsibility for report alteration, separation, detachment or third party interpretation.

Pace Analytical
ENVIRONMENTAL SCIENCES

| | |
|---|---|
| Enthalpy Analytical - Orange | **Reported:** 04/15/2026 9:38 |
| 931 West Barkley Avenue | Project: Chiquita Canyon Landfill Stormwater |
| Orange, CA 92868 | Project Number: EO-556600 |
| | Project Manager: David Tripp |

# Laboratory / Client Sample Cross Reference

| Laboratory | Client Sample Information | | | |
|---|---|---|---|---|
| **2604644-01** | **COC Number:** | — | **Receive Date:** | 04/02/2026 10:41 |
| | **Project Number:** | — | **Sampling Date:** | 04/01/2026 12:10 |
| | **Sampling Location:** | — | **Sample Depth:** | — |
| | **Sampling Point:** | SOUTH BASIN - WESTERN INLET | **Lab Matrix:** | Water |
| | **Sampled By:** | client | **Sample Type:** | Water |
| **2604644-02** | **COC Number:** | — | **Receive Date:** | 04/02/2026 10:41 |
| | **Project Number:** | — | **Sampling Date:** | 04/01/2026 12:20 |
| | **Sampling Location:** | — | **Sample Depth:** | — |
| | **Sampling Point:** | SOUTH BASIN - EASTERN INLET | **Lab Matrix:** | Water |
| | **Sampled By:** | client | **Sample Type:** | Water |

*The results in this report apply to the samples analyzed in accordance with the chain of custody document. This analytical report must be reproduced in its entirety.*
All results listed in this report are for the exclusive use of the submitting party. Pace Analytical assumes no responsibility for report alteration, separation, detachment or third party interpretation.

Pace Analytical
ENVIRONMENTAL SCIENCES

Enthalpy Analytical - Orange
931 West Barkley Avenue
Orange, CA 92868

**Reported:** 04/15/2026 9:38
Project: Chiquita Canyon Landfill Stormwater
Project Number: EO-556600
Project Manager: David Tripp

# Organo-Phosphorus Pesticide Analysis (EPA Method 8141A)

**Pace Sample ID:** 2604644-01 | **Client Sample Name:** SOUTH BASIN - WESTERN INLET, 4/1/2026 12:10:00PM, client

| Constituent | Result | Units | PQL | MDL | Method | MB Bias | Lab Quals | DCN |
|---|---|---|---|---|---|---|---|---|
| Azinphos methyl | ND | ug/L | 0.50 | 0.12 | EPA-8141A | ND | | 1 |
| Bolstar | ND | ug/L | 0.20 | 0.050 | EPA-8141A | ND | | 1 |
| Chlorpyrifos | ND | ug/L | 0.20 | 0.050 | EPA-8141A | ND | | 1 |
| Coumaphos | ND | ug/L | 0.50 | 0.11 | EPA-8141A | ND | | 1 |
| Demeton O/S | ND | ug/L | 0.20 | 0.056 | EPA-8141A | ND | | 1 |
| Diazinon | ND | ug/L | 0.20 | 0.050 | EPA-8141A | ND | | 1 |
| Dichlorvos | ND | ug/L | 0.20 | 0.050 | EPA-8141A | ND | | 1 |
| Disulfoton | ND | ug/L | 0.20 | 0.050 | EPA-8141A | ND | | 1 |
| Ethoprop | ND | ug/L | 0.20 | 0.052 | EPA-8141A | ND | | 1 |
| Fensulfothion | ND | ug/L | 0.20 | 0.051 | EPA-8141A | ND | | 1 |
| Fenthion | ND | ug/L | 0.20 | 0.050 | EPA-8141A | ND | | 1 |
| Merphos | ND | ug/L | 0.20 | 0.050 | EPA-8141A | ND | | 1 |
| Methyl parathion | ND | ug/L | 0.20 | 0.050 | EPA-8141A | ND | | 1 |
| Mevinphos | ND | ug/L | 0.20 | 0.050 | EPA-8141A | ND | | 1 |
| Naled | ND | ug/L | 0.50 | 0.17 | EPA-8141A | ND | | 1 |
| Phorate | ND | ug/L | 0.20 | 0.066 | EPA-8141A | ND | | 1 |
| Ronnel (Fenchlorphos) | ND | ug/L | 0.20 | 0.050 | EPA-8141A | ND | | 1 |
| Stirophos (Tetrachlorvinphos) | ND | ug/L | 0.20 | 0.082 | EPA-8141A | ND | | 1 |
| Tokuthion (Prothiofos) | ND | ug/L | 0.20 | 0.050 | EPA-8141A | ND | | 1 |
| Trichloronate | ND | ug/L | 0.20 | 0.050 | EPA-8141A | ND | | 1 |
| Triphenylphosphate (Surrogate) | 80.6 | % | 50 - 130 (LCL - UCL) | | EPA-8141A | | | 1 |

| DCN | Method | Prep Date | Run Date/Time | Analyst | Instrument | Dilution | QC Batch ID | Prep Method |
|---|---|---|---|---|---|---|---|---|
| 1 | EPA-8141A | 04/02/26 20:00 | 04/07/26 14:54 | IJC | GC-18 | 0.962 | B229898 | EPA 3510C |

DCN = Data Continuation Number

*The results in this report apply to the samples analyzed in accordance with the chain of custody document. This analytical report must be reproduced in its entirety.*
All results listed in this report are for the exclusive use of the submitting party. Pace Analytical assumes no responsibility for report alteration, separation, detachment or third party interpretation.

Pace Analytical
ENVIRONMENTAL SCIENCES

Enthalpy Analytical - Orange
931 West Barkley Avenue
Orange, CA 92868

**Reported:** 04/15/2026 9:38
Project: Chiquita Canyon Landfill Stormwater
Project Number: EO-556600
Project Manager: David Tripp

# Organo-Phosphorus Pesticide Analysis (EPA Method 8141A)

**Pace Sample ID:** 2604644-02 | **Client Sample Name:** SOUTH BASIN - EASTERN INLET, 4/1/2026 12:20:00PM, client

| Constituent | Result | Units | PQL | MDL | Method | MB Bias | Lab Quals | DCN |
|---|---|---|---|---|---|---|---|---|
| Azinphos methyl | ND | ug/L | 0.50 | 0.12 | EPA-8141A | ND | | 1 |
| Bolstar | ND | ug/L | 0.20 | 0.050 | EPA-8141A | ND | | 1 |
| Chlorpyrifos | ND | ug/L | 0.20 | 0.050 | EPA-8141A | ND | | 1 |
| Coumaphos | ND | ug/L | 0.50 | 0.11 | EPA-8141A | ND | | 1 |
| Demeton O/S | ND | ug/L | 0.20 | 0.056 | EPA-8141A | ND | | 1 |
| Diazinon | ND | ug/L | 0.20 | 0.050 | EPA-8141A | ND | | 1 |
| Dichlorvos | ND | ug/L | 0.20 | 0.050 | EPA-8141A | ND | | 1 |
| Disulfoton | ND | ug/L | 0.20 | 0.050 | EPA-8141A | ND | | 1 |
| Ethoprop | ND | ug/L | 0.20 | 0.052 | EPA-8141A | ND | | 1 |
| Fensulfothion | ND | ug/L | 0.20 | 0.051 | EPA-8141A | ND | | 1 |
| Fenthion | ND | ug/L | 0.20 | 0.050 | EPA-8141A | ND | | 1 |
| Merphos | ND | ug/L | 0.20 | 0.050 | EPA-8141A | ND | | 1 |
| Methyl parathion | ND | ug/L | 0.20 | 0.050 | EPA-8141A | ND | | 1 |
| Mevinphos | ND | ug/L | 0.20 | 0.050 | EPA-8141A | ND | | 1 |
| Naled | ND | ug/L | 0.50 | 0.17 | EPA-8141A | ND | | 1 |
| Phorate | ND | ug/L | 0.20 | 0.066 | EPA-8141A | ND | | 1 |
| Ronnel (Fenchlorphos) | ND | ug/L | 0.20 | 0.050 | EPA-8141A | ND | | 1 |
| Stirophos (Tetrachlorvinphos) | ND | ug/L | 0.20 | 0.082 | EPA-8141A | ND | | 1 |
| Tokuthion (Prothiofos) | ND | ug/L | 0.20 | 0.050 | EPA-8141A | ND | | 1 |
| Trichloronate | ND | ug/L | 0.20 | 0.050 | EPA-8141A | ND | | 1 |
| Triphenylphosphate (Surrogate) | 62.0 | % | 50 - 130 (LCL - UCL) | | EPA-8141A | | | 1 |

| DCN | Method | Prep Date | Run Date/Time | Analyst | Instrument | Dilution | QC Batch ID | Prep Method |
|---|---|---|---|---|---|---|---|---|
| 1 | EPA-8141A | 04/02/26 20:00 | 04/07/26 15:24 | IJC | GC-18 | 0.962 | B229898 | EPA 3510C |

DCN = Data Continuation Number

*The results in this report apply to the samples analyzed in accordance with the chain of custody document. This analytical report must be reproduced in its entirety.*
All results listed in this report are for the exclusive use of the submitting party. Pace Analytical assumes no responsibility for report alteration, separation, detachment or third party interpretation.

Pace Analytical
ENVIRONMENTAL SCIENCES

Enthalpy Analytical - Orange
931 West Barkley Avenue
Orange, CA 92868

**Reported:** 04/15/2026 9:38
Project: Chiquita Canyon Landfill Stormwater
Project Number: EO-556600
Project Manager: David Tripp

# Organo-Phosphorus Pesticide Analysis (EPA Method 8141A)

## Quality Control Report - Method Blank Analysis

| Constituent | QC Sample ID | MB Result | Units | PQL | MDL | Lab Quals | Run # |
|---|---|---|---|---|---|---|---|
| **QC Batch ID: B229898** | | | | | | | |
| Azinphos methyl | B229898-BLK1 | ND | ug/L | 0.50 | 0.12 | | 1 |
| Bolstar | B229898-BLK1 | ND | ug/L | 0.20 | 0.050 | | 1 |
| Chlorpyrifos | B229898-BLK1 | ND | ug/L | 0.20 | 0.050 | | 1 |
| Coumaphos | B229898-BLK1 | ND | ug/L | 0.50 | 0.11 | | 1 |
| Demeton O/S | B229898-BLK1 | ND | ug/L | 0.20 | 0.056 | | 1 |
| Diazinon | B229898-BLK1 | ND | ug/L | 0.20 | 0.050 | | 1 |
| Dichlorvos | B229898-BLK1 | ND | ug/L | 0.20 | 0.050 | | 1 |
| Disulfoton | B229898-BLK1 | ND | ug/L | 0.20 | 0.050 | | 1 |
| Ethoprop | B229898-BLK1 | ND | ug/L | 0.20 | 0.052 | | 1 |
| Fensulfothion | B229898-BLK1 | ND | ug/L | 0.20 | 0.051 | | 1 |
| Fenthion | B229898-BLK1 | ND | ug/L | 0.20 | 0.050 | | 1 |
| Merphos | B229898-BLK1 | ND | ug/L | 0.20 | 0.050 | | 1 |
| Methyl parathion | B229898-BLK1 | ND | ug/L | 0.20 | 0.050 | | 1 |
| Mevinphos | B229898-BLK1 | ND | ug/L | 0.20 | 0.050 | | 1 |
| Naled | B229898-BLK1 | ND | ug/L | 0.50 | 0.17 | | 1 |
| Phorate | B229898-BLK1 | ND | ug/L | 0.20 | 0.066 | | 1 |
| Ronnel (Fenchlorphos) | B229898-BLK1 | ND | ug/L | 0.20 | 0.050 | | 1 |
| Stirophos (Tetrachlorvinphos) | B229898-BLK1 | ND | ug/L | 0.20 | 0.082 | | 1 |
| Tokuthion (Prothiofos) | B229898-BLK1 | ND | ug/L | 0.20 | 0.050 | | 1 |
| Trichloronate | B229898-BLK1 | ND | ug/L | 0.20 | 0.050 | | 1 |
| **Triphenylphosphate (Surrogate)** | **B229898-BLK1** | **78.2** | % | **50 - 130 (LCL - UCL)** | | | 1 |

| Run # | QC Sample ID | QC Type | Method | Prep Date | Run Date Time | Analyst | Instrument | Dilution |
|---|---|---|---|---|---|---|---|---|
| 1 | B229898-BLK1 | PB | EPA-8141A | 04/02/26 | 04/07/26 13:25 | IJC | GC-18 | 1 |

*The results in this report apply to the samples analyzed in accordance with the chain of custody document. This analytical report must be reproduced in its entirety.*
All results listed in this report are for the exclusive use of the submitting party. Pace Analytical assumes no responsibility for report alteration, separation, detachment or third party interpretation.

Pace Analytical
ENVIRONMENTAL SCIENCES

Enthalpy Analytical - Orange
931 West Barkley Avenue
Orange, CA 92868

**Reported:** 04/15/2026 9:38
Project: Chiquita Canyon Landfill Stormwater
Project Number: EO-556600
Project Manager: David Tripp

# Organo-Phosphorus Pesticide Analysis (EPA Method 8141A)

## Quality Control Report - Laboratory Control Sample

| Constituent | QC Sample ID | Type | Result | Spike Level | Units | Percent Recovery | RPD | Control Limits Percent Recovery | Control Limits RPD | Lab Quals | Run # |
|---|---|---|---|---|---|---|---|---|---|---|---|
| **QC Batch ID: B229898** | | | | | | | | | | | |
| Bolstar | B229898-BS1 | LCS | 1.6150 | 2.0000 | ug/L | 80.8 | | 50 - 130 | | | 1 |
| | B229898-BSD1 | LCSD | 1.7100 | 2.0000 | ug/L | 85.5 | 5.7 | 50 - 130 | 30 | | 2 |
| Chlorpyrifos | B229898-BS1 | LCS | 1.8100 | 2.0000 | ug/L | 90.5 | | 60 - 120 | | | 1 |
| | B229898-BSD1 | LCSD | 1.9300 | 2.0000 | ug/L | 96.5 | 6.4 | 60 - 120 | 30 | | 2 |
| Diazinon | B229898-BS1 | LCS | 1.6350 | 2.0000 | ug/L | 81.8 | | 60 - 130 | | | 1 |
| | B229898-BSD1 | LCSD | 1.9050 | 2.0000 | ug/L | 95.2 | 15.3 | 60 - 130 | 30 | | 2 |
| Methyl parathion | B229898-BS1 | LCS | 1.6900 | 2.0000 | ug/L | 84.5 | | 60 - 120 | | | 1 |
| | B229898-BSD1 | LCSD | 1.7800 | 2.0000 | ug/L | 89.0 | 5.2 | 60 - 120 | 30 | | 2 |
| Mevinphos | B229898-BS1 | LCS | 1.5000 | 2.0000 | ug/L | 75.0 | | 50 - 120 | | | 1 |
| | B229898-BSD1 | LCSD | 1.6300 | 2.0000 | ug/L | 81.5 | 8.3 | 50 - 120 | 30 | | 2 |
| Ronnel (Fenchlorphos) | B229898-BS1 | LCS | 1.6850 | 2.0000 | ug/L | 84.2 | | 50 - 120 | | | 1 |
| | B229898-BSD1 | LCSD | 1.8800 | 2.0000 | ug/L | 94.0 | 10.9 | 50 - 120 | 30 | | 2 |
| Stirophos (Tetrachlorvinphos) | B229898-BS1 | LCS | 1.7050 | 2.0000 | ug/L | 85.2 | | 50 - 120 | | | 1 |
| | B229898-BSD1 | LCSD | 1.9100 | 2.0000 | ug/L | 95.5 | 11.3 | 50 - 120 | 30 | | 2 |
| Triphenylphosphate (Surrogate) | B229898-BS1 | LCS | 1.6000 | 2.5000 | ug/L | 64.0 | | 50 - 130 | | | 1 |
| | B229898-BSD1 | LCSD | 1.5950 | 2.5000 | ug/L | 63.8 | 0.3 | 50 - 130 | | | 2 |

| Run # | QC Sample ID | QC Type | Method | Prep Date | Run Date Time | Analyst | Instrument | Dilution |
|---|---|---|---|---|---|---|---|---|
| 1 | B229898-BS1 | LCS | EPA-8141A | 04/02/26 | 04/07/26 13:55 | IJC | GC-18 | 1 |
| 2 | B229898-BSD1 | LCSD | EPA-8141A | 04/02/26 | 04/07/26 14:25 | IJC | GC-18 | 1 |

*The results in this report apply to the samples analyzed in accordance with the chain of custody document. This analytical report must be reproduced in its entirety.*
All results listed in this report are for the exclusive use of the submitting party. Pace Analytical assumes no responsibility for report alteration, separation, detachment or third party interpretation.

Enthalpy Analytical - Orange
931 West Barkley Avenue
Orange, CA 92868

**Reported:** 04/15/2026 9:38
Project: Chiquita Canyon Landfill Stormwater
Project Number: EO-556600
Project Manager: David Tripp

## Notes And Definitions

| | |
|---|---|
| MDL | Method Detection Limit |
| ND | Analyte Not Detected |
| PQL | Practical Quantitation Limit |

*The results in this report apply to the samples analyzed in accordance with the chain of custody document. This analytical report must be reproduced in its entirety.*
All results listed in this report are for the exclusive use of the submitting party. Pace Analytical assumes no responsibility for report alteration, separation, detachment or third party interpretation.

**Laboratory Job Number 556600**

**Subcontracted Products**

**McCampbell Analytical, Inc.**

# McCampbell Analytical, Inc.

*"When Quality Counts"*

# Analytical Report

**WorkOrder:** 2604097

**Report Created for:** Enthalpy Analytical

931 West Barkley Avenue
Orange, CA 92868

**Project Contact:** David Tripp
**Project P.O.:** 096843
**Project:** EO-556600

**Project Location:**
**Project Received:** 04/02/2026

Analytical Report reviewed & approved for release on 04/09/2026 by:

Ana Venegas
Project Manager

***The report shall not be reproduced except in full, without the written approval of the laboratory. The analytical results relate only to the items tested. Results reported conform to the most current regulatory standards, where applicable, unless otherwise stated.***

1534 Willow Pass Rd. Pittsburg, CA 94565 ♦ TEL: (877) 252-9262 ♦ FAX: (925) 252-9269 ♦ www.mccampbell.com
CA ELAP 1644 ♦ ORELAP (NELAP) 4033 ♦ AIHA-LAP ID#232255 ♦ DoD-ELAP Cert # L22-757

McCampbell Analytical, Inc.
"When Quality Counts"

1534 Willow Pass Road, Pittsburg, CA 94565-1701
Toll Free Telephone: (877) 252-9262 / Fax: (925) 252-9269
http://www.mccampbell.com / E-mail: main@mccampbell.com

# Glossary of Terms & Qualifier Definitions

**Client:** Enthalpy Analytical **WorkOrder:** 2604097

**Project:** EO-556600

## Glossary Abbreviation

| | |
|---|---|
| %D | Serial Dilution Percent Difference |
| 95% Interval | 95% Confident Interval |
| CCV | Continuing Calibration Verification. |
| CCV REC (%) | The % recovery of Continuing Calibration Verification |
| DF | Dilution Factor |
| DI WET | (DISTLC) Waste Extraction Test using DI water |
| DISS | Dissolved (sample filtered using a 0.45 µm filter size) |
| DLT | Dilution Test (Serial Dilution) |
| DUP | Duplicate |
| EDL | Estimated Detection Limit |
| ITEF | International Toxicity Equivalence Factor |
| LCS | Laboratory Control Sample |
| LCS2 | Second LCS for the batch. Spike level is lower than that for the first LCS; applicable to method 1633. |
| LQL | Lowest Quantitation Level |
| MB | Method Blank |
| MB IS/SS % Rec | % Recovery of Internal Standard or Surrogate in Method Blank, if applicable |
| MB SS % Rec | % Recovery of Surrogate in Method Blank, if applicable |
| MDL | Method Detection Limit [1] |
| ML | Minimum Level of Quantitation |
| MS | Matrix Spike |
| MSD | Matrix Spike Duplicate |
| NA | Not Applicable |
| ND | Not detected at or above the indicated MDL (if present) or RL. |
| NR | Data Not Reported due to matrix interference or insufficient sample amount. |
| PDS | Post Digestion Spike |
| PF | Prep Factor |
| RD | Relative Difference |
| RL | Reporting Limit [2] |
| RPD | Relative Percent Difference |
| RRT | Relative Retention Time |
| RSD | Relative Standard Deviation |
| SPK Val | Spike Value |
| SPKRef Val | Spike Reference Value |
| SPLP | Synthetic Precipitation Leachate Procedure |

[1] MDL is the minimum measured concentration of a substance that can be reported with 99% confidence that the measured concentration is distinguishable from method blank results. Definition and Procedure for the Determination of the Method Detection Limit, Revision 2, 40CFR, Part 136, Appendix B, EPA 821-R-16-006, December 2016. Values are based upon our default extraction volume/amount and are subject to change.

[2] RL is the lowest level that can be reliably determined within specified limits of precision and accuracy during routine laboratory operating conditions. (The RL cannot be lower than the lowest calibration standard used in the initial calibration of the instrument and must be greater than the MDL.) Values are based upon our default extraction volume/amount and are subject to change.

McCampbell Analytical, Inc.
"When Quality Counts"

1534 Willow Pass Road, Pittsburg, CA 94565-1701
Toll Free Telephone: (877) 252-9262 / Fax: (925) 252-9269
http://www.mccampbell.com / E-mail: main@mccampbell.com

# Glossary of Terms & Qualifier Definitions

**Client:** Enthalpy Analytical **WorkOrder:** 2604097

**Project:** EO-556600

| | |
|---|---|
| TCLP | Toxicity Characteristic Leachate Procedure |
| TEQ | Toxicity Equivalents |
| TNTC | "Too Numerous to Count;" greater than 250 colonies observed on the plate. |
| TPH-Diesel | Sample results for semi-volatile TPH (diesel, kerosene, oil, etc) were calculated using a background subtraction procedure to correct for instrument baseline rise (column bleed) as described in Sec 7.7.2.2 of EPA 8015 B, C. |
| TZA | TimeZone Net Adjustment for sample collected outside of MAI's Coordinated Universal Time (UTC). (Adjustment for Daylight Saving is not accounted.) |
| WET (STLC) | Waste Extraction Test (Soluble Threshold Limit Concentration) |

## Analytical Qualifiers

| | |
|---|---|
| a3 | Sample diluted due to high organic content interfering with quantitative/or qualitative analysis. |

McCampbell Analytical, Inc.
"When Quality Counts"

1534 Willow Pass Road, Pittsburg, CA 94565-1701
Toll Free Telephone: (877) 252-9262 / Fax: (925) 252-9269
http://www.mccampbell.com / E-mail: main@mccampbell.com

# Analytical Report

| | | | |
|---|---|---|---|
| **Client:** | Enthalpy Analytical | **WorkOrder:** | 2604097 |
| **Date Received:** | 04/02/2026 9:35 | **Extraction Method:** | E8151A |
| **Date Prepared:** | 04/08/2026 | **Analytical Method:** | E8151A |
| **Project:** | EO-556600 | **Unit:** | µg/L |

## Chlorinated Herbicides by GC-ECD

| Client ID | Lab ID | Matrix | Date Collected | Instrument FileID | Batch ID |
|---|---|---|---|---|---|
| SOUTH BASIN - WESTERN INLET | 2604097-001A | Water | 04/01/2026 00:10 | GC15A 04082608.D | 339220 |

| Analytes | Result | MDL | RL | DF | Date Analyzed |
|---|---|---|---|---|---|
| Acifluorfen | ND | 5.3 | 10 | 10 | 04/08/2026 11:47 |
| Bentazon | ND | 3.2 | 10 | 10 | 04/08/2026 11:47 |
| Chloramben | ND | 6.4 | 10 | 10 | 04/08/2026 11:47 |
| 2,4-D (Dichlorophenoxyacetic acid) | ND | 0.79 | 2.0 | 10 | 04/08/2026 11:47 |
| 2,4-DB | ND | 4.2 | 10 | 10 | 04/08/2026 11:47 |
| Dalapon | ND | 7.7 | 10 | 10 | 04/08/2026 11:47 |
| DCPA (mono & diacid) | ND | 5.0 | 10 | 10 | 04/08/2026 11:47 |
| Dicamba | ND | 0.74 | 2.0 | 10 | 04/08/2026 11:47 |
| 3,5-Dichlorobenzoic Acid | ND | 2.4 | 10 | 10 | 04/08/2026 11:47 |
| Dichloroprop | ND | 3.5 | 10 | 10 | 04/08/2026 11:47 |
| Dinoseb (DNBP) | ND | 3.0 | 10 | 10 | 04/08/2026 11:47 |
| MCPA | ND | 13 | 20 | 10 | 04/08/2026 11:47 |
| MCPP | ND | 12 | 20 | 10 | 04/08/2026 11:47 |
| 4-Nitrophenol | ND | 7.7 | 10 | 10 | 04/08/2026 11:47 |
| Pentachlorophenol (PCP) | ND | 0.55 | 2.0 | 10 | 04/08/2026 11:47 |
| Picloram | ND | 3.8 | 10 | 10 | 04/08/2026 11:47 |
| 2,4,5-T (Trichlorophenoxy acetic acid) | ND | 1.0 | 2.0 | 10 | 04/08/2026 11:47 |
| 2,4,5-TP (Silvex) | ND | 1.6 | 5.0 | 10 | 04/08/2026 11:47 |

| Surrogates | REC (%) | Limits | DF | |
|---|---|---|---|---|
| DCAA | 87 | 60-140 | 10 | 04/08/2026 11:47 |

Analyst(s): DP

Analytical Comments: a3

*(Cont.)*

McCampbell Analytical, Inc.
"When Quality Counts"

1534 Willow Pass Road, Pittsburg, CA 94565-1701
Toll Free Telephone: (877) 252-9262 / Fax: (925) 252-9269
http://www.mccampbell.com / E-mail: main@mccampbell.com

# Analytical Report

| | | | |
|---|---|---|---|
| **Client:** | Enthalpy Analytical | **WorkOrder:** | 2604097 |
| **Date Received:** | 04/02/2026 9:35 | **Extraction Method:** | E8151A |
| **Date Prepared:** | 04/08/2026 | **Analytical Method:** | E8151A |
| **Project:** | EO-556600 | **Unit:** | µg/L |

## Chlorinated Herbicides by GC-ECD

| Client ID | Lab ID | Matrix | Date Collected | Instrument FileID | Batch ID |
|---|---|---|---|---|---|
| SOUTH BASIN - EASTERN INLET | 2604097-002A | Water | 04/01/2026 00:20 | GC15A 04082609.D | 339220 |

| Analytes | Result | MDL | RL | DF | Date Analyzed |
|---|---|---|---|---|---|
| Acifluorfen | ND | 5.3 | 10 | 10 | 04/08/2026 12:12 |
| Bentazon | ND | 3.2 | 10 | 10 | 04/08/2026 12:12 |
| Chloramben | ND | 6.4 | 10 | 10 | 04/08/2026 12:12 |
| 2,4-D (Dichlorophenoxyacetic acid) | ND | 0.79 | 2.0 | 10 | 04/08/2026 12:12 |
| 2,4-DB | ND | 4.2 | 10 | 10 | 04/08/2026 12:12 |
| Dalapon | ND | 7.7 | 10 | 10 | 04/08/2026 12:12 |
| DCPA (mono & diacid) | ND | 5.0 | 10 | 10 | 04/08/2026 12:12 |
| Dicamba | ND | 0.74 | 2.0 | 10 | 04/08/2026 12:12 |
| 3,5-Dichlorobenzoic Acid | ND | 2.4 | 10 | 10 | 04/08/2026 12:12 |
| Dichloroprop | ND | 3.5 | 10 | 10 | 04/08/2026 12:12 |
| Dinoseb (DNBP) | ND | 3.0 | 10 | 10 | 04/08/2026 12:12 |
| MCPA | ND | 13 | 20 | 10 | 04/08/2026 12:12 |
| MCPP | ND | 12 | 20 | 10 | 04/08/2026 12:12 |
| 4-Nitrophenol | ND | 7.7 | 10 | 10 | 04/08/2026 12:12 |
| Pentachlorophenol (PCP) | ND | 0.55 | 2.0 | 10 | 04/08/2026 12:12 |
| Picloram | ND | 3.8 | 10 | 10 | 04/08/2026 12:12 |
| 2,4,5-T (Trichlorophenoxy acetic acid) | ND | 1.0 | 2.0 | 10 | 04/08/2026 12:12 |
| 2,4,5-TP (Silvex) | ND | 1.6 | 5.0 | 10 | 04/08/2026 12:12 |

| Surrogates | REC (%) | Limits | DF | |
|---|---|---|---|---|
| DCAA | 87 | 60-140 | 10 | 04/08/2026 12:12 |

Analyst(s): DP

Analytical Comments: a3

McCampbell Analytical, Inc.
"When Quality Counts"

1534 Willow Pass Road, Pittsburg, CA 94565-1701
Toll Free Telephone: (877) 252-9262 / Fax: (925) 252-9269
http://www.mccampbell.com / E-mail: main@mccampbell.com

# Analytical Report

| | | | |
|---|---|---|---|
| **Client:** | Enthalpy Analytical | **WorkOrder:** | 2604097 |
| **Date Received:** | 04/02/2026 9:35 | **Extraction Method:** | RSK175 |
| **Date Prepared:** | 04/08/2026 | **Analytical Method:** | RSK175 |
| **Project:** | EO-556600 | **Unit:** | µg/L |

## Dissolved Carbon Dioxide by RSK 175

| Client ID | Lab ID | Matrix | Date Collected | Instrument FileID | Batch ID |
|---|---|---|---|---|---|
| SOUTH BASIN - WESTERN INLET | 2604097-001B | Water | 04/01/2026 00:10 | GC26 0408261104.D | 339277 |

| Analytes | Result | MDL | RL | DF | Date Analyzed |
|---|---|---|---|---|---|
| Carbon Dioxide | **470** | 50 | 50 | 1 | 04/08/2026 13:20 |

Analyst(s): CLO

| Client ID | Lab ID | Matrix | Date Collected | Instrument FileID | Batch ID |
|---|---|---|---|---|---|
| SOUTH BASIN - EASTERN INLET | 2604097-002B | Water | 04/01/2026 00:20 | GC26 0408261105.D | 339277 |

| Analytes | Result | MDL | RL | DF | Date Analyzed |
|---|---|---|---|---|---|
| Carbon Dioxide | **460** | 50 | 50 | 1 | 04/08/2026 13:35 |

Analyst(s): CLO

McCampbell Analytical, Inc.
"When Quality Counts"
1534 Willow Pass Road, Pittsburg, CA 94565-1701
Toll Free Telephone: (877) 252-9262 / Fax: (925) 252-9269
http://www.mccampbell.com / E-mail: main@mccampbell.com

# Quality Control Report

| | | | |
|---|---|---|---|
| **Client:** | Enthalpy Analytical | **WorkOrder:** | 2604097 |
| **Date Prepared:** | 04/08/2026 | **BatchID:** | 339220 |
| **Date Analyzed:** | 04/08/2026 | **Extraction Method:** | E8151A |
| **Instrument:** | GC15A | **Analytical Method:** | E8151A |
| **Matrix:** | Water | **Unit:** | µg/L |
| **Project:** | EO-556600 | **Sample ID:** | MB/LCS/LCSD-339220 |

## QC Summary Report for E8151A

| Analyte | MB Result | MDL | RL | SPK Val | MB IS/SS %REC | MB IS/SS Limits |
|---|---|---|---|---|---|---|
| Acifluorfen | ND | 0.53 | 1.0 | - | - | - |
| Bentazon | ND | 0.32 | 1.0 | - | - | - |
| Chloramben | ND | 0.64 | 1.0 | - | - | - |
| 2,4-D (Dichlorophenoxyacetic acid) | ND | 0.079 | 0.20 | - | - | - |
| 2,4-DB | ND | 0.42 | 1.0 | - | - | - |
| Dalapon | ND | 0.77 | 1.0 | - | - | - |
| DCPA (mono & diacid) | ND | 0.50 | 1.0 | - | - | - |
| Dicamba | ND | 0.074 | 0.20 | - | - | - |
| 3,5-Dichlorobenzoic Acid | ND | 0.24 | 1.0 | - | - | - |
| Dichloroprop | ND | 0.35 | 1.0 | - | - | - |
| Dinoseb (DNBP) | ND | 0.30 | 1.0 | - | - | - |
| MCPA | ND | 1.3 | 2.0 | - | - | - |
| MCPP | ND | 1.2 | 2.0 | - | - | - |
| 4-Nitrophenol | ND | 0.77 | 1.0 | - | - | - |
| Pentachlorophenol (PCP) | ND | 0.055 | 0.20 | - | - | - |
| Picloram | ND | 0.38 | 1.0 | - | - | - |
| 2,4,5-T (Trichlorophenoxy acetic acid) | ND | 0.10 | 0.20 | - | - | - |
| 2,4,5-TP (Silvex) | ND | 0.16 | 0.50 | - | - | - |
| **Surrogate Recovery** | | | | | | |
| DCAA | 8.7 | | | 10 | 87 | 70-130 |

*(Cont.)*

CA ELAP 1644 • ORELAP (NELAP) 4033

McCampbell Analytical, Inc.
"When Quality Counts"
1534 Willow Pass Road, Pittsburg, CA 94565-1701
Toll Free Telephone: (877) 252-9262 / Fax: (925) 252-9269
http://www.mccampbell.com / E-mail: main@mccampbell.com

# Quality Control Report

| | | | |
|---|---|---|---|
| **Client:** | Enthalpy Analytical | **WorkOrder:** | 2604097 |
| **Date Prepared:** | 04/08/2026 | **BatchID:** | 339220 |
| **Date Analyzed:** | 04/08/2026 | **Extraction Method:** | E8151A |
| **Instrument:** | GC15A | **Analytical Method:** | E8151A |
| **Matrix:** | Water | **Unit:** | µg/L |
| **Project:** | EO-556600 | **Sample ID:** | MB/LCS/LCSD-339220 |

## QC Summary Report for E8151A

| Analyte | LCS Result | LCSD Result | SPK Val | LCS %REC | LCSD %REC | LCS/LCSD Limits | RPD | RPD Limit |
|---|---|---|---|---|---|---|---|---|
| Acifluorfen | 10 | 10 | 10 | 103 | 104 | 70-130 | 1.40 | 30 |
| Bentazon | 12 | 12 | 10 | 120 | 121 | 70-130 | 0.454 | 30 |
| Chloramben | 12 | 12 | 10 | 117 | 118 | 70-130 | 0.401 | 30 |
| 2,4-D (Dichlorophenoxyacetic acid) | 10 | 9.7 | 10 | 100 | 97 | 70-130 | 2.93 | 30 |
| 2,4-DB | 11 | 11 | 10 | 105 | 107 | 70-130 | 1.21 | 30 |
| Dalapon | 10 | 10 | 10 | 102 | 101 | 70-130 | 1.11 | 30 |
| DCPA (mono & diacid) | 10 | 10 | 10 | 101 | 101 | 70-130 | 0.129 | 30 |
| Dicamba | 9.7 | 9.6 | 10 | 97 | 96 | 70-130 | 0.740 | 30 |
| 3,5-Dichlorobenzoic Acid | 9.7 | 9.6 | 10 | 97 | 96 | 70-130 | 0.684 | 30 |
| Dichloroprop | 9.7 | 9.5 | 10 | 97 | 95 | 70-130 | 2.19 | 30 |
| Dinoseb (DNBP) | 11 | 11 | 10 | 105 | 108 | 70-130 | 2.48 | 30 |
| MCPA | 110 | 110 | 100 | 113 | 111 | 70-130 | 2.44 | 30 |
| MCPP | 100 | 100 | 100 | 104 | 100 | 70-130 | 3.72 | 30 |
| 4-Nitrophenol | 11 | 11 | 10 | 111 | 110 | 70-130 | 0.590 | 30 |
| Pentachlorophenol (PCP) | 9.5 | 9.5 | 10 | 95 | 95 | 70-130 | 0.764 | 30 |
| Picloram | 10 | 11 | 10 | 105 | 106 | 70-130 | 1.34 | 30 |
| 2,4,5-T (Trichlorophenoxy acetic acid) | 10 | 10 | 10 | 102 | 102 | 70-130 | 0.574 | 30 |
| 2,4,5-TP (Silvex) | 9.6 | 9.5 | 10 | 96 | 95 | 70-130 | 1.29 | 30 |
| **Surrogate Recovery** | | | | | | | | |
| DCAA | 9.2 | 9.1 | 10 | 92 | 91 | 70-130 | 0.781 | 30 |

McCampbell Analytical, Inc.
"When Quality Counts"

1534 Willow Pass Road, Pittsburg, CA 94565-1701
Toll Free Telephone: (877) 252-9262 / Fax: (925) 252-9269
http://www.mccampbell.com / E-mail: main@mccampbell.com

# Quality Control Report

| | | | |
|---|---|---|---|
| **Client:** | Enthalpy Analytical | **WorkOrder:** | 2604097 |
| **Date Prepared:** | 04/08/2026 | **BatchID:** | 339277 |
| **Date Analyzed:** | 04/08/2026 | **Extraction Method:** | RSK175 |
| **Instrument:** | GC26 | **Analytical Method:** | RSK175 |
| **Matrix:** | Water | **Unit:** | µg/L |
| **Project:** | EO-556600 | **Sample ID:** | MB/LCS/LCSD-339277 |

## QC Summary Report for RSK175

| Analyte | MB Result | MDL | RL | | | |
|---|---|---|---|---|---|---|
| Carbon Dioxide | ND | 50 | 50 | - | - | - |

| Analyte | LCS Result | LCSD Result | SPK Val | LCS %REC | LCSD %REC | LCS/LCSD Limits | RPD | RPD Limit |
|---|---|---|---|---|---|---|---|---|
| Carbon Dioxide | 140 | 140 | 187.2 | 72 | 73 | 70-130 | 0.902 | 30 |

McCampbell Analytical, Inc.
"When Quality Counts"

1534 Willow Pass Road, Pittsburg, CA 94565-1701
Toll Free Telephone: (877) 252-9262 / Fax: (925) 252-9269
http://www.mccampbell.com / E-mail: main@mccampbell.com

# Certified Analyte List

**Client:** Enthalpy Analytical **WorkOrder:** 2604097

**Project:** EO-556600

| Analyte | Cert 1 | Cert 2 | Cert 3 | Cert 4 | Cert 5 | Analytical Method | Matrix |
|---|---|---|---|---|---|---|---|
| 2,4,5-T (Trichlorophenoxy acetic acid) | ◉ | ◉ | ○ | ○ | ○ | E8151A | Water |
| 2,4,5-TP (Silvex) | ◉ | ◉ | ○ | ○ | ○ | E8151A | Water |
| 2,4-D (Dichlorophenoxyacetic acid) | ◉ | ◉ | ○ | ○ | ○ | E8151A | Water |
| 2,4-DB | ◉ | ◉ | ○ | ○ | ○ | E8151A | Water |
| 3,5-Dichlorobenzoic Acid | ○ | ◉ | ○ | ○ | ○ | E8151A | Water |
| 4-Nitrophenol | ◉ | ◉ | ○ | ○ | ○ | E8151A | Water |
| Acifluorfen | ○ | ◉ | ○ | ○ | ○ | E8151A | Water |
| Bentazon | ○ | ◉ | ○ | ○ | ○ | E8151A | Water |
| Chloramben | ○ | ◉ | ○ | ○ | ○ | E8151A | Water |
| Dalapon | ◉ | ◉ | ○ | ○ | ○ | E8151A | Water |
| DCPA (mono & diacid) | ○ | ◉ | ○ | ○ | ○ | E8151A | Water |
| Dicamba | ◉ | ◉ | ○ | ○ | ○ | E8151A | Water |
| Dichloroprop | ◉ | ◉ | ○ | ○ | ○ | E8151A | Water |
| Dinoseb (DNBP) | ◉ | ◉ | ○ | ○ | ○ | E8151A | Water |
| MCPA | ◉ | ◉ | ○ | ○ | ○ | E8151A | Water |
| MCPP | ◉ | ◉ | ○ | ○ | ○ | E8151A | Water |
| Pentachlorophenol (PCP) | ◉ | ◉ | ○ | ○ | ○ | E8151A | Water |
| Picloram | ○ | ◉ | ○ | ○ | ○ | E8151A | Water |

**Certifications**

| | |
|---|---|
| Cert 1 | CA ELAP 1644 |
| Cert 2 | ORELAP (NELAP) 4033 |

The Certified Analyte Report lists the compounds for which MAI is accredited at the time of issuance. Although MAI holds multiple accreditations, methods with extensive compound lists may not be fully accredited due to state agency availability.

McCampbell Analytical, Inc.
1534 Willow Pass Rd
Pittsburg, CA 94565-1701
(925) 252-9262

# CHAIN-OF-CUSTODY RECORD



**WorkOrder: 2604097** **ClientCode: ENO** **QuoteID: 262776**

☐ WaterTrax ☐ CLIP ☐ EDF ☑ EQuIS ☑ Dry-Weight ☑ Email ☐ HardCopy ☐ ThirdParty ☐ J-flag
☑ Detection Summary ☑ **Excel** [A1_Standard _QC]

**Report to:**
David Tripp
Enthalpy Analytical
931 West Barkley Avenue
Orange, CA 92868
657-581-4710 FAX:

Email: david.tripp@enthalpy.com
cc/3rd Party: incomingreports@enthalpy.com;
PO: 096843
Project: EO-556600

**Bill to:**
Accounts Payable/Enthalpy SoCal
Montrose Environmental Group
PO Box 842165
Boston, MA 02284-2165
003EL_ap@montrose-env.com

**Requested TAT:** 5 days;

***Date Received:*** **04/02/2026**
***Date Logged:*** **04/02/2026**

| Lab ID | ClientSampID | Matrix | Collection Date | Hold | Requested Tests (See legend below) | | | | | | | | | | | |
|---|---|---|---|---|---|---|---|---|---|---|---|---|---|---|---|---|
| | | | | | 1 | 2 | 3 | 4 | 5 | 6 | 7 | 8 | 9 | 10 | 11 | 12 |
| 2604097-001 | SOUTH BASIN - WESTERN INLET | Water | 4/1/2026 00:10 | ☐ | A | A | B | | | | | | | | | |
| 2604097-002 | SOUTH BASIN - EASTERN INLET | Water | 4/1/2026 00:20 | ☐ | A | A | B | | | | | | | | | |

**Test Legend:**

| | | | | | | | |
|---|---|---|---|---|---|---|---|
| 1 | 8151_W | 2 | PRDisposal Fee | 3 | RSK175_CO2_W | 4 | |
| 5 | | 6 | | 7 | | 8 | |
| 9 | | 10 | | 11 | | 12 | |

**Project Manager: Jena Alfaro**

**Prepared by: Chyna Thomas**

**Comments:**

NOTE: Soil samples are discarded 60 days after receipt unless other arrangements are made (Water samples are 30 days).
Hazardous samples will be returned to client or disposed of at client expense.

McCampbell Analytical, Inc.
"When Quality Counts"

1534 Willow Pass Road, Pittsburg, CA 94565-1701
Toll Free Telephone: (877) 252-9262 / Fax: (925) 252-9269
http://www.mccampbell.com / E-mail: main@mccampbell.com

# WORK ORDER SUMMARY

**Client Name:** ENTHALPY ANALYTICAL
**Client Contact:** David Tripp
**Contact's Email:** david.tripp@enthalpy.com

**Project:** EO-556600
**Comments**

**Work Order:** 2604097
**QC Level:** LEVEL 2
**Date Logged:** 4/2/2026

☐ WaterTrax ☐ CLIP ☐ EDF ☑ Excel ☑ EQuIS ☑ Email ☐ HardCopy ☐ ThirdParty ☐ J-flag

| LabID | ClientSampID | Matrix | Test Name | Cont./ Comp. | Bottle & Preservative | U** | Head Space | Dry-Weight | Collection Date & Time | TAT | Test Due Date | Sediment Content | Hold | Sub Out |
|---|---|---|---|---|---|---|---|---|---|---|---|---|---|---|
| 001A | SOUTH BASIN - WESTERN INLET | Water | E8151A (Chlorinated Herbicides) | 1 | 1LA Narrow Mouth, Unpres | ☐ | ☐ | ☐ | 4/1/2026 0:10 | 5 days | 4/9/2026 | Present | ☐ | ☐ |
| 001B | SOUTH BASIN - WESTERN INLET | Water | RSK175 (CO2) | 2 | VOA, Unpres | ☐ | ☐ | ☐ | 4/1/2026 0:10 | 5 days | 4/9/2026 | Present | ☐ | ☐ |
| 002A | SOUTH BASIN - EASTERN INLET | Water | E8151A (Chlorinated Herbicides) | 1 | 1LA Narrow Mouth, Unpres | ☐ | ☐ | ☐ | 4/1/2026 0:20 | 5 days | 4/9/2026 | Present | ☐ | ☐ |
| 002B | SOUTH BASIN - EASTERN INLET | Water | RSK175 (CO2) | 2 | VOA, Unpres | ☐ | ☐ | ☐ | 4/1/2026 0:20 | 5 days | 4/9/2026 | Present | ☐ | ☐ |

**NOTES:** *** STLC and TCLP extractions require 2 days to complete; therefore, all TATs begin after the extraction is completed (i.e., One-day TAT yields results in 3 days from sample submission).**

**- ISM prep requires 5 to 10 days to complete; therefore, all TATs begin after the extraction is completed (i.e., One-day TAT yields results in 6 to 11 days from sample submission). Due date listed on WO summary will not accurately reflect the time needed for sample preparation.**

**- Organic extracts are held for 40 days before disposal; Inorganic extract are held for 30 days.**

**- MAI assumes that all material present in the provided sampling container is considered part of the sample - MAI does not exclude any material from the sample prior to sample preparation unless requested in writing by the client.**

**U** = An unpreserved container was received for a method that suggests a preservation in order to extend hold time for analysis.**

**Cont./Comp. = Containers /Composites**

ENTHALPY ANALYTICAL

931 West Barkley Ave
Orange, CA 92868
(714) 771-6900

2604097

Subcontract Laboratory:
McCampbell Analytical, Inc.
1534 Willow Pass Rd.
Pittsburg, CA 94565
ATTN: Quote ID: 262776
PO #: PO-096843

Enthalpy Order: EO-556600
PM: David Tripp
Email: david.tripp@enthalpy.com
CC: incomingreports@enthalpy.com
Phone: 657-581-4710

Results Due: 04/09/26
Report Level: II
Report To: MDL
EDDs: Standard Excel EDD

Notes:
CHIQUITA Stormwater - No dilutions please unless absolutely necessary due to matrix or other technically valid reason, requiring clear, technical explanation in your Case Narrative for client's regulator (CA-RWQCB). Hold time rush, please, if necessary.

| Sample ID | Collected | Lab ID | # Cont. | Matrix | Analysis Requested | Comment |
|---|---|---|---|---|---|---|
| SOUTH BASIN - WESTERN INLET | 01-APR-2026 00:10 | 556600-001 | 1 | Water | EPA 8151A Chlorinated Herbicides | |
| | | | 2 | Water | RSK-175 CO2 | |
| SOUTH BASIN - EASTERN INLET | 01-APR-2026 00:20 | 556600-002 | 1 | Water | EPA 8151A Chlorinated Herbicides | |
| | | | 2 | Water | RSK-175 CO2 | |

| Notes: | Relinquished By: | Received By: |
|---|---|---|
| | [signature] | Fedex |
| | Date: 4.1.26 15:05 | Date: |
| | Fedex | [signature] |
| | Date: | Date: 4/2/26 0935 |
| | | |
| | Date: | Date: |

1.9 WPT 1R4G

McCampbell Analytical, Inc.
*"When Quality Counts"*

1534 Willow Pass Road, Pittsburg, CA 94565-1701
Toll Free Telephone: (877) 252-9262 / Fax: (925) 252-9269
http://www.mccampbell.com / E-mail: main@mccampbell.com

# Sample Receipt Checklist

| | | | |
|---|---|---|---|
| Client Name: | **Enthalpy Analytical** | Date and Time Received: | **4/2/2026 09:35** |
| Project: | **EO-556600** | Date Logged: | **4/2/2026** |
| | | Received by: | Chyna Thomas |
| WorkOrder №: | **2604097** Matrix: Water | Logged by: | Chyna Thomas |
| Carrier: | FedEx | | |

## Chain of Custody (COC) Information

| | | | |
|---|---|---|---|
| Chain of custody present? | Yes ☑ | No ☐ | |
| Chain of custody signed when relinquished and received? | Yes ☑ | No ☐ | |
| Chain of custody agrees with sample labels? | Yes ☑ | No ☐ | |
| Sample IDs noted by Client on COC? | Yes ☑ | No ☐ | |
| Date and Time of collection noted by Client on COC? | Yes ☑ | No ☐ | |
| Sampler's name noted on COC? | Yes ☑ | No ☐ | |
| COC agrees with Quote? | Yes ☑ | No ☐ | NA ☐ |
| COC quote is active? | Yes ☑ | No ☐ | NA ☐ |

## Sample Receipt Information

| | | | |
|---|---|---|---|
| Custody seals intact on shipping container/cooler? | Yes ☑ | No ☐ | NA ☐ |
| Custody seals intact on sample bottles? | Yes ☐ | No ☐ | NA ☑ |
| Shipping container/cooler in good condition? | Yes ☑ | No ☐ | |
| Samples in proper containers/bottles? | Yes ☑ | No ☐ | |
| Sample containers intact? | Yes ☑ | No ☐ | |
| Sufficient sample volume for indicated test? | Yes ☑ | No ☐ | |

## Sample Preservation and Hold Time (HT) Information

| | | | |
|---|---|---|---|
| All samples received within holding time? | Yes ☑ | No ☐ | NA ☐ |
| Samples Received on Ice? | Yes ☑ | No ☐ | |
| (Ice Type: WET ICE ) | | | |
| Sample/Temp Blank temperature | Temp: 1.9°C | | NA ☐ |
| ZHS conditional analyses: VOA meets zero headspace requirement (VOCs, TPHg/BTEX, RSK)? | Yes ☐ | No ☐ | NA ☑ |
| Sample labels checked for correct preservation? | Yes ☑ | No ☐ | |
| pH acceptable upon receipt (Metal: <2)? | Yes ☐ | No ☐ | NA ☑ |

UCMR Samples:

| | | | |
|---|---|---|---|
| pH tested and acceptable upon receipt (200.7: ≤2; 533: 6 - 8; 537.1: 6 - 8)? | Yes ☐ | No ☐ | NA ☑ |
| Free Chlorine tested and acceptable upon receipt (<0.1mg/L) [not applicable to 200.7]? | Yes ☐ | No ☐ | NA ☑ |

Comments:

**Laboratory Job Number 556600**

**Subcontracted Products**

**Onterris Laboratories - El Dorado Hills**

April 24, 2026

**Onterris - El Dorado Hills**
**Work Order No. 2604040**

Mr. David Tripp
Onterris Laboratories - Orange
931 W. Barkley Avenue
Orange, CA 92868

Dear Mr. Tripp,

Enclosed are the results for the sample set received at Onterris - EDH on April 03, 2026 under your Project Name 'EO-556600'.

Onterris- EDH is committed to serving you effectively. If you require additional information, please contact me at 916-673-1520 or by email at mark.rein@onterris.com.

Thank you for choosing Onterris - EDH as part of your analytical support team.

Sincerely,



Mark Rein
Project Manager

*Onterris - EDH certifies that the report herein meets all the requirements set forth by NELAP for those applicable test methods. Results relate only to the samples as received by the laboratory. This report should not be reproduced except in full without the written approval of Onterris -EDH .*

**Onterris - EDH Work Order No. 2604040**
**Case Narrative**

**Sample Condition on Receipt:**

Two water samples were received and stored securely in accordance with Onterris - EDH standard operating procedures and EPA methodology. The samples were received in good condition and within the method temperature requirements.

**Analytical Notes:**

**EPA Method 8290A**

The samples were extracted and analyzed for 2,3,7,8-TCDD by EPA Method 8290A using a ZB-DIOXIN GC column.

Holding Times

The method holding time criteria were met for these samples.

Quality Control

The Initial Calibration and Continuing Calibration Verifications met the method acceptance criteria.

A Method Blank and Ongoing Precision and Recovery (OPR) sample were extracted and analyzed with the preparation batch. No analytes were detected above the sample quantitation limits in the Method Blank. The OPR recoveries were within the method acceptance criteria.

Labeled standard recoveries for all QC and field samples were within method acceptance criteria.

TABLE OF CONTENTS


Case Narrative..... 1

Table of Contents..... 3

Sample Inventory..... 4

Analytical Results..... 5

Qualifiers..... 10

Certifications..... 11

Sample Receipt..... 12

# Sample Inventory Report

| Sample ID | Client Sample ID | Sampled | Received | Components/Containers |
|---|---|---|---|---|
| 2604040-01 | SOUTH BASIN - WESTERN INLET | 01-Apr-26 00:10 | 03-Apr-26 11:25 | Amber Glass NM Bottle, 1L |
| 2604040-02 | SOUTH BASIN - EASTERN INLET | 01-Apr-26 00:20 | 03-Apr-26 11:25 | Amber Glass NM Bottle, 1L |

## ANALYTICAL RESULTS

## Sample ID: Method Blank

**EPA Method 8290A**

**Client Data**

Name: Onterris Laboratories - Orange
Project: EO-556600
Matrix: Aqueous

**Laboratory Data**

Lab Sample: B26D196-BLK1
QC Batch: B26D196
Sample Size: 1.00 L
Date Extracted: 17-Apr-26
Column: ZB-DIOXIN

| Analyte | Conc. (pg/L) | MDL | RL | Qualifiers | Analyzed | Dilution |
|---|---|---|---|---|---|---|
| 2,3,7,8-TCDD | ND | 1.78 | 5.00 | | 19-Apr-26 09:10 | 1 |

| Labeled Standards | Type | % Recovery | Limits | Qualifiers | Analyzed | Dilution |
|---|---|---|---|---|---|---|
| 13C-2,3,7,8-TCDD | IS | 76.5 | 40 - 135 | | 19-Apr-26 09:10 | 1 |
| 37Cl-2,3,7,8-TCDD | CRS | 87.0 | 40 - 135 | | 19-Apr-26 09:10 | 1 |

MDL - Method Detection Limit
RL - Reporting limit

Results reported to MDL.

## Sample ID: OPR

## EPA Method 8290A

**Client Data**

Name: Onterris Laboratories - Orange
Project: EO-556600
Matrix: Aqueous

**Laboratory Data**

Lab Sample: B26D196-BS1
QC Batch: B26D196
Sample Size: 1.00 L
Date Extracted: 17-Apr-26 04:45
Column: ZB-DIOXIN

| Analyte | Amt Found (pg/L) | Spike Amt | % Recovery | Limits | Qualifiers | Analyzed | Dilution |
|---|---|---|---|---|---|---|---|
| 2,3,7,8-TCDD | 243 | 200 | 121 | 70-130 | | 19-Apr-26 05:15 | 1 |

| Labeled Standards | Type | % Recovery | Limits | Qualifiers | Analyzed | Dilution |
|---|---|---|---|---|---|---|
| 13C-2,3,7,8-TCDD | IS | 86.8 | 40-135 | | 19-Apr-26 05:15 | 1 |
| 37Cl-2,3,7,8-TCDD | CRS | 93.7 | 40-135 | | 19-Apr-26 05:15 | 1 |

## Sample ID: SOUTH BASIN - WESTERN INLET

**EPA Method 8290A**

**Client Data**

| | |
|---|---|
| Name: | Onterris Laboratories - Orange |
| Project: | EO-556600 |
| Matrix: | Water |
| Date Collected: | 01-Apr-26 00:10 |

**Laboratory Data**

| | | | |
|---|---|---|---|
| Lab Sample: | 2604040-01 | Date Received: | 03-Apr-26 11:25 |
| QC Batch: | B26D196 | Date Extracted: | 17-Apr-26 |
| Sample Size: | 0.501 L | Column: | ZB-DIOXIN |

| Analyte | Conc. (pg/L) | MDL | RL | Qualifiers | Analyzed | Dilution |
|---|---|---|---|---|---|---|
| 2,3,7,8-TCDD | ND | 3.55 | 9.98 | | 19-Apr-26 12:19 | 1 |

| Labeled Standards | Type | % Recovery | Limits | Qualifiers | Analyzed | Dilution |
|---|---|---|---|---|---|---|
| 13C-2,3,7,8-TCDD | IS | 80.0 | 40 - 135 | | 19-Apr-26 12:19 | 1 |
| 37Cl-2,3,7,8-TCDD | CRS | 91.3 | 40 - 135 | | 19-Apr-26 12:19 | 1 |

MDL - Method Detection Limit
RL - Reporting limit

Results reported to MDL.

## Sample ID: SOUTH BASIN - EASTERN INLET

**EPA Method 8290A**

**Client Data**

Name: Onterris Laboratories - Orange
Project: EO-556600
Matrix: Water
Date Collected: 01-Apr-26 00:20

**Laboratory Data**

Lab Sample: 2604040-02
QC Batch: B26D196
Sample Size: 0.502 L
Date Received: 03-Apr-26 11:25
Date Extracted: 17-Apr-26
Column: ZB-DIOXIN

| Analyte | Conc. (pg/L) | MDL | RL | Qualifiers | Analyzed | Dilution |
|---|---|---|---|---|---|---|
| 2,3,7,8-TCDD | ND | 3.55 | 9.96 | | 19-Apr-26 13:06 | 1 |

| Labeled Standards | Type | % Recovery | Limits | Qualifiers | Analyzed | Dilution |
|---|---|---|---|---|---|---|
| 13C-2,3,7,8-TCDD | IS | 60.2 | 40 - 135 | | 19-Apr-26 13:06 | 1 |
| 37Cl-2,3,7,8-TCDD | CRS | 94.2 | 40 - 135 | | 19-Apr-26 13:06 | 1 |

MDL - Method Detection Limit
RL - Reporting limit

Results reported to MDL.

# DATA QUALIFIERS & ABBREVIATIONS

| | |
|---|---|
| B | Compound was also detected in the method blank |
| Conc. | Concentration |
| CRS | Cleanup Recovery Standard |
| D | Dilution |
| DL | Detection Limit |
| E | Concentration exceeded the calibration range |
| EDL | Estimated Detection Limit |
| EMPC | Estimated Maximum Possible Concentration |
| H | Recovery and/or RPD was outside laboratory acceptance limits |
| I | Chemical Interference |
| IS | Internal Standard |
| J | Estimated Concentration below the Reporting Limit/LOQ |
| LOD | Limit of Detection |
| LOQ | Limit of Quantitation |
| MDL | Method Detection Limit |
| NA | Not Applicable |
| ND | Not Detected |
| OPR | Ongoing Precision and Recovery sample |
| P | Concentration may include contribution from chlorinated diphenyl ether(s). |
| Q | Ion transition ratio is outside of the acceptance criteria. |
| RL | Reporting Limit (MRL) |
| TEQ | Toxic Equivalency, sum of the toxic equivalency factors (TEF) multiplied by the sample concentrations. |
| TEQMax | TEQ calculated using the detection limit as the concentration for non-detects |
| TEQMin | TEQ calculated using zero as the concentration for non-detects |
| TEQRisk | TEQ calculated using ½ the detection limit as the concentration for non-detects |
| U | Not Detected (specific projects only) |
| * | See Cover Letter |

Unless otherwise noted, solid sample results are reported in dry weight. Tissue samples are reported in wet weight.

# Onterris - EDH Certifications

| Accrediting Authority | Certificate Number |
|---|---|
| Alaska Department of Environmental Conservation | 17-013 |
| California Department of Health - ELAP | 2892 |
| DoD ELAP - A2LA Accredited - ISO/IEC 17025 | 3091.01 |
| Florida Department of Health | E87777 |
| Louisiana Department of Environmental Quality | 01977 |
| Maine Department of Health | 2020018 |
| Michigan Department of Environmental Quality | 9932 |
| Minnesota Department of Health | 2211390 |
| Nevada Division of Environmental Protection | CA00413 |
| New Hampshire Environmental Accreditation Program | 207721 |
| New Jersey Department of Environmental Protection | CA003 |
| New York Department of Health | 11411 |
| Ohio Environmental Protection Agency | 87778 |
| Oregon Laboratory Accreditation Program | 4042-021 |
| Texas Commission on Environmental Quality | T104704189-22-13 |
| Vermont Department of Health | VT-4042 |
| Virgnia Department of General Services | 11276 |
| Washington Department of Ecology | C584 |
| Wisconsin Department of Natural Resources | 998036160 |

*Current certificates and lists of licensed parameters can be found at Onterris.com/Resources/Accreditations*

2604040 2.6°C

ENTHALPY ANALYTICAL
931 West Barkley Ave
Orange, CA 92868
(714) 771-6900

Subcontract Laboratory:
Enthalpy - El Dorado Hills
1104 Windfield Way
El Dorado Hills, CA 95762
ATTN: Mark Rein
PO #: Required, to be sent via email

Enthalpy Order: EO-556600
PM: David Tripp
Email: david.tripp@enthalpy.com
CC: incomingreports@enthalpy.com
Phone: 657-581-4710

Results Due: Standard TAT (15wd TAT)
Report Level: II
Report To: MDL
EDDs: BLDR:Enthalpy (the normal EDD you send to Orange)

Notes:
CHIQUITA Stormwater - 15wd TAT or less if at all possible. No decanting. No dilutions unless absolutely necessary due to matrix or other technically valid reason.

| Sample ID | Collected | Lab ID | # Cont. | Matrix | Analysis Requested | Comment |
|---|---|---|---|---|---|---|
| SOUTH BASIN - WESTERN INLET | 01-APR-2026 00:10 | 556600-001 | 1 | Water | EPA 8290 - 2,3,7,8-TCDD Only | |
| SOUTH BASIN - EASTERN INLET | 01-APR-2026 00:20 | 556600-002 | 1 | Water | EPA 8290 - 2,3,7,8-TCDD Only | |

| Notes: | Relinquished By: | Received By: |
|---|---|---|
| | [signature] | [signature] |
| | Date: 4-1-26 16:48 | Date: 04/03/26 11:25 |
| | | |
| | Date: | Date: |
| | | |
| | Date: | Date: |

# CoC/Label Reconciliation Report WO# 2604040

| LabNumber | CoC Sample ID | | SampleAlias | Sample Date/Time | | Container | BaseMatrix | Sample Comments |
|---|---|---|---|---|---|---|---|---|
| 2604040-01 | A SOUTH BASIN - WESTERN INLET | ☑ (A) (C) | 556600-001 | 01-Apr-26 00:10 | ☑ | Amber Glass NM Bottle, 1L | Aqueous | |
| 2604040-02 | A SOUTH BASIN - EASTERN INLET | ☑ | 556600-002 | 01-Apr-26 00:20 | ☑ (B) | Amber Glass NM Bottle, 1L | Aqueous | |

Checkmarks indicate that information on the COC reconciled with the sample label.
Any discrepancies are noted in the following columns.

| CONDITION | Yes | No | NA |
|---|---|---|---|
| Sample Container Intact? | ✓ | | |
| Sample Container(s) Custody Seals Intact? | | | ✓ |
| Custody Seals On Cooler Intact? | | | ✓ |
| Adequate Sample Volume? | ✓ | | |
| Container Type Appropriate for Analysis(es)? | ✓ | | |

Comments: (A) No back up volume
(B) Used barcode label to reconcile time, white label has time listed as 1220
(C) Sample contains ~5% particulate

Preservation Documented: Na2S2O3 Trizma NH4CH3CO2 (None) Other

Verifed by/Date: JTT 04/03/26
XAO 04/03/26.

Onterris
931 West Barkley Ave
Orange, CA 92868
(714) 771-6900

onterris.com

Lab Job Number : 556785
Report Level : II
Report Date : 04/27/2026

**Analytical Report** *prepared for:*

Matt Breuer
Waste Connections
Chiquita Canyon Landfill
29201 Henry Mayo Drive
Castaic, CA 91384

Project: CCLF STORMWATER - Chiquita Canyon Stormwater

*Authorized for release by:*

David Tripp, Senior Project Manager
657-581-4710
david.tripp@onterris.com

This data package has been reviewed for technical correctness and completeness. Release of this data has been authorized by the Laboratory Manager or the Manager's designee, as verified by the above signature which applies to this PDF file as well as any associated electronic data deliverable files. The results contained in this report meet all requirements of NELAP and pertain only to those samples which were submitted for analysis. This report may be reproduced only in its entirety.

CA ELAP# 1338, CA ELAP #1338-S1, NELAP# 4038, SCAQMD LAP# 18LA0518, LACSD ID# 10105, ORELAP# 4197

# Sample Summary

| | | | |
|---|---|---|---|
| Matt Breuer<br>Waste Connections<br>Chiquita Canyon Landfill<br>29201 Henry Mayo Drive<br>Castaic, CA 91384 | | Lab Job #:<br>Project No:<br>Location:<br>Date Received: | 556785<br>CCLF STORMWATER<br>Chiquita Canyon Stormwater<br>04/02/26 |

| Sample ID | Lab ID | Collected | Matrix |
|---|---|---|---|
| CCLSB01260402 | 556785-001 | 04/02/26 11:50 | Water |
| CCLSB02260402 - HOLD | 556785-002 | 04/02/26 13:30 | Water |
| CCLSB03260402 | 556785-003 | 04/02/26 14:15 | Water |
| CCLSB04260402 - HOLD | 556785-004 | 04/02/26 15:50 | Water |

# Case Narrative

| | |
|---|---|
| Waste Connections<br>Chiquita Canyon Landfill<br>29201 Henry Mayo Drive<br>Castaic, CA 91384<br>Matt Breuer | Lab Job Number: 556785<br>Project No: CCLF STORMWATER<br>Location: Chiquita Canyon Stormwater<br>Date Received: 04/02/26 |

- This data package contains sample and QC results for two water samples, requested for the above referenced project on 04/03/26. The samples were received in good condition.
- DILUTIONS: Dilutions in this report were performed solely for the purpose of reporting target analytes within method calibration ranges - except where otherwise noted below or in Sub-Lab Case Narrative(s).
- EPA 1664A, EPA 200.7, EPA 200.8, EPA 245.1, EPA 300.0, EPA 350.1, EPA 420.1, EPA 625.1, EPA 8081A, EPA 8082, EPA 8270C-SIM, EPA 8270E, SM 4500-CN-E, SM 4500-S2-D, SM 5310B, SM 9221B, SM 9221F, SM2130B, SM2320B, SM2510B, SM2540C, SM2540D, SM5210B, and SM5220D analyses were performed at 931 West Barkley Ave, Orange, CA, 92868.
- EPA 8260B analysis was performed at 2532 E Cerritos Ave., Anaheim, CA, 92806.

**Volatile Organics by GC/MS (EPA 8260B):**

- CCLSB01260402 (lab # 556785-001) and CCLSB03260402 (lab # 556785-003) had pH greater than 2.
- No other analytical problems were encountered.

**Semivolatile Organics by GC/MS (EPA 8270E):**

No analytical problems were encountered.

**Semivolatile Organics by GC/MS (EPA 625.1):**

- Low surrogate recoveries were observed for 2-fluorophenol in CCLSB01260402 (lab # 556785-001) and the method blank/BS for batch 399746.
- Low surrogate recoveries were observed for phenol-d6 in CCLSB01260402 (lab # 556785-001), the method blank/BS/BSD for batch 399746, and the method blank/BS/BSD for batch 400310.
- Low surrogate recovery was observed for 2,4,6-tribromophenol in the method blank for batch 399746.
- Low surrogate recovery was observed for terphenyl-d14 in CCLSB01260402 (lab # 556785-001).
- No other analytical problems were encountered.

**Semivolatile Organics by GC/MS SIM (EPA 8270C-SIM):**

No analytical problems were encountered.

**Pesticides (EPA 8081A):**

No analytical problems were encountered.

**Total Organic Carbon by IR (SM 5310B):**

- High recovery was observed for total organic carbon in the MS for batch 399758; the parent sample was not a project sample, the LCS was within limits, and the associated RPD was within limits.
- No other analytical problems were encountered.

**PCBs (EPA 8082):**

No analytical problems were encountered.

**Metals (EPA 200.7, EPA 200.8, and EPA 245.1):**

- High responses were observed for lead and thallium in the CCV analyzed 04/03/26 12:39; these analytes were not detected at or above the RL in the associated samples, and affected data was qualified with "b".
- Selenium was detected between the MDL and the RL in the method blank for batch 399766; this analyte was not detected in samples at or above the RL.
- No other analytical problems were encountered.

**Ion Chromatography (EPA 300.0):**

- High recoveries were observed for a number of analytes in the MS of CCLSB01260402 (lab # 556785-001); the LCS was within limits, and the associated RPDs were within limits.
- Responses exceeding the instrument's linear range were observed for chloride and sulfate in the MS/MSD for batch 399721 and the MS/MSD of CCLSB01260402 (lab # 556785-001); affected data was qualified with "E".
- No other analytical problems were encountered.

**Conductivity (SM2510B):**
No analytical problems were encountered.

**Total Oil & Grease (HEM) (EPA 1664A):**

- Matrix spikes were not performed for this analysis due to insufficient sample volume.
- No analytical problems were encountered.

**Total Phenolics (EPA 420.1):**
No analytical problems were encountered.

**Alkalinity (SM2320B):**
No analytical problems were encountered.

**Sulfide (SM 4500-S2-D):**
No analytical problems were encountered.

**Total Dissolved Solids (TDS) (SM2540C):**
No analytical problems were encountered.

**Total Suspended Solids (TSS) (SM2540D):**

- High RPD was observed for total suspended solids in the SDUP for batch 399818; the parent sample was not a project sample.
- No other analytical problems were encountered.

**Chemical Oxygen Demand (SM5220D):**
No analytical problems were encountered.

**Biochemical Oxygen Demand (SM5210B):**
No analytical problems were encountered.

**Turbidity (SM2130B):**
No analytical problems were encountered.

**Cyanide - Semi-Automated Method (SM 4500-CN-E and SM 4500-CN-E):**
No analytical problems were encountered.

**Coliform - 9221 Tests (SM 9221B and SM 9221F):**
No analytical problems were encountered.

**Ammonia and TKN- Semi-Automated Method (SM 4500-NH3-G):**
No analytical problems were encountered.

**Organophosphorus Pesticides (EPA 8141A):**
Pace Laboratories in Bakersfield, CA performed the analysis (see sublab report section for certifications). Please see the Pace Laboratories case narrative.

**8151A Chlorinated Herbicides (EPA 8151A):**
McCampbell Analytical, Inc. in Pittsburg, CA performed the analysis (NELAP certified). Please see the McCampbell Analytical, Inc. case narrative.

**RSK-175 CO2 (RSK-175):**
McCampbell Analytical, Inc. in Pittsburg, CA performed the analysis (see sublab report section for certifications). Please see the McCampbell Analytical, Inc. case narrative.

**Dioxins & Furans (EPA 8290):**
Enthalpy - El Dorado Hills in El Dorado Hills, CA performed the analysis (see sublab report section for certifications). Please see the Enthalpy - El Dorado Hills case narrative.

# ENTHALPY ANALYTICAL

**Chain of Custody Record**

Lab No: 556785

Page: 1 of 3

**Turn Around Time (rush by advanced notice only)**

| Standard: | | 5 Day: | | 3 Day: | |
|---|---|---|---|---|---|
| 2 Day: | | 1 Day: | X | Custom TAT: | |


**Enthalpy Analytical - Orange**

931 W. Barkley Avenue, Orange, CA 92868

Phone 714-771-6900


Matrix: A = Air S = Soil/Solid W = Water DW = Drinking Wate SD = Sediment PP = Pure Product SEA = Sea Water SW = Swab T = Tissue WP = Wipe O = Other

Preservatives: 1 = $Na_2S_2O_3$ 2 = HCl 3 = $HNO_3$ 4 = $H_2SO_4$ 5 = NaOH 6 = Other

Sample Receipt Temp: (lab use only)

| CUSTOMER INFORMATION | | PROJECT INFORMATION | |
|---|---|---|---|
| Company: | Chiquita Canyon, LLC | Name: | Stormwater Outlet |
| Report To: | Matt Breuer | Number: | |
| Email: | matthew.breuer@wasteconnection | P.O. #: | |
| Address: | 29201 Henry Mayo Drive | Address: | 29201 Henry Mayo Drive |
| | Castaic, CA 91384 | | Castaic, CA 91384 |
| Phone: | 682-559-3880 | Global ID: | |
| Fax: | | Sampled By: | CH, GA, ST |

| | Sample ID | Sampling Date | Sampling Time | Matrix | Container No. / Size | Pres. | 200.7/200.8 Metals (see comments) | 245.1 Mercury | 4500-CN-E Cyanide | 8081 Pesticides / 8082 PCBs | 8141 Organophosphorous Pesticides | 8151 Herbicides | 8260 VOCs | 8260 Acrolein/Acrylonitrile | 8270C | 8290 2,3,7,8-TCDD | Test Instructions / Comments |
|---|---|---|---|---|---|---|---|---|---|---|---|---|---|---|---|---|---|
| 1 | CCLSB01260402 | 04/02/26 | 1150 | W | 31 | 1,2,4,6 | X | X | X | X | X | X | X | X | X | X | Temp: 23.1°C, pH 8.77, split sample |
| 2 | CCLSB02260402 | 04/02/26 | 1330 | W | 31 | 1,2,4,6 | X | X | X | X | X | X | X | X | X | X | Temp: 23.6°C, pH 8.90, split sample |
| 3 | CCLSB03260402 | 04/02/26 | 1415 | W | 31 | 1,2,4,6 | X | X | X | X | X | X | X | X | X | X | Temp: 24.0°C, pH 8.74, split sample |
| 4 | CCLSB04260402 | 04/02/26 | 1550 | W | 31 | 1,2,4,6 | X | X | X | X | X | X | X | X | X | X | Temp: 23.3°C, pH 8.81, split sample |
| 5 | | | | | | | | | | | | | | | | | |
| 6 | | | | | | | | | | | | | | | | | IR10 |
| 7 | | | | | | | | | | | | | | | | | 4.3/4.5 3.2/3.4 |
| 8 | | | | | | | | | | | | | | | | | 7.5/7.7 5.5/5.7 |
| 9 | | | | | | | | | | | | | | | | | 4.4/4.6 5.1/5.3 |
| 10 | | | | | | | | | | | | | | | | | 5.6/5.8 4.9/5.1 |

**Analysis Request**

**Additional email recipients:**
matt.breuer@wasteconnections.com
stormwater@wasteconnections.com
tmb@swteng.com
aav@swteng.com

**Direct invoices to:**
Maribel Bolanos
(661) 257-3665

| | Signature | Print Name | Company / Title | Date / Time |
|---|---|---|---|---|
| 1 Relinquished By: | | Caleb Hercyk | CTEH | 4/2/2026 1933 |
| 1 Received By: | | Michael Krynka | EA | 4/2/26 1933 |
| 2 Relinquished By: | | | | |
| 2 Received By: | | | | |
| 3 Relinquished By: | | | | |
| 3 Received By: | | | | |

Login 556785

# ENTHALPY ANALYTICAL

**Chain of Custody Record**

Lab No: 556785

Page: 2 of 3

**Turn Around Time (rush by advanced notice only)**

| Standard: | | 5 Day: | | 3 Day: | |
|---|---|---|---|---|---|
| 2 Day: | | 1 Day: | X | Custom TAT: | |


Enthalpy Analytical - Orange

931 W. Barkley Avenue, Orange, CA 92868

Phone 714-771-6900


Matrix: A = Air S = Soil/Solid W = Water DW = Drinking Wate SD = Sediment PP = Pure Product SEA = Sea Water SW = Swab T = Tissue WP = Wipe O = Other

Preservatives: 1 = $Na_2S_2O_3$ 2 = HCl 3 = $HNO_3$ 4 = $H_2SO_4$ 5 = NaOH 6 = Other

Sample Receipt Temp: (lab use only)

| CUSTOMER INFORMATION | | PROJECT INFORMATION | |
|---|---|---|---|
| Company: | Chiquita Canyon, LLC | Name: | Stormwater Outlet |
| Report To: | Matt Breuer | Number: | |
| Email: | matthew.breuer@wasteconnection | P.O. #: | |
| Address: | 29201 Henry Mayo Drive | Address: | 29201 Henry Mayo Drive |
| | Castaic, CA 91384 | | Castaic, CA 91384 |
| Phone: | 682-559-3880 | Global ID: | |
| Fax: | | Sampled By: | CH, GA, ST |

| | Sample ID | Sampling Date | Sampling Time | Matrix | Container No. / Size | Pres. | SM4500-S2-D Total Sulfide | 420.1 Total Phenolics | 1664A Oil and Grease | 9221B Tota Coliform | 9221F E. Coli | 300.0 Cl, Br, Fl, NO3, NO2, SO4 | 2540D TSS | 5310B TOC | 8270 SIM 1,4-Dioxane | SM2320B Alkalinity | Test Instructions / Comments |
|---|---|---|---|---|---|---|---|---|---|---|---|---|---|---|---|---|---|
| 1 | CCLSB01260402 | 04/02/26 | 1150 | W | 31 | 1,2,4,6 | X | X | X | X | X | X | X | X | X | X | Temp: 23.1°C, pH 8.77, split sample |
| 2 | CCLSB02260402 | 04/02/26 | 1330 | W | 31 | 1,2,4,6 | X | X | X | X | X | X | X | X | X | X | Temp: 23.6°C, pH 8.90, split sample |
| 3 | CCLSB03260402 | 04/02/26 | 1415 | W | 31 | 1,2,4,6 | X | X | X | X | X | X | X | X | X | X | Temp: 24.0°C, pH 8.74, split sample |
| 4 | CCLSB04260402 | 04/02/26 | 1550 | W | 31 | 1,2,4,6 | X | X | X | X | X | X | X | X | X | X | Temp: 23.3°C, pH 8.81, split sample |
| 5 | | | | | | | | | | | | | | | | | |
| 6 | | | | | | | | | | | | | | | | | |
| 7 | | | | | | | | | | | | | | | | | |
| 8 | | | | | | | | | | | | | | | | | |
| 9 | | | | | | | | | | | | | | | | | |
| 10 | | | | | | | | | | | | | | | | | |

**Additional email recipients:**
matt.breuer@wasteconnections.com
stormwater@wasteconnections.com
tmb@swteng.com
aav@swteng.com

**Direct invoices to:**
Maribel Bolanos
(661) 257-3665

| | Signature | Print Name | Company / Title | Date / Time |
|---|---|---|---|---|
| [1] Relinquished By: | | Caleb Henry | CTGH | 4/2/2026 1933 |
| [1] Received By: | | Michael Kramer | EA | 4/2/26 1933 |
| [2] Relinquished By: | | | | |
| [2] Received By: | | | | |
| [3] Relinquished By: | | | | |
| [3] Received By: | | | | |

# ENTHALPY ANALYTICAL

## Chain of Custody Record

Lab No: 556785

Page: 3 of 3

**Turn Around Time (rush by advanced notice only)**

| Standard: | | 5 Day: | | 3 Day: | |
|---|---|---|---|---|---|
| 2 Day: | | 1 Day: | X | Custom TAT: | |


Enthalpy Analytical - Orange

931 W. Barkley Avenue, Orange, CA 92868

Phone 714-771-6900


Matrix: A = Air S = Soil/Solid W = Water DW = Drinking Wate SD = Sediment PP = Pure Product SEA = Sea Water SW = Swab T = Tissue WP = Wipe O = Other

Preservatives: 1 = $Na_2S_2O_3$ 2 = HCl 3 = $HNO_3$ 4 = $H_2SO_4$ 5 = NaOH 6 = Other

Sample Receipt Temp: (lab use only)

| CUSTOMER INFORMATION | | PROJECT INFORMATION | |
|---|---|---|---|
| Company: | Chiquita Canyon, LLC | Name: | Stormwater Outlet |
| Report To: | Matt Breuer | Number: | |
| Email: | matthew.breuer@wasteconnectior | P.O. #: | |
| Address: | 29201 Henry Mayo Drive | Address: | 29201 Henry Mayo Drive |
| | Castaic, CA 91384 | | Castaic, CA 91384 |
| Phone: | 682-559-3880 | Global ID: | |
| Fax: | | Sampled By: | CH, GA, ST |

| | Sample ID | Sampling Date | Sampling Time | Matrix | Container No. / Size | Pres. | SM5220D Chemical Oxygen Demand | SM2510B Specific Conductance | RSK-175 Carbon Dioxide | 2540E TDS | SM2130B Turbidity | 350.1 Ammonia | 625.1 - See Comments | 625.1 Alpha-Terpineol | SM5210B BOD | | Test Instructions / Comments |
|---|---|---|---|---|---|---|---|---|---|---|---|---|---|---|---|---|---|
| 1 | CCLSB01260402 | 04/02/26 | 1150 | W | 31 | 1,2,4,6 | X | X | X | X | X | X | X | X | X | X | Temp: 23.1°C, pH 8.77, split sample |
| 2 | CCLSB02260402 | 04/02/26 | 1330 | W | 31 | 1,2,4,6 | X | X | X | X | X | X | X | X | X | X | Temp: 23.6°C, pH 8.90, split sample |
| 3 | CCLSB03260402 | 04/02/26 | 1415 | W | 31 | 1,2,4,6 | X | X | X | X | X | X | X | X | X | X | Temp: 24.0°C, pH 8.74, split sample |
| 4 | CCLSB04260402 | 04/02/26 | 1550 | W | 31 | 1,2,4,6 | X | X | X | X | X | X | X | X | X | X | Temp: 23.3°C, pH 8.81, split sample |
| 5 | | | | | | | | | | | | | | | | | |
| 6 | | | | | | | | | | | | | | | | | |
| 7 | | | | | | | | | | | | | | | | | |
| 8 | | | | | | | | | | | | | | | | | |
| 9 | | | | | | | | | | | | | | | | | |
| 10 | | | | | | | | | | | | | | | | | |

**Analysis Request**

SM5220D Chemical Oxygen Demand; SM2510B Specific Conductance; RSK-175 Carbon Dioxide; 2540E TDS; SM2130B Turbidity; 350.1 Ammonia; 625.1 - See Comments; 625.1 Alpha-Terpineol; SM5210B BOD

**Test Instructions / Comments**

625.1 - Benzoic Acid, Pyridine, Phenol, 2-methylphenol, 3,4-methylphenol, Cresol, Naphthalene, alpha-terpineol

Additional email recipients:
matt.breuer@wasteconnections.com
stormwater@wasteconnections.com
tmb@swteng.com
aav@swteng.com

Direct invoices to:
Maribel Bolanos
(661) 257-3665

| | Signature | Print Name | Company / Title | Date / Time |
|---|---|---|---|---|
| [1] Relinquished By: | | Caleb Hercyk | CTEH | 4/2/2026 1933 |
| [1] Received By: | | Michael Krynen | EA | 4/2/26 1933 |
| [2] Relinquished By: | | | | |
| [2] Received By: | | | | |
| [3] Relinquished By: | | | | |
| [3] Received By: | | | | |

# SAMPLE RECEIPT CHECKLIST

**Section 1: General Info**

Date Received: 4/2/26 WO# 556785 Client: Waste Connections

**Section 2: Shipping / Custody** **Are custody seals present?** ☐ Yes ☒ No

Custody seals intact on arrival? ■ N/A ☐ Yes ☐ No ☐ On cooler / box ☐ On samples

☐ Courier ■ Walk-In ☐ Field Sampling ☐ Shipping Info: _____

**Section 3a: Condition / Packaging** ☐ **Outside 0.0 - 6.0°C (0.0 - 10.0°C for microbiology) (PM notified)**

Date Opened 4/2/26 By (initials) MSK Type of ice used: ■ Wet ☐ Blue/Gel ☐ None

☐ Samples received on ice directly from the field; cooling process had begun. (if checked, skip temperatures)

☐ Sample matrix doesn't require cooling (e.g. air, bulk PCB). (if checked, skip temperatures)

If no cooler: Observed/Adjusted Temp (°C): _____ / _____ Thermometer/IR Gun: IR10 CF: +0.2

Cooler Temp (°C) #1: 4.3 / 4.5 #2: 3.5 / 3.7 #3: 4.4 / 4.6 #4: 5.6 / 5.8 #5: 3.2 / 3.4 #6: 5.5 / 5.7 *

**Section 3b: Microbiology Samples** ☐ **No microbiology samples submitted (skip 3b)**

■ Within temp range 0.0 - 10.0°C or received on ice directly from field.

■ Adequate headspace for microbiology analysis.

**Section 3c: Air Samples** ■ **No air samples submitted (skip 3c)**

☐ 1.4L Canisters ☐ 6L Canisters ☐ Tedlar Bags ☐ MCE Cassettes ☐ Sorbent Tubes ☐ Other _____

| **Section 4: Containers / Labels / Samples** | YES | NO | N/A |
|---|---|---|---|
| 1) Were custody papers present, filled properly, and legible? | X | | |
| 2) Is the sampler's name present on the CoC? | X | | |
| 3) Were containers received in good condition (unbroken / unopened / uncompromised)? | X | | |
| 4) Were the samples bagged? (required for microbiology samples; recommended for soil samples) | X | | |
| 5) Were all of, and only, the correct samples received? | X | | |
| 6) Are sample labels present, legible, and in agreement with the CoC? | | X | |
| 7) Does the container count match the CoC? | X | | |
| 8) Was sufficient sample volume / mass received for the analyses requested? | X | | |
| 9) Were samples received in proper containers for the analyses requested? | X | | |
| 10) Were samples received with > 1/2 holding time remaining? | | X | |
| 11) Are samples properly preserved as indicated by CoC / labels? | X | | |
| 12) Unpreserved VOAs received - If necessary, was the hold time changed in LIMS? | | | X |
| 13) Are VOA vials free from headspace/bubbles > 6mm? | X | | |

**Section 5: Explanations / Comments**

(If no comments are made, then no discrepancies noted.)

4.6: Sample -002: 2 of 3 vials with HCl do not have labels; were received in bubble wrap with the 1 of 3 vial that did have a label.

4.10: Sample -001 received with 17 minutes of hold time remaining.

* Cooler Temp. (°C) continued: #7: 5.1/5.3 #8: 4.9/5.1

☐ **No additional discrepancies**

**Date Logged** 4/2/26 **By (print)** ABD **(sign)** AdaJ

**Date Labeled** 4/2/26 **By (print)** AGR/MSK **(sign)** AdaJ for AGR/MSK

Outlook

## Fw: [External] - South Basin Stormwater Split Samples - 4/2

**From** David Tripp <david.tripp@enthalpy.com>

**Date** Thu 4/2/2026 7:36 PM

**To** Sample Receiving Group Orange <srloginorange@enthalpy.com>; 003-Metals <s003_metals@montrose-env.com>; 003-Chemistry <s003_chemistry@montrose-env.com>; 003-Volatiles <s003_volatiles@montrose-env.com>; 003-Semivolatiles <s003_semivolatiles@montrose-env.com>; 003 IC <s003_ic@montrose-env.com>; 003-Microbiology <s003_microbiology@montrose-env.com>

**Cc** cteh-chiquita <cteh-chiquita@enthalpy.com>; 003 QA <s003_qa@montrose-env.com>

UPDATE!!

Per client request, please HOLD CCLSB02260402 and CCLSB04260402.

SR - please scan this email with the COC.

Thanks!

**David Tripp**
Senior Project Manager
Enthalpy Analytical
Orange, CA | US Pacific Time
657-581-4710
david.tripp@enthalpy.com | enthalpy.com
Terms & Conditions

---

**From:** Matt Tuggle <mtuggle@cteh.com>
**Sent:** Thursday, April 2, 2026 7:20 PM
**To:** David Tripp <david.tripp@enthalpy.com>
**Cc:** chercyk@cteh.com <chercyk@cteh.com>; Kyle Lapic <kylapic@montrose-env.com>; Sohini Bagchi <sbagchi@montrose-env.com>
**Subject:** RE: [External] - South Basin Stormwater Split Samples - 4/2

EXTERNAL EMAIL - This email was sent by a person from outside your organization. Exercise caution when clicking links, opening attachments or taking further action, before validating its authenticity.

Dave,

We've been requested to analyze only samples CCLSB01260402 and CCLSB03260402.

Hold CCLSB02260402 and CCLSB04260402.

Thanks!
Matt

**Matt Tuggle**
CTEH, LLC
US Mobile: 979.229.5300
mtuggle@cteh.com | www.cteh.com

**From:** David Tripp <david.tripp@enthalpy.com>
**Sent:** Thursday, April 2, 2026 8:41 PM
**To:** Matt Tuggle <mtuggle@cteh.com>
**Cc:** Caleb Hercyk <chercyk@cteh.com>; Kyle Lapic <kylapic@montrose-env.com>; Sohini Bagchi <sbagchi@montrose-env.com>
**Subject:** Re: [External] - South Basin Stormwater Split Samples - 4/2

EXTERNAL EMAIL - This email was sent by a person from outside your organization. Exercise caution when clicking links, opening attachments or taking further action, before validating its authenticity.

Very nice. Thank you, Matt.

Thanks!

**David Tripp**
Senior Project Manager
Enthalpy Analytical
Orange, CA | US Pacific Time
657-581-4710
david.tripp@enthalpy.com | enthalpy.com
Terms & Conditions

---

**From:** Matt Tuggle <mtuggle@cteh.com>
**Sent:** Thursday, April 2, 2026 6:18 PM
**To:** David Tripp <david.tripp@enthalpy.com>
**Cc:** chercyk@cteh.com <chercyk@cteh.com>; Kyle Lapic <kylapic@montrose-env.com>; Sohini Bagchi <sbagchi@montrose-env.com>
**Subject:** [External] - South Basin Stormwater Split Samples - 4/2

EXTERNAL EMAIL - This email was sent by a person from outside your organization. Exercise caution when clicking links, opening attachments or taking further action, before validating its authenticity.

David,

I've attached today's split stormwater samples' COCs. These were taken alongside the Water Board's samples.

Best,
Matt

Matt Tuggle
CTEH, LLC
Mobile: 979-229-5300
mtuggle@cteh.com | www.cteh.com

---

CONFIDENTIALITY NOTICE: The contents of this email message and any attachments are intended solely for the addressee(s) and may contain confidential, proprietary and/or privileged information and may be legally protected from disclosure. If you are not the intended

recipient of this message or their agent, or if this message has been addressed to you in error, please immediately alert the sender by reply email and then delete this message and any attachments and the reply from your system. If you are not the intended recipient, you are hereby notified that any disclosure, use, dissemination, copying, or storage of this message or its attachments is strictly prohibited.

---

The information contained in this e-mail and any attachments from Montrose Environmental Group, Inc. may contain confidential and/or proprietary information, and is intended only for the named recipient to whom it was originally addressed. If you are not the intended recipient, any disclosure, distribution, or copying of this e-mail or its attachments is strictly prohibited. If you have received this e-mail in error, please notify the sender immediately by return e-mail and permanently delete the e-mail and any attachments.

---

CONFIDENTIALITY NOTICE: The contents of this email message and any attachments are intended solely for the addressee(s) and may contain confidential, proprietary and/or privileged information and may be legally protected from disclosure. If you are not the intended recipient of this message or their agent, or if this message has been addressed to you in error, please immediately alert the sender by reply email and then delete this message and any attachments and the reply from your system. If you are not the intended recipient, you are hereby notified that any disclosure, use, dissemination, copying, or storage of this message or its attachments is strictly prohibited.

---

CONFIDENTIALITY NOTICE: The contents of this email message and any attachments are intended solely for the addressee(s) and may contain confidential, proprietary and/or privileged information and may be legally protected from disclosure. If you are not the intended recipient of this message or their agent, or if this message has been addressed to you in error, please immediately alert the sender by reply email and then delete this message and any attachments and the reply from your system. If you are not the intended recipient, you are hereby notified that any disclosure, use, dissemination, copying, or storage of this message or its attachments is strictly prohibited.

---

CONFIDENTIALITY NOTICE: The contents of this email message and any attachments are intended solely for the addressee(s) and may contain confidential, proprietary and/or privileged information and may be legally protected from disclosure. If you are not the intended recipient of this message or their agent, or if this message has been addressed to you in error, please immediately alert the sender by reply email and then delete this message and any attachments and the reply from your system. If you are not the intended recipient, you are hereby notified that any disclosure, use, dissemination, copying, or storage of this message or its attachments is strictly prohibited.

Onterris ENTHALPY ANALYTICAL

# Analysis Results for 556785

Matt Breuer
Waste Connections
Chiquita Canyon Landfill
29201 Henry Mayo Drive
Castaic, CA 91384

Lab Job #: 556785
Project No: CCLF STORMWATER
Location: Chiquita Canyon Stormwater
Date Received: 04/02/26

**Sample ID: CCLSB01260402** **Lab ID: 556785-001** **Collected: 04/02/26 11:50**
**Matrix: Water**

| 556785-001 Analyte | Result | Qual | Units | RL | MDL | DF | Batch | Prepared | Analyzed | Chemist |
|---|---|---|---|---|---|---|---|---|---|---|
| Method: EPA 1664A<br>Prep Method: METHOD | | | | | | | | | | |
| Total Oil and Grease | ND | | mg/L | 4.9 | 0.94 | 0.97 | 399868 | 04/04/26 | 04/05/26 | HXO |
| Method: EPA 200.7<br>Prep Method: EPA 3015A | | | | | | | | | | |
| Calcium | **64** | | mg/L | 0.10 | 0.0095 | 1 | 399780 | 04/03/26 | 04/03/26 | KCD |
| Iron | **0.93** | | mg/L | 0.050 | 0.017 | 1 | 399780 | 04/03/26 | 04/03/26 | KCD |
| Magnesium | **9.7** | | mg/L | 0.10 | 0.017 | 1 | 399780 | 04/03/26 | 04/03/26 | KCD |
| Potassium | **14** | | mg/L | 0.50 | 0.20 | 1 | 399780 | 04/03/26 | 04/03/26 | KCD |
| Sodium | **63** | | mg/L | 0.50 | 0.017 | 1 | 399780 | 04/03/26 | 04/03/26 | KCD |
| Method: EPA 200.8<br>Prep Method: EPA 3015A | | | | | | | | | | |
| Antimony | **1.1** | J | ug/L | 2.0 | 0.058 | 1 | 399766 | 04/03/26 | 04/03/26 | KAM |
| Arsenic | **6.3** | | ug/L | 2.0 | 0.059 | 1 | 399766 | 04/03/26 | 04/03/26 | KAM |
| Barium | **49** | | ug/L | 5.0 | 0.069 | 1 | 399766 | 04/03/26 | 04/03/26 | KAM |
| Beryllium | ND | | ug/L | 1.0 | 0.044 | 1 | 399766 | 04/03/26 | 04/03/26 | KAM |
| Boron | **240** | | ug/L | 100 | 34 | 10 | 399766 | 04/03/26 | 04/03/26 | KAM |
| Cadmium | ND | | ug/L | 1.0 | 0.079 | 1 | 399766 | 04/03/26 | 04/03/26 | KAM |
| Chromium | **1.7** | J | ug/L | 5.0 | 0.14 | 1 | 399766 | 04/03/26 | 04/03/26 | KAM |
| Cobalt | **0.78** | J | ug/L | 1.0 | 0.033 | 1 | 399766 | 04/03/26 | 04/03/26 | KAM |
| Copper | **4.1** | | ug/L | 3.0 | 1.4 | 1 | 399766 | 04/03/26 | 04/03/26 | KAM |
| Lead | **0.60** | J,b | ug/L | 5.0 | 0.31 | 1 | 399766 | 04/03/26 | 04/03/26 | KAM |
| Manganese | **35** | | ug/L | 10 | 0.62 | 1 | 399766 | 04/03/26 | 04/03/26 | KAM |
| Nickel | **3.1** | J | ug/L | 5.0 | 0.13 | 1 | 399766 | 04/03/26 | 04/03/26 | KAM |
| Selenium | **1.3** | B,J | ug/L | 2.0 | 0.60 | 1 | 399766 | 04/03/26 | 04/03/26 | KAM |
| Silver | ND | | ug/L | 5.0 | 0.087 | 1 | 399766 | 04/03/26 | 04/03/26 | KAM |
| Thallium | ND | | ug/L | 1.0 | 0.031 | 1 | 399766 | 04/03/26 | 04/03/26 | KAM |
| Tin | ND | | ug/L | 5.0 | 0.59 | 1 | 399766 | 04/03/26 | 04/03/26 | KAM |
| Vanadium | **6.6** | | ug/L | 5.0 | 0.25 | 1 | 399766 | 04/03/26 | 04/03/26 | KAM |
| Zinc | **5.2** | J | ug/L | 10 | 2.1 | 1 | 399766 | 04/03/26 | 04/03/26 | KAM |
| Method: EPA 245.1<br>Prep Method: EPA 245.1 | | | | | | | | | | |
| Mercury | ND | | ug/L | 0.40 | 0.091 | 1 | 399744 | 04/03/26 | 04/03/26 | MLL |
| Method: EPA 300.0<br>Prep Method: METHOD | | | | | | | | | | |
| Fluoride | **0.22** | | mg/L | 0.20 | 0.059 | 1 | 399721 | 04/02/26 19:45 | 04/03/26 02:21 | AJL |
| Chloride | **31** | | mg/L | 1.0 | 0.26 | 1 | 399721 | 04/02/26 19:45 | 04/03/26 02:21 | AJL |
| Nitrogen, Nitrite | ND | | mg/L | 0.10 | 0.02 | 1 | 399721 | 04/02/26 19:45 | 04/03/26 02:21 | AJL |



Results for any subcontracted analyses are not included in this section.

# Analysis Results for 556785

| 556785-001 Analyte | Result | Qual | Units | RL | MDL | DF | Batch | Prepared | Analyzed | Chemist |
|---|---|---|---|---|---|---|---|---|---|---|
| Bromide | **0.077** | J | mg/L | 0.30 | 0.061 | 1 | 399721 | 04/02/26 19:45 | 04/03/26 02:21 | AJL |
| Nitrogen, Nitrate | ND | | mg/L | 0.10 | 0.05 | 1 | 399721 | 04/02/26 19:45 | 04/03/26 02:21 | AJL |
| Sulfate | **170** | | mg/L | 10 | 1.8 | 10 | 399721 | 04/02/26 19:45 | 04/03/26 11:45 | KUM |
| Method: EPA 350.1<br>Prep Method: METHOD | | | | | | | | | | |
| Ammonia-N | **0.27** | | mg/L | 0.10 | 0.068 | 1 | 399878 | 04/05/26 | 04/06/26 | JAK |
| Method: EPA 420.1<br>Prep Method: METHOD | | | | | | | | | | |
| Total Phenolics | **0.010** | | mg/L | 0.010 | 0.0056 | 1 | 399791 | 04/03/26 | 04/03/26 | CKN |
| Method: EPA 625.1<br>Prep Method: EPA 3510C | | | | | | | | | | |
| Benzoic acid | ND | | ug/L | 47 | 10 | 0.94 | 399746 | 04/03/26 | 04/03/26 | TJW |
| 2-Methylphenol | ND | | ug/L | 9.4 | 3.0 | 0.94 | 399746 | 04/03/26 | 04/03/26 | TJW |
| Pyridine | ND | | ug/L | 9.4 | 2.6 | 0.94 | 399746 | 04/03/26 | 04/03/26 | TJW |
| Phenol | ND | | ug/L | 9.4 | 2.0 | 0.94 | 399746 | 04/03/26 | 04/03/26 | TJW |
| Naphthalene | ND | | ug/L | 9.4 | 3.4 | 0.94 | 399746 | 04/03/26 | 04/03/26 | TJW |
| 3-,4-Methylphenol | ND | | ug/L | 9.4 | 2.8 | 0.94 | 399746 | 04/03/26 | 04/03/26 | TJW |
| Cresol | ND | | ug/L | 9.4 | | 0.94 | 399746 | 04/03/26 | 04/03/26 | TJW |
| a-Terpineol | ND | | ug/L | 9.4 | 1.9 | 0.94 | 399746 | 04/03/26 | 04/04/26 | TJW |
| **Surrogates** | | | | **Limits** | | | | | | |
| 2-Fluorophenol | 29% | * | %REC | 36-95 | | 0.94 | 399746 | 04/03/26 | 04/03/26 | TJW |
| Phenol-d6 | 19% | * | %REC | 28-82 | | 0.94 | 399746 | 04/03/26 | 04/03/26 | TJW |
| 2,4,6-Tribromophenol | 83% | | %REC | 61-140 | | 0.94 | 399746 | 04/03/26 | 04/03/26 | TJW |
| Nitrobenzene-d5 | 54% | | %REC | 48-123 | | 0.94 | 399746 | 04/03/26 | 04/03/26 | TJW |
| 2-Fluorobiphenyl | 55% | | %REC | 51-105 | | 0.94 | 399746 | 04/03/26 | 04/03/26 | TJW |
| Terphenyl-d14 | 61% | * | %REC | 65-117 | | 0.94 | 399746 | 04/03/26 | 04/03/26 | TJW |
| Method: EPA 8081A<br>Prep Method: EPA 3510C | | | | | | | | | | |
| alpha-BHC | ND | | ug/L | 0.05 | 0.01 | 0.94 | 399733 | 04/03/26 | 04/03/26 | HQN |
| beta-BHC | ND | | ug/L | 0.05 | 0.01 | 0.94 | 399733 | 04/03/26 | 04/03/26 | HQN |
| gamma-BHC | ND | | ug/L | 0.05 | 0.01 | 0.94 | 399733 | 04/03/26 | 04/03/26 | HQN |
| delta-BHC | ND | | ug/L | 0.05 | 0.01 | 0.94 | 399733 | 04/03/26 | 04/03/26 | HQN |
| Heptachlor | ND | | ug/L | 0.05 | 0.009 | 0.94 | 399733 | 04/03/26 | 04/03/26 | HQN |
| Aldrin | ND | | ug/L | 0.05 | 0.01 | 0.94 | 399733 | 04/03/26 | 04/03/26 | HQN |
| Heptachlor epoxide | ND | | ug/L | 0.05 | 0.01 | 0.94 | 399733 | 04/03/26 | 04/03/26 | HQN |
| Endosulfan I | ND | | ug/L | 0.05 | 0.01 | 0.94 | 399733 | 04/03/26 | 04/03/26 | HQN |
| Dieldrin | ND | | ug/L | 0.09 | 0.01 | 0.94 | 399733 | 04/03/26 | 04/03/26 | HQN |
| 4,4'-DDE | ND | | ug/L | 0.09 | 0.03 | 0.94 | 399733 | 04/03/26 | 04/03/26 | HQN |
| Endrin | ND | | ug/L | 0.09 | 0.01 | 0.94 | 399733 | 04/03/26 | 04/03/26 | HQN |
| Endosulfan II | ND | | ug/L | 0.09 | 0.02 | 0.94 | 399733 | 04/03/26 | 04/03/26 | HQN |
| Endosulfan sulfate | ND | | ug/L | 0.09 | 0.02 | 0.94 | 399733 | 04/03/26 | 04/03/26 | HQN |
| 4,4'-DDD | ND | | ug/L | 0.09 | 0.03 | 0.94 | 399733 | 04/03/26 | 04/03/26 | HQN |
| Endrin aldehyde | ND | | ug/L | 0.09 | 0.03 | 0.94 | 399733 | 04/03/26 | 04/03/26 | HQN |
| Endrin ketone | ND | | ug/L | 0.09 | 0.03 | 0.94 | 399733 | 04/03/26 | 04/03/26 | HQN |
| 4,4'-DDT | ND | | ug/L | 0.09 | 0.08 | 0.94 | 399733 | 04/03/26 | 04/03/26 | HQN |
| Methoxychlor | ND | | ug/L | 0.09 | 0.04 | 0.94 | 399733 | 04/03/26 | 04/03/26 | HQN |
| Toxaphene | ND | | ug/L | 1.9 | 0.6 | 0.94 | 399733 | 04/03/26 | 04/03/26 | HQN |
| Chlordane (Technical) | ND | | ug/L | 0.9 | 0.2 | 0.94 | 399733 | 04/03/26 | 04/03/26 | HQN |
| **Surrogates** | | | | **Limits** | | | | | | |



Results for any subcontracted analyses are not included in this section.

# Analysis Results for 556785

| 556785-001 Analyte | Result | Qual | Units | RL | MDL | DF | Batch | Prepared | Analyzed | Chemist |
|---|---|---|---|---|---|---|---|---|---|---|
| TCMX | 85% | | %REC | 29-120 | | 0.94 | 399733 | 04/03/26 | 04/03/26 | HQN |
| Decachlorobiphenyl | 64% | | %REC | 33-132 | | 0.94 | 399733 | 04/03/26 | 04/03/26 | HQN |
| Method: EPA 8082<br>Prep Method: EPA 3510C | | | | | | | | | | |
| Aroclor-1016 | ND | | ug/L | 0.47 | 0.29 | 0.94 | 399733 | 04/03/26 | 04/03/26 | HQN |
| Aroclor-1221 | ND | | ug/L | 0.47 | 0.44 | 0.94 | 399733 | 04/03/26 | 04/03/26 | HQN |
| Aroclor-1232 | ND | | ug/L | 0.47 | 0.26 | 0.94 | 399733 | 04/03/26 | 04/03/26 | HQN |
| Aroclor-1242 | ND | | ug/L | 0.47 | 0.27 | 0.94 | 399733 | 04/03/26 | 04/03/26 | HQN |
| Aroclor-1248 | ND | | ug/L | 0.47 | 0.22 | 0.94 | 399733 | 04/03/26 | 04/03/26 | HQN |
| Aroclor-1254 | ND | | ug/L | 0.47 | 0.25 | 0.94 | 399733 | 04/03/26 | 04/03/26 | HQN |
| Aroclor-1260 | ND | | ug/L | 0.47 | 0.31 | 0.94 | 399733 | 04/03/26 | 04/03/26 | HQN |
| Aroclor-1262 | ND | | ug/L | 0.47 | 0.28 | 0.94 | 399733 | 04/03/26 | 04/03/26 | HQN |
| Aroclor-1268 | ND | | ug/L | 0.47 | 0.24 | 0.94 | 399733 | 04/03/26 | 04/03/26 | HQN |
| **Surrogates** | | | | **Limits** | | | | | | |
| Decachlorobiphenyl (PCB) | 65% | | %REC | 28-138 | | 0.94 | 399733 | 04/03/26 | 04/03/26 | HQN |
| Method: EPA 8260B<br>Prep Method: EPA 5030B | | | | | | | | | | |
| Carbon Disulfide | ND | | ug/L | 5.0 | 0.3 | 1 | 399719 | 04/03/26 | 04/03/26 | HMN |
| Chloroprene | ND | | ug/L | 200 | 0.3 | 1 | 399719 | 04/03/26 | 04/03/26 | HMN |
| 3-Chloropropene | ND | | ug/L | 5.0 | 0.2 | 1 | 399719 | 04/03/26 | 04/03/26 | HMN |
| Ethyl methacrylate | ND | | ug/L | 50 | 2.4 | 1 | 399719 | 04/03/26 | 04/03/26 | HMN |
| Ethanol | ND | | ug/L | 500 | 130 | 1 | 399719 | 04/03/26 | 04/03/26 | HMN |
| 2-Hexanone | ND | | ug/L | 5.0 | 0.6 | 1 | 399719 | 04/03/26 | 04/03/26 | HMN |
| Isopropanol (IPA) | ND | | ug/L | 200 | 40 | 1 | 399719 | 04/03/26 | 04/03/26 | HMN |
| Methyl acrylonitrile | ND | | ug/L | 35 | 1.3 | 1 | 399719 | 04/03/26 | 04/03/26 | HMN |
| Vinyl Acetate | ND | | ug/L | 50 | 2.4 | 1 | 399719 | 04/03/26 | 04/03/26 | HMN |
| Acrolein | ND | | ug/L | 200 | 2.0 | 1 | 399719 | 04/03/26 | 04/03/26 | HMN |
| Acrylonitrile | ND | | ug/L | 10 | 0.3 | 1 | 399719 | 04/03/26 | 04/03/26 | HMN |
| Freon 12 | ND | | ug/L | 5.0 | 0.2 | 1 | 399719 | 04/03/26 | 04/03/26 | HMN |
| Chloromethane | ND | | ug/L | 5.0 | 0.1 | 1 | 399719 | 04/03/26 | 04/03/26 | HMN |
| Vinyl Chloride | ND | | ug/L | 5.0 | 0.1 | 1 | 399719 | 04/03/26 | 04/03/26 | HMN |
| Bromomethane | ND | | ug/L | 5.0 | 0.3 | 1 | 399719 | 04/03/26 | 04/03/26 | HMN |
| Chloroethane | ND | | ug/L | 5.0 | 0.05 | 1 | 399719 | 04/03/26 | 04/03/26 | HMN |
| Trichlorofluoromethane | ND | | ug/L | 5.0 | 0.08 | 1 | 399719 | 04/03/26 | 04/03/26 | HMN |
| Iodomethane | ND | | ug/L | 5.0 | | 1 | 399719 | 04/03/26 | 04/03/26 | HMN |
| Acetone | ND | | ug/L | 100 | 8.8 | 1 | 399719 | 04/03/26 | 04/03/26 | HMN |
| Freon 113 | ND | | ug/L | 5.0 | 0.1 | 1 | 399719 | 04/03/26 | 04/03/26 | HMN |
| 1,1-Dichloroethene | ND | | ug/L | 5.0 | 0.1 | 1 | 399719 | 04/03/26 | 04/03/26 | HMN |
| Methylene Chloride | ND | | ug/L | 10 | 0.2 | 1 | 399719 | 04/03/26 | 04/03/26 | HMN |
| MTBE | ND | | ug/L | 5.0 | 0.1 | 1 | 399719 | 04/03/26 | 04/03/26 | HMN |
| trans-1,2-Dichloroethene | ND | | ug/L | 5.0 | 0.1 | 1 | 399719 | 04/03/26 | 04/03/26 | HMN |
| 1,1-Dichloroethane | ND | | ug/L | 5.0 | 0.07 | 1 | 399719 | 04/03/26 | 04/03/26 | HMN |
| 2-Butanone | ND | | ug/L | 10 | 0.9 | 1 | 399719 | 04/03/26 | 04/03/26 | HMN |
| cis-1,2-Dichloroethene | ND | | ug/L | 5.0 | 0.09 | 1 | 399719 | 04/03/26 | 04/03/26 | HMN |
| 2,2-Dichloropropane | ND | | ug/L | 5.0 | 0.09 | 1 | 399719 | 04/03/26 | 04/03/26 | HMN |
| Chloroform | ND | | ug/L | 5.0 | 0.07 | 1 | 399719 | 04/03/26 | 04/03/26 | HMN |
| Bromochloromethane | ND | | ug/L | 5.0 | 0.1 | 1 | 399719 | 04/03/26 | 04/03/26 | HMN |
| 1,1,1-Trichloroethane | ND | | ug/L | 5.0 | 0.03 | 1 | 399719 | 04/03/26 | 04/03/26 | HMN |
| 1,1-Dichloropropene | ND | | ug/L | 5.0 | 0.08 | 1 | 399719 | 04/03/26 | 04/03/26 | HMN |
| Carbon Tetrachloride | ND | | ug/L | 5.0 | 0.07 | 1 | 399719 | 04/03/26 | 04/03/26 | HMN |
| 1,2-Dichloroethane | ND | | ug/L | 5.0 | 0.09 | 1 | 399719 | 04/03/26 | 04/03/26 | HMN |



Results for any subcontracted analyses are not included in this section.

# Analysis Results for 556785

| 556785-001 Analyte | Result | Qual | Units | RL | MDL | DF | Batch | Prepared | Analyzed | Chemist |
|---|---|---|---|---|---|---|---|---|---|---|
| Benzene | ND | | ug/L | 1.0 | 0.07 | 1 | 399719 | 04/03/26 | 04/03/26 | HMN |
| Trichloroethene | ND | | ug/L | 5.0 | 0.05 | 1 | 399719 | 04/03/26 | 04/03/26 | HMN |
| 1,2-Dichloropropane | ND | | ug/L | 5.0 | 0.07 | 1 | 399719 | 04/03/26 | 04/03/26 | HMN |
| Bromodichloromethane | ND | | ug/L | 5.0 | 0.05 | 1 | 399719 | 04/03/26 | 04/03/26 | HMN |
| Dibromomethane | ND | | ug/L | 5.0 | 0.1 | 1 | 399719 | 04/03/26 | 04/03/26 | HMN |
| 4-Methyl-2-Pentanone | ND | | ug/L | 5.0 | 0.5 | 1 | 399719 | 04/03/26 | 04/03/26 | HMN |
| cis-1,3-Dichloropropene | ND | | ug/L | 5.0 | 0.08 | 1 | 399719 | 04/03/26 | 04/03/26 | HMN |
| Toluene | **0.05** | J | ug/L | 5.0 | 0.05 | 1 | 399719 | 04/03/26 | 04/03/26 | HMN |
| trans-1,3-Dichloropropene | ND | | ug/L | 5.0 | 0.03 | 1 | 399719 | 04/03/26 | 04/03/26 | HMN |
| 1,1,2-Trichloroethane | ND | | ug/L | 5.0 | 0.06 | 1 | 399719 | 04/03/26 | 04/03/26 | HMN |
| 1,3-Dichloropropane | ND | | ug/L | 5.0 | 0.1 | 1 | 399719 | 04/03/26 | 04/03/26 | HMN |
| Tetrachloroethene | ND | | ug/L | 5.0 | 0.09 | 1 | 399719 | 04/03/26 | 04/03/26 | HMN |
| Dibromochloromethane | ND | | ug/L | 5.0 | 0.07 | 1 | 399719 | 04/03/26 | 04/03/26 | HMN |
| 1,2-Dibromoethane | ND | | ug/L | 5.0 | 0.07 | 1 | 399719 | 04/03/26 | 04/03/26 | HMN |
| Chlorobenzene | ND | | ug/L | 5.0 | 0.05 | 1 | 399719 | 04/03/26 | 04/03/26 | HMN |
| 1,1,1,2-Tetrachloroethane | ND | | ug/L | 5.0 | 0.06 | 1 | 399719 | 04/03/26 | 04/03/26 | HMN |
| Ethylbenzene | ND | | ug/L | 5.0 | 0.04 | 1 | 399719 | 04/03/26 | 04/03/26 | HMN |
| m,p-Xylenes | ND | | ug/L | 5.0 | 0.1 | 1 | 399719 | 04/03/26 | 04/03/26 | HMN |
| o-Xylene | ND | | ug/L | 5.0 | 0.06 | 1 | 399719 | 04/03/26 | 04/03/26 | HMN |
| Styrene | ND | | ug/L | 5.0 | 0.06 | 1 | 399719 | 04/03/26 | 04/03/26 | HMN |
| Bromoform | ND | | ug/L | 5.0 | 0.08 | 1 | 399719 | 04/03/26 | 04/03/26 | HMN |
| Isopropylbenzene | ND | | ug/L | 5.0 | 0.06 | 1 | 399719 | 04/03/26 | 04/03/26 | HMN |
| 1,1,2,2-Tetrachloroethane | ND | | ug/L | 5.0 | 0.06 | 1 | 399719 | 04/03/26 | 04/03/26 | HMN |
| 1,2,3-Trichloropropane | ND | | ug/L | 5.0 | 0.09 | 1 | 399719 | 04/03/26 | 04/03/26 | HMN |
| Propylbenzene | ND | | ug/L | 5.0 | 0.05 | 1 | 399719 | 04/03/26 | 04/03/26 | HMN |
| Bromobenzene | ND | | ug/L | 5.0 | 0.06 | 1 | 399719 | 04/03/26 | 04/03/26 | HMN |
| 1,3,5-Trimethylbenzene | ND | | ug/L | 5.0 | 0.08 | 1 | 399719 | 04/03/26 | 04/03/26 | HMN |
| 2-Chlorotoluene | ND | | ug/L | 5.0 | 0.07 | 1 | 399719 | 04/03/26 | 04/03/26 | HMN |
| 4-Chlorotoluene | ND | | ug/L | 5.0 | 0.08 | 1 | 399719 | 04/03/26 | 04/03/26 | HMN |
| tert-Butylbenzene | ND | | ug/L | 5.0 | 0.07 | 1 | 399719 | 04/03/26 | 04/03/26 | HMN |
| 1,2,4-Trimethylbenzene | ND | | ug/L | 5.0 | 0.07 | 1 | 399719 | 04/03/26 | 04/03/26 | HMN |
| sec-Butylbenzene | ND | | ug/L | 5.0 | 0.06 | 1 | 399719 | 04/03/26 | 04/03/26 | HMN |
| para-Isopropyl Toluene | **0.08** | J | ug/L | 5.0 | 0.05 | 1 | 399719 | 04/03/26 | 04/03/26 | HMN |
| 1,3-Dichlorobenzene | ND | | ug/L | 5.0 | 0.06 | 1 | 399719 | 04/03/26 | 04/03/26 | HMN |
| 1,4-Dichlorobenzene | ND | | ug/L | 5.0 | 0.07 | 1 | 399719 | 04/03/26 | 04/03/26 | HMN |
| n-Butylbenzene | ND | | ug/L | 5.0 | 0.08 | 1 | 399719 | 04/03/26 | 04/03/26 | HMN |
| 1,2-Dichlorobenzene | ND | | ug/L | 5.0 | 0.04 | 1 | 399719 | 04/03/26 | 04/03/26 | HMN |
| 1,2-Dibromo-3-Chloropropane | ND | | ug/L | 5.0 | 0.3 | 1 | 399719 | 04/03/26 | 04/03/26 | HMN |
| 1,2,4-Trichlorobenzene | ND | | ug/L | 5.0 | 0.1 | 1 | 399719 | 04/03/26 | 04/03/26 | HMN |
| Hexachlorobutadiene | ND | | ug/L | 5.0 | 0.06 | 1 | 399719 | 04/03/26 | 04/03/26 | HMN |
| 1,2,3-Trichlorobenzene | ND | | ug/L | 5.0 | 0.09 | 1 | 399719 | 04/03/26 | 04/03/26 | HMN |
| cis-1,4-Dichloro-2-butene | ND | | ug/L | 5.0 | 0.3 | 1 | 399719 | 04/03/26 | 04/03/26 | HMN |
| trans-1,4-Dichloro-2-butene | ND | | ug/L | 5.0 | 0.2 | 1 | 399719 | 04/03/26 | 04/03/26 | HMN |
| Xylene (total) | ND | | ug/L | 5.0 | | 1 | 399719 | 04/03/26 | 04/03/26 | HMN |
| **Surrogates** | | | | **Limits** | | | | | | |
| Dibromofluoromethane | 98% | | %REC | 70-130 | | 1 | 399719 | 04/03/26 | 04/03/26 | HMN |
| 1,2-Dichloroethane-d4 | 99% | | %REC | 70-130 | | 1 | 399719 | 04/03/26 | 04/03/26 | HMN |
| Toluene-d8 | 105% | | %REC | 70-130 | | 1 | 399719 | 04/03/26 | 04/03/26 | HMN |
| Bromofluorobenzene | 100% | | %REC | 70-130 | | 1 | 399719 | 04/03/26 | 04/03/26 | HMN |
| Method: EPA 8270C-SIM<br>Prep Method: EPA 3535 | | | | | | | | | | |
| 1,4-Dioxane | ND | | ug/L | 1.0 | 0.87 | 1 | 399771 | 04/03/26 | 04/03/26 | TJW |

Results for any subcontracted analyses are not included in this section.

# Analysis Results for 556785

| 556785-001 Analyte | Result | Qual | Units | RL | MDL | DF | Batch | Prepared | Analyzed | Chemist |
|---|---|---|---|---|---|---|---|---|---|---|
| **Surrogates** | | | | **Limits** | | | | | | |
| 1,4-Dioxane-d8 (SUR) | 104% | | %REC | 80-120 | | 1 | 399771 | 04/03/26 | 04/03/26 | TJW |
| Method: EPA 8270E<br>Prep Method: EPA 3510C | | | | | | | | | | |
| Carbazole | ND | | ug/L | 9.4 | 2.6 | 0.94 | 399746 | 04/03/26 | 04/03/26 | TJW |
| N-Nitrosodimethylamine | ND | | ug/L | 9.4 | 2.7 | 0.94 | 399746 | 04/03/26 | 04/03/26 | TJW |
| Aniline | ND | | ug/L | 9.4 | 2.7 | 0.94 | 399746 | 04/03/26 | 04/03/26 | TJW |
| bis(2-Chloroethyl)ether | ND | | ug/L | 23 | 3.5 | 0.94 | 399746 | 04/03/26 | 04/03/26 | TJW |
| 2-Chlorophenol | ND | | ug/L | 9.4 | 3.4 | 0.94 | 399746 | 04/03/26 | 04/03/26 | TJW |
| 1,3-Dichlorobenzene | ND | | ug/L | 9.4 | 3.1 | 0.94 | 399746 | 04/03/26 | 04/03/26 | TJW |
| 1,4-Dichlorobenzene | ND | | ug/L | 9.4 | 3.2 | 0.94 | 399746 | 04/03/26 | 04/03/26 | TJW |
| Benzyl alcohol | ND | | ug/L | 23 | 5.4 | 0.94 | 399746 | 04/03/26 | 04/03/26 | TJW |
| 1,2-Dichlorobenzene | ND | | ug/L | 9.4 | 3.1 | 0.94 | 399746 | 04/03/26 | 04/03/26 | TJW |
| bis(2-Chloroisopropyl) ether | ND | | ug/L | 9.4 | 3.6 | 0.94 | 399746 | 04/03/26 | 04/03/26 | TJW |
| N-Nitroso-di-n-propylamine | ND | | ug/L | 9.4 | 3.6 | 0.94 | 399746 | 04/03/26 | 04/03/26 | TJW |
| Hexachloroethane | ND | | ug/L | 9.4 | 2.8 | 0.94 | 399746 | 04/03/26 | 04/03/26 | TJW |
| Nitrobenzene | ND | | ug/L | 23 | 7.9 | 0.94 | 399746 | 04/03/26 | 04/03/26 | TJW |
| Isophorone | ND | | ug/L | 9.4 | 3.5 | 0.94 | 399746 | 04/03/26 | 04/03/26 | TJW |
| 2-Nitrophenol | ND | | ug/L | 9.4 | 5.1 | 0.94 | 399746 | 04/03/26 | 04/03/26 | TJW |
| 2,4-Dimethylphenol | ND | | ug/L | 9.4 | 3.0 | 0.94 | 399746 | 04/03/26 | 04/03/26 | TJW |
| bis(2-Chloroethoxy)methane | ND | | ug/L | 9.4 | 3.4 | 0.94 | 399746 | 04/03/26 | 04/03/26 | TJW |
| 2,4-Dichlorophenol | ND | | ug/L | 9.4 | 3.5 | 0.94 | 399746 | 04/03/26 | 04/03/26 | TJW |
| 1,2,4-Trichlorobenzene | ND | | ug/L | 9.4 | 3.2 | 0.94 | 399746 | 04/03/26 | 04/03/26 | TJW |
| 4-Chloroaniline | ND | | ug/L | 9.4 | 2.9 | 0.94 | 399746 | 04/03/26 | 04/03/26 | TJW |
| Hexachlorobutadiene | ND | | ug/L | 9.4 | 2.1 | 0.94 | 399746 | 04/03/26 | 04/03/26 | TJW |
| 4-Chloro-3-methylphenol | ND | | ug/L | 9.4 | 3.4 | 0.94 | 399746 | 04/03/26 | 04/03/26 | TJW |
| 2-Methylnaphthalene | ND | | ug/L | 9.4 | 3.2 | 0.94 | 399746 | 04/03/26 | 04/03/26 | TJW |
| Hexachlorocyclopentadiene | ND | | ug/L | 23 | 7.3 | 0.94 | 399746 | 04/03/26 | 04/03/26 | TJW |
| 2,4,6-Trichlorophenol | ND | | ug/L | 9.4 | 3.8 | 0.94 | 399746 | 04/03/26 | 04/03/26 | TJW |
| 2,4,5-Trichlorophenol | ND | | ug/L | 9.4 | 3.5 | 0.94 | 399746 | 04/03/26 | 04/03/26 | TJW |
| 2-Chloronaphthalene | ND | | ug/L | 9.4 | 3.2 | 0.94 | 399746 | 04/03/26 | 04/03/26 | TJW |
| 2-Nitroaniline | ND | | ug/L | 47 | 4.1 | 0.94 | 399746 | 04/03/26 | 04/03/26 | TJW |
| Dimethylphthalate | ND | | ug/L | 9.4 | 3.2 | 0.94 | 399746 | 04/03/26 | 04/03/26 | TJW |
| Acenaphthylene | ND | | ug/L | 9.4 | 3.6 | 0.94 | 399746 | 04/03/26 | 04/03/26 | TJW |
| 2,6-Dinitrotoluene | ND | | ug/L | 9.4 | 4.2 | 0.94 | 399746 | 04/03/26 | 04/03/26 | TJW |
| 3-Nitroaniline | ND | | ug/L | 9.4 | 3.7 | 0.94 | 399746 | 04/03/26 | 04/03/26 | TJW |
| Acenaphthene | ND | | ug/L | 9.4 | 3.0 | 0.94 | 399746 | 04/03/26 | 04/03/26 | TJW |
| 2,4-Dinitrophenol | ND | | ug/L | 47 | 14 | 0.94 | 399746 | 04/03/26 | 04/03/26 | TJW |
| 4-Nitrophenol | ND | | ug/L | 47 | 8.0 | 0.94 | 399746 | 04/03/26 | 04/03/26 | TJW |
| Dibenzofuran | ND | | ug/L | 9.4 | 3.0 | 0.94 | 399746 | 04/03/26 | 04/03/26 | TJW |
| 2,4-Dinitrotoluene | ND | | ug/L | 9.4 | 4.0 | 0.94 | 399746 | 04/03/26 | 04/03/26 | TJW |
| Diethylphthalate | ND | | ug/L | 9.4 | 2.7 | 0.94 | 399746 | 04/03/26 | 04/03/26 | TJW |
| Fluorene | ND | | ug/L | 9.4 | 2.9 | 0.94 | 399746 | 04/03/26 | 04/03/26 | TJW |
| 4-Chlorophenyl-phenylether | ND | | ug/L | 9.4 | 2.9 | 0.94 | 399746 | 04/03/26 | 04/03/26 | TJW |
| 4-Nitroaniline | ND | | ug/L | 9.4 | 3.1 | 0.94 | 399746 | 04/03/26 | 04/03/26 | TJW |
| 4,6-Dinitro-2-methylphenol | ND | | ug/L | 47 | 16 | 0.94 | 399746 | 04/03/26 | 04/03/26 | TJW |
| N-Nitrosodiphenylamine | ND | | ug/L | 9.4 | 3.7 | 0.94 | 399746 | 04/03/26 | 04/03/26 | TJW |
| 1,2-diphenylhydrazine (as azobenzene) | ND | | ug/L | 9.4 | 2.7 | 0.94 | 399746 | 04/03/26 | 04/03/26 | TJW |
| 4-Bromophenyl-phenylether | ND | | ug/L | 9.4 | 3.1 | 0.94 | 399746 | 04/03/26 | 04/03/26 | TJW |
| Hexachlorobenzene | ND | | ug/L | 9.4 | 2.8 | 0.94 | 399746 | 04/03/26 | 04/03/26 | TJW |



Results for any subcontracted analyses are not included in this section.

# Analysis Results for 556785

| 556785-001 Analyte | Result | Qual | Units | RL | MDL | DF | Batch | Prepared | Analyzed | Chemist |
|---|---|---|---|---|---|---|---|---|---|---|
| Pentachlorophenol | ND | | ug/L | 23 | 5.3 | 0.94 | 399746 | 04/03/26 | 04/03/26 | TJW |
| Phenanthrene | ND | | ug/L | 9.4 | 2.7 | 0.94 | 399746 | 04/03/26 | 04/03/26 | TJW |
| Anthracene | ND | | ug/L | 9.4 | 2.6 | 0.94 | 399746 | 04/03/26 | 04/03/26 | TJW |
| Di-n-butylphthalate | ND | | ug/L | 9.4 | 2.8 | 0.94 | 399746 | 04/03/26 | 04/03/26 | TJW |
| Fluoranthene | ND | | ug/L | 9.4 | 2.6 | 0.94 | 399746 | 04/03/26 | 04/03/26 | TJW |
| Benzidine | ND | | ug/L | 47 | 17 | 0.94 | 399746 | 04/03/26 | 04/03/26 | TJW |
| Pyrene | ND | | ug/L | 9.4 | 2.5 | 0.94 | 399746 | 04/03/26 | 04/03/26 | TJW |
| Butylbenzylphthalate | ND | | ug/L | 9.4 | 3.4 | 0.94 | 399746 | 04/03/26 | 04/03/26 | TJW |
| 3,3'-Dichlorobenzidine | ND | | ug/L | 23 | 4.9 | 0.94 | 399746 | 04/03/26 | 04/03/26 | TJW |
| Benzo(a)anthracene | ND | | ug/L | 9.4 | 2.3 | 0.94 | 399746 | 04/03/26 | 04/03/26 | TJW |
| Chrysene | ND | | ug/L | 9.4 | 2.3 | 0.94 | 399746 | 04/03/26 | 04/03/26 | TJW |
| bis(2-Ethylhexyl)phthalate | ND | | ug/L | 9.4 | 3.1 | 0.94 | 399746 | 04/03/26 | 04/03/26 | TJW |
| Di-n-octylphthalate | ND | | ug/L | 9.4 | 4.4 | 0.94 | 399746 | 04/03/26 | 04/03/26 | TJW |
| Benzo(b)fluoranthene | ND | | ug/L | 9.4 | 2.8 | 0.94 | 399746 | 04/03/26 | 04/03/26 | TJW |
| Benzo(k)fluoranthene | ND | | ug/L | 9.4 | 2.9 | 0.94 | 399746 | 04/03/26 | 04/03/26 | TJW |
| Benzo(a)pyrene | ND | | ug/L | 9.4 | 3.0 | 0.94 | 399746 | 04/03/26 | 04/03/26 | TJW |
| Indeno(1,2,3-cd)pyrene | ND | | ug/L | 9.4 | 4.0 | 0.94 | 399746 | 04/03/26 | 04/03/26 | TJW |
| Dibenz(a,h)anthracene | ND | | ug/L | 9.4 | 3.9 | 0.94 | 399746 | 04/03/26 | 04/03/26 | TJW |
| Benzo(g,h,i)perylene | ND | | ug/L | 9.4 | 3.9 | 0.94 | 399746 | 04/03/26 | 04/03/26 | TJW |
| **Surrogates** | | | | **Limits** | | | | | | |
| 2-Fluorophenol | 29% | | %REC | 15-120 | | 0.94 | 399746 | 04/03/26 | 04/03/26 | TJW |
| Phenol-d6 | 19% | | %REC | 15-120 | | 0.94 | 399746 | 04/03/26 | 04/03/26 | TJW |
| 2,4,6-Tribromophenol | 83% | | %REC | 15-140 | | 0.94 | 399746 | 04/03/26 | 04/03/26 | TJW |
| Nitrobenzene-d5 | 54% | | %REC | 15-123 | | 0.94 | 399746 | 04/03/26 | 04/03/26 | TJW |
| 2-Fluorobiphenyl | 55% | | %REC | 15-120 | | 0.94 | 399746 | 04/03/26 | 04/03/26 | TJW |
| Terphenyl-d14 | 61% | | %REC | 15-120 | | 0.94 | 399746 | 04/03/26 | 04/03/26 | TJW |
| Method: SM 4500-CN-E<br>Prep Method: METHOD | | | | | | | | | | |
| Cyanide | ND | | mg/L | 0.0050 | 0.0017 | 0.5 | 399787 | 04/03/26 | 04/06/26 | JAK |
| Method: SM 4500-S2-D<br>Prep Method: METHOD | | | | | | | | | | |
| Sulfide | ND | | mg/L | 0.10 | | 1 | 399809 | 04/03/26 | 04/03/26 | TXC |
| Method: SM 5310B<br>Prep Method: SM 5310B | | | | | | | | | | |
| Total Organic Carbon | **26** | | mg/L | 1.0 | 0.49 | 1 | 399758 | 04/03/26 | 04/03/26 | ARM |
| Method: SM 9221B<br>Prep Method: METHOD | | | | | | | | | | |
| Coliform, Total | **540** | H | MPN/100ml | 1.8 | | 1 | 399767 | 04/02/26 20:16 | 04/05/26 15:40 | JAA |
| Method: SM 9221F | | | | | | | | | | |
| Coliform, E. Coli | **3.7** | H | MPN/100ml | 1.8 | | 1 | 399767 | 04/02/26 20:16 | 04/05/26 15:40 | JAA |
| Method: SM2130B | | | | | | | | | | |
| Turbidity | **11** | | NTU | 0.20 | 0.12 | 1 | 399713 | 04/02/26 21:23 | 04/02/26 21:23 | TRR |
| Method: SM2320B<br>Prep Method: METHOD | | | | | | | | | | |
| Bicarbonate | **150** | | mg/L | 6.0 | | 2.5 | 399781 | 04/03/26 | 04/03/26 | WWC |
| Alkalinity, Total as CaCO3 | **130** | | mg/L | 5.0 | | 2.5 | 399781 | 04/03/26 | 04/03/26 | WWC |
| Method: SM2510B<br>Prep Method: METHOD | | | | | | | | | | |



Results for any subcontracted analyses are not included in this section.

# Analysis Results for 556785

| 556785-001 Analyte | Result | Qual | Units | RL | MDL | DF | Batch | Prepared | Analyzed | Chemist |
|---|---|---|---|---|---|---|---|---|---|---|
| Specific Conductance | **760** | | umhos/cm | 1.0 | | 1 | 399805 | 04/03/26 | 04/03/26 | CDR |
| Method: SM2540C<br>Prep Method: METHOD | | | | | | | | | | |
| Total Dissolved Solids | **500** | | mg/L | 20 | | 2 | 399803 | 04/03/26 | 04/04/26 | CDR |
| Method: SM2540D<br>Prep Method: METHOD | | | | | | | | | | |
| Total Suspended Solids | **5.8** | | mg/L | 0.5 | | 1 | 399818 | 04/03/26 | 04/04/26 | CDR |
| Method: SM5210B<br>Prep Method: METHOD | | | | | | | | | | |
| Biochemical Oxygen Demand | ND | BOD5 | mg/L | 3.0 | | 1 | 399764 | 04/03/26 14:31 | 04/08/26 14:15 | ARM |
| Method: SM5220D<br>Prep Method: SM 5220D | | | | | | | | | | |
| Chemical Oxygen Demand | **72** | | mg/L | 4.0 | 2.6 | 1 | 399755 | 04/03/26 | 04/03/26 | ARM |



Results for any subcontracted analyses are not included in this section.

Onterris ENTHALPY ANALYTICAL

# Analysis Results for 556785

| Sample ID: CCLSB03260402 | Lab ID: 556785-003 | Collected: 04/02/26 14:15 |
|---|---|---|
| | Matrix: Water | |

| 556785-003 Analyte | Result | Qual | Units | RL | MDL | DF | Batch | Prepared | Analyzed | Chemist |
|---|---|---|---|---|---|---|---|---|---|---|
| Method: EPA 1664A<br>Prep Method: METHOD | | | | | | | | | | |
| Total Oil and Grease | ND | | mg/L | 4.9 | 0.95 | 0.98 | 399868 | 04/04/26 | 04/05/26 | HXO |
| Method: EPA 200.7<br>Prep Method: EPA 3015A | | | | | | | | | | |
| Calcium | **62** | | mg/L | 0.10 | 0.0095 | 1 | 399780 | 04/03/26 | 04/03/26 | KCD |
| Iron | **0.72** | | mg/L | 0.050 | 0.017 | 1 | 399780 | 04/03/26 | 04/03/26 | KCD |
| Magnesium | **8.7** | | mg/L | 0.10 | 0.017 | 1 | 399780 | 04/03/26 | 04/03/26 | KCD |
| Potassium | **11** | | mg/L | 0.50 | 0.20 | 1 | 399780 | 04/03/26 | 04/03/26 | KCD |
| Sodium | **66** | | mg/L | 0.50 | 0.017 | 1 | 399780 | 04/03/26 | 04/03/26 | KCD |
| Method: EPA 200.8<br>Prep Method: EPA 3015A | | | | | | | | | | |
| Antimony | **1.0** | J | ug/L | 2.0 | 0.058 | 1 | 399766 | 04/03/26 | 04/03/26 | KAM |
| Arsenic | **5.9** | | ug/L | 2.0 | 0.059 | 1 | 399766 | 04/03/26 | 04/03/26 | KAM |
| Barium | **45** | | ug/L | 5.0 | 0.069 | 1 | 399766 | 04/03/26 | 04/03/26 | KAM |
| Beryllium | ND | | ug/L | 1.0 | 0.044 | 1 | 399766 | 04/03/26 | 04/03/26 | KAM |
| Boron | **200** | | ug/L | 100 | 34 | 10 | 399766 | 04/03/26 | 04/03/26 | KAM |
| Cadmium | ND | | ug/L | 1.0 | 0.079 | 1 | 399766 | 04/03/26 | 04/03/26 | KAM |
| Chromium | **2.3** | J | ug/L | 5.0 | 0.14 | 1 | 399766 | 04/03/26 | 04/03/26 | KAM |
| Cobalt | **0.90** | J | ug/L | 1.0 | 0.033 | 1 | 399766 | 04/03/26 | 04/03/26 | KAM |
| Copper | **4.7** | | ug/L | 3.0 | 1.4 | 1 | 399766 | 04/03/26 | 04/03/26 | KAM |
| Lead | **0.83** | J,b | ug/L | 5.0 | 0.31 | 1 | 399766 | 04/03/26 | 04/03/26 | KAM |
| Manganese | **33** | | ug/L | 10 | 0.62 | 1 | 399766 | 04/03/26 | 04/03/26 | KAM |
| Nickel | **3.2** | J | ug/L | 5.0 | 0.13 | 1 | 399766 | 04/03/26 | 04/03/26 | KAM |
| Selenium | **1.7** | B,J | ug/L | 2.0 | 0.60 | 1 | 399766 | 04/03/26 | 04/03/26 | KAM |
| Silver | ND | | ug/L | 5.0 | 0.087 | 1 | 399766 | 04/03/26 | 04/03/26 | KAM |
| Thallium | ND | | ug/L | 1.0 | 0.031 | 1 | 399766 | 04/03/26 | 04/03/26 | KAM |
| Tin | ND | | ug/L | 5.0 | 0.59 | 1 | 399766 | 04/03/26 | 04/03/26 | KAM |
| Vanadium | **7.8** | | ug/L | 5.0 | 0.25 | 1 | 399766 | 04/03/26 | 04/03/26 | KAM |
| Zinc | **4.3** | J | ug/L | 10 | 2.1 | 1 | 399766 | 04/03/26 | 04/03/26 | KAM |
| Method: EPA 245.1<br>Prep Method: EPA 245.1 | | | | | | | | | | |
| Mercury | ND | | ug/L | 0.40 | 0.091 | 1 | 399744 | 04/03/26 | 04/03/26 | MLL |
| Method: EPA 300.0<br>Prep Method: METHOD | | | | | | | | | | |
| Fluoride | **0.22** | | mg/L | 0.20 | 0.059 | 1 | 399721 | 04/02/26 19:45 | 04/03/26 03:27 | AJL |
| Chloride | **31** | | mg/L | 1.0 | 0.26 | 1 | 399721 | 04/02/26 19:45 | 04/03/26 03:27 | AJL |
| Nitrogen, Nitrite | ND | | mg/L | 0.10 | 0.02 | 1 | 399721 | 04/02/26 19:45 | 04/03/26 03:27 | AJL |
| Bromide | **0.088** | J | mg/L | 0.30 | 0.061 | 1 | 399721 | 04/02/26 19:45 | 04/03/26 03:27 | AJL |
| Nitrogen, Nitrate | **0.21** | | mg/L | 0.10 | 0.05 | 1 | 399721 | 04/02/26 19:45 | 04/03/26 03:27 | AJL |
| Sulfate | **160** | | mg/L | 10 | 1.8 | 10 | 399721 | 04/02/26 19:45 | 04/03/26 12:07 | KUM |



Results for any subcontracted analyses are not included in this section.

# Analysis Results for 556785

| 556785-003 Analyte | Result | Qual | Units | RL | MDL | DF | Batch | Prepared | Analyzed | Chemist |
|---|---|---|---|---|---|---|---|---|---|---|
| Method: EPA 350.1<br>Prep Method: METHOD | | | | | | | | | | |
| Ammonia-N | **0.22** | | mg/L | 0.10 | 0.068 | 1 | 399878 | 04/05/26 | 04/06/26 | JAK |
| Method: EPA 420.1<br>Prep Method: METHOD | | | | | | | | | | |
| Total Phenolics | **0.0070** | J | mg/L | 0.010 | 0.0056 | 1 | 399791 | 04/03/26 | 04/03/26 | CKN |
| Method: EPA 625.1<br>Prep Method: EPA 3510C | | | | | | | | | | |
| a-Terpineol | ND | | ug/L | 10 | 2.1 | 1 | 400310 | 04/09/26 | 04/10/26 | MSS |
| Benzoic acid | ND | | ug/L | 50 | 11 | 1 | 400310 | 04/09/26 | 04/10/26 | MSS |
| 2-Methylphenol | ND | | ug/L | 10 | 3.2 | 1 | 400310 | 04/09/26 | 04/10/26 | MSS |
| Pyridine | ND | | ug/L | 10 | 2.8 | 1 | 400310 | 04/09/26 | 04/10/26 | MSS |
| Phenol | ND | | ug/L | 10 | 2.1 | 1 | 400310 | 04/09/26 | 04/10/26 | MSS |
| Naphthalene | ND | | ug/L | 10 | 3.6 | 1 | 400310 | 04/09/26 | 04/10/26 | MSS |
| 3-,4-Methylphenol | ND | | ug/L | 10 | 3.0 | 1 | 400310 | 04/09/26 | 04/10/26 | MSS |
| Cresol | ND | | ug/L | 10 | | 1 | 400310 | 04/09/26 | 04/10/26 | MSS |
| **Surrogates** | | | | **Limits** | | | | | | |
| 2-Fluorophenol | 60% | | %REC | 36-95 | | 1 | 400310 | 04/09/26 | 04/10/26 | MSS |
| Phenol-d6 | 41% | | %REC | 28-82 | | 1 | 400310 | 04/09/26 | 04/10/26 | MSS |
| 2,4,6-Tribromophenol | 96% | | %REC | 61-140 | | 1 | 400310 | 04/09/26 | 04/10/26 | MSS |
| Nitrobenzene-d5 | 80% | | %REC | 48-123 | | 1 | 400310 | 04/09/26 | 04/10/26 | MSS |
| 2-Fluorobiphenyl | 73% | | %REC | 51-105 | | 1 | 400310 | 04/09/26 | 04/10/26 | MSS |
| Terphenyl-d14 | 81% | | %REC | 65-117 | | 1 | 400310 | 04/09/26 | 04/10/26 | MSS |
| Method: EPA 8081A<br>Prep Method: EPA 3510C | | | | | | | | | | |
| alpha-BHC | ND | | ug/L | 0.05 | 0.02 | 1 | 399733 | 04/03/26 | 04/03/26 | HQN |
| beta-BHC | ND | | ug/L | 0.05 | 0.01 | 1 | 399733 | 04/03/26 | 04/03/26 | HQN |
| gamma-BHC | ND | | ug/L | 0.05 | 0.01 | 1 | 399733 | 04/03/26 | 04/03/26 | HQN |
| delta-BHC | ND | | ug/L | 0.05 | 0.01 | 1 | 399733 | 04/03/26 | 04/03/26 | HQN |
| Heptachlor | ND | | ug/L | 0.05 | 0.01 | 1 | 399733 | 04/03/26 | 04/03/26 | HQN |
| Aldrin | ND | | ug/L | 0.05 | 0.01 | 1 | 399733 | 04/03/26 | 04/03/26 | HQN |
| Heptachlor epoxide | ND | | ug/L | 0.05 | 0.01 | 1 | 399733 | 04/03/26 | 04/03/26 | HQN |
| Endosulfan I | ND | | ug/L | 0.05 | 0.01 | 1 | 399733 | 04/03/26 | 04/03/26 | HQN |
| Dieldrin | ND | | ug/L | 0.1 | 0.01 | 1 | 399733 | 04/03/26 | 04/03/26 | HQN |
| 4,4'-DDE | ND | | ug/L | 0.1 | 0.04 | 1 | 399733 | 04/03/26 | 04/03/26 | HQN |
| Endrin | ND | | ug/L | 0.1 | 0.01 | 1 | 399733 | 04/03/26 | 04/03/26 | HQN |
| Endosulfan II | ND | | ug/L | 0.1 | 0.02 | 1 | 399733 | 04/03/26 | 04/03/26 | HQN |
| Endosulfan sulfate | ND | | ug/L | 0.1 | 0.02 | 1 | 399733 | 04/03/26 | 04/03/26 | HQN |
| 4,4'-DDD | ND | | ug/L | 0.1 | 0.03 | 1 | 399733 | 04/03/26 | 04/03/26 | HQN |
| Endrin aldehyde | ND | | ug/L | 0.1 | 0.04 | 1 | 399733 | 04/03/26 | 04/03/26 | HQN |
| Endrin ketone | ND | | ug/L | 0.1 | 0.03 | 1 | 399733 | 04/03/26 | 04/03/26 | HQN |
| 4,4'-DDT | ND | | ug/L | 0.1 | 0.08 | 1 | 399733 | 04/03/26 | 04/03/26 | HQN |
| Methoxychlor | ND | | ug/L | 0.1 | 0.04 | 1 | 399733 | 04/03/26 | 04/03/26 | HQN |
| Toxaphene | ND | | ug/L | 2.0 | 0.6 | 1 | 399733 | 04/03/26 | 04/03/26 | HQN |
| Chlordane (Technical) | ND | | ug/L | 1.0 | 0.2 | 1 | 399733 | 04/03/26 | 04/03/26 | HQN |
| **Surrogates** | | | | **Limits** | | | | | | |
| TCMX | 76% | | %REC | 29-120 | | 1 | 399733 | 04/03/26 | 04/03/26 | HQN |
| Decachlorobiphenyl | 63% | | %REC | 33-132 | | 1 | 399733 | 04/03/26 | 04/03/26 | HQN |
| Method: EPA 8082<br>Prep Method: EPA 3510C | | | | | | | | | | |
| Aroclor-1016 | ND | | ug/L | 0.51 | 0.31 | 1 | 399733 | 04/03/26 | 04/03/26 | HQN |



Results for any subcontracted analyses are not included in this section.

# Analysis Results for 556785

| 556785-003 Analyte | Result | Qual | Units | RL | MDL | DF | Batch | Prepared | Analyzed | Chemist |
|---|---|---|---|---|---|---|---|---|---|---|
| Aroclor-1221 | ND | | ug/L | 0.51 | 0.47 | 1 | 399733 | 04/03/26 | 04/03/26 | HQN |
| Aroclor-1232 | ND | | ug/L | 0.51 | 0.27 | 1 | 399733 | 04/03/26 | 04/03/26 | HQN |
| Aroclor-1242 | ND | | ug/L | 0.51 | 0.29 | 1 | 399733 | 04/03/26 | 04/03/26 | HQN |
| Aroclor-1248 | ND | | ug/L | 0.51 | 0.24 | 1 | 399733 | 04/03/26 | 04/03/26 | HQN |
| Aroclor-1254 | ND | | ug/L | 0.51 | 0.27 | 1 | 399733 | 04/03/26 | 04/03/26 | HQN |
| Aroclor-1260 | ND | | ug/L | 0.51 | 0.33 | 1 | 399733 | 04/03/26 | 04/03/26 | HQN |
| Aroclor-1262 | ND | | ug/L | 0.51 | 0.30 | 1 | 399733 | 04/03/26 | 04/03/26 | HQN |
| Aroclor-1268 | ND | | ug/L | 0.51 | 0.26 | 1 | 399733 | 04/03/26 | 04/03/26 | HQN |
| **Surrogates** | | | | **Limits** | | | | | | |
| Decachlorobiphenyl (PCB) | 63% | | %REC | 28-138 | | 1 | 399733 | 04/03/26 | 04/03/26 | HQN |
| Method: EPA 8260B<br>Prep Method: EPA 5030B | | | | | | | | | | |
| Carbon Disulfide | ND | | ug/L | 5.0 | 0.3 | 1 | 399719 | 04/03/26 | 04/03/26 | HMN |
| Chloroprene | ND | | ug/L | 200 | 0.3 | 1 | 399719 | 04/03/26 | 04/03/26 | HMN |
| 3-Chloropropene | ND | | ug/L | 5.0 | 0.2 | 1 | 399719 | 04/03/26 | 04/03/26 | HMN |
| Ethyl methacrylate | ND | | ug/L | 50 | 2.4 | 1 | 399719 | 04/03/26 | 04/03/26 | HMN |
| Ethanol | ND | | ug/L | 500 | 130 | 1 | 399719 | 04/03/26 | 04/03/26 | HMN |
| 2-Hexanone | ND | | ug/L | 5.0 | 0.6 | 1 | 399719 | 04/03/26 | 04/03/26 | HMN |
| Isopropanol (IPA) | ND | | ug/L | 200 | 40 | 1 | 399719 | 04/03/26 | 04/03/26 | HMN |
| Methyl acrylonitrile | ND | | ug/L | 35 | 1.3 | 1 | 399719 | 04/03/26 | 04/03/26 | HMN |
| Vinyl Acetate | ND | | ug/L | 50 | 2.4 | 1 | 399719 | 04/03/26 | 04/03/26 | HMN |
| Acrolein | ND | | ug/L | 200 | 2.0 | 1 | 399719 | 04/03/26 | 04/03/26 | HMN |
| Acrylonitrile | ND | | ug/L | 10 | 0.3 | 1 | 399719 | 04/03/26 | 04/03/26 | HMN |
| Freon 12 | ND | | ug/L | 5.0 | 0.2 | 1 | 399719 | 04/03/26 | 04/03/26 | HMN |
| Chloromethane | ND | | ug/L | 5.0 | 0.1 | 1 | 399719 | 04/03/26 | 04/03/26 | HMN |
| Vinyl Chloride | ND | | ug/L | 5.0 | 0.1 | 1 | 399719 | 04/03/26 | 04/03/26 | HMN |
| Bromomethane | ND | | ug/L | 5.0 | 0.3 | 1 | 399719 | 04/03/26 | 04/03/26 | HMN |
| Chloroethane | ND | | ug/L | 5.0 | 0.05 | 1 | 399719 | 04/03/26 | 04/03/26 | HMN |
| Trichlorofluoromethane | ND | | ug/L | 5.0 | 0.08 | 1 | 399719 | 04/03/26 | 04/03/26 | HMN |
| Iodomethane | ND | | ug/L | 5.0 | | 1 | 399719 | 04/03/26 | 04/03/26 | HMN |
| Acetone | ND | | ug/L | 100 | 8.8 | 1 | 399719 | 04/03/26 | 04/03/26 | HMN |
| Freon 113 | ND | | ug/L | 5.0 | 0.1 | 1 | 399719 | 04/03/26 | 04/03/26 | HMN |
| 1,1-Dichloroethene | ND | | ug/L | 5.0 | 0.1 | 1 | 399719 | 04/03/26 | 04/03/26 | HMN |
| Methylene Chloride | ND | | ug/L | 10 | 0.2 | 1 | 399719 | 04/03/26 | 04/03/26 | HMN |
| MTBE | ND | | ug/L | 5.0 | 0.1 | 1 | 399719 | 04/03/26 | 04/03/26 | HMN |
| trans-1,2-Dichloroethene | ND | | ug/L | 5.0 | 0.1 | 1 | 399719 | 04/03/26 | 04/03/26 | HMN |
| 1,1-Dichloroethane | ND | | ug/L | 5.0 | 0.07 | 1 | 399719 | 04/03/26 | 04/03/26 | HMN |
| 2-Butanone | **1.3** | J | ug/L | 10 | 0.9 | 1 | 399719 | 04/03/26 | 04/03/26 | HMN |
| cis-1,2-Dichloroethene | ND | | ug/L | 5.0 | 0.09 | 1 | 399719 | 04/03/26 | 04/03/26 | HMN |
| 2,2-Dichloropropane | ND | | ug/L | 5.0 | 0.09 | 1 | 399719 | 04/03/26 | 04/03/26 | HMN |
| Chloroform | ND | | ug/L | 5.0 | 0.07 | 1 | 399719 | 04/03/26 | 04/03/26 | HMN |
| Bromochloromethane | ND | | ug/L | 5.0 | 0.1 | 1 | 399719 | 04/03/26 | 04/03/26 | HMN |
| 1,1,1-Trichloroethane | ND | | ug/L | 5.0 | 0.03 | 1 | 399719 | 04/03/26 | 04/03/26 | HMN |
| 1,1-Dichloropropene | ND | | ug/L | 5.0 | 0.08 | 1 | 399719 | 04/03/26 | 04/03/26 | HMN |
| Carbon Tetrachloride | ND | | ug/L | 5.0 | 0.07 | 1 | 399719 | 04/03/26 | 04/03/26 | HMN |
| 1,2-Dichloroethane | ND | | ug/L | 5.0 | 0.09 | 1 | 399719 | 04/03/26 | 04/03/26 | HMN |
| Benzene | ND | | ug/L | 1.0 | 0.07 | 1 | 399719 | 04/03/26 | 04/03/26 | HMN |
| Trichloroethene | ND | | ug/L | 5.0 | 0.05 | 1 | 399719 | 04/03/26 | 04/03/26 | HMN |
| 1,2-Dichloropropane | ND | | ug/L | 5.0 | 0.07 | 1 | 399719 | 04/03/26 | 04/03/26 | HMN |
| Bromodichloromethane | ND | | ug/L | 5.0 | 0.05 | 1 | 399719 | 04/03/26 | 04/03/26 | HMN |
| Dibromomethane | ND | | ug/L | 5.0 | 0.1 | 1 | 399719 | 04/03/26 | 04/03/26 | HMN |
| 4-Methyl-2-Pentanone | ND | | ug/L | 5.0 | 0.5 | 1 | 399719 | 04/03/26 | 04/03/26 | HMN |



Results for any subcontracted analyses are not included in this section.

# Analysis Results for 556785

| 556785-003 Analyte | Result | Qual | Units | RL | MDL | DF | Batch | Prepared | Analyzed | Chemist |
|---|---|---|---|---|---|---|---|---|---|---|
| cis-1,3-Dichloropropene | ND | | ug/L | 5.0 | 0.08 | 1 | 399719 | 04/03/26 | 04/03/26 | HMN |
| Toluene | ND | | ug/L | 5.0 | 0.05 | 1 | 399719 | 04/03/26 | 04/03/26 | HMN |
| trans-1,3-Dichloropropene | ND | | ug/L | 5.0 | 0.03 | 1 | 399719 | 04/03/26 | 04/03/26 | HMN |
| 1,1,2-Trichloroethane | ND | | ug/L | 5.0 | 0.06 | 1 | 399719 | 04/03/26 | 04/03/26 | HMN |
| 1,3-Dichloropropane | ND | | ug/L | 5.0 | 0.1 | 1 | 399719 | 04/03/26 | 04/03/26 | HMN |
| Tetrachloroethene | ND | | ug/L | 5.0 | 0.09 | 1 | 399719 | 04/03/26 | 04/03/26 | HMN |
| Dibromochloromethane | ND | | ug/L | 5.0 | 0.07 | 1 | 399719 | 04/03/26 | 04/03/26 | HMN |
| 1,2-Dibromoethane | ND | | ug/L | 5.0 | 0.07 | 1 | 399719 | 04/03/26 | 04/03/26 | HMN |
| Chlorobenzene | ND | | ug/L | 5.0 | 0.05 | 1 | 399719 | 04/03/26 | 04/03/26 | HMN |
| 1,1,1,2-Tetrachloroethane | ND | | ug/L | 5.0 | 0.06 | 1 | 399719 | 04/03/26 | 04/03/26 | HMN |
| Ethylbenzene | ND | | ug/L | 5.0 | 0.04 | 1 | 399719 | 04/03/26 | 04/03/26 | HMN |
| m,p-Xylenes | ND | | ug/L | 5.0 | 0.1 | 1 | 399719 | 04/03/26 | 04/03/26 | HMN |
| o-Xylene | ND | | ug/L | 5.0 | 0.06 | 1 | 399719 | 04/03/26 | 04/03/26 | HMN |
| Styrene | ND | | ug/L | 5.0 | 0.06 | 1 | 399719 | 04/03/26 | 04/03/26 | HMN |
| Bromoform | ND | | ug/L | 5.0 | 0.08 | 1 | 399719 | 04/03/26 | 04/03/26 | HMN |
| Isopropylbenzene | ND | | ug/L | 5.0 | 0.06 | 1 | 399719 | 04/03/26 | 04/03/26 | HMN |
| 1,1,2,2-Tetrachloroethane | ND | | ug/L | 5.0 | 0.06 | 1 | 399719 | 04/03/26 | 04/03/26 | HMN |
| 1,2,3-Trichloropropane | ND | | ug/L | 5.0 | 0.09 | 1 | 399719 | 04/03/26 | 04/03/26 | HMN |
| Propylbenzene | ND | | ug/L | 5.0 | 0.05 | 1 | 399719 | 04/03/26 | 04/03/26 | HMN |
| Bromobenzene | ND | | ug/L | 5.0 | 0.06 | 1 | 399719 | 04/03/26 | 04/03/26 | HMN |
| 1,3,5-Trimethylbenzene | ND | | ug/L | 5.0 | 0.08 | 1 | 399719 | 04/03/26 | 04/03/26 | HMN |
| 2-Chlorotoluene | ND | | ug/L | 5.0 | 0.07 | 1 | 399719 | 04/03/26 | 04/03/26 | HMN |
| 4-Chlorotoluene | ND | | ug/L | 5.0 | 0.08 | 1 | 399719 | 04/03/26 | 04/03/26 | HMN |
| tert-Butylbenzene | ND | | ug/L | 5.0 | 0.07 | 1 | 399719 | 04/03/26 | 04/03/26 | HMN |
| 1,2,4-Trimethylbenzene | ND | | ug/L | 5.0 | 0.07 | 1 | 399719 | 04/03/26 | 04/03/26 | HMN |
| sec-Butylbenzene | ND | | ug/L | 5.0 | 0.06 | 1 | 399719 | 04/03/26 | 04/03/26 | HMN |
| para-Isopropyl Toluene | ND | | ug/L | 5.0 | 0.05 | 1 | 399719 | 04/03/26 | 04/03/26 | HMN |
| 1,3-Dichlorobenzene | ND | | ug/L | 5.0 | 0.06 | 1 | 399719 | 04/03/26 | 04/03/26 | HMN |
| 1,4-Dichlorobenzene | ND | | ug/L | 5.0 | 0.07 | 1 | 399719 | 04/03/26 | 04/03/26 | HMN |
| n-Butylbenzene | ND | | ug/L | 5.0 | 0.08 | 1 | 399719 | 04/03/26 | 04/03/26 | HMN |
| 1,2-Dichlorobenzene | ND | | ug/L | 5.0 | 0.04 | 1 | 399719 | 04/03/26 | 04/03/26 | HMN |
| 1,2-Dibromo-3-Chloropropane | ND | | ug/L | 5.0 | 0.3 | 1 | 399719 | 04/03/26 | 04/03/26 | HMN |
| 1,2,4-Trichlorobenzene | ND | | ug/L | 5.0 | 0.1 | 1 | 399719 | 04/03/26 | 04/03/26 | HMN |
| Hexachlorobutadiene | ND | | ug/L | 5.0 | 0.06 | 1 | 399719 | 04/03/26 | 04/03/26 | HMN |
| 1,2,3-Trichlorobenzene | ND | | ug/L | 5.0 | 0.09 | 1 | 399719 | 04/03/26 | 04/03/26 | HMN |
| cis-1,4-Dichloro-2-butene | ND | | ug/L | 5.0 | 0.3 | 1 | 399719 | 04/03/26 | 04/03/26 | HMN |
| trans-1,4-Dichloro-2-butene | ND | | ug/L | 5.0 | 0.2 | 1 | 399719 | 04/03/26 | 04/03/26 | HMN |
| Xylene (total) | ND | | ug/L | 5.0 | | 1 | 399719 | 04/03/26 | 04/03/26 | HMN |
| **Surrogates** | | | | **Limits** | | | | | | |
| Dibromofluoromethane | 100% | | %REC | 70-130 | | 1 | 399719 | 04/03/26 | 04/03/26 | HMN |
| 1,2-Dichloroethane-d4 | 100% | | %REC | 70-130 | | 1 | 399719 | 04/03/26 | 04/03/26 | HMN |
| Toluene-d8 | 103% | | %REC | 70-130 | | 1 | 399719 | 04/03/26 | 04/03/26 | HMN |
| Bromofluorobenzene | 100% | | %REC | 70-130 | | 1 | 399719 | 04/03/26 | 04/03/26 | HMN |
| Method: EPA 8270C-SIM<br>Prep Method: EPA 3535 | | | | | | | | | | |
| 1,4-Dioxane | **1.1** | | ug/L | 1.0 | 0.87 | 1 | 399771 | 04/03/26 | 04/03/26 | TJW |
| **Surrogates** | | | | **Limits** | | | | | | |
| 1,4-Dioxane-d8 (SUR) | 102% | | %REC | 80-120 | | 1 | 399771 | 04/03/26 | 04/03/26 | TJW |
| Method: EPA 8270E<br>Prep Method: EPA 3510C | | | | | | | | | | |



Results for any subcontracted analyses are not included in this section.

# Analysis Results for 556785

| 556785-003 Analyte | Result | Qual | Units | RL | MDL | DF | Batch | Prepared | Analyzed | Chemist |
|---|---|---|---|---|---|---|---|---|---|---|
| Carbazole | ND | | ug/L | 10 | 2.8 | 1 | 400310 | 04/09/26 | 04/10/26 | MSS |
| N-Nitrosodimethylamine | ND | | ug/L | 10 | 2.9 | 1 | 400310 | 04/09/26 | 04/10/26 | MSS |
| Aniline | ND | | ug/L | 10 | 2.8 | 1 | 400310 | 04/09/26 | 04/10/26 | MSS |
| bis(2-Chloroethyl)ether | ND | | ug/L | 25 | 3.7 | 1 | 400310 | 04/09/26 | 04/10/26 | MSS |
| 2-Chlorophenol | ND | | ug/L | 10 | 3.6 | 1 | 400310 | 04/09/26 | 04/10/26 | MSS |
| 1,3-Dichlorobenzene | ND | | ug/L | 10 | 3.3 | 1 | 400310 | 04/09/26 | 04/10/26 | MSS |
| 1,4-Dichlorobenzene | ND | | ug/L | 10 | 3.4 | 1 | 400310 | 04/09/26 | 04/10/26 | MSS |
| Benzyl alcohol | ND | | ug/L | 25 | 5.8 | 1 | 400310 | 04/09/26 | 04/10/26 | MSS |
| 1,2-Dichlorobenzene | ND | | ug/L | 10 | 3.3 | 1 | 400310 | 04/09/26 | 04/10/26 | MSS |
| bis(2-Chloroisopropyl) ether | ND | | ug/L | 10 | 3.8 | 1 | 400310 | 04/09/26 | 04/10/26 | MSS |
| N-Nitroso-di-n-propylamine | ND | | ug/L | 10 | 3.9 | 1 | 400310 | 04/09/26 | 04/10/26 | MSS |
| Hexachloroethane | ND | | ug/L | 10 | 3.0 | 1 | 400310 | 04/09/26 | 04/10/26 | MSS |
| Nitrobenzene | ND | | ug/L | 25 | 8.4 | 1 | 400310 | 04/09/26 | 04/10/26 | MSS |
| Isophorone | ND | | ug/L | 10 | 3.7 | 1 | 400310 | 04/09/26 | 04/10/26 | MSS |
| 2-Nitrophenol | ND | | ug/L | 10 | 5.4 | 1 | 400310 | 04/09/26 | 04/10/26 | MSS |
| 2,4-Dimethylphenol | ND | | ug/L | 10 | 3.2 | 1 | 400310 | 04/09/26 | 04/10/26 | MSS |
| bis(2-Chloroethoxy)methane | ND | | ug/L | 10 | 3.7 | 1 | 400310 | 04/09/26 | 04/10/26 | MSS |
| 2,4-Dichlorophenol | ND | | ug/L | 10 | 3.7 | 1 | 400310 | 04/09/26 | 04/10/26 | MSS |
| 1,2,4-Trichlorobenzene | ND | | ug/L | 10 | 3.4 | 1 | 400310 | 04/09/26 | 04/10/26 | MSS |
| 4-Chloroaniline | ND | | ug/L | 10 | 3.1 | 1 | 400310 | 04/09/26 | 04/10/26 | MSS |
| Hexachlorobutadiene | ND | | ug/L | 10 | 2.2 | 1 | 400310 | 04/09/26 | 04/10/26 | MSS |
| 4-Chloro-3-methylphenol | ND | | ug/L | 10 | 3.6 | 1 | 400310 | 04/09/26 | 04/10/26 | MSS |
| 2-Methylnaphthalene | ND | | ug/L | 10 | 3.4 | 1 | 400310 | 04/09/26 | 04/10/26 | MSS |
| Hexachlorocyclopentadiene | ND | | ug/L | 25 | 7.8 | 1 | 400310 | 04/09/26 | 04/10/26 | MSS |
| 2,4,6-Trichlorophenol | ND | | ug/L | 10 | 4.1 | 1 | 400310 | 04/09/26 | 04/10/26 | MSS |
| 2,4,5-Trichlorophenol | ND | | ug/L | 10 | 3.7 | 1 | 400310 | 04/09/26 | 04/10/26 | MSS |
| 2-Chloronaphthalene | ND | | ug/L | 10 | 3.4 | 1 | 400310 | 04/09/26 | 04/10/26 | MSS |
| 2-Nitroaniline | ND | | ug/L | 50 | 4.3 | 1 | 400310 | 04/09/26 | 04/10/26 | MSS |
| Dimethylphthalate | ND | | ug/L | 10 | 3.4 | 1 | 400310 | 04/09/26 | 04/10/26 | MSS |
| Acenaphthylene | ND | | ug/L | 10 | 3.9 | 1 | 400310 | 04/09/26 | 04/10/26 | MSS |
| 2,6-Dinitrotoluene | ND | | ug/L | 10 | 4.4 | 1 | 400310 | 04/09/26 | 04/10/26 | MSS |
| 3-Nitroaniline | ND | | ug/L | 10 | 4.0 | 1 | 400310 | 04/09/26 | 04/10/26 | MSS |
| Acenaphthene | ND | | ug/L | 10 | 3.2 | 1 | 400310 | 04/09/26 | 04/10/26 | MSS |
| 2,4-Dinitrophenol | ND | | ug/L | 50 | 15 | 1 | 400310 | 04/09/26 | 04/10/26 | MSS |
| 4-Nitrophenol | ND | | ug/L | 50 | 8.5 | 1 | 400310 | 04/09/26 | 04/10/26 | MSS |
| Dibenzofuran | ND | | ug/L | 10 | 3.2 | 1 | 400310 | 04/09/26 | 04/10/26 | MSS |
| 2,4-Dinitrotoluene | ND | | ug/L | 10 | 4.3 | 1 | 400310 | 04/09/26 | 04/10/26 | MSS |
| Diethylphthalate | ND | | ug/L | 10 | 2.9 | 1 | 400310 | 04/09/26 | 04/10/26 | MSS |
| Fluorene | ND | | ug/L | 10 | 3.1 | 1 | 400310 | 04/09/26 | 04/10/26 | MSS |
| 4-Chlorophenyl-phenylether | ND | | ug/L | 10 | 3.1 | 1 | 400310 | 04/09/26 | 04/10/26 | MSS |
| 4-Nitroaniline | ND | | ug/L | 10 | 3.3 | 1 | 400310 | 04/09/26 | 04/10/26 | MSS |
| 4,6-Dinitro-2-methylphenol | ND | | ug/L | 50 | 17 | 1 | 400310 | 04/09/26 | 04/10/26 | MSS |
| N-Nitrosodiphenylamine | ND | | ug/L | 10 | 4.0 | 1 | 400310 | 04/09/26 | 04/10/26 | MSS |
| 1,2-diphenylhydrazine (as azobenzene) | ND | | ug/L | 10 | 2.9 | 1 | 400310 | 04/09/26 | 04/10/26 | MSS |
| 4-Bromophenyl-phenylether | ND | | ug/L | 10 | 3.3 | 1 | 400310 | 04/09/26 | 04/10/26 | MSS |
| Hexachlorobenzene | ND | | ug/L | 10 | 3.0 | 1 | 400310 | 04/09/26 | 04/10/26 | MSS |
| Pentachlorophenol | ND | | ug/L | 25 | 5.7 | 1 | 400310 | 04/09/26 | 04/10/26 | MSS |
| Phenanthrene | ND | | ug/L | 10 | 2.9 | 1 | 400310 | 04/09/26 | 04/10/26 | MSS |
| Anthracene | ND | | ug/L | 10 | 2.8 | 1 | 400310 | 04/09/26 | 04/10/26 | MSS |
| Di-n-butylphthalate | ND | | ug/L | 10 | 3.0 | 1 | 400310 | 04/09/26 | 04/10/26 | MSS |
| Fluoranthene | ND | | ug/L | 10 | 2.8 | 1 | 400310 | 04/09/26 | 04/10/26 | MSS |



Results for any subcontracted analyses are not included in this section.

# Analysis Results for 556785

| 556785-003 Analyte | Result | Qual | Units | RL | MDL | DF | Batch | Prepared | Analyzed | Chemist |
|---|---|---|---|---|---|---|---|---|---|---|
| Benzidine | ND | | ug/L | 50 | 19 | 1 | 400310 | 04/09/26 | 04/10/26 | MSS |
| Pyrene | ND | | ug/L | 10 | 2.7 | 1 | 400310 | 04/09/26 | 04/10/26 | MSS |
| Butylbenzylphthalate | ND | | ug/L | 10 | 3.6 | 1 | 400310 | 04/09/26 | 04/10/26 | MSS |
| 3,3'-Dichlorobenzidine | ND | | ug/L | 25 | 5.2 | 1 | 400310 | 04/09/26 | 04/10/26 | MSS |
| Benzo(a)anthracene | ND | | ug/L | 10 | 2.4 | 1 | 400310 | 04/09/26 | 04/10/26 | MSS |
| Chrysene | ND | | ug/L | 10 | 2.5 | 1 | 400310 | 04/09/26 | 04/10/26 | MSS |
| bis(2-Ethylhexyl)phthalate | ND | | ug/L | 10 | 3.3 | 1 | 400310 | 04/09/26 | 04/10/26 | MSS |
| Di-n-octylphthalate | ND | | ug/L | 10 | 4.7 | 1 | 400310 | 04/09/26 | 04/10/26 | MSS |
| Benzo(b)fluoranthene | ND | | ug/L | 10 | 3.0 | 1 | 400310 | 04/09/26 | 04/10/26 | MSS |
| Benzo(k)fluoranthene | ND | | ug/L | 10 | 3.1 | 1 | 400310 | 04/09/26 | 04/10/26 | MSS |
| Benzo(a)pyrene | ND | | ug/L | 10 | 3.1 | 1 | 400310 | 04/09/26 | 04/10/26 | MSS |
| Indeno(1,2,3-cd)pyrene | ND | | ug/L | 10 | 4.2 | 1 | 400310 | 04/09/26 | 04/10/26 | MSS |
| Dibenz(a,h)anthracene | ND | | ug/L | 10 | 4.2 | 1 | 400310 | 04/09/26 | 04/10/26 | MSS |
| Benzo(g,h,i)perylene | ND | | ug/L | 10 | 4.1 | 1 | 400310 | 04/09/26 | 04/10/26 | MSS |
| **Surrogates** | | | | **Limits** | | | | | | |
| 2-Fluorophenol | 60% | | %REC | 15-120 | | 1 | 400310 | 04/09/26 | 04/10/26 | MSS |
| Phenol-d6 | 41% | | %REC | 15-120 | | 1 | 400310 | 04/09/26 | 04/10/26 | MSS |
| 2,4,6-Tribromophenol | 96% | | %REC | 15-140 | | 1 | 400310 | 04/09/26 | 04/10/26 | MSS |
| Nitrobenzene-d5 | 80% | | %REC | 15-123 | | 1 | 400310 | 04/09/26 | 04/10/26 | MSS |
| 2-Fluorobiphenyl | 73% | | %REC | 15-120 | | 1 | 400310 | 04/09/26 | 04/10/26 | MSS |
| Terphenyl-d14 | 81% | | %REC | 15-120 | | 1 | 400310 | 04/09/26 | 04/10/26 | MSS |
| Method: SM 4500-CN-E<br>Prep Method: METHOD | | | | | | | | | | |
| Cyanide | ND | | mg/L | 0.0050 | 0.0017 | 0.5 | 399787 | 04/03/26 | 04/06/26 | JAK |
| Method: SM 4500-S2-D<br>Prep Method: METHOD | | | | | | | | | | |
| Sulfide | ND | | mg/L | 0.10 | | 1 | 399809 | 04/03/26 | 04/03/26 | TXC |
| Method: SM 5310B<br>Prep Method: SM 5310B | | | | | | | | | | |
| Total Organic Carbon | **23** | | mg/L | 1.0 | 0.49 | 1 | 399758 | 04/03/26 | 04/03/26 | ARM |
| Method: SM 9221B<br>Prep Method: METHOD | | | | | | | | | | |
| Coliform, Total | **>1,600** | | MPN/100ml | 1.8 | | 1 | 399767 | 04/02/26 20:16 | 04/05/26 15:40 | JAA |
| Method: SM 9221F | | | | | | | | | | |
| Coliform, E. Coli | **22** | | MPN/100ml | 1.8 | | 1 | 399767 | 04/02/26 20:16 | 04/05/26 15:40 | JAA |
| Method: SM2130B | | | | | | | | | | |
| Turbidity | **33** | | NTU | 0.20 | 0.12 | 1 | 399713 | 04/02/26 21:23 | 04/02/26 21:23 | TRR |
| Method: SM2320B<br>Prep Method: METHOD | | | | | | | | | | |
| Bicarbonate | **150** | | mg/L | 6.0 | | 2.5 | 399781 | 04/03/26 | 04/03/26 | WWC |
| Alkalinity, Total as CaCO3 | **120** | | mg/L | 5.0 | | 2.5 | 399781 | 04/03/26 | 04/03/26 | WWC |
| Method: SM2510B<br>Prep Method: METHOD | | | | | | | | | | |
| Specific Conductance | **710** | | umhos/cm | 1.0 | | 1 | 399805 | 04/03/26 | 04/03/26 | CDR |
| Method: SM2540C<br>Prep Method: METHOD | | | | | | | | | | |
| Total Dissolved Solids | **490** | | mg/L | 20 | | 2 | 399803 | 04/03/26 | 04/04/26 | CDR |



Results for any subcontracted analyses are not included in this section.

# Analysis Results for 556785

| 556785-003 Analyte | Result | Qual | Units | RL | MDL | DF | Batch | Prepared | Analyzed | Chemist |
|---|---|---|---|---|---|---|---|---|---|---|
| Method: SM2540D<br>Prep Method: METHOD | | | | | | | | | | |
| Total Suspended Solids | **50** | | mg/L | 0.5 | | 1 | 399818 | 04/03/26 | 04/04/26 | CDR |
| Method: SM5210B<br>Prep Method: METHOD | | | | | | | | | | |
| Biochemical Oxygen Demand | ND | BOD5 | mg/L | 3.0 | | 1 | 399764 | 04/03/26 14:31 | 04/08/26 14:15 | ARM |
| Method: SM5220D<br>Prep Method: SM 5220D | | | | | | | | | | |
| Chemical Oxygen Demand | **50** | | mg/L | 4.0 | 2.6 | 1 | 399755 | 04/03/26 | 04/03/26 | ARM |

| | |
|---|---|
| * | Value is outside QC limits |
| > | Value exceeds indicated concentration |
| B | Contamination found in associated Method Blank |
| BOD5 | Estimated result, under-depleted, highest volume replicate reported |
| H | Holding time was exceeded |
| J | Estimated value |
| ND | Not Detected |
| b | See narrative |



Results for any subcontracted analyses are not included in this section.

# Batch QC

| Type: Blank | Lab ID: QC1356555 | Batch: 399868 |
|---|---|---|
| Matrix: Water | Method: EPA 1664A | Prep Method: METHOD |

| QC1356555 Analyte | Result | Qual | Units | RL | MDL | Prepared | Analyzed |
|---|---|---|---|---|---|---|---|
| Total Oil and Grease | ND | | mg/L | 5.0 | 0.97 | 04/04/26 | 04/05/26 |

| Type: Lab Control Sample | Lab ID: QC1356556 | Batch: 399868 |
|---|---|---|
| Matrix: Water | Method: EPA 1664A | Prep Method: METHOD |

| QC1356556 Analyte | Result | Spiked | Units | Recovery | Qual | Limits |
|---|---|---|---|---|---|---|
| Total Oil and Grease | 35.60 | 40.00 | mg/L | 89% | | 78-114 |

| Type: Lab Control Sample Duplicate | Lab ID: QC1356557 | Batch: 399868 |
|---|---|---|
| Matrix: Water | Method: EPA 1664A | Prep Method: METHOD |

| QC1356557 Analyte | Result | Spiked | Units | Recovery | Qual | Limits | RPD | RPD Lim |
|---|---|---|---|---|---|---|---|---|
| Total Oil and Grease | 35.60 | 40.00 | mg/L | 89% | | 78-114 | 0 | 18 |

| Type: Blank | Lab ID: QC1356251 | Batch: 399780 |
|---|---|---|
| Matrix: Water | Method: EPA 200.7 | Prep Method: EPA 3015A |

| QC1356251 Analyte | Result | Qual | Units | RL | MDL | Prepared | Analyzed |
|---|---|---|---|---|---|---|---|
| Calcium | ND | | mg/L | 0.10 | 0.0095 | 04/03/26 | 04/03/26 |
| Iron | ND | | mg/L | 0.020 | 0.017 | 04/03/26 | 04/03/26 |
| Magnesium | ND | | mg/L | 0.10 | 0.017 | 04/03/26 | 04/03/26 |
| Potassium | ND | | mg/L | 0.50 | 0.20 | 04/03/26 | 04/03/26 |
| Sodium | ND | | mg/L | 0.50 | 0.017 | 04/03/26 | 04/03/26 |

| Type: Lab Control Sample | Lab ID: QC1356252 | Batch: 399780 |
|---|---|---|
| Matrix: Water | Method: EPA 200.7 | Prep Method: EPA 3015A |

| QC1356252 Analyte | Result | Spiked | Units | Recovery | Qual | Limits |
|---|---|---|---|---|---|---|
| Calcium | 20.07 | 20.40 | mg/L | 98% | | 85-115 |
| Iron | 0.3883 | 0.4000 | mg/L | 97% | | 85-115 |
| Magnesium | 20.13 | 20.40 | mg/L | 99% | | 85-115 |
| Potassium | 23.32 | 24.00 | mg/L | 97% | | 85-115 |
| Sodium | 19.86 | 20.40 | mg/L | 97% | | 85-115 |

# Batch QC

| Type: | Matrix Spike | Lab ID: | QC1356253 | Batch: | 399780 |
|---|---|---|---|---|---|
| Matrix (Source ID): | Water (556751-001) | Method: | EPA 200.7 | Prep Method: | EPA 3015A |

| QC1356253 Analyte | Result | Source Sample Result | Spiked | Units | Recovery | Qual | Limits | DF |
|---|---|---|---|---|---|---|---|---|
| Calcium | 48.56 | 31.22 | 20.40 | mg/L | 85% | | 75-125 | 1 |
| Iron | 0.4313 | 0.06703 | 0.4000 | mg/L | 91% | | 75-125 | 1 |
| Magnesium | 21.85 | 3.227 | 20.40 | mg/L | 91% | | 75-125 | 1 |
| Potassium | 36.42 | 11.81 | 24.00 | mg/L | 103% | | 75-125 | 1 |
| Sodium | 1,465 | 1436 | 20.40 | mg/L | 141% | E,NM | 75-125 | 1 |

| Type: | Matrix Spike Duplicate | Lab ID: | QC1356254 | Batch: | 399780 |
|---|---|---|---|---|---|
| Matrix (Source ID): | Water (556751-001) | Method: | EPA 200.7 | Prep Method: | EPA 3015A |

| QC1356254 Analyte | Result | Source Sample Result | Spiked | Units | Recovery | Qual | Limits | RPD | RPD Lim | DF |
|---|---|---|---|---|---|---|---|---|---|---|
| Calcium | 48.61 | 31.22 | 20.40 | mg/L | 85% | | 75-125 | 0 | 20 | 1 |
| Iron | 0.4329 | 0.06703 | 0.4000 | mg/L | 91% | | 75-125 | 0 | 20 | 1 |
| Magnesium | 21.93 | 3.227 | 20.40 | mg/L | 92% | | 75-125 | 0 | 20 | 1 |
| Potassium | 36.40 | 11.81 | 24.00 | mg/L | 102% | | 75-125 | 0 | 20 | 1 |
| Sodium | 1,463 | 1436 | 20.40 | mg/L | 130% | E,NM | 75-125 | | 20 | 1 |

| Type: | Serial Dilution | Lab ID: | QC1356282 | Batch: | 399780 |
|---|---|---|---|---|---|
| Matrix (Source ID): | Water (556751-001) | Method: | EPA 200.7 | Prep Method: | EPA 3015A |

| QC1356282 Analyte | Result | Source Sample Result | Units | Qual | RPD | RPD Lim | DF |
|---|---|---|---|---|---|---|---|
| Calcium | 30.26 | 31.22 | mg/L | | | | 5 |
| Iron | ND | 0.06703 | mg/L | | | | 5 |
| Magnesium | 3.052 | 3.227 | mg/L | | | | 5 |
| Potassium | 10.47 | 11.81 | mg/L | | | | 5 |
| Sodium | 1,621 | 1436 | mg/L | | | | 5 |

# Batch QC

| | | | | | |
|---|---|---|---|---|---|
| **Type:** | **Blank** | **Lab ID:** | **QC1356210** | **Batch:** | **399766** |
| **Matrix:** | **Water** | **Method:** | **EPA 200.8** | **Prep Method:** | **EPA 3015A** |

| QC1356210 Analyte | Result | Qual | Units | RL | MDL | Prepared | Analyzed |
|---|---|---|---|---|---|---|---|
| Antimony | ND | | ug/L | 2.0 | 0.058 | 04/03/26 | 04/03/26 |
| Arsenic | ND | | ug/L | 2.0 | 0.059 | 04/03/26 | 04/03/26 |
| Barium | ND | | ug/L | 5.0 | 0.069 | 04/03/26 | 04/03/26 |
| Beryllium | ND | | ug/L | 1.0 | 0.044 | 04/03/26 | 04/03/26 |
| Boron | ND | | ug/L | 10 | 3.4 | 04/03/26 | 04/03/26 |
| Cadmium | ND | | ug/L | 1.0 | 0.079 | 04/03/26 | 04/03/26 |
| Chromium | ND | | ug/L | 5.0 | 0.14 | 04/03/26 | 04/03/26 |
| Cobalt | ND | | ug/L | 1.0 | 0.033 | 04/03/26 | 04/03/26 |
| Copper | ND | | ug/L | 3.0 | 1.4 | 04/03/26 | 04/03/26 |
| Lead | ND | | ug/L | 5.0 | 0.31 | 04/03/26 | 04/03/26 |
| Manganese | ND | | ug/L | 10 | 0.62 | 04/03/26 | 04/03/26 |
| Nickel | ND | | ug/L | 5.0 | 0.13 | 04/03/26 | 04/03/26 |
| Selenium | 0.70 | J | ug/L | 2.0 | 0.60 | 04/03/26 | 04/03/26 |
| Silver | ND | | ug/L | 5.0 | 0.087 | 04/03/26 | 04/03/26 |
| Thallium | ND | | ug/L | 1.0 | 0.031 | 04/03/26 | 04/03/26 |
| Tin | ND | | ug/L | 5.0 | 0.59 | 04/03/26 | 04/03/26 |
| Vanadium | ND | | ug/L | 5.0 | 0.25 | 04/03/26 | 04/03/26 |
| Zinc | ND | | ug/L | 10 | 2.1 | 04/03/26 | 04/03/26 |

| | | | | | |
|---|---|---|---|---|---|
| **Type:** | **Lab Control Sample** | **Lab ID:** | **QC1356211** | **Batch:** | **399766** |
| **Matrix:** | **Filtrate** | **Method:** | **EPA 200.8** | **Prep Method:** | **EPA 3015A** |

| QC1356211 Analyte | Result | Spiked | Units | Recovery | Qual | Limits |
|---|---|---|---|---|---|---|
| Antimony | 106.2 | 100.0 | ug/L | 106% | | 85-115 |
| Arsenic | 96.04 | 100.0 | ug/L | 96% | | 85-115 |
| Barium | 99.67 | 100.0 | ug/L | 100% | | 85-115 |
| Beryllium | 101.0 | 100.0 | ug/L | 101% | | 85-115 |
| Boron | 96.32 | 100.0 | ug/L | 96% | | 85-115 |
| Cadmium | 101.4 | 100.0 | ug/L | 101% | | 85-115 |
| Chromium | 96.36 | 100.0 | ug/L | 96% | | 85-115 |
| Cobalt | 97.88 | 100.0 | ug/L | 98% | | 85-115 |
| Copper | 97.94 | 100.0 | ug/L | 98% | | 85-115 |
| Lead | 104.0 | 100.0 | ug/L | 104% | b | 85-115 |
| Manganese | 96.15 | 100.0 | ug/L | 96% | | 85-115 |
| Nickel | 98.32 | 100.0 | ug/L | 98% | | 85-115 |
| Selenium | 93.16 | 100.0 | ug/L | 93% | | 85-115 |
| Silver | 49.72 | 50.00 | ug/L | 99% | | 85-115 |
| Thallium | 101.7 | 100.0 | ug/L | 102% | b | 85-115 |
| Tin | 94.46 | 100.0 | ug/L | 94% | | 85-115 |
| Vanadium | 96.48 | 100.0 | ug/L | 96% | | 85-115 |
| Zinc | 96.09 | 100.0 | ug/L | 96% | | 85-115 |

# Batch QC

| | | | | | |
|---|---|---|---|---|---|
| **Type:** | **Matrix Spike** | **Lab ID:** | **QC1356212** | **Batch:** | **399766** |
| **Matrix (Source ID):** | **Water (556731-002)** | **Method:** | **EPA 200.8** | **Prep Method:** | **EPA 3015A** |

| QC1356212 Analyte | Result | Source Sample Result | Spiked | Units | Recovery | Qual | Limits | DF |
|---|---|---|---|---|---|---|---|---|
| Antimony | 96.21 | 3.568 | 100.0 | ug/L | 93% | | 70-130 | 10 |
| Arsenic | 98.67 | 1.217 | 100.0 | ug/L | 97% | | 70-130 | 10 |
| Barium | 129.9 | 32.88 | 100.0 | ug/L | 97% | | 70-130 | 10 |
| Beryllium | 102.3 | ND | 100.0 | ug/L | 102% | | 70-130 | 10 |
| Boron | 234.3 | 163.1 | 100.0 | ug/L | 71% | | 70-130 | 10 |
| Cadmium | 102.2 | ND | 100.0 | ug/L | 102% | | 70-130 | 10 |
| Chromium | 107.1 | 5.501 | 100.0 | ug/L | 102% | | 70-130 | 10 |
| Cobalt | 102.1 | 0.1440 | 100.0 | ug/L | 102% | | 70-130 | 10 |
| Copper | 105.2 | 2.530 | 100.0 | ug/L | 103% | | 70-130 | 10 |
| Lead | 108.1 | ND | 100.0 | ug/L | 108% | | 70-130 | 10 |
| Manganese | 102.3 | 5.502 | 100.0 | ug/L | 97% | | 70-130 | 10 |
| Nickel | 106.4 | 3.795 | 100.0 | ug/L | 103% | | 70-130 | 10 |
| Selenium | 92.48 | 7.344 | 100.0 | ug/L | 85% | | 70-130 | 10 |
| Silver | 50.92 | ND | 50.00 | ug/L | 102% | | 70-130 | 10 |
| Thallium | 106.1 | ND | 100.0 | ug/L | 106% | | 70-130 | 10 |
| Tin | 98.87 | ND | 100.0 | ug/L | 99% | | 70-130 | 10 |
| Vanadium | 103.2 | 3.128 | 100.0 | ug/L | 100% | | 70-130 | 10 |
| Zinc | 119.8 | 12.46 | 100.0 | ug/L | 107% | | 70-130 | 10 |

| | | | | | |
|---|---|---|---|---|---|
| **Type:** | **Matrix Spike Duplicate** | **Lab ID:** | **QC1356213** | **Batch:** | **399766** |
| **Matrix (Source ID):** | **Water (556731-002)** | **Method:** | **EPA 200.8** | **Prep Method:** | **EPA 3015A** |

| QC1356213 Analyte | Result | Source Sample Result | Spiked | Units | Recovery | Qual | Limits | RPD | RPD Lim | DF |
|---|---|---|---|---|---|---|---|---|---|---|
| Antimony | 102.8 | 3.568 | 100.0 | ug/L | 99% | | 70-130 | 7 | 20 | 10 |
| Arsenic | 95.75 | 1.217 | 100.0 | ug/L | 95% | | 70-130 | 3 | 20 | 10 |
| Barium | 135.1 | 32.88 | 100.0 | ug/L | 102% | | 70-130 | 4 | 20 | 10 |
| Beryllium | 102.2 | ND | 100.0 | ug/L | 102% | | 70-130 | 0 | 20 | 10 |
| Boron | 235.7 | 163.1 | 100.0 | ug/L | 73% | | 70-130 | 1 | 20 | 10 |
| Cadmium | 104.6 | ND | 100.0 | ug/L | 105% | | 70-130 | 2 | 20 | 10 |
| Chromium | 102.7 | 5.501 | 100.0 | ug/L | 97% | | 70-130 | 4 | 20 | 10 |
| Cobalt | 99.07 | 0.1440 | 100.0 | ug/L | 99% | | 70-130 | 3 | 20 | 10 |
| Copper | 103.3 | 2.530 | 100.0 | ug/L | 101% | | 70-130 | 2 | 20 | 10 |
| Lead | 100.6 | ND | 100.0 | ug/L | 101% | | 70-130 | 7 | 20 | 10 |
| Manganese | 96.87 | 5.502 | 100.0 | ug/L | 91% | | 70-130 | 5 | 20 | 10 |
| Nickel | 105.3 | 3.795 | 100.0 | ug/L | 101% | | 70-130 | 1 | 20 | 10 |
| Selenium | 90.55 | 7.344 | 100.0 | ug/L | 83% | | 70-130 | 2 | 20 | 10 |
| Silver | 51.66 | ND | 50.00 | ug/L | 103% | | 70-130 | 1 | 20 | 10 |
| Thallium | 100.7 | ND | 100.0 | ug/L | 101% | | 70-130 | 5 | 20 | 10 |
| Tin | 95.98 | ND | 100.0 | ug/L | 96% | | 70-130 | 3 | 20 | 10 |
| Vanadium | 99.22 | 3.128 | 100.0 | ug/L | 96% | | 70-130 | 4 | 20 | 10 |
| Zinc | 107.5 | 12.46 | 100.0 | ug/L | 95% | | 70-130 | 11 | 20 | 10 |

# Batch QC

| Type: Blank | Lab ID: QC1356111 | Batch: 399744 |
|---|---|---|
| Matrix: Water | Method: EPA 245.1 | Prep Method: EPA 245.1 |

| QC1356111 Analyte | Result | Qual | Units | RL | MDL | Prepared | Analyzed |
|---|---|---|---|---|---|---|---|
| Mercury | ND | | ug/L | 0.40 | 0.091 | 04/03/26 | 04/03/26 |

| Type: Lab Control Sample | Lab ID: QC1356112 | Batch: 399744 |
|---|---|---|
| Matrix: Water | Method: EPA 245.1 | Prep Method: EPA 245.1 |

| QC1356112 Analyte | Result | Spiked | Units | Recovery | Qual | Limits |
|---|---|---|---|---|---|---|
| Mercury | 4.781 | 5.000 | ug/L | 96% | | 85-115 |

| Type: Matrix Spike | Lab ID: QC1356113 | Batch: 399744 |
|---|---|---|
| Matrix (Source ID): Water (556602-001) | Method: EPA 245.1 | Prep Method: EPA 245.1 |

| QC1356113 Analyte | Result | Source Sample Result | Spiked | Units | Recovery | Qual | Limits | DF |
|---|---|---|---|---|---|---|---|---|
| Mercury | 4.446 | ND | 5.000 | ug/L | 89% | | 75-125 | 1 |

| Type: Matrix Spike Duplicate | Lab ID: QC1356114 | Batch: 399744 |
|---|---|---|
| Matrix (Source ID): Water (556602-001) | Method: EPA 245.1 | Prep Method: EPA 245.1 |

| QC1356114 Analyte | Result | Source Sample Result | Spiked | Units | Recovery | Qual | Limits | RPD | RPD Lim | DF |
|---|---|---|---|---|---|---|---|---|---|---|
| Mercury | 4.491 | ND | 5.000 | ug/L | 90% | | 75-125 | 1 | 20 | 1 |

| Type: Blank | Lab ID: QC1356008 | Batch: 399721 |
|---|---|---|
| Matrix: Water | Method: EPA 300.0 | Prep Method: METHOD |

| QC1356008 Analyte | Result | Qual | Units | RL | MDL | Prepared | Analyzed |
|---|---|---|---|---|---|---|---|
| Fluoride | ND | | mg/L | 0.20 | 0.059 | 04/02/26 19:45 | 04/02/26 19:48 |
| Chloride | ND | | mg/L | 1.0 | 0.26 | 04/02/26 19:45 | 04/02/26 19:48 |
| Nitrogen, Nitrite | ND | | mg/L | 0.10 | 0.02 | 04/02/26 19:45 | 04/02/26 19:48 |
| Bromide | ND | | mg/L | 0.30 | 0.061 | 04/02/26 19:45 | 04/02/26 19:48 |
| Nitrogen, Nitrate | ND | | mg/L | 0.10 | 0.05 | 04/02/26 19:45 | 04/02/26 19:48 |
| Sulfate | ND | | mg/L | 1.0 | 0.18 | 04/02/26 19:45 | 04/02/26 19:48 |

| Type: Lab Control Sample | Lab ID: QC1356009 | Batch: 399721 |
|---|---|---|
| Matrix: Water | Method: EPA 300.0 | Prep Method: METHOD |

| QC1356009 Analyte | Result | Spiked | Units | Recovery | Qual | Limits |
|---|---|---|---|---|---|---|
| Fluoride | 10.06 | 10.00 | mg/L | 101% | | 90-110 |
| Chloride | 47.15 | 50.00 | mg/L | 94% | | 90-110 |
| Nitrogen, Nitrite | 4.442 | 4.567 | mg/L | 97% | | 90-110 |
| Bromide | 14.84 | 15.00 | mg/L | 99% | | 90-110 |
| Nitrogen, Nitrate | 4.499 | 4.518 | mg/L | 100% | | 90-110 |
| Sulfate | 25.10 | 25.00 | mg/L | 100% | | 90-110 |

# Batch QC

| Type: | Matrix Spike | Lab ID: | QC1356019 | Batch: | 399721 |
|---|---|---|---|---|---|
| Matrix (Source ID): | Water (556776-008) | Method: | EPA 300.0 | Prep Method: | METHOD |

| QC1356019 Analyte | Result | Source Sample Result | Spiked | Units | Recovery | Qual | Limits | DF |
|---|---|---|---|---|---|---|---|---|
| Fluoride | 20.92 | 0.3971 | 20.00 | mg/L | 103% | | 80-129 | 1 |
| Chloride | 232.5 | 146.4 | 100.0 | mg/L | 86% | E | 80-123 | 1 |
| Nitrogen, Nitrite | 9.040 | 0.02777 | 9.134 | mg/L | 99% | | 80-122 | 1 |
| Bromide | 15.47 | 0.3538 | 15.00 | mg/L | 101% | | 80-121 | 1 |
| Nitrogen, Nitrate | 13.64 | 4.643 | 9.036 | mg/L | 100% | | 80-123 | 1 |
| Sulfate | 91.31 | 43.09 | 50.00 | mg/L | 96% | | 79-124 | 1 |

| Type: | Matrix Spike Duplicate | Lab ID: | QC1356020 | Batch: | 399721 |
|---|---|---|---|---|---|
| Matrix (Source ID): | Water (556776-008) | Method: | EPA 300.0 | Prep Method: | METHOD |

| QC1356020 Analyte | Result | Source Sample Result | Spiked | Units | Recovery | Qual | Limits | RPD | RPD Lim | DF |
|---|---|---|---|---|---|---|---|---|---|---|
| Fluoride | 21.01 | 0.3971 | 20.00 | mg/L | 103% | | 80-129 | 0 | 21 | 1 |
| Chloride | 232.4 | 146.4 | 100.0 | mg/L | 86% | E | 80-123 | | 20 | 1 |
| Nitrogen, Nitrite | 9.080 | 0.02777 | 9.134 | mg/L | 99% | | 80-122 | 0 | 21 | 1 |
| Bromide | 15.49 | 0.3538 | 15.00 | mg/L | 101% | | 80-121 | 0 | 20 | 1 |
| Nitrogen, Nitrate | 13.66 | 4.643 | 9.036 | mg/L | 100% | | 80-123 | 0 | 20 | 1 |
| Sulfate | 91.43 | 43.09 | 50.00 | mg/L | 97% | | 79-124 | 0 | 20 | 1 |

| Type: | Matrix Spike | Lab ID: | QC1356050 | Batch: | 399721 |
|---|---|---|---|---|---|
| Matrix (Source ID): | Water (556785-001) | Method: | EPA 300.0 | Prep Method: | METHOD |

| QC1356050 Analyte | Result | Source Sample Result | Spiked | Units | Recovery | Qual | Limits | DF |
|---|---|---|---|---|---|---|---|---|
| Fluoride | 27.88 | 0.2189 | 20.00 | mg/L | 138% | * | 80-129 | 1 |
| Chloride | 162.4 | 30.93 | 100.0 | mg/L | 131% | * | 80-123 | 1 |
| Nitrogen, Nitrite | 11.99 | ND | 9.134 | mg/L | 131% | * | 80-122 | 1 |
| Bromide | 19.84 | 0.07702 | 15.00 | mg/L | 132% | * | 80-121 | 1 |
| Nitrogen, Nitrate | 12.22 | ND | 9.036 | mg/L | 135% | * | 80-123 | 1 |
| Sulfate | 222.3 | 165.4 | 50.00 | mg/L | 114% | E | 79-124 | 1 |

| Type: | Matrix Spike Duplicate | Lab ID: | QC1356051 | Batch: | 399721 |
|---|---|---|---|---|---|
| Matrix (Source ID): | Water (556785-001) | Method: | EPA 300.0 | Prep Method: | METHOD |

| QC1356051 Analyte | Result | Source Sample Result | Spiked | Units | Recovery | Qual | Limits | RPD | RPD Lim | DF |
|---|---|---|---|---|---|---|---|---|---|---|
| Fluoride | 24.65 | 0.2189 | 20.00 | mg/L | 122% | | 80-129 | 12 | 21 | 1 |
| Chloride | 149.2 | 30.93 | 100.0 | mg/L | 118% | | 80-123 | 8 | 20 | 1 |
| Nitrogen, Nitrite | 10.70 | ND | 9.134 | mg/L | 117% | | 80-122 | 11 | 21 | 1 |
| Bromide | 17.77 | 0.07702 | 15.00 | mg/L | 118% | | 80-121 | 11 | 20 | 1 |
| Nitrogen, Nitrate | 10.84 | ND | 9.036 | mg/L | 120% | | 80-123 | 12 | 20 | 1 |
| Sulfate | 214.6 | 165.4 | 50.00 | mg/L | 98% | E | 79-124 | | 20 | 1 |

# Batch QC

| Type: Blank | Lab ID: QC1356601 | Batch: 399878 |
|---|---|---|
| Matrix: Water | Method: EPA 350.1 | Prep Method: METHOD |

| QC1356601 Analyte | Result | Qual | Units | RL | MDL | Prepared | Analyzed |
|---|---|---|---|---|---|---|---|
| Ammonia-N | ND | | mg/L | 0.10 | 0.068 | 04/05/26 | 04/06/26 |

| Type: Lab Control Sample | Lab ID: QC1356602 | Batch: 399878 |
|---|---|---|
| Matrix: Water | Method: EPA 350.1 | Prep Method: METHOD |

| QC1356602 Analyte | Result | Spiked | Units | Recovery | Qual | Limits |
|---|---|---|---|---|---|---|
| Ammonia-N | 0.9340 | 1.000 | mg/L | 93% | | 90-110 |

| Type: Matrix Spike | Lab ID: QC1356603 | Batch: 399878 |
|---|---|---|
| Matrix (Source ID): Drinking Water (556627-001) | Method: EPA 350.1 | Prep Method: SM 4500-NH3-G SD |

| QC1356603 Analyte | Result | Source Sample Result | Spiked | Units | Recovery | Qual | Limits | DF |
|---|---|---|---|---|---|---|---|---|
| Ammonia-N | 1.209 | 0.2770 | 1.000 | mg/L | 93% | | 90-110 | 1 |

| Type: Matrix Spike Duplicate | Lab ID: QC1356604 | Batch: 399878 |
|---|---|---|
| Matrix (Source ID): Drinking Water (556627-001) | Method: EPA 350.1 | Prep Method: SM 4500-NH3-G SD |

| QC1356604 Analyte | Result | Source Sample Result | Spiked | Units | Recovery | Qual | Limits | RPD | RPD Lim | DF |
|---|---|---|---|---|---|---|---|---|---|---|
| Ammonia-N | 1.209 | 0.2770 | 1.000 | mg/L | 93% | | 90-110 | 0 | 20 | 1 |

| Type: Blank | Lab ID: QC1356300 | Batch: 399791 |
|---|---|---|
| Matrix: Water | Method: EPA 420.1 | Prep Method: METHOD |

| QC1356300 Analyte | Result | Qual | Units | RL | MDL | Prepared | Analyzed |
|---|---|---|---|---|---|---|---|
| Total Phenolics | ND | | mg/L | 0.010 | 0.0056 | 04/03/26 | 04/03/26 |

| Type: Lab Control Sample | Lab ID: QC1356301 | Batch: 399791 |
|---|---|---|
| Matrix: Water | Method: EPA 420.1 | Prep Method: METHOD |

| QC1356301 Analyte | Result | Spiked | Units | Recovery | Qual | Limits |
|---|---|---|---|---|---|---|
| Total Phenolics | 0.07700 | 0.08000 | mg/L | 96% | | 80-120 |

| Type: Lab Control Sample Duplicate | Lab ID: QC1356302 | Batch: 399791 |
|---|---|---|
| Matrix: Water | Method: EPA 420.1 | Prep Method: METHOD |

| QC1356302 Analyte | Result | Spiked | Units | Recovery | Qual | Limits | RPD | RPD Lim |
|---|---|---|---|---|---|---|---|---|
| Total Phenolics | 0.07600 | 0.08000 | mg/L | 95% | | 80-120 | 1 | 20 |

# Batch QC

**Type:** Blank **Lab ID:** QC1356121 **Batch:** 399746
**Matrix:** Water

| QC1356121 Analyte | Result | Qual | Units | RL | MDL | Prepared | Analyzed |
|---|---|---|---|---|---|---|---|
| Method: EPA 625.1<br>Prep Method: EPA 3510C | | | | | | | |
| a-Terpineol | ND | | ug/L | 10 | 2.1 | 04/03/26 | 04/04/26 |
| Benzoic acid | ND | | ug/L | 50 | 11 | 04/03/26 | 04/04/26 |
| 2-Methylphenol | ND | | ug/L | 10 | 3.2 | 04/03/26 | 04/04/26 |
| Pyridine | ND | | ug/L | 10 | 2.8 | 04/03/26 | 04/04/26 |
| Phenol | ND | | ug/L | 10 | 2.1 | 04/03/26 | 04/04/26 |
| Naphthalene | ND | | ug/L | 10 | 3.6 | 04/03/26 | 04/04/26 |
| 3-,4-Methylphenol | ND | | ug/L | 10 | 3.0 | 04/03/26 | 04/04/26 |
| Cresol | ND | | ug/L | 10 | | 04/03/26 | 04/04/26 |
| **Surrogates** | | | | **Limits** | | | |
| 2-Fluorophenol | 30% | * | %REC | 36-95 | | 04/03/26 | 04/04/26 |
| Phenol-d6 | 16% | * | %REC | 28-82 | | 04/03/26 | 04/04/26 |
| 2,4,6-Tribromophenol | 51% | * | %REC | 61-140 | | 04/03/26 | 04/04/26 |
| Nitrobenzene-d5 | 61% | | %REC | 48-123 | | 04/03/26 | 04/04/26 |
| 2-Fluorobiphenyl | 61% | | %REC | 51-105 | | 04/03/26 | 04/04/26 |
| Terphenyl-d14 | 72% | | %REC | 65-117 | | 04/03/26 | 04/04/26 |
| Method: EPA 8270E<br>Prep Method: EPA 3510C | | | | | | | |
| Carbazole | ND | | ug/L | 10 | 2.8 | 04/03/26 | 04/04/26 |
| N-Nitrosodimethylamine | ND | | ug/L | 10 | 2.9 | 04/03/26 | 04/04/26 |
| Aniline | ND | | ug/L | 10 | 2.8 | 04/03/26 | 04/04/26 |
| bis(2-Chloroethyl)ether | ND | | ug/L | 25 | 3.7 | 04/03/26 | 04/04/26 |
| 2-Chlorophenol | ND | | ug/L | 10 | 3.6 | 04/03/26 | 04/04/26 |
| 1,3-Dichlorobenzene | ND | | ug/L | 10 | 3.3 | 04/03/26 | 04/04/26 |
| 1,4-Dichlorobenzene | ND | | ug/L | 10 | 3.4 | 04/03/26 | 04/04/26 |
| Benzyl alcohol | ND | | ug/L | 25 | 5.8 | 04/03/26 | 04/04/26 |
| 1,2-Dichlorobenzene | ND | | ug/L | 10 | 3.3 | 04/03/26 | 04/04/26 |
| bis(2-Chloroisopropyl) ether | ND | | ug/L | 10 | 3.8 | 04/03/26 | 04/04/26 |
| N-Nitroso-di-n-propylamine | ND | | ug/L | 10 | 3.9 | 04/03/26 | 04/04/26 |
| Hexachloroethane | ND | | ug/L | 10 | 3.0 | 04/03/26 | 04/04/26 |
| Nitrobenzene | ND | | ug/L | 25 | 8.4 | 04/03/26 | 04/04/26 |
| Isophorone | ND | | ug/L | 10 | 3.7 | 04/03/26 | 04/04/26 |
| 2-Nitrophenol | ND | | ug/L | 10 | 5.4 | 04/03/26 | 04/04/26 |
| 2,4-Dimethylphenol | ND | | ug/L | 10 | 3.2 | 04/03/26 | 04/04/26 |
| bis(2-Chloroethoxy)methane | ND | | ug/L | 10 | 3.7 | 04/03/26 | 04/04/26 |
| 2,4-Dichlorophenol | ND | | ug/L | 10 | 3.7 | 04/03/26 | 04/04/26 |
| 1,2,4-Trichlorobenzene | ND | | ug/L | 10 | 3.4 | 04/03/26 | 04/04/26 |
| 4-Chloroaniline | ND | | ug/L | 10 | 3.1 | 04/03/26 | 04/04/26 |
| Hexachlorobutadiene | ND | | ug/L | 10 | 2.2 | 04/03/26 | 04/04/26 |
| 4-Chloro-3-methylphenol | ND | | ug/L | 10 | 3.6 | 04/03/26 | 04/04/26 |
| 2-Methylnaphthalene | ND | | ug/L | 10 | 3.4 | 04/03/26 | 04/04/26 |
| Hexachlorocyclopentadiene | ND | | ug/L | 25 | 7.8 | 04/03/26 | 04/04/26 |
| 2,4,6-Trichlorophenol | ND | | ug/L | 10 | 4.1 | 04/03/26 | 04/04/26 |
| 2,4,5-Trichlorophenol | ND | | ug/L | 10 | 3.7 | 04/03/26 | 04/04/26 |
| 2-Chloronaphthalene | ND | | ug/L | 10 | 3.4 | 04/03/26 | 04/04/26 |
| 2-Nitroaniline | ND | | ug/L | 50 | 4.3 | 04/03/26 | 04/04/26 |

# Batch QC

| QC1356121 Analyte | Result | Qual | Units | RL | MDL | Prepared | Analyzed |
|---|---|---|---|---|---|---|---|
| Dimethylphthalate | ND | | ug/L | 10 | 3.4 | 04/03/26 | 04/04/26 |
| Acenaphthylene | ND | | ug/L | 10 | 3.9 | 04/03/26 | 04/04/26 |
| 2,6-Dinitrotoluene | ND | | ug/L | 10 | 4.4 | 04/03/26 | 04/04/26 |
| 3-Nitroaniline | ND | | ug/L | 10 | 4.0 | 04/03/26 | 04/04/26 |
| Acenaphthene | ND | | ug/L | 10 | 3.2 | 04/03/26 | 04/04/26 |
| 2,4-Dinitrophenol | ND | | ug/L | 50 | 15 | 04/03/26 | 04/04/26 |
| 4-Nitrophenol | ND | | ug/L | 50 | 8.5 | 04/03/26 | 04/04/26 |
| Dibenzofuran | ND | | ug/L | 10 | 3.2 | 04/03/26 | 04/04/26 |
| 2,4-Dinitrotoluene | ND | | ug/L | 10 | 4.3 | 04/03/26 | 04/04/26 |
| Diethylphthalate | ND | | ug/L | 10 | 2.9 | 04/03/26 | 04/04/26 |
| Fluorene | ND | | ug/L | 10 | 3.1 | 04/03/26 | 04/04/26 |
| 4-Chlorophenyl-phenylether | ND | | ug/L | 10 | 3.1 | 04/03/26 | 04/04/26 |
| 4-Nitroaniline | ND | | ug/L | 10 | 3.3 | 04/03/26 | 04/04/26 |
| 4,6-Dinitro-2-methylphenol | ND | | ug/L | 50 | 17 | 04/03/26 | 04/04/26 |
| N-Nitrosodiphenylamine | ND | | ug/L | 10 | 4.0 | 04/03/26 | 04/04/26 |
| 1,2-diphenylhydrazine (as azobenzene) | ND | | ug/L | 10 | 2.9 | 04/03/26 | 04/04/26 |
| 4-Bromophenyl-phenylether | ND | | ug/L | 10 | 3.3 | 04/03/26 | 04/04/26 |
| Hexachlorobenzene | ND | | ug/L | 10 | 3.0 | 04/03/26 | 04/04/26 |
| Pentachlorophenol | ND | | ug/L | 25 | 5.7 | 04/03/26 | 04/04/26 |
| Phenanthrene | ND | | ug/L | 10 | 2.9 | 04/03/26 | 04/04/26 |
| Anthracene | ND | | ug/L | 10 | 2.8 | 04/03/26 | 04/04/26 |
| Di-n-butylphthalate | ND | | ug/L | 10 | 3.0 | 04/03/26 | 04/04/26 |
| Fluoranthene | ND | | ug/L | 10 | 2.8 | 04/03/26 | 04/04/26 |
| Benzidine | ND | | ug/L | 50 | 19 | 04/03/26 | 04/04/26 |
| Pyrene | ND | | ug/L | 10 | 2.7 | 04/03/26 | 04/04/26 |
| Butylbenzylphthalate | ND | | ug/L | 10 | 3.6 | 04/03/26 | 04/04/26 |
| 3,3'-Dichlorobenzidine | ND | | ug/L | 25 | 5.2 | 04/03/26 | 04/04/26 |
| Benzo(a)anthracene | ND | | ug/L | 10 | 2.4 | 04/03/26 | 04/04/26 |
| Chrysene | ND | | ug/L | 10 | 2.5 | 04/03/26 | 04/04/26 |
| bis(2-Ethylhexyl)phthalate | ND | | ug/L | 10 | 3.3 | 04/03/26 | 04/04/26 |
| Di-n-octylphthalate | ND | | ug/L | 10 | 4.7 | 04/03/26 | 04/04/26 |
| Benzo(b)fluoranthene | ND | | ug/L | 10 | 3.0 | 04/03/26 | 04/04/26 |
| Benzo(k)fluoranthene | ND | | ug/L | 10 | 3.1 | 04/03/26 | 04/04/26 |
| Benzo(a)pyrene | ND | | ug/L | 10 | 3.1 | 04/03/26 | 04/04/26 |
| Indeno(1,2,3-cd)pyrene | ND | | ug/L | 10 | 4.2 | 04/03/26 | 04/04/26 |
| Dibenz(a,h)anthracene | ND | | ug/L | 10 | 4.2 | 04/03/26 | 04/04/26 |
| Benzo(g,h,i)perylene | ND | | ug/L | 10 | 4.1 | 04/03/26 | 04/04/26 |
| **Surrogates** | | | | **Limits** | | | |
| 2-Fluorophenol | 30% | | %REC | 15-120 | | 04/03/26 | 04/04/26 |
| Phenol-d6 | 16% | | %REC | 15-120 | | 04/03/26 | 04/04/26 |
| 2,4,6-Tribromophenol | 51% | | %REC | 15-140 | | 04/03/26 | 04/04/26 |
| Nitrobenzene-d5 | 61% | | %REC | 15-123 | | 04/03/26 | 04/04/26 |
| 2-Fluorobiphenyl | 61% | | %REC | 15-120 | | 04/03/26 | 04/04/26 |
| Terphenyl-d14 | 72% | | %REC | 15-120 | | 04/03/26 | 04/04/26 |

# Batch QC

**Type: Lab Control Sample** **Lab ID: QC1356122** **Batch: 399746**
**Matrix: Water**

| QC1356122 Analyte | Result | Spiked | Units | Recovery | Qual | Limits |
|---|---|---|---|---|---|---|
| Method: EPA 625.1<br>Prep Method: EPA 3510C | | | | | | |
| 2-Methylphenol | 41.87 | 75.00 | ug/L | 56% | | 44-120 |
| Pyridine | 25.32 | 75.00 | ug/L | 34% | | 13-120 |
| Phenol | 16.43 | 75.00 | ug/L | 22% | | 10-85 |
| Naphthalene | 47.76 | 75.00 | ug/L | 64% | | 23-133 |
| 3-,4-Methylphenol | 37.27 | 75.00 | ug/L | 50% | | 40-120 |
| a-Terpineol | 54.40 | 75.00 | ug/L | 73% | | 70-130 |
| **Surrogates** | | | | | | |
| 2-Fluorophenol | 13.56 | 40.00 | ug/L | 34% | * | 36-95 |
| Phenol-d6 | 8.728 | 40.00 | ug/L | 22% | * | 28-82 |
| 2,4,6-Tribromophenol | 29.95 | 40.00 | ug/L | 75% | | 61-140 |
| Nitrobenzene-d5 | 28.22 | 40.00 | ug/L | 71% | | 48-123 |
| 2-Fluorobiphenyl | 23.27 | 40.00 | ug/L | 58% | | 51-105 |
| Terphenyl-d14 | 28.24 | 40.00 | ug/L | 71% | | 65-117 |
| Method: EPA 8270E<br>Prep Method: EPA 3510C | | | | | | |
| Phenol | 16.43 | 75.00 | ug/L | 22% | | 14-120 |
| 2-Chlorophenol | 47.53 | 75.00 | ug/L | 63% | | 46-120 |
| 1,4-Dichlorobenzene | 43.54 | 75.00 | ug/L | 58% | | 42-120 |
| 3-,4-Methylphenol | 37.27 | 75.00 | ug/L | 50% | | 40-120 |
| N-Nitroso-di-n-propylamine | 57.69 | 75.00 | ug/L | 77% | | 54-121 |
| 2,4-Dimethylphenol | 52.42 | 75.00 | ug/L | 70% | | 48-120 |
| 1,2,4-Trichlorobenzene | 45.92 | 75.00 | ug/L | 61% | | 45-120 |
| 4-Chloro-3-methylphenol | 51.86 | 75.00 | ug/L | 69% | | 60-121 |
| 2,4,5-Trichlorophenol | 53.54 | 75.00 | ug/L | 71% | | 62-124 |
| Acenaphthene | 47.13 | 75.00 | ug/L | 63% | | 56-120 |
| 4-Nitrophenol | 19.85 | 75.00 | ug/L | 26% | | 17-120 |
| 2,4-Dinitrotoluene | 58.69 | 75.00 | ug/L | 78% | | 69-127 |
| Pentachlorophenol | 57.28 | 75.00 | ug/L | 76% | | 51-120 |
| Pyrene | 57.22 | 75.00 | ug/L | 76% | | 68-123 |
| Chrysene | 56.00 | 75.00 | ug/L | 75% | | 66-120 |
| Benzo(b)fluoranthene | 54.98 | 75.00 | ug/L | 73% | | 67-120 |
| **Surrogates** | | | | | | |
| 2-Fluorophenol | 13.56 | 40.00 | ug/L | 34% | | 15-120 |
| Phenol-d6 | 8.728 | 40.00 | ug/L | 22% | | 15-120 |
| 2,4,6-Tribromophenol | 29.95 | 40.00 | ug/L | 75% | | 15-140 |
| Nitrobenzene-d5 | 28.22 | 40.00 | ug/L | 71% | | 15-123 |
| 2-Fluorobiphenyl | 23.27 | 40.00 | ug/L | 58% | | 15-120 |
| Terphenyl-d14 | 28.24 | 40.00 | ug/L | 71% | | 15-120 |

# Batch QC

**Type:** Lab Control Sample Duplicate **Lab ID:** QC1356123 **Batch:** 399746
**Matrix:** Water

| QC1356123 Analyte | Result | Spiked | Units | Recovery | Qual | Limits | RPD | RPD Lim |
|---|---|---|---|---|---|---|---|---|
| Method: EPA 625.1<br>Prep Method: EPA 3510C | | | | | | | | |
| 2-Methylphenol | 48.38 | 75.00 | ug/L | 65% | | 44-120 | 14 | 51 |
| Pyridine | 30.58 | 75.00 | ug/L | 41% | | 13-120 | 19 | 62 |
| Phenol | 17.30 | 75.00 | ug/L | 23% | | 10-85 | 5 | 52 |
| Naphthalene | 55.03 | 75.00 | ug/L | 73% | | 23-133 | 14 | 50 |
| 3-,4-Methylphenol | 43.06 | 75.00 | ug/L | 57% | | 40-120 | 14 | 51 |
| a-Terpineol | 65.67 | 75.00 | ug/L | 88% | | 70-130 | 19 | 30 |
| **Surrogates** | | | | | | | | |
| 2-Fluorophenol | 15.19 | 40.00 | ug/L | 38% | | 36-95 | | |
| Phenol-d6 | 9.168 | 40.00 | ug/L | 23% | * | 28-82 | | |
| 2,4,6-Tribromophenol | 33.79 | 40.00 | ug/L | 84% | | 61-140 | | |
| Nitrobenzene-d5 | 31.99 | 40.00 | ug/L | 80% | | 48-123 | | |
| 2-Fluorobiphenyl | 27.89 | 40.00 | ug/L | 70% | | 51-105 | | |
| Terphenyl-d14 | 27.11 | 40.00 | ug/L | 68% | | 65-117 | | |
| Method: EPA 8270E<br>Prep Method: EPA 3510C | | | | | | | | |
| Phenol | 17.30 | 75.00 | ug/L | 23% | | 14-120 | 5 | 52 |
| 2-Chlorophenol | 54.93 | 75.00 | ug/L | 73% | | 46-120 | 14 | 52 |
| 1,4-Dichlorobenzene | 49.66 | 75.00 | ug/L | 66% | | 42-120 | 13 | 53 |
| 3-,4-Methylphenol | 43.06 | 75.00 | ug/L | 57% | | 40-120 | 14 | 51 |
| N-Nitroso-di-n-propylamine | 68.38 | 75.00 | ug/L | 91% | | 54-121 | 17 | 52 |
| 2,4-Dimethylphenol | 60.19 | 75.00 | ug/L | 80% | | 48-120 | 14 | 52 |
| 1,2,4-Trichlorobenzene | 54.07 | 75.00 | ug/L | 72% | | 45-120 | 16 | 54 |
| 4-Chloro-3-methylphenol | 63.85 | 75.00 | ug/L | 85% | | 60-121 | 21 | 47 |
| 2,4,5-Trichlorophenol | 66.36 | 75.00 | ug/L | 88% | | 62-124 | 21 | 46 |
| Acenaphthene | 52.64 | 75.00 | ug/L | 70% | | 56-120 | 11 | 46 |
| 4-Nitrophenol | 18.81 | 75.00 | ug/L | 25% | | 17-120 | 5 | 44 |
| 2,4-Dinitrotoluene | 62.07 | 75.00 | ug/L | 83% | | 69-127 | 6 | 40 |
| Pentachlorophenol | 64.18 | 75.00 | ug/L | 86% | | 51-120 | 11 | 42 |
| Pyrene | 55.00 | 75.00 | ug/L | 73% | | 68-123 | 4 | 39 |
| Chrysene | 60.98 | 75.00 | ug/L | 81% | | 66-120 | 9 | 38 |
| Benzo(b)fluoranthene | 66.31 | 75.00 | ug/L | 88% | | 67-120 | 19 | 39 |
| **Surrogates** | | | | | | | | |
| 2-Fluorophenol | 15.19 | 40.00 | ug/L | 38% | | 15-120 | | |
| Phenol-d6 | 9.168 | 40.00 | ug/L | 23% | | 15-120 | | |
| 2,4,6-Tribromophenol | 33.79 | 40.00 | ug/L | 84% | | 15-140 | | |
| Nitrobenzene-d5 | 31.99 | 40.00 | ug/L | 80% | | 15-123 | | |
| 2-Fluorobiphenyl | 27.89 | 40.00 | ug/L | 70% | | 15-120 | | |
| Terphenyl-d14 | 27.11 | 40.00 | ug/L | 68% | | 15-120 | | |

# Batch QC

**Type:** Blank **Lab ID:** QC1358283 **Batch:** 400310
**Matrix:** Water

| QC1358283 Analyte | Result | Qual | Units | RL | MDL | Prepared | Analyzed |
|---|---|---|---|---|---|---|---|
| Method: EPA 625.1<br>Prep Method: EPA 3510C | | | | | | | |
| a-Terpineol | ND | | ug/L | 10 | 2.1 | 04/09/26 | 04/10/26 |
| Benzoic acid | ND | | ug/L | 50 | 11 | 04/09/26 | 04/09/26 |
| 2-Methylphenol | ND | | ug/L | 10 | 3.2 | 04/09/26 | 04/09/26 |
| Pyridine | ND | | ug/L | 10 | 2.8 | 04/09/26 | 04/09/26 |
| Phenol | ND | | ug/L | 10 | 2.1 | 04/09/26 | 04/09/26 |
| Naphthalene | ND | | ug/L | 10 | 3.6 | 04/09/26 | 04/09/26 |
| 3-,4-Methylphenol | ND | | ug/L | 10 | 3.0 | 04/09/26 | 04/09/26 |
| Cresol | ND | | ug/L | 10 | | 04/09/26 | 04/09/26 |
| **Surrogates** | | | | **Limits** | | | |
| 2-Fluorophenol | 39% | | %REC | 36-95 | | 04/09/26 | 04/09/26 |
| Phenol-d6 | 23% | * | %REC | 28-82 | | 04/09/26 | 04/09/26 |
| 2,4,6-Tribromophenol | 78% | | %REC | 61-140 | | 04/09/26 | 04/09/26 |
| Nitrobenzene-d5 | 76% | | %REC | 48-123 | | 04/09/26 | 04/09/26 |
| 2-Fluorobiphenyl | 74% | | %REC | 51-105 | | 04/09/26 | 04/09/26 |
| Terphenyl-d14 | 83% | | %REC | 65-117 | | 04/09/26 | 04/09/26 |
| Method: EPA 8270E<br>Prep Method: EPA 3510C | | | | | | | |
| Carbazole | ND | | ug/L | 10 | 2.8 | 04/09/26 | 04/09/26 |
| N-Nitrosodimethylamine | ND | | ug/L | 10 | 2.9 | 04/09/26 | 04/09/26 |
| Aniline | ND | | ug/L | 10 | 2.8 | 04/09/26 | 04/09/26 |
| bis(2-Chloroethyl)ether | ND | | ug/L | 25 | 3.7 | 04/09/26 | 04/09/26 |
| 2-Chlorophenol | ND | | ug/L | 10 | 3.6 | 04/09/26 | 04/09/26 |
| 1,3-Dichlorobenzene | ND | | ug/L | 10 | 3.3 | 04/09/26 | 04/09/26 |
| 1,4-Dichlorobenzene | ND | | ug/L | 10 | 3.4 | 04/09/26 | 04/09/26 |
| Benzyl alcohol | ND | | ug/L | 25 | 5.8 | 04/09/26 | 04/09/26 |
| 1,2-Dichlorobenzene | ND | | ug/L | 10 | 3.3 | 04/09/26 | 04/09/26 |
| bis(2-Chloroisopropyl) ether | ND | | ug/L | 10 | 3.8 | 04/09/26 | 04/09/26 |
| N-Nitroso-di-n-propylamine | ND | | ug/L | 10 | 3.9 | 04/09/26 | 04/09/26 |
| Hexachloroethane | ND | | ug/L | 10 | 3.0 | 04/09/26 | 04/09/26 |
| Nitrobenzene | ND | | ug/L | 25 | 8.4 | 04/09/26 | 04/09/26 |
| Isophorone | ND | | ug/L | 10 | 3.7 | 04/09/26 | 04/09/26 |
| 2-Nitrophenol | ND | | ug/L | 10 | 5.4 | 04/09/26 | 04/09/26 |
| 2,4-Dimethylphenol | ND | | ug/L | 10 | 3.2 | 04/09/26 | 04/09/26 |
| bis(2-Chloroethoxy)methane | ND | | ug/L | 10 | 3.7 | 04/09/26 | 04/09/26 |
| 2,4-Dichlorophenol | ND | | ug/L | 10 | 3.7 | 04/09/26 | 04/09/26 |
| 1,2,4-Trichlorobenzene | ND | | ug/L | 10 | 3.4 | 04/09/26 | 04/09/26 |
| 4-Chloroaniline | ND | | ug/L | 10 | 3.1 | 04/09/26 | 04/09/26 |
| Hexachlorobutadiene | ND | | ug/L | 10 | 2.2 | 04/09/26 | 04/09/26 |
| 4-Chloro-3-methylphenol | ND | | ug/L | 10 | 3.6 | 04/09/26 | 04/09/26 |
| 2-Methylnaphthalene | ND | | ug/L | 10 | 3.4 | 04/09/26 | 04/09/26 |
| Hexachlorocyclopentadiene | ND | | ug/L | 25 | 7.8 | 04/09/26 | 04/09/26 |
| 2,4,6-Trichlorophenol | ND | | ug/L | 10 | 4.1 | 04/09/26 | 04/09/26 |
| 2,4,5-Trichlorophenol | ND | | ug/L | 10 | 3.7 | 04/09/26 | 04/09/26 |
| 2-Chloronaphthalene | ND | | ug/L | 10 | 3.4 | 04/09/26 | 04/09/26 |
| 2-Nitroaniline | ND | | ug/L | 50 | 4.3 | 04/09/26 | 04/09/26 |

# Batch QC

| QC1358283 Analyte | Result | Qual | Units | RL | MDL | Prepared | Analyzed |
|---|---|---|---|---|---|---|---|
| Dimethylphthalate | ND | | ug/L | 10 | 3.4 | 04/09/26 | 04/09/26 |
| Acenaphthylene | ND | | ug/L | 10 | 3.9 | 04/09/26 | 04/09/26 |
| 2,6-Dinitrotoluene | ND | | ug/L | 10 | 4.4 | 04/09/26 | 04/09/26 |
| 3-Nitroaniline | ND | | ug/L | 10 | 4.0 | 04/09/26 | 04/09/26 |
| Acenaphthene | ND | | ug/L | 10 | 3.2 | 04/09/26 | 04/09/26 |
| 2,4-Dinitrophenol | ND | | ug/L | 50 | 15 | 04/09/26 | 04/09/26 |
| 4-Nitrophenol | ND | | ug/L | 50 | 8.5 | 04/09/26 | 04/09/26 |
| Dibenzofuran | ND | | ug/L | 10 | 3.2 | 04/09/26 | 04/09/26 |
| 2,4-Dinitrotoluene | ND | | ug/L | 10 | 4.3 | 04/09/26 | 04/09/26 |
| Diethylphthalate | ND | | ug/L | 10 | 2.9 | 04/09/26 | 04/09/26 |
| Fluorene | ND | | ug/L | 10 | 3.1 | 04/09/26 | 04/09/26 |
| 4-Chlorophenyl-phenylether | ND | | ug/L | 10 | 3.1 | 04/09/26 | 04/09/26 |
| 4-Nitroaniline | ND | | ug/L | 10 | 3.3 | 04/09/26 | 04/09/26 |
| 4,6-Dinitro-2-methylphenol | ND | | ug/L | 50 | 17 | 04/09/26 | 04/09/26 |
| N-Nitrosodiphenylamine | ND | | ug/L | 10 | 4.0 | 04/09/26 | 04/09/26 |
| 1,2-diphenylhydrazine (as azobenzene) | ND | | ug/L | 10 | 2.9 | 04/09/26 | 04/09/26 |
| 4-Bromophenyl-phenylether | ND | | ug/L | 10 | 3.3 | 04/09/26 | 04/09/26 |
| Hexachlorobenzene | ND | | ug/L | 10 | 3.0 | 04/09/26 | 04/09/26 |
| Pentachlorophenol | ND | | ug/L | 25 | 5.7 | 04/09/26 | 04/09/26 |
| Phenanthrene | ND | | ug/L | 10 | 2.9 | 04/09/26 | 04/09/26 |
| Anthracene | ND | | ug/L | 10 | 2.8 | 04/09/26 | 04/09/26 |
| Di-n-butylphthalate | ND | | ug/L | 10 | 3.0 | 04/09/26 | 04/09/26 |
| Fluoranthene | ND | | ug/L | 10 | 2.8 | 04/09/26 | 04/09/26 |
| Benzidine | ND | | ug/L | 50 | 19 | 04/09/26 | 04/09/26 |
| Pyrene | ND | | ug/L | 10 | 2.7 | 04/09/26 | 04/09/26 |
| Butylbenzylphthalate | ND | | ug/L | 10 | 3.6 | 04/09/26 | 04/09/26 |
| 3,3'-Dichlorobenzidine | ND | | ug/L | 25 | 5.2 | 04/09/26 | 04/09/26 |
| Benzo(a)anthracene | ND | | ug/L | 10 | 2.4 | 04/09/26 | 04/09/26 |
| Chrysene | ND | | ug/L | 10 | 2.5 | 04/09/26 | 04/09/26 |
| bis(2-Ethylhexyl)phthalate | ND | | ug/L | 10 | 3.3 | 04/09/26 | 04/09/26 |
| Di-n-octylphthalate | ND | | ug/L | 10 | 4.7 | 04/09/26 | 04/09/26 |
| Benzo(b)fluoranthene | ND | | ug/L | 10 | 3.0 | 04/09/26 | 04/09/26 |
| Benzo(k)fluoranthene | ND | | ug/L | 10 | 3.1 | 04/09/26 | 04/09/26 |
| Benzo(a)pyrene | ND | | ug/L | 10 | 3.1 | 04/09/26 | 04/09/26 |
| Indeno(1,2,3-cd)pyrene | ND | | ug/L | 10 | 4.2 | 04/09/26 | 04/09/26 |
| Dibenz(a,h)anthracene | ND | | ug/L | 10 | 4.2 | 04/09/26 | 04/09/26 |
| Benzo(g,h,i)perylene | ND | | ug/L | 10 | 4.1 | 04/09/26 | 04/09/26 |
| **Surrogates** | | | | **Limits** | | | |
| 2-Fluorophenol | 39% | | %REC | 15-120 | | 04/09/26 | 04/09/26 |
| Phenol-d6 | 23% | | %REC | 15-120 | | 04/09/26 | 04/09/26 |
| 2,4,6-Tribromophenol | 78% | | %REC | 15-140 | | 04/09/26 | 04/09/26 |
| Nitrobenzene-d5 | 76% | | %REC | 15-123 | | 04/09/26 | 04/09/26 |
| 2-Fluorobiphenyl | 74% | | %REC | 15-120 | | 04/09/26 | 04/09/26 |
| Terphenyl-d14 | 83% | | %REC | 15-120 | | 04/09/26 | 04/09/26 |

# Batch QC

| Type: Lab Control Sample | Lab ID: QC1358284 | Batch: 400310 |
|---|---|---|
| Matrix: Water | | |

| QC1358284 Analyte | Result | Spiked | Units | Recovery | Qual | Limits |
|---|---|---|---|---|---|---|
| Method: EPA 625.1<br>Prep Method: EPA 3510C | | | | | | |
| 2-Methylphenol | 53.23 | 75.00 | ug/L | 71% | | 44-120 |
| Pyridine | 29.23 | 75.00 | ug/L | 39% | | 13-120 |
| Phenol | 20.59 | 75.00 | ug/L | 27% | | 10-85 |
| Naphthalene | 61.33 | 75.00 | ug/L | 82% | | 23-133 |
| 3-,4-Methylphenol | 47.94 | 75.00 | ug/L | 64% | | 40-120 |
| **Surrogates** | | | | | | |
| 2-Fluorophenol | 16.57 | 40.00 | ug/L | 41% | | 36-95 |
| Phenol-d6 | 10.45 | 40.00 | ug/L | 26% | * | 28-82 |
| 2,4,6-Tribromophenol | 37.10 | 40.00 | ug/L | 93% | | 61-140 |
| Nitrobenzene-d5 | 33.63 | 40.00 | ug/L | 84% | | 48-123 |
| 2-Fluorobiphenyl | 31.38 | 40.00 | ug/L | 78% | | 51-105 |
| Terphenyl-d14 | 34.29 | 40.00 | ug/L | 86% | | 65-117 |
| Method: EPA 8270E<br>Prep Method: EPA 3510C | | | | | | |
| Phenol | 20.59 | 75.00 | ug/L | 27% | | 14-120 |
| 2-Chlorophenol | 61.12 | 75.00 | ug/L | 81% | | 46-120 |
| 1,4-Dichlorobenzene | 53.37 | 75.00 | ug/L | 71% | | 42-120 |
| 3-,4-Methylphenol | 47.94 | 75.00 | ug/L | 64% | | 40-120 |
| N-Nitroso-di-n-propylamine | 70.35 | 75.00 | ug/L | 94% | | 54-121 |
| 2,4-Dimethylphenol | 74.42 | 75.00 | ug/L | 99% | | 48-120 |
| 1,2,4-Trichlorobenzene | 59.18 | 75.00 | ug/L | 79% | | 45-120 |
| 4-Chloro-3-methylphenol | 67.06 | 75.00 | ug/L | 89% | | 60-121 |
| 2,4,5-Trichlorophenol | 72.07 | 75.00 | ug/L | 96% | | 62-124 |
| Acenaphthene | 63.63 | 75.00 | ug/L | 85% | | 56-120 |
| 4-Nitrophenol | 22.05 | 75.00 | ug/L | 29% | | 17-120 |
| 2,4-Dinitrotoluene | 74.29 | 75.00 | ug/L | 99% | | 69-127 |
| Pentachlorophenol | 77.58 | 75.00 | ug/L | 103% | | 51-120 |
| Pyrene | 70.78 | 75.00 | ug/L | 94% | | 68-123 |
| Chrysene | 68.54 | 75.00 | ug/L | 91% | | 66-120 |
| Benzo(b)fluoranthene | 73.06 | 75.00 | ug/L | 97% | | 67-120 |
| **Surrogates** | | | | | | |
| 2-Fluorophenol | 16.57 | 40.00 | ug/L | 41% | | 15-120 |
| Phenol-d6 | 10.45 | 40.00 | ug/L | 26% | | 15-120 |
| 2,4,6-Tribromophenol | 37.10 | 40.00 | ug/L | 93% | | 15-140 |
| Nitrobenzene-d5 | 33.63 | 40.00 | ug/L | 84% | | 15-123 |
| 2-Fluorobiphenyl | 31.38 | 40.00 | ug/L | 78% | | 15-120 |
| Terphenyl-d14 | 34.29 | 40.00 | ug/L | 86% | | 15-120 |

# Batch QC

**Type:** Lab Control Sample Duplicate **Lab ID:** QC1358285 **Batch:** 400310
**Matrix:** Water

| QC1358285 Analyte | Result | Spiked | Units | Recovery | Qual | Limits | RPD | RPD Lim |
|---|---|---|---|---|---|---|---|---|
| Method: EPA 625.1<br>Prep Method: EPA 3510C | | | | | | | | |
| 2-Methylphenol | 54.66 | 75.00 | ug/L | 73% | | 44-120 | 3 | 51 |
| Pyridine | 31.68 | 75.00 | ug/L | 42% | | 13-120 | 8 | 62 |
| Phenol | 20.53 | 75.00 | ug/L | 27% | | 10-85 | 0 | 52 |
| Naphthalene | 62.44 | 75.00 | ug/L | 83% | | 23-133 | 2 | 50 |
| 3-,4-Methylphenol | 48.50 | 75.00 | ug/L | 65% | | 40-120 | 1 | 51 |
| **Surrogates** | | | | | | | | |
| 2-Fluorophenol | 16.85 | 40.00 | ug/L | 42% | | 36-95 | | |
| Phenol-d6 | 10.50 | 40.00 | ug/L | 26% | * | 28-82 | | |
| 2,4,6-Tribromophenol | 38.28 | 40.00 | ug/L | 96% | | 61-140 | | |
| Nitrobenzene-d5 | 34.85 | 40.00 | ug/L | 87% | | 48-123 | | |
| 2-Fluorobiphenyl | 32.15 | 40.00 | ug/L | 80% | | 51-105 | | |
| Terphenyl-d14 | 34.20 | 40.00 | ug/L | 85% | | 65-117 | | |
| Method: EPA 8270E<br>Prep Method: EPA 3510C | | | | | | | | |
| Phenol | 20.53 | 75.00 | ug/L | 27% | | 14-120 | 0 | 52 |
| 2-Chlorophenol | 63.08 | 75.00 | ug/L | 84% | | 46-120 | 3 | 52 |
| 1,4-Dichlorobenzene | 54.01 | 75.00 | ug/L | 72% | | 42-120 | 1 | 53 |
| 3-,4-Methylphenol | 48.50 | 75.00 | ug/L | 65% | | 40-120 | 1 | 51 |
| N-Nitroso-di-n-propylamine | 73.73 | 75.00 | ug/L | 98% | | 54-121 | 5 | 52 |
| 2,4-Dimethylphenol | 77.09 | 75.00 | ug/L | 103% | | 48-120 | 4 | 52 |
| 1,2,4-Trichlorobenzene | 61.21 | 75.00 | ug/L | 82% | | 45-120 | 3 | 54 |
| 4-Chloro-3-methylphenol | 69.72 | 75.00 | ug/L | 93% | | 60-121 | 4 | 47 |
| 2,4,5-Trichlorophenol | 73.92 | 75.00 | ug/L | 99% | | 62-124 | 3 | 46 |
| Acenaphthene | 65.32 | 75.00 | ug/L | 87% | | 56-120 | 3 | 46 |
| 4-Nitrophenol | 23.46 | 75.00 | ug/L | 31% | | 17-120 | 6 | 44 |
| 2,4-Dinitrotoluene | 75.16 | 75.00 | ug/L | 100% | | 69-127 | 1 | 40 |
| Pentachlorophenol | 77.94 | 75.00 | ug/L | 104% | | 51-120 | 0 | 42 |
| Pyrene | 70.48 | 75.00 | ug/L | 94% | | 68-123 | 0 | 39 |
| Chrysene | 67.58 | 75.00 | ug/L | 90% | | 66-120 | 1 | 38 |
| Benzo(b)fluoranthene | 72.43 | 75.00 | ug/L | 97% | | 67-120 | 1 | 39 |
| **Surrogates** | | | | | | | | |
| 2-Fluorophenol | 16.85 | 40.00 | ug/L | 42% | | 15-120 | | |
| Phenol-d6 | 10.50 | 40.00 | ug/L | 26% | | 15-120 | | |
| 2,4,6-Tribromophenol | 38.28 | 40.00 | ug/L | 96% | | 15-140 | | |
| Nitrobenzene-d5 | 34.85 | 40.00 | ug/L | 87% | | 15-123 | | |
| 2-Fluorobiphenyl | 32.15 | 40.00 | ug/L | 80% | | 15-120 | | |
| Terphenyl-d14 | 34.20 | 40.00 | ug/L | 85% | | 15-120 | | |

**Type:** Lab Control Sample **Lab ID:** QC1358630 **Batch:** 400310
**Matrix:** Water **Method:** EPA 625.1 **Prep Method:** EPA 3510C

| QC1358630 Analyte | Result | Spiked | Units | Recovery | Qual | Limits |
|---|---|---|---|---|---|---|
| a-Terpineol | 72.90 | 75.00 | ug/L | 97% | | 70-130 |

# Batch QC

| | | | | | |
|---|---|---|---|---|---|
| **Type:** | **Lab Control Sample Duplicate** | **Lab ID:** | **QC1358631** | **Batch:** | **400310** |
| **Matrix:** | **Water** | **Method:** | **EPA 625.1** | **Prep Method:** | **EPA 3510C** |

| QC1358631 Analyte | Result | Spiked | Units | Recovery | Qual | Limits | RPD | RPD Lim |
|---|---|---|---|---|---|---|---|---|
| a-Terpineol | 75.72 | 75.00 | ug/L | 101% | | 70-130 | 4 | 30 |

| | | | | | |
|---|---|---|---|---|---|
| **Type:** | **Lab Control Sample** | **Lab ID:** | **QC1356063** | **Batch:** | **399733** |
| **Matrix:** | **Water** | **Method:** | **EPA 8081A** | **Prep Method:** | **EPA 3510C** |

| QC1356063 Analyte | Result | Spiked | Units | Recovery | Qual | Limits |
|---|---|---|---|---|---|---|
| alpha-BHC | 0.5482 | 0.5000 | ug/L | 110% | | 66-121 |
| beta-BHC | 0.5624 | 0.5000 | ug/L | 112% | | 73-120 |
| gamma-BHC | 0.5711 | 0.5000 | ug/L | 114% | | 68-125 |
| delta-BHC | 0.5446 | 0.5000 | ug/L | 109% | | 68-131 |
| Heptachlor | 0.5602 | 0.5000 | ug/L | 112% | | 63-120 |
| Aldrin | 0.5083 | 0.5000 | ug/L | 102% | | 56-120 |
| Heptachlor epoxide | 0.5669 | 0.5000 | ug/L | 113% | | 65-120 |
| Endosulfan I | 0.5200 | 0.5000 | ug/L | 104% | | 68-124 |
| Dieldrin | 0.5064 | 0.5000 | ug/L | 101% | | 66-124 |
| 4,4'-DDE | 0.5342 | 0.5000 | ug/L | 107% | | 67-131 |
| Endrin | 0.5696 | 0.5000 | ug/L | 114% | | 68-135 |
| Endosulfan II | 0.5602 | 0.5000 | ug/L | 112% | | 71-130 |
| Endosulfan sulfate | 0.5491 | 0.5000 | ug/L | 110% | | 68-128 |
| 4,4'-DDD | 0.4963 | 0.5000 | ug/L | 99% | | 65-130 |
| Endrin aldehyde | 0.5093 | 0.5000 | ug/L | 102% | | 67-124 |
| Endrin ketone | 0.5719 | 0.5000 | ug/L | 114% | | 69-137 |
| 4,4'-DDT | 0.5593 | 0.5000 | ug/L | 112% | | 65-136 |
| Methoxychlor | 0.6475 | 0.5000 | ug/L | 129% | | 69-150 |
| **Surrogates** | | | | | | |
| TCMX | 0.4930 | 0.5000 | ug/L | 99% | | 29-120 |
| Decachlorobiphenyl | 0.6043 | 0.5000 | ug/L | 121% | | 33-132 |

# Batch QC

| Type: | Lab Control Sample Duplicate | Lab ID: | QC1356064 | Batch: | 399733 |
|---|---|---|---|---|---|
| Matrix: | Water | Method: | EPA 8081A | Prep Method: | EPA 3510C |

| QC1356064 Analyte | Result | Spiked | Units | Recovery | Qual | Limits | RPD | RPD Lim |
|---|---|---|---|---|---|---|---|---|
| alpha-BHC | 0.4798 | 0.5000 | ug/L | 96% | | 66-121 | 13 | 20 |
| beta-BHC | 0.4965 | 0.5000 | ug/L | 99% | | 73-120 | 12 | 20 |
| gamma-BHC | 0.5010 | 0.5000 | ug/L | 100% | | 68-125 | 13 | 20 |
| delta-BHC | 0.4761 | 0.5000 | ug/L | 95% | | 68-131 | 13 | 20 |
| Heptachlor | 0.4966 | 0.5000 | ug/L | 99% | | 63-120 | 12 | 24 |
| Aldrin | 0.4535 | 0.5000 | ug/L | 91% | | 56-120 | 11 | 30 |
| Heptachlor epoxide | 0.5003 | 0.5000 | ug/L | 100% | | 65-120 | 12 | 20 |
| Endosulfan I | 0.4560 | 0.5000 | ug/L | 91% | | 68-124 | 13 | 20 |
| Dieldrin | 0.4423 | 0.5000 | ug/L | 88% | | 66-124 | 14 | 22 |
| 4,4'-DDE | 0.4713 | 0.5000 | ug/L | 94% | | 67-131 | 13 | 21 |
| Endrin | 0.4999 | 0.5000 | ug/L | 100% | | 68-135 | 13 | 20 |
| Endosulfan II | 0.4807 | 0.5000 | ug/L | 96% | | 71-130 | 15 | 21 |
| Endosulfan sulfate | 0.4759 | 0.5000 | ug/L | 95% | | 68-128 | 14 | 21 |
| 4,4'-DDD | 0.4307 | 0.5000 | ug/L | 86% | | 65-130 | 14 | 22 |
| Endrin aldehyde | 0.4418 | 0.5000 | ug/L | 88% | | 67-124 | 14 | 20 |
| Endrin ketone | 0.4960 | 0.5000 | ug/L | 99% | | 69-137 | 14 | 21 |
| 4,4'-DDT | 0.4907 | 0.5000 | ug/L | 98% | | 65-136 | 13 | 23 |
| Methoxychlor | 0.5638 | 0.5000 | ug/L | 113% | | 69-150 | 14 | 23 |
| **Surrogates** | | | | | | | | |
| TCMX | 0.4393 | 0.5000 | ug/L | 88% | | 29-120 | | |
| Decachlorobiphenyl | 0.5265 | 0.5000 | ug/L | 105% | | 33-132 | | |

| Type: | Lab Control Sample | Lab ID: | QC1356065 | Batch: | 399733 |
|---|---|---|---|---|---|
| Matrix: | Water | Method: | EPA 8082 | Prep Method: | EPA 3510C |

| QC1356065 Analyte | Result | Spiked | Units | Recovery | Qual | Limits |
|---|---|---|---|---|---|---|
| Aroclor-1016 | 4.632 | 5.000 | ug/L | 93% | | 69-120 |
| Aroclor-1260 | 4.068 | 5.000 | ug/L | 81% | | 72-124 |
| **Surrogates** | | | | | | |
| Decachlorobiphenyl (PCB) | 0.3352 | 0.5000 | ug/L | 67% | | 28-138 |

| Type: | Lab Control Sample Duplicate | Lab ID: | QC1356066 | Batch: | 399733 |
|---|---|---|---|---|---|
| Matrix: | Water | Method: | EPA 8082 | Prep Method: | EPA 3510C |

| QC1356066 Analyte | Result | Spiked | Units | Recovery | Qual | Limits | RPD | RPD Lim |
|---|---|---|---|---|---|---|---|---|
| Aroclor-1016 | 5.063 | 5.000 | ug/L | 101% | | 69-120 | 9 | 22 |
| Aroclor-1260 | 4.499 | 5.000 | ug/L | 90% | | 72-124 | 10 | 25 |
| **Surrogates** | | | | | | | | |
| Decachlorobiphenyl (PCB) | 0.3757 | 0.5000 | ug/L | 75% | | 28-138 | | |

# Batch QC

| Type: Blank | Lab ID: QC1356222 | Batch: 399733 |
|---|---|---|
| Matrix: Water | | |

| QC1356222 Analyte | Result | Qual | Units | RL | MDL | Prepared | Analyzed |
|---|---|---|---|---|---|---|---|
| Method: EPA 8081A<br>Prep Method: EPA 3510C | | | | | | | |
| alpha-BHC | ND | | ug/L | 0.05 | 0.02 | 04/03/26 | 04/03/26 |
| beta-BHC | ND | | ug/L | 0.05 | 0.01 | 04/03/26 | 04/03/26 |
| gamma-BHC | ND | | ug/L | 0.05 | 0.01 | 04/03/26 | 04/03/26 |
| delta-BHC | ND | | ug/L | 0.05 | 0.01 | 04/03/26 | 04/03/26 |
| Heptachlor | ND | | ug/L | 0.05 | 0.01 | 04/03/26 | 04/03/26 |
| Aldrin | ND | | ug/L | 0.05 | 0.01 | 04/03/26 | 04/03/26 |
| Heptachlor epoxide | ND | | ug/L | 0.05 | 0.01 | 04/03/26 | 04/03/26 |
| Endosulfan I | ND | | ug/L | 0.05 | 0.01 | 04/03/26 | 04/03/26 |
| Dieldrin | ND | | ug/L | 0.1 | 0.01 | 04/03/26 | 04/03/26 |
| 4,4'-DDE | ND | | ug/L | 0.1 | 0.04 | 04/03/26 | 04/03/26 |
| Endrin | ND | | ug/L | 0.1 | 0.01 | 04/03/26 | 04/03/26 |
| Endosulfan II | ND | | ug/L | 0.1 | 0.02 | 04/03/26 | 04/03/26 |
| Endosulfan sulfate | ND | | ug/L | 0.1 | 0.02 | 04/03/26 | 04/03/26 |
| 4,4'-DDD | ND | | ug/L | 0.1 | 0.03 | 04/03/26 | 04/03/26 |
| Endrin aldehyde | ND | | ug/L | 0.1 | 0.04 | 04/03/26 | 04/03/26 |
| Endrin ketone | ND | | ug/L | 0.1 | 0.03 | 04/03/26 | 04/03/26 |
| 4,4'-DDT | ND | | ug/L | 0.1 | 0.08 | 04/03/26 | 04/03/26 |
| Methoxychlor | ND | | ug/L | 0.1 | 0.04 | 04/03/26 | 04/03/26 |
| Toxaphene | ND | | ug/L | 2.0 | 0.6 | 04/03/26 | 04/03/26 |
| Chlordane (Technical) | ND | | ug/L | 1.0 | 0.2 | 04/03/26 | 04/03/26 |
| **Surrogates** | | | | **Limits** | | | |
| TCMX | 78% | | %REC | 29-120 | | 04/03/26 | 04/03/26 |
| Decachlorobiphenyl | 64% | | %REC | 33-132 | | 04/03/26 | 04/03/26 |
| Method: EPA 8082<br>Prep Method: EPA 3510C | | | | | | | |
| Aroclor-1016 | ND | | ug/L | 0.50 | 0.30 | 04/03/26 | 04/03/26 |
| Aroclor-1221 | ND | | ug/L | 0.50 | 0.47 | 04/03/26 | 04/03/26 |
| Aroclor-1232 | ND | | ug/L | 0.50 | 0.27 | 04/03/26 | 04/03/26 |
| Aroclor-1242 | ND | | ug/L | 0.50 | 0.29 | 04/03/26 | 04/03/26 |
| Aroclor-1248 | ND | | ug/L | 0.50 | 0.24 | 04/03/26 | 04/03/26 |
| Aroclor-1254 | ND | | ug/L | 0.50 | 0.27 | 04/03/26 | 04/03/26 |
| Aroclor-1260 | ND | | ug/L | 0.50 | 0.33 | 04/03/26 | 04/03/26 |
| Aroclor-1262 | ND | | ug/L | 0.50 | 0.29 | 04/03/26 | 04/03/26 |
| Aroclor-1268 | ND | | ug/L | 0.50 | 0.26 | 04/03/26 | 04/03/26 |
| **Surrogates** | | | | **Limits** | | | |
| Decachlorobiphenyl (PCB) | 63% | | %REC | 28-138 | | 04/03/26 | 04/03/26 |

# Batch QC

| | | | | | |
|---|---|---|---|---|---|
| **Type:** | **Blank** | **Lab ID:** | **QC1355999** | **Batch:** | **399719** |
| **Matrix:** | **Water** | **Method:** | **EPA 8260B** | **Prep Method:** | **EPA 5030B** |

| QC1355999 Analyte | Result | Qual | Units | RL | MDL | Prepared | Analyzed |
|---|---|---|---|---|---|---|---|
| Carbon Disulfide | ND | | ug/L | 5.0 | 0.3 | 04/02/26 | 04/02/26 |
| Chloroprene | ND | | ug/L | 200 | 0.3 | 04/02/26 | 04/02/26 |
| 3-Chloropropene | ND | | ug/L | 5.0 | 0.2 | 04/02/26 | 04/02/26 |
| Ethyl methacrylate | ND | | ug/L | 50 | 2.4 | 04/02/26 | 04/02/26 |
| Ethanol | ND | | ug/L | 500 | 130 | 04/02/26 | 04/02/26 |
| 2-Hexanone | ND | | ug/L | 5.0 | 0.6 | 04/02/26 | 04/02/26 |
| Isopropanol (IPA) | ND | | ug/L | 200 | 40 | 04/02/26 | 04/02/26 |
| Methyl acrylonitrile | ND | | ug/L | 35 | 1.3 | 04/02/26 | 04/02/26 |
| Vinyl Acetate | ND | | ug/L | 50 | 2.4 | 04/02/26 | 04/02/26 |
| Acrolein | ND | | ug/L | 200 | 2.0 | 04/02/26 | 04/02/26 |
| Acrylonitrile | ND | | ug/L | 10 | 0.3 | 04/02/26 | 04/02/26 |
| Freon 12 | ND | | ug/L | 5.0 | 0.2 | 04/02/26 | 04/02/26 |
| Chloromethane | ND | | ug/L | 5.0 | 0.1 | 04/02/26 | 04/02/26 |
| Vinyl Chloride | ND | | ug/L | 5.0 | 0.1 | 04/02/26 | 04/02/26 |
| Bromomethane | ND | | ug/L | 5.0 | 0.3 | 04/02/26 | 04/02/26 |
| Chloroethane | ND | | ug/L | 5.0 | 0.05 | 04/02/26 | 04/02/26 |
| Trichlorofluoromethane | ND | | ug/L | 5.0 | 0.08 | 04/02/26 | 04/02/26 |
| Iodomethane | ND | | ug/L | 5.0 | | 04/02/26 | 04/02/26 |
| Acetone | ND | | ug/L | 100 | 8.8 | 04/02/26 | 04/02/26 |
| Freon 113 | ND | | ug/L | 5.0 | 0.1 | 04/02/26 | 04/02/26 |
| 1,1-Dichloroethene | ND | | ug/L | 5.0 | 0.1 | 04/02/26 | 04/02/26 |
| Methylene Chloride | ND | | ug/L | 10 | 0.2 | 04/02/26 | 04/02/26 |
| MTBE | ND | | ug/L | 5.0 | 0.1 | 04/02/26 | 04/02/26 |
| trans-1,2-Dichloroethene | ND | | ug/L | 5.0 | 0.1 | 04/02/26 | 04/02/26 |
| 1,1-Dichloroethane | ND | | ug/L | 5.0 | 0.07 | 04/02/26 | 04/02/26 |
| 2-Butanone | ND | | ug/L | 10 | 0.9 | 04/02/26 | 04/02/26 |
| cis-1,2-Dichloroethene | ND | | ug/L | 5.0 | 0.09 | 04/02/26 | 04/02/26 |
| 2,2-Dichloropropane | ND | | ug/L | 5.0 | 0.09 | 04/02/26 | 04/02/26 |
| Chloroform | ND | | ug/L | 5.0 | 0.07 | 04/02/26 | 04/02/26 |
| Bromochloromethane | ND | | ug/L | 5.0 | 0.1 | 04/02/26 | 04/02/26 |
| 1,1,1-Trichloroethane | ND | | ug/L | 5.0 | 0.03 | 04/02/26 | 04/02/26 |
| 1,1-Dichloropropene | ND | | ug/L | 5.0 | 0.08 | 04/02/26 | 04/02/26 |
| Carbon Tetrachloride | ND | | ug/L | 5.0 | 0.07 | 04/02/26 | 04/02/26 |
| 1,2-Dichloroethane | ND | | ug/L | 5.0 | 0.09 | 04/02/26 | 04/02/26 |
| Benzene | ND | | ug/L | 1.0 | 0.07 | 04/02/26 | 04/02/26 |
| Trichloroethene | ND | | ug/L | 5.0 | 0.05 | 04/02/26 | 04/02/26 |
| 1,2-Dichloropropane | ND | | ug/L | 5.0 | 0.07 | 04/02/26 | 04/02/26 |
| Bromodichloromethane | ND | | ug/L | 5.0 | 0.05 | 04/02/26 | 04/02/26 |
| Dibromomethane | ND | | ug/L | 5.0 | 0.1 | 04/02/26 | 04/02/26 |
| 4-Methyl-2-Pentanone | ND | | ug/L | 5.0 | 0.5 | 04/02/26 | 04/02/26 |
| cis-1,3-Dichloropropene | ND | | ug/L | 5.0 | 0.08 | 04/02/26 | 04/02/26 |
| Toluene | ND | | ug/L | 5.0 | 0.05 | 04/02/26 | 04/02/26 |
| trans-1,3-Dichloropropene | ND | | ug/L | 5.0 | 0.03 | 04/02/26 | 04/02/26 |
| 1,1,2-Trichloroethane | ND | | ug/L | 5.0 | 0.06 | 04/02/26 | 04/02/26 |
| 1,3-Dichloropropane | ND | | ug/L | 5.0 | 0.1 | 04/02/26 | 04/02/26 |
| Tetrachloroethene | ND | | ug/L | 5.0 | 0.09 | 04/02/26 | 04/02/26 |
| Dibromochloromethane | ND | | ug/L | 5.0 | 0.07 | 04/02/26 | 04/02/26 |

# Batch QC

| QC1355999 Analyte | Result | Qual | Units | RL | MDL | Prepared | Analyzed |
|---|---|---|---|---|---|---|---|
| 1,2-Dibromoethane | ND | | ug/L | 5.0 | 0.07 | 04/02/26 | 04/02/26 |
| Chlorobenzene | ND | | ug/L | 5.0 | 0.05 | 04/02/26 | 04/02/26 |
| 1,1,1,2-Tetrachloroethane | ND | | ug/L | 5.0 | 0.06 | 04/02/26 | 04/02/26 |
| Ethylbenzene | ND | | ug/L | 5.0 | 0.04 | 04/02/26 | 04/02/26 |
| m,p-Xylenes | ND | | ug/L | 5.0 | 0.1 | 04/02/26 | 04/02/26 |
| o-Xylene | ND | | ug/L | 5.0 | 0.06 | 04/02/26 | 04/02/26 |
| Styrene | ND | | ug/L | 5.0 | 0.06 | 04/02/26 | 04/02/26 |
| Bromoform | ND | | ug/L | 5.0 | 0.08 | 04/02/26 | 04/02/26 |
| Isopropylbenzene | ND | | ug/L | 5.0 | 0.06 | 04/02/26 | 04/02/26 |
| 1,1,2,2-Tetrachloroethane | ND | | ug/L | 5.0 | 0.06 | 04/02/26 | 04/02/26 |
| 1,2,3-Trichloropropane | ND | | ug/L | 5.0 | 0.09 | 04/02/26 | 04/02/26 |
| Propylbenzene | ND | | ug/L | 5.0 | 0.05 | 04/02/26 | 04/02/26 |
| Bromobenzene | ND | | ug/L | 5.0 | 0.06 | 04/02/26 | 04/02/26 |
| 1,3,5-Trimethylbenzene | ND | | ug/L | 5.0 | 0.08 | 04/02/26 | 04/02/26 |
| 2-Chlorotoluene | ND | | ug/L | 5.0 | 0.07 | 04/02/26 | 04/02/26 |
| 4-Chlorotoluene | ND | | ug/L | 5.0 | 0.08 | 04/02/26 | 04/02/26 |
| tert-Butylbenzene | ND | | ug/L | 5.0 | 0.07 | 04/02/26 | 04/02/26 |
| 1,2,4-Trimethylbenzene | ND | | ug/L | 5.0 | 0.07 | 04/02/26 | 04/02/26 |
| sec-Butylbenzene | ND | | ug/L | 5.0 | 0.06 | 04/02/26 | 04/02/26 |
| para-Isopropyl Toluene | ND | | ug/L | 5.0 | 0.05 | 04/02/26 | 04/02/26 |
| 1,3-Dichlorobenzene | ND | | ug/L | 5.0 | 0.06 | 04/02/26 | 04/02/26 |
| 1,4-Dichlorobenzene | ND | | ug/L | 5.0 | 0.07 | 04/02/26 | 04/02/26 |
| n-Butylbenzene | ND | | ug/L | 5.0 | 0.08 | 04/02/26 | 04/02/26 |
| 1,2-Dichlorobenzene | ND | | ug/L | 5.0 | 0.04 | 04/02/26 | 04/02/26 |
| 1,2-Dibromo-3-Chloropropane | ND | | ug/L | 5.0 | 0.3 | 04/02/26 | 04/02/26 |
| 1,2,4-Trichlorobenzene | ND | | ug/L | 5.0 | 0.1 | 04/02/26 | 04/02/26 |
| Hexachlorobutadiene | ND | | ug/L | 5.0 | 0.06 | 04/02/26 | 04/02/26 |
| 1,2,3-Trichlorobenzene | ND | | ug/L | 5.0 | 0.09 | 04/02/26 | 04/02/26 |
| cis-1,4-Dichloro-2-butene | ND | | ug/L | 5.0 | 0.3 | 04/02/26 | 04/02/26 |
| trans-1,4-Dichloro-2-butene | ND | | ug/L | 5.0 | 0.2 | 04/02/26 | 04/02/26 |
| Xylene (total) | ND | | ug/L | 5.0 | | 04/02/26 | 04/02/26 |
| **Surrogates** | | | | **Limits** | | | |
| Dibromofluoromethane | 96% | | %REC | 70-130 | | 04/02/26 | 04/02/26 |
| 1,2-Dichloroethane-d4 | 103% | | %REC | 70-130 | | 04/02/26 | 04/02/26 |
| Toluene-d8 | 103% | | %REC | 70-130 | | 04/02/26 | 04/02/26 |
| Bromofluorobenzene | 101% | | %REC | 70-130 | | 04/02/26 | 04/02/26 |

# Batch QC

| Type: | Lab Control Sample | Lab ID: | QC1356002 | Batch: | 399719 |
|---|---|---|---|---|---|
| Matrix: | Water | Method: | EPA 8260B | Prep Method: | EPA 5030B |

| QC1356002 Analyte | Result | Spiked | Units | Recovery | Qual | Limits |
|---|---|---|---|---|---|---|
| 1,1-Dichloroethene | 43.60 | 50.00 | ug/L | 87% | | 69-128 |
| MTBE | 48.02 | 50.00 | ug/L | 96% | | 66-125 |
| Benzene | 45.22 | 50.00 | ug/L | 90% | | 76-121 |
| Trichloroethene | 52.66 | 50.00 | ug/L | 105% | | 76-124 |
| Toluene | 49.44 | 50.00 | ug/L | 99% | | 76-120 |
| Chlorobenzene | 50.54 | 50.00 | ug/L | 101% | | 78-120 |
| **Surrogates** | | | | | | |
| Dibromofluoromethane | 42.35 | 50.00 | ug/L | 85% | | 70-130 |
| 1,2-Dichloroethane-d4 | 45.40 | 50.00 | ug/L | 91% | | 70-130 |
| Toluene-d8 | 51.40 | 50.00 | ug/L | 103% | | 70-130 |
| Bromofluorobenzene | 50.99 | 50.00 | ug/L | 102% | | 70-130 |

| Type: | Lab Control Sample Duplicate | Lab ID: | QC1356003 | Batch: | 399719 |
|---|---|---|---|---|---|
| Matrix: | Water | Method: | EPA 8260B | Prep Method: | EPA 5030B |

| QC1356003 Analyte | Result | Spiked | Units | Recovery | Qual | Limits | RPD | RPD Lim |
|---|---|---|---|---|---|---|---|---|
| 1,1-Dichloroethene | 44.33 | 50.00 | ug/L | 89% | | 69-128 | 2 | 23 |
| MTBE | 50.97 | 50.00 | ug/L | 102% | | 66-125 | 6 | 22 |
| Benzene | 47.53 | 50.00 | ug/L | 95% | | 76-121 | 5 | 21 |
| Trichloroethene | 51.04 | 50.00 | ug/L | 102% | | 76-124 | 3 | 22 |
| Toluene | 49.28 | 50.00 | ug/L | 99% | | 76-120 | 0 | 21 |
| Chlorobenzene | 51.17 | 50.00 | ug/L | 102% | | 78-120 | 1 | 20 |
| **Surrogates** | | | | | | | | |
| Dibromofluoromethane | 46.80 | 50.00 | ug/L | 94% | | 70-130 | | |
| 1,2-Dichloroethane-d4 | 47.44 | 50.00 | ug/L | 95% | | 70-130 | | |
| Toluene-d8 | 51.84 | 50.00 | ug/L | 104% | | 70-130 | | |
| Bromofluorobenzene | 50.64 | 50.00 | ug/L | 101% | | 70-130 | | |

| Type: | Matrix Spike | Lab ID: | QC1356052 | Batch: | 399719 |
|---|---|---|---|---|---|
| Matrix (Source ID): | Water (556536-002) | Method: | EPA 8260B | Prep Method: | EPA 5030B |

| QC1356052 Analyte | Result | Source Sample Result | Spiked | Units | Recovery | Qual | Limits | DF |
|---|---|---|---|---|---|---|---|---|
| 1,1-Dichloroethene | 18.72 | ND | 20.00 | ug/L | 94% | | 62-131 | 1 |
| MTBE | 18.59 | ND | 20.00 | ug/L | 93% | | 61-124 | 1 |
| Benzene | 17.94 | ND | 20.00 | ug/L | 90% | | 70-123 | 1 |
| Trichloroethene | 52.72 | 27.77 | 20.00 | ug/L | 125% | | 65-131 | 1 |
| Toluene | 19.05 | ND | 20.00 | ug/L | 95% | | 69-120 | 1 |
| Chlorobenzene | 20.10 | ND | 20.00 | ug/L | 101% | | 72-121 | 1 |
| **Surrogates** | | | | | | | | |
| Dibromofluoromethane | 45.82 | | 50.00 | ug/L | 92% | | 70-130 | 1 |
| 1,2-Dichloroethane-d4 | 46.94 | | 50.00 | ug/L | 94% | | 70-130 | 1 |
| Toluene-d8 | 50.76 | | 50.00 | ug/L | 102% | | 70-130 | 1 |
| Bromofluorobenzene | 48.95 | | 50.00 | ug/L | 98% | | 70-130 | 1 |

# Batch QC

| Type: | Matrix Spike Duplicate | Lab ID: | QC1356053 | Batch: | 399719 |
|---|---|---|---|---|---|
| Matrix (Source ID): | Water (556536-002) | Method: | EPA 8260B | Prep Method: | EPA 5030B |

| QC1356053 Analyte | Result | Source Sample Result | Spiked | Units | Recovery | Qual | Limits | RPD | RPD Lim | DF |
|---|---|---|---|---|---|---|---|---|---|---|
| 1,1-Dichloroethene | 17.94 | ND | 20.00 | ug/L | 90% | | 62-131 | 4 | 31 | 1 |
| MTBE | 19.57 | ND | 20.00 | ug/L | 98% | | 61-124 | 5 | 30 | 1 |
| Benzene | 18.65 | ND | 20.00 | ug/L | 93% | | 70-123 | 4 | 31 | 1 |
| Trichloroethene | 53.44 | 27.77 | 20.00 | ug/L | 128% | | 65-131 | 1 | 31 | 1 |
| Toluene | 19.42 | ND | 20.00 | ug/L | 97% | | 69-120 | 2 | 29 | 1 |
| Chlorobenzene | 20.47 | ND | 20.00 | ug/L | 102% | | 72-121 | 2 | 29 | 1 |
| **Surrogates** | | | | | | | | | | |
| Dibromofluoromethane | 44.73 | | 50.00 | ug/L | 89% | | 70-130 | | | 1 |
| 1,2-Dichloroethane-d4 | 47.44 | | 50.00 | ug/L | 95% | | 70-130 | | | 1 |
| Toluene-d8 | 51.15 | | 50.00 | ug/L | 102% | | 70-130 | | | 1 |
| Bromofluorobenzene | 49.97 | | 50.00 | ug/L | 100% | | 70-130 | | | 1 |

| Type: | Blank | Lab ID: | QC1356238 | Batch: | 399771 |
|---|---|---|---|---|---|
| Matrix: | Water | Method: | EPA 8270C-SIM | Prep Method: | EPA 3535 |

| QC1356238 Analyte | Result | Qual | Units | RL | MDL | Prepared | Analyzed |
|---|---|---|---|---|---|---|---|
| 1,4-Dioxane | ND | | ug/L | 1.0 | 0.87 | 04/03/26 | 04/03/26 |
| **Surrogates** | | | | Limits | | | |
| 1,4-Dioxane-d8 (SUR) | 97% | | %REC | 80-120 | | 04/03/26 | 04/03/26 |

| Type: | Lab Control Sample | Lab ID: | QC1356239 | Batch: | 399771 |
|---|---|---|---|---|---|
| Matrix: | Water | Method: | EPA 8270C-SIM | Prep Method: | EPA 3535 |

| QC1356239 Analyte | Result | Spiked | Units | Recovery | Qual | Limits |
|---|---|---|---|---|---|---|
| 1,4-Dioxane | 9.077 | 10.00 | ug/L | 91% | | 79-120 |
| **Surrogates** | | | | | | |
| 1,4-Dioxane-d8 (SUR) | 9.760 | 10.00 | ug/L | 98% | | 80-120 |

| Type: | Lab Control Sample Duplicate | Lab ID: | QC1356240 | Batch: | 399771 |
|---|---|---|---|---|---|
| Matrix: | Water | Method: | EPA 8270C-SIM | Prep Method: | EPA 3535 |

| QC1356240 Analyte | Result | Spiked | Units | Recovery | Qual | Limits | RPD | RPD Lim |
|---|---|---|---|---|---|---|---|---|
| 1,4-Dioxane | 8.931 | 10.00 | ug/L | 89% | | 79-120 | 2 | 20 |
| **Surrogates** | | | | | | | | |
| 1,4-Dioxane-d8 (SUR) | 9.723 | 10.00 | ug/L | 97% | | 80-120 | | |

| Type: | Blank | Lab ID: | QC1356278 | Batch: | 399787 |
|---|---|---|---|---|---|
| Matrix: | Water | Method: | SM 4500-CN-E | Prep Method: | METHOD |

| QC1356278 Analyte | Result | Qual | Units | RL | MDL | Prepared | Analyzed |
|---|---|---|---|---|---|---|---|
| Cyanide | ND | | mg/L | 0.0050 | 0.0017 | 04/03/26 | 04/06/26 |

# Batch QC

| Type: | Lab Control Sample | Lab ID: | QC1356279 | Batch: | 399787 |
|---|---|---|---|---|---|
| Matrix: | Water | Method: | SM 4500-CN-E | Prep Method: | METHOD |

| QC1356279 Analyte | Result | Spiked | Units | Recovery | Qual | Limits |
|---|---|---|---|---|---|---|
| Cyanide | 0.1028 | 0.1000 | mg/L | 103% | | 85-115 |

| Type: | Matrix Spike | Lab ID: | QC1356280 | Batch: | 399787 |
|---|---|---|---|---|---|
| Matrix (Source ID): | Filtrate (556815-002) | Method: | SM 4500-CN-E | Prep Method: | METHOD |

| QC1356280 Analyte | Result | Source Sample Result | Spiked | Units | Recovery | Qual | Limits | DF |
|---|---|---|---|---|---|---|---|---|
| Cyanide | 0.1023 | ND | 0.1000 | mg/L | 102% | | 80-120 | 0.5 |

| Type: | Matrix Spike Duplicate | Lab ID: | QC1356281 | Batch: | 399787 |
|---|---|---|---|---|---|
| Matrix (Source ID): | Filtrate (556815-002) | Method: | SM 4500-CN-E | Prep Method: | METHOD |

| QC1356281 Analyte | Result | Source Sample Result | Spiked | Units | Recovery | Qual | Limits | RPD | RPD Lim | DF |
|---|---|---|---|---|---|---|---|---|---|---|
| Cyanide | 0.09797 | ND | 0.1000 | mg/L | 98% | | 80-120 | 4 | 20 | 0.5 |

| Type: | Blank | Lab ID: | QC1356371 | Batch: | 399809 |
|---|---|---|---|---|---|
| Matrix: | Water | Method: | SM 4500-S2-D | Prep Method: | METHOD |

| QC1356371 Analyte | Result | Qual | Units | RL | MDL | Prepared | Analyzed |
|---|---|---|---|---|---|---|---|
| Sulfide | ND | | mg/L | 0.10 | | 04/03/26 | 04/03/26 |

| Type: | Lab Control Sample | Lab ID: | QC1356372 | Batch: | 399809 |
|---|---|---|---|---|---|
| Matrix: | Water | Method: | SM 4500-S2-D | Prep Method: | METHOD |

| QC1356372 Analyte | Result | Spiked | Units | Recovery | Qual | Limits |
|---|---|---|---|---|---|---|
| Sulfide | 1.000 | 1.000 | mg/L | 100% | | 90-110 |

| Type: | Matrix Spike | Lab ID: | QC1356373 | Batch: | 399809 |
|---|---|---|---|---|---|
| Matrix (Source ID): | Drinking Water (556806-004) | Method: | SM 4500-S2-D | Prep Method: | METHOD |

| QC1356373 Analyte | Result | Source Sample Result | Spiked | Units | Recovery | Qual | Limits | DF |
|---|---|---|---|---|---|---|---|---|
| Sulfide | 0.9000 | ND | 1.000 | mg/L | 90% | | 80-120 | 1 |

| Type: | Matrix Spike Duplicate | Lab ID: | QC1356374 | Batch: | 399809 |
|---|---|---|---|---|---|
| Matrix (Source ID): | Drinking Water (556806-004) | Method: | SM 4500-S2-D | Prep Method: | METHOD |

| QC1356374 Analyte | Result | Source Sample Result | Spiked | Units | Recovery | Qual | Limits | RPD | RPD Lim | DF |
|---|---|---|---|---|---|---|---|---|---|---|
| Sulfide | 1.000 | ND | 1.000 | mg/L | 100% | | 80-120 | 11 | 20 | 1 |

# Batch QC

| Type: Blank | Lab ID: QC1356174 | Batch: 399758 |
|---|---|---|
| Matrix: Water | Method: SM 5310B | Prep Method: SM 5310B |

| QC1356174 Analyte | Result | Qual | Units | RL | MDL | Prepared | Analyzed |
|---|---|---|---|---|---|---|---|
| Total Organic Carbon | ND | | mg/L | 1.0 | 0.49 | 04/03/26 | 04/03/26 |

| Type: Lab Control Sample | Lab ID: QC1356175 | Batch: 399758 |
|---|---|---|
| Matrix: Water | Method: SM 5310B | Prep Method: SM 5310B |

| QC1356175 Analyte | Result | Spiked | Units | Recovery | Qual | Limits |
|---|---|---|---|---|---|---|
| Total Organic Carbon | 22.71 | 25.00 | mg/L | 91% | | 85-115 |

| Type: Matrix Spike | Lab ID: QC1356176 | Batch: 399758 |
|---|---|---|
| Matrix (Source ID): Water (556787-001) | Method: SM 5310B | Prep Method: SM 5310B |

| QC1356176 Analyte | Result | Source Sample Result | Spiked | Units | Recovery | Qual | Limits | DF |
|---|---|---|---|---|---|---|---|---|
| Total Organic Carbon | 47,530 | 31050 | 12500 | mg/L | 132% | * | 75-125 | 500 |

| Type: Matrix Spike Duplicate | Lab ID: QC1356177 | Batch: 399758 |
|---|---|---|
| Matrix (Source ID): Water (556787-001) | Method: SM 5310B | Prep Method: SM 5310B |

| QC1356177 Analyte | Result | Source Sample Result | Spiked | Units | Recovery | Qual | Limits | RPD | RPD Lim | DF |
|---|---|---|---|---|---|---|---|---|---|---|
| Total Organic Carbon | 46,660 | 31050 | 12500 | mg/L | 125% | | 75-125 | 2 | 25 | 500 |

| Type: Sample Duplicate | Lab ID: QC1355989 | Batch: 399713 |
|---|---|---|
| Matrix (Source ID): Water (556705-001) | Method: SM2130B | |

| QC1355989 Analyte | Result | Source Sample Result | Units | Qual | RPD | RPD Lim | DF |
|---|---|---|---|---|---|---|---|
| Turbidity | 13.10 | 15.80 | NTU | | 19 | 20 | 1 |

| Type: Blank | Lab ID: QC1356255 | Batch: 399781 |
|---|---|---|
| Matrix: Water | Method: SM2320B | Prep Method: METHOD |

| QC1356255 Analyte | Result | Qual | Units | RL | MDL | Prepared | Analyzed |
|---|---|---|---|---|---|---|---|
| Bicarbonate | ND | | mg/L | 2.0 | | 04/03/26 | 04/03/26 |
| Alkalinity, Total as CaCO3 | ND | | mg/L | 2.0 | | 04/03/26 | 04/03/26 |

| Type: Lab Control Sample | Lab ID: QC1356256 | Batch: 399781 |
|---|---|---|
| Matrix: Water | Method: SM2320B | Prep Method: METHOD |

| QC1356256 Analyte | Result | Spiked | Units | Recovery | Qual | Limits |
|---|---|---|---|---|---|---|
| Alkalinity, Total as CaCO3 | 98.52 | 100.0 | mg/L | 99% | | 90-110 |

# Batch QC

| Type: | Sample Duplicate | Lab ID: | QC1356257 | Batch: | 399781 |
|---|---|---|---|---|---|
| Matrix (Source ID): | Water (556785-001) | Method: | SM2320B | Prep Method: | METHOD |

| QC1356257 Analyte | Result | Source Sample Result | Units | Qual | RPD | RPD Lim | DF |
|---|---|---|---|---|---|---|---|
| Bicarbonate | 157.2 | 154.2 | mg/L | | 2 | 20 | 2.5 |
| Alkalinity, Total as CaCO3 | 128.9 | 126.4 | mg/L | | 2 | 20 | 2.5 |

| Type: | Sample Duplicate | Lab ID: | QC1356360 | Batch: | 399805 |
|---|---|---|---|---|---|
| Matrix (Source ID): | Water (556785-001) | Method: | SM2510B | Prep Method: | METHOD |

| QC1356360 Analyte | Result | Source Sample Result | Units | Qual | RPD | RPD Lim | DF |
|---|---|---|---|---|---|---|---|
| Specific Conductance | 771.7 | 764.1 | umhos/cm | | 1 | 20 | 1 |

| Type: | Sample Duplicate | Lab ID: | QC1356361 | Batch: | 399805 |
|---|---|---|---|---|---|
| Matrix (Source ID): | Water (556785-003) | Method: | SM2510B | Prep Method: | METHOD |

| QC1356361 Analyte | Result | Source Sample Result | Units | Qual | RPD | RPD Lim | DF |
|---|---|---|---|---|---|---|---|
| Specific Conductance | 720.1 | 707.8 | umhos/cm | | 2 | 20 | 1 |

| Type: | Blank | Lab ID: | QC1356351 | Batch: | 399803 |
|---|---|---|---|---|---|
| Matrix: | Water | Method: | SM2540C | Prep Method: | METHOD |

| QC1356351 Analyte | Result | Qual | Units | RL | MDL | Prepared | Analyzed |
|---|---|---|---|---|---|---|---|
| Total Dissolved Solids | ND | | mg/L | 20 | | 04/03/26 | 04/04/26 |

| Type: | Lab Control Sample | Lab ID: | QC1356352 | Batch: | 399803 |
|---|---|---|---|---|---|
| Matrix: | Water | Method: | SM2540C | Prep Method: | METHOD |

| QC1356352 Analyte | Result | Spiked | Units | Recovery | Qual | Limits |
|---|---|---|---|---|---|---|
| Total Dissolved Solids | 1,002 | 1000 | mg/L | 100% | | 90-110 |

| Type: | Sample Duplicate | Lab ID: | QC1356353 | Batch: | 399803 |
|---|---|---|---|---|---|
| Matrix (Source ID): | Water (556785-001) | Method: | SM2540C | Prep Method: | METHOD |

| QC1356353 Analyte | Result | Source Sample Result | Units | Qual | RPD | RPD Lim | DF |
|---|---|---|---|---|---|---|---|
| Total Dissolved Solids | 518.0 | 502.0 | mg/L | | 3 | 5 | 2 |

# Batch QC

| Type: | Sample Duplicate | Lab ID: | QC1356354 | Batch: | 399803 |
|---|---|---|---|---|---|
| Matrix (Source ID): | Water (556785-003) | Method: | SM2540C | Prep Method: | METHOD |

| QC1356354 Analyte | Result | Source Sample Result | Units | Qual | RPD | RPD Lim | DF |
|---|---|---|---|---|---|---|---|
| Total Dissolved Solids | 494.0 | 490.0 | mg/L | | 1 | 5 | 2 |

| Type: | Blank | Lab ID: | QC1356394 | Batch: | 399818 |
|---|---|---|---|---|---|
| Matrix: | Water | Method: | SM2540D | Prep Method: | METHOD |

| QC1356394 Analyte | Result | Qual | Units | RL | MDL | Prepared | Analyzed |
|---|---|---|---|---|---|---|---|
| Total Suspended Solids | ND | | mg/L | 0.5 | | 04/03/26 | 04/04/26 |

| Type: | Lab Control Sample | Lab ID: | QC1356395 | Batch: | 399818 |
|---|---|---|---|---|---|
| Matrix: | Water | Method: | SM2540D | Prep Method: | METHOD |

| QC1356395 Analyte | Result | Spiked | Units | Recovery | Qual | Limits |
|---|---|---|---|---|---|---|
| Total Suspended Solids | 100.7 | 100.0 | mg/L | 101% | | 90-110 |

| Type: | Lab Control Sample Duplicate | Lab ID: | QC1356396 | Batch: | 399818 |
|---|---|---|---|---|---|
| Matrix: | Water | Method: | SM2540D | Prep Method: | METHOD |

| QC1356396 Analyte | Result | Spiked | Units | Recovery | Qual | Limits | RPD | RPD Lim |
|---|---|---|---|---|---|---|---|---|
| Total Suspended Solids | 101.5 | 100.0 | mg/L | 101% | | 90-110 | 1 | 5 |

| Type: | Sample Duplicate | Lab ID: | QC1356397 | Batch: | 399818 |
|---|---|---|---|---|---|
| Matrix (Source ID): | Water (556412-002) | Method: | SM2540D | Prep Method: | METHOD |

| QC1356397 Analyte | Result | Source Sample Result | Units | Qual | RPD | RPD Lim | DF |
|---|---|---|---|---|---|---|---|
| Total Suspended Solids | 2,089 | 2025 | mg/L | | 3 | 5 | 1 |

| Type: | Sample Duplicate | Lab ID: | QC1356398 | Batch: | 399818 |
|---|---|---|---|---|---|
| Matrix (Source ID): | Water (556413-001) | Method: | SM2540D | Prep Method: | METHOD |

| QC1356398 Analyte | Result | Source Sample Result | Units | Qual | RPD | RPD Lim | DF |
|---|---|---|---|---|---|---|---|
| Total Suspended Solids | 1,220 | 1413 | mg/L | | 15* | 5 | 1 |

| Type: | Blank | Lab ID: | QC1356207 | Batch: | 399764 |
|---|---|---|---|---|---|
| Matrix: | Water | Method: | SM5210B | Prep Method: | METHOD |

| QC1356207 Analyte | Result | Qual | Units | RL | MDL | Prepared | Analyzed |
|---|---|---|---|---|---|---|---|
| Biochemical Oxygen Demand | ND | | mg/L | 3.0 | | 04/03/26 10:24 | 04/08/26 14:15 |

# Batch QC

| Type: | Lab Control Sample | Lab ID: | QC1356208 | Batch: | 399764 |
|---|---|---|---|---|---|
| Matrix: | Water | Method: | SM5210B | Prep Method: | METHOD |

| QC1356208 Analyte | Result | Spiked | Units | Recovery | Qual | Limits |
|---|---|---|---|---|---|---|
| Biochemical Oxygen Demand | 187.1 | 198.0 | mg/L | 94% | | 84.6-115.4 |

| Type: | Sample Duplicate | Lab ID: | QC1356209 | Batch: | 399764 |
|---|---|---|---|---|---|
| Matrix (Source ID): | Water (556413-002) | Method: | SM5210B | Prep Method: | METHOD |

| QC1356209 Analyte | Result | Source Sample Result | Units | Qual | RPD | RPD Lim | DF |
|---|---|---|---|---|---|---|---|
| Biochemical Oxygen Demand | 2,176 | 2172 | mg/L | | 0 | 30 | 1 |

| Type: | Blank | Lab ID: | QC1356164 | Batch: | 399755 |
|---|---|---|---|---|---|
| Matrix: | Water | Method: | SM5220D | Prep Method: | SM 5220D |

| QC1356164 Analyte | Result | Qual | Units | RL | MDL | Prepared | Analyzed |
|---|---|---|---|---|---|---|---|
| Chemical Oxygen Demand | ND | | mg/L | 4.0 | 2.6 | 04/03/26 | 04/03/26 |

| Type: | Lab Control Sample | Lab ID: | QC1356165 | Batch: | 399755 |
|---|---|---|---|---|---|
| Matrix: | Water | Method: | SM5220D | Prep Method: | SM 5220D |

| QC1356165 Analyte | Result | Spiked | Units | Recovery | Qual | Limits |
|---|---|---|---|---|---|---|
| Chemical Oxygen Demand | 110.0 | 100.0 | mg/L | 110% | | 90-110 |

| Type: | Matrix Spike | Lab ID: | QC1356166 | Batch: | 399755 |
|---|---|---|---|---|---|
| Matrix (Source ID): | Water (556785-001) | Method: | SM5220D | Prep Method: | SM 5220D |

| QC1356166 Analyte | Result | Source Sample Result | Spiked | Units | Recovery | Qual | Limits | DF |
|---|---|---|---|---|---|---|---|---|
| Chemical Oxygen Demand | 178.0 | 72.00 | 100.0 | mg/L | 106% | | 75-125 | 2 |

| Type: | Matrix Spike Duplicate | Lab ID: | QC1356167 | Batch: | 399755 |
|---|---|---|---|---|---|
| Matrix (Source ID): | Water (556785-001) | Method: | SM5220D | Prep Method: | SM 5220D |

| QC1356167 Analyte | Result | Source Sample Result | Spiked | Units | Recovery | Qual | Limits | RPD | RPD Lim | DF |
|---|---|---|---|---|---|---|---|---|---|---|
| Chemical Oxygen Demand | 172.0 | 72.00 | 100.0 | mg/L | 100% | | 75-125 | 3 | 20 | 2 |

* Value is outside QC limits
E Response exceeds instrument's linear range
J Estimated value
ND Not Detected
NM Not Meaningful
b See narrative

**Laboratory Job Number 556785**

**Subcontracted Products**

**Pace Laboratories**

Date of Report: 04/22/2026

David Tripp

Enthalpy Analytical - Orange
931 West Barkley Avenue
Orange, CA 92868

| | |
|---|---|
| Client Project: | EO-556785 |
| Pace Project: | Chiquita Canyon Landfill Stormwater |
| Pace Work Order: | 2604861 |
| Invoice ID: | B534221 |

Enclosed are the results of analyses for samples received by the laboratory on 4/7/2026. If you have any questions concerning this report, please feel free to contact me.

Sincerely,

Shaniah Underwood

Contact Person: Shaniah Underwood
Client Service Rep.

Steven Bennett

Steven Bennett
Operations Manager

Certifications: CA ELAP #1186; NV #CA00014; OR ELAP #4032-001; AK UST101

*The results in this report apply to the samples analyzed in accordance with the chain of custody document. This analytical report must be reproduced in its entirety.*
All results listed in this report are for the exclusive use of the submitting party. Pace Analytical assumes no responsibility for report alteration, separation, detachment or third party interpretation.

# Table of Contents


**Sample Information**

Chain of Custody and Cooler Receipt form ..... 3
Laboratory / Client Sample Cross Reference ..... 5

**Sample Results**

**2604861-01 - CCLSB01260402**

Organo-Phosphorus Pesticide Analysis (EPA Method 8141A) ..... 6

**2604861-03 - CCLSB03260402**

Organo-Phosphorus Pesticide Analysis (EPA Method 8141A) ..... 7

**Quality Control Reports**

**Organo-Phosphorus Pesticide Analysis (EPA Method 8141A)**

Method Blank Analysis ..... 8
Laboratory Control Sample ..... 9
Precision and Accuracy ..... 10

**Notes**

Notes and Definitions ..... 11



*The results in this report apply to the samples analyzed in accordance with the chain of custody document. This analytical report must be reproduced in its entirety.*
All results listed in this report are for the exclusive use of the submitting party. Pace Analytical assumes no responsibility for report alteration, separation, detachment or third party interpretation.

ENTHALPY ANALYTICAL

931 West Barkley Ave
Orange, CA 92868
(714) 771-6900

2604861

2604861

Subcontract Laboratory:
Pace Laboratories
4100 Atlas Court
Bakersfield, CA 93308
ATTN: Ragen Schallock
PO #: Required, to be sent via email

Enthalpy Order: EO-556785
PM: David Tripp
Email: david.tripp@enthalpy.com
CC: incomingreports@enthalpy.com
Phone: 657-581-4710

Results Due: 04/14/26 w Hold Time RUSH
Report Level: II
Report To: MDL
EDDs: ELM_TransferOut (Standard Excel Transfer EDD, 3 tabs)

Notes:
CHIQUITA Stormwater - No dilutions please unless absolutely necessary due to matrix or other technically valid reason, requiring clear, technical explanation for client's regulator in your Case Narrative.HOLD 002 and 004 pending client update. Hold Time RUSH only if necessary to meet the hold times.

| Sample ID | Collected | Lab ID | # Cont. | Matrix | Analysis Requested | Comment |
|---|---|---|---|---|---|---|
| CCLSB01260402 | 02-APR-2026 11:50 | 556785-001 | 1 | Water | Organophosphorus Pesticides | |
| CCLSB02260402 - HOLD | 02-APR-2026 13:30 | 556785-002 | 1 | Water | Organophosphorus Pesticides | HOLD 002 and 004 pending client update. |
| CCLSB03260402 | 02-APR-2026 14:15 | 556785-003 | 1 | Water | Organophosphorus Pesticides | |
| CCLSB04260402 - HOLD | 02-APR-2026 15:50 | 556785-004 | 1 | Water | Organophosphorus Pesticides | HOLD 002 and 004 pending client update. |

| Notes: | Relinquished By: | Received By: |
|---|---|---|
| | [signature] | TODD L |
| | Date: 4-6-26 14:57 | Date: 3/7/26 1010 |
| | Date: | Date: |
| | Date: | Date: |

CHK BY
DISTRIBUTION
SUB OUT

**Chain of Custody and Cooler Receipt Form for 2604861 Page 2 of 2**

| PACE ANALYTICAL | COOLER RECEIPT FORM | Page 1 Of 1 |
|---|---|---|
| Submission #: 2604861 | | |

| SHIPPING INFORMATION | SHIPPING CONTAINER | FREE LIQUID |
|---|---|---|
| Fed Ex ☑ UPS ☐ GSO / GLS ☐ Hand Delivery ☐<br>Pace Lab Field Service ☐ Other ☐ (Specify)_____ | Ice Chest ☑ None ☐ Box ☐<br>Other ☐ (Specify)_____ | YES ☑ NO ☐<br>W / S |

Refrigerant: Ice ☑ Blue Ice ☐ None ☐ Other ☐ Comments:

Custody Seals Ice Chest ☐ Intact? Yes ☐ No ☐ Containers ☐ Intact? Yes ☐ No ☐ None ☑ Comments:

All samples received? Yes ☑ No ☐ All samples containers intact? Yes ☑ No ☐ Description(s) match COC? Yes ☑ No ☐

COC Received ☑ YES ☐ NO

Emissivity: 0.97 Container: N/A Thermometer ID: 374 Date/Time 4/17/24

Temperature: (A) 1.4 °C / (C) 1.2 °C Analyst Init TJC 1010

| SAMPLE CONTAINERS | SAMPLE NUMBERS 1 | 2 | 3 | 4 | 5 | 6 | 7 | 8 | 9 | 10 |
|---|---|---|---|---|---|---|---|---|---|---|
| QT PE UNPRES | | | | | | | | | | |
| 4oz / 8oz / 16oz PE UNPRES | | | | | | | | | | |
| 2oz $Cr^{+6}$ | | | | | | | | | | |
| QT INORGANIC CHEMICAL METALS | | | | | | | | | | |
| INORGANIC CHEMICAL METALS 4oz / 8oz / 16oz | | | | | | | | | | |
| PT CYANIDE | | | | | | | | | | |
| PT NITROGEN FORMS | | | | | | | | | | |
| PT TOTAL SULFIDE | | | | | | | | | | |
| 2oz. NITRATE / NITRITE | | | | | | | | | | |
| PT TOTAL ORGANIC CARBON | | | | | | | | | | |
| PT CHEMICAL OXYGEN DEMAND | | | | | | | | | | |
| PtA PHENOLICS | | | | | | | | | | |
| 40ml VOA VIAL TRAVEL BLANK | | | | | | | | | | |
| 40ml VOA VIAL | | | | | | | | | | |
| QT EPA 1664B | | | | | | | | | | |
| PT ODOR | | | | | | | | | | |
| RADIOLOGICAL | | | | | | | | | | |
| BACTERIOLOGICAL | | | | | | | | | | |
| 40 ml VOA VIAL- 504 | | | | | | | | | | |
| QT EPA 508/608.3/8081A | | | | | | | | | | |
| QT EPA 515.1/8151A | | | | | | | | | | |
| QT EPA 525.2 | | | | | | | | | | |
| QT EPA 525.2 TRAVEL BLANK | | | | | | | | | | |
| 40ml EPA 547 | | | | | | | | | | |
| 40ml EPA 531.1 | | | | | | | | | | |
| 8oz EPA 548.1 | | | | | | | | | | |
| QT EPA 549.2 | | | | | | | | | | |
| QT EPA 8015M | | | | | | | | | | |
| QT EPA 8270C | | | | | | | | | | |
| 8oz / 16oz / 32oz AMBER | A | A | A | A | | | | | | |
| 8oz / 16oz / 32oz JAR | | | | | | | | | | |
| SOIL SLEEVE | | | | | | | | | | |
| PCB VIAL | | | | | | | | | | |
| PLASTIC BAG | | | | | | | | | | |
| TEDLAR BAG | | | | | | | | | | |
| FERROUS IRON | | | | | | | | | | |
| ENCORE | | | | | | | | | | |
| SMART KIT | | | | | | | | | | |
| SUMMA CANISTER | | | | | | | | | | |

Comments:

Sample Numbering Completed By: TJC Date/Time: 4/17/24 1125

A = Actual / C = Corrected

Rev 23 05/20/22

[S:\WPDoc\WordPerfect\LAB_DOCS\FORMS\SAMREC rev 20]

Pace Analytical
ENVIRONMENTAL SCIENCES

| | |
|---|---|
| Enthalpy Analytical - Orange | **Reported:** 04/22/2026 10:57 |
| 931 West Barkley Avenue | Project: Chiquita Canyon Landfill Stormwater |
| Orange, CA 92868 | Project Number: EO-556785 |
| | Project Manager: David Tripp |

# Laboratory / Client Sample Cross Reference

| Laboratory | Client Sample Information | | | |
|---|---|---|---|---|
| **2604861-01** | **COC Number:** | — | **Receive Date:** | 04/07/2026 10:10 |
| | **Project Number:** | — | **Sampling Date:** | 04/02/2026 11:50 |
| | **Sampling Location:** | — | **Sample Depth:** | — |
| | **Sampling Point:** | CCLSB01260402 | **Lab Matrix:** | Water |
| | **Sampled By:** | client | **Sample Type:** | Water |
| **2604861-02** | **COC Number:** | — | **Receive Date:** | 04/07/2026 10:10 |
| | **Project Number:** | — | **Sampling Date:** | 04/02/2026 13:30 |
| | **Sampling Location:** | — | **Sample Depth:** | — |
| | **Sampling Point:** | CCLSB02260402 | **Lab Matrix:** | Water |
| | **Sampled By:** | client | **Sample Type:** | Water |
| **2604861-03** | **COC Number:** | — | **Receive Date:** | 04/07/2026 10:10 |
| | **Project Number:** | — | **Sampling Date:** | 04/02/2026 14:15 |
| | **Sampling Location:** | — | **Sample Depth:** | — |
| | **Sampling Point:** | CCLSB03260402 | **Lab Matrix:** | Water |
| | **Sampled By:** | client | **Sample Type:** | Water |
| **2604861-04** | **COC Number:** | — | **Receive Date:** | 04/07/2026 10:10 |
| | **Project Number:** | — | **Sampling Date:** | 04/02/2026 15:50 |
| | **Sampling Location:** | — | **Sample Depth:** | — |
| | **Sampling Point:** | CCLSB04260402 | **Lab Matrix:** | Water |
| | **Sampled By:** | client | **Sample Type:** | Water |

*The results in this report apply to the samples analyzed in accordance with the chain of custody document. This analytical report must be reproduced in its entirety.*
All results listed in this report are for the exclusive use of the submitting party. Pace Analytical assumes no responsibility for report alteration, separation, detachment or third party interpretation.

Pace Analytical
ENVIRONMENTAL SCIENCES

Enthalpy Analytical - Orange
931 West Barkley Avenue
Orange, CA 92868

**Reported:** 04/22/2026 10:57
Project: Chiquita Canyon Landfill Stormwater
Project Number: EO-556785
Project Manager: David Tripp

# Organo-Phosphorus Pesticide Analysis (EPA Method 8141A)

**Pace Sample ID:** 2604861-01 | **Client Sample Name:** CCLSB01260402, 4/2/2026 11:50:00AM, client

| Constituent | Result | Units | PQL | MDL | Method | MB Bias | Lab Quals | DCN |
|---|---|---|---|---|---|---|---|---|
| Azinphos methyl | ND | ug/L | 0.50 | 0.12 | EPA-8141A | ND | | 1 |
| Bolstar | ND | ug/L | 0.20 | 0.050 | EPA-8141A | ND | | 1 |
| Chlorpyrifos | ND | ug/L | 0.20 | 0.050 | EPA-8141A | ND | | 1 |
| Coumaphos | ND | ug/L | 0.50 | 0.11 | EPA-8141A | ND | | 1 |
| Demeton O/S | ND | ug/L | 0.20 | 0.056 | EPA-8141A | ND | | 1 |
| Diazinon | ND | ug/L | 0.20 | 0.050 | EPA-8141A | ND | | 1 |
| Dichlorvos | ND | ug/L | 0.20 | 0.050 | EPA-8141A | ND | | 1 |
| Disulfoton | ND | ug/L | 0.20 | 0.050 | EPA-8141A | ND | | 1 |
| Ethoprop | ND | ug/L | 0.20 | 0.052 | EPA-8141A | ND | | 1 |
| Fensulfothion | ND | ug/L | 0.20 | 0.051 | EPA-8141A | ND | | 1 |
| Fenthion | ND | ug/L | 0.20 | 0.050 | EPA-8141A | ND | | 1 |
| Merphos | ND | ug/L | 0.20 | 0.050 | EPA-8141A | ND | | 1 |
| Methyl parathion | ND | ug/L | 0.20 | 0.050 | EPA-8141A | ND | | 1 |
| Mevinphos | ND | ug/L | 0.20 | 0.050 | EPA-8141A | ND | | 1 |
| Naled | ND | ug/L | 0.50 | 0.17 | EPA-8141A | ND | | 1 |
| Phorate | ND | ug/L | 0.20 | 0.066 | EPA-8141A | ND | | 1 |
| Ronnel (Fenchlorphos) | ND | ug/L | 0.20 | 0.050 | EPA-8141A | ND | | 1 |
| Stirophos (Tetrachlorvinphos) | ND | ug/L | 0.20 | 0.082 | EPA-8141A | ND | | 1 |
| Tokuthion (Prothiofos) | ND | ug/L | 0.20 | 0.050 | EPA-8141A | ND | | 1 |
| Trichloronate | ND | ug/L | 0.20 | 0.050 | EPA-8141A | ND | | 1 |
| Triphenylphosphate (Surrogate) | 59.8 | % | 50 - 130 (LCL - UCL) | | EPA-8141A | | | 1 |

| DCN | Method | Prep Date | Run Date/Time | Analyst | Instrument | Dilution | QC Batch ID | Prep Method |
|---|---|---|---|---|---|---|---|---|
| 1 | EPA-8141A | 04/09/26 11:45 | 04/10/26 22:45 | IJC | GC-18 | 0.962 | B230202 | EPA 3510C |

DCN = Data Continuation Number

*The results in this report apply to the samples analyzed in accordance with the chain of custody document. This analytical report must be reproduced in its entirety.*
All results listed in this report are for the exclusive use of the submitting party. Pace Analytical assumes no responsibility for report alteration, separation, detachment or third party interpretation.

Pace Analytical
ENVIRONMENTAL SCIENCES

Enthalpy Analytical - Orange
931 West Barkley Avenue
Orange, CA 92868

**Reported:** 04/22/2026 10:57
Project: Chiquita Canyon Landfill Stormwater
Project Number: EO-556785
Project Manager: David Tripp

# Organo-Phosphorus Pesticide Analysis (EPA Method 8141A)

**Pace Sample ID:** 2604861-03 | **Client Sample Name:** CCLSB03260402, 4/2/2026 2:15:00PM, client

| Constituent | Result | Units | PQL | MDL | Method | MB Bias | Lab Quals | DCN |
|---|---|---|---|---|---|---|---|---|
| Azinphos methyl | ND | ug/L | 0.50 | 0.12 | EPA-8141A | ND | | 1 |
| Bolstar | ND | ug/L | 0.20 | 0.050 | EPA-8141A | ND | | 1 |
| Chlorpyrifos | ND | ug/L | 0.20 | 0.050 | EPA-8141A | ND | | 1 |
| Coumaphos | ND | ug/L | 0.50 | 0.11 | EPA-8141A | ND | | 1 |
| Demeton O/S | ND | ug/L | 0.20 | 0.056 | EPA-8141A | ND | | 1 |
| Diazinon | ND | ug/L | 0.20 | 0.050 | EPA-8141A | ND | | 1 |
| Dichlorvos | ND | ug/L | 0.20 | 0.050 | EPA-8141A | ND | | 1 |
| Disulfoton | ND | ug/L | 0.20 | 0.050 | EPA-8141A | ND | | 1 |
| Ethoprop | ND | ug/L | 0.20 | 0.052 | EPA-8141A | ND | | 1 |
| Fensulfothion | ND | ug/L | 0.20 | 0.051 | EPA-8141A | ND | | 1 |
| Fenthion | ND | ug/L | 0.20 | 0.050 | EPA-8141A | ND | | 1 |
| Merphos | ND | ug/L | 0.20 | 0.050 | EPA-8141A | ND | | 1 |
| Methyl parathion | ND | ug/L | 0.20 | 0.050 | EPA-8141A | ND | | 1 |
| Mevinphos | ND | ug/L | 0.20 | 0.050 | EPA-8141A | ND | | 1 |
| Naled | ND | ug/L | 0.50 | 0.17 | EPA-8141A | ND | | 1 |
| Phorate | ND | ug/L | 0.20 | 0.066 | EPA-8141A | ND | | 1 |
| Ronnel (Fenchlorphos) | ND | ug/L | 0.20 | 0.050 | EPA-8141A | ND | | 1 |
| Stirophos (Tetrachlorvinphos) | ND | ug/L | 0.20 | 0.082 | EPA-8141A | ND | | 1 |
| Tokuthion (Prothiofos) | ND | ug/L | 0.20 | 0.050 | EPA-8141A | ND | | 1 |
| Trichloronate | ND | ug/L | 0.20 | 0.050 | EPA-8141A | ND | | 1 |
| Triphenylphosphate (Surrogate) | 43.0 | % | 50 - 130 (LCL - UCL) | | EPA-8141A | | S09 | 1 |

| DCN | Method | Prep Date | Run Date/Time | Analyst | Instrument | Dilution | QC Batch ID | Prep Method |
|---|---|---|---|---|---|---|---|---|
| 1 | EPA-8141A | 04/09/26 11:45 | 04/10/26 23:44 | IJC | GC-18 | 0.980 | B230202 | EPA 3510C |

DCN = Data Continuation Number

*The results in this report apply to the samples analyzed in accordance with the chain of custody document. This analytical report must be reproduced in its entirety.*
All results listed in this report are for the exclusive use of the submitting party. Pace Analytical assumes no responsibility for report alteration, separation, detachment or third party interpretation.

Pace Analytical
ENVIRONMENTAL SCIENCES

Enthalpy Analytical - Orange
931 West Barkley Avenue
Orange, CA 92868

**Reported:** 04/22/2026 10:57
Project: Chiquita Canyon Landfill Stormwater
Project Number: EO-556785
Project Manager: David Tripp

# Organo-Phosphorus Pesticide Analysis (EPA Method 8141A)

## Quality Control Report - Method Blank Analysis

| Constituent | QC Sample ID | MB Result | Units | PQL | MDL | Lab Quals | Run # |
|---|---|---|---|---|---|---|---|
| **QC Batch ID: B230202** | | | | | | | |
| Azinphos methyl | B230202-BLK1 | ND | ug/L | 0.50 | 0.12 | | 1 |
| Bolstar | B230202-BLK1 | ND | ug/L | 0.20 | 0.050 | | 1 |
| Chlorpyrifos | B230202-BLK1 | ND | ug/L | 0.20 | 0.050 | | 1 |
| Coumaphos | B230202-BLK1 | ND | ug/L | 0.50 | 0.11 | | 1 |
| Demeton O/S | B230202-BLK1 | ND | ug/L | 0.20 | 0.056 | | 1 |
| Diazinon | B230202-BLK1 | ND | ug/L | 0.20 | 0.050 | | 1 |
| Dichlorvos | B230202-BLK1 | ND | ug/L | 0.20 | 0.050 | | 1 |
| Disulfoton | B230202-BLK1 | ND | ug/L | 0.20 | 0.050 | | 1 |
| Ethoprop | B230202-BLK1 | ND | ug/L | 0.20 | 0.052 | | 1 |
| Fensulfothion | B230202-BLK1 | ND | ug/L | 0.20 | 0.051 | | 1 |
| Fenthion | B230202-BLK1 | ND | ug/L | 0.20 | 0.050 | | 1 |
| Merphos | B230202-BLK1 | ND | ug/L | 0.20 | 0.050 | | 1 |
| Methyl parathion | B230202-BLK1 | ND | ug/L | 0.20 | 0.050 | | 1 |
| Mevinphos | B230202-BLK1 | ND | ug/L | 0.20 | 0.050 | | 1 |
| Naled | B230202-BLK1 | ND | ug/L | 0.50 | 0.17 | | 1 |
| Phorate | B230202-BLK1 | ND | ug/L | 0.20 | 0.066 | | 1 |
| Ronnel (Fenchlorphos) | B230202-BLK1 | ND | ug/L | 0.20 | 0.050 | | 1 |
| Stirophos (Tetrachlorvinphos) | B230202-BLK1 | ND | ug/L | 0.20 | 0.082 | | 1 |
| Tokuthion (Prothiofos) | B230202-BLK1 | ND | ug/L | 0.20 | 0.050 | | 1 |
| Trichloronate | B230202-BLK1 | ND | ug/L | 0.20 | 0.050 | | 1 |
| **Triphenylphosphate (Surrogate)** | **B230202-BLK1** | **54.8** | % | **50 - 130 (LCL - UCL)** | | | 1 |

| Run # | QC Sample ID | QC Type | Method | Prep Date | Run Date Time | Analyst | Instrument | Dilution |
|---|---|---|---|---|---|---|---|---|
| 1 | B230202-BLK1 | PB | EPA-8141A | 04/09/26 | 04/10/26 20:46 | IJC | GC-18 | 1 |

*The results in this report apply to the samples analyzed in accordance with the chain of custody document. This analytical report must be reproduced in its entirety.*
All results listed in this report are for the exclusive use of the submitting party. Pace Analytical assumes no responsibility for report alteration, separation, detachment or third party interpretation.

Pace Analytical
ENVIRONMENTAL SCIENCES

Enthalpy Analytical - Orange
931 West Barkley Avenue
Orange, CA 92868

**Reported:** 04/22/2026 10:57
Project: Chiquita Canyon Landfill Stormwater
Project Number: EO-556785
Project Manager: David Tripp

# Organo-Phosphorus Pesticide Analysis (EPA Method 8141A)

## Quality Control Report - Laboratory Control Sample

| Constituent | QC Sample ID | Type | Result | Spike Level | Units | Percent Recovery | RPD | Control Limits Percent Recovery | Control Limits RPD | Lab Quals | Run # |
|---|---|---|---|---|---|---|---|---|---|---|---|
| **QC Batch ID: B230202** | | | | | | | | | | | |
| Bolstar | B230202-BS1 | LCS | 1.5350 | 2.0000 | ug/L | 76.8 | | 50 - 130 | | | 1 |
| Chlorpyrifos | B230202-BS1 | LCS | 1.7350 | 2.0000 | ug/L | 86.8 | | 60 - 120 | | | 1 |
| Diazinon | B230202-BS1 | LCS | 1.8250 | 2.0000 | ug/L | 91.2 | | 60 - 130 | | | 1 |
| Methyl parathion | B230202-BS1 | LCS | 1.6450 | 2.0000 | ug/L | 82.2 | | 60 - 120 | | | 1 |
| Mevinphos | B230202-BS1 | LCS | 1.2850 | 2.0000 | ug/L | 64.2 | | 50 - 120 | | | 1 |
| Ronnel (Fenchlorphos) | B230202-BS1 | LCS | 1.9000 | 2.0000 | ug/L | 95.0 | | 50 - 120 | | | 1 |
| Stirophos (Tetrachlorvinphos) | B230202-BS1 | LCS | 1.7600 | 2.0000 | ug/L | 88.0 | | 50 - 120 | | | 1 |
| Triphenylphosphate (Surrogate) | B230202-BS1 | LCS | 2.3000 | 2.5000 | ug/L | 92.0 | | 50 - 130 | | | 1 |

| Run # | QC Sample ID | QC Type | Method | Prep Date | Run Date Time | Analyst | Instrument | Dilution |
|---|---|---|---|---|---|---|---|---|
| 1 | B230202-BS1 | LCS | EPA-8141A | 04/09/26 | 04/10/26 21:16 | IJC | GC-18 | 1 |

*The results in this report apply to the samples analyzed in accordance with the chain of custody document. This analytical report must be reproduced in its entirety.*
All results listed in this report are for the exclusive use of the submitting party. Pace Analytical assumes no responsibility for report alteration, separation, detachment or third party interpretation.

Pace Analytical
ENVIRONMENTAL SCIENCES

Enthalpy Analytical - Orange
931 West Barkley Avenue
Orange, CA 92868

**Reported:** 04/22/2026 10:57
Project: Chiquita Canyon Landfill Stormwater
Project Number: EO-556785
Project Manager: David Tripp

# Organo-Phosphorus Pesticide Analysis (EPA Method 8141A)

## Quality Control Report - Precision & Accuracy

| Constituent | Type | Source Sample ID | Source Result | Result | Spike Added | Units | RPD | Percent Recovery | Control Limits RPD | Control Limits Percent Recovery | Lab Quals | R# |
|---|---|---|---|---|---|---|---|---|---|---|---|---|
| **QC Batch ID: B230202** | Used client sample: N | | | | | | | | | | | |
| Bolstar | MS | 2604913-02 | ND | 2.0631 | 1.9417 | ug/L | | 106 | | 60 - 120 | | 1 |
| | MSD | 2604913-02 | ND | 1.9757 | 1.9417 | ug/L | 4.3 | 102 | 30 | 60 - 120 | | 2 |
| Chlorpyrifos | MS | 2604913-02 | ND | 2.0485 | 1.9417 | ug/L | | 106 | | 60 - 120 | | 1 |
| | MSD | 2604913-02 | ND | 1.8447 | 1.9417 | ug/L | 10.5 | 95.0 | 30 | 60 - 120 | | 2 |
| Diazinon | MS | 2604913-02 | ND | 1.7087 | 1.9417 | ug/L | | 88.0 | | 60 - 130 | | 1 |
| | MSD | 2604913-02 | ND | 1.5728 | 1.9417 | ug/L | 8.3 | 81.0 | 30 | 60 - 130 | | 2 |
| Methyl parathion | MS | 2604913-02 | ND | 1.9515 | 1.9417 | ug/L | | 100 | | 60 - 120 | | 1 |
| | MSD | 2604913-02 | ND | 1.8155 | 1.9417 | ug/L | 7.2 | 93.5 | 30 | 60 - 120 | | 2 |
| Mevinphos | MS | 2604913-02 | ND | 1.3544 | 1.9417 | ug/L | | 69.8 | | 50 - 120 | | 1 |
| | MSD | 2604913-02 | ND | 1.4126 | 1.9417 | ug/L | 4.2 | 72.8 | 30 | 50 - 120 | | 2 |
| Ronnel (Fenchlorphos) | MS | 2604913-02 | ND | 2.0146 | 1.9417 | ug/L | | 104 | | 50 - 120 | | 1 |
| | MSD | 2604913-02 | ND | 1.7913 | 1.9417 | ug/L | 11.7 | 92.3 | 30 | 50 - 120 | | 2 |
| Stirophos (Tetrachlorvinphos) | MS | 2604913-02 | ND | 2.2621 | 1.9417 | ug/L | | 116 | | 50 - 120 | | 1 |
| | MSD | 2604913-02 | ND | 2.0971 | 1.9417 | ug/L | 7.6 | 108 | 30 | 50 - 120 | | 2 |
| Triphenylphosphate (Surrogate) | MS | 2604913-02 | ND | 2.2184 | 2.4272 | ug/L | | 91.4 | | 50 - 130 | | 1 |
| | MSD | 2604913-02 | ND | 2.0146 | 2.4272 | ug/L | 9.6 | 83.0 | | 50 - 130 | | 2 |

| Run # | QC Sample ID | QC Type | Method | Prep Date | Run Date Time | Analyst | Instrument | Dilution |
|---|---|---|---|---|---|---|---|---|
| 1 | B230202-MS1 | MS | EPA-8141A | 04/09/26 | 04/10/26 21:45 | IJC | GC-18 | 0.971 |
| 2 | B230202-MSD1 | MSD | EPA-8141A | 04/09/26 | 04/10/26 22:15 | IJC | GC-18 | 0.971 |

*The results in this report apply to the samples analyzed in accordance with the chain of custody document. This analytical report must be reproduced in its entirety.*
All results listed in this report are for the exclusive use of the submitting party. Pace Analytical assumes no responsibility for report alteration, separation, detachment or third party interpretation.

Pace Analytical
ENVIRONMENTAL SCIENCES

| | |
|---|---|
| Enthalpy Analytical - Orange | **Reported:** 04/22/2026 10:57 |
| 931 West Barkley Avenue | Project: Chiquita Canyon Landfill Stormwater |
| Orange, CA 92868 | Project Number: EO-556785 |
| | Project Manager: David Tripp |

## Notes And Definitions

| | |
|---|---|
| MDL | Method Detection Limit |
| ND | Analyte Not Detected |
| PQL | Practical Quantitation Limit |
| S09 | The surrogate recovery for this compound was not within the control limits. |

*The results in this report apply to the samples analyzed in accordance with the chain of custody document. This analytical report must be reproduced in its entirety.*
All results listed in this report are for the exclusive use of the submitting party. Pace Analytical assumes no responsibility for report alteration, separation, detachment or third party interpretation.

**Laboratory Job Number 556785**

**Subcontracted Products**

**McCampbell Analytical, Inc.**

# McCampbell Analytical, Inc.

*"When Quality Counts"*

# Analytical Report

**WorkOrder:** 2604345

**Report Created for:** Enthalpy Analytical

931 West Barkley Avenue
Orange, CA 92868

**Project Contact:** David Tripp
**Project P.O.:** 096843
**Project:** EO-556785

**Project Location:**
**Project Received:** 04/07/2026

Analytical Report reviewed & approved for release on 04/09/2026 by:

Yen Cao

Yen Cao
Project Manager

***The report shall not be reproduced except in full, without the written approval of the laboratory. The analytical results relate only to the items tested. Results reported conform to the most current regulatory standards, where applicable, unless otherwise stated.***

1534 Willow Pass Rd. Pittsburg, CA 94565 ♦ TEL: (877) 252-9262 ♦ FAX: (925) 252-9269 ♦ www.mccampbell.com
CA ELAP 1644 ♦ ORELAP (NELAP) 4033 ♦ AIHA-LAP ID#232255 ♦ DoD-ELAP Cert # L22-757

McCampbell Analytical, Inc.
"When Quality Counts"

1534 Willow Pass Road, Pittsburg, CA 94565-1701
Toll Free Telephone: (877) 252-9262 / Fax: (925) 252-9269
http://www.mccampbell.com / E-mail: main@mccampbell.com

# Glossary of Terms & Qualifier Definitions

**Client:** Enthalpy Analytical **WorkOrder:** 2604345

**Project:** EO-556785

## Glossary Abbreviation

| | |
|---|---|
| %D | Serial Dilution Percent Difference |
| 95% Interval | 95% Confident Interval |
| CCV | Continuing Calibration Verification. |
| CCV REC (%) | The % recovery of Continuing Calibration Verification |
| DF | Dilution Factor |
| DI WET | (DISTLC) Waste Extraction Test using DI water |
| DISS | Dissolved (sample filtered using a 0.45 µm filter size) |
| DLT | Dilution Test (Serial Dilution) |
| DUP | Duplicate |
| EDL | Estimated Detection Limit |
| ITEF | International Toxicity Equivalence Factor |
| LCS | Laboratory Control Sample |
| LCS2 | Second LCS for the batch. Spike level is lower than that for the first LCS; applicable to method 1633. |
| LQL | Lowest Quantitation Level |
| MB | Method Blank |
| MB IS/SS % Rec | % Recovery of Internal Standard or Surrogate in Method Blank, if applicable |
| MB SS % Rec | % Recovery of Surrogate in Method Blank, if applicable |
| MDL | Method Detection Limit [1] |
| ML | Minimum Level of Quantitation |
| MS | Matrix Spike |
| MSD | Matrix Spike Duplicate |
| NA | Not Applicable |
| ND | Not detected at or above the indicated MDL (if present) or RL. |
| NR | Data Not Reported due to matrix interference or insufficient sample amount. |
| PDS | Post Digestion Spike |
| PF | Prep Factor |
| RD | Relative Difference |
| RL | Reporting Limit [2] |
| RPD | Relative Percent Difference |
| RRT | Relative Retention Time |
| RSD | Relative Standard Deviation |
| SPK Val | Spike Value |
| SPKRef Val | Spike Reference Value |
| SPLP | Synthetic Precipitation Leachate Procedure |

[1] MDL is the minimum measured concentration of a substance that can be reported with 99% confidence that the measured concentration is distinguishable from method blank results. Definition and Procedure for the Determination of the Method Detection Limit, Revision 2, 40CFR, Part 136, Appendix B, EPA 821-R-16-006, December 2016. Values are based upon our default extraction volume/amount and are subject to change.

[2] RL is the lowest level that can be reliably determined within specified limits of precision and accuracy during routine laboratory operating conditions. (The RL cannot be lower than the lowest calibration standard used in the initial calibration of the instrument and must be greater than the MDL.) Values are based upon our default extraction volume/amount and are subject to change.

McCampbell Analytical, Inc.
"When Quality Counts"

1534 Willow Pass Road, Pittsburg, CA 94565-1701
Toll Free Telephone: (877) 252-9262 / Fax: (925) 252-9269
http://www.mccampbell.com / E-mail: main@mccampbell.com

# Glossary of Terms & Qualifier Definitions

**Client:** Enthalpy Analytical **WorkOrder:** 2604345

**Project:** EO-556785

| | |
|---|---|
| TCLP | Toxicity Characteristic Leachate Procedure |
| TEQ | Toxicity Equivalents |
| TNTC | "Too Numerous to Count;" greater than 250 colonies observed on the plate. |
| TPH-Diesel | Sample results for semi-volatile TPH (diesel, kerosene, oil, etc) were calculated using a background subtraction procedure to correct for instrument baseline rise (column bleed) as described in Sec 7.7.2.2 of EPA 8015 B, C. |
| TZA | TimeZone Net Adjustment for sample collected outside of MAI's Coordinated Universal Time (UTC). (Adjustment for Daylight Saving is not accounted.) |
| WET (STLC) | Waste Extraction Test (Soluble Threshold Limit Concentration) |

## Analytical Qualifiers

| | |
|---|---|
| a3 | Sample diluted due to high organic content interfering with quantitative/or qualitative analysis. |

McCampbell Analytical, Inc.
"When Quality Counts"

1534 Willow Pass Road, Pittsburg, CA 94565-1701
Toll Free Telephone: (877) 252-9262 / Fax: (925) 252-9269
http://www.mccampbell.com / E-mail: main@mccampbell.com

# Analytical Report

| | | | |
|---|---|---|---|
| **Client:** | Enthalpy Analytical | **WorkOrder:** | 2604345 |
| **Date Received:** | 04/07/2026 10:21 | **Extraction Method:** | E8151A |
| **Date Prepared:** | 04/08/2026 | **Analytical Method:** | E8151A |
| **Project:** | EO-556785 | **Unit:** | µg/L |

## Chlorinated Herbicides by GC-ECD

| Client ID | Lab ID | Matrix | Date Collected | Instrument FileID | Batch ID |
|---|---|---|---|---|---|
| CCLSB01260402 | 2604345-001A | Water | 04/02/2026 11:50 | GC15A 04082611.D | 339220 |

| Analytes | Result | MDL | RL | DF | Date Analyzed |
|---|---|---|---|---|---|
| Acifluorfen | ND | 5.3 | 10 | 10 | 04/08/2026 13:02 |
| Bentazon | ND | 3.2 | 10 | 10 | 04/08/2026 13:02 |
| Chloramben | ND | 6.4 | 10 | 10 | 04/08/2026 13:02 |
| 2,4-D (Dichlorophenoxyacetic acid) | ND | 0.79 | 2.0 | 10 | 04/08/2026 13:02 |
| 2,4-DB | ND | 4.2 | 10 | 10 | 04/08/2026 13:02 |
| Dalapon | ND | 7.7 | 10 | 10 | 04/08/2026 13:02 |
| DCPA (mono & diacid) | ND | 5.0 | 10 | 10 | 04/08/2026 13:02 |
| Dicamba | ND | 0.74 | 2.0 | 10 | 04/08/2026 13:02 |
| 3,5-Dichlorobenzoic Acid | ND | 2.4 | 10 | 10 | 04/08/2026 13:02 |
| Dichloroprop | ND | 3.5 | 10 | 10 | 04/08/2026 13:02 |
| Dinoseb (DNBP) | ND | 3.0 | 10 | 10 | 04/08/2026 13:02 |
| MCPA | ND | 13 | 20 | 10 | 04/08/2026 13:02 |
| MCPP | ND | 12 | 20 | 10 | 04/08/2026 13:02 |
| 4-Nitrophenol | ND | 7.7 | 10 | 10 | 04/08/2026 13:02 |
| Pentachlorophenol (PCP) | ND | 0.55 | 2.0 | 10 | 04/08/2026 13:02 |
| Picloram | ND | 3.8 | 10 | 10 | 04/08/2026 13:02 |
| 2,4,5-T (Trichlorophenoxy acetic acid) | ND | 1.0 | 2.0 | 10 | 04/08/2026 13:02 |
| 2,4,5-TP (Silvex) | ND | 1.6 | 5.0 | 10 | 04/08/2026 13:02 |

| Surrogates | REC (%) | Limits | DF | |
|---|---|---|---|---|
| DCAA | 88 | 60-140 | 10 | 04/08/2026 13:02 |

Analyst(s): DP

Analytical Comments: a3

*(Cont.)*

McCampbell Analytical, Inc.
"When Quality Counts"

1534 Willow Pass Road, Pittsburg, CA 94565-1701
Toll Free Telephone: (877) 252-9262 / Fax: (925) 252-9269
http://www.mccampbell.com / E-mail: main@mccampbell.com

# Analytical Report

| | | | |
|---|---|---|---|
| **Client:** | Enthalpy Analytical | **WorkOrder:** | 2604345 |
| **Date Received:** | 04/07/2026 10:21 | **Extraction Method:** | E8151A |
| **Date Prepared:** | 04/08/2026 | **Analytical Method:** | E8151A |
| **Project:** | EO-556785 | **Unit:** | µg/L |

## Chlorinated Herbicides by GC-ECD

| Client ID | Lab ID | Matrix | Date Collected | Instrument FileID | Batch ID |
|---|---|---|---|---|---|
| CCLSB03260402 | 2604345-003A | Water | 04/02/2026 14:15 | GC15A 04082612.D | 339220 |

| Analytes | Result | MDL | RL | DF | Date Analyzed |
|---|---|---|---|---|---|
| Acifluorfen | ND | 5.3 | 10 | 10 | 04/08/2026 13:27 |
| Bentazon | ND | 3.2 | 10 | 10 | 04/08/2026 13:27 |
| Chloramben | ND | 6.4 | 10 | 10 | 04/08/2026 13:27 |
| 2,4-D (Dichlorophenoxyacetic acid) | ND | 0.79 | 2.0 | 10 | 04/08/2026 13:27 |
| 2,4-DB | ND | 4.2 | 10 | 10 | 04/08/2026 13:27 |
| Dalapon | ND | 7.7 | 10 | 10 | 04/08/2026 13:27 |
| DCPA (mono & diacid) | ND | 5.0 | 10 | 10 | 04/08/2026 13:27 |
| Dicamba | ND | 0.74 | 2.0 | 10 | 04/08/2026 13:27 |
| 3,5-Dichlorobenzoic Acid | ND | 2.4 | 10 | 10 | 04/08/2026 13:27 |
| Dichloroprop | ND | 3.5 | 10 | 10 | 04/08/2026 13:27 |
| Dinoseb (DNBP) | ND | 3.0 | 10 | 10 | 04/08/2026 13:27 |
| MCPA | ND | 13 | 20 | 10 | 04/08/2026 13:27 |
| MCPP | ND | 12 | 20 | 10 | 04/08/2026 13:27 |
| 4-Nitrophenol | ND | 7.7 | 10 | 10 | 04/08/2026 13:27 |
| Pentachlorophenol (PCP) | ND | 0.55 | 2.0 | 10 | 04/08/2026 13:27 |
| Picloram | ND | 3.8 | 10 | 10 | 04/08/2026 13:27 |
| 2,4,5-T (Trichlorophenoxy acetic acid) | ND | 1.0 | 2.0 | 10 | 04/08/2026 13:27 |
| 2,4,5-TP (Silvex) | ND | 1.6 | 5.0 | 10 | 04/08/2026 13:27 |

| Surrogates | REC (%) | Limits | DF | |
|---|---|---|---|---|
| DCAA | 90 | 60-140 | 10 | 04/08/2026 13:27 |

Analyst(s): DP

Analytical Comments: a3

McCampbell Analytical, Inc.
"When Quality Counts"

1534 Willow Pass Road, Pittsburg, CA 94565-1701
Toll Free Telephone: (877) 252-9262 / Fax: (925) 252-9269
http://www.mccampbell.com / E-mail: main@mccampbell.com

# Analytical Report

| | | | |
|---|---|---|---|
| **Client:** | Enthalpy Analytical | **WorkOrder:** | 2604345 |
| **Date Received:** | 04/07/2026 10:21 | **Extraction Method:** | RSK175 |
| **Date Prepared:** | 04/08/2026 | **Analytical Method:** | RSK175 |
| **Project:** | EO-556785 | **Unit:** | µg/L |

## Dissolved Carbon Dioxide by RSK 175

| Client ID | Lab ID | Matrix | Date Collected | Instrument FileID | Batch ID |
|---|---|---|---|---|---|
| CCLSB01260402 | 2604345-001B | Water | 04/02/2026 11:50 | GC26 0408261106.D | 339277 |

| Analytes | Result | MDL | RL | DF | Date Analyzed |
|---|---|---|---|---|---|
| Carbon Dioxide | **8900** | 500 | 500 | 10 | 04/08/2026 14:02 |

Analyst(s): CLO

| Client ID | Lab ID | Matrix | Date Collected | Instrument FileID | Batch ID |
|---|---|---|---|---|---|
| CCLSB03260402 | 2604345-003B | Water | 04/02/2026 14:15 | GC26 0408261107.D | 339277 |

| Analytes | Result | MDL | RL | DF | Date Analyzed |
|---|---|---|---|---|---|
| Carbon Dioxide | **1100** | 50 | 50 | 1 | 04/08/2026 14:40 |

Analyst(s): CLO

McCampbell Analytical, Inc.
"When Quality Counts"
1534 Willow Pass Road, Pittsburg, CA 94565-1701
Toll Free Telephone: (877) 252-9262 / Fax: (925) 252-9269
http://www.mccampbell.com / E-mail: main@mccampbell.com

# Quality Control Report

| | | | |
|---|---|---|---|
| **Client:** | Enthalpy Analytical | **WorkOrder:** | 2604345 |
| **Date Prepared:** | 04/08/2026 | **BatchID:** | 339220 |
| **Date Analyzed:** | 04/08/2026 | **Extraction Method:** | E8151A |
| **Instrument:** | GC15A | **Analytical Method:** | E8151A |
| **Matrix:** | Water | **Unit:** | µg/L |
| **Project:** | EO-556785 | **Sample ID:** | MB/LCS/LCSD-339220 |

## QC Summary Report for E8151A

| Analyte | MB Result | MDL | RL | SPK Val | MB IS/SS %REC | MB IS/SS Limits |
|---|---|---|---|---|---|---|
| Acifluorfen | ND | 0.53 | 1.0 | - | - | - |
| Bentazon | ND | 0.32 | 1.0 | - | - | - |
| Chloramben | ND | 0.64 | 1.0 | - | - | - |
| 2,4-D (Dichlorophenoxyacetic acid) | ND | 0.079 | 0.20 | - | - | - |
| 2,4-DB | ND | 0.42 | 1.0 | - | - | - |
| Dalapon | ND | 0.77 | 1.0 | - | - | - |
| DCPA (mono & diacid) | ND | 0.50 | 1.0 | - | - | - |
| Dicamba | ND | 0.074 | 0.20 | - | - | - |
| 3,5-Dichlorobenzoic Acid | ND | 0.24 | 1.0 | - | - | - |
| Dichloroprop | ND | 0.35 | 1.0 | - | - | - |
| Dinoseb (DNBP) | ND | 0.30 | 1.0 | - | - | - |
| MCPA | ND | 1.3 | 2.0 | - | - | - |
| MCPP | ND | 1.2 | 2.0 | - | - | - |
| 4-Nitrophenol | ND | 0.77 | 1.0 | - | - | - |
| Pentachlorophenol (PCP) | ND | 0.055 | 0.20 | - | - | - |
| Picloram | ND | 0.38 | 1.0 | - | - | - |
| 2,4,5-T (Trichlorophenoxy acetic acid) | ND | 0.10 | 0.20 | - | - | - |
| 2,4,5-TP (Silvex) | ND | 0.16 | 0.50 | - | - | - |
| **Surrogate Recovery** | | | | | | |
| DCAA | 8.7 | | | 10 | 87 | 70-130 |

*(Cont.)*

McCampbell Analytical, Inc.
"When Quality Counts"

1534 Willow Pass Road, Pittsburg, CA 94565-1701
Toll Free Telephone: (877) 252-9262 / Fax: (925) 252-9269
http://www.mccampbell.com / E-mail: main@mccampbell.com

# Quality Control Report

| | | | |
|---|---|---|---|
| **Client:** | Enthalpy Analytical | **WorkOrder:** | 2604345 |
| **Date Prepared:** | 04/08/2026 | **BatchID:** | 339220 |
| **Date Analyzed:** | 04/08/2026 | **Extraction Method:** | E8151A |
| **Instrument:** | GC15A | **Analytical Method:** | E8151A |
| **Matrix:** | Water | **Unit:** | µg/L |
| **Project:** | EO-556785 | **Sample ID:** | MB/LCS/LCSD-339220 |

## QC Summary Report for E8151A

| Analyte | LCS Result | LCSD Result | SPK Val | LCS %REC | LCSD %REC | LCS/LCSD Limits | RPD | RPD Limit |
|---|---|---|---|---|---|---|---|---|
| Acifluorfen | 10 | 10 | 10 | 103 | 104 | 70-130 | 1.40 | 30 |
| Bentazon | 12 | 12 | 10 | 120 | 121 | 70-130 | 0.454 | 30 |
| Chloramben | 12 | 12 | 10 | 117 | 118 | 70-130 | 0.401 | 30 |
| 2,4-D (Dichlorophenoxyacetic acid) | 10 | 9.7 | 10 | 100 | 97 | 70-130 | 2.93 | 30 |
| 2,4-DB | 11 | 11 | 10 | 105 | 107 | 70-130 | 1.21 | 30 |
| Dalapon | 10 | 10 | 10 | 102 | 101 | 70-130 | 1.11 | 30 |
| DCPA (mono & diacid) | 10 | 10 | 10 | 101 | 101 | 70-130 | 0.129 | 30 |
| Dicamba | 9.7 | 9.6 | 10 | 97 | 96 | 70-130 | 0.740 | 30 |
| 3,5-Dichlorobenzoic Acid | 9.7 | 9.6 | 10 | 97 | 96 | 70-130 | 0.684 | 30 |
| Dichloroprop | 9.7 | 9.5 | 10 | 97 | 95 | 70-130 | 2.19 | 30 |
| Dinoseb (DNBP) | 11 | 11 | 10 | 105 | 108 | 70-130 | 2.48 | 30 |
| MCPA | 110 | 110 | 100 | 113 | 111 | 70-130 | 2.44 | 30 |
| MCPP | 100 | 100 | 100 | 104 | 100 | 70-130 | 3.72 | 30 |
| 4-Nitrophenol | 11 | 11 | 10 | 111 | 110 | 70-130 | 0.590 | 30 |
| Pentachlorophenol (PCP) | 9.5 | 9.5 | 10 | 95 | 95 | 70-130 | 0.764 | 30 |
| Picloram | 10 | 11 | 10 | 105 | 106 | 70-130 | 1.34 | 30 |
| 2,4,5-T (Trichlorophenoxy acetic acid) | 10 | 10 | 10 | 102 | 102 | 70-130 | 0.574 | 30 |
| 2,4,5-TP (Silvex) | 9.6 | 9.5 | 10 | 96 | 95 | 70-130 | 1.29 | 30 |
| **Surrogate Recovery** | | | | | | | | |
| DCAA | 9.2 | 9.1 | 10 | 92 | 91 | 70-130 | 0.781 | 30 |

McCampbell Analytical, Inc.
"When Quality Counts"

1534 Willow Pass Road, Pittsburg, CA 94565-1701
Toll Free Telephone: (877) 252-9262 / Fax: (925) 252-9269
http://www.mccampbell.com / E-mail: main@mccampbell.com

# Quality Control Report

| | | | |
|---|---|---|---|
| **Client:** | Enthalpy Analytical | **WorkOrder:** | 2604345 |
| **Date Prepared:** | 04/08/2026 | **BatchID:** | 339277 |
| **Date Analyzed:** | 04/08/2026 | **Extraction Method:** | RSK175 |
| **Instrument:** | GC26 | **Analytical Method:** | RSK175 |
| **Matrix:** | Water | **Unit:** | µg/L |
| **Project:** | EO-556785 | **Sample ID:** | MB/LCS/LCSD-339277 |

## QC Summary Report for RSK175

| Analyte | MB Result | MDL | RL | | | |
|---|---|---|---|---|---|---|
| Carbon Dioxide | ND | 50 | 50 | - | - | - |

| Analyte | LCS Result | LCSD Result | SPK Val | LCS %REC | LCSD %REC | LCS/LCSD Limits | RPD | RPD Limit |
|---|---|---|---|---|---|---|---|---|
| Carbon Dioxide | 140 | 140 | 187.2 | 72 | 73 | 70-130 | 0.902 | 30 |

McCampbell Analytical, Inc.
"When Quality Counts"

1534 Willow Pass Road, Pittsburg, CA 94565-1701
Toll Free Telephone: (877) 252-9262 / Fax: (925) 252-9269
http://www.mccampbell.com / E-mail: main@mccampbell.com

# Certified Analyte List

**Client:** Enthalpy Analytical **WorkOrder:** 2604345

**Project:** EO-556785

| Analyte | Cert 1 | Cert 2 | Cert 3 | Cert 4 | Cert 5 | Analytical Method | Matrix |
|---|---|---|---|---|---|---|---|
| 2,4,5-T (Trichlorophenoxy acetic acid) | ◉ | ◉ | ○ | ○ | ○ | E8151A | Water |
| 2,4,5-TP (Silvex) | ◉ | ◉ | ○ | ○ | ○ | E8151A | Water |
| 2,4-D (Dichlorophenoxyacetic acid) | ◉ | ◉ | ○ | ○ | ○ | E8151A | Water |
| 2,4-DB | ◉ | ◉ | ○ | ○ | ○ | E8151A | Water |
| 3,5-Dichlorobenzoic Acid | ○ | ◉ | ○ | ○ | ○ | E8151A | Water |
| 4-Nitrophenol | ◉ | ◉ | ○ | ○ | ○ | E8151A | Water |
| Acifluorfen | ○ | ◉ | ○ | ○ | ○ | E8151A | Water |
| Bentazon | ○ | ◉ | ○ | ○ | ○ | E8151A | Water |
| Chloramben | ○ | ◉ | ○ | ○ | ○ | E8151A | Water |
| Dalapon | ◉ | ◉ | ○ | ○ | ○ | E8151A | Water |
| DCPA (mono & diacid) | ○ | ◉ | ○ | ○ | ○ | E8151A | Water |
| Dicamba | ◉ | ◉ | ○ | ○ | ○ | E8151A | Water |
| Dichloroprop | ◉ | ◉ | ○ | ○ | ○ | E8151A | Water |
| Dinoseb (DNBP) | ◉ | ◉ | ○ | ○ | ○ | E8151A | Water |
| MCPA | ◉ | ◉ | ○ | ○ | ○ | E8151A | Water |
| MCPP | ◉ | ◉ | ○ | ○ | ○ | E8151A | Water |
| Pentachlorophenol (PCP) | ◉ | ◉ | ○ | ○ | ○ | E8151A | Water |
| Picloram | ○ | ◉ | ○ | ○ | ○ | E8151A | Water |

**Certifications**

| | |
|---|---|
| Cert 1 | CA ELAP 1644 |
| Cert 2 | ORELAP (NELAP) 4033 |

The Certified Analyte Report lists the compounds for which MAI is accredited at the time of issuance. Although MAI holds multiple accreditations, methods with extensive compound lists may not be fully accredited due to state agency availability.

McCampbell Analytical, Inc.
1534 Willow Pass Rd
Pittsburg, CA 94565-1701
(925) 252-9262

# CHAIN-OF-CUSTODY RECORD



**WorkOrder: 2604345** **ClientCode: ENO** **QuoteID: 262776**

☐ WaterTrax ☐ CLIP ☐ EDF ☑ EQuIS ☑ Dry-Weight ☑ Email ☐ HardCopy ☐ ThirdParty ☑ J-flag
☑ Detection Summary ☑ **Excel** [A1_Standard _QC]

**Report to:**
David Tripp
Enthalpy Analytical
931 West Barkley Avenue
Orange, CA 92868
657-581-4710 FAX:

Email: david.tripp@enthalpy.com
cc/3rd Party: incomingreports@enthalpy.com;
PO: 096843
Project: EO-556785

**Bill to:**
Accounts Payable/Enthalpy SoCal
Montrose Environmental Group
PO Box 842165
Boston, MA 02284-2165
003EL_ap@montrose-env.com

**Requested TAT:** 2 days;
***Date Received:*** 04/07/2026
***Date Logged:*** 04/07/2026

| Lab ID | ClientSampID | Matrix | Collection Date | Hold | Requested Tests (See legend below) | | | | | | | | | | | |
|---|---|---|---|---|---|---|---|---|---|---|---|---|---|---|---|---|
| | | | | | 1 | 2 | 3 | 4 | 5 | 6 | 7 | 8 | 9 | 10 | 11 | 12 |
| 2604345-001 | CCLSB01260402 | Water | 4/2/2026 11:50 | ☐ | A | A | B | | | | | | | | | |
| 2604345-003 | CCLSB03260402 | Water | 4/2/2026 14:15 | ☐ | A | A | B | | | | | | | | | |

**Test Legend:**

| | | | | | | | |
|---|---|---|---|---|---|---|---|
| 1 | 8151_W | 2 | PRDisposal Fee | 3 | RSK175_CO2_W | 4 | |
| 5 | | 6 | | 7 | | 8 | |
| 9 | | 10 | | 11 | | 12 | |

**Project Manager: Jena Alfaro**

**Prepared by: Emily Perez**

**Comments:**

NOTE: Soil samples are discarded 60 days after receipt unless other arrangements are made (Water samples are 30 days).
Hazardous samples will be returned to client or disposed of at client expense.

McCampbell Analytical, Inc.
"When Quality Counts"

1534 Willow Pass Road, Pittsburg, CA 94565-1701
Toll Free Telephone: (877) 252-9262 / Fax: (925) 252-9269
http://www.mccampbell.com / E-mail: main@mccampbell.com

# WORK ORDER SUMMARY

**Client Name:** ENTHALPY ANALYTICAL
**Client Contact:** David Tripp
**Contact's Email:** david.tripp@enthalpy.com

**Project:** EO-556785
**Comments**

**Work Order:** 2604345
**QC Level:** LEVEL 2
**Date Logged:** 4/7/2026

☐ WaterTrax ☐ CLIP ☐ EDF ☑ Excel ☐ EQuIS ☑ Email ☐ HardCopy ☐ ThirdParty ☑ J-flag

| LabID | ClientSampID | Matrix | Test Name | Cont./ Comp. | Bottle & Preservative | U** | Head Space | Dry-Weight | Collection Date & Time | TAT | Test Due Date | Sediment Content | Hold | Sub Out |
|---|---|---|---|---|---|---|---|---|---|---|---|---|---|---|
| 001A | CCLSB01260402 | Water | E8151A (Chlorinated Herbicides) | 1 | 1LA Narrow Mouth, Unpres | ☐ | ☐ | ☐ | 4/2/2026 11:50 | 2 days | 4/9/2026 | Trace | ☐ | ☐ |
| 001B | CCLSB01260402 | Water | RSK175 (CO2) | 2 | VOA, Unpres | ☐ | ☐ | ☐ | 4/2/2026 11:50 | 2 days | 4/9/2026 | Trace | ☐ | ☐ |
| 003A | CCLSB03260402 | Water | E8151A (Chlorinated Herbicides) | 1 | 1LA Narrow Mouth, Unpres | ☐ | ☐ | ☐ | 4/2/2026 14:15 | 2 days | 4/9/2026 | Trace | ☐ | ☐ |
| 003B | CCLSB03260402 | Water | RSK175 (CO2) | 2 | VOA, Unpres | ☐ | ☐ | ☐ | 4/2/2026 14:15 | 2 days | 4/9/2026 | Trace | ☐ | ☐ |

**NOTES:** *** STLC and TCLP extractions require 2 days to complete; therefore, all TATs begin after the extraction is completed (i.e., One-day TAT yields results in 3 days from sample submission).**

**- ISM prep requires 5 to 10 days to complete; therefore, all TATs begin after the extraction is completed (i.e., One-day TAT yields results in 6 to 11 days from sample submission). Due date listed on WO summary will not accurately reflect the time needed for sample preparation.**

**- Organic extracts are held for 40 days before disposal; Inorganic extract are held for 30 days.**

**- MAI assumes that all material present in the provided sampling container is considered part of the sample - MAI does not exclude any material from the sample prior to sample preparation unless requested in writing by the client.**

**U** = An unpreserved container was received for a method that suggests a preservation in order to extend hold time for analysis.**

**Cont./Comp. = Containers /Composites**

2604345

ENTHALPY ANALYTICAL

931 West Barkley Ave
Orange, CA 92868
(714) 771-6900

**HOLD TIME RUSH**

Subcontract Laboratory:
McCampbell Analytical, Inc.
1534 Willow Pass Rd.
Pittsburg, CA 94565
ATTN: Quote ID: 262776
PO #: PO-096843

Enthalpy Order: EO-556785
PM: David Tripp
Email: david.tripp@enthalpy.com
CC: incomingreports@enthalpy.com
Phone: 657-581-4710

Results Due: 04/14/26 w/Hold Time RUSH
Report Level: II
Report To: MDL
EDDs: Standard Excel EDD

Notes:

CHIQUITA Stormwater - No dilutions please unless absolutely necessary due to matrix or other technically valid reason, requiring clear, technical explanation in your Case Narrative for client's regulator (CA-RWQCB). Hold time rush, please, if necessary. HOLD 002 and 004 pending client update.

| Sample ID | Collected | Lab ID | # Cont. | Matrix | Analysis Requested | Comment |
|---|---|---|---|---|---|---|
| CCLSB01260402 | 02-APR-2026 11:50 | 556785-001 | 1 | Water | EPA 8151A Chlorinated Herbicides | |
| | | | 2 | Water | RSK-175 CO2 | |
| CCLSB02260402 - HOLD | 02-APR-2026 13:30 | 556785-002 | 1 | Water | EPA 8151A Chlorinated Herbicides | HOLD 002 and 004 pending client update. |
| | | | 2 | Water | RSK-175 CO2 | HOLD 002 and 004 pending client update. |
| CCLSB03260402 | 02-APR-2026 14:15 | 556785-003 | 1 | Water | EPA 8151A Chlorinated Herbicides | |
| | | | 2 | Water | RSK-175 CO2 | |
| CCLSB04260402 - HOLD | 02-APR-2026 15:50 | 556785-004 | 1 | Water | EPA 8151A Chlorinated Herbicides | HOLD 002 and 004 pending client update. |
| | | | 2 | Water | RSK-175 CO2 | HOLD 002 and 004 pending client update. |

| Notes: | Relinquished By: | Received By: |
|---|---|---|
| | [signature] | |
| | Date: 4-6-26 16:55 | Date: |
| | | Emily Rao |
| | Date: | Date: 4/7/26 1021 |
| | | |
| | Date: | Date: |

GIS: 564278153

1.0 wet
IR46

McCampbell Analytical, Inc.
"When Quality Counts"

1534 Willow Pass Road, Pittsburg, CA 94565-1701
Toll Free Telephone: (877) 252-9262 / Fax: (925) 252-9269
http://www.mccampbell.com / E-mail: main@mccampbell.com

# Sample Receipt Checklist

| | | | |
|---|---|---|---|
| Client Name: | **Enthalpy Analytical** | Date and Time Received: | **4/7/2026 10:21** |
| Project: | **EO-556785** | Date Logged: | **4/7/2026** |
| | | Received by: | |
| WorkOrder №: | **2604345** Matrix: | Logged by: | Emily Perez |
| Carrier: | Golden State Overnight | | |

## Chain of Custody (COC) Information

| | | | |
|---|---|---|---|
| Chain of custody present? | Yes ☑ | No ☐ | |
| Chain of custody signed when relinquished and received? | Yes ☑ | No ☐ | |
| Chain of custody agrees with sample labels? | Yes ☑ | No ☐ | |
| Sample IDs noted by Client on COC? | Yes ☑ | No ☐ | |
| Date and Time of collection noted by Client on COC? | Yes ☑ | No ☐ | |
| Sampler's name noted on COC? | Yes ☑ | No ☐ | |
| COC agrees with Quote? | Yes ☐ | No ☐ | NA ☑ |
| COC quote is active? | Yes ☐ | No ☐ | NA ☑ |

## Sample Receipt Information

| | | | |
|---|---|---|---|
| Custody seals intact on shipping container/cooler? | Yes ☐ | No ☐ | NA ☑ |
| Custody seals intact on sample bottles? | Yes ☐ | No ☐ | NA ☑ |
| Shipping container/cooler in good condition? | Yes ☑ | No ☐ | |
| Samples in proper containers/bottles? | Yes ☑ | No ☐ | |
| Sample containers intact? | Yes ☑ | No ☐ | |
| Sufficient sample volume for indicated test? | Yes ☑ | No ☐ | |

## Sample Preservation and Hold Time (HT) Information

| | | | |
|---|---|---|---|
| All samples received within holding time? | Yes ☑ | No ☐ | NA ☐ |
| Samples Received on Ice? | Yes ☑ | No ☐ | |
| (Ice Type: WET ICE ) | | | |
| Sample/Temp Blank temperature | Temp: 1°C | | NA ☐ |
| ZHS conditional analyses: VOA meets zero headspace requirement (VOCs, TPHg/BTEX, RSK)? | Yes ☐ | No ☐ | NA ☑ |
| Sample labels checked for correct preservation? | Yes ☑ | No ☐ | |
| pH acceptable upon receipt (Metal: <2)? | Yes ☐ | No ☐ | NA ☑ |

UCMR Samples:

| | | | |
|---|---|---|---|
| pH tested and acceptable upon receipt (200.7: ≤2; 533: 6 - 8; 537.1: 6 - 8)? | Yes ☐ | No ☐ | NA ☑ |
| Free Chlorine tested and acceptable upon receipt (<0.1mg/L) [not applicable to 200.7]? | Yes ☐ | No ☐ | NA ☑ |

Comments:

**Laboratory Job Number 556785**

**Subcontracted Products**

**Onterris Laboratories - El Dorado Hills**

April 27, 2026

**Onterris - El Dorado Hills**
**Work Order No. 2604065**

Mr. David Tripp
Onterris Laboratories - Orange
931 W. Barkley Avenue
Orange, CA 92868

Dear Mr. Tripp,

Enclosed are the results for the sample set received at Onterris - EDH on April 07, 2026 under your Project Name 'EO-556785'.

Onterris- EDH is committed to serving you effectively. If you require additional information, please contact me at 916-673-1520 or by email at mark.rein@onterris.com.

Thank you for choosing Onterris - EDH as part of your analytical support team.

Sincerely,



Mark Rein
Project Manager

*Onterris - EDH certifies that the report herein meets all the requirements set forth by NELAP for those applicable test methods. Results relate only to the samples as received by the laboratory. This report should not be reproduced except in full without the written approval of Onterris -EDH .*

**Onterris - EDH Work Order No. 2604065**
**Case Narrative**

**Sample Condition on Receipt:**

Four water samples were received and stored securely in accordance with Onterris - EDH standard operating procedures and EPA methodology. The samples were received in good condition and within the method temperature requirements. As directed, samples "CCLSB02260402 - HOLD" and "CCLSB04260402 - HOLD" were put on hold.

**Analytical Notes:**

**EPA Method 8290A**

The samples were extracted and analyzed for 2,3,7,8-TCDD by EPA Method 8290A using a ZB-DIOXIN GC column.

Holding Times

The method holding time criteria were met for these samples.

Quality Control

The Initial Calibration and Continuing Calibration Verifications met the method acceptance criteria.

A Method Blank and Ongoing Precision and Recovery (OPR) sample were extracted and analyzed with the preparation batch. No analytes were detected above the sample quantitation limits in the Method Blank. The OPR recoveries were within the method acceptance criteria.

Labeled standard recoveries for all QC and field samples were within method acceptance criteria.

TABLE OF CONTENTS


Case Narrative..... 1

Table of Contents..... 3

Sample Inventory..... 4

Analytical Results..... 5

Qualifiers..... 10

Certifications..... 11

Sample Receipt..... 12

# Sample Inventory Report

| Sample ID | Client Sample ID | Sampled | Received | Components/Containers |
|---|---|---|---|---|
| 2604065-01 | CCLSB01260402 | 02-Apr-26 11:50 | 07-Apr-26 08:46 | Amber Glass NM Bottle, 1L |
| 2604065-02 | CCLSB02260402 - HOLD | 02-Apr-26 13:30 | 07-Apr-26 08:46 | Amber Glass NM Bottle, 1L |
| 2604065-03 | CCLSB03260402 | 02-Apr-26 14:15 | 07-Apr-26 08:46 | Amber Glass NM Bottle, 1L |
| 2604065-04 | CCLSB04260402 - HOLD | 02-Apr-26 15:50 | 07-Apr-26 08:46 | Amber Glass WM Bottle, 1L |

## ANALYTICAL RESULTS

## Sample ID: Method Blank

**EPA Method 8290A**

**Client Data**

Name: Onterris Laboratories - Orange
Project: EO-556785
Matrix: Aqueous

**Laboratory Data**

Lab Sample: B26D196-BLK1
QC Batch: B26D196
Sample Size: 1.00 L
Date Extracted: 17-Apr-26
Column: ZB-DIOXIN

| Analyte | Conc. (pg/L) | MDL | RL | Qualifiers | Analyzed | Dilution |
|---|---|---|---|---|---|---|
| 2,3,7,8-TCDD | ND | 1.78 | 5.00 | | 19-Apr-26 09:10 | 1 |

| Labeled Standards | Type | % Recovery | Limits | Qualifiers | Analyzed | Dilution |
|---|---|---|---|---|---|---|
| 13C-2,3,7,8-TCDD | IS | 76.5 | 40 - 135 | | 19-Apr-26 09:10 | 1 |
| 37Cl-2,3,7,8-TCDD | CRS | 87.0 | 40 - 135 | | 19-Apr-26 09:10 | 1 |

MDL - Method Detection Limit
RL - Reporting limit

Results reported to MDL.

## Sample ID: OPR

## EPA Method 8290A

**Client Data**

Name: Onterris Laboratories - Orange
Project: EO-556785
Matrix: Aqueous

**Laboratory Data**

Lab Sample: B26D196-BS1
QC Batch: B26D196
Sample Size: 1.00 L
Date Extracted: 17-Apr-26 04:45
Column: ZB-DIOXIN

| Analyte | Amt Found (pg/L) | Spike Amt | % Recovery | Limits | Qualifiers | Analyzed | Dilution |
|---|---|---|---|---|---|---|---|
| 2,3,7,8-TCDD | 243 | 200 | 121 | 70-130 | | 19-Apr-26 05:15 | 1 |
| **Labeled Standards** | **Type** | | **% Recovery** | **Limits** | **Qualifiers** | **Analyzed** | **Dilution** |
| 13C-2,3,7,8-TCDD | IS | | 86.8 | 40-135 | | 19-Apr-26 05:15 | 1 |
| 37Cl-2,3,7,8-TCDD | CRS | | 93.7 | 40-135 | | 19-Apr-26 05:15 | 1 |

## Sample ID: CCLSB01260402

**EPA Method 8290A**

### Client Data

| | |
|---|---|
| Name: | Onterris Laboratories - Orange |
| Project: | EO-556785 |
| Matrix: | Water |
| Date Collected: | 02-Apr-26 11:50 |

### Laboratory Data

| | | | |
|---|---|---|---|
| Lab Sample: | 2604065-01 | Date Received: | 07-Apr-26 08:46 |
| QC Batch: | B26D196 | Date Extracted: | 17-Apr-26 |
| Sample Size: | 1.03 L | Column: | ZB-DIOXIN |

| Analyte | Conc. (pg/L) | MDL | RL | Qualifiers | Analyzed | Dilution |
|---|---|---|---|---|---|---|
| 2,3,7,8-TCDD | ND | 1.73 | 4.86 | | 19-Apr-26 13:53 | 1 |

| Labeled Standards | Type | % Recovery | Limits | Qualifiers | Analyzed | Dilution |
|---|---|---|---|---|---|---|
| 13C-2,3,7,8-TCDD | IS | 91.8 | 40 - 135 | | 19-Apr-26 13:53 | 1 |
| 37Cl-2,3,7,8-TCDD | CRS | 91.9 | 40 - 135 | | 19-Apr-26 13:53 | 1 |

MDL - Method Detection Limit
RL - Reporting limit

Results reported to MDL.

## Sample ID: CCLSB03260402

**EPA Method 8290A**

### Client Data

| | |
|---|---|
| Name: | Onterris Laboratories - Orange |
| Project: | EO-556785 |
| Matrix: | Water |
| Date Collected: | 02-Apr-26 14:15 |

### Laboratory Data

| | | | |
|---|---|---|---|
| Lab Sample: | 2604065-03 | Date Received: | 07-Apr-26 08:46 |
| QC Batch: | B26D196 | Date Extracted: | 17-Apr-26 |
| Sample Size: | 0.949 L | Column: | ZB-DIOXIN |

| Analyte | Conc. (pg/L) | MDL | RL | Qualifiers | Analyzed | Dilution |
|---|---|---|---|---|---|---|
| 2,3,7,8-TCDD | ND | 1.88 | 5.27 | | 19-Apr-26 14:40 | 1 |

| Labeled Standards | Type | % Recovery | Limits | Qualifiers | Analyzed | Dilution |
|---|---|---|---|---|---|---|
| 13C-2,3,7,8-TCDD | IS | 100 | 40 - 135 | | 19-Apr-26 14:40 | 1 |
| 37Cl-2,3,7,8-TCDD | CRS | 96.8 | 40 - 135 | | 19-Apr-26 14:40 | 1 |

MDL - Method Detection Limit
RL - Reporting limit

Results reported to MDL.

# DATA QUALIFIERS & ABBREVIATIONS

| | |
|---|---|
| B | Compound was also detected in the method blank |
| Conc. | Concentration |
| CRS | Cleanup Recovery Standard |
| D | Dilution |
| DL | Detection Limit |
| E | Concentration exceeded the calibration range |
| EDL | Estimated Detection Limit |
| EMPC | Estimated Maximum Possible Concentration |
| H | Recovery and/or RPD was outside laboratory acceptance limits |
| I | Chemical Interference |
| IS | Internal Standard |
| J | Estimated Concentration below the Reporting Limit/LOQ |
| LOD | Limit of Detection |
| LOQ | Limit of Quantitation |
| MDL | Method Detection Limit |
| NA | Not Applicable |
| ND | Not Detected |
| OPR | Ongoing Precision and Recovery sample |
| P | Concentration may include contribution from chlorinated diphenyl ether(s). |
| Q | Ion transition ratio is outside of the acceptance criteria. |
| RL | Reporting Limit (MRL) |
| TEQ | Toxic Equivalency, sum of the toxic equivalency factors (TEF) multiplied by the sample concentrations. |
| TEQMax | TEQ calculated using the detection limit as the concentration for non-detects |
| TEQMin | TEQ calculated using zero as the concentration for non-detects |
| TEQRisk | TEQ calculated using ½ the detection limit as the concentration for non-detects |
| U | Not Detected (specific projects only) |
| * | See Cover Letter |

Unless otherwise noted, solid sample results are reported in dry weight. Tissue samples are reported in wet weight.

# Onterris - EDH Certifications

| Accrediting Authority | Certificate Number |
|---|---|
| Alaska Department of Environmental Conservation | 17-013 |
| California Department of Health - ELAP | 2892 |
| DoD ELAP - A2LA Accredited - ISO/IEC 17025 | 3091.01 |
| Florida Department of Health | E87777 |
| Louisiana Department of Environmental Quality | 01977 |
| Maine Department of Health | 2020018 |
| Michigan Department of Environmental Quality | 9932 |
| Minnesota Department of Health | 2211390 |
| Nevada Division of Environmental Protection | CA00413 |
| New Hampshire Environmental Accreditation Program | 207721 |
| New Jersey Department of Environmental Protection | CA003 |
| New York Department of Health | 11411 |
| Ohio Environmental Protection Agency | 87778 |
| Oregon Laboratory Accreditation Program | 4042-021 |
| Texas Commission on Environmental Quality | T104704189-22-13 |
| Vermont Department of Health | VT-4042 |
| Virgnia Department of General Services | 11276 |
| Washington Department of Ecology | C584 |
| Wisconsin Department of Natural Resources | 998036160 |

*Current certificates and lists of licensed parameters can be found at Onterris.com/Resources/Accreditations*

ENTHALPY ANALYTICAL

931 West Barkley Ave
Orange, CA 92868
(714) 771-6900

Subcontract Laboratory:
Enthalpy - El Dorado Hills
1104 Windfield Way
El Dorado Hills, CA 95762
ATTN: Mark Rein
PO #: Required, to be sent via email

Enthalpy Order: EO-556785
PM: David Tripp
Email: david.tripp@enthalpy.com
CC: incomingreports@enthalpy.com
Phone: 657-581-4710

2604065 2.2°C

Results Due: Standard TAT (15wd)
Report Level: II
Report To: MDL
EDDs: BLDR:Enthalpy (the normal EDD you send to Orange)

Notes:
CHIQUITA Stormwater - 15wd TAT or less if at all possible. No decanting. No dilutions unless absolutely necessary due to matrix or other technically valid reason. HOLD 002 and 004 pending client update.

| Sample ID | Collected | Lab ID | # Cont. | Matrix | Analysis Requested | Comment |
|---|---|---|---|---|---|---|
| CCLSB01260402 | 02-APR-2026 11:50 | 556785-001 | 1 | Water | EPA 8290 - 2,3,7,8-TCDD Only | |
| CCLSB02260402 - HOLD | 02-APR-2026 13:30 | 556785-002 | 1 | Water | EPA 8290 - 2,3,7,8-TCDD Only | HOLD pending client update |
| CCLSB03260402 | 02-APR-2026 14:15 | 556785-003 | 1 | Water | EPA 8290 - 2,3,7,8-TCDD Only | |
| CCLSB04260402 - HOLD | 02-APR-2026 15:50 | 556785-004 | 1 | Water | EPA 8290 - 2,3,7,8-TCDD Only | HOLD pending client update |

| Notes: | Relinquished By: | Received By: |
|---|---|---|
| | [signature] | [signature] |
| | Date: 4-6-26 14:57 | Date: 04/07/26 0846 |
| | | |
| | Date: | Date: |
| | | |
| | Date: | Date: |

# CoC/Label Reconciliation Report WO# 2604065

| LabNumber | CoC Sample ID | | SampleAlias | Sample Date/Time | | Container | BaseMatrix | Sample Comments |
|---|---|---|---|---|---|---|---|---|
| 2604065-01 | A CCLSB01260402 | ☑ | 556785-001 | 02-Apr-26 11:50 | ☑ | Amber Glass NM Bottle, 1L | Aqueous | |
| 2604065-02 | A CCLSB02260402 - HOLD | ☐ A | 556785-002 | 02-Apr-26 13:30 | ☑ | Amber Glass NM Bottle, 1L | Aqueous | |
| 2604065-03 | A CCLSB03260402 | ☑ | 556785-003 | 02-Apr-26 14:15 | ☑ | Amber Glass NM Bottle, 1L | Aqueous | |
| 2604065-04 | A CCLSB04260402 - HOLD | ☐ A | 556785-004 | 02-Apr-26 15:50 | ☑ | Amber Glass WM Bottle, 1L | Aqueous | |

Checkmarks indicate that information on the COC reconciled with the sample label.
Any discrepancies are noted in the following columns.

| CONDITION | Yes | No | NA |
|---|---|---|---|
| Sample Container Intact? | ✓ | | |
| Sample Container(s) Custody Seals Intact? | | | ✓ |
| Custody Seals On Cooler Intact? | | | ✓ |
| Adequate Sample Volume? | ✓ | | |
| Container Type Appropriate for Analysis(es)? | ✓ | | |

Comments:
(A=underlined part of ID missing

Preservation Documented: Na2S2O3 Trizma NH4CH3CO2 (None) Other

Verifed by/Date: XAO 04/07/26.
KMS 04/07/26

Onterris
5900 Hollis Street, Suite L
Emeryville, CA 94608
510-486-0900

onterris.com

| | | |
|---|---|---|
| Lab Job Number | : | 557418 |
| Report Level | : | II |
| Report Date | : | 05/12/2026 |

**Analytical Report** *prepared for:*

Matt Breuer
Waste Connections
Chiquita Canyon Landfill
29201 Henry Mayo Drive
Castaic, CA 91384

Project: CCLF STORMWATER - Chiquita Canyon Stormwater

*Authorized for release by:*



John Goyette, Service Center Manager
john.goyette@onterris.com

This data package has been reviewed for technical correctness and completeness. Release of this data has been authorized by the Laboratory Manager or the Manager's designee, as verified by the above signature which applies to this PDF file as well as any associated electronic data deliverable files. The results contained in this report meet all requirements of NELAP and pertain only to those samples which were submitted for analysis. This report may be reproduced only in its entirety.

CA ELAP# 1338, CA ELAP #1338-S1, NELAP# 4038, SCAQMD LAP# 18LA0518, LACSD ID# 10105, ORELAP# 4197

# Sample Summary

| | | |
|---|---|---|
| Matt Breuer<br>Waste Connections<br>Chiquita Canyon Landfill<br>29201 Henry Mayo Drive<br>Castaic, CA 91384 | Lab Job #:<br>Project No:<br>Location:<br>Date Received: | 557418<br>CCLF STORMWATER<br>Chiquita Canyon Stormwater<br>04/12/26 |

| Sample ID | Lab ID | Collected | Matrix |
|---|---|---|---|
| SOUTH BASIN - WESTERN INLET | 557418-001 | 04/11/26 15:03 | Water |

# Case Narrative

| | |
|---|---|
| Waste Connections<br>Chiquita Canyon Landfill<br>29201 Henry Mayo Drive<br>Castaic, CA 91384<br>Matt Breuer | Lab Job Number: 557418<br>Project No: CCLF STORMWATER<br>Location: Chiquita Canyon Stormwater<br>Date Received: 04/12/26 |

- This data package contains sample and QC results for one water sample, requested for the above referenced project on 04/12/26. The sample was received in good condition.
- DILUTIONS: Dilutions in this report were performed solely for the purpose of reporting target analytes within method calibration ranges - except where otherwise noted below or in Sub-Lab Case Narrative(s).
- EPA 1664A, EPA 200.7, EPA 200.8, EPA 245.1, EPA 300.0, EPA 350.1, EPA 420.1, EPA 625.1, EPA 8081A, EPA 8082, EPA 8270C-SIM, EPA 8270E, SM 4500-CN-E, SM 4500-P-B5-E, SM 4500-S2-D, SM 5310B, SM 9221B, SM 9221F, SM2130B, SM2320B, SM2510B, SM2540C, SM2540D, SM5210B, and SM5220D analyses were performed at 931 West Barkley Ave, Orange, CA, 92868.
- EPA 8260B analysis was performed at 2532 E Cerritos Ave., Anaheim, CA, 92806.

**Volatile Organics by GC/MS (EPA 8260B):**

- SOUTH BASIN - WESTERN INLET (lab # 557418-001) had pH greater than 2.
- No other analytical problems were encountered.

**Semivolatile Organics by GC/MS (EPA 8270E):**
No analytical problems were encountered.

**Semivolatile Organics by GC/MS (EPA 625.1):**
No analytical problems were encountered.

**Semivolatile Organics by GC/MS SIM (EPA 8270C-SIM):**
No analytical problems were encountered.

**Pesticides (EPA 8081A):**
No analytical problems were encountered.

**Total Organic Carbon by IR (SM 5310B):**

- High recoveries were observed for total organic carbon in the MS/MSD for batch 400585; the parent sample was not a project sample, the LCS was within limits, and the associated RPD was within limits.
- No other analytical problems were encountered.

**PCBs (EPA 8082):**
No analytical problems were encountered.

**Metals (EPA 200.7, EPA 200.8, and EPA 245.1):**

- High response was observed for antimony in the CCV analyzed 04/12/26 13:59; this analyte was not detected at or above the RL in the associated samples, and affected data was qualified with "b".
- Sodium was detected between the MDL and the RL in the method blank for batch 400577; this analyte was detected in the sample at a level at least 10 times that of the blank.
- Barium and nickel were detected between the MDL and the RL in the method blank for batch 400579; these analytes were detected in the sample at a level at least 10 times that of the blank.
- No other analytical problems were encountered.

**Ion Chromatography (EPA 300.0):**

- High recoveries were observed for a number of analytes in the MS of SOUTH BASIN - WESTERN INLET (lab # 557418-001); the LCS was within limits, and the associated RPDs were within limits.
- Responses exceeding the instrument's linear range were observed for sulfate in the MS/MSD of SOUTH BASIN - WESTERN INLET (lab # 557418-001); affected data was qualified with "E".
- No other analytical problems were encountered.

**Total Phosphorus as P (SM 4500-P-B5-E):**
No analytical problems were encountered.

**Conductivity (SM2510B):**
No analytical problems were encountered.

**Total Oil & Grease (HEM) (EPA 1664A):**

- Matrix spikes were not performed for this analysis due to insufficient sample volume.
- No analytical problems were encountered.

**Total Phenolics (EPA 420.1):**
No analytical problems were encountered.

**Alkalinity (SM2320B):**
No analytical problems were encountered.

**Sulfide (SM 4500-S2-D):**
No analytical problems were encountered.

**Total Dissolved Solids (TDS) (SM2540C):**
No analytical problems were encountered.

**Total Suspended Solids (TSS) (SM2540D):**

- High RPD was observed for total suspended solids in the SDUP for batch 400598; the parent sample was not a project sample.
- No other analytical problems were encountered.

**Chemical Oxygen Demand (SM5220D):**
No analytical problems were encountered.

**Biochemical Oxygen Demand (SM5210B):**
No analytical problems were encountered.

**Turbidity (SM2130B):**
No analytical problems were encountered.

**Cyanide - Semi-Automated Method (SM 4500-CN-E and SM 4500-CN-E):**
No analytical problems were encountered.

**Coliform - 9221 Tests (SM 9221B and SM 9221F):**
No analytical problems were encountered.

**Ammonia and TKN- Semi-Automated Method (SM 4500-NH3-G):**

- The 2nd source standard for ammonia was expired. To meet the hold time and TAT, the standard was used for the analysis of NH3. The ICV was analyzed against the ICAL primary source. Additionally, both the LCS primary source recovery and the secondary source recovery were within acceptance criteria. Therefore, the data quality was not impacted, and the results have been reported.
- No analytical problems were encountered.

**Organophosphorus Pesticides (EPA 8141A):**
Pace Laboratories in Bakersfield, CA performed the analysis (see sublab report section for certifications). Please see the Pace Laboratories case narrative.

**8151A Chlorinated Herbicides (EPA 8151A):**
McCampbell Analytical, Inc. in Pittsburg, CA performed the analysis (NELAP certified). Please see the McCampbell Analytical, Inc. case narrative.

**RSK-175 CO2 (RSK-175):**
McCampbell Analytical, Inc. in Pittsburg, CA performed the analysis (see sublab report section for certifications). Please see the McCampbell Analytical, Inc. case narrative.

**Dioxins & Furans (EPA 8290):**
Enthalpy - El Dorado Hills in El Dorado Hills, CA performed the analysis (see sublab report section for certifications). Please see the Enthalpy - El Dorado Hills case narrative.

# ENTHALPY ANALYTICAL

## Chain of Custody Record

Lab No: 557418

Page: 1 of 3

**Turn Around Time (rush by advanced notice only)**

| Standard: | | 5 Day: | | 3 Day: | |
|---|---|---|---|---|---|
| 2 Day: | | 1 Day: | X | Custom TAT: | |


**Enthalpy Analytical - Orange**

931 W. Barkley Avenue, Orange, CA 92868

Phone 714-771-6900


**Matrix:** A = Air S = Soil/Solid W = Water DW = Drinking Wate SD = Sediment PP = Pure Product SEA = Sea Water SW = Swab T = Tissue WP = Wipe O = Other

**Preservatives:** 1 = $Na_2S_2O_3$ 2 = HCl 3 = $HNO_3$ 4 = $H_2SO_4$ 5 = NaOH 6 = Other

**Sample Receipt Temp:** 5.6 12.20 1.8 2.3 -1.3 0.5 (lab use only)

| CUSTOMER INFORMATION | | PROJECT INFORMATION | |
|---|---|---|---|
| Company: | Chiquita Canyon, LLC | Name: | Stormwater Outlet |
| Report To: | Matt Breuer | Number: | |
| Email: | matthew.breuer@wasteconnection | P.O. #: | |
| Address: | 29201 Henry Mayo Drive | Address: | 29201 Henry Mayo Drive |
| | Castaic, CA 91384 | | Castaic, CA 91384 |
| Phone: | 682-559-3880 | Global ID: | |
| Fax: | | Sampled By: | CH, GA, ST |

| | Sample ID | Sampling Date | Sampling Time | Matrix | Container No. / Size | Pres. | 200.7/200.8 Metals (see comments) | 245.1 Mercury | 4500-CN-E Cyanide | 8081 Pesticides / 8082 PCBs | 8141 Organophosphorous Pesticides | 8151 Herbicides | 8260 VOCs | 8260 Acrolein/Acrylonitrile | 8270C | 8290 2,3,7,8-TCDD | Test Instructions / Comments |
|---|---|---|---|---|---|---|---|---|---|---|---|---|---|---|---|---|---|
| 1 | South Basin - Western Inlet | 04/11/26 | 1503 | W | 31 | 1,2,4,6 | X | X | X | X | X | X | X | X | X | X | Temp: 23.0°C, pH 6.90 |
| 2 | | | | | | | | | | | | | | | | | |
| 3 | | | | | | | | | | | | | | | | | |
| 4 | | | | | | | | | | | | | | | | | |
| 5 | | | | | | | | | | | | | | | | | |
| 6 | | | | | | | | | | | | | | | | | |
| 7 | | | | | | | | | | | | | | | | | |
| 8 | | | | | | | | | | | | | | | | | |
| 9 | | | | | | | | | | | | | | | | | |
| 10 | | | | | | | | | | | | | | | | | |

**Analysis Request**

**Test Instructions / Comments**

**200.8 - Ag, As, B, Ba, Be, Cd, Co, Cr, Cu, Ni, Mn, Pb, Sb, Se, Sn, Tl, V, Zn**
**200.7 - Fe, Ca, K, Mg, Na**

**Additional email recipients:**
**matt.breuer@wasteconnections.com**
**stormwater@wasteconnections.com**
**tmb@swteng.com**
**aav@swteng.com**

**Direct invoices to:**
**Maribel Bolanos**
**(661) 257-3665**

| | Signature | Print Name | Company / Title | Date / Time |
|---|---|---|---|---|
| [1] Relinquished By: | | Scott Tokai | CTEH | 4/12/26 0550 |
| [1] Received By: | | JETH CO | ENTHALPY | 04/12/26 0730 |
| [2] Relinquished By: | | | | |
| [2] Received By: | | | | |
| [3] Relinquished By: | | | | |
| [3] Received By: | | | | |

# ENTHALPY ANALYTICAL

## Chain of Custody Record

Lab No: 557418

Page: 2 of 3

| Turn Around Time (rush by advanced notice only) | | | | | |
|---|---|---|---|---|---|
| Standard: | | 5 Day: | | 3 Day: | |
| 2 Day: | | 1 Day: | X | Custom TAT: | |


**Enthalpy Analytical - Orange**

931 W. Barkley Avenue, Orange, CA 92868

Phone 714-771-6900


**Matrix:** A = Air S = Soil/Solid W = Water DW = Drinking Wate SD = Sediment PP = Pure Product SEA = Sea Water SW = Swab T = Tissue WP = Wipe O = Other

**Preservatives:** 1 = $Na_2S_2O_3$ 2 = HCl 3 = $HNO_3$ 4 = $H_2SO_4$ 5 = NaOH 6 = Other

**Sample Receipt Temp:** (lab use only)

| CUSTOMER INFORMATION | | PROJECT INFORMATION | |
|---|---|---|---|
| Company: | Chiquita Canyon, LLC | Name: | Stormwater Outlet |
| Report To: | Matt Breuer | Number: | |
| Email: | matthew.breuer@wasteconnection | P.O. #: | |
| Address: | 29201 Henry Mayo Drive | Address: | 29201 Henry Mayo Drive |
| | Castaic, CA 91384 | | Castaic, CA 91384 |
| Phone: | 682-559-3880 | Global ID: | |
| Fax: | | Sampled By: | CH, GA, ST |

**Test Instructions / Comments**

**Additional email recipients:**
**matt.breuer@wasteconnections.com**
**stormwater@wasteconnections.com**
**tmb@swteng.com**
**aav@swteng.com**

**Direct invoices to:**
**Maribel Bolanos**
**(661) 257-3665**

| | Sample ID | Sampling Date | Sampling Time | Matrix | Container No. / Size | Pres. | SM4500-S2-D Total Sulfide | 420.1 Total Phenolics | 1664A Oil and Grease | 9221B Tota Coliform | 9221F E. Coli | 300.0 Cl, Br, Fl, NO3, NO2, SO4 | 2540D TSS | 5310B TOC | 8270 SIM 1,4-Dioxane | SM2320B Alkalinity | Test Instructions / Comments |
|---|---|---|---|---|---|---|---|---|---|---|---|---|---|---|---|---|---|
| 1 | South Basin - Western Inlet | 04/11/26 | 1503 | W | 31 | 1,2,4,6 | X | X | X | X | X | X | X | X | X | X | Temp: 23.0°C, pH 6.90 |
| 2 | | | | | | | | | | | | | | | | | |
| 3 | | | | | | | | | | | | | | | | | |
| 4 | | | | | | | | | | | | | | | | | |
| 5 | | | | | | | | | | | | | | | | | |
| 6 | | | | | | | | | | | | | | | | | |
| 7 | | | | | | | | | | | | | | | | | |
| 8 | | | | | | | | | | | | | | | | | |
| 9 | | | | | | | | | | | | | | | | | |
| 10 | | | | | | | | | | | | | | | | | |

| | Signature | Print Name | Company / Title | Date / Time |
|---|---|---|---|---|
| [1] Relinquished By: | | Scott Towns | CTEH | 4/8/26 0851 |
| [1] Received By: | | JETH CO | ENTHALPY | 04/12/26 0730 |
| [2] Relinquished By: | | | | |
| [2] Received By: | | | | |
| [3] Relinquished By: | | | | |
| [3] Received By: | | | | |

7 of 8

# ENTHALPY ANALYTICAL

## Chain of Custody Record

Lab No: 557418

Page: 3 of 3

| Turn Around Time (rush by advanced notice only) | | | | | |
|---|---|---|---|---|---|
| Standard: | | 5 Day: | | 3 Day: | |
| 2 Day: | | 1 Day: | X | Custom TAT: | |


**Enthalpy Analytical - Orange**

931 W. Barkley Avenue, Orange, CA 92868

Phone 714-771-6900


**Matrix:** A = Air S = Soil/Solid W = Water DW = Drinking Wate SD = Sediment PP = Pure Product SEA = Sea Water SW = Swab T = Tissue WP = Wipe O = Other

**Preservatives:** 1 = $Na_2S_2O_3$ 2 = HCl 3 = $HNO_3$ 4 = $H_2SO_4$ 5 = NaOH 6 = Other

**Sample Receipt Temp:** (lab use only)

| CUSTOMER INFORMATION | | PROJECT INFORMATION | |
|---|---|---|---|
| Company: | Chiquita Canyon, LLC | Name: | Stormwater Outlet |
| Report To: | Matt Breuer | Number: | |
| Email: | matthew.breuer@wasteconnectior | P.O. #: | |
| Address: | 29201 Henry Mayo Drive | Address: | 29201 Henry Mayo Drive |
| | Castaic, CA 91384 | | Castaic, CA 91384 |
| Phone: | 682-559-3880 | Global ID: | |
| Fax: | | Sampled By: | CH, GA, ST |

| | Sample ID | Sampling Date | Sampling Time | Matrix | Container No. / Size | Pres. | SM5220D Chemical Oxygen Demand | SM2510B Specific Conductance | RSK-175 Carbon Dioxide | 2540E TDS | SM2130B Turbidity | 350.1 Ammonia | 625.1 - See Comments | 625.1 Alpha-Terpineol | SM5210B BOD | | Test Instructions / Comments |
|---|---|---|---|---|---|---|---|---|---|---|---|---|---|---|---|---|---|
| 1 | South Basin - Western Inlet | 04/11/26 | 1503 | W | 31 | 1,2,4,6 | X | X | X | X | X | X | X | X | X | X | Temp: 23.0°C, pH 6.90 |
| 2 | | | | | | | | | | | | | | | | | |
| 3 | | | | | | | | | | | | | | | | | |
| 4 | | | | | | | | | | | | | | | | | |
| 5 | | | | | | | | | | | | | | | | | |
| 6 | | | | | | | | | | | | | | | | | |
| 7 | | | | | | | | | | | | | | | | | |
| 8 | | | | | | | | | | | | | | | | | |
| 9 | | | | | | | | | | | | | | | | | |
| 10 | | | | | | | | | | | | | | | | | |

**Analysis Request**

**Test Instructions / Comments**

625.1 - Benzoic Acid, Pyridine, Phenol, 2-methylphenol, 3,4-methylphenol, Cresol, Naphthalene, alpha-terpineol

Additional email recipients:
matt.breuer@wasteconnections.com
stormwater@wasteconnections.com
tmb@swteng.com
aav@swteng.com

Direct invoices to:
Maribel Bolanos
(661) 257-3665

| | Signature | Print Name | Company / Title | Date / Time |
|---|---|---|---|---|
| 1 Relinquished By: | | Scott Tows | CTEH | 4/12/26 0550 |
| 1 Received By: | | JETH CO | ENTHALPY | 04/12/26 0730 |
| 2 Relinquished By: | | | | |
| 2 Received By: | | | | |
| 3 Relinquished By: | | | | |
| 3 Received By: | | | | |

8 of 8

# SAMPLE RECEIPT CHECKLIST

**Section 1: General Info**

Date Received: 04/12/26 WO# 557418 Client: Waste Connections

**Section 2: Shipping / Custody** **Are custody seals present?** ☐ Yes ☒ No

Custody seals intact on arrival? ■ N/A ☐ Yes ☐ No ☐ On cooler / box ☐ On samples

☐ Courier ■ Walk-In ☐ Field Sampling ☐ Shipping Info: _____

**Section 3a: Condition / Packaging** ☐ **Outside 0.0 - 6.0°C (0.0 - 10.0°C for microbiology) (PM notified)**

Date Opened 04/12/26 By (initials) JKC Type of ice used: ■ Wet ☐ Blue/Gel ☐ None

☐ Samples received on ice directly from the field; cooling process had begun. (if checked, skip temperatures)

☐ Sample matrix doesn't require cooling (e.g. air, bulk PCB). (if checked, skip temperatures)

If no cooler: Observed/Adjusted Temp (°C): _____ / _____ Thermometer/IR Gun: IR20 CF: -1.3

Cooler Temp (°C) #1: 3.6 / 2.3 #2: 1.8 / 0.5 #3: ____ / ____ #4: ____ / ____ #5: ____ / ____ #6: ____ / ____

**Section 3b: Microbiology Samples** ☐ **No microbiology samples submitted (skip 3b)**

■ Within temp range 0.0 - 10.0°C or received on ice directly from field.

■ Adequate headspace for microbiology analysis.

**Section 3c: Air Samples** ■ **No air samples submitted (skip 3c)**

☐ 1.4L Canisters ☐ 6L Canisters ☐ Tedlar Bags ☐ MCE Cassettes ☐ Sorbent Tubes ☐ Other _____

| Section 4: Containers / Labels / Samples | YES | NO | N/A |
|---|---|---|---|
| 1) Were custody papers present, filled properly, and legible? | X | | |
| 2) Is the sampler's name present on the CoC? | X | | |
| 3) Were containers received in good condition (unbroken / unopened / uncompromised)? | X | | |
| 4) Were the samples bagged? (required for microbiology samples; recommended for soil samples) | X | | |
| 5) Were all of, and only, the correct samples received? | X | | |
| 6) Are sample labels present, legible, and in agreement with the CoC? | X | | |
| 7) Does the container count match the CoC? | X | | |
| 8) Was sufficient sample volume / mass received for the analyses requested? | X | | |
| 9) Were samples received in proper containers for the analyses requested? | X | | |
| 10) Were samples received with > 1/2 holding time remaining? | X | | |
| 11) Are samples properly preserved as indicated by CoC / labels? | X | | |
| 12) Unpreserved VOAs received - If necessary, was the hold time changed in LIMS? | | | X |
| 13) Are VOA vials free from headspace/bubbles > 6mm? | X | | |

**Section 5: Explanations / Comments**

(If no comments are made, then no discrepancies noted.)

☐ **No additional discrepancies**

**Date Logged** 04/12/26 **By (print)** Jeth Co **(sign)** _____

**Date Labeled** 04/12/26 **By (print)** Jeth Co **(sign)** _____

Onterris ENTHALPY ANALYTICAL

# Analysis Results for 557418

Matt Breuer
Waste Connections
Chiquita Canyon Landfill
29201 Henry Mayo Drive
Castaic, CA 91384

Lab Job #: 557418
Project No: CCLF STORMWATER
Location: Chiquita Canyon Stormwater
Date Received: 04/12/26

**Sample ID:** SOUTH BASIN - WESTERN INLET | **Lab ID:** 557418-001 | **Matrix:** Water | **Collected:** 04/11/26 15:03

| 557418-001 Analyte | Result | Qual | Units | RL | MDL | DF | Batch | Prepared | Analyzed | Chemist |
|---|---|---|---|---|---|---|---|---|---|---|
| Method: EPA 1664A<br>Prep Method: METHOD | | | | | | | | | | |
| Total Oil and Grease | ND | | mg/L | 5.1 | 0.98 | 1 | 400576 | 04/12/26 | 04/13/26 | JAG |
| Method: EPA 200.7<br>Prep Method: EPA 3015A | | | | | | | | | | |
| Calcium | **150** | | mg/L | 0.10 | 0.022 | 1 | 400577 | 04/12/26 | 04/12/26 | DXC |
| Iron | **64** | | mg/L | 0.50 | 0.27 | 10 | 400577 | 04/12/26 | 04/12/26 | DXC |
| Magnesium | **34** | | mg/L | 0.10 | 0.010 | 1 | 400577 | 04/12/26 | 04/12/26 | DXC |
| Potassium | **26** | | mg/L | 0.50 | 0.15 | 1 | 400577 | 04/12/26 | 04/12/26 | DXC |
| Sodium | **74** | | mg/L | 0.50 | 0.017 | 1 | 400577 | 04/12/26 | 04/12/26 | DXC |
| Method: EPA 200.8<br>Prep Method: EPA 3015A | | | | | | | | | | |
| Antimony | **0.56** | J,b | ug/L | 2.0 | 0.058 | 1 | 400579 | 04/12/26 | 04/12/26 | DXC |
| Arsenic | **9.5** | | ug/L | 2.0 | 0.059 | 1 | 400579 | 04/12/26 | 04/12/26 | DXC |
| Barium | **510** | | ug/L | 50 | 0.69 | 10 | 400579 | 04/12/26 | 04/12/26 | DXC |
| Beryllium | **2.8** | | ug/L | 1.0 | 0.044 | 1 | 400579 | 04/12/26 | 04/12/26 | DXC |
| Boron | **250** | | ug/L | 100 | 34 | 10 | 400579 | 04/12/26 | 04/12/26 | DXC |
| Cadmium | **0.75** | J | ug/L | 1.0 | 0.079 | 1 | 400579 | 04/12/26 | 04/12/26 | DXC |
| Chromium | **25** | | ug/L | 5.0 | 0.14 | 1 | 400579 | 04/12/26 | 04/12/26 | DXC |
| Cobalt | **19** | | ug/L | 1.0 | 0.033 | 1 | 400579 | 04/12/26 | 04/12/26 | DXC |
| Copper | **46** | | ug/L | 3.0 | 1.4 | 1 | 400579 | 04/12/26 | 04/12/26 | DXC |
| Lead | **37** | | ug/L | 5.0 | 0.31 | 1 | 400579 | 04/12/26 | 04/12/26 | DXC |
| Manganese | **960** | | ug/L | 100 | 6.2 | 10 | 400579 | 04/12/26 | 04/12/26 | DXC |
| Nickel | **30** | | ug/L | 5.0 | 0.13 | 1 | 400579 | 04/12/26 | 04/12/26 | DXC |
| Selenium | **7.2** | | ug/L | 2.0 | 0.60 | 1 | 400579 | 04/12/26 | 04/12/26 | DXC |
| Silver | **0.20** | J | ug/L | 5.0 | 0.087 | 1 | 400579 | 04/12/26 | 04/12/26 | DXC |
| Thallium | **0.41** | J | ug/L | 1.0 | 0.031 | 1 | 400579 | 04/12/26 | 04/12/26 | DXC |
| Tin | ND | | ug/L | 5.0 | 0.59 | 1 | 400579 | 04/12/26 | 04/12/26 | DXC |
| Vanadium | **69** | | ug/L | 5.0 | 0.25 | 1 | 400579 | 04/12/26 | 04/12/26 | DXC |
| Zinc | **140** | | ug/L | 10 | 2.1 | 1 | 400579 | 04/12/26 | 04/12/26 | DXC |
| Method: EPA 245.1<br>Prep Method: EPA 245.1 | | | | | | | | | | |
| Mercury | ND | | ug/L | 0.40 | 0.063 | 1 | 400575 | 04/12/26 | 04/12/26 | DXC |
| Method: EPA 300.0<br>Prep Method: METHOD | | | | | | | | | | |
| Fluoride | **0.43** | | mg/L | 0.20 | 0.062 | 1 | 400590 | 04/12/26 13:05 | 04/12/26 14:35 | KUM |
| Chloride | **21** | | mg/L | 1.0 | 0.27 | 1 | 400590 | 04/12/26 13:05 | 04/12/26 14:35 | KUM |
| Nitrogen, Nitrite | **0.03** | J | mg/L | 0.10 | 0.01 | 1 | 400590 | 04/12/26 13:05 | 04/12/26 14:35 | KUM |



Results for any subcontracted analyses are not included in this section.

# Analysis Results for 557418

| 557418-001 Analyte | Result | Qual | Units | RL | MDL | DF | Batch | Prepared | Analyzed | Chemist |
|---|---|---|---|---|---|---|---|---|---|---|
| Bromide | **0.18** | J | mg/L | 0.30 | 0.049 | 1 | 400590 | 04/12/26 13:05 | 04/12/26 14:35 | KUM |
| Nitrogen, Nitrate | **0.31** | | mg/L | 0.10 | 0.05 | 1 | 400590 | 04/12/26 13:05 | 04/12/26 14:35 | KUM |
| Sulfate | **160** | | mg/L | 5.0 | 1.3 | 5 | 400590 | 04/12/26 13:05 | 04/13/26 10:07 | KUM |
| Method: EPA 350.1<br>Prep Method: METHOD | | | | | | | | | | |
| Ammonia-N | **0.24** | | mg/L | 0.10 | 0.068 | 1 | 400624 | 04/13/26 | 04/13/26 | JAK |
| Method: EPA 420.1<br>Prep Method: METHOD | | | | | | | | | | |
| Total Phenolics | **0.010** | | mg/L | 0.010 | 0.0056 | 1 | 400663 | 04/13/26 | 04/13/26 | LVL |
| Method: EPA 625.1<br>Prep Method: EPA 3510C | | | | | | | | | | |
| Benzoic acid | ND | | ug/L | 48 | 10 | 0.96 | 400571 | 04/12/26 | 04/12/26 | MSS |
| 2-Methylphenol | ND | | ug/L | 9.6 | 3.1 | 0.96 | 400571 | 04/12/26 | 04/12/26 | MSS |
| Pyridine | ND | | ug/L | 9.6 | 2.7 | 0.96 | 400571 | 04/12/26 | 04/12/26 | MSS |
| Phenol | ND | | ug/L | 9.6 | 2.0 | 0.96 | 400571 | 04/12/26 | 04/12/26 | MSS |
| Naphthalene | ND | | ug/L | 9.6 | 3.4 | 0.96 | 400571 | 04/12/26 | 04/12/26 | MSS |
| 3-,4-Methylphenol | ND | | ug/L | 9.6 | 2.9 | 0.96 | 400571 | 04/12/26 | 04/12/26 | MSS |
| Cresol | ND | | ug/L | 9.6 | | 0.96 | 400571 | 04/12/26 | 04/12/26 | MSS |
| a-Terpineol | **3.1** | J | ug/L | 9.6 | 2.0 | 0.96 | 400571 | 04/12/26 | 04/12/26 | MSS |
| **Surrogates** | | | | **Limits** | | | | | | |
| 2-Fluorophenol | 52% | | %REC | 36-95 | | 0.96 | 400571 | 04/12/26 | 04/12/26 | MSS |
| Phenol-d6 | 36% | | %REC | 28-82 | | 0.96 | 400571 | 04/12/26 | 04/12/26 | MSS |
| 2,4,6-Tribromophenol | 95% | | %REC | 61-140 | | 0.96 | 400571 | 04/12/26 | 04/12/26 | MSS |
| Nitrobenzene-d5 | 76% | | %REC | 48-123 | | 0.96 | 400571 | 04/12/26 | 04/12/26 | MSS |
| 2-Fluorobiphenyl | 68% | | %REC | 51-105 | | 0.96 | 400571 | 04/12/26 | 04/12/26 | MSS |
| Terphenyl-d14 | 83% | | %REC | 65-117 | | 0.96 | 400571 | 04/12/26 | 04/12/26 | MSS |
| Method: EPA 8081A<br>Prep Method: EPA 3510C | | | | | | | | | | |
| alpha-BHC | ND | | ug/L | 0.05 | 0.01 | 0.95 | 400599 | 04/12/26 | 04/12/26 | XLY |
| beta-BHC | ND | | ug/L | 0.05 | 0.01 | 0.95 | 400599 | 04/12/26 | 04/12/26 | XLY |
| gamma-BHC | ND | | ug/L | 0.05 | 0.009 | 0.95 | 400599 | 04/12/26 | 04/12/26 | XLY |
| delta-BHC | ND | | ug/L | 0.05 | 0.008 | 0.95 | 400599 | 04/12/26 | 04/12/26 | XLY |
| Heptachlor | ND | | ug/L | 0.05 | 0.01 | 0.95 | 400599 | 04/12/26 | 04/12/26 | XLY |
| Aldrin | ND | | ug/L | 0.05 | 0.02 | 0.95 | 400599 | 04/12/26 | 04/12/26 | XLY |
| Heptachlor epoxide | ND | | ug/L | 0.05 | 0.01 | 0.95 | 400599 | 04/12/26 | 04/12/26 | XLY |
| Endosulfan I | ND | | ug/L | 0.05 | 0.01 | 0.95 | 400599 | 04/12/26 | 04/12/26 | XLY |
| Dieldrin | ND | | ug/L | 0.1 | 0.01 | 0.95 | 400599 | 04/12/26 | 04/12/26 | XLY |
| 4,4'-DDE | ND | | ug/L | 0.1 | 0.03 | 0.95 | 400599 | 04/12/26 | 04/12/26 | XLY |
| Endrin | ND | | ug/L | 0.1 | 0.01 | 0.95 | 400599 | 04/12/26 | 04/12/26 | XLY |
| Endosulfan II | ND | | ug/L | 0.1 | 0.01 | 0.95 | 400599 | 04/12/26 | 04/12/26 | XLY |
| Endosulfan sulfate | ND | | ug/L | 0.1 | 0.02 | 0.95 | 400599 | 04/12/26 | 04/12/26 | XLY |
| 4,4'-DDD | ND | | ug/L | 0.1 | 0.03 | 0.95 | 400599 | 04/12/26 | 04/12/26 | XLY |
| Endrin aldehyde | ND | | ug/L | 0.1 | 0.03 | 0.95 | 400599 | 04/12/26 | 04/12/26 | XLY |
| Endrin ketone | ND | | ug/L | 0.1 | 0.02 | 0.95 | 400599 | 04/12/26 | 04/12/26 | XLY |
| 4,4'-DDT | ND | | ug/L | 0.1 | 0.07 | 0.95 | 400599 | 04/12/26 | 04/12/26 | XLY |
| Methoxychlor | ND | | ug/L | 0.1 | 0.04 | 0.95 | 400599 | 04/12/26 | 04/12/26 | XLY |
| Toxaphene | ND | | ug/L | 1.9 | 0.6 | 0.95 | 400599 | 04/12/26 | 04/12/26 | XLY |
| Chlordane (Technical) | ND | | ug/L | 1.0 | 0.3 | 0.95 | 400599 | 04/12/26 | 04/12/26 | XLY |
| **Surrogates** | | | | **Limits** | | | | | | |



Results for any subcontracted analyses are not included in this section.

# Analysis Results for 557418

| 557418-001 Analyte | Result | Qual | Units | RL | MDL | DF | Batch | Prepared | Analyzed | Chemist |
|---|---|---|---|---|---|---|---|---|---|---|
| TCMX | 89% | | %REC | 29-120 | | 0.95 | 400599 | 04/12/26 | 04/12/26 | XLY |
| Decachlorobiphenyl | 130% | | %REC | 33-132 | | 0.95 | 400599 | 04/12/26 | 04/12/26 | XLY |
| Method: EPA 8082<br>Prep Method: EPA 3510C | | | | | | | | | | |
| Aroclor-1016 | ND | | ug/L | 0.48 | 0.23 | 0.95 | 400599 | 04/12/26 | 04/12/26 | XLY |
| Aroclor-1221 | ND | | ug/L | 0.48 | 0.42 | 0.95 | 400599 | 04/12/26 | 04/12/26 | XLY |
| Aroclor-1232 | ND | | ug/L | 0.48 | 0.23 | 0.95 | 400599 | 04/12/26 | 04/12/26 | XLY |
| Aroclor-1242 | ND | | ug/L | 0.48 | 0.30 | 0.95 | 400599 | 04/12/26 | 04/12/26 | XLY |
| Aroclor-1248 | ND | | ug/L | 0.48 | 0.21 | 0.95 | 400599 | 04/12/26 | 04/12/26 | XLY |
| Aroclor-1254 | ND | | ug/L | 0.48 | 0.30 | 0.95 | 400599 | 04/12/26 | 04/12/26 | XLY |
| Aroclor-1260 | ND | | ug/L | 0.48 | 0.28 | 0.95 | 400599 | 04/12/26 | 04/12/26 | XLY |
| Aroclor-1262 | ND | | ug/L | 0.48 | 0.26 | 0.95 | 400599 | 04/12/26 | 04/12/26 | XLY |
| Aroclor-1268 | ND | | ug/L | 0.48 | 0.27 | 0.95 | 400599 | 04/12/26 | 04/12/26 | XLY |
| **Surrogates** | | | | **Limits** | | | | | | |
| Decachlorobiphenyl (PCB) | 129% | | %REC | 28-138 | | 0.95 | 400599 | 04/12/26 | 04/12/26 | XLY |
| Method: EPA 8260B<br>Prep Method: EPA 5030B | | | | | | | | | | |
| Carbon Disulfide | ND | | ug/L | 5.0 | 0.3 | 1 | 400584 | 04/12/26 | 04/12/26 | ZXL |
| Chloroprene | ND | | ug/L | 200 | 0.3 | 1 | 400584 | 04/12/26 | 04/12/26 | ZXL |
| 3-Chloropropene | ND | | ug/L | 5.0 | 0.2 | 1 | 400584 | 04/12/26 | 04/12/26 | ZXL |
| Ethyl methacrylate | ND | | ug/L | 50 | 2.4 | 1 | 400584 | 04/12/26 | 04/12/26 | ZXL |
| Ethanol | ND | | ug/L | 500 | 130 | 1 | 400584 | 04/12/26 | 04/12/26 | ZXL |
| 2-Hexanone | ND | | ug/L | 5.0 | 0.6 | 1 | 400584 | 04/12/26 | 04/12/26 | ZXL |
| Isopropanol (IPA) | ND | | ug/L | 200 | 40 | 1 | 400584 | 04/12/26 | 04/12/26 | ZXL |
| Methyl acrylonitrile | ND | | ug/L | 35 | 1.3 | 1 | 400584 | 04/12/26 | 04/12/26 | ZXL |
| Vinyl Acetate | ND | | ug/L | 50 | 2.4 | 1 | 400584 | 04/12/26 | 04/12/26 | ZXL |
| Acrolein | ND | | ug/L | 200 | 2.0 | 1 | 400584 | 04/12/26 | 04/12/26 | ZXL |
| Acrylonitrile | ND | | ug/L | 10 | 0.3 | 1 | 400584 | 04/12/26 | 04/12/26 | ZXL |
| Freon 12 | ND | | ug/L | 5.0 | 0.2 | 1 | 400584 | 04/12/26 | 04/12/26 | ZXL |
| Chloromethane | ND | | ug/L | 5.0 | 0.1 | 1 | 400584 | 04/12/26 | 04/12/26 | ZXL |
| Vinyl Chloride | ND | | ug/L | 5.0 | 0.1 | 1 | 400584 | 04/12/26 | 04/12/26 | ZXL |
| Bromomethane | ND | | ug/L | 5.0 | 0.3 | 1 | 400584 | 04/12/26 | 04/12/26 | ZXL |
| Chloroethane | ND | | ug/L | 5.0 | 0.05 | 1 | 400584 | 04/12/26 | 04/12/26 | ZXL |
| Trichlorofluoromethane | ND | | ug/L | 5.0 | 0.08 | 1 | 400584 | 04/12/26 | 04/12/26 | ZXL |
| Iodomethane | ND | | ug/L | 5.0 | | 1 | 400584 | 04/12/26 | 04/12/26 | ZXL |
| Acetone | ND | | ug/L | 100 | 8.8 | 1 | 400584 | 04/12/26 | 04/12/26 | ZXL |
| Freon 113 | ND | | ug/L | 5.0 | 0.1 | 1 | 400584 | 04/12/26 | 04/12/26 | ZXL |
| 1,1-Dichloroethene | ND | | ug/L | 5.0 | 0.1 | 1 | 400584 | 04/12/26 | 04/12/26 | ZXL |
| Methylene Chloride | ND | | ug/L | 10 | 0.2 | 1 | 400584 | 04/12/26 | 04/12/26 | ZXL |
| MTBE | ND | | ug/L | 5.0 | 0.1 | 1 | 400584 | 04/12/26 | 04/12/26 | ZXL |
| trans-1,2-Dichloroethene | ND | | ug/L | 5.0 | 0.1 | 1 | 400584 | 04/12/26 | 04/12/26 | ZXL |
| 1,1-Dichloroethane | ND | | ug/L | 5.0 | 0.07 | 1 | 400584 | 04/12/26 | 04/12/26 | ZXL |
| 2-Butanone | ND | | ug/L | 10 | 0.9 | 1 | 400584 | 04/12/26 | 04/12/26 | ZXL |
| cis-1,2-Dichloroethene | ND | | ug/L | 5.0 | 0.09 | 1 | 400584 | 04/12/26 | 04/12/26 | ZXL |
| 2,2-Dichloropropane | ND | | ug/L | 5.0 | 0.09 | 1 | 400584 | 04/12/26 | 04/12/26 | ZXL |
| Chloroform | ND | | ug/L | 5.0 | 0.07 | 1 | 400584 | 04/12/26 | 04/12/26 | ZXL |
| Bromochloromethane | ND | | ug/L | 5.0 | 0.1 | 1 | 400584 | 04/12/26 | 04/12/26 | ZXL |
| 1,1,1-Trichloroethane | ND | | ug/L | 5.0 | 0.03 | 1 | 400584 | 04/12/26 | 04/12/26 | ZXL |
| 1,1-Dichloropropene | ND | | ug/L | 5.0 | 0.08 | 1 | 400584 | 04/12/26 | 04/12/26 | ZXL |
| Carbon Tetrachloride | ND | | ug/L | 5.0 | 0.07 | 1 | 400584 | 04/12/26 | 04/12/26 | ZXL |
| 1,2-Dichloroethane | ND | | ug/L | 5.0 | 0.09 | 1 | 400584 | 04/12/26 | 04/12/26 | ZXL |



Results for any subcontracted analyses are not included in this section.

# Analysis Results for 557418

| 557418-001 Analyte | Result | Qual | Units | RL | MDL | DF | Batch | Prepared | Analyzed | Chemist |
|---|---|---|---|---|---|---|---|---|---|---|
| Benzene | ND | | ug/L | 1.0 | 0.07 | 1 | 400584 | 04/12/26 | 04/12/26 | ZXL |
| Trichloroethene | ND | | ug/L | 5.0 | 0.05 | 1 | 400584 | 04/12/26 | 04/12/26 | ZXL |
| 1,2-Dichloropropane | ND | | ug/L | 5.0 | 0.07 | 1 | 400584 | 04/12/26 | 04/12/26 | ZXL |
| Bromodichloromethane | ND | | ug/L | 5.0 | 0.05 | 1 | 400584 | 04/12/26 | 04/12/26 | ZXL |
| Dibromomethane | ND | | ug/L | 5.0 | 0.1 | 1 | 400584 | 04/12/26 | 04/12/26 | ZXL |
| 4-Methyl-2-Pentanone | ND | | ug/L | 5.0 | 0.5 | 1 | 400584 | 04/12/26 | 04/12/26 | ZXL |
| cis-1,3-Dichloropropene | ND | | ug/L | 5.0 | 0.08 | 1 | 400584 | 04/12/26 | 04/12/26 | ZXL |
| Toluene | ND | | ug/L | 5.0 | 0.05 | 1 | 400584 | 04/12/26 | 04/12/26 | ZXL |
| trans-1,3-Dichloropropene | ND | | ug/L | 5.0 | 0.03 | 1 | 400584 | 04/12/26 | 04/12/26 | ZXL |
| 1,1,2-Trichloroethane | ND | | ug/L | 5.0 | 0.06 | 1 | 400584 | 04/12/26 | 04/12/26 | ZXL |
| 1,3-Dichloropropane | ND | | ug/L | 5.0 | 0.1 | 1 | 400584 | 04/12/26 | 04/12/26 | ZXL |
| Tetrachloroethene | ND | | ug/L | 5.0 | 0.09 | 1 | 400584 | 04/12/26 | 04/12/26 | ZXL |
| Dibromochloromethane | ND | | ug/L | 5.0 | 0.07 | 1 | 400584 | 04/12/26 | 04/12/26 | ZXL |
| 1,2-Dibromoethane | ND | | ug/L | 5.0 | 0.07 | 1 | 400584 | 04/12/26 | 04/12/26 | ZXL |
| Chlorobenzene | ND | | ug/L | 5.0 | 0.05 | 1 | 400584 | 04/12/26 | 04/12/26 | ZXL |
| 1,1,1,2-Tetrachloroethane | ND | | ug/L | 5.0 | 0.06 | 1 | 400584 | 04/12/26 | 04/12/26 | ZXL |
| Ethylbenzene | ND | | ug/L | 5.0 | 0.04 | 1 | 400584 | 04/12/26 | 04/12/26 | ZXL |
| m,p-Xylenes | ND | | ug/L | 5.0 | 0.1 | 1 | 400584 | 04/12/26 | 04/12/26 | ZXL |
| o-Xylene | ND | | ug/L | 5.0 | 0.06 | 1 | 400584 | 04/12/26 | 04/12/26 | ZXL |
| Styrene | ND | | ug/L | 5.0 | 0.06 | 1 | 400584 | 04/12/26 | 04/12/26 | ZXL |
| Bromoform | ND | | ug/L | 5.0 | 0.08 | 1 | 400584 | 04/12/26 | 04/12/26 | ZXL |
| Isopropylbenzene | ND | | ug/L | 5.0 | 0.06 | 1 | 400584 | 04/12/26 | 04/12/26 | ZXL |
| 1,1,2,2-Tetrachloroethane | ND | | ug/L | 5.0 | 0.06 | 1 | 400584 | 04/12/26 | 04/12/26 | ZXL |
| 1,2,3-Trichloropropane | ND | | ug/L | 5.0 | 0.09 | 1 | 400584 | 04/12/26 | 04/12/26 | ZXL |
| Propylbenzene | ND | | ug/L | 5.0 | 0.05 | 1 | 400584 | 04/12/26 | 04/12/26 | ZXL |
| Bromobenzene | ND | | ug/L | 5.0 | 0.06 | 1 | 400584 | 04/12/26 | 04/12/26 | ZXL |
| 1,3,5-Trimethylbenzene | ND | | ug/L | 5.0 | 0.08 | 1 | 400584 | 04/12/26 | 04/12/26 | ZXL |
| 2-Chlorotoluene | ND | | ug/L | 5.0 | 0.07 | 1 | 400584 | 04/12/26 | 04/12/26 | ZXL |
| 4-Chlorotoluene | ND | | ug/L | 5.0 | 0.08 | 1 | 400584 | 04/12/26 | 04/12/26 | ZXL |
| tert-Butylbenzene | ND | | ug/L | 5.0 | 0.07 | 1 | 400584 | 04/12/26 | 04/12/26 | ZXL |
| 1,2,4-Trimethylbenzene | ND | | ug/L | 5.0 | 0.07 | 1 | 400584 | 04/12/26 | 04/12/26 | ZXL |
| sec-Butylbenzene | ND | | ug/L | 5.0 | 0.06 | 1 | 400584 | 04/12/26 | 04/12/26 | ZXL |
| para-Isopropyl Toluene | ND | | ug/L | 5.0 | 0.05 | 1 | 400584 | 04/12/26 | 04/12/26 | ZXL |
| 1,3-Dichlorobenzene | ND | | ug/L | 5.0 | 0.06 | 1 | 400584 | 04/12/26 | 04/12/26 | ZXL |
| 1,4-Dichlorobenzene | ND | | ug/L | 5.0 | 0.07 | 1 | 400584 | 04/12/26 | 04/12/26 | ZXL |
| n-Butylbenzene | ND | | ug/L | 5.0 | 0.08 | 1 | 400584 | 04/12/26 | 04/12/26 | ZXL |
| 1,2-Dichlorobenzene | ND | | ug/L | 5.0 | 0.04 | 1 | 400584 | 04/12/26 | 04/12/26 | ZXL |
| 1,2-Dibromo-3-Chloropropane | ND | | ug/L | 5.0 | 0.3 | 1 | 400584 | 04/12/26 | 04/12/26 | ZXL |
| 1,2,4-Trichlorobenzene | ND | | ug/L | 5.0 | 0.1 | 1 | 400584 | 04/12/26 | 04/12/26 | ZXL |
| Hexachlorobutadiene | ND | | ug/L | 5.0 | 0.06 | 1 | 400584 | 04/12/26 | 04/12/26 | ZXL |
| 1,2,3-Trichlorobenzene | ND | | ug/L | 5.0 | 0.09 | 1 | 400584 | 04/12/26 | 04/12/26 | ZXL |
| cis-1,4-Dichloro-2-butene | ND | | ug/L | 5.0 | 0.3 | 1 | 400584 | 04/12/26 | 04/12/26 | ZXL |
| trans-1,4-Dichloro-2-butene | ND | | ug/L | 5.0 | 0.2 | 1 | 400584 | 04/12/26 | 04/12/26 | ZXL |
| Xylene (total) | ND | | ug/L | 5.0 | | 1 | 400584 | 04/12/26 | 04/12/26 | ZXL |
| **Surrogates** | | | | **Limits** | | | | | | |
| Dibromofluoromethane | 104% | | %REC | 70-130 | | 1 | 400584 | 04/12/26 | 04/12/26 | ZXL |
| 1,2-Dichloroethane-d4 | 103% | | %REC | 70-130 | | 1 | 400584 | 04/12/26 | 04/12/26 | ZXL |
| Toluene-d8 | 98% | | %REC | 70-130 | | 1 | 400584 | 04/12/26 | 04/12/26 | ZXL |
| Bromofluorobenzene | 100% | | %REC | 70-130 | | 1 | 400584 | 04/12/26 | 04/12/26 | ZXL |
| Method: EPA 8270C-SIM<br>Prep Method: EPA 3535 | | | | | | | | | | |
| 1,4-Dioxane | ND | | ug/L | 1.0 | 0.87 | 1 | 400594 | 04/12/26 | 04/13/26 | MSS |

Results for any subcontracted analyses are not included in this section.

# Analysis Results for 557418

| 557418-001 Analyte | Result | Qual | Units | RL | MDL | DF | Batch | Prepared | Analyzed | Chemist |
|---|---|---|---|---|---|---|---|---|---|---|
| **Surrogates** | | | | **Limits** | | | | | | |
| 1,4-Dioxane-d8 (SUR) | 95% | | %REC | 80-120 | | 1 | 400594 | 04/12/26 | 04/13/26 | MSS |
| Method: EPA 8270E<br>Prep Method: EPA 3510C | | | | | | | | | | |
| Carbazole | ND | | ug/L | 9.6 | 2.7 | 0.96 | 400571 | 04/12/26 | 04/12/26 | MSS |
| N-Nitrosodimethylamine | ND | | ug/L | 9.6 | 2.8 | 0.96 | 400571 | 04/12/26 | 04/12/26 | MSS |
| Aniline | ND | | ug/L | 9.6 | 2.7 | 0.96 | 400571 | 04/12/26 | 04/12/26 | MSS |
| bis(2-Chloroethyl)ether | ND | | ug/L | 24 | 3.6 | 0.96 | 400571 | 04/12/26 | 04/12/26 | MSS |
| 2-Chlorophenol | ND | | ug/L | 9.6 | 3.5 | 0.96 | 400571 | 04/12/26 | 04/12/26 | MSS |
| 1,3-Dichlorobenzene | ND | | ug/L | 9.6 | 3.1 | 0.96 | 400571 | 04/12/26 | 04/12/26 | MSS |
| 1,4-Dichlorobenzene | ND | | ug/L | 9.6 | 3.2 | 0.96 | 400571 | 04/12/26 | 04/12/26 | MSS |
| Benzyl alcohol | ND | | ug/L | 24 | 5.5 | 0.96 | 400571 | 04/12/26 | 04/12/26 | MSS |
| 1,2-Dichlorobenzene | ND | | ug/L | 9.6 | 3.2 | 0.96 | 400571 | 04/12/26 | 04/12/26 | MSS |
| bis(2-Chloroisopropyl) ether | ND | | ug/L | 9.6 | 3.7 | 0.96 | 400571 | 04/12/26 | 04/12/26 | MSS |
| N-Nitroso-di-n-propylamine | ND | | ug/L | 9.6 | 3.7 | 0.96 | 400571 | 04/12/26 | 04/12/26 | MSS |
| Hexachloroethane | ND | | ug/L | 9.6 | 2.9 | 0.96 | 400571 | 04/12/26 | 04/12/26 | MSS |
| Nitrobenzene | ND | | ug/L | 24 | 8.1 | 0.96 | 400571 | 04/12/26 | 04/12/26 | MSS |
| Isophorone | ND | | ug/L | 9.6 | 3.5 | 0.96 | 400571 | 04/12/26 | 04/12/26 | MSS |
| 2-Nitrophenol | ND | | ug/L | 9.6 | 5.2 | 0.96 | 400571 | 04/12/26 | 04/12/26 | MSS |
| 2,4-Dimethylphenol | ND | | ug/L | 9.6 | 3.1 | 0.96 | 400571 | 04/12/26 | 04/12/26 | MSS |
| bis(2-Chloroethoxy)methane | ND | | ug/L | 9.6 | 3.5 | 0.96 | 400571 | 04/12/26 | 04/12/26 | MSS |
| 2,4-Dichlorophenol | ND | | ug/L | 9.6 | 3.6 | 0.96 | 400571 | 04/12/26 | 04/12/26 | MSS |
| 1,2,4-Trichlorobenzene | ND | | ug/L | 9.6 | 3.3 | 0.96 | 400571 | 04/12/26 | 04/12/26 | MSS |
| 4-Chloroaniline | ND | | ug/L | 9.6 | 3.0 | 0.96 | 400571 | 04/12/26 | 04/12/26 | MSS |
| Hexachlorobutadiene | ND | | ug/L | 9.6 | 2.1 | 0.96 | 400571 | 04/12/26 | 04/12/26 | MSS |
| 4-Chloro-3-methylphenol | ND | | ug/L | 9.6 | 3.4 | 0.96 | 400571 | 04/12/26 | 04/12/26 | MSS |
| 2-Methylnaphthalene | ND | | ug/L | 9.6 | 3.2 | 0.96 | 400571 | 04/12/26 | 04/12/26 | MSS |
| Hexachlorocyclopentadiene | ND | | ug/L | 24 | 7.5 | 0.96 | 400571 | 04/12/26 | 04/12/26 | MSS |
| 2,4,6-Trichlorophenol | ND | | ug/L | 9.6 | 3.9 | 0.96 | 400571 | 04/12/26 | 04/12/26 | MSS |
| 2,4,5-Trichlorophenol | ND | | ug/L | 9.6 | 3.6 | 0.96 | 400571 | 04/12/26 | 04/12/26 | MSS |
| 2-Chloronaphthalene | ND | | ug/L | 9.6 | 3.3 | 0.96 | 400571 | 04/12/26 | 04/12/26 | MSS |
| 2-Nitroaniline | ND | | ug/L | 48 | 4.2 | 0.96 | 400571 | 04/12/26 | 04/12/26 | MSS |
| Dimethylphthalate | ND | | ug/L | 9.6 | 3.3 | 0.96 | 400571 | 04/12/26 | 04/12/26 | MSS |
| Acenaphthylene | ND | | ug/L | 9.6 | 3.7 | 0.96 | 400571 | 04/12/26 | 04/12/26 | MSS |
| 2,6-Dinitrotoluene | ND | | ug/L | 9.6 | 4.3 | 0.96 | 400571 | 04/12/26 | 04/12/26 | MSS |
| 3-Nitroaniline | ND | | ug/L | 9.6 | 3.8 | 0.96 | 400571 | 04/12/26 | 04/12/26 | MSS |
| Acenaphthene | ND | | ug/L | 9.6 | 3.1 | 0.96 | 400571 | 04/12/26 | 04/12/26 | MSS |
| 2,4-Dinitrophenol | ND | | ug/L | 48 | 14 | 0.96 | 400571 | 04/12/26 | 04/12/26 | MSS |
| 4-Nitrophenol | ND | | ug/L | 48 | 8.2 | 0.96 | 400571 | 04/12/26 | 04/12/26 | MSS |
| Dibenzofuran | ND | | ug/L | 9.6 | 3.1 | 0.96 | 400571 | 04/12/26 | 04/12/26 | MSS |
| 2,4-Dinitrotoluene | ND | | ug/L | 9.6 | 4.1 | 0.96 | 400571 | 04/12/26 | 04/12/26 | MSS |
| Diethylphthalate | ND | | ug/L | 9.6 | 2.8 | 0.96 | 400571 | 04/12/26 | 04/12/26 | MSS |
| Fluorene | ND | | ug/L | 9.6 | 3.0 | 0.96 | 400571 | 04/12/26 | 04/12/26 | MSS |
| 4-Chlorophenyl-phenylether | ND | | ug/L | 9.6 | 2.9 | 0.96 | 400571 | 04/12/26 | 04/12/26 | MSS |
| 4-Nitroaniline | ND | | ug/L | 9.6 | 3.2 | 0.96 | 400571 | 04/12/26 | 04/12/26 | MSS |
| 4,6-Dinitro-2-methylphenol | ND | | ug/L | 48 | 16 | 0.96 | 400571 | 04/12/26 | 04/12/26 | MSS |
| N-Nitrosodiphenylamine | ND | | ug/L | 9.6 | 3.8 | 0.96 | 400571 | 04/12/26 | 04/12/26 | MSS |
| 1,2-diphenylhydrazine (as azobenzene) | ND | | ug/L | 9.6 | 2.8 | 0.96 | 400571 | 04/12/26 | 04/12/26 | MSS |
| 4-Bromophenyl-phenylether | ND | | ug/L | 9.6 | 3.2 | 0.96 | 400571 | 04/12/26 | 04/12/26 | MSS |
| Hexachlorobenzene | ND | | ug/L | 9.6 | 2.9 | 0.96 | 400571 | 04/12/26 | 04/12/26 | MSS |



Results for any subcontracted analyses are not included in this section.

# Analysis Results for 557418

| 557418-001 Analyte | Result | Qual | Units | RL | MDL | DF | Batch | Prepared | Analyzed | Chemist |
|---|---|---|---|---|---|---|---|---|---|---|
| Pentachlorophenol | ND | | ug/L | 24 | 5.5 | 0.96 | 400571 | 04/12/26 | 04/12/26 | MSS |
| Phenanthrene | ND | | ug/L | 9.6 | 2.8 | 0.96 | 400571 | 04/12/26 | 04/12/26 | MSS |
| Anthracene | ND | | ug/L | 9.6 | 2.7 | 0.96 | 400571 | 04/12/26 | 04/12/26 | MSS |
| Di-n-butylphthalate | ND | | ug/L | 9.6 | 2.9 | 0.96 | 400571 | 04/12/26 | 04/12/26 | MSS |
| Fluoranthene | ND | | ug/L | 9.6 | 2.7 | 0.96 | 400571 | 04/12/26 | 04/12/26 | MSS |
| Benzidine | ND | | ug/L | 48 | 18 | 0.96 | 400571 | 04/12/26 | 04/12/26 | MSS |
| Pyrene | ND | | ug/L | 9.6 | 2.6 | 0.96 | 400571 | 04/12/26 | 04/12/26 | MSS |
| Butylbenzylphthalate | ND | | ug/L | 9.6 | 3.5 | 0.96 | 400571 | 04/12/26 | 04/12/26 | MSS |
| 3,3'-Dichlorobenzidine | ND | | ug/L | 24 | 5.0 | 0.96 | 400571 | 04/12/26 | 04/12/26 | MSS |
| Benzo(a)anthracene | ND | | ug/L | 9.6 | 2.3 | 0.96 | 400571 | 04/12/26 | 04/12/26 | MSS |
| Chrysene | ND | | ug/L | 9.6 | 2.4 | 0.96 | 400571 | 04/12/26 | 04/12/26 | MSS |
| bis(2-Ethylhexyl)phthalate | ND | | ug/L | 9.6 | 3.2 | 0.96 | 400571 | 04/12/26 | 04/12/26 | MSS |
| Di-n-octylphthalate | ND | | ug/L | 9.6 | 4.5 | 0.96 | 400571 | 04/12/26 | 04/12/26 | MSS |
| Benzo(b)fluoranthene | ND | | ug/L | 9.6 | 2.9 | 0.96 | 400571 | 04/12/26 | 04/12/26 | MSS |
| Benzo(k)fluoranthene | ND | | ug/L | 9.6 | 3.0 | 0.96 | 400571 | 04/12/26 | 04/12/26 | MSS |
| Benzo(a)pyrene | ND | | ug/L | 9.6 | 3.0 | 0.96 | 400571 | 04/12/26 | 04/12/26 | MSS |
| Indeno(1,2,3-cd)pyrene | ND | | ug/L | 9.6 | 4.1 | 0.96 | 400571 | 04/12/26 | 04/12/26 | MSS |
| Dibenz(a,h)anthracene | ND | | ug/L | 9.6 | 4.0 | 0.96 | 400571 | 04/12/26 | 04/12/26 | MSS |
| Benzo(g,h,i)perylene | ND | | ug/L | 9.6 | 4.0 | 0.96 | 400571 | 04/12/26 | 04/12/26 | MSS |
| **Surrogates** | | | | **Limits** | | | | | | |
| 2-Fluorophenol | 52% | | %REC | 15-120 | | 0.96 | 400571 | 04/12/26 | 04/12/26 | MSS |
| Phenol-d6 | 36% | | %REC | 15-120 | | 0.96 | 400571 | 04/12/26 | 04/12/26 | MSS |
| 2,4,6-Tribromophenol | 95% | | %REC | 15-140 | | 0.96 | 400571 | 04/12/26 | 04/12/26 | MSS |
| Nitrobenzene-d5 | 76% | | %REC | 15-123 | | 0.96 | 400571 | 04/12/26 | 04/12/26 | MSS |
| 2-Fluorobiphenyl | 68% | | %REC | 15-120 | | 0.96 | 400571 | 04/12/26 | 04/12/26 | MSS |
| Terphenyl-d14 | 83% | | %REC | 15-120 | | 0.96 | 400571 | 04/12/26 | 04/12/26 | MSS |
| Method: SM 4500-CN-E<br>Prep Method: METHOD | | | | | | | | | | |
| Cyanide | **0.0035** | J | mg/L | 0.0050 | 0.0017 | 0.5 | 400772 | 04/14/26 | 04/15/26 | JAK |
| Method: SM 4500-P-B5-E | | | | | | | | | | |
| Phosphorus | **0.050** | | mg/L | 0.020 | 0.014 | 1 | 400589 | 04/12/26 | 04/12/26 | RDL |
| Method: SM 4500-S2-D<br>Prep Method: METHOD | | | | | | | | | | |
| Sulfide | ND | | mg/L | 0.10 | | 1 | 400888 | 04/15/26 | 04/15/26 | TXC |
| Method: SM 5310B<br>Prep Method: SM 5310B | | | | | | | | | | |
| Total Organic Carbon | **18** | | mg/L | 1.0 | 0.49 | 1 | 400585 | 04/12/26 | 04/12/26 | BDR |
| Method: SM 9221B<br>Prep Method: METHOD | | | | | | | | | | |
| Coliform, Total | **>1,600** | H | MPN/100ml | 1.8 | | 1 | 400660 | 04/12/26 12:42 | 04/14/26 17:13 | BPH |
| Method: SM 9221F | | | | | | | | | | |
| Coliform, E. Coli | **79** | H | MPN/100ml | 1.8 | | 1 | 400660 | 04/12/26 12:42 | 04/14/26 17:13 | BPH |
| Method: SM2130B | | | | | | | | | | |
| Turbidity | **2,200** | | NTU | 0.20 | 0.12 | 1 | 400670 | 04/13/26 14:30 | 04/13/26 14:30 | BDR |
| Method: SM2320B<br>Prep Method: METHOD | | | | | | | | | | |
| Bicarbonate | **130** | | mg/L | 2.4 | | 1 | 400657 | 04/13/26 | 04/13/26 | WWC |
| Alkalinity, Total as CaCO3 | **100** | | mg/L | 2.0 | | 1 | 400657 | 04/13/26 | 04/13/26 | WWC |



Results for any subcontracted analyses are not included in this section.

# Analysis Results for 557418

| 557418-001 Analyte | Result | Qual | Units | RL | MDL | DF | Batch | Prepared | Analyzed | Chemist |
|---|---|---|---|---|---|---|---|---|---|---|
| Method: SM2510B<br>Prep Method: METHOD | | | | | | | | | | |
| Specific Conductance | **600** | | umhos/cm | 1.0 | | 1 | 400602 | 04/12/26 | 04/12/26 | RDL |
| Method: SM2540C<br>Prep Method: METHOD | | | | | | | | | | |
| Total Dissolved Solids | **410** | | mg/L | 20 | | 2 | 400593 | 04/12/26 | 04/13/26 | RDL |
| Method: SM2540D<br>Prep Method: METHOD | | | | | | | | | | |
| Total Suspended Solids | **1,400** | | mg/L | 0.5 | | 1 | 400598 | 04/12/26 | 04/13/26 | CDR |
| Method: SM5210B<br>Prep Method: METHOD | | | | | | | | | | |
| Biochemical Oxygen Demand | **24** | | mg/L | 3.0 | | 1 | 400645 | 04/13/26 10:49 | 04/18/26 12:16 | WWC |
| Method: SM5220D<br>Prep Method: SM 5220D | | | | | | | | | | |
| Chemical Oxygen Demand | **57** | | mg/L | 4.0 | 2.6 | 1 | 400600 | 04/12/26 | 04/12/26 | RDL |

| | |
|---|---|
| > | Value exceeds indicated concentration |
| H | Holding time was exceeded |
| J | Estimated value |
| ND | Not Detected |
| b | See narrative |



Results for any subcontracted analyses are not included in this section.

Onterris ENTHALPY ANALYTICAL

# Batch QC

| | | | |
|---|---|---|---|
| **Type:** Blank | **Lab ID:** QC1359385 | **Batch:** 400576 |
| **Matrix:** Water | **Method:** EPA 1664A | **Prep Method:** METHOD |

| QC1359385 Analyte | Result | Qual | Units | RL | MDL | Prepared | Analyzed |
|---|---|---|---|---|---|---|---|
| Total Oil and Grease | ND | | mg/L | 5.0 | 0.97 | 04/12/26 | 04/13/26 |

| | | | |
|---|---|---|---|
| **Type:** Lab Control Sample | **Lab ID:** QC1359386 | **Batch:** 400576 |
| **Matrix:** Water | **Method:** EPA 1664A | **Prep Method:** METHOD |

| QC1359386 Analyte | Result | Spiked | Units | Recovery | Qual | Limits |
|---|---|---|---|---|---|---|
| Total Oil and Grease | 36.20 | 40.00 | mg/L | 91% | | 78-114 |

| | | | |
|---|---|---|---|
| **Type:** Lab Control Sample Duplicate | **Lab ID:** QC1359387 | **Batch:** 400576 |
| **Matrix:** Water | **Method:** EPA 1664A | **Prep Method:** METHOD |

| QC1359387 Analyte | Result | Spiked | Units | Recovery | Qual | Limits | RPD | RPD Lim |
|---|---|---|---|---|---|---|---|---|
| Total Oil and Grease | 34.10 | 40.00 | mg/L | 85% | | 78-114 | 6 | 18 |

| | | | |
|---|---|---|---|
| **Type:** Matrix Spike | **Lab ID:** QC1359268 | **Batch:** 400577 |
| **Matrix (Source ID):** Water (557387-001) | **Method:** EPA 200.7 | **Prep Method:** EPA 3015A |

| QC1359268 Analyte | Result | Source Sample Result | Spiked | Units | Recovery | Qual | Limits | DF |
|---|---|---|---|---|---|---|---|---|
| Calcium | 29.91 | 9.164 | 20.40 | mg/L | 102% | | 75-125 | 1 |
| Iron | 2.365 | 2.026 | 0.4000 | mg/L | 85% | NM | 75-125 | 1 |
| Magnesium | 23.19 | 2.476 | 20.40 | mg/L | 102% | | 75-125 | 1 |
| Potassium | 33.68 | 8.949 | 24.00 | mg/L | 103% | | 75-125 | 1 |
| Sodium | 31.20 | 11.06 | 20.40 | mg/L | 99% | | 75-125 | 1 |

| | | | |
|---|---|---|---|
| **Type:** Matrix Spike Duplicate | **Lab ID:** QC1359269 | **Batch:** 400577 |
| **Matrix (Source ID):** Water (557387-001) | **Method:** EPA 200.7 | **Prep Method:** EPA 3015A |

| QC1359269 Analyte | Result | Source Sample Result | Spiked | Units | Recovery | Qual | Limits | RPD | RPD Lim | DF |
|---|---|---|---|---|---|---|---|---|---|---|
| Calcium | 29.88 | 9.164 | 20.40 | mg/L | 102% | | 75-125 | 0 | 20 | 1 |
| Iron | 2.293 | 2.026 | 0.4000 | mg/L | 67% | NM | 75-125 | 3 | 20 | 1 |
| Magnesium | 23.13 | 2.476 | 20.40 | mg/L | 101% | | 75-125 | 0 | 20 | 1 |
| Potassium | 33.81 | 8.949 | 24.00 | mg/L | 104% | | 75-125 | 0 | 20 | 1 |
| Sodium | 31.44 | 11.06 | 20.40 | mg/L | 100% | | 75-125 | 1 | 20 | 1 |

# Batch QC

| | | | | | |
|---|---|---|---|---|---|
| **Type:** | **Serial Dilution** | **Lab ID:** | **QC1359273** | **Batch:** | **400577** |
| **Matrix (Source ID):** | **Water (557418-001)** | **Method:** | **EPA 200.7** | **Prep Method:** | **EPA 3015A** |

| QC1359273 Analyte | Result | Source Sample Result | Units | Qual | RPD | RPD Lim | DF |
|---|---|---|---|---|---|---|---|
| Calcium | 158.5 | 153.2 | mg/L | | | | 5 |
| Iron | 66.18 | 63.78 | mg/L | | | | 50 |
| Magnesium | 35.92 | 34.28 | mg/L | | | | 5 |
| Potassium | 25.72 | 25.77 | mg/L | | | | 5 |
| Sodium | 76.76 | 74.23 | mg/L | | | | 5 |

| | | | | | |
|---|---|---|---|---|---|
| **Type:** | **Blank** | **Lab ID:** | **QC1359274** | **Batch:** | **400577** |
| **Matrix:** | **Water** | **Method:** | **EPA 200.7** | **Prep Method:** | **EPA 3015A** |

| QC1359274 Analyte | Result | Qual | Units | RL | MDL | Prepared | Analyzed |
|---|---|---|---|---|---|---|---|
| Calcium | ND | | mg/L | 0.10 | 0.022 | 04/12/26 | 04/12/26 |
| Iron | ND | | mg/L | 0.027 | 0.027 | 04/12/26 | 04/12/26 |
| Magnesium | ND | | mg/L | 0.10 | 0.010 | 04/12/26 | 04/12/26 |
| Potassium | ND | | mg/L | 0.50 | 0.15 | 04/12/26 | 04/12/26 |
| Sodium | 0.038 | J | mg/L | 0.50 | 0.017 | 04/12/26 | 04/12/26 |

| | | | | | |
|---|---|---|---|---|---|
| **Type:** | **Lab Control Sample** | **Lab ID:** | **QC1359275** | **Batch:** | **400577** |
| **Matrix:** | **Water** | **Method:** | **EPA 200.7** | **Prep Method:** | **EPA 3015A** |

| QC1359275 Analyte | Result | Spiked | Units | Recovery | Qual | Limits |
|---|---|---|---|---|---|---|
| Calcium | 20.17 | 20.40 | mg/L | 99% | | 85-115 |
| Iron | 0.3859 | 0.4000 | mg/L | 96% | | 85-115 |
| Magnesium | 20.06 | 20.40 | mg/L | 98% | | 85-115 |
| Potassium | 24.12 | 24.00 | mg/L | 100% | | 85-115 |
| Sodium | 20.00 | 20.40 | mg/L | 98% | | 85-115 |

# Batch QC

| | | | | | |
|---|---|---|---|---|---|
| **Type:** | **Blank** | **Lab ID:** | **QC1359264** | **Batch:** | **400579** |
| **Matrix:** | **Water** | **Method:** | **EPA 200.8** | **Prep Method:** | **EPA 3015A** |

| QC1359264 Analyte | Result | Qual | Units | RL | MDL | Prepared | Analyzed |
|---|---|---|---|---|---|---|---|
| Antimony | ND | | ug/L | 2.0 | 0.058 | 04/12/26 | 04/12/26 |
| Arsenic | ND | | ug/L | 2.0 | 0.059 | 04/12/26 | 04/12/26 |
| Barium | 0.12 | J | ug/L | 5.0 | 0.069 | 04/12/26 | 04/12/26 |
| Beryllium | ND | | ug/L | 1.0 | 0.044 | 04/12/26 | 04/12/26 |
| Boron | ND | | ug/L | 10 | 3.4 | 04/12/26 | 04/12/26 |
| Cadmium | ND | | ug/L | 1.0 | 0.079 | 04/12/26 | 04/12/26 |
| Chromium | ND | | ug/L | 5.0 | 0.14 | 04/12/26 | 04/12/26 |
| Cobalt | ND | | ug/L | 1.0 | 0.033 | 04/12/26 | 04/12/26 |
| Copper | ND | | ug/L | 3.0 | 1.4 | 04/12/26 | 04/12/26 |
| Lead | ND | | ug/L | 5.0 | 0.31 | 04/12/26 | 04/12/26 |
| Manganese | ND | | ug/L | 10 | 0.62 | 04/12/26 | 04/12/26 |
| Nickel | 0.13 | J | ug/L | 5.0 | 0.13 | 04/12/26 | 04/12/26 |
| Selenium | ND | | ug/L | 2.0 | 0.60 | 04/12/26 | 04/12/26 |
| Silver | ND | | ug/L | 5.0 | 0.087 | 04/12/26 | 04/12/26 |
| Thallium | ND | | ug/L | 1.0 | 0.031 | 04/12/26 | 04/12/26 |
| Tin | ND | | ug/L | 5.0 | 0.59 | 04/12/26 | 04/12/26 |
| Vanadium | ND | | ug/L | 5.0 | 0.25 | 04/12/26 | 04/12/26 |
| Zinc | ND | | ug/L | 10 | 2.1 | 04/12/26 | 04/12/26 |

| | | | | | |
|---|---|---|---|---|---|
| **Type:** | **Lab Control Sample** | **Lab ID:** | **QC1359265** | **Batch:** | **400579** |
| **Matrix:** | **Water** | **Method:** | **EPA 200.8** | **Prep Method:** | **EPA 3015A** |

| QC1359265 Analyte | Result | Spiked | Units | Recovery | Qual | Limits |
|---|---|---|---|---|---|---|
| Antimony | 107.1 | 100.0 | ug/L | 107% | b | 85-115 |
| Arsenic | 94.50 | 100.0 | ug/L | 94% | | 85-115 |
| Barium | 99.05 | 100.0 | ug/L | 99% | | 85-115 |
| Beryllium | 95.73 | 100.0 | ug/L | 96% | | 85-115 |
| Boron | 90.77 | 100.0 | ug/L | 91% | | 85-115 |
| Cadmium | 100.1 | 100.0 | ug/L | 100% | | 85-115 |
| Chromium | 94.65 | 100.0 | ug/L | 95% | | 85-115 |
| Cobalt | 97.19 | 100.0 | ug/L | 97% | | 85-115 |
| Copper | 97.30 | 100.0 | ug/L | 97% | | 85-115 |
| Lead | 100.0 | 100.0 | ug/L | 100% | | 85-115 |
| Manganese | 95.25 | 100.0 | ug/L | 95% | | 85-115 |
| Nickel | 97.37 | 100.0 | ug/L | 97% | | 85-115 |
| Selenium | 96.36 | 100.0 | ug/L | 96% | | 85-115 |
| Silver | 48.86 | 50.00 | ug/L | 98% | | 85-115 |
| Thallium | 100.8 | 100.0 | ug/L | 101% | | 85-115 |
| Tin | 88.88 | 100.0 | ug/L | 89% | | 85-115 |
| Vanadium | 95.27 | 100.0 | ug/L | 95% | | 85-115 |
| Zinc | 96.96 | 100.0 | ug/L | 97% | | 85-115 |

# Batch QC

| | | | | | |
|---|---|---|---|---|---|
| **Type:** | **Matrix Spike** | **Lab ID:** | **QC1359266** | **Batch:** | **400579** |
| **Matrix (Source ID):** | **Water (557394-001)** | **Method:** | **EPA 200.8** | **Prep Method:** | **EPA 3015A** |

| QC1359266 Analyte | Result | Source Sample Result | Spiked | Units | Recovery | Qual | Limits | DF |
|---|---|---|---|---|---|---|---|---|
| Antimony | 130.4 | 31.10 | 100.0 | ug/L | 99% | b | 70-130 | 10 |
| Arsenic | 93.11 | 1.290 | 100.0 | ug/L | 92% | | 70-130 | 10 |
| Barium | 170.4 | 75.99 | 100.0 | ug/L | 94% | | 70-130 | 10 |
| Beryllium | 100.3 | ND | 100.0 | ug/L | 100% | | 70-130 | 10 |
| Boron | 836.6 | 780.7 | 100.0 | ug/L | 56% | NM | 70-130 | 10 |
| Cadmium | 97.04 | ND | 100.0 | ug/L | 97% | | 70-130 | 10 |
| Chromium | 104.8 | 13.26 | 100.0 | ug/L | 91% | | 70-130 | 10 |
| Cobalt | 104.3 | 5.880 | 100.0 | ug/L | 98% | | 70-130 | 10 |
| Copper | 132.2 | 33.77 | 100.0 | ug/L | 98% | | 70-130 | 10 |
| Lead | 102.4 | ND | 100.0 | ug/L | 102% | | 70-130 | 10 |
| Manganese | 116.9 | 21.93 | 100.0 | ug/L | 95% | | 70-130 | 10 |
| Nickel | 137.7 | 42.13 | 100.0 | ug/L | 96% | | 70-130 | 10 |
| Selenium | 91.07 | ND | 100.0 | ug/L | 91% | | 70-130 | 10 |
| Silver | 44.82 | ND | 50.00 | ug/L | 90% | | 70-130 | 10 |
| Thallium | 100.9 | ND | 100.0 | ug/L | 101% | | 70-130 | 10 |
| Tin | 85.99 | ND | 100.0 | ug/L | 86% | | 70-130 | 10 |
| Vanadium | 151.3 | 55.67 | 100.0 | ug/L | 96% | | 70-130 | 10 |
| Zinc | 1,458 | 1408 | 100.0 | ug/L | 50% | NM | 70-130 | 10 |

| | | | | | |
|---|---|---|---|---|---|
| **Type:** | **Matrix Spike Duplicate** | **Lab ID:** | **QC1359267** | **Batch:** | **400579** |
| **Matrix (Source ID):** | **Water (557394-001)** | **Method:** | **EPA 200.8** | **Prep Method:** | **EPA 3015A** |

| QC1359267 Analyte | Result | Source Sample Result | Spiked | Units | Recovery | Qual | Limits | RPD | RPD Lim | DF |
|---|---|---|---|---|---|---|---|---|---|---|
| Antimony | 128.3 | 31.10 | 100.0 | ug/L | 97% | b | 70-130 | 2 | 20 | 10 |
| Arsenic | 90.36 | 1.290 | 100.0 | ug/L | 89% | | 70-130 | 3 | 20 | 10 |
| Barium | 172.8 | 75.99 | 100.0 | ug/L | 97% | | 70-130 | 1 | 20 | 10 |
| Beryllium | 95.27 | ND | 100.0 | ug/L | 95% | | 70-130 | 5 | 20 | 10 |
| Boron | 871.3 | 780.7 | 100.0 | ug/L | 91% | NM | 70-130 | 4 | 20 | 10 |
| Cadmium | 96.55 | ND | 100.0 | ug/L | 97% | | 70-130 | 1 | 20 | 10 |
| Chromium | 104.4 | 13.26 | 100.0 | ug/L | 91% | | 70-130 | 0 | 20 | 10 |
| Cobalt | 102.3 | 5.880 | 100.0 | ug/L | 96% | | 70-130 | 2 | 20 | 10 |
| Copper | 130.6 | 33.77 | 100.0 | ug/L | 97% | | 70-130 | 1 | 20 | 10 |
| Lead | 101.0 | ND | 100.0 | ug/L | 101% | | 70-130 | 1 | 20 | 10 |
| Manganese | 115.7 | 21.93 | 100.0 | ug/L | 94% | | 70-130 | 1 | 20 | 10 |
| Nickel | 134.2 | 42.13 | 100.0 | ug/L | 92% | | 70-130 | 3 | 20 | 10 |
| Selenium | 85.23 | ND | 100.0 | ug/L | 85% | | 70-130 | 7 | 20 | 10 |
| Silver | 44.54 | ND | 50.00 | ug/L | 89% | | 70-130 | 1 | 20 | 10 |
| Thallium | 100.0 | ND | 100.0 | ug/L | 100% | | 70-130 | 1 | 20 | 10 |
| Tin | 84.55 | ND | 100.0 | ug/L | 85% | | 70-130 | 2 | 20 | 10 |
| Vanadium | 150.4 | 55.67 | 100.0 | ug/L | 95% | | 70-130 | 1 | 20 | 10 |
| Zinc | 1,480 | 1408 | 100.0 | ug/L | 72% | NM | 70-130 | 2 | 20 | 10 |

# Batch QC

| Type: Blank | Lab ID: QC1359258 | Batch: 400575 |
|---|---|---|
| Matrix: Water | Method: EPA 245.1 | Prep Method: EPA 245.1 |

| QC1359258 Analyte | Result | Qual | Units | RL | MDL | Prepared | Analyzed |
|---|---|---|---|---|---|---|---|
| Mercury | ND | | ug/L | 0.40 | 0.063 | 04/12/26 | 04/12/26 |

| Type: Lab Control Sample | Lab ID: QC1359259 | Batch: 400575 |
|---|---|---|
| Matrix: Water | Method: EPA 245.1 | Prep Method: EPA 245.1 |

| QC1359259 Analyte | Result | Spiked | Units | Recovery | Qual | Limits |
|---|---|---|---|---|---|---|
| Mercury | 5.056 | 5.000 | ug/L | 101% | | 85-115 |

| Type: Matrix Spike | Lab ID: QC1359260 | Batch: 400575 |
|---|---|---|
| Matrix (Source ID): Water (557417-001) | Method: EPA 245.1 | Prep Method: EPA 245.1 |

| QC1359260 Analyte | Result | Source Sample Result | Spiked | Units | Recovery | Qual | Limits | DF |
|---|---|---|---|---|---|---|---|---|
| Mercury | 967.4 | ND | 1000 | ug/L | 97% | | 75-125 | 200 |

| Type: Matrix Spike Duplicate | Lab ID: QC1359261 | Batch: 400575 |
|---|---|---|
| Matrix (Source ID): Water (557417-001) | Method: EPA 245.1 | Prep Method: EPA 245.1 |

| QC1359261 Analyte | Result | Source Sample Result | Spiked | Units | Recovery | Qual | Limits | RPD | RPD Lim | DF |
|---|---|---|---|---|---|---|---|---|---|---|
| Mercury | 969.6 | ND | 1000 | ug/L | 97% | | 75-125 | 0 | 20 | 200 |

| Type: Matrix Spike | Lab ID: QC1359262 | Batch: 400575 |
|---|---|---|
| Matrix (Source ID): Water (557416-005) | Method: EPA 245.1 | Prep Method: EPA 245.1 |

| QC1359262 Analyte | Result | Source Sample Result | Spiked | Units | Recovery | Qual | Limits | DF |
|---|---|---|---|---|---|---|---|---|
| Mercury | 966.4 | ND | 1000 | ug/L | 97% | | 75-125 | 200 |

| Type: Matrix Spike Duplicate | Lab ID: QC1359263 | Batch: 400575 |
|---|---|---|
| Matrix (Source ID): Water (557416-005) | Method: EPA 245.1 | Prep Method: EPA 245.1 |

| QC1359263 Analyte | Result | Source Sample Result | Spiked | Units | Recovery | Qual | Limits | RPD | RPD Lim | DF |
|---|---|---|---|---|---|---|---|---|---|---|
| Mercury | 975.0 | ND | 1000 | ug/L | 98% | | 75-125 | 1 | 20 | 200 |

# Batch QC

| | | | | | |
|---|---|---|---|---|---|
| **Type:** | **Blank** | **Lab ID:** | **QC1359322** | **Batch:** | **400590** |
| **Matrix:** | **Water** | **Method:** | **EPA 300.0** | **Prep Method:** | **METHOD** |

| QC1359322 Analyte | Result | Qual | Units | RL | MDL | Prepared | Analyzed |
|---|---|---|---|---|---|---|---|
| Fluoride | ND | | mg/L | 0.20 | 0.062 | 04/12/26 13:05 | 04/12/26 14:57 |
| Chloride | ND | | mg/L | 1.0 | 0.27 | 04/12/26 13:05 | 04/12/26 14:57 |
| Nitrogen, Nitrite | ND | | mg/L | 0.10 | 0.01 | 04/12/26 13:05 | 04/12/26 14:57 |
| Bromide | ND | | mg/L | 0.30 | 0.049 | 04/12/26 13:05 | 04/12/26 14:57 |
| Nitrogen, Nitrate | ND | | mg/L | 0.10 | 0.05 | 04/12/26 13:05 | 04/12/26 14:57 |
| Sulfate | ND | | mg/L | 1.0 | 0.26 | 04/12/26 13:05 | 04/12/26 14:57 |

| | | | | | |
|---|---|---|---|---|---|
| **Type:** | **Lab Control Sample** | **Lab ID:** | **QC1359323** | **Batch:** | **400590** |
| **Matrix:** | **Water** | **Method:** | **EPA 300.0** | **Prep Method:** | **METHOD** |

| QC1359323 Analyte | Result | Spiked | Units | Recovery | Qual | Limits |
|---|---|---|---|---|---|---|
| Fluoride | 10.36 | 10.00 | mg/L | 104% | | 90-110 |
| Chloride | 48.88 | 50.00 | mg/L | 98% | | 90-110 |
| Nitrogen, Nitrite | 4.714 | 4.567 | mg/L | 103% | | 90-110 |
| Bromide | 15.60 | 15.00 | mg/L | 104% | | 90-110 |
| Nitrogen, Nitrate | 4.673 | 4.518 | mg/L | 103% | | 90-110 |
| Sulfate | 26.46 | 25.00 | mg/L | 106% | | 90-110 |

| | | | | | |
|---|---|---|---|---|---|
| **Type:** | **Matrix Spike** | **Lab ID:** | **QC1359324** | **Batch:** | **400590** |
| **Matrix (Source ID):** | **Water (557418-001)** | **Method:** | **EPA 300.0** | **Prep Method:** | **METHOD** |

| QC1359324 Analyte | Result | Source Sample Result | Spiked | Units | Recovery | Qual | Limits | DF |
|---|---|---|---|---|---|---|---|---|
| Fluoride | 29.26 | 0.4278 | 20.00 | mg/L | 144% | * | 80-129 | 1 |
| Chloride | 161.9 | 20.72 | 100.0 | mg/L | 141% | * | 80-123 | 1 |
| Nitrogen, Nitrite | 12.84 | 0.02719 | 9.134 | mg/L | 140% | * | 80-122 | 1 |
| Bromide | 21.25 | 0.1792 | 15.00 | mg/L | 140% | * | 80-121 | 1 |
| Nitrogen, Nitrate | 13.00 | 0.3109 | 9.036 | mg/L | 140% | * | 80-123 | 1 |
| Sulfate | 215.2 | 162.5 | 50.00 | mg/L | 105% | E | 79-124 | 1 |

| | | | | | |
|---|---|---|---|---|---|
| **Type:** | **Matrix Spike Duplicate** | **Lab ID:** | **QC1359325** | **Batch:** | **400590** |
| **Matrix (Source ID):** | **Water (557418-001)** | **Method:** | **EPA 300.0** | **Prep Method:** | **METHOD** |

| QC1359325 Analyte | Result | Source Sample Result | Spiked | Units | Recovery | Qual | Limits | RPD | RPD Lim | DF |
|---|---|---|---|---|---|---|---|---|---|---|
| Fluoride | 24.69 | 0.4278 | 20.00 | mg/L | 121% | | 80-129 | 17 | 21 | 1 |
| Chloride | 140.2 | 20.72 | 100.0 | mg/L | 119% | | 80-123 | 14 | 20 | 1 |
| Nitrogen, Nitrite | 10.79 | 0.02719 | 9.134 | mg/L | 118% | | 80-122 | 17 | 21 | 1 |
| Bromide | 17.86 | 0.1792 | 15.00 | mg/L | 118% | | 80-121 | 17 | 20 | 1 |
| Nitrogen, Nitrate | 10.95 | 0.3109 | 9.036 | mg/L | 118% | | 80-123 | 17 | 20 | 1 |
| Sulfate | 206.9 | 162.5 | 50.00 | mg/L | 89% | E | 79-124 | | 20 | 1 |

# Batch QC

| Type: Blank | Lab ID: QC1359436 | Batch: 400624 |
|---|---|---|
| Matrix: Water | Method: EPA 350.1 | Prep Method: METHOD |

| QC1359436 Analyte | Result | Qual | Units | RL | MDL | Prepared | Analyzed |
|---|---|---|---|---|---|---|---|
| Ammonia-N | ND | | mg/L | 0.10 | 0.068 | 04/13/26 | 04/13/26 |

| Type: Lab Control Sample | Lab ID: QC1359437 | Batch: 400624 |
|---|---|---|
| Matrix: Water | Method: EPA 350.1 | Prep Method: METHOD |

| QC1359437 Analyte | Result | Spiked | Units | Recovery | Qual | Limits |
|---|---|---|---|---|---|---|
| Ammonia-N | 0.9038 | 1.000 | mg/L | 90% | | 90-110 |

| Type: Matrix Spike | Lab ID: QC1359438 | Batch: 400624 |
|---|---|---|
| Matrix (Source ID): Water (557375-010) | Method: EPA 350.1 | Prep Method: METHOD |

| QC1359438 Analyte | Result | Source Sample Result | Spiked | Units | Recovery | Qual | Limits | DF |
|---|---|---|---|---|---|---|---|---|
| Ammonia-N | 1.025 | ND | 1.000 | mg/L | 103% | | 90-110 | 1 |

| Type: Matrix Spike Duplicate | Lab ID: QC1359439 | Batch: 400624 |
|---|---|---|
| Matrix (Source ID): Water (557375-010) | Method: EPA 350.1 | Prep Method: METHOD |

| QC1359439 Analyte | Result | Source Sample Result | Spiked | Units | Recovery | Qual | Limits | RPD | RPD Lim | DF |
|---|---|---|---|---|---|---|---|---|---|---|
| Ammonia-N | 1.056 | ND | 1.000 | mg/L | 106% | | 90-110 | 3 | 20 | 1 |

| Type: Blank | Lab ID: QC1359597 | Batch: 400663 |
|---|---|---|
| Matrix: Water | Method: EPA 420.1 | Prep Method: METHOD |

| QC1359597 Analyte | Result | Qual | Units | RL | MDL | Prepared | Analyzed |
|---|---|---|---|---|---|---|---|
| Total Phenolics | ND | | mg/L | 0.010 | 0.0056 | 04/13/26 | 04/13/26 |

| Type: Lab Control Sample | Lab ID: QC1359598 | Batch: 400663 |
|---|---|---|
| Matrix: Water | Method: EPA 420.1 | Prep Method: METHOD |

| QC1359598 Analyte | Result | Spiked | Units | Recovery | Qual | Limits |
|---|---|---|---|---|---|---|
| Total Phenolics | 0.07200 | 0.08000 | mg/L | 90% | | 80-120 |

| Type: Lab Control Sample Duplicate | Lab ID: QC1359599 | Batch: 400663 |
|---|---|---|
| Matrix: Water | Method: EPA 420.1 | Prep Method: METHOD |

| QC1359599 Analyte | Result | Spiked | Units | Recovery | Qual | Limits | RPD | RPD Lim |
|---|---|---|---|---|---|---|---|---|
| Total Phenolics | 0.07400 | 0.08000 | mg/L | 93% | | 80-120 | 3 | 20 |

# Batch QC

| Type: Blank | Lab ID: QC1359238 | Batch: 400571 |
|---|---|---|
| Matrix: Water | | |

| QC1359238 Analyte | Result | Qual | Units | RL | MDL | Prepared | Analyzed |
|---|---|---|---|---|---|---|---|
| Method: EPA 625.1<br>Prep Method: EPA 3510C | | | | | | | |
| a-Terpineol | ND | | ug/L | 10 | 2.1 | 04/12/26 | 04/12/26 |
| Benzoic acid | ND | | ug/L | 50 | 11 | 04/12/26 | 04/12/26 |
| 2-Methylphenol | ND | | ug/L | 10 | 3.2 | 04/12/26 | 04/12/26 |
| Pyridine | ND | | ug/L | 10 | 2.8 | 04/12/26 | 04/12/26 |
| Phenol | ND | | ug/L | 10 | 2.1 | 04/12/26 | 04/12/26 |
| Naphthalene | ND | | ug/L | 10 | 3.6 | 04/12/26 | 04/12/26 |
| 3-,4-Methylphenol | ND | | ug/L | 10 | 3.0 | 04/12/26 | 04/12/26 |
| Cresol | ND | | ug/L | 10 | | 04/12/26 | 04/12/26 |
| **Surrogates** | | | | **Limits** | | | |
| 2-Fluorophenol | 53% | | %REC | 36-95 | | 04/12/26 | 04/12/26 |
| Phenol-d6 | 34% | | %REC | 28-82 | | 04/12/26 | 04/12/26 |
| 2,4,6-Tribromophenol | 86% | | %REC | 61-140 | | 04/12/26 | 04/12/26 |
| Nitrobenzene-d5 | 73% | | %REC | 48-123 | | 04/12/26 | 04/12/26 |
| 2-Fluorobiphenyl | 77% | | %REC | 51-105 | | 04/12/26 | 04/12/26 |
| Terphenyl-d14 | 85% | | %REC | 65-117 | | 04/12/26 | 04/12/26 |
| Method: EPA 8270E<br>Prep Method: EPA 3510C | | | | | | | |
| Carbazole | ND | | ug/L | 10 | 2.8 | 04/12/26 | 04/12/26 |
| N-Nitrosodimethylamine | ND | | ug/L | 10 | 2.9 | 04/12/26 | 04/12/26 |
| Aniline | ND | | ug/L | 10 | 2.8 | 04/12/26 | 04/12/26 |
| bis(2-Chloroethyl)ether | ND | | ug/L | 25 | 3.7 | 04/12/26 | 04/12/26 |
| 2-Chlorophenol | ND | | ug/L | 10 | 3.6 | 04/12/26 | 04/12/26 |
| 1,3-Dichlorobenzene | ND | | ug/L | 10 | 3.3 | 04/12/26 | 04/12/26 |
| 1,4-Dichlorobenzene | ND | | ug/L | 10 | 3.4 | 04/12/26 | 04/12/26 |
| Benzyl alcohol | ND | | ug/L | 25 | 5.8 | 04/12/26 | 04/12/26 |
| 1,2-Dichlorobenzene | ND | | ug/L | 10 | 3.3 | 04/12/26 | 04/12/26 |
| bis(2-Chloroisopropyl) ether | ND | | ug/L | 10 | 3.8 | 04/12/26 | 04/12/26 |
| N-Nitroso-di-n-propylamine | ND | | ug/L | 10 | 3.9 | 04/12/26 | 04/12/26 |
| Hexachloroethane | ND | | ug/L | 10 | 3.0 | 04/12/26 | 04/12/26 |
| Nitrobenzene | ND | | ug/L | 25 | 8.4 | 04/12/26 | 04/12/26 |
| Isophorone | ND | | ug/L | 10 | 3.7 | 04/12/26 | 04/12/26 |
| 2-Nitrophenol | ND | | ug/L | 10 | 5.4 | 04/12/26 | 04/12/26 |
| 2,4-Dimethylphenol | ND | | ug/L | 10 | 3.2 | 04/12/26 | 04/12/26 |
| bis(2-Chloroethoxy)methane | ND | | ug/L | 10 | 3.7 | 04/12/26 | 04/12/26 |
| 2,4-Dichlorophenol | ND | | ug/L | 10 | 3.7 | 04/12/26 | 04/12/26 |
| 1,2,4-Trichlorobenzene | ND | | ug/L | 10 | 3.4 | 04/12/26 | 04/12/26 |
| 4-Chloroaniline | ND | | ug/L | 10 | 3.1 | 04/12/26 | 04/12/26 |
| Hexachlorobutadiene | ND | | ug/L | 10 | 2.2 | 04/12/26 | 04/12/26 |
| 4-Chloro-3-methylphenol | ND | | ug/L | 10 | 3.6 | 04/12/26 | 04/12/26 |
| 2-Methylnaphthalene | ND | | ug/L | 10 | 3.4 | 04/12/26 | 04/12/26 |
| Hexachlorocyclopentadiene | ND | | ug/L | 25 | 7.8 | 04/12/26 | 04/12/26 |
| 2,4,6-Trichlorophenol | ND | | ug/L | 10 | 4.1 | 04/12/26 | 04/12/26 |
| 2,4,5-Trichlorophenol | ND | | ug/L | 10 | 3.7 | 04/12/26 | 04/12/26 |
| 2-Chloronaphthalene | ND | | ug/L | 10 | 3.4 | 04/12/26 | 04/12/26 |
| 2-Nitroaniline | ND | | ug/L | 50 | 4.3 | 04/12/26 | 04/12/26 |

# Batch QC

| QC1359238 Analyte | Result | Qual | Units | RL | MDL | Prepared | Analyzed |
|---|---|---|---|---|---|---|---|
| Dimethylphthalate | ND | | ug/L | 10 | 3.4 | 04/12/26 | 04/12/26 |
| Acenaphthylene | ND | | ug/L | 10 | 3.9 | 04/12/26 | 04/12/26 |
| 2,6-Dinitrotoluene | ND | | ug/L | 10 | 4.4 | 04/12/26 | 04/12/26 |
| 3-Nitroaniline | ND | | ug/L | 10 | 4.0 | 04/12/26 | 04/12/26 |
| Acenaphthene | ND | | ug/L | 10 | 3.2 | 04/12/26 | 04/12/26 |
| 2,4-Dinitrophenol | ND | | ug/L | 50 | 15 | 04/12/26 | 04/12/26 |
| 4-Nitrophenol | ND | | ug/L | 50 | 8.5 | 04/12/26 | 04/12/26 |
| Dibenzofuran | ND | | ug/L | 10 | 3.2 | 04/12/26 | 04/12/26 |
| 2,4-Dinitrotoluene | ND | | ug/L | 10 | 4.3 | 04/12/26 | 04/12/26 |
| Diethylphthalate | ND | | ug/L | 10 | 2.9 | 04/12/26 | 04/12/26 |
| Fluorene | ND | | ug/L | 10 | 3.1 | 04/12/26 | 04/12/26 |
| 4-Chlorophenyl-phenylether | ND | | ug/L | 10 | 3.1 | 04/12/26 | 04/12/26 |
| 4-Nitroaniline | ND | | ug/L | 10 | 3.3 | 04/12/26 | 04/12/26 |
| 4,6-Dinitro-2-methylphenol | ND | | ug/L | 50 | 17 | 04/12/26 | 04/12/26 |
| N-Nitrosodiphenylamine | ND | | ug/L | 10 | 4.0 | 04/12/26 | 04/12/26 |
| 1,2-diphenylhydrazine (as azobenzene) | ND | | ug/L | 10 | 2.9 | 04/12/26 | 04/12/26 |
| 4-Bromophenyl-phenylether | ND | | ug/L | 10 | 3.3 | 04/12/26 | 04/12/26 |
| Hexachlorobenzene | ND | | ug/L | 10 | 3.0 | 04/12/26 | 04/12/26 |
| Pentachlorophenol | ND | | ug/L | 25 | 5.7 | 04/12/26 | 04/12/26 |
| Phenanthrene | ND | | ug/L | 10 | 2.9 | 04/12/26 | 04/12/26 |
| Anthracene | ND | | ug/L | 10 | 2.8 | 04/12/26 | 04/12/26 |
| Di-n-butylphthalate | ND | | ug/L | 10 | 3.0 | 04/12/26 | 04/12/26 |
| Fluoranthene | ND | | ug/L | 10 | 2.8 | 04/12/26 | 04/12/26 |
| Benzidine | ND | | ug/L | 50 | 19 | 04/12/26 | 04/12/26 |
| Pyrene | ND | | ug/L | 10 | 2.7 | 04/12/26 | 04/12/26 |
| Butylbenzylphthalate | ND | | ug/L | 10 | 3.6 | 04/12/26 | 04/12/26 |
| 3,3'-Dichlorobenzidine | ND | | ug/L | 25 | 5.2 | 04/12/26 | 04/12/26 |
| Benzo(a)anthracene | ND | | ug/L | 10 | 2.4 | 04/12/26 | 04/12/26 |
| Chrysene | ND | | ug/L | 10 | 2.5 | 04/12/26 | 04/12/26 |
| bis(2-Ethylhexyl)phthalate | ND | | ug/L | 10 | 3.3 | 04/12/26 | 04/12/26 |
| Di-n-octylphthalate | ND | | ug/L | 10 | 4.7 | 04/12/26 | 04/12/26 |
| Benzo(b)fluoranthene | ND | | ug/L | 10 | 3.0 | 04/12/26 | 04/12/26 |
| Benzo(k)fluoranthene | ND | | ug/L | 10 | 3.1 | 04/12/26 | 04/12/26 |
| Benzo(a)pyrene | ND | | ug/L | 10 | 3.1 | 04/12/26 | 04/12/26 |
| Indeno(1,2,3-cd)pyrene | ND | | ug/L | 10 | 4.2 | 04/12/26 | 04/12/26 |
| Dibenz(a,h)anthracene | ND | | ug/L | 10 | 4.2 | 04/12/26 | 04/12/26 |
| Benzo(g,h,i)perylene | ND | | ug/L | 10 | 4.1 | 04/12/26 | 04/12/26 |
| **Surrogates** | | | | **Limits** | | | |
| 2-Fluorophenol | 53% | | %REC | 15-120 | | 04/12/26 | 04/12/26 |
| Phenol-d6 | 34% | | %REC | 15-120 | | 04/12/26 | 04/12/26 |
| 2,4,6-Tribromophenol | 86% | | %REC | 15-140 | | 04/12/26 | 04/12/26 |
| Nitrobenzene-d5 | 73% | | %REC | 15-123 | | 04/12/26 | 04/12/26 |
| 2-Fluorobiphenyl | 77% | | %REC | 15-120 | | 04/12/26 | 04/12/26 |
| Terphenyl-d14 | 85% | | %REC | 15-120 | | 04/12/26 | 04/12/26 |

# Batch QC

| Type: Lab Control Sample | Lab ID: QC1359239 | Batch: 400571 |
|---|---|---|
| Matrix: Water | | |

| QC1359239 Analyte | Result | Spiked | Units | Recovery | Qual | Limits |
|---|---|---|---|---|---|---|
| Method: EPA 625.1<br>Prep Method: EPA 3510C | | | | | | |
| 2-Methylphenol | 62.26 | 75.00 | ug/L | 83% | | 44-120 |
| Pyridine | 43.86 | 75.00 | ug/L | 58% | | 13-120 |
| Phenol | 29.28 | 75.00 | ug/L | 39% | | 10-85 |
| Naphthalene | 63.72 | 75.00 | ug/L | 85% | | 23-133 |
| 3-,4-Methylphenol | 61.59 | 75.00 | ug/L | 82% | | 40-120 |
| a-Terpineol | 71.35 | 75.00 | ug/L | 95% | | 70-130 |
| **Surrogates** | | | | | | |
| 2-Fluorophenol | 21.50 | 40.00 | ug/L | 54% | | 36-95 |
| Phenol-d6 | 14.31 | 40.00 | ug/L | 36% | | 28-82 |
| 2,4,6-Tribromophenol | 38.40 | 40.00 | ug/L | 96% | | 61-140 |
| Nitrobenzene-d5 | 31.46 | 40.00 | ug/L | 79% | | 48-123 |
| 2-Fluorobiphenyl | 32.79 | 40.00 | ug/L | 82% | | 51-105 |
| Terphenyl-d14 | 35.33 | 40.00 | ug/L | 88% | | 65-117 |
| Method: EPA 8270E<br>Prep Method: EPA 3510C | | | | | | |
| Phenol | 29.28 | 75.00 | ug/L | 39% | | 14-120 |
| 2-Chlorophenol | 68.77 | 75.00 | ug/L | 92% | | 46-120 |
| 1,4-Dichlorobenzene | 52.26 | 75.00 | ug/L | 70% | | 42-120 |
| 3-,4-Methylphenol | 61.59 | 75.00 | ug/L | 82% | | 40-120 |
| N-Nitroso-di-n-propylamine | 70.08 | 75.00 | ug/L | 93% | | 54-121 |
| 2,4-Dimethylphenol | 73.10 | 75.00 | ug/L | 97% | | 48-120 |
| 1,2,4-Trichlorobenzene | 60.21 | 75.00 | ug/L | 80% | | 45-120 |
| 4-Chloro-3-methylphenol | 79.49 | 75.00 | ug/L | 106% | | 60-121 |
| 2,4,5-Trichlorophenol | 79.52 | 75.00 | ug/L | 106% | | 62-124 |
| Acenaphthene | 73.05 | 75.00 | ug/L | 97% | | 56-120 |
| 4-Nitrophenol | 37.43 | 75.00 | ug/L | 50% | | 17-120 |
| 2,4-Dinitrotoluene | 77.56 | 75.00 | ug/L | 103% | | 69-127 |
| Pentachlorophenol | 84.44 | 75.00 | ug/L | 113% | | 51-120 |
| Pyrene | 74.37 | 75.00 | ug/L | 99% | | 68-123 |
| Chrysene | 73.43 | 75.00 | ug/L | 98% | | 66-120 |
| Benzo(b)fluoranthene | 80.70 | 75.00 | ug/L | 108% | | 67-120 |
| **Surrogates** | | | | | | |
| 2-Fluorophenol | 21.50 | 40.00 | ug/L | 54% | | 15-120 |
| Phenol-d6 | 14.31 | 40.00 | ug/L | 36% | | 15-120 |
| 2,4,6-Tribromophenol | 38.40 | 40.00 | ug/L | 96% | | 15-140 |
| Nitrobenzene-d5 | 31.46 | 40.00 | ug/L | 79% | | 15-123 |
| 2-Fluorobiphenyl | 32.79 | 40.00 | ug/L | 82% | | 15-120 |
| Terphenyl-d14 | 35.33 | 40.00 | ug/L | 88% | | 15-120 |

# Batch QC

**Type:** Lab Control Sample Duplicate **Lab ID:** QC1359240 **Batch:** 400571
**Matrix:** Water

| QC1359240 Analyte | Result | Spiked | Units | Recovery | Qual | Limits | RPD | RPD Lim |
|---|---|---|---|---|---|---|---|---|
| Method: EPA 625.1<br>Prep Method: EPA 3510C | | | | | | | | |
| 2-Methylphenol | 61.86 | 75.00 | ug/L | 82% | | 44-120 | 1 | 51 |
| Pyridine | 43.88 | 75.00 | ug/L | 59% | | 13-120 | 0 | 62 |
| Phenol | 29.57 | 75.00 | ug/L | 39% | | 10-85 | 1 | 52 |
| Naphthalene | 62.60 | 75.00 | ug/L | 83% | | 23-133 | 2 | 50 |
| 3-,4-Methylphenol | 61.12 | 75.00 | ug/L | 81% | | 40-120 | 1 | 51 |
| a-Terpineol | 70.51 | 75.00 | ug/L | 94% | | 70-130 | 1 | 30 |
| **Surrogates** | | | | | | | | |
| 2-Fluorophenol | 21.64 | 40.00 | ug/L | 54% | | 36-95 | | |
| Phenol-d6 | 14.14 | 40.00 | ug/L | 35% | | 28-82 | | |
| 2,4,6-Tribromophenol | 38.66 | 40.00 | ug/L | 97% | | 61-140 | | |
| Nitrobenzene-d5 | 32.62 | 40.00 | ug/L | 82% | | 48-123 | | |
| 2-Fluorobiphenyl | 30.88 | 40.00 | ug/L | 77% | | 51-105 | | |
| Terphenyl-d14 | 35.97 | 40.00 | ug/L | 90% | | 65-117 | | |
| Method: EPA 8270E<br>Prep Method: EPA 3510C | | | | | | | | |
| Phenol | 29.57 | 75.00 | ug/L | 39% | | 14-120 | 1 | 52 |
| 2-Chlorophenol | 69.27 | 75.00 | ug/L | 92% | | 46-120 | 1 | 52 |
| 1,4-Dichlorobenzene | 51.78 | 75.00 | ug/L | 69% | | 42-120 | 1 | 53 |
| 3-,4-Methylphenol | 61.12 | 75.00 | ug/L | 81% | | 40-120 | 1 | 51 |
| N-Nitroso-di-n-propylamine | 68.95 | 75.00 | ug/L | 92% | | 54-121 | 2 | 52 |
| 2,4-Dimethylphenol | 72.73 | 75.00 | ug/L | 97% | | 48-120 | 1 | 52 |
| 1,2,4-Trichlorobenzene | 60.75 | 75.00 | ug/L | 81% | | 45-120 | 1 | 54 |
| 4-Chloro-3-methylphenol | 78.28 | 75.00 | ug/L | 104% | | 60-121 | 2 | 47 |
| 2,4,5-Trichlorophenol | 79.76 | 75.00 | ug/L | 106% | | 62-124 | 0 | 46 |
| Acenaphthene | 70.64 | 75.00 | ug/L | 94% | | 56-120 | 3 | 46 |
| 4-Nitrophenol | 36.29 | 75.00 | ug/L | 48% | | 17-120 | 3 | 44 |
| 2,4-Dinitrotoluene | 76.31 | 75.00 | ug/L | 102% | | 69-127 | 2 | 40 |
| Pentachlorophenol | 82.25 | 75.00 | ug/L | 110% | | 51-120 | 3 | 42 |
| Pyrene | 75.06 | 75.00 | ug/L | 100% | | 68-123 | 1 | 39 |
| Chrysene | 75.39 | 75.00 | ug/L | 101% | | 66-120 | 3 | 38 |
| Benzo(b)fluoranthene | 81.62 | 75.00 | ug/L | 109% | | 67-120 | 1 | 39 |
| **Surrogates** | | | | | | | | |
| 2-Fluorophenol | 21.64 | 40.00 | ug/L | 54% | | 15-120 | | |
| Phenol-d6 | 14.14 | 40.00 | ug/L | 35% | | 15-120 | | |
| 2,4,6-Tribromophenol | 38.66 | 40.00 | ug/L | 97% | | 15-140 | | |
| Nitrobenzene-d5 | 32.62 | 40.00 | ug/L | 82% | | 15-123 | | |
| 2-Fluorobiphenyl | 30.88 | 40.00 | ug/L | 77% | | 15-120 | | |
| Terphenyl-d14 | 35.97 | 40.00 | ug/L | 90% | | 15-120 | | |

# Batch QC

| Type: Blank | Lab ID: QC1359362 | Batch: 400599 |
|---|---|---|
| Matrix: Water | | |

| QC1359362 Analyte | Result | Qual | Units | RL | MDL | Prepared | Analyzed |
|---|---|---|---|---|---|---|---|
| Method: EPA 8081A<br>Prep Method: EPA 3510C | | | | | | | |
| alpha-BHC | ND | | ug/L | 0.05 | 0.01 | 04/12/26 | 04/12/26 |
| beta-BHC | ND | | ug/L | 0.05 | 0.02 | 04/12/26 | 04/12/26 |
| gamma-BHC | ND | | ug/L | 0.05 | 0.01 | 04/12/26 | 04/12/26 |
| delta-BHC | ND | | ug/L | 0.05 | 0.009 | 04/12/26 | 04/12/26 |
| Heptachlor | ND | | ug/L | 0.05 | 0.02 | 04/12/26 | 04/12/26 |
| Aldrin | ND | | ug/L | 0.05 | 0.02 | 04/12/26 | 04/12/26 |
| Heptachlor epoxide | ND | | ug/L | 0.05 | 0.01 | 04/12/26 | 04/12/26 |
| Endosulfan I | ND | | ug/L | 0.05 | 0.02 | 04/12/26 | 04/12/26 |
| Dieldrin | ND | | ug/L | 0.1 | 0.01 | 04/12/26 | 04/12/26 |
| 4,4'-DDE | ND | | ug/L | 0.1 | 0.03 | 04/12/26 | 04/12/26 |
| Endrin | ND | | ug/L | 0.1 | 0.01 | 04/12/26 | 04/12/26 |
| Endosulfan II | ND | | ug/L | 0.1 | 0.01 | 04/12/26 | 04/12/26 |
| Endosulfan sulfate | ND | | ug/L | 0.1 | 0.02 | 04/12/26 | 04/12/26 |
| 4,4'-DDD | ND | | ug/L | 0.1 | 0.03 | 04/12/26 | 04/12/26 |
| Endrin aldehyde | ND | | ug/L | 0.1 | 0.03 | 04/12/26 | 04/12/26 |
| Endrin ketone | ND | | ug/L | 0.1 | 0.03 | 04/12/26 | 04/12/26 |
| 4,4'-DDT | ND | | ug/L | 0.1 | 0.07 | 04/12/26 | 04/12/26 |
| Methoxychlor | ND | | ug/L | 0.1 | 0.04 | 04/12/26 | 04/12/26 |
| Toxaphene | ND | | ug/L | 2.0 | 0.6 | 04/12/26 | 04/12/26 |
| Chlordane (Technical) | ND | | ug/L | 1.0 | 0.3 | 04/12/26 | 04/12/26 |
| **Surrogates** | | | | **Limits** | | | |
| TCMX | 92% | | %REC | 29-120 | | 04/12/26 | 04/12/26 |
| Decachlorobiphenyl | 113% | | %REC | 33-132 | | 04/12/26 | 04/12/26 |
| Method: EPA 8082<br>Prep Method: EPA 3510C | | | | | | | |
| Aroclor-1016 | ND | | ug/L | 0.50 | 0.24 | 04/12/26 | 04/12/26 |
| Aroclor-1221 | ND | | ug/L | 0.50 | 0.44 | 04/12/26 | 04/12/26 |
| Aroclor-1232 | ND | | ug/L | 0.50 | 0.24 | 04/12/26 | 04/12/26 |
| Aroclor-1242 | ND | | ug/L | 0.50 | 0.32 | 04/12/26 | 04/12/26 |
| Aroclor-1248 | ND | | ug/L | 0.50 | 0.22 | 04/12/26 | 04/12/26 |
| Aroclor-1254 | ND | | ug/L | 0.50 | 0.31 | 04/12/26 | 04/12/26 |
| Aroclor-1260 | ND | | ug/L | 0.50 | 0.29 | 04/12/26 | 04/12/26 |
| Aroclor-1262 | ND | | ug/L | 0.50 | 0.27 | 04/12/26 | 04/12/26 |
| Aroclor-1268 | ND | | ug/L | 0.50 | 0.28 | 04/12/26 | 04/12/26 |
| **Surrogates** | | | | **Limits** | | | |
| Decachlorobiphenyl (PCB) | 106% | | %REC | 28-138 | | 04/12/26 | 04/12/26 |

# Batch QC

| | | | | | |
|---|---|---|---|---|---|
| **Type:** | **Lab Control Sample** | **Lab ID:** | **QC1359363** | **Batch:** | **400599** |
| **Matrix:** | **Water** | **Method:** | **EPA 8081A** | **Prep Method:** | **EPA 3510C** |

| QC1359363 Analyte | Result | Spiked | Units | Recovery | Qual | Limits |
|---|---|---|---|---|---|---|
| alpha-BHC | 0.5020 | 0.5000 | ug/L | 100% | | 66-121 |
| beta-BHC | 0.5204 | 0.5000 | ug/L | 104% | | 73-120 |
| gamma-BHC | 0.5205 | 0.5000 | ug/L | 104% | | 68-125 |
| delta-BHC | 0.5046 | 0.5000 | ug/L | 101% | | 68-131 |
| Heptachlor | 0.5147 | 0.5000 | ug/L | 103% | | 63-120 |
| Aldrin | 0.4471 | 0.5000 | ug/L | 89% | | 56-120 |
| Heptachlor epoxide | 0.5259 | 0.5000 | ug/L | 105% | # | 65-120 |
| Endosulfan I | 0.4840 | 0.5000 | ug/L | 97% | | 68-124 |
| Dieldrin | 0.4815 | 0.5000 | ug/L | 96% | | 66-124 |
| 4,4'-DDE | 0.5322 | 0.5000 | ug/L | 106% | | 67-131 |
| Endrin | 0.5479 | 0.5000 | ug/L | 110% | | 68-135 |
| Endosulfan II | 0.5458 | 0.5000 | ug/L | 109% | # | 71-130 |
| Endosulfan sulfate | 0.5261 | 0.5000 | ug/L | 105% | | 68-128 |
| 4,4'-DDD | 0.4989 | 0.5000 | ug/L | 100% | | 65-130 |
| Endrin aldehyde | 0.4716 | 0.5000 | ug/L | 94% | | 67-124 |
| Endrin ketone | 0.5545 | 0.5000 | ug/L | 111% | | 69-137 |
| 4,4'-DDT | 0.5521 | 0.5000 | ug/L | 110% | | 65-136 |
| Methoxychlor | 0.6454 | 0.5000 | ug/L | 129% | # | 69-150 |
| **Surrogates** | | | | | | |
| TCMX | 0.3900 | 0.5000 | ug/L | 78% | | 29-120 |
| Decachlorobiphenyl | 0.6356 | 0.5000 | ug/L | 127% | | 33-132 |

# Batch QC

| Type: | Lab Control Sample Duplicate | Lab ID: | QC1359364 | Batch: | 400599 |
|---|---|---|---|---|---|
| Matrix: | Water | Method: | EPA 8081A | Prep Method: | EPA 3510C |

| QC1359364 Analyte | Result | Spiked | Units | Recovery | Qual | Limits | RPD | RPD Lim |
|---|---|---|---|---|---|---|---|---|
| alpha-BHC | 0.5501 | 0.5000 | ug/L | 110% | | 66-121 | 9 | 20 |
| beta-BHC | 0.5394 | 0.5000 | ug/L | 108% | | 73-120 | 4 | 20 |
| gamma-BHC | 0.5622 | 0.5000 | ug/L | 112% | | 68-125 | 8 | 20 |
| delta-BHC | 0.5506 | 0.5000 | ug/L | 110% | | 68-131 | 9 | 20 |
| Heptachlor | 0.5549 | 0.5000 | ug/L | 111% | | 63-120 | 8 | 24 |
| Aldrin | 0.4888 | 0.5000 | ug/L | 98% | | 56-120 | 9 | 30 |
| Heptachlor epoxide | 0.5646 | 0.5000 | ug/L | 113% | # | 65-120 | 7 | 20 |
| Endosulfan I | 0.5207 | 0.5000 | ug/L | 104% | | 68-124 | 7 | 20 |
| Dieldrin | 0.5140 | 0.5000 | ug/L | 103% | | 66-124 | 7 | 22 |
| 4,4'-DDE | 0.5730 | 0.5000 | ug/L | 115% | | 67-131 | 7 | 21 |
| Endrin | 0.5890 | 0.5000 | ug/L | 118% | | 68-135 | 7 | 20 |
| Endosulfan II | 0.5746 | 0.5000 | ug/L | 115% | # | 71-130 | 5 | 21 |
| Endosulfan sulfate | 0.5541 | 0.5000 | ug/L | 111% | | 68-128 | 5 | 21 |
| 4,4'-DDD | 0.5334 | 0.5000 | ug/L | 107% | | 65-130 | 7 | 22 |
| Endrin aldehyde | 0.5044 | 0.5000 | ug/L | 101% | | 67-124 | 7 | 20 |
| Endrin ketone | 0.5897 | 0.5000 | ug/L | 118% | | 69-137 | 6 | 21 |
| 4,4'-DDT | 0.5833 | 0.5000 | ug/L | 117% | | 65-136 | 6 | 23 |
| Methoxychlor | 0.6682 | 0.5000 | ug/L | 134% | # | 69-150 | 3 | 23 |
| **Surrogates** | | | | | | | | |
| TCMX | 0.4320 | 0.5000 | ug/L | 86% | | 29-120 | | |
| Decachlorobiphenyl | 0.6366 | 0.5000 | ug/L | 127% | | 33-132 | | |

| Type: | Lab Control Sample | Lab ID: | QC1359365 | Batch: | 400599 |
|---|---|---|---|---|---|
| Matrix: | Water | Method: | EPA 8082 | Prep Method: | EPA 3510C |

| QC1359365 Analyte | Result | Spiked | Units | Recovery | Qual | Limits |
|---|---|---|---|---|---|---|
| Aroclor-1016 | 5.457 | 5.000 | ug/L | 109% | | 69-120 |
| Aroclor-1260 | 5.898 | 5.000 | ug/L | 118% | | 72-124 |
| **Surrogates** | | | | | | |
| Decachlorobiphenyl (PCB) | 0.5396 | 0.5000 | ug/L | 108% | | 28-138 |

| Type: | Lab Control Sample Duplicate | Lab ID: | QC1359366 | Batch: | 400599 |
|---|---|---|---|---|---|
| Matrix: | Water | Method: | EPA 8082 | Prep Method: | EPA 3510C |

| QC1359366 Analyte | Result | Spiked | Units | Recovery | Qual | Limits | RPD | RPD Lim |
|---|---|---|---|---|---|---|---|---|
| Aroclor-1016 | 5.863 | 5.000 | ug/L | 117% | | 69-120 | 7 | 22 |
| Aroclor-1260 | 5.980 | 5.000 | ug/L | 120% | | 72-124 | 1 | 25 |
| **Surrogates** | | | | | | | | |
| Decachlorobiphenyl (PCB) | 0.5388 | 0.5000 | ug/L | 108% | | 28-138 | | |

# Batch QC

| | | | | | |
|---|---|---|---|---|---|
| **Type:** | **Blank** | **Lab ID:** | **QC1359295** | **Batch:** | **400584** |
| **Matrix:** | **Water** | **Method:** | **EPA 8260B** | **Prep Method:** | **EPA 5030B** |

| QC1359295 Analyte | Result | Qual | Units | RL | MDL | Prepared | Analyzed |
|---|---|---|---|---|---|---|---|
| Carbon Disulfide | ND | | ug/L | 5.0 | 0.3 | 04/12/26 | 04/12/26 |
| Chloroprene | ND | | ug/L | 200 | 0.3 | 04/12/26 | 04/12/26 |
| 3-Chloropropene | ND | | ug/L | 5.0 | 0.2 | 04/12/26 | 04/12/26 |
| Ethyl methacrylate | ND | | ug/L | 50 | 2.4 | 04/12/26 | 04/12/26 |
| Ethanol | ND | | ug/L | 500 | 130 | 04/12/26 | 04/12/26 |
| 2-Hexanone | ND | | ug/L | 5.0 | 0.6 | 04/12/26 | 04/12/26 |
| Isopropanol (IPA) | ND | | ug/L | 200 | 40 | 04/12/26 | 04/12/26 |
| Methyl acrylonitrile | ND | | ug/L | 35 | 1.3 | 04/12/26 | 04/12/26 |
| Vinyl Acetate | ND | | ug/L | 50 | 2.4 | 04/12/26 | 04/12/26 |
| Acrolein | ND | | ug/L | 200 | 2.0 | 04/12/26 | 04/12/26 |
| Acrylonitrile | ND | | ug/L | 10 | 0.3 | 04/12/26 | 04/12/26 |
| Freon 12 | ND | | ug/L | 5.0 | 0.2 | 04/12/26 | 04/12/26 |
| Chloromethane | ND | | ug/L | 5.0 | 0.1 | 04/12/26 | 04/12/26 |
| Vinyl Chloride | ND | | ug/L | 5.0 | 0.1 | 04/12/26 | 04/12/26 |
| Bromomethane | ND | | ug/L | 5.0 | 0.3 | 04/12/26 | 04/12/26 |
| Chloroethane | ND | | ug/L | 5.0 | 0.05 | 04/12/26 | 04/12/26 |
| Trichlorofluoromethane | ND | | ug/L | 5.0 | 0.08 | 04/12/26 | 04/12/26 |
| Iodomethane | ND | | ug/L | 5.0 | | 04/12/26 | 04/12/26 |
| Acetone | ND | | ug/L | 100 | 8.8 | 04/12/26 | 04/12/26 |
| Freon 113 | ND | | ug/L | 5.0 | 0.1 | 04/12/26 | 04/12/26 |
| 1,1-Dichloroethene | ND | | ug/L | 5.0 | 0.1 | 04/12/26 | 04/12/26 |
| Methylene Chloride | ND | | ug/L | 10 | 0.2 | 04/12/26 | 04/12/26 |
| MTBE | ND | | ug/L | 5.0 | 0.1 | 04/12/26 | 04/12/26 |
| trans-1,2-Dichloroethene | ND | | ug/L | 5.0 | 0.1 | 04/12/26 | 04/12/26 |
| 1,1-Dichloroethane | ND | | ug/L | 5.0 | 0.07 | 04/12/26 | 04/12/26 |
| 2-Butanone | ND | | ug/L | 10 | 0.9 | 04/12/26 | 04/12/26 |
| cis-1,2-Dichloroethene | ND | | ug/L | 5.0 | 0.09 | 04/12/26 | 04/12/26 |
| 2,2-Dichloropropane | ND | | ug/L | 5.0 | 0.09 | 04/12/26 | 04/12/26 |
| Chloroform | ND | | ug/L | 5.0 | 0.07 | 04/12/26 | 04/12/26 |
| Bromochloromethane | ND | | ug/L | 5.0 | 0.1 | 04/12/26 | 04/12/26 |
| 1,1,1-Trichloroethane | ND | | ug/L | 5.0 | 0.03 | 04/12/26 | 04/12/26 |
| 1,1-Dichloropropene | ND | | ug/L | 5.0 | 0.08 | 04/12/26 | 04/12/26 |
| Carbon Tetrachloride | ND | | ug/L | 5.0 | 0.07 | 04/12/26 | 04/12/26 |
| 1,2-Dichloroethane | ND | | ug/L | 5.0 | 0.09 | 04/12/26 | 04/12/26 |
| Benzene | ND | | ug/L | 1.0 | 0.07 | 04/12/26 | 04/12/26 |
| Trichloroethene | ND | | ug/L | 5.0 | 0.05 | 04/12/26 | 04/12/26 |
| 1,2-Dichloropropane | ND | | ug/L | 5.0 | 0.07 | 04/12/26 | 04/12/26 |
| Bromodichloromethane | ND | | ug/L | 5.0 | 0.05 | 04/12/26 | 04/12/26 |
| Dibromomethane | ND | | ug/L | 5.0 | 0.1 | 04/12/26 | 04/12/26 |
| 4-Methyl-2-Pentanone | ND | | ug/L | 5.0 | 0.5 | 04/12/26 | 04/12/26 |
| cis-1,3-Dichloropropene | ND | | ug/L | 5.0 | 0.08 | 04/12/26 | 04/12/26 |
| Toluene | ND | | ug/L | 5.0 | 0.05 | 04/12/26 | 04/12/26 |
| trans-1,3-Dichloropropene | ND | | ug/L | 5.0 | 0.03 | 04/12/26 | 04/12/26 |
| 1,1,2-Trichloroethane | ND | | ug/L | 5.0 | 0.06 | 04/12/26 | 04/12/26 |
| 1,3-Dichloropropane | ND | | ug/L | 5.0 | 0.1 | 04/12/26 | 04/12/26 |
| Tetrachloroethene | ND | | ug/L | 5.0 | 0.09 | 04/12/26 | 04/12/26 |
| Dibromochloromethane | ND | | ug/L | 5.0 | 0.07 | 04/12/26 | 04/12/26 |

# Batch QC

| QC1359295 Analyte | Result | Qual | Units | RL | MDL | Prepared | Analyzed |
|---|---|---|---|---|---|---|---|
| 1,2-Dibromoethane | ND | | ug/L | 5.0 | 0.07 | 04/12/26 | 04/12/26 |
| Chlorobenzene | ND | | ug/L | 5.0 | 0.05 | 04/12/26 | 04/12/26 |
| 1,1,1,2-Tetrachloroethane | ND | | ug/L | 5.0 | 0.06 | 04/12/26 | 04/12/26 |
| Ethylbenzene | ND | | ug/L | 5.0 | 0.04 | 04/12/26 | 04/12/26 |
| m,p-Xylenes | ND | | ug/L | 5.0 | 0.1 | 04/12/26 | 04/12/26 |
| o-Xylene | ND | | ug/L | 5.0 | 0.06 | 04/12/26 | 04/12/26 |
| Styrene | ND | | ug/L | 5.0 | 0.06 | 04/12/26 | 04/12/26 |
| Bromoform | ND | | ug/L | 5.0 | 0.08 | 04/12/26 | 04/12/26 |
| Isopropylbenzene | ND | | ug/L | 5.0 | 0.06 | 04/12/26 | 04/12/26 |
| 1,1,2,2-Tetrachloroethane | ND | | ug/L | 5.0 | 0.06 | 04/12/26 | 04/12/26 |
| 1,2,3-Trichloropropane | ND | | ug/L | 5.0 | 0.09 | 04/12/26 | 04/12/26 |
| Propylbenzene | ND | | ug/L | 5.0 | 0.05 | 04/12/26 | 04/12/26 |
| Bromobenzene | ND | | ug/L | 5.0 | 0.06 | 04/12/26 | 04/12/26 |
| 1,3,5-Trimethylbenzene | ND | | ug/L | 5.0 | 0.08 | 04/12/26 | 04/12/26 |
| 2-Chlorotoluene | ND | | ug/L | 5.0 | 0.07 | 04/12/26 | 04/12/26 |
| 4-Chlorotoluene | ND | | ug/L | 5.0 | 0.08 | 04/12/26 | 04/12/26 |
| tert-Butylbenzene | ND | | ug/L | 5.0 | 0.07 | 04/12/26 | 04/12/26 |
| 1,2,4-Trimethylbenzene | ND | | ug/L | 5.0 | 0.07 | 04/12/26 | 04/12/26 |
| sec-Butylbenzene | ND | | ug/L | 5.0 | 0.06 | 04/12/26 | 04/12/26 |
| para-Isopropyl Toluene | ND | | ug/L | 5.0 | 0.05 | 04/12/26 | 04/12/26 |
| 1,3-Dichlorobenzene | ND | | ug/L | 5.0 | 0.06 | 04/12/26 | 04/12/26 |
| 1,4-Dichlorobenzene | ND | | ug/L | 5.0 | 0.07 | 04/12/26 | 04/12/26 |
| n-Butylbenzene | ND | | ug/L | 5.0 | 0.08 | 04/12/26 | 04/12/26 |
| 1,2-Dichlorobenzene | ND | | ug/L | 5.0 | 0.04 | 04/12/26 | 04/12/26 |
| 1,2-Dibromo-3-Chloropropane | ND | | ug/L | 5.0 | 0.3 | 04/12/26 | 04/12/26 |
| 1,2,4-Trichlorobenzene | ND | | ug/L | 5.0 | 0.1 | 04/12/26 | 04/12/26 |
| Hexachlorobutadiene | ND | | ug/L | 5.0 | 0.06 | 04/12/26 | 04/12/26 |
| 1,2,3-Trichlorobenzene | ND | | ug/L | 5.0 | 0.09 | 04/12/26 | 04/12/26 |
| cis-1,4-Dichloro-2-butene | ND | | ug/L | 5.0 | 0.3 | 04/12/26 | 04/12/26 |
| trans-1,4-Dichloro-2-butene | ND | | ug/L | 5.0 | 0.2 | 04/12/26 | 04/12/26 |
| Xylene (total) | ND | | ug/L | 5.0 | | 04/12/26 | 04/12/26 |
| **Surrogates** | | | | **Limits** | | | |
| Dibromofluoromethane | 107% | | %REC | 70-130 | | 04/12/26 | 04/12/26 |
| 1,2-Dichloroethane-d4 | 102% | | %REC | 70-130 | | 04/12/26 | 04/12/26 |
| Toluene-d8 | 95% | | %REC | 70-130 | | 04/12/26 | 04/12/26 |
| Bromofluorobenzene | 101% | | %REC | 70-130 | | 04/12/26 | 04/12/26 |

# Batch QC

| Type: | Lab Control Sample | Lab ID: | QC1359298 | Batch: | 400584 |
|---|---|---|---|---|---|
| Matrix: | Water | Method: | EPA 8260B | Prep Method: | EPA 5030B |

| QC1359298 Analyte | Result | Spiked | Units | Recovery | Qual | Limits |
|---|---|---|---|---|---|---|
| 1,1-Dichloroethene | 46.28 | 50.00 | ug/L | 93% | | 69-128 |
| MTBE | 50.02 | 50.00 | ug/L | 100% | | 66-125 |
| Benzene | 48.99 | 50.00 | ug/L | 98% | | 76-121 |
| Trichloroethene | 50.59 | 50.00 | ug/L | 101% | | 76-124 |
| Toluene | 47.70 | 50.00 | ug/L | 95% | | 76-120 |
| Chlorobenzene | 47.11 | 50.00 | ug/L | 94% | | 78-120 |
| **Surrogates** | | | | | | |
| Dibromofluoromethane | 48.13 | 50.00 | ug/L | 96% | | 70-130 |
| 1,2-Dichloroethane-d4 | 49.63 | 50.00 | ug/L | 99% | | 70-130 |
| Toluene-d8 | 49.78 | 50.00 | ug/L | 100% | | 70-130 |
| Bromofluorobenzene | 50.58 | 50.00 | ug/L | 101% | | 70-130 |

| Type: | Lab Control Sample Duplicate | Lab ID: | QC1359299 | Batch: | 400584 |
|---|---|---|---|---|---|
| Matrix: | Water | Method: | EPA 8260B | Prep Method: | EPA 5030B |

| QC1359299 Analyte | Result | Spiked | Units | Recovery | Qual | Limits | RPD | RPD Lim |
|---|---|---|---|---|---|---|---|---|
| 1,1-Dichloroethene | 44.88 | 50.00 | ug/L | 90% | | 69-128 | 3 | 23 |
| MTBE | 48.44 | 50.00 | ug/L | 97% | | 66-125 | 3 | 22 |
| Benzene | 49.02 | 50.00 | ug/L | 98% | | 76-121 | 0 | 21 |
| Trichloroethene | 51.04 | 50.00 | ug/L | 102% | | 76-124 | 1 | 22 |
| Toluene | 47.71 | 50.00 | ug/L | 95% | | 76-120 | 0 | 21 |
| Chlorobenzene | 46.77 | 50.00 | ug/L | 94% | | 78-120 | 1 | 20 |
| **Surrogates** | | | | | | | | |
| Dibromofluoromethane | 48.15 | 50.00 | ug/L | 96% | | 70-130 | | |
| 1,2-Dichloroethane-d4 | 48.10 | 50.00 | ug/L | 96% | | 70-130 | | |
| Toluene-d8 | 50.04 | 50.00 | ug/L | 100% | | 70-130 | | |
| Bromofluorobenzene | 51.00 | 50.00 | ug/L | 102% | | 70-130 | | |

| Type: | Matrix Spike | Lab ID: | QC1359305 | Batch: | 400584 |
|---|---|---|---|---|---|
| Matrix (Source ID): | Water (557418-001) | Method: | EPA 8260B | Prep Method: | EPA 5030B |

| QC1359305 Analyte | Result | Source Sample Result | Spiked | Units | Recovery | Qual | Limits | DF |
|---|---|---|---|---|---|---|---|---|
| 1,1-Dichloroethene | 18.31 | ND | 20.00 | ug/L | 92% | | 62-131 | 1 |
| MTBE | 20.27 | ND | 20.00 | ug/L | 101% | | 61-124 | 1 |
| Benzene | 20.34 | ND | 20.00 | ug/L | 102% | | 70-123 | 1 |
| Trichloroethene | 20.36 | ND | 20.00 | ug/L | 102% | | 65-131 | 1 |
| Toluene | 19.14 | ND | 20.00 | ug/L | 96% | | 69-120 | 1 |
| Chlorobenzene | 19.90 | ND | 20.00 | ug/L | 99% | | 72-121 | 1 |
| **Surrogates** | | | | | | | | |
| Dibromofluoromethane | 47.94 | | 50.00 | ug/L | 96% | | 70-130 | 1 |
| 1,2-Dichloroethane-d4 | 47.38 | | 50.00 | ug/L | 95% | | 70-130 | 1 |
| Toluene-d8 | 48.80 | | 50.00 | ug/L | 98% | | 70-130 | 1 |
| Bromofluorobenzene | 49.54 | | 50.00 | ug/L | 99% | | 70-130 | 1 |

# Batch QC

| Type: | Matrix Spike Duplicate | Lab ID: | QC1359306 | Batch: | 400584 |
|---|---|---|---|---|---|
| Matrix (Source ID): | Water (557418-001) | Method: | EPA 8260B | Prep Method: | EPA 5030B |

| QC1359306 Analyte | Result | Source Sample Result | Spiked | Units | Recovery | Qual | Limits | RPD | RPD Lim | DF |
|---|---|---|---|---|---|---|---|---|---|---|
| 1,1-Dichloroethene | 18.52 | ND | 20.00 | ug/L | 93% | | 62-131 | 1 | 31 | 1 |
| MTBE | 19.40 | ND | 20.00 | ug/L | 97% | | 61-124 | 4 | 30 | 1 |
| Benzene | 19.60 | ND | 20.00 | ug/L | 98% | | 70-123 | 4 | 31 | 1 |
| Trichloroethene | 19.40 | ND | 20.00 | ug/L | 97% | | 65-131 | 5 | 31 | 1 |
| Toluene | 18.56 | ND | 20.00 | ug/L | 93% | | 69-120 | 3 | 29 | 1 |
| Chlorobenzene | 18.90 | ND | 20.00 | ug/L | 95% | | 72-121 | 5 | 29 | 1 |
| **Surrogates** | | | | | | | | | | |
| Dibromofluoromethane | 49.15 | | 50.00 | ug/L | 98% | | 70-130 | | | 1 |
| 1,2-Dichloroethane-d4 | 49.49 | | 50.00 | ug/L | 99% | | 70-130 | | | 1 |
| Toluene-d8 | 49.57 | | 50.00 | ug/L | 99% | | 70-130 | | | 1 |
| Bromofluorobenzene | 50.24 | | 50.00 | ug/L | 100% | | 70-130 | | | 1 |

| Type: | Blank | Lab ID: | QC1359344 | Batch: | 400594 |
|---|---|---|---|---|---|
| Matrix: | Water | Method: | EPA 8270C-SIM | Prep Method: | EPA 3535 |

| QC1359344 Analyte | Result | Qual | Units | RL | MDL | Prepared | Analyzed |
|---|---|---|---|---|---|---|---|
| 1,4-Dioxane | ND | | ug/L | 1.0 | 0.87 | 04/12/26 | 04/13/26 |
| **Surrogates** | | | | **Limits** | | | |
| 1,4-Dioxane-d8 (SUR) | 96% | | %REC | 80-120 | | 04/12/26 | 04/13/26 |

| Type: | Lab Control Sample | Lab ID: | QC1359345 | Batch: | 400594 |
|---|---|---|---|---|---|
| Matrix: | Water | Method: | EPA 8270C-SIM | Prep Method: | EPA 3535 |

| QC1359345 Analyte | Result | Spiked | Units | Recovery | Qual | Limits |
|---|---|---|---|---|---|---|
| 1,4-Dioxane | 8.426 | 10.00 | ug/L | 84% | | 79-120 |
| **Surrogates** | | | | | | |
| 1,4-Dioxane-d8 (SUR) | 9.925 | 10.00 | ug/L | 99% | | 80-120 |

| Type: | Lab Control Sample Duplicate | Lab ID: | QC1359346 | Batch: | 400594 |
|---|---|---|---|---|---|
| Matrix: | Water | Method: | EPA 8270C-SIM | Prep Method: | EPA 3535 |

| QC1359346 Analyte | Result | Spiked | Units | Recovery | Qual | Limits | RPD | RPD Lim |
|---|---|---|---|---|---|---|---|---|
| 1,4-Dioxane | 8.388 | 10.00 | ug/L | 84% | | 79-120 | 0 | 20 |
| **Surrogates** | | | | | | | | |
| 1,4-Dioxane-d8 (SUR) | 9.675 | 10.00 | ug/L | 97% | | 80-120 | | |

| Type: | Blank | Lab ID: | QC1360003 | Batch: | 400772 |
|---|---|---|---|---|---|
| Matrix: | Water | Method: | SM 4500-CN-E | Prep Method: | METHOD |

| QC1360003 Analyte | Result | Qual | Units | RL | MDL | Prepared | Analyzed |
|---|---|---|---|---|---|---|---|
| Cyanide | ND | | mg/L | 0.0050 | 0.0017 | 04/14/26 | 04/15/26 |

# Batch QC

| Type: Lab Control Sample | Lab ID: QC1360004 | Batch: 400772 |
|---|---|---|
| Matrix: Water | Method: SM 4500-CN-E | Prep Method: METHOD |

| QC1360004 Analyte | Result | Spiked | Units | Recovery | Qual | Limits |
|---|---|---|---|---|---|---|
| Cyanide | 0.1025 | 0.1000 | mg/L | 102% | | 85-115 |

| Type: Matrix Spike | Lab ID: QC1360007 | Batch: 400772 |
|---|---|---|
| Matrix (Source ID): Water (557428-002) | Method: SM 4500-CN-E | Prep Method: METHOD |

| QC1360007 Analyte | Result | Source Sample Result | Spiked | Units | Recovery | Qual | Limits | DF |
|---|---|---|---|---|---|---|---|---|
| Cyanide | 0.09983 | ND | 0.1000 | mg/L | 100% | | 80-120 | 0.5 |

| Type: Matrix Spike Duplicate | Lab ID: QC1360008 | Batch: 400772 |
|---|---|---|
| Matrix (Source ID): Water (557428-002) | Method: SM 4500-CN-E | Prep Method: METHOD |

| QC1360008 Analyte | Result | Source Sample Result | Spiked | Units | Recovery | Qual | Limits | RPD | RPD Lim | DF |
|---|---|---|---|---|---|---|---|---|---|---|
| Cyanide | 0.1023 | ND | 0.1000 | mg/L | 102% | | 80-120 | 2 | 20 | 0.5 |

| Type: Blank | Lab ID: QC1359317 | Batch: 400589 |
|---|---|---|
| Matrix: Water | Method: SM 4500-P-B5-E | |

| QC1359317 Analyte | Result | Qual | Units | RL | MDL | Prepared | Analyzed |
|---|---|---|---|---|---|---|---|
| Phosphorus | ND | | mg/L | 0.020 | 0.014 | 04/12/26 | 04/12/26 |

| Type: Lab Control Sample | Lab ID: QC1359318 | Batch: 400589 |
|---|---|---|
| Matrix: Water | Method: SM 4500-P-B5-E | |

| QC1359318 Analyte | Result | Spiked | Units | Recovery | Qual | Limits |
|---|---|---|---|---|---|---|
| Phosphorus | 0.4180 | 0.4000 | mg/L | 105% | | 80-120 |

| Type: Matrix Spike | Lab ID: QC1359319 | Batch: 400589 |
|---|---|---|
| Matrix (Source ID): Water (557071-004) | Method: SM 4500-P-B5-E | |

| QC1359319 Analyte | Result | Source Sample Result | Spiked | Units | Recovery | Qual | Limits | DF |
|---|---|---|---|---|---|---|---|---|
| Phosphorus | 0.4220 | ND | 0.4000 | mg/L | 106% | | 75-125 | 1 |

| Type: Matrix Spike Duplicate | Lab ID: QC1359320 | Batch: 400589 |
|---|---|---|
| Matrix (Source ID): Water (557071-004) | Method: SM 4500-P-B5-E | |

| QC1359320 Analyte | Result | Source Sample Result | Spiked | Units | Recovery | Qual | Limits | RPD | RPD Lim | DF |
|---|---|---|---|---|---|---|---|---|---|---|
| Phosphorus | 0.4150 | ND | 0.4000 | mg/L | 104% | | 75-125 | 2 | 20 | 1 |

# Batch QC

| Type: Blank | Lab ID: QC1360358 | Batch: 400888 |
|---|---|---|
| Matrix: Water | Method: SM 4500-S2-D | Prep Method: METHOD |

| QC1360358 Analyte | Result | Qual | Units | RL | MDL | Prepared | Analyzed |
|---|---|---|---|---|---|---|---|
| Sulfide | ND | | mg/L | 0.10 | | 04/15/26 | 04/15/26 |

| Type: Lab Control Sample | Lab ID: QC1360359 | Batch: 400888 |
|---|---|---|
| Matrix: Water | Method: SM 4500-S2-D | Prep Method: METHOD |

| QC1360359 Analyte | Result | Spiked | Units | Recovery | Qual | Limits |
|---|---|---|---|---|---|---|
| Sulfide | 0.9000 | 1.000 | mg/L | 90% | | 90-110 |

| Type: Matrix Spike | Lab ID: QC1360360 | Batch: 400888 |
|---|---|---|
| Matrix (Source ID): Water (557237-004) | Method: SM 4500-S2-D | Prep Method: METHOD |

| QC1360360 Analyte | Result | Source Sample Result | Spiked | Units | Recovery | Qual | Limits | DF |
|---|---|---|---|---|---|---|---|---|
| Sulfide | 0.9000 | ND | 1.000 | mg/L | 90% | | 80-120 | 1 |

| Type: Matrix Spike Duplicate | Lab ID: QC1360361 | Batch: 400888 |
|---|---|---|
| Matrix (Source ID): Water (557237-004) | Method: SM 4500-S2-D | Prep Method: METHOD |

| QC1360361 Analyte | Result | Source Sample Result | Spiked | Units | Recovery | Qual | Limits | RPD | RPD Lim | DF |
|---|---|---|---|---|---|---|---|---|---|---|
| Sulfide | 0.9000 | ND | 1.000 | mg/L | 90% | | 80-120 | 0 | 20 | 1 |

| Type: Blank | Lab ID: QC1359301 | Batch: 400585 |
|---|---|---|
| Matrix: Water | Method: SM 5310B | Prep Method: SM 5310B |

| QC1359301 Analyte | Result | Qual | Units | RL | MDL | Prepared | Analyzed |
|---|---|---|---|---|---|---|---|
| Total Organic Carbon | ND | | mg/L | 1.0 | 0.49 | 04/12/26 | 04/12/26 |

| Type: Lab Control Sample | Lab ID: QC1359302 | Batch: 400585 |
|---|---|---|
| Matrix: Water | Method: SM 5310B | Prep Method: SM 5310B |

| QC1359302 Analyte | Result | Spiked | Units | Recovery | Qual | Limits |
|---|---|---|---|---|---|---|
| Total Organic Carbon | 23.07 | 25.00 | mg/L | 92% | | 85-115 |

| Type: Matrix Spike | Lab ID: QC1359303 | Batch: 400585 |
|---|---|---|
| Matrix (Source ID): Water (557416-001) | Method: SM 5310B | Prep Method: SM 5310B |

| QC1359303 Analyte | Result | Source Sample Result | Spiked | Units | Recovery | Qual | Limits | DF |
|---|---|---|---|---|---|---|---|---|
| Total Organic Carbon | 45,280 | 28930 | 12500 | mg/L | 131% | * | 75-125 | 500 |

# Batch QC

| Type: | Matrix Spike Duplicate | Lab ID: | QC1359304 | Batch: | 400585 |
|---|---|---|---|---|---|
| Matrix (Source ID): | Water (557416-001) | Method: | SM 5310B | Prep Method: | SM 5310B |

| QC1359304 Analyte | Result | Source Sample Result | Spiked | Units | Recovery | Qual | Limits | RPD | RPD Lim | DF |
|---|---|---|---|---|---|---|---|---|---|---|
| Total Organic Carbon | 44,850 | 28930 | 12500 | mg/L | 127% | * | 75-125 | 1 | 25 | 500 |

| Type: | Sample Duplicate | Lab ID: | QC1359616 | Batch: | 400670 |
|---|---|---|---|---|---|
| Matrix (Source ID): | Water (557418-001) | Method: | SM2130B | | |

| QC1359616 Analyte | Result | Source Sample Result | Units | Qual | RPD | RPD Lim | DF |
|---|---|---|---|---|---|---|---|
| Turbidity | 2,161 | 2165 | NTU | | 0 | 20 | 1 |

| Type: | Blank | Lab ID: | QC1359581 | Batch: | 400657 |
|---|---|---|---|---|---|
| Matrix: | Water | Method: | SM2320B | Prep Method: | METHOD |

| QC1359581 Analyte | Result | Qual | Units | RL | MDL | Prepared | Analyzed |
|---|---|---|---|---|---|---|---|
| Bicarbonate | ND | | mg/L | 2.4 | | 04/13/26 | 04/13/26 |
| Alkalinity, Total as CaCO3 | ND | | mg/L | 2.0 | | 04/13/26 | 04/13/26 |

| Type: | Lab Control Sample | Lab ID: | QC1359583 | Batch: | 400657 |
|---|---|---|---|---|---|
| Matrix: | Water | Method: | SM2320B | Prep Method: | METHOD |

| QC1359583 Analyte | Result | Spiked | Units | Recovery | Qual | Limits |
|---|---|---|---|---|---|---|
| Alkalinity, Total as CaCO3 | 96.88 | 100.0 | mg/L | 97% | | 90-110 |

| Type: | Sample Duplicate | Lab ID: | QC1359584 | Batch: | 400657 |
|---|---|---|---|---|---|
| Matrix (Source ID): | Water (557418-001) | Method: | SM2320B | Prep Method: | METHOD |

| QC1359584 Analyte | Result | Source Sample Result | Units | Qual | RPD | RPD Lim | DF |
|---|---|---|---|---|---|---|---|
| Bicarbonate | 119.4 | 125.4 | mg/L | | 5 | 20 | 1 |
| Alkalinity, Total as CaCO3 | 97.86 | 102.8 | mg/L | | 5 | 20 | 1 |

| Type: | Sample Duplicate | Lab ID: | QC1359388 | Batch: | 400602 |
|---|---|---|---|---|---|
| Matrix (Source ID): | Water (557153-001) | Method: | SM2510B | Prep Method: | METHOD |

| QC1359388 Analyte | Result | Source Sample Result | Units | Qual | RPD | RPD Lim | DF |
|---|---|---|---|---|---|---|---|
| Specific Conductance | 560.7 | 559.9 | umhos/cm | | 0 | 20 | 1 |

# Batch QC

| Type: Blank | Lab ID: QC1359340 | Batch: 400593 |
|---|---|---|
| Matrix: Water | Method: SM2540C | Prep Method: METHOD |

| QC1359340 Analyte | Result | Qual | Units | RL | MDL | Prepared | Analyzed |
|---|---|---|---|---|---|---|---|
| Total Dissolved Solids | ND | | mg/L | 20 | | 04/12/26 | 04/13/26 |

| Type: Lab Control Sample | Lab ID: QC1359341 | Batch: 400593 |
|---|---|---|
| Matrix: Water | Method: SM2540C | Prep Method: METHOD |

| QC1359341 Analyte | Result | Spiked | Units | Recovery | Qual | Limits |
|---|---|---|---|---|---|---|
| Total Dissolved Solids | 1,004 | 1000 | mg/L | 100% | | 90-110 |

| Type: Sample Duplicate | Lab ID: QC1359342 | Batch: 400593 |
|---|---|---|
| Matrix (Source ID): Water (557120-010) | Method: SM2540C | Prep Method: METHOD |

| QC1359342 Analyte | Result | Source Sample Result | Units | Qual | RPD | RPD Lim | DF |
|---|---|---|---|---|---|---|---|
| Total Dissolved Solids | 2,108 | 2150 | mg/L | | 2 | 5 | 2 |

| Type: Sample Duplicate | Lab ID: QC1359343 | Batch: 400593 |
|---|---|---|
| Matrix (Source ID): Water (557124-011) | Method: SM2540C | Prep Method: METHOD |

| QC1359343 Analyte | Result | Source Sample Result | Units | Qual | RPD | RPD Lim | DF |
|---|---|---|---|---|---|---|---|
| Total Dissolved Solids | 2,666 | 2676 | mg/L | | 0 | 5 | 2 |

| Type: Blank | Lab ID: QC1359375 | Batch: 400598 |
|---|---|---|
| Matrix: Water | Method: SM2540D | Prep Method: METHOD |

| QC1359375 Analyte | Result | Qual | Units | RL | MDL | Prepared | Analyzed |
|---|---|---|---|---|---|---|---|
| Total Suspended Solids | ND | | mg/L | 0.5 | | 04/12/26 | 04/13/26 |

| Type: Lab Control Sample | Lab ID: QC1359376 | Batch: 400598 |
|---|---|---|
| Matrix: Water | Method: SM2540D | Prep Method: METHOD |

| QC1359376 Analyte | Result | Spiked | Units | Recovery | Qual | Limits |
|---|---|---|---|---|---|---|
| Total Suspended Solids | 100.2 | 100.0 | mg/L | 100% | | 90-110 |

| Type: Lab Control Sample Duplicate | Lab ID: QC1359377 | Batch: 400598 |
|---|---|---|
| Matrix: Water | Method: SM2540D | Prep Method: METHOD |

| QC1359377 Analyte | Result | Spiked | Units | Recovery | Qual | Limits | RPD | RPD Lim |
|---|---|---|---|---|---|---|---|---|
| Total Suspended Solids | 100.4 | 100.0 | mg/L | 100% | | 90-110 | 0 | 5 |

# Batch QC

| Type: | Sample Duplicate | Lab ID: | QC1359378 | Batch: | 400598 |
|---|---|---|---|---|---|
| Matrix (Source ID): | Water (557008-001) | Method: | SM2540D | Prep Method: | METHOD |

| QC1359378 Analyte | Result | Source Sample Result | Units | Qual | RPD | RPD Lim | DF |
|---|---|---|---|---|---|---|---|
| Total Suspended Solids | 1,195 | 1080 | mg/L | | 10* | 5 | 1 |

| Type: | Sample Duplicate | Lab ID: | QC1359379 | Batch: | 400598 |
|---|---|---|---|---|---|
| Matrix (Source ID): | Water (557418-001) | Method: | SM2540D | Prep Method: | METHOD |

| QC1359379 Analyte | Result | Source Sample Result | Units | Qual | RPD | RPD Lim | DF |
|---|---|---|---|---|---|---|---|
| Total Suspended Solids | 1,417 | 1390 | mg/L | | 2 | 5 | 1 |

| Type: | Blank | Lab ID: | QC1359534 | Batch: | 400645 |
|---|---|---|---|---|---|
| Matrix: | Water | Method: | SM5210B | Prep Method: | METHOD |

| QC1359534 Analyte | Result | Qual | Units | RL | MDL | Prepared | Analyzed |
|---|---|---|---|---|---|---|---|
| Biochemical Oxygen Demand | ND | | mg/L | 3.0 | | 04/13/26 10:49 | 04/18/26 12:16 |

| Type: | Lab Control Sample | Lab ID: | QC1359535 | Batch: | 400645 |
|---|---|---|---|---|---|
| Matrix: | Water | Method: | SM5210B | Prep Method: | METHOD |

| QC1359535 Analyte | Result | Spiked | Units | Recovery | Qual | Limits |
|---|---|---|---|---|---|---|
| Biochemical Oxygen Demand | 198.3 | 198.0 | mg/L | 100% | | 84.6-115.4 |

| Type: | Sample Duplicate | Lab ID: | QC1359536 | Batch: | 400645 |
|---|---|---|---|---|---|
| Matrix (Source ID): | Water (557418-001) | Method: | SM5210B | Prep Method: | METHOD |

| QC1359536 Analyte | Result | Source Sample Result | Units | Qual | RPD | RPD Lim | DF |
|---|---|---|---|---|---|---|---|
| Biochemical Oxygen Demand | 20.79 | 24.13 | mg/L | | 15 | 30 | 1 |

| Type: | Blank | Lab ID: | QC1359371 | Batch: | 400600 |
|---|---|---|---|---|---|
| Matrix: | Water | Method: | SM5220D | Prep Method: | SM 5220D |

| QC1359371 Analyte | Result | Qual | Units | RL | MDL | Prepared | Analyzed |
|---|---|---|---|---|---|---|---|
| Chemical Oxygen Demand | ND | | mg/L | 4.0 | 2.6 | 04/12/26 | 04/12/26 |

| Type: | Lab Control Sample | Lab ID: | QC1359372 | Batch: | 400600 |
|---|---|---|---|---|---|
| Matrix: | Water | Method: | SM5220D | Prep Method: | SM 5220D |

| QC1359372 Analyte | Result | Spiked | Units | Recovery | Qual | Limits |
|---|---|---|---|---|---|---|
| Chemical Oxygen Demand | 108.0 | 100.0 | mg/L | 108% | | 90-110 |

# Batch QC

| | | | | | |
|---|---|---|---|---|---|
| **Type:** | **Matrix Spike** | **Lab ID:** | **QC1359373** | **Batch:** | **400600** |
| **Matrix (Source ID):** | **Water (557418-001)** | **Method:** | **SM5220D** | **Prep Method:** | **SM 5220D** |

| QC1359373 Analyte | Result | Source Sample Result | Spiked | Units | Recovery | Qual | Limits | DF |
|---|---|---|---|---|---|---|---|---|
| Chemical Oxygen Demand | 140.0 | 57.00 | 100.0 | mg/L | 83% | | 75-125 | 2 |

| | | | | | |
|---|---|---|---|---|---|
| **Type:** | **Matrix Spike Duplicate** | **Lab ID:** | **QC1359374** | **Batch:** | **400600** |
| **Matrix (Source ID):** | **Water (557418-001)** | **Method:** | **SM5220D** | **Prep Method:** | **SM 5220D** |

| QC1359374 Analyte | Result | Source Sample Result | Spiked | Units | Recovery | Qual | Limits | RPD | RPD Lim | DF |
|---|---|---|---|---|---|---|---|---|---|---|
| Chemical Oxygen Demand | 148.0 | 57.00 | 100.0 | mg/L | 91% | | 75-125 | 6 | 20 | 2 |

| | |
|---|---|
| # | CCV drift outside limits; average CCV drift within limits per method requirements |
| * | Value is outside QC limits |
| E | Response exceeds instrument's linear range |
| J | Estimated value |
| ND | Not Detected |
| NM | Not Meaningful |
| b | See narrative |

**Laboratory Job Number 557418**

**Subcontracted Products**

**Pace Laboratories**

Date of Report: 04/23/2026

David Tripp

Enthalpy Analytical - Orange
931 West Barkley Avenue
Orange, CA 92868

| | |
|---|---|
| Client Project: | EO-557418 |
| Pace Project: | Chiquita Canyon Landfill Stormwater |
| Pace Work Order: | 2605325 |
| Invoice ID: | B534543 |

Enclosed are the results of analyses for samples received by the laboratory on 4/14/2026. If you have any questions concerning this report, please feel free to contact me.

Sincerely,

Shaniah Underwood

Contact Person: Shaniah Underwood
Client Service Rep.

Steven Bennett

Steven Bennett
Operations Manager

# Table of Contents


**Sample Information**

Chain of Custody and Cooler Receipt form ..... 3

Laboratory / Client Sample Cross Reference ..... 5

**Sample Results**

**2605325-01 - SOUTH BASIN - WESTERN INLET**

Organo-Phosphorus Pesticide Analysis (EPA Method 8141A) ..... 6

**Quality Control Reports**

**Organo-Phosphorus Pesticide Analysis (EPA Method 8141A)**

Method Blank Analysis ..... 7

Laboratory Control Sample ..... 8

Precision and Accuracy ..... 9

**Notes**

Notes and Definitions ..... 10



*The results in this report apply to the samples analyzed in accordance with the chain of custody document. This analytical report must be reproduced in its entirety.*

All results listed in this report are for the exclusive use of the submitting party. Pace Analytical assumes no responsibility for report alteration, separation, detachment or third party interpretation.

ENTHALPY ANALYTICAL

931 West Barkley
Orange, CA 9286
(714) 771-6900

**2605325**

2605325

Subcontract Laboratory:
Pace Laboratories
4100 Atlas Court
Bakersfield, CA 93308
ATTN: Ragen Schallock
PO #: Required, to be sent via email

Enthalpy Order: EO-557418
PM: David Tripp
Email: david.tripp@enthalpy.com
CC: incomingreports@enthalpy.com
Phone: 657-581-4710

Results Due: 04/21/26
Report Level: II
Report To: MDL
EDDs: ELM_TransferOut (Standard Excel Transfer EDD, 3 tabs)

Notes:

CHIQUITA Stormwater - No dilutions please unless absolutely necessary due to matrix or other technically valid reason, requiring clear, technical explanation for client's regulator in your Case Narrative. Hold Time RUSH only if necessary to meet the hold times.

| Sample ID | Collected | Lab ID | # Cont. | Matrix | Analysis Requested | Comment |
|---|---|---|---|---|---|---|
| SOUTH BASIN - WESTERN INLET | 11-APR-2026 15:03 | 557418-001 | 1 | Water | Organophosphorus Pesticides | |

| Notes: | Relinquished By: | Received By: |
|---|---|---|
| | | Tenn L |
| | Date: 4-13-26 15:00 | Date: 4/14/24 1am |
| | | |
| | Date: | Date: |
| | | |
| | Date: | Date: |

CHK BY [illegible] IBUTION
[illegible] IT

Pace Analytical®
ENVIRONMENTAL SCIENCES

**Chain of Custody and Cooler Receipt Form for 2605325 Page 2 of 2**

PACE ANALYTICAL | COOLER RECEIPT FORM | Page 1 Of 1

Submission #: 2605325

**SHIPPING INFORMATION**
Fed Ex ☑ UPS ☐ GSO / GLS ☐ Hand Delivery ☐
Pace Lab Field Service ☐ Other ☐ (Specify)

**SHIPPING CONTAINER**
Ice Chest ☑ None ☐ Box ☐
Other ☐ (Specify)

**FREE LIQUID**
YES ☑ NO ☐
W / S

Refrigerant: Ice ☑ Blue Ice ☐ None ☐ Other ☐ Comments:

Custody Seals: Ice Chest ☐ Intact? Yes ☐ No ☐ | Containers ☐ Intact? Yes ☐ No ☐ | None ☑ Comments:

All samples received? Yes ☑ No ☐ All samples containers intact? Yes ☑ No ☐ Description(s) match COC? Yes ☑ No ☐

COC Received ☑ YES ☐ NO

Emissivity: 0.97 Container: N/A Thermometer ID: 36C
Temperature: (A) 1.4 °C / (C) 1.6 °C

Date/Time 4/14/20
Analyst Init TJC 1020

| SAMPLE CONTAINERS | SAMPLE NUMBERS 1 | 2 | 3 | 4 | 5 | 6 | 7 | 8 | 9 | 10 |
|---|---|---|---|---|---|---|---|---|---|---|
| QT PE UNPRES | | | | | | | | | | |
| 4oz / 8oz / 16oz PE UNPRES | | | | | | | | | | |
| 2oz $Cr^{+6}$ | | | | | | | | | | |
| QT INORGANIC CHEMICAL METALS | | | | | | | | | | |
| INORGANIC CHEMICAL METALS 4oz / 8oz / 16oz | | | | | | | | | | |
| PT CYANIDE | | | | | | | | | | |
| PT NITROGEN FORMS | | | | | | | | | | |
| PT TOTAL SULFIDE | | | | | | | | | | |
| 2oz. NITRATE / NITRITE | | | | | | | | | | |
| PT TOTAL ORGANIC CARBON | | | | | | | | | | |
| PT CHEMICAL OXYGEN DEMAND | | | | | | | | | | |
| PtA PHENOLICS | | | | | | | | | | |
| 40ml VOA VIAL TRAVEL BLANK | | | | | | | | | | |
| 40ml VOA VIAL | | | | | | | | | | |
| QT EPA 1664B | | | | | | | | | | |
| PT ODOR | | | | | | | | | | |
| RADIOLOGICAL | | | | | | | | | | |
| BACTERIOLOGICAL | | | | | | | | | | |
| 40 ml VOA VIAL- 504 | | | | | | | | | | |
| QT EPA 508/608.3/8081A | | | | | | | | | | |
| QT EPA 515.1/8151A | | | | | | | | | | |
| QT EPA 525.2 | | | | | | | | | | |
| QT EPA 525.2 TRAVEL BLANK | | | | | | | | | | |
| 40ml EPA 547 | | | | | | | | | | |
| 40ml EPA 531.1 | | | | | | | | | | |
| 8oz EPA 548.1 | | | | | | | | | | |
| QT EPA 549.2 | | | | | | | | | | |
| QT EPA 8015M | | | | | | | | | | |
| QT EPA 8270C | | | | | | | | | | |
| 8oz / 16oz / 32oz AMBER | A | | | | | | | | | |
| 8oz / 16oz / 32oz JAR | | | | | | | | | | |
| SOIL SLEEVE | | | | | | | | | | |
| PCB VIAL | | | | | | | | | | |
| PLASTIC BAG | | | | | | | | | | |
| TEDLAR BAG | | | | | | | | | | |
| FERROUS IRON | | | | | | | | | | |
| ENCORE | | | | | | | | | | |
| SMART KIT | | | | | | | | | | |
| SUMMA CANISTER | | | | | | | | | | |

Comments:
Sample Numbering Completed By: TJC Date/Time: 4/14/20 1130
A = Actual / C = Corrected

Rev 23 05/20/22
[S:\WPDoc\WordPerfect\LAB_DOCS\FORMS\SAMRECrev 20]

*The results in this report apply to the samples analyzed in accordance with the chain of custody document. This analytical report must be reproduced in its entirety.*
All results listed in this report are for the exclusive use of the submitting party. Pace Analytical assumes no responsibility for report alteration, separation, detachment or third party interpretation.

Pace Analytical®
ENVIRONMENTAL SCIENCES

Enthalpy Analytical - Orange
931 West Barkley Avenue
Orange, CA 92868

**Reported:** 04/23/2026 16:56
Project: Chiquita Canyon Landfill Stormwater
Project Number: EO-557418
Project Manager: David Tripp

# Laboratory / Client Sample Cross Reference

| Laboratory | Client Sample Information | | | |
|---|---|---|---|---|
| **2605325-01** | **COC Number:** | — | **Receive Date:** | 04/14/2026 10:20 |
| | **Project Number:** | — | **Sampling Date:** | 04/11/2026 15:03 |
| | **Sampling Location:** | — | **Sample Depth:** | — |
| | **Sampling Point:** | SOUTH BASIN - WESTERN INLET | **Lab Matrix:** | Water |
| | **Sampled By:** | client | **Sample Type:** | Water |

*The results in this report apply to the samples analyzed in accordance with the chain of custody document. This analytical report must be reproduced in its entirety.*
All results listed in this report are for the exclusive use of the submitting party. Pace Analytical assumes no responsibility for report alteration, separation, detachment or third party interpretation.

Pace Analytical
ENVIRONMENTAL SCIENCES

Enthalpy Analytical - Orange
931 West Barkley Avenue
Orange, CA 92868

**Reported:** 04/23/2026 16:56
Project: Chiquita Canyon Landfill Stormwater
Project Number: EO-557418
Project Manager: David Tripp

# Organo-Phosphorus Pesticide Analysis (EPA Method 8141A)

**Pace Sample ID:** 2605325-01 | **Client Sample Name:** SOUTH BASIN - WESTERN INLET, 4/11/2026 3:03:00PM, client

| Constituent | Result | Units | PQL | MDL | Method | MB Bias | Lab Quals | DCN |
|---|---|---|---|---|---|---|---|---|
| Azinphos methyl | ND | ug/L | 0.50 | 0.12 | EPA-8141A | ND | | 1 |
| Bolstar | ND | ug/L | 0.20 | 0.050 | EPA-8141A | ND | | 1 |
| Chlorpyrifos | ND | ug/L | 0.20 | 0.050 | EPA-8141A | ND | | 1 |
| Coumaphos | ND | ug/L | 0.50 | 0.11 | EPA-8141A | ND | | 1 |
| Demeton O/S | ND | ug/L | 0.20 | 0.056 | EPA-8141A | ND | | 1 |
| Diazinon | ND | ug/L | 0.20 | 0.050 | EPA-8141A | ND | | 1 |
| Dichlorvos | ND | ug/L | 0.20 | 0.050 | EPA-8141A | ND | | 1 |
| Disulfoton | ND | ug/L | 0.20 | 0.050 | EPA-8141A | ND | | 1 |
| Ethoprop | ND | ug/L | 0.20 | 0.052 | EPA-8141A | ND | | 1 |
| Fensulfothion | ND | ug/L | 0.20 | 0.051 | EPA-8141A | ND | | 1 |
| Fenthion | ND | ug/L | 0.20 | 0.050 | EPA-8141A | ND | | 1 |
| Merphos | ND | ug/L | 0.20 | 0.050 | EPA-8141A | ND | | 1 |
| Methyl parathion | ND | ug/L | 0.20 | 0.050 | EPA-8141A | ND | | 1 |
| Mevinphos | ND | ug/L | 0.20 | 0.050 | EPA-8141A | ND | | 1 |
| Naled | ND | ug/L | 0.50 | 0.17 | EPA-8141A | ND | | 1 |
| Phorate | ND | ug/L | 0.20 | 0.066 | EPA-8141A | ND | | 1 |
| Ronnel (Fenchlorphos) | ND | ug/L | 0.20 | 0.050 | EPA-8141A | ND | | 1 |
| Stirophos (Tetrachlorvinphos) | ND | ug/L | 0.20 | 0.082 | EPA-8141A | ND | | 1 |
| Tokuthion (Prothiofos) | ND | ug/L | 0.20 | 0.050 | EPA-8141A | ND | | 1 |
| Trichloronate | ND | ug/L | 0.20 | 0.050 | EPA-8141A | ND | | 1 |
| Triphenylphosphate (Surrogate) | 27.2 | % | 50 - 130 (LCL - UCL) | | EPA-8141A | | S09 | 1 |

| DCN | Method | Prep Date | Run Date/Time | Analyst | Instrument | Dilution | QC Batch ID | Prep Method |
|---|---|---|---|---|---|---|---|---|
| 1 | EPA-8141A | 04/16/26 10:15 | 04/20/26 18:55 | IJC | GC-18 | 1.005 | B230469 | EPA 3510C |

DCN = Data Continuation Number

*The results in this report apply to the samples analyzed in accordance with the chain of custody document. This analytical report must be reproduced in its entirety.*
All results listed in this report are for the exclusive use of the submitting party. Pace Analytical assumes no responsibility for report alteration, separation, detachment or third party interpretation.

Pace Analytical
ENVIRONMENTAL SCIENCES

Enthalpy Analytical - Orange
931 West Barkley Avenue
Orange, CA 92868

**Reported:** 04/23/2026 16:56
Project: Chiquita Canyon Landfill Stormwater
Project Number: EO-557418
Project Manager: David Tripp

# Organo-Phosphorus Pesticide Analysis (EPA Method 8141A)

## Quality Control Report - Method Blank Analysis

| Constituent | QC Sample ID | MB Result | Units | PQL | MDL | Lab Quals | Run # |
|---|---|---|---|---|---|---|---|
| **QC Batch ID: B230469** | | | | | | | |
| Azinphos methyl | B230469-BLK1 | ND | ug/L | 0.50 | 0.12 | | 1 |
| Bolstar | B230469-BLK1 | ND | ug/L | 0.20 | 0.050 | | 1 |
| Chlorpyrifos | B230469-BLK1 | ND | ug/L | 0.20 | 0.050 | | 1 |
| Coumaphos | B230469-BLK1 | ND | ug/L | 0.50 | 0.11 | | 1 |
| Demeton O/S | B230469-BLK1 | ND | ug/L | 0.20 | 0.056 | | 1 |
| Diazinon | B230469-BLK1 | ND | ug/L | 0.20 | 0.050 | | 1 |
| Dichlorvos | B230469-BLK1 | ND | ug/L | 0.20 | 0.050 | | 1 |
| Disulfoton | B230469-BLK1 | ND | ug/L | 0.20 | 0.050 | | 1 |
| Ethoprop | B230469-BLK1 | ND | ug/L | 0.20 | 0.052 | | 1 |
| Fensulfothion | B230469-BLK1 | ND | ug/L | 0.20 | 0.051 | | 1 |
| Fenthion | B230469-BLK1 | ND | ug/L | 0.20 | 0.050 | | 1 |
| Merphos | B230469-BLK1 | ND | ug/L | 0.20 | 0.050 | | 1 |
| Methyl parathion | B230469-BLK1 | ND | ug/L | 0.20 | 0.050 | | 1 |
| Mevinphos | B230469-BLK1 | ND | ug/L | 0.20 | 0.050 | | 1 |
| Naled | B230469-BLK1 | ND | ug/L | 0.50 | 0.17 | | 1 |
| Phorate | B230469-BLK1 | ND | ug/L | 0.20 | 0.066 | | 1 |
| Ronnel (Fenchlorphos) | B230469-BLK1 | ND | ug/L | 0.20 | 0.050 | | 1 |
| Stirophos (Tetrachlorvinphos) | B230469-BLK1 | ND | ug/L | 0.20 | 0.082 | | 1 |
| Tokuthion (Prothiofos) | B230469-BLK1 | ND | ug/L | 0.20 | 0.050 | | 1 |
| Trichloronate | B230469-BLK1 | ND | ug/L | 0.20 | 0.050 | | 1 |
| **Triphenylphosphate (Surrogate)** | **B230469-BLK1** | **51.8** | % | **50 - 130 (LCL - UCL)** | | | 1 |

| Run # | QC Sample ID | QC Type | Method | Prep Date | Run Date Time | Analyst | Instrument | Dilution |
|---|---|---|---|---|---|---|---|---|
| 1 | B230469-BLK1 | PB | EPA-8141A | 04/16/26 | 04/23/26 12:05 | IJC | GC-18 | 1 |

*The results in this report apply to the samples analyzed in accordance with the chain of custody document. This analytical report must be reproduced in its entirety.*
All results listed in this report are for the exclusive use of the submitting party. Pace Analytical assumes no responsibility for report alteration, separation, detachment or third party interpretation.

Pace Analytical
ENVIRONMENTAL SCIENCES

Enthalpy Analytical - Orange
931 West Barkley Avenue
Orange, CA 92868

**Reported:** 04/23/2026 16:56
Project: Chiquita Canyon Landfill Stormwater
Project Number: EO-557418
Project Manager: David Tripp

# Organo-Phosphorus Pesticide Analysis (EPA Method 8141A)

## Quality Control Report - Laboratory Control Sample

| Constituent | QC Sample ID | Type | Result | Spike Level | Units | Percent Recovery | RPD | Control Limits Percent Recovery | Control Limits RPD | Lab Quals | Run # |
|---|---|---|---|---|---|---|---|---|---|---|---|
| **QC Batch ID: B230469** | | | | | | | | | | | |
| Bolstar | B230469-BS1 | LCS | 1.3650 | 2.0000 | ug/L | 68.2 | | 50 - 130 | | | 1 |
| Chlorpyrifos | B230469-BS1 | LCS | 1.4700 | 2.0000 | ug/L | 73.5 | | 60 - 120 | | | 1 |
| Diazinon | B230469-BS1 | LCS | 1.4350 | 2.0000 | ug/L | 71.8 | | 60 - 130 | | | 1 |
| Methyl parathion | B230469-BS1 | LCS | 1.5150 | 2.0000 | ug/L | 75.8 | | 60 - 120 | | | 1 |
| Mevinphos | B230469-BS1 | LCS | 1.2500 | 2.0000 | ug/L | 62.5 | | 50 - 120 | | | 1 |
| Ronnel (Fenchlorphos) | B230469-BS1 | LCS | 1.5100 | 2.0000 | ug/L | 75.5 | | 50 - 120 | | | 1 |
| Stirophos (Tetrachlorvinphos) | B230469-BS1 | LCS | 1.5700 | 2.0000 | ug/L | 78.5 | | 50 - 120 | | | 1 |
| Triphenylphosphate (Surrogate) | B230469-BS1 | LCS | 2.0450 | 2.5000 | ug/L | 81.8 | | 50 - 130 | | | 1 |

| Run # | QC Sample ID | QC Type | Method | Prep Date | Run Date Time | Analyst | Instrument | Dilution |
|---|---|---|---|---|---|---|---|---|
| 1 | B230469-BS1 | LCS | EPA-8141A | 04/16/26 | 04/23/26 12:35 | IJC | GC-18 | 1 |

*The results in this report apply to the samples analyzed in accordance with the chain of custody document. This analytical report must be reproduced in its entirety.*
All results listed in this report are for the exclusive use of the submitting party. Pace Analytical assumes no responsibility for report alteration, separation, detachment or third party interpretation.

Pace Analytical
ENVIRONMENTAL SCIENCES

Enthalpy Analytical - Orange
931 West Barkley Avenue
Orange, CA 92868

**Reported:** 04/23/2026 16:56
Project: Chiquita Canyon Landfill Stormwater
Project Number: EO-557418
Project Manager: David Tripp

# Organo-Phosphorus Pesticide Analysis (EPA Method 8141A)

## Quality Control Report - Precision & Accuracy

| Constituent | Type | Source Sample ID | Source Result | Result | Spike Added | Units | RPD | Percent Recovery | Control Limits RPD | Control Limits Percent Recovery | Lab Quals | R# |
|---|---|---|---|---|---|---|---|---|---|---|---|---|
| **QC Batch ID: B230469** | Used client sample: N | | | | | | | | | | | |
| Bolstar | MS | 2605255-02 | ND | 1.4555 | 1.9342 | ug/L | | 75.2 | | 60 - 120 | | 1 |
| | MSD | 2605255-02 | ND | 1.8200 | 2.0000 | ug/L | 22.3 | 91.0 | 30 | 60 - 120 | | 2 |
| Chlorpyrifos | MS | 2605255-02 | ND | 1.4797 | 1.9342 | ug/L | | 76.5 | | 60 - 120 | | 1 |
| | MSD | 2605255-02 | ND | 1.5850 | 2.0000 | ug/L | 6.9 | 79.2 | 30 | 60 - 120 | | 2 |
| Diazinon | MS | 2605255-02 | ND | 1.3201 | 1.9342 | ug/L | | 68.3 | | 60 - 130 | | 1 |
| | MSD | 2605255-02 | ND | 1.4200 | 2.0000 | ug/L | 7.3 | 71.0 | 30 | 60 - 130 | | 2 |
| Methyl parathion | MS | 2605255-02 | ND | 1.7360 | 1.9342 | ug/L | | 89.8 | | 60 - 120 | | 1 |
| | MSD | 2605255-02 | ND | 1.4500 | 2.0000 | ug/L | 18.0 | 72.5 | 30 | 60 - 120 | | 2 |
| Mevinphos | MS | 2605255-02 | ND | 1.7505 | 1.9342 | ug/L | | 90.5 | | 50 - 120 | | 1 |
| | MSD | 2605255-02 | ND | 1.7400 | 2.0000 | ug/L | 0.6 | 87.0 | 30 | 50 - 120 | | 2 |
| Ronnel (Fenchlorphos) | MS | 2605255-02 | ND | 1.5909 | 1.9342 | ug/L | | 82.2 | | 50 - 120 | | 1 |
| | MSD | 2605255-02 | ND | 1.5700 | 2.0000 | ug/L | 1.3 | 78.5 | 30 | 50 - 120 | | 2 |
| Stirophos (Tetrachlorvinphos) | MS | 2605255-02 | ND | 1.7747 | 1.9342 | ug/L | | 91.7 | | 50 - 120 | | 1 |
| | MSD | 2605255-02 | ND | 1.8800 | 2.0000 | ug/L | 5.8 | 94.0 | 30 | 50 - 120 | | 2 |
| Triphenylphosphate (Surrogate) | MS | 2605255-02 | ND | 1.7698 | 2.4178 | ug/L | | 73.2 | | 50 - 130 | | 1 |
| | MSD | 2605255-02 | ND | 1.7400 | 2.5000 | ug/L | 1.7 | 69.6 | | 50 - 130 | | 2 |

| Run # | QC Sample ID | QC Type | Method | Prep Date | Run Date Time | Analyst | Instrument | Dilution |
|---|---|---|---|---|---|---|---|---|
| 1 | B230469-MS1 | MS | EPA-8141A | 04/16/26 | 04/20/26 12:30 | IJC | GC-18 | 0.967 |
| 2 | B230469-MSD1 | MSD | EPA-8141A | 04/16/26 | 04/20/26 12:59 | IJC | GC-18 | 1 |

*The results in this report apply to the samples analyzed in accordance with the chain of custody document. This analytical report must be reproduced in its entirety.*
All results listed in this report are for the exclusive use of the submitting party. Pace Analytical assumes no responsibility for report alteration, separation, detachment or third party interpretation.

Enthalpy Analytical - Orange
931 West Barkley Avenue
Orange, CA 92868

**Reported:** 04/23/2026 16:56
Project: Chiquita Canyon Landfill Stormwater
Project Number: EO-557418
Project Manager: David Tripp

## Notes And Definitions

| | |
|---|---|
| MDL | Method Detection Limit |
| ND | Analyte Not Detected |
| PQL | Practical Quantitation Limit |
| S09 | The surrogate recovery for this compound was not within the control limits. |

*The results in this report apply to the samples analyzed in accordance with the chain of custody document. This analytical report must be reproduced in its entirety.*
All results listed in this report are for the exclusive use of the submitting party. Pace Analytical assumes no responsibility for report alteration, separation, detachment or third party interpretation.

**Laboratory Job Number 557418**

**Subcontracted Products**

**McCampbell Analytical, Inc.**

# McCampbell Analytical, Inc.

*"When Quality Counts"*

# Analytical Report

**WorkOrder:** 2604A49

**Report Created for:** Enthalpy Analytical

931 West Barkley Avenue
Orange, CA 92868

**Project Contact:** David Tripp
**Project P.O.:** 096843
**Project:** EO-557418

**Project Location:**
**Project Received:** 04/14/2026

Analytical Report reviewed & approved for release on 04/21/2026 by:

Tracy Babjar
Project Manager

***The report shall not be reproduced except in full, without the written approval of the laboratory. The analytical results relate only to the items tested. Results reported conform to the most current regulatory standards, where applicable, unless otherwise stated.***

1534 Willow Pass Rd. Pittsburg, CA 94565 ♦ TEL: (877) 252-9262 ♦ FAX: (925) 252-9269 ♦ www.mccampbell.com
CA ELAP 1644 ♦ ORELAP (NELAP) 4033 ♦ AIHA-LAP ID#232255 ♦ DoD-ELAP Cert # L22-757

McCampbell Analytical, Inc.
"When Quality Counts"
1534 Willow Pass Road, Pittsburg, CA 94565-1701
Toll Free Telephone: (877) 252-9262 / Fax: (925) 252-9269
http://www.mccampbell.com / E-mail: main@mccampbell.com

# Glossary of Terms & Qualifier Definitions

**Client:** Enthalpy Analytical **WorkOrder:** 2604A49
**Project:** EO-557418

## Glossary Abbreviation

| | |
|---|---|
| %D | Serial Dilution Percent Difference |
| 95% Interval | 95% Confident Interval |
| CCV | Continuing Calibration Verification. |
| CCV REC (%) | The % recovery of Continuing Calibration Verification |
| DF | Dilution Factor |
| DI WET | (DISTLC) Waste Extraction Test using DI water |
| DISS | Dissolved (sample filtered using a 0.45 µm filter size) |
| DLT | Dilution Test (Serial Dilution) |
| DUP | Duplicate |
| EDL | Estimated Detection Limit |
| ITEF | International Toxicity Equivalence Factor |
| LCS | Laboratory Control Sample |
| LCS2 | Second LCS for the batch. Spike level is lower than that for the first LCS; applicable to method 1633. |
| LQL | Lowest Quantitation Level |
| MB | Method Blank |
| MB IS/SS % Rec | % Recovery of Internal Standard or Surrogate in Method Blank, if applicable |
| MB SS % Rec | % Recovery of Surrogate in Method Blank, if applicable |
| MDL | Method Detection Limit [1] |
| ML | Minimum Level of Quantitation |
| MS | Matrix Spike |
| MSD | Matrix Spike Duplicate |
| NA | Not Applicable |
| ND | Not detected at or above the indicated MDL (if present) or RL. |
| NR | Data Not Reported due to matrix interference or insufficient sample amount. |
| PDS | Post Digestion Spike |
| PF | Prep Factor |
| RD | Relative Difference |
| RL | Reporting Limit [2] |
| RPD | Relative Percent Difference |
| RRT | Relative Retention Time |
| RSD | Relative Standard Deviation |
| SPK Val | Spike Value |
| SPKRef Val | Spike Reference Value |
| SPLP | Synthetic Precipitation Leachate Procedure |

[1] MDL is the minimum measured concentration of a substance that can be reported with 99% confidence that the measured concentration is distinguishable from method blank results. Definition and Procedure for the Determination of the Method Detection Limit, Revision 2, 40CFR, Part 136, Appendix B, EPA 821-R-16-006, December 2016. Values are based upon our default extraction volume/amount and are subject to change.

[2] RL is the lowest level that can be reliably determined within specified limits of precision and accuracy during routine laboratory operating conditions. (The RL cannot be lower than the lowest calibration standard used in the initial calibration of the instrument and must be greater than the MDL.) Values are based upon our default extraction volume/amount and are subject to change.

McCampbell Analytical, Inc.
"When Quality Counts"

1534 Willow Pass Road, Pittsburg, CA 94565-1701
Toll Free Telephone: (877) 252-9262 / Fax: (925) 252-9269
http://www.mccampbell.com / E-mail: main@mccampbell.com

# Glossary of Terms & Qualifier Definitions

**Client:** Enthalpy Analytical **WorkOrder:** 2604A49

**Project:** EO-557418

| | |
|---|---|
| TCLP | Toxicity Characteristic Leachate Procedure |
| TEQ | Toxicity Equivalents |
| TNTC | "Too Numerous to Count;" greater than 250 colonies observed on the plate. |
| TPH-Diesel | Sample results for semi-volatile TPH (diesel, kerosene, oil, etc) were calculated using a background subtraction procedure to correct for instrument baseline rise (column bleed) as described in Sec 7.7.2.2 of EPA 8015 B, C. |
| TZA | TimeZone Net Adjustment for sample collected outside of MAI's Coordinated Universal Time (UTC). (Adjustment for Daylight Saving is not accounted.) |
| WET (STLC) | Waste Extraction Test (Soluble Threshold Limit Concentration) |

## Analytical Qualifiers

| | |
|---|---|
| a3 | Sample diluted due to high organic content interfering with quantitative/or qualitative analysis. |
| b1 | Aqueous sample that contains greater than ~1 vol. % sediment |

McCampbell Analytical, Inc.
"When Quality Counts"

1534 Willow Pass Road, Pittsburg, CA 94565-1701
Toll Free Telephone: (877) 252-9262 / Fax: (925) 252-9269
http://www.mccampbell.com / E-mail: main@mccampbell.com

# Analytical Report

| | | | |
|---|---|---|---|
| **Client:** | Enthalpy Analytical | **WorkOrder:** | 2604A49 |
| **Date Received:** | 04/14/2026 9:09 | **Extraction Method:** | E8151A |
| **Date Prepared:** | 04/15/2026 | **Analytical Method:** | E8151A |
| **Project:** | EO-557418 | **Unit:** | µg/L |

## Chlorinated Herbicides by GC-ECD

| Client ID | Lab ID | Matrix | Date Collected | Instrument FileID | Batch ID |
|---|---|---|---|---|---|
| SOUTH BASIN - WESTERN INLET | 2604A49-001A | Water | 04/11/2026 15:03 | GC15A 04152623.D | 339708 |

| Analytes | Result | MDL | RL | DF | Date Analyzed |
|---|---|---|---|---|---|
| Acifluorfen | ND | 5.3 | 10 | 10 | 04/15/2026 22:20 |
| Bentazon | ND | 3.2 | 10 | 10 | 04/15/2026 22:20 |
| Chloramben | ND | 6.4 | 10 | 10 | 04/15/2026 22:20 |
| 2,4-D (Dichlorophenoxyacetic acid) | ND | 0.79 | 2.0 | 10 | 04/15/2026 22:20 |
| 2,4-DB | ND | 4.2 | 10 | 10 | 04/15/2026 22:20 |
| Dalapon | ND | 7.7 | 10 | 10 | 04/15/2026 22:20 |
| DCPA (mono & diacid) | ND | 5.0 | 10 | 10 | 04/15/2026 22:20 |
| Dicamba | ND | 0.74 | 2.0 | 10 | 04/15/2026 22:20 |
| 3,5-Dichlorobenzoic Acid | ND | 2.4 | 10 | 10 | 04/15/2026 22:20 |
| Dichloroprop | ND | 3.5 | 10 | 10 | 04/15/2026 22:20 |
| Dinoseb (DNBP) | ND | 3.0 | 10 | 10 | 04/15/2026 22:20 |
| MCPA | ND | 13 | 20 | 10 | 04/15/2026 22:20 |
| MCPP | ND | 12 | 20 | 10 | 04/15/2026 22:20 |
| 4-Nitrophenol | ND | 7.7 | 10 | 10 | 04/15/2026 22:20 |
| Pentachlorophenol (PCP) | ND | 0.55 | 2.0 | 10 | 04/15/2026 22:20 |
| Picloram | ND | 3.8 | 10 | 10 | 04/15/2026 22:20 |
| 2,4,5-T (Trichlorophenoxy acetic acid) | ND | 1.0 | 2.0 | 10 | 04/15/2026 22:20 |
| 2,4,5-TP (Silvex) | ND | 1.6 | 5.0 | 10 | 04/15/2026 22:20 |

| Surrogates | REC (%) | Limits | DF | |
|---|---|---|---|---|
| DCAA | 93 | 60-140 | 10 | 04/15/2026 22:20 |

Analyst(s): DP

Analytical Comments: a3,b1

McCampbell Analytical, Inc.
"When Quality Counts"

1534 Willow Pass Road, Pittsburg, CA 94565-1701
Toll Free Telephone: (877) 252-9262 / Fax: (925) 252-9269
http://www.mccampbell.com / E-mail: main@mccampbell.com

# Analytical Report

| | | | |
|---|---|---|---|
| **Client:** | Enthalpy Analytical | **WorkOrder:** | 2604A49 |
| **Date Received:** | 04/14/2026 9:09 | **Extraction Method:** | RSK175 |
| **Date Prepared:** | 04/17/2026 | **Analytical Method:** | RSK175 |
| **Project:** | EO-557418 | **Unit:** | µg/L |

## Dissolved Carbon Dioxide by RSK 175

| Client ID | Lab ID | Matrix | Date Collected | Instrument FileID | Batch ID |
|---|---|---|---|---|---|
| SOUTH BASIN - WESTERN INLET | 2604A49-001B | Water | 04/11/2026 15:03 | GC26 0417261104.D | 340000 |

| Analytes | Result | MDL | RL | DF | Date Analyzed |
|---|---|---|---|---|---|
| Carbon Dioxide | **770** | 50 | 50 | 1 | 04/17/2026 12:40 |

Analyst(s): CLO

Analytical Comments: b1

McCampbell Analytical, Inc.
"When Quality Counts"

1534 Willow Pass Road, Pittsburg, CA 94565-1701
Toll Free Telephone: (877) 252-9262 / Fax: (925) 252-9269
http://www.mccampbell.com / E-mail: main@mccampbell.com

# Quality Control Report

| | | | |
|---|---|---|---|
| **Client:** | Enthalpy Analytical | **WorkOrder:** | 2604A49 |
| **Date Prepared:** | 04/15/2026 | **BatchID:** | 339708 |
| **Date Analyzed:** | 04/15/2026 | **Extraction Method:** | E8151A |
| **Instrument:** | GC15A | **Analytical Method:** | E8151A |
| **Matrix:** | Water | **Unit:** | µg/L |
| **Project:** | EO-557418 | **Sample ID:** | MB/LCS/LCSD-339708 |

## QC Summary Report for E8151A

| Analyte | MB Result | MDL | RL | SPK Val | MB IS/SS %REC | MB IS/SS Limits |
|---|---|---|---|---|---|---|
| Acifluorfen | ND | 0.53 | 1.0 | - | - | - |
| Bentazon | ND | 0.32 | 1.0 | - | - | - |
| Chloramben | ND | 0.64 | 1.0 | - | - | - |
| 2,4-D (Dichlorophenoxyacetic acid) | ND | 0.079 | 0.20 | - | - | - |
| 2,4-DB | ND | 0.42 | 1.0 | - | - | - |
| Dalapon | ND | 0.77 | 1.0 | - | - | - |
| DCPA (mono & diacid) | ND | 0.50 | 1.0 | - | - | - |
| Dicamba | ND | 0.074 | 0.20 | - | - | - |
| 3,5-Dichlorobenzoic Acid | ND | 0.24 | 1.0 | - | - | - |
| Dichloroprop | ND | 0.35 | 1.0 | - | - | - |
| Dinoseb (DNBP) | ND | 0.30 | 1.0 | - | - | - |
| MCPA | ND | 1.3 | 2.0 | - | - | - |
| MCPP | ND | 1.2 | 2.0 | - | - | - |
| 4-Nitrophenol | ND | 0.77 | 1.0 | - | - | - |
| Pentachlorophenol (PCP) | ND | 0.055 | 0.20 | - | - | - |
| Picloram | ND | 0.38 | 1.0 | - | - | - |
| 2,4,5-T (Trichlorophenoxy acetic acid) | ND | 0.10 | 0.20 | - | - | - |
| 2,4,5-TP (Silvex) | ND | 0.16 | 0.50 | - | - | - |
| **Surrogate Recovery** | | | | | | |
| DCAA | 9.5 | | | 10 | 95 | 70-130 |

*(Cont.)*

CA ELAP 1644 • ORELAP (NELAP) 4033

McCampbell Analytical, Inc.
"When Quality Counts"
1534 Willow Pass Road, Pittsburg, CA 94565-1701
Toll Free Telephone: (877) 252-9262 / Fax: (925) 252-9269
http://www.mccampbell.com / E-mail: main@mccampbell.com

# Quality Control Report

| | | | |
|---|---|---|---|
| **Client:** | Enthalpy Analytical | **WorkOrder:** | 2604A49 |
| **Date Prepared:** | 04/15/2026 | **BatchID:** | 339708 |
| **Date Analyzed:** | 04/15/2026 | **Extraction Method:** | E8151A |
| **Instrument:** | GC15A | **Analytical Method:** | E8151A |
| **Matrix:** | Water | **Unit:** | µg/L |
| **Project:** | EO-557418 | **Sample ID:** | MB/LCS/LCSD-339708 |

## QC Summary Report for E8151A

| Analyte | LCS Result | LCSD Result | SPK Val | LCS %REC | LCSD %REC | LCS/LCSD Limits | RPD | RPD Limit |
|---|---|---|---|---|---|---|---|---|
| Acifluorfen | 8.9 | 9.4 | 10 | 89 | 94 | 70-130 | 5.51 | 30 |
| Bentazon | 9.7 | 10 | 10 | 97 | 104 | 70-130 | 6.56 | 30 |
| Chloramben | 11 | 11 | 10 | 107 | 113 | 70-130 | 5.77 | 30 |
| 2,4-D (Dichlorophenoxyacetic acid) | 8.8 | 9.3 | 10 | 88 | 93 | 70-130 | 5.84 | 30 |
| 2,4-DB | 9.6 | 10 | 10 | 96 | 102 | 70-130 | 6.95 | 30 |
| Dalapon | 8.7 | 9.3 | 10 | 87 | 93 | 70-130 | 6.41 | 30 |
| DCPA (mono & diacid) | 8.6 | 9.2 | 10 | 86 | 92 | 70-130 | 6.36 | 30 |
| Dicamba | 9.0 | 9.5 | 10 | 90 | 95 | 70-130 | 5.56 | 30 |
| 3,5-Dichlorobenzoic Acid | 8.9 | 9.5 | 10 | 89 | 95 | 70-130 | 5.72 | 30 |
| Dichloroprop | 8.6 | 9.1 | 10 | 86 | 91 | 70-130 | 5.85 | 30 |
| Dinoseb (DNBP) | 9.1 | 9.5 | 10 | 91 | 95 | 70-130 | 5.08 | 30 |
| MCPA | 110 | 120 | 100 | 108 | 116 | 70-130 | 7.12 | 30 |
| MCPP | 87 | 96 | 100 | 87 | 96 | 70-130 | 9.63 | 30 |
| 4-Nitrophenol | 7.1 | 7.4 | 10 | 71 | 74 | 70-130 | 3.52 | 30 |
| Pentachlorophenol (PCP) | 9.1 | 9.6 | 10 | 91 | 96 | 70-130 | 5.47 | 30 |
| Picloram | 8.6 | 9.2 | 10 | 86 | 92 | 70-130 | 6.42 | 30 |
| 2,4,5-T (Trichlorophenoxy acetic acid) | 9.0 | 9.6 | 10 | 90 | 96 | 70-130 | 6.09 | 30 |
| 2,4,5-TP (Silvex) | 9.2 | 9.8 | 10 | 92 | 98 | 70-130 | 6.15 | 30 |
| **Surrogate Recovery** | | | | | | | | |
| DCAA | 9.1 | 9.7 | 10 | 91 | 97 | 70-130 | 6.29 | 30 |

McCampbell Analytical, Inc.
"When Quality Counts"
1534 Willow Pass Road, Pittsburg, CA 94565-1701
Toll Free Telephone: (877) 252-9262 / Fax: (925) 252-9269
http://www.mccampbell.com / E-mail: main@mccampbell.com

# Quality Control Report

| | | | |
|---|---|---|---|
| **Client:** | Enthalpy Analytical | **WorkOrder:** | 2604A49 |
| **Date Prepared:** | 04/17/2026 | **BatchID:** | 340000 |
| **Date Analyzed:** | 04/17/2026 | **Extraction Method:** | RSK175 |
| **Instrument:** | GC26 | **Analytical Method:** | RSK175 |
| **Matrix:** | Water | **Unit:** | µg/L |
| **Project:** | EO-557418 | **Sample ID:** | MB/LCS/LCSD-340000 |

## QC Summary Report for RSK175

| Analyte | MB Result | MDL | RL | | | |
|---|---|---|---|---|---|---|
| Carbon Dioxide | ND | 50 | 50 | - | - | - |

| Analyte | LCS Result | LCSD Result | SPK Val | LCS %REC | LCSD %REC | LCS/LCSD Limits | RPD | RPD Limit |
|---|---|---|---|---|---|---|---|---|
| Carbon Dioxide | 150 | 150 | 187.2 | 82 | 81 | 70-130 | 1.61 | 30 |

McCampbell Analytical, Inc.
"When Quality Counts"

1534 Willow Pass Road, Pittsburg, CA 94565-1701
Toll Free Telephone: (877) 252-9262 / Fax: (925) 252-9269
http://www.mccampbell.com / E-mail: main@mccampbell.com

# Certified Analyte List

**Client:** Enthalpy Analytical **WorkOrder:** 2604A49

**Project:** EO-557418

| Analyte | Cert 1 | Cert 2 | Cert 3 | Cert 4 | Cert 5 | Analytical Method | Matrix |
|---|---|---|---|---|---|---|---|
| 2,4,5-T (Trichlorophenoxy acetic acid) | ◉ | ◉ | ○ | ○ | ○ | E8151A | Water |
| 2,4,5-TP (Silvex) | ◉ | ◉ | ○ | ○ | ○ | E8151A | Water |
| 2,4-D (Dichlorophenoxyacetic acid) | ◉ | ◉ | ○ | ○ | ○ | E8151A | Water |
| 2,4-DB | ◉ | ◉ | ○ | ○ | ○ | E8151A | Water |
| 3,5-Dichlorobenzoic Acid | ○ | ◉ | ○ | ○ | ○ | E8151A | Water |
| 4-Nitrophenol | ◉ | ◉ | ○ | ○ | ○ | E8151A | Water |
| Acifluorfen | ○ | ◉ | ○ | ○ | ○ | E8151A | Water |
| Bentazon | ○ | ◉ | ○ | ○ | ○ | E8151A | Water |
| Chloramben | ○ | ◉ | ○ | ○ | ○ | E8151A | Water |
| Dalapon | ◉ | ◉ | ○ | ○ | ○ | E8151A | Water |
| DCPA (mono & diacid) | ○ | ◉ | ○ | ○ | ○ | E8151A | Water |
| Dicamba | ◉ | ◉ | ○ | ○ | ○ | E8151A | Water |
| Dichloroprop | ◉ | ◉ | ○ | ○ | ○ | E8151A | Water |
| Dinoseb (DNBP) | ◉ | ◉ | ○ | ○ | ○ | E8151A | Water |
| MCPA | ◉ | ◉ | ○ | ○ | ○ | E8151A | Water |
| MCPP | ◉ | ◉ | ○ | ○ | ○ | E8151A | Water |
| Pentachlorophenol (PCP) | ◉ | ◉ | ○ | ○ | ○ | E8151A | Water |
| Picloram | ○ | ◉ | ○ | ○ | ○ | E8151A | Water |

**Certifications**

| | |
|---|---|
| Cert 1 | CA ELAP 1644 |
| Cert 2 | ORELAP (NELAP) 4033 |

The Certified Analyte Report lists the compounds for which MAI is accredited at the time of issuance. Although MAI holds multiple accreditations, methods with extensive compound lists may not be fully accredited due to state agency availability.

McCampbell Analytical, Inc.
1534 Willow Pass Rd
Pittsburg, CA 94565-1701
(925) 252-9262

# CHAIN-OF-CUSTODY RECORD



**WorkOrder: 2604A49** **ClientCode: ENO** **QuoteID: 262776**

☐ WaterTrax ☐ CLIP ☐ EDF ☑ EQuIS ☑ Dry-Weight ☑ Email ☐ HardCopy ☐ ThirdParty ☐ J-flag
☑ Detection Summary ☑ **Excel** [A1_Standard _QC]

**Report to:**
David Tripp
Enthalpy Analytical
931 West Barkley Avenue
Orange, CA 92868
657-581-4710 FAX:

Email: david.tripp@enthalpy.com
cc/3rd Party: incomingreports@enthalpy.com;
PO: 096843
Project: EO-557418

**Bill to:**
Accounts Payable/Enthalpy SoCal
Montrose Environmental Group
PO Box 842165
Boston, MA 02284-2165
003EL_ap@montrose-env.com

**Requested TAT:** 5 days;
***Date Received:*** **04/14/2026**
***Date Logged:*** **04/14/2026**

| Lab ID | ClientSampID | Matrix | Collection Date | Hold | Requested Tests (See legend below) | | | | | | | | | | | |
|---|---|---|---|---|---|---|---|---|---|---|---|---|---|---|---|---|
| | | | | | 1 | 2 | 3 | 4 | 5 | 6 | 7 | 8 | 9 | 10 | 11 | 12 |
| 2604A49-001 | SOUTH BASIN - WESTERN INLET | Water | 4/11/2026 15:03 | ☐ | A | A | B | | | | | | | | | |

**Test Legend:**

| | | | | | | | |
|---|---|---|---|---|---|---|---|
| 1 | 8151_W | 2 | PRDisposal Fee | 3 | RSK175_CO2_W | 4 | |
| 5 | | 6 | | 7 | | 8 | |
| 9 | | 10 | | 11 | | 12 | |

**Project Manager: Jena Alfaro**

**Prepared by: Emily Perez**

**Comments:**

NOTE: Soil samples are discarded 60 days after receipt unless other arrangements are made (Water samples are 30 days).
Hazardous samples will be returned to client or disposed of at client expense.

McCampbell Analytical, Inc.
"When Quality Counts"

1534 Willow Pass Road, Pittsburg, CA 94565-1701
Toll Free Telephone: (877) 252-9262 / Fax: (925) 252-9269
http://www.mccampbell.com / E-mail: main@mccampbell.com

# WORK ORDER SUMMARY

**Client Name:** ENTHALPY ANALYTICAL
**Client Contact:** David Tripp
**Contact's Email:** david.tripp@enthalpy.com

**Project:** EO-557418
**Comments**

**Work Order:** 2604A49
**QC Level:** LEVEL 2
**Date Logged:** 4/14/2026

☐ WaterTrax ☐ CLIP ☐ EDF ☑ Excel ☐ EQuIS ☑ Email ☐ HardCopy ☐ ThirdParty ☐ J-flag

| LabID | ClientSampID | Matrix | Test Name | Cont./ Comp. | Bottle & Preservative | U** | Head Space | Dry-Weight | Collection Date & Time | TAT | Test Due Date | Sediment Content | Hold | Sub Out |
|---|---|---|---|---|---|---|---|---|---|---|---|---|---|---|
| 001A | SOUTH BASIN - WESTERN INLET | Water | E8151A (Chlorinated Herbicides) | 1 | | ☐ | ☐ | ☐ | 4/11/2026 15:03 | 5 days | 4/21/2026 | 2%+ | ☐ | ☐ |
| 001B | SOUTH BASIN - WESTERN INLET | Water | RSK175 (CO2) | 2 | | ☐ | ☐ | ☐ | 4/11/2026 15:03 | 5 days | 4/21/2026 | 2%+ | ☐ | ☐ |

**NOTES:** *** STLC and TCLP extractions require 2 days to complete; therefore, all TATs begin after the extraction is completed (i.e., One-day TAT yields results in 3 days from sample submission).**

**- ISM prep requires 5 to 10 days to complete; therefore, all TATs begin after the extraction is completed (i.e., One-day TAT yields results in 6 to 11 days from sample submission). Due date listed on WO summary will not accurately reflect the time needed for sample preparation.**

**- Organic extracts are held for 40 days before disposal; Inorganic extract are held for 30 days.**

**- MAI assumes that all material present in the provided sampling container is considered part of the sample - MAI does not exclude any material from the sample prior to sample preparation unless requested in writing by the client.**

**U** = An unpreserved container was received for a method that suggests a preservation in order to extend hold time for analysis.**

**Cont./Comp. = Containers /Composites**

2604A49

ENTHALPY ANALYTICAL

931 West Barkley Ave
Orange, CA 92868
(714) 771-6900

Subcontract Laboratory:
McCampbell Analytical, Inc.
1534 Willow Pass Rd.
Pittsburg, CA 94565
ATTN: Quote ID: 262776
PO #: PO-096843

Enthalpy Order: EO-557418
PM: David Tripp
Email: david.tripp@enthalpy.com
CC: incomingreports@enthalpy.com
Phone: 657-581-4710

Results Due: 04/2126
Report Level: II
Report To: MDL
EDDs: Standard Excel EDD

Notes:
CHIQUITA Stormwater - No dilutions please unless absolutely necessary due to matrix or other technically valid reason, requiring clear, technical explanation in your Case Narrative for client's regulator (CA-RWQCB). Hold time rush, please, only if necessary.

| Sample ID | Collected | Lab ID | # Cont. | Matrix | Analysis Requested | Comment |
|---|---|---|---|---|---|---|
| SOUTH BASIN - WESTERN INLET | 11-APR-2026 15:03 | 557418-001 | 1 | Water | EPA 8151A Chlorinated Herbicides | |
| | | | 2 | Water | RSK-175 CO2 | |

| Notes: | Relinquished By: | Received By: |
|---|---|---|
| | [signature] | |
| | Date: 4·13·26 15:00 | Date: |
| | | Emily R 4/14/24 0909 |
| | Date: | Date: |
| | | |
| | Date: | Date: |

FedEx: 870623733750

McCampbell Analytical, Inc.
*"When Quality Counts"*

1534 Willow Pass Road, Pittsburg, CA 94565-1701
Toll Free Telephone: (877) 252-9262 / Fax: (925) 252-9269
http://www.mccampbell.com / E-mail: main@mccampbell.com

# Sample Receipt Checklist

| | | | |
|---|---|---|---|
| Client Name: | **Enthalpy Analytical** | Date and Time Received: | **4/14/2026 09:09** |
| Project: | **EO-557418** | Date Logged: | **4/14/2026** |
| | | Received by: | |
| WorkOrder №: | **2604A49** Matrix: | Logged by: | Emily Perez |
| Carrier: | FedEx | | |

## Chain of Custody (COC) Information

| | | | | | | |
|---|---|---|---|---|---|---|
| Chain of custody present? | Yes | ☑ | No | ☐ | | |
| Chain of custody signed when relinquished and received? | Yes | ☑ | No | ☐ | | |
| Chain of custody agrees with sample labels? | Yes | ☑ | No | ☐ | | |
| Sample IDs noted by Client on COC? | Yes | ☑ | No | ☐ | | |
| Date and Time of collection noted by Client on COC? | Yes | ☑ | No | ☐ | | |
| Sampler's name noted on COC? | Yes | ☑ | No | ☐ | | |
| COC agrees with Quote? | Yes | ☑ | No | ☐ | NA | ☐ |
| COC quote is active? | Yes | ☑ | No | ☐ | NA | ☐ |

## Sample Receipt Information

| | | | | | | |
|---|---|---|---|---|---|---|
| Custody seals intact on shipping container/cooler? | Yes | ☐ | No | ☐ | NA | ☑ |
| Custody seals intact on sample bottles? | Yes | ☐ | No | ☐ | NA | ☑ |
| Shipping container/cooler in good condition? | Yes | ☑ | No | ☐ | | |
| Samples in proper containers/bottles? | Yes | ☑ | No | ☐ | | |
| Sample containers intact? | Yes | ☑ | No | ☐ | | |
| Sufficient sample volume for indicated test? | Yes | ☑ | No | ☐ | | |

## Sample Preservation and Hold Time (HT) Information

| | | | | | | |
|---|---|---|---|---|---|---|
| All samples received within holding time? | Yes | ☑ | No | ☐ | NA | ☐ |
| Samples Received on Ice? | Yes | ☑ | No | ☐ | | |
| (Ice Type: WET ICE ) | | | | | | |
| Sample/Temp Blank temperature | Temp: 2.5°C | | | | NA | ☐ |
| ZHS conditional analyses: VOA meets zero headspace requirement (VOCs, TPHg/BTEX, RSK)? | Yes | ☐ | No | ☐ | NA | ☑ |
| Sample labels checked for correct preservation? | Yes | ☑ | No | ☐ | | |
| pH acceptable upon receipt (Metal: <2)? | Yes | ☐ | No | ☐ | NA | ☑ |

UCMR Samples:

| | | | | | | |
|---|---|---|---|---|---|---|
| pH tested and acceptable upon receipt (200.7: ≤2; 533: 6 - 8; 537.1: 6 - 8)? | Yes | ☐ | No | ☐ | NA | ☑ |
| Free Chlorine tested and acceptable upon receipt (<0.1mg/L) [not applicable to 200.7]? | Yes | ☐ | No | ☐ | NA | ☑ |

Comments:

**Laboratory Job Number 557418**

**Subcontracted Products**

**Onterris Laboratories - El Dorado Hills**

May 08, 2026

**Onterris - El Dorado Hills**
**Work Order No. 2604126**

Mr. David Tripp
Onterris Laboratories - Orange
931 W. Barkley Avenue
Orange, CA 92868

Dear Mr. Tripp,

Enclosed are the results for the sample set received at Onterris - EDH on April 14, 2026 under your Project Name 'EO-557418'.

Onterris- EDH is committed to serving you effectively. If you require additional information, please contact me at 916-673-1520 or by email at mark.rein@onterris.com.

Thank you for choosing Onterris - EDH as part of your analytical support team.

Sincerely,



Mark Rein
Project Manager

*Onterris - EDH certifies that the report herein meets all the requirements set forth by NELAP for those applicable test methods. Results relate only to the samples as received by the laboratory. This report should not be reproduced except in full without the written approval of Onterris -EDH .*

**Onterris - EDH Work Order No. 2604126**
**Case Narrative**

**Sample Condition on Receipt:**

One water sample was received and stored securely in accordance with Onterris - EDH standard operating procedures and EPA methodology. The sample was received in good condition and within the method temperature requirements.

**Analytical Notes:**

**EPA Method 8290A**

The sample was extracted and analyzed for 2,3,7,8-TCDD by EPA Method 8290A using a ZB-DIOXIN GC column.

Holding Times

The method holding time criteria was met for the sample.

Quality Control

The Initial Calibration and Continuing Calibration Verifications met the method acceptance criteria.

A Method Blank and Ongoing Precision and Recovery (OPR) sample were extracted and analyzed with the preparation batch. No analytes were detected above the sample quantitation limits in the Method Blank. The OPR recoveries were within the method acceptance criteria.

Labeled standard recoveries for all QC and field samples were within method acceptance criteria.

TABLE OF CONTENTS


Case Narrative..... 1

Table of Contents..... 3

Sample Inventory..... 4

Analytical Results..... 5

Qualifiers..... 9

Certifications..... 10

Sample Receipt..... 11

# Sample Inventory Report

| Sample ID | Client Sample ID | Sampled | Received | Components/Containers |
|---|---|---|---|---|
| 2604126-01 | SOUTH BASIN - WESTERN INLET | 11-Apr-26 15:03 | 14-Apr-26 10:03 | Amber Glass NM Bottle, 1L |

## ANALYTICAL RESULTS

## Sample ID: Method Blank

**EPA Method 8290A**

**Client Data**

Name: Onterris Laboratories - Orange
Project: EO-557418
Matrix: Aqueous

**Laboratory Data**

Lab Sample: B26E056-BLK1
QC Batch: B26E056
Sample Size: 0.500 L
Date Extracted: 05-May-26
Column: ZB-DIOXIN

| Analyte | Conc. (pg/L) | MDL | RL | Qualifiers | Analyzed | Dilution |
|---|---|---|---|---|---|---|
| 2,3,7,8-TCDD | ND | 3.56 | 10.0 | | 07-May-26 02:25 | 1 |

| Labeled Standards | Type | % Recovery | Limits | Qualifiers | Analyzed | Dilution |
|---|---|---|---|---|---|---|
| 13C-2,3,7,8-TCDD | IS | 80.1 | 40 - 135 | | 07-May-26 02:25 | 1 |
| 37Cl-2,3,7,8-TCDD | CRS | 85.2 | 40 - 135 | | 07-May-26 02:25 | 1 |

MDL - Method Detection Limit
RL - Reporting limit

Results reported to MDL.

**Sample ID: OPR** **EPA Method 8290A**

**Client Data**

Name: Onterris Laboratories - Orange
Project: EO-557418
Matrix: Aqueous

**Laboratory Data**

Lab Sample: B26E056-BS1
QC Batch: B26E056 Date Extracted: 05-May-26 03:24
Sample Size: 0.500 L Column: ZB-DIOXIN

| Analyte | Amt Found (pg/L) | Spike Amt | % Recovery | Limits | Qualifiers | Analyzed | Dilution |
|---|---|---|---|---|---|---|---|
| 2,3,7,8-TCDD | 385 | 400 | 96.2 | 70-130 | | 07-May-26 00:09 | 1 |
| **Labeled Standards** | **Type** | | **% Recovery** | **Limits** | **Qualifiers** | **Analyzed** | **Dilution** |
| 13C-2,3,7,8-TCDD | IS | | 76.0 | 40-135 | | 07-May-26 00:09 | 1 |
| 37Cl-2,3,7,8-TCDD | CRS | | 83.2 | 40-135 | | 07-May-26 00:09 | 1 |

## Sample ID: SOUTH BASIN - WESTERN INLET

**EPA Method 8290A**

**Client Data**

| | |
|---|---|
| Name: | Onterris Laboratories - Orange |
| Project: | EO-557418 |
| Matrix: | Water |
| Date Collected: | 11-Apr-26 15:03 |

**Laboratory Data**

| | | | |
|---|---|---|---|
| Lab Sample: | 2604126-01 | Date Received: | 14-Apr-26 10:03 |
| QC Batch: | B26E056 | Date Extracted: | 05-May-26 |
| Sample Size: | 0.501 L | Column: | ZB-DIOXIN |

| Analyte | Conc. (pg/L) | MDL | RL | Qualifiers | Analyzed | Dilution |
|---|---|---|---|---|---|---|
| 2,3,7,8-TCDD | ND | 3.55 | 9.99 | | 07-May-26 03:56 | 1 |

| Labeled Standards | Type | % Recovery | Limits | Qualifiers | Analyzed | Dilution |
|---|---|---|---|---|---|---|
| 13C-2,3,7,8-TCDD | IS | 77.1 | 40 - 135 | | 07-May-26 03:56 | 1 |
| 37Cl-2,3,7,8-TCDD | CRS | 85.5 | 40 - 135 | | 07-May-26 03:56 | 1 |

MDL - Method Detection Limit
RL - Reporting limit

Results reported to MDL.

# DATA QUALIFIERS & ABBREVIATIONS

| | |
|---|---|
| B | Compound was also detected in the method blank |
| Conc. | Concentration |
| CRS | Cleanup Recovery Standard |
| D | Dilution |
| DL | Detection Limit |
| E | Concentration exceeded the calibration range |
| EDL | Estimated Detection Limit |
| EMPC | Estimated Maximum Possible Concentration |
| H | Recovery and/or RPD was outside laboratory acceptance limits |
| I | Chemical Interference |
| IS | Internal Standard |
| J | Estimated Concentration below the Reporting Limit/LOQ |
| LOD | Limit of Detection |
| LOQ | Limit of Quantitation |
| MDL | Method Detection Limit |
| NA | Not Applicable |
| ND | Not Detected |
| OPR | Ongoing Precision and Recovery sample |
| P | Concentration may include contribution from chlorinated diphenyl ether(s). |
| Q | Ion transition ratio is outside of the acceptance criteria. |
| RL | Reporting Limit (MRL) |
| TEQ | Toxic Equivalency, sum of the toxic equivalency factors (TEF) multiplied by the sample concentrations. |
| TEQMax | TEQ calculated using the detection limit as the concentration for non-detects |
| TEQMin | TEQ calculated using zero as the concentration for non-detects |
| TEQRisk | TEQ calculated using ½ the detection limit as the concentration for non-detects |
| U | Not Detected (specific projects only) |
| * | See Cover Letter |

Unless otherwise noted, solid sample results are reported in dry weight. Tissue samples are reported in wet weight.

# Onterris - EDH Certifications

| Accrediting Authority | Certificate Number |
|---|---|
| Alaska Department of Environmental Conservation | 17-013 |
| California Department of Health - ELAP | 2892 |
| DoD ELAP - A2LA Accredited - ISO/IEC 17025 | 3091.01 |
| Florida Department of Health | E87777 |
| Louisiana Department of Environmental Quality | 01977 |
| Maine Department of Health | 2020018 |
| Michigan Department of Environmental Quality | 9932 |
| Minnesota Department of Health | 2211390 |
| Nevada Division of Environmental Protection | CA00413 |
| New Hampshire Environmental Accreditation Program | 207721 |
| New Jersey Department of Environmental Protection | CA003 |
| New York Department of Health | 11411 |
| Ohio Environmental Protection Agency | 87778 |
| Oregon Laboratory Accreditation Program | 4042-021 |
| Texas Commission on Environmental Quality | T104704189-22-13 |
| Vermont Department of Health | VT-4042 |
| Virgnia Department of General Services | 11276 |
| Washington Department of Ecology | C584 |
| Wisconsin Department of Natural Resources | 998036160 |

*Current certificates and lists of licensed parameters can be found at Onterris.com/Resources/Accreditations*

ENTHALPY ANALYTICAL

931 West Barkley Ave
Orange, CA 92868
(714) 771-6900

Subcontract Laboratory:
Enthalpy - El Dorado Hills
1104 Windfield Way
El Dorado Hills, CA 95762
ATTN: Mark Rein
PO #: Required, to be sent via email

Enthalpy Order: EO-557418
PM: David Tripp
Email: david.tripp@enthalpy.com
CC: incomingreports@enthalpy.com
Phone: 657-581-4710

Results Due: Standard TAT (15wd)
Report Level: II
Report To: MDL
EDDs: BLDR:Enthalpy (the normal EDD you send to Orange)

2604126
2.4°C

Notes:
CHIQUITA Stormwater - 15wd TAT or less if at all possible. No decanting. No dilutions unless absolutely necessary due to matrix or other technically valid reason.

| Sample ID | Collected | Lab ID | # Cont. | Matrix | Analysis Requested | Comment |
|---|---|---|---|---|---|---|
| SOUTH BASIN - WESTERN INLET | 11-APR-2026 15:03 | 557418-001 | 1 | Water | EPA 8290 - 2,3,7,8-TCDD Only | |

| Notes: | Relinquished By: | Received By: |
|---|---|---|
| | [signature] | [signature] |
| | Date: 4-13-26 15:00 | Date: 04/14/26 10:00 |
| | | |
| | Date: | Date: |
| | | |
| | Date: | Date: |

# CoC/Label Reconciliation Report WO# 2604126

| LabNumber | CoC Sample ID | SampleAlias | Sample Date/Time | Container | BaseMatrix | Sample Comments |
|---|---|---|---|---|---|---|
| 2604126-01 | A SOUTH BASIN - WESTERN INLET ☑ A | 557418-001 | 11-Apr-26 15:03 ☑ | Amber Glass NM Bottle, 1L | Aqueous | |

Checkmarks indicate that information on the COC reconciled with the sample label.
Any discrepancies are noted in the following columns.

| CONDITION | Yes | No | NA |
|---|---|---|---|
| Sample Container Intact? | ✓ | | |
| Sample Container(s) Custody Seals Intact? | | | ✓ |
| Custody Seals On Cooler Intact? | | | ✓ |
| Adequate Sample Volume? | ✓ | | |
| Container Type Appropriate for Analysis(es)? | ✓ | | |

Comments:
(A- No Back up volume.

Preservation Documented: Na2S2O3 Trizma NH4CH3CO2 (None) Other

Verifed by/Date: XA 04/14/26.
FYA 04/14/26

Onterris
931 West Barkley Ave
Orange, CA 92868
(714) 771-6900

onterris.com

Lab Job Number : 557419
Report Level : II
Report Date : 05/06/2026

**Analytical Report** *prepared for:*

Matt Breuer
Waste Connections
Chiquita Canyon Landfill
29201 Henry Mayo Drive
Castaic, CA 91384

Project: CCLF STORMWATER - Chiquita Canyon Stormwater

*Authorized for release by:*

David Tripp, Senior Project Manager
657-581-4710
david.tripp@onterris.com

This data package has been reviewed for technical correctness and completeness. Release of this data has been authorized by the Laboratory Manager or the Manager's designee, as verified by the above signature which applies to this PDF file as well as any associated electronic data deliverable files. The results contained in this report meet all requirements of NELAP and pertain only to those samples which were submitted for analysis. This report may be reproduced only in its entirety.

CA ELAP# 1338, CA ELAP #1338-S1, NELAP# 4038, SCAQMD LAP# 18LA0518, LACSD ID# 10105, ORELAP# 4197

Onterris ENTHALPY ANALYTICAL

# Sample Summary

| | | |
|---|---|---|
| Matt Breuer<br>Waste Connections<br>Chiquita Canyon Landfill<br>29201 Henry Mayo Drive<br>Castaic, CA 91384 | Lab Job #:<br>Project No:<br>Location:<br>Date Received: | 557419<br>CCLF STORMWATER<br>Chiquita Canyon Stormwater<br>04/12/26 |

| Sample ID | Lab ID | Collected | Matrix |
|---|---|---|---|
| SOUTH BASIN - WESTERN INLET | 557419-001 | 04/12/26 07:30 | Water |
| SOUTH BASIN - EASTERN INLET | 557419-002 | 04/12/26 07:40 | Water |

Onterris ENTHALPY ANALYTICAL

# Case Narrative

| | |
|---|---|
| Waste Connections<br>Chiquita Canyon Landfill<br>29201 Henry Mayo Drive<br>Castaic, CA 91384<br>Matt Breuer | Lab Job Number: 557419<br>Project No: CCLF STORMWATER<br>Location: Chiquita Canyon Stormwater<br>Date Received: 04/12/26 |

- This data package contains sample and QC results for two water samples, requested for the above referenced project on 04/12/26. The samples were received in good condition.
- EPA 1664A, EPA 200.7, EPA 200.8, EPA 245.1, EPA 300.0, EPA 350.1, EPA 420.1, EPA 625.1, EPA 8081A, EPA 8082, EPA 8270C-SIM, EPA 8270E, SM 4500-CN-E, SM 4500-S2-D, SM 5310B, SM 9221B, SM 9221F, SM2130B, SM2320B, SM2510B, SM2540C, SM2540D, SM5210B, and SM5220D analyses were performed at 931 West Barkley Ave, Orange, CA, 92868.
- EPA 8260B analysis was performed at 2532 E Cerritos Ave., Anaheim, CA, 92806.

**Volatile Organics by GC/MS (EPA 8260B):**

- SOUTH BASIN - WESTERN INLET (lab # 557419-001) and SOUTH BASIN - EASTERN INLET (lab # 557419-002) had pH greater than 2.
- No other analytical problems were encountered.

**Semivolatile Organics by GC/MS (EPA 8270E):**

No analytical problems were encountered.

**Semivolatile Organics by GC/MS (EPA 625.1):**

- High response was observed for benzoic acid in the CCV analyzed 04/13/26 13:25; this analyte was not detected at or above the RL in the associated samples, and affected data was qualified with "b".
- Low surrogate recovery was observed for phenol-d6 in SOUTH BASIN - WESTERN INLET (lab # 557419-001).
- Low surrogate recovery was observed for terphenyl-d14 in SOUTH BASIN - WESTERN INLET (lab # 557419-001).
- No other analytical problems were encountered.

**Semivolatile Organics by GC/MS SIM (EPA 8270C-SIM):**

No analytical problems were encountered.

**Pesticides (EPA 8081A):**

No analytical problems were encountered.

**Total Organic Carbon by IR (SM 5310B):**

No analytical problems were encountered.

**PCBs (EPA 8082):**

No analytical problems were encountered.

**Metals (EPA 200.7, EPA 200.8, and EPA 245.1):**

- Low recoveries were observed for boron in the MS/MSD of SOUTH BASIN - WESTERN INLET (lab # 557419-001); the LCS was within limits, and the associated RPD was within limits.
- Barium, nickel, and antimony were detected between the MDL and the RL in the method blank for batch 400642; these analytes were either not detected in samples at or above the RL, or detected at a level at least 10 times that of the blank.
- No other analytical problems were encountered.

**Ion Chromatography (EPA 300.0):**

- High recoveries were observed for a number of analytes in the MS of SOUTH BASIN - WESTERN INLET (lab # 557418-001); the LCS was within limits, and the associated RPDs were within limits.
- Responses exceeding the instrument's linear range were observed for sulfate in the MS/MSD of SOUTH BASIN - WESTERN INLET (lab # 557418-001); affected data was qualified with "E".
- No other analytical problems were encountered.

**Conductivity (SM2510B):**
No analytical problems were encountered.

**Total Oil & Grease (HEM) (EPA 1664A):**

- Matrix spikes were not performed for this analysis due to insufficient sample volume.
- No analytical problems were encountered.

**Total Phenolics (EPA 420.1):**
No analytical problems were encountered.

**Alkalinity (SM2320B):**
No analytical problems were encountered.

**Sulfide (SM 4500-S2-D):**
No analytical problems were encountered.

**Total Dissolved Solids (TDS) (SM2540C):**
No analytical problems were encountered.

**Total Suspended Solids (TSS) (SM2540D):**

- High RPD was observed for total suspended solids in the SDUP for batch 400598; the parent sample was not a project sample.
- No other analytical problems were encountered.

**Chemical Oxygen Demand (SM5220D):**
No analytical problems were encountered.

**Biochemical Oxygen Demand (SM5210B):**
No analytical problems were encountered.

**Turbidity (SM2130B):**
No analytical problems were encountered.

**Cyanide - Semi-Automated Method (SM 4500-CN-E and SM 4500-CN-E):**
No analytical problems were encountered.

**Coliform - 9221 Tests (SM 9221B and SM 9221F):**
No analytical problems were encountered.

**Ammonia and TKN- Semi-Automated Method (SM 4500-NH3-G):**

- The 2nd source standard for ammonia was expired. To meet the hold time and TAT, the standard was used for the analysis of NH3. The ICV was analyzed against the ICAL primary source. Additionally, both the LCS primary source recovery and the secondary source recovery were within acceptance criteria. Therefore, the data quality was not impacted, and the results have been reported. In addition, [557148-003] for [Ammonia] was received in the correct container with the correct preservative. However, the preservation was insufficient as defined by the method. This sample was adjusted in the lab, prior to analysis to a [pH <2] with [0.2 mL] of [H2SO4 S27044] per method and SOP. Insufficient preservation may contribute to a low bias result.
- No analytical problems were encountered.

**Organophosphorus Pesticides (EPA 8141A):**
Pace Laboratories in Bakersfield, CA performed the analysis (see sublab report section for certifications). Please see the Pace Laboratories case narrative.

**8151A Chlorinated Herbicides (EPA 8151A):**
McCampbell Analytical, Inc. in Pittsburg, CA performed the analysis (NELAP certified). Please see the McCampbell Analytical, Inc. case narrative.

**RSK-175 CO2 (RSK-175):**
McCampbell Analytical, Inc. in Pittsburg, CA performed the analysis (see sublab report section for certifications). Please see the McCampbell Analytical, Inc. case narrative.

**Dioxins & Furans (EPA 8290):**
Enthalpy - El Dorado Hills in El Dorado Hills, CA performed the analysis (see sublab report section for certifications). Please see the Enthalpy - El Dorado Hills case narrative.

# ENTHALPY ANALYTICAL

## Chain of Custody Record

Lab No: 557419

Page: 1 of 3

**Turn Around Time (rush by advanced notice only)**

| Standard: | | 5 Day: | | 3 Day: | |
|---|---|---|---|---|---|
| 2 Day: | | 1 Day: | X | Custom TAT: | |


**Enthalpy Analytical - Orange**

931 W. Barkley Avenue, Orange, CA 92868

Phone 714-771-6900


**Matrix:** A = Air S = Soil/Solid W = Water DW = Drinking Wate SD = Sediment PP = Pure Product SEA = Sea Water SW = Swab T = Tissue WP = Wipe O = Other

**Preservatives:** 1 = $Na_2S_2O_3$ 2 = HCl 3 = $HNO_3$ 4 = $H_2SO_4$ 5 = NaOH 6 = Other

**Sample Receipt Temp:** 4.0 | 5.3 | 4.4 | 3.3 / 4.4 | 5.7 | 4.8 | 3.7 IR15 TO4 (lab use only)

| CUSTOMER INFORMATION | | PROJECT INFORMATION | |
|---|---|---|---|
| Company: | Chiquita Canyon, LLC | Name: | Stormwater Outlet |
| Report To: | Matt Breuer | Number: | |
| Email: | matthew.breuer@wasteconnection | P.O. #: | |
| Address: | 29201 Henry Mayo Drive | Address: | 29201 Henry Mayo Drive |
| | Castaic, CA 91384 | | Castaic, CA 91384 |
| Phone: | 682-559-3880 | Global ID: | |
| Fax: | | Sampled By: | CH, GA, ST |

| | Sample ID | Sampling Date | Sampling Time | Matrix | Container No. / Size | Pres. | 200.7/200.8 Metals (see comments) | 245.1 Mercury | 4500-CN-E Cyanide | 8081 Pesticides / 8082 PCBs | 8141 Organophosphorous Pesticides | 8151 Herbicides | 8260 VOCs | 8260 Acrolein/Acrylonitrile | 8270C | 8290 2,3,7,8-TCDD | Test Instructions / Comments |
|---|---|---|---|---|---|---|---|---|---|---|---|---|---|---|---|---|---|
| 1 | South Basin - Western Inlet | 04/12/26 | 0730 | W | 31 | 1,2,4,6 | X | X | X | X | X | X | X | X | X | X | Temp: 16.1°C, pH 8.47 |
| 2 | South Basin - Eastern Inlet | 04/12/26 | 0740 | W | 31 | 1,2,4,6 | X | X | X | X | X | X | X | X | X | X | Temp: 15.6°C, pH 8.42 |
| 3 | | | | | | | | | | | | | | | | | |
| 4 | | | | | | | | | | | | | | | | | |
| 5 | | | | | | | | | | | | | | | | | |
| 6 | | | | | | | | | | | | | | | | | |
| 7 | | | | | | | | | | | | | | | | | |
| 8 | | | | | | | | | | | | | | | | | |
| 9 | | | | | | | | | | | | | | | | | |
| 10 | | | | | | | | | | | | | | | | | |

**Test Instructions / Comments**

**200.8 - Ag, As, B, Ba, Be, Cd, Co, Cr, Cu, Ni, Mn, Pb, Sb, Se, Sn, Tl, V, Zn**
**200.7 - Fe, Ca, K, Mg, Na**

**Additional email recipients:**
**matt.breuer@wasteconnections.com**
**stormwater@wasteconnections.com**
**tmb@swteng.com**
**aav@swteng.com**

**Direct invoices to:**
**Maribel Bolanos**
**(661) 257-3665**

Login 557419

| | Signature | Print Name | Company / Title | Date / Time |
|---|---|---|---|---|
| [1] Relinquished By: | | Caleb Hercyk | CTEH | 4/12/26 1146 |
| [1] Received By: | | JETH CO | ENTHALPY | 04/12/26 1147 |
| [2] Relinquished By: | | | | |
| [2] Received By: | | | | |
| [3] Relinquished By: | | | | |
| [3] Received By: | | | | |

# ENTHALPY ANALYTICAL

## Chain of Custody Record

Lab No: 557419

Page: 2 of 3

| Turn Around Time (rush by advanced notice only) | | | | | |
|---|---|---|---|---|---|
| Standard: | | 5 Day: | | 3 Day: | |
| 2 Day: | | 1 Day: | X | Custom TAT: | |


**Enthalpy Analytical - Orange**

931 W. Barkley Avenue, Orange, CA 92868

Phone 714-771-6900


**Matrix:** A = Air S = Soil/Solid W = Water DW = Drinking Wate SD = Sediment PP = Pure Product SEA = Sea Water SW = Swab T = Tissue WP = Wipe O = Other

**Preservatives:** 1 = $Na_2S_2O_3$ 2 = HCl 3 = $HNO_3$ 4 = $H_2SO_4$ 5 = NaOH 6 = Other

**Sample Receipt Temp:** (lab use only)

| CUSTOMER INFORMATION | | PROJECT INFORMATION | |
|---|---|---|---|
| Company: | Chiquita Canyon, LLC | Name: | Stormwater Outlet |
| Report To: | Matt Breuer | Number: | |
| Email: | matthew.breuer@wasteconnection | P.O. #: | |
| Address: | 29201 Henry Mayo Drive | Address: | 29201 Henry Mayo Drive |
| | Castaic, CA 91384 | | Castaic, CA 91384 |
| Phone: | 682-559-3880 | Global ID: | |
| Fax: | | Sampled By: | CH, GA, ST |

| | Sample ID | Sampling Date | Sampling Time | Matrix | Container No. / Size | Pres. | SM4500-S2-D Total Sulfide | 420.1 Total Phenolics | 1664A Oil and Grease | 9221B Tota Coliform | 9221F E. Coli | 300.0 Cl, Br, Fl, NO3, NO2, SO4 | 2540D TSS | 5310B TOC | 8270 SIM 1,4-Dioxane | SM2320B Alkalinity | Test Instructions / Comments |
|---|---|---|---|---|---|---|---|---|---|---|---|---|---|---|---|---|---|
| 1 | South Basin - Western Inlet | 04/12/26 | 0730 | W | 31 | 1,2,4,6 | X | X | X | X | X | X | X | X | X | X | Temp: 16.1°C, pH 8.47 |
| 2 | South Basin - Eastern Inlet | 04/12/26 | 0740 | W | 31 | 1,2,4,6 | X | X | X | X | X | X | X | X | X | X | Temp: 15.6°C, pH 8.42 |
| 3 | | | | | | | | | | | | | | | | | |
| 4 | | | | | | | | | | | | | | | | | |
| 5 | | | | | | | | | | | | | | | | | |
| 6 | | | | | | | | | | | | | | | | | |
| 7 | | | | | | | | | | | | | | | | | |
| 8 | | | | | | | | | | | | | | | | | |
| 9 | | | | | | | | | | | | | | | | | |
| 10 | | | | | | | | | | | | | | | | | |

**Additional email recipients:**
matt.breuer@wasteconnections.com
stormwater@wasteconnections.com
tmb@swteng.com
aav@swteng.com

**Direct invoices to:**
Maribel Bolanos
(661) 257-3665

| | Signature | Print Name | Company / Title | Date / Time |
|---|---|---|---|---|
| [1] Relinquished By: | | Caleb Hercyk | CTEH | 4/12/26 1145 |
| [1] Received By: | | JETH CO | ENTHALPY | 04/12/26 1147 |
| [2] Relinquished By: | | | | |
| [2] Received By: | | | | |
| [3] Relinquished By: | | | | |
| [3] Received By: | | | | |

# ENTHALPY ANALYTICAL

## Chain of Custody Record

Lab No: 557419

Page: 3 of 3

**Turn Around Time (rush by advanced notice only)**

| Standard: | | 5 Day: | | 3 Day: | |
|---|---|---|---|---|---|
| 2 Day: | | 1 Day: | X | Custom TAT: | |


**Enthalpy Analytical - Orange**

931 W. Barkley Avenue, Orange, CA 92868

Phone 714-771-6900


**Matrix:** A = Air S = Soil/Solid W = Water DW = Drinking Wate SD = Sediment PP = Pure Product SEA = Sea Water SW = Swab T = Tissue WP = Wipe O = Other

**Preservatives:** 1 = $Na_2S_2O_3$ 2 = HCl 3 = $HNO_3$ 4 = $H_2SO_4$ 5 = NaOH 6 = Other

**Sample Receipt Temp:** (lab use only)

| CUSTOMER INFORMATION | | PROJECT INFORMATION | |
|---|---|---|---|
| Company: | Chiquita Canyon, LLC | Name: | Stormwater Outlet |
| Report To: | Matt Breuer | Number: | |
| Email: | matthew.breuer@wasteconnection | P.O. #: | |
| Address: | 29201 Henry Mayo Drive | Address: | 29201 Henry Mayo Drive |
| | Castaic, CA 91384 | | Castaic, CA 91384 |
| Phone: | 682-559-3880 | Global ID: | |
| Fax: | | Sampled By: | CH, GA, ST |

| | Sample ID | Sampling Date | Sampling Time | Matrix | Container No. / Size | Pres. | SM5220D Chemical Oxygen Demand | SM2510B Specific Conductance | RSK-175 Carbon Dioxide | 2540E TDS | SM2130B Turbidity | 350.1 Ammonia | 625.1 - See Comments | 625.1 Alpha-Terpineol | SM5210B BOD | | Test Instructions / Comments |
|---|---|---|---|---|---|---|---|---|---|---|---|---|---|---|---|---|---|
| 1 | South Basin - Western Inlet | 04/12/26 | 0730 | W | 31 | 1,2,4,6 | X | X | X | X | X | X | X | X | X | | Temp: 16.1°C, pH 8.47 |
| 2 | South Basin - Eastern Inlet | 04/12/26 | 0740 | W | 31 | 1,2,4,6 | X | X | X | X | X | X | X | X | X | | Temp: 15.6°C, pH 8.42 |
| 3 | | | | | | | | | | | | | | | | | |
| 4 | | | | | | | | | | | | | | | | | |
| 5 | | | | | | | | | | | | | | | | | |
| 6 | | | | | | | | | | | | | | | | | |
| 7 | | | | | | | | | | | | | | | | | |
| 8 | | | | | | | | | | | | | | | | | |
| 9 | | | | | | | | | | | | | | | | | |
| 10 | | | | | | | | | | | | | | | | | |

**Analysis Request**

**Test Instructions / Comments**

625.1 - Benzoic Acid, Pyridine, Phenol, 2-methylphenol, 3,4-methylphenol, Cresol, Naphthalene, alpha-terpineol

Additional email recipients:
matt.breuer@wasteconnections.com
stormwater@wasteconnections.com
tmb@swteng.com
aav@swteng.com

Direct invoices to:
Maribel Bolanos
(661) 257-3665

| | Signature | Print Name | Company / Title | Date / Time |
|---|---|---|---|---|
| [1] Relinquished By: | | Caleb Hercyk | CTEH | 4/12/26 1145 |
| [1] Received By: | | JETH CO | ENTHALPY | 04/12/26 1147 |
| [2] Relinquished By: | | | | |
| [2] Received By: | | | | |
| [3] Relinquished By: | | | | |
| [3] Received By: | | | | |

# SAMPLE RECEIPT CHECKLIST

**Section 1: General Info**

Date Received: 04/12/26 WO# 557419 Client: Waste Connections

**Section 2: Shipping / Custody** **Are custody seals present?** ☐ Yes ☒ No

Custody seals intact on arrival? ■ N/A ☐ Yes ☐ No ☐ On cooler / box ☐ On samples

☐ Courier ■ Walk-In ☐ Field Sampling ☐ Shipping Info: _____

**Section 3a: Condition / Packaging** ☐ **Outside 0.0 - 6.0°C (0.0 - 10.0°C for microbiology) (PM notified)**

Date Opened 04/12/26 By (initials) JKC Type of ice used: ■ Wet ☐ Blue/Gel ☐ None

☐ Samples received on ice directly from the field; cooling process had begun. (if checked, skip temperatures)

☐ Sample matrix doesn't require cooling (e.g. air, bulk PCB). (if checked, skip temperatures)

If no cooler: Observed/Adjusted Temp (°C): _____ / _____ Thermometer/IR Gun: IR15 CF: +0.4

Cooler Temp (°C) #1: 4.0 / 4.4 #2: 5.3 / 5.7 #3: 4.4 / 4.8 #4: 3.3 / 3.7 #5: ____ / ____ #6: ____ / ____

**Section 3b: Microbiology Samples** ■ **No microbiology samples submitted (skip 3b)**

☐ Within temp range 0.0 - 10.0°C or received on ice directly from field.

☐ Adequate headspace for microbiology analysis.

**Section 3c: Air Samples** ■ **No air samples submitted (skip 3c)**

☐ 1.4L Canisters ☐ 6L Canisters ☐ Tedlar Bags ☐ MCE Cassettes ☐ Sorbent Tubes ☐ Other_____

| **Section 4: Containers / Labels / Samples** | YES | NO | N/A |
|---|---|---|---|
| 1) Were custody papers present, filled properly, and legible? | X | | |
| 2) Is the sampler's name present on the CoC? | X | | |
| 3) Were containers received in good condition (unbroken / unopened / uncompromised)? | X | | |
| 4) Were the samples bagged? (required for microbiology samples; recommended for soil samples) | X | | |
| 5) Were all of, and only, the correct samples received? | X | | |
| 6) Are sample labels present, legible, and in agreement with the CoC? | X | | |
| 7) Does the container count match the CoC? | X | | |
| 8) Was sufficient sample volume / mass received for the analyses requested? | X | | |
| 9) Were samples received in proper containers for the analyses requested? | X | | |
| 10) Were samples received with > 1/2 holding time remaining? | X | | |
| 11) Are samples properly preserved as indicated by CoC / labels? | X | | |
| 12) Unpreserved VOAs received - If necessary, was the hold time changed in LIMS? | | | X |
| 13) Are VOA vials free from headspace/bubbles > 6mm? | | X | |

**Section 5: Explanations / Comments**

(If no comments are made, then no discrepancies noted.)

Sample -001 has 1 of 3 HCl preserved VOA vials with headspace > 6mm

Sample -002 has 2 of 3 HCl preserved VOA vials with headspace > 6mm

☐ **No additional discrepancies**

**Date Logged** 04/12/26 **By (print)** Jeth Co **(sign)** [signature]

**Date Labeled** 04/12/26 **By (print)** Jeth Co **(sign)** [signature]

Onterris ENTHALPY ANALYTICAL

# Analysis Results for 557419

Matt Breuer
Waste Connections
Chiquita Canyon Landfill
29201 Henry Mayo Drive
Castaic, CA 91384

Lab Job #: 557419
Project No: CCLF STORMWATER
Location: Chiquita Canyon Stormwater
Date Received: 04/12/26

**Sample ID:** SOUTH BASIN - WESTERN INLET | **Lab ID:** 557419-001 | **Matrix:** Water | **Collected:** 04/12/26 07:30

| 557419-001 Analyte | Result | Qual | Units | RL | MDL | DF | Batch | Prepared | Analyzed | Chemist |
|---|---|---|---|---|---|---|---|---|---|---|
| Method: EPA 1664A<br>Prep Method: METHOD | | | | | | | | | | |
| Total Oil and Grease | ND | | mg/L | 5.0 | 0.98 | 1 | 400576 | 04/13/26 | 04/13/26 | JAG |
| Method: EPA 200.7<br>Prep Method: EPA 3015A | | | | | | | | | | |
| Calcium | **30** | | mg/L | 0.10 | 0.022 | 1 | 400637 | 04/13/26 | 04/13/26 | SBW |
| Iron | **4.5** | | mg/L | 0.050 | 0.027 | 1 | 400637 | 04/13/26 | 04/13/26 | SBW |
| Magnesium | **4.9** | | mg/L | 0.10 | 0.010 | 1 | 400637 | 04/13/26 | 04/13/26 | SBW |
| Potassium | **17** | | mg/L | 0.50 | 0.15 | 1 | 400637 | 04/13/26 | 04/13/26 | SBW |
| Sodium | **54** | | mg/L | 0.50 | 0.017 | 1 | 400637 | 04/13/26 | 04/13/26 | SBW |
| Method: EPA 200.8<br>Prep Method: EPA 3015A | | | | | | | | | | |
| Antimony | **0.82** | J | ug/L | 2.0 | 0.058 | 1 | 400642 | 04/13/26 | 04/13/26 | DXC |
| Arsenic | **8.3** | | ug/L | 2.0 | 0.059 | 1 | 400642 | 04/13/26 | 04/13/26 | DXC |
| Barium | **46** | | ug/L | 5.0 | 0.069 | 1 | 400642 | 04/13/26 | 04/13/26 | DXC |
| Beryllium | **0.15** | J | ug/L | 1.0 | 0.044 | 1 | 400642 | 04/13/26 | 04/13/26 | DXC |
| Boron | **180** | | ug/L | 100 | 57 | 10 | 400642 | 04/13/26 | 04/13/26 | DXC |
| Cadmium | ND | | ug/L | 1.0 | 0.079 | 1 | 400642 | 04/13/26 | 04/13/26 | DXC |
| Chromium | **9.5** | | ug/L | 5.0 | 0.14 | 1 | 400642 | 04/13/26 | 04/13/26 | DXC |
| Cobalt | **2.6** | | ug/L | 1.0 | 0.033 | 1 | 400642 | 04/13/26 | 04/13/26 | DXC |
| Copper | **18** | | ug/L | 3.0 | 1.4 | 1 | 400642 | 04/13/26 | 04/13/26 | DXC |
| Lead | **3.2** | J | ug/L | 5.0 | 0.31 | 1 | 400642 | 04/13/26 | 04/13/26 | DXC |
| Manganese | **68** | | ug/L | 10 | 0.62 | 1 | 400642 | 04/13/26 | 04/13/26 | DXC |
| Nickel | **6.5** | | ug/L | 5.0 | 0.13 | 1 | 400642 | 04/13/26 | 04/13/26 | DXC |
| Selenium | **1.2** | J | ug/L | 2.0 | 0.60 | 1 | 400642 | 04/13/26 | 04/13/26 | DXC |
| Silver | ND | | ug/L | 5.0 | 0.087 | 1 | 400642 | 04/13/26 | 04/13/26 | DXC |
| Thallium | **0.17** | J | ug/L | 1.0 | 0.031 | 1 | 400642 | 04/13/26 | 04/13/26 | DXC |
| Tin | ND | | ug/L | 5.0 | 0.59 | 1 | 400642 | 04/13/26 | 04/13/26 | DXC |
| Vanadium | **21** | | ug/L | 5.0 | 0.25 | 1 | 400642 | 04/13/26 | 04/13/26 | DXC |
| Zinc | **38** | | ug/L | 10 | 2.1 | 1 | 400642 | 04/13/26 | 04/13/26 | DXC |
| Method: EPA 245.1<br>Prep Method: EPA 245.1 | | | | | | | | | | |
| Mercury | ND | | ug/L | 0.40 | 0.063 | 1 | 400622 | 04/13/26 | 04/13/26 | MLL |
| Method: EPA 300.0<br>Prep Method: METHOD | | | | | | | | | | |
| Fluoride | **0.98** | | mg/L | 0.20 | 0.062 | 1 | 400590 | 04/12/26 13:05 | 04/12/26 16:02 | KUM |
| Chloride | **19** | | mg/L | 1.0 | 0.27 | 1 | 400590 | 04/12/26 13:05 | 04/12/26 16:02 | KUM |
| Nitrogen, Nitrite | **0.07** | J | mg/L | 0.10 | 0.01 | 1 | 400590 | 04/12/26 13:05 | 04/12/26 16:02 | KUM |



Results for any subcontracted analyses are not included in this section.

# Analysis Results for 557419

| 557419-001 Analyte | Result | Qual | Units | RL | MDL | DF | Batch | Prepared | Analyzed | Chemist |
|---|---|---|---|---|---|---|---|---|---|---|
| Bromide | **0.13** | J | mg/L | 0.30 | 0.049 | 1 | 400590 | 04/12/26 13:05 | 04/12/26 16:02 | KUM |
| Nitrogen, Nitrate | **0.72** | | mg/L | 0.10 | 0.05 | 1 | 400590 | 04/12/26 13:05 | 04/12/26 16:02 | KUM |
| Sulfate | **55** | | mg/L | 1.0 | 0.26 | 1 | 400590 | 04/12/26 13:05 | 04/12/26 16:02 | KUM |
| Method: EPA 350.1<br>Prep Method: METHOD | | | | | | | | | | |
| Ammonia-N | **0.24** | | mg/L | 0.10 | 0.068 | 1 | 400624 | 04/13/26 | 04/13/26 | JAK |
| Method: EPA 420.1<br>Prep Method: METHOD | | | | | | | | | | |
| Total Phenolics | **0.086** | | mg/L | 0.010 | 0.0056 | 1 | 400663 | 04/13/26 | 04/13/26 | LVL |
| Method: EPA 625.1<br>Prep Method: EPA 3510C | | | | | | | | | | |
| Benzoic acid | **20** | J,b | ug/L | 50 | 11 | 1 | 400571 | 04/13/26 | 04/13/26 | ZFA |
| 2-Methylphenol | ND | | ug/L | 10 | 3.2 | 1 | 400571 | 04/13/26 | 04/13/26 | ZFA |
| Pyridine | ND | | ug/L | 10 | 2.8 | 1 | 400571 | 04/13/26 | 04/13/26 | ZFA |
| Phenol | ND | | ug/L | 10 | 2.1 | 1 | 400571 | 04/13/26 | 04/13/26 | ZFA |
| Naphthalene | ND | | ug/L | 10 | 3.6 | 1 | 400571 | 04/13/26 | 04/13/26 | ZFA |
| 3-,4-Methylphenol | ND | | ug/L | 10 | 3.0 | 1 | 400571 | 04/13/26 | 04/13/26 | ZFA |
| Cresol | ND | | ug/L | 10 | | 1 | 400571 | 04/13/26 | 04/13/26 | ZFA |
| a-Terpineol | ND | | ug/L | 10 | 2.1 | 1 | 400571 | 04/13/26 | 04/13/26 | MSS |
| **Surrogates** | | | | **Limits** | | | | | | |
| 2-Fluorophenol | 39% | | %REC | 36-95 | | 1 | 400571 | 04/13/26 | 04/13/26 | ZFA |
| Phenol-d6 | 27% | * | %REC | 28-82 | | 1 | 400571 | 04/13/26 | 04/13/26 | ZFA |
| 2,4,6-Tribromophenol | 75% | | %REC | 61-140 | | 1 | 400571 | 04/13/26 | 04/13/26 | ZFA |
| Nitrobenzene-d5 | 57% | | %REC | 48-123 | | 1 | 400571 | 04/13/26 | 04/13/26 | ZFA |
| 2-Fluorobiphenyl | 59% | | %REC | 51-105 | | 1 | 400571 | 04/13/26 | 04/13/26 | ZFA |
| Terphenyl-d14 | 64% | * | %REC | 65-117 | | 1 | 400571 | 04/13/26 | 04/13/26 | ZFA |
| Method: EPA 8081A<br>Prep Method: EPA 3510C | | | | | | | | | | |
| alpha-BHC | ND | | ug/L | 0.05 | 0.01 | 0.96 | 400599 | 04/12/26 | 04/12/26 | XLY |
| beta-BHC | ND | | ug/L | 0.05 | 0.01 | 0.96 | 400599 | 04/12/26 | 04/12/26 | XLY |
| gamma-BHC | ND | | ug/L | 0.05 | 0.009 | 0.96 | 400599 | 04/12/26 | 04/12/26 | XLY |
| delta-BHC | ND | | ug/L | 0.05 | 0.008 | 0.96 | 400599 | 04/12/26 | 04/12/26 | XLY |
| Heptachlor | ND | | ug/L | 0.05 | 0.01 | 0.96 | 400599 | 04/12/26 | 04/12/26 | XLY |
| Aldrin | ND | | ug/L | 0.05 | 0.02 | 0.96 | 400599 | 04/12/26 | 04/12/26 | XLY |
| Heptachlor epoxide | ND | | ug/L | 0.05 | 0.01 | 0.96 | 400599 | 04/12/26 | 04/12/26 | XLY |
| Endosulfan I | ND | | ug/L | 0.05 | 0.01 | 0.96 | 400599 | 04/12/26 | 04/12/26 | XLY |
| Dieldrin | ND | | ug/L | 0.1 | 0.01 | 0.96 | 400599 | 04/12/26 | 04/12/26 | XLY |
| 4,4'-DDE | ND | | ug/L | 0.1 | 0.03 | 0.96 | 400599 | 04/12/26 | 04/12/26 | XLY |
| Endrin | ND | | ug/L | 0.1 | 0.01 | 0.96 | 400599 | 04/12/26 | 04/12/26 | XLY |
| Endosulfan II | ND | | ug/L | 0.1 | 0.01 | 0.96 | 400599 | 04/12/26 | 04/12/26 | XLY |
| Endosulfan sulfate | ND | | ug/L | 0.1 | 0.02 | 0.96 | 400599 | 04/12/26 | 04/12/26 | XLY |
| 4,4'-DDD | ND | | ug/L | 0.1 | 0.03 | 0.96 | 400599 | 04/12/26 | 04/12/26 | XLY |
| Endrin aldehyde | ND | | ug/L | 0.1 | 0.03 | 0.96 | 400599 | 04/12/26 | 04/12/26 | XLY |
| Endrin ketone | ND | | ug/L | 0.1 | 0.02 | 0.96 | 400599 | 04/12/26 | 04/12/26 | XLY |
| 4,4'-DDT | ND | | ug/L | 0.1 | 0.07 | 0.96 | 400599 | 04/12/26 | 04/12/26 | XLY |
| Methoxychlor | ND | | ug/L | 0.1 | 0.04 | 0.96 | 400599 | 04/12/26 | 04/12/26 | XLY |
| Toxaphene | ND | | ug/L | 1.9 | 0.6 | 0.96 | 400599 | 04/12/26 | 04/12/26 | XLY |
| Chlordane (Technical) | ND | | ug/L | 1.0 | 0.3 | 0.96 | 400599 | 04/12/26 | 04/12/26 | XLY |
| **Surrogates** | | | | **Limits** | | | | | | |



Results for any subcontracted analyses are not included in this section.

# Analysis Results for 557419

| 557419-001 Analyte | Result | Qual | Units | RL | MDL | DF | Batch | Prepared | Analyzed | Chemist |
|---|---|---|---|---|---|---|---|---|---|---|
| TCMX | 90% | | %REC | 29-120 | | 0.96 | 400599 | 04/12/26 | 04/12/26 | XLY |
| Decachlorobiphenyl | 123% | | %REC | 33-132 | | 0.96 | 400599 | 04/12/26 | 04/12/26 | XLY |
| Method: EPA 8082<br>Prep Method: EPA 3510C | | | | | | | | | | |
| Aroclor-1016 | ND | | ug/L | 0.48 | 0.23 | 0.96 | 400599 | 04/12/26 | 04/12/26 | XLY |
| Aroclor-1221 | ND | | ug/L | 0.48 | 0.42 | 0.96 | 400599 | 04/12/26 | 04/12/26 | XLY |
| Aroclor-1232 | ND | | ug/L | 0.48 | 0.24 | 0.96 | 400599 | 04/12/26 | 04/12/26 | XLY |
| Aroclor-1242 | ND | | ug/L | 0.48 | 0.31 | 0.96 | 400599 | 04/12/26 | 04/12/26 | XLY |
| Aroclor-1248 | ND | | ug/L | 0.48 | 0.21 | 0.96 | 400599 | 04/12/26 | 04/12/26 | XLY |
| Aroclor-1254 | ND | | ug/L | 0.48 | 0.30 | 0.96 | 400599 | 04/12/26 | 04/12/26 | XLY |
| Aroclor-1260 | ND | | ug/L | 0.48 | 0.28 | 0.96 | 400599 | 04/12/26 | 04/12/26 | XLY |
| Aroclor-1262 | ND | | ug/L | 0.48 | 0.26 | 0.96 | 400599 | 04/12/26 | 04/12/26 | XLY |
| Aroclor-1268 | ND | | ug/L | 0.48 | 0.27 | 0.96 | 400599 | 04/12/26 | 04/12/26 | XLY |
| **Surrogates** | | | | **Limits** | | | | | | |
| Decachlorobiphenyl (PCB) | 102% | | %REC | 28-138 | | 0.96 | 400599 | 04/12/26 | 04/12/26 | XLY |
| Method: EPA 8260B<br>Prep Method: EPA 5030B | | | | | | | | | | |
| Carbon Disulfide | ND | | ug/L | 5.0 | 0.3 | 1 | 400639 | 04/13/26 | 04/13/26 | ZXL |
| Chloroprene | ND | | ug/L | 200 | 0.3 | 1 | 400639 | 04/13/26 | 04/13/26 | ZXL |
| 3-Chloropropene | ND | | ug/L | 5.0 | 0.2 | 1 | 400639 | 04/13/26 | 04/13/26 | ZXL |
| Ethyl methacrylate | ND | | ug/L | 50 | 2.4 | 1 | 400639 | 04/13/26 | 04/13/26 | ZXL |
| Ethanol | ND | | ug/L | 500 | 130 | 1 | 400639 | 04/13/26 | 04/13/26 | ZXL |
| 2-Hexanone | ND | | ug/L | 5.0 | 0.6 | 1 | 400639 | 04/13/26 | 04/13/26 | ZXL |
| Isopropanol (IPA) | ND | | ug/L | 200 | 40 | 1 | 400639 | 04/13/26 | 04/13/26 | ZXL |
| Methyl acrylonitrile | ND | | ug/L | 35 | 1.3 | 1 | 400639 | 04/13/26 | 04/13/26 | ZXL |
| Vinyl Acetate | ND | | ug/L | 50 | 2.4 | 1 | 400639 | 04/13/26 | 04/13/26 | ZXL |
| Acrolein | ND | | ug/L | 200 | 2.0 | 1 | 400639 | 04/13/26 | 04/13/26 | ZXL |
| Acrylonitrile | ND | | ug/L | 10 | 0.3 | 1 | 400639 | 04/13/26 | 04/13/26 | ZXL |
| Freon 12 | ND | | ug/L | 5.0 | 0.2 | 1 | 400639 | 04/13/26 | 04/13/26 | ZXL |
| Chloromethane | ND | | ug/L | 5.0 | 0.1 | 1 | 400639 | 04/13/26 | 04/13/26 | ZXL |
| Vinyl Chloride | ND | | ug/L | 5.0 | 0.1 | 1 | 400639 | 04/13/26 | 04/13/26 | ZXL |
| Bromomethane | ND | | ug/L | 5.0 | 0.3 | 1 | 400639 | 04/13/26 | 04/13/26 | ZXL |
| Chloroethane | ND | | ug/L | 5.0 | 0.05 | 1 | 400639 | 04/13/26 | 04/13/26 | ZXL |
| Trichlorofluoromethane | ND | | ug/L | 5.0 | 0.08 | 1 | 400639 | 04/13/26 | 04/13/26 | ZXL |
| Iodomethane | ND | | ug/L | 5.0 | | 1 | 400639 | 04/13/26 | 04/13/26 | ZXL |
| Acetone | ND | | ug/L | 100 | 8.8 | 1 | 400639 | 04/13/26 | 04/13/26 | ZXL |
| Freon 113 | ND | | ug/L | 5.0 | 0.1 | 1 | 400639 | 04/13/26 | 04/13/26 | ZXL |
| 1,1-Dichloroethene | ND | | ug/L | 5.0 | 0.1 | 1 | 400639 | 04/13/26 | 04/13/26 | ZXL |
| Methylene Chloride | ND | | ug/L | 10 | 0.2 | 1 | 400639 | 04/13/26 | 04/13/26 | ZXL |
| MTBE | ND | | ug/L | 5.0 | 0.1 | 1 | 400639 | 04/13/26 | 04/13/26 | ZXL |
| trans-1,2-Dichloroethene | ND | | ug/L | 5.0 | 0.1 | 1 | 400639 | 04/13/26 | 04/13/26 | ZXL |
| 1,1-Dichloroethane | ND | | ug/L | 5.0 | 0.07 | 1 | 400639 | 04/13/26 | 04/13/26 | ZXL |
| 2-Butanone | ND | | ug/L | 10 | 0.9 | 1 | 400639 | 04/13/26 | 04/13/26 | ZXL |
| cis-1,2-Dichloroethene | ND | | ug/L | 5.0 | 0.09 | 1 | 400639 | 04/13/26 | 04/13/26 | ZXL |
| 2,2-Dichloropropane | ND | | ug/L | 5.0 | 0.09 | 1 | 400639 | 04/13/26 | 04/13/26 | ZXL |
| Chloroform | ND | | ug/L | 5.0 | 0.07 | 1 | 400639 | 04/13/26 | 04/13/26 | ZXL |
| Bromochloromethane | ND | | ug/L | 5.0 | 0.1 | 1 | 400639 | 04/13/26 | 04/13/26 | ZXL |
| 1,1,1-Trichloroethane | ND | | ug/L | 5.0 | 0.03 | 1 | 400639 | 04/13/26 | 04/13/26 | ZXL |
| 1,1-Dichloropropene | ND | | ug/L | 5.0 | 0.08 | 1 | 400639 | 04/13/26 | 04/13/26 | ZXL |
| Carbon Tetrachloride | ND | | ug/L | 5.0 | 0.07 | 1 | 400639 | 04/13/26 | 04/13/26 | ZXL |
| 1,2-Dichloroethane | ND | | ug/L | 5.0 | 0.09 | 1 | 400639 | 04/13/26 | 04/13/26 | ZXL |



Results for any subcontracted analyses are not included in this section.

# Analysis Results for 557419

| 557419-001 Analyte | Result | Qual | Units | RL | MDL | DF | Batch | Prepared | Analyzed | Chemist |
|---|---|---|---|---|---|---|---|---|---|---|
| Benzene | ND | | ug/L | 1.0 | 0.07 | 1 | 400639 | 04/13/26 | 04/13/26 | ZXL |
| Trichloroethene | ND | | ug/L | 5.0 | 0.05 | 1 | 400639 | 04/13/26 | 04/13/26 | ZXL |
| 1,2-Dichloropropane | ND | | ug/L | 5.0 | 0.07 | 1 | 400639 | 04/13/26 | 04/13/26 | ZXL |
| Bromodichloromethane | ND | | ug/L | 5.0 | 0.05 | 1 | 400639 | 04/13/26 | 04/13/26 | ZXL |
| Dibromomethane | ND | | ug/L | 5.0 | 0.1 | 1 | 400639 | 04/13/26 | 04/13/26 | ZXL |
| 4-Methyl-2-Pentanone | ND | | ug/L | 5.0 | 0.5 | 1 | 400639 | 04/13/26 | 04/13/26 | ZXL |
| cis-1,3-Dichloropropene | ND | | ug/L | 5.0 | 0.08 | 1 | 400639 | 04/13/26 | 04/13/26 | ZXL |
| Toluene | ND | | ug/L | 5.0 | 0.05 | 1 | 400639 | 04/13/26 | 04/13/26 | ZXL |
| trans-1,3-Dichloropropene | ND | | ug/L | 5.0 | 0.03 | 1 | 400639 | 04/13/26 | 04/13/26 | ZXL |
| 1,1,2-Trichloroethane | ND | | ug/L | 5.0 | 0.06 | 1 | 400639 | 04/13/26 | 04/13/26 | ZXL |
| 1,3-Dichloropropane | ND | | ug/L | 5.0 | 0.1 | 1 | 400639 | 04/13/26 | 04/13/26 | ZXL |
| Tetrachloroethene | ND | | ug/L | 5.0 | 0.09 | 1 | 400639 | 04/13/26 | 04/13/26 | ZXL |
| Dibromochloromethane | ND | | ug/L | 5.0 | 0.07 | 1 | 400639 | 04/13/26 | 04/13/26 | ZXL |
| 1,2-Dibromoethane | ND | | ug/L | 5.0 | 0.07 | 1 | 400639 | 04/13/26 | 04/13/26 | ZXL |
| Chlorobenzene | ND | | ug/L | 5.0 | 0.05 | 1 | 400639 | 04/13/26 | 04/13/26 | ZXL |
| 1,1,1,2-Tetrachloroethane | ND | | ug/L | 5.0 | 0.06 | 1 | 400639 | 04/13/26 | 04/13/26 | ZXL |
| Ethylbenzene | ND | | ug/L | 5.0 | 0.04 | 1 | 400639 | 04/13/26 | 04/13/26 | ZXL |
| m,p-Xylenes | ND | | ug/L | 5.0 | 0.1 | 1 | 400639 | 04/13/26 | 04/13/26 | ZXL |
| o-Xylene | ND | | ug/L | 5.0 | 0.06 | 1 | 400639 | 04/13/26 | 04/13/26 | ZXL |
| Styrene | ND | | ug/L | 5.0 | 0.06 | 1 | 400639 | 04/13/26 | 04/13/26 | ZXL |
| Bromoform | ND | | ug/L | 5.0 | 0.08 | 1 | 400639 | 04/13/26 | 04/13/26 | ZXL |
| Isopropylbenzene | ND | | ug/L | 5.0 | 0.06 | 1 | 400639 | 04/13/26 | 04/13/26 | ZXL |
| 1,1,2,2-Tetrachloroethane | ND | | ug/L | 5.0 | 0.06 | 1 | 400639 | 04/13/26 | 04/13/26 | ZXL |
| 1,2,3-Trichloropropane | ND | | ug/L | 5.0 | 0.09 | 1 | 400639 | 04/13/26 | 04/13/26 | ZXL |
| Propylbenzene | ND | | ug/L | 5.0 | 0.05 | 1 | 400639 | 04/13/26 | 04/13/26 | ZXL |
| Bromobenzene | ND | | ug/L | 5.0 | 0.06 | 1 | 400639 | 04/13/26 | 04/13/26 | ZXL |
| 1,3,5-Trimethylbenzene | ND | | ug/L | 5.0 | 0.08 | 1 | 400639 | 04/13/26 | 04/13/26 | ZXL |
| 2-Chlorotoluene | ND | | ug/L | 5.0 | 0.07 | 1 | 400639 | 04/13/26 | 04/13/26 | ZXL |
| 4-Chlorotoluene | ND | | ug/L | 5.0 | 0.08 | 1 | 400639 | 04/13/26 | 04/13/26 | ZXL |
| tert-Butylbenzene | ND | | ug/L | 5.0 | 0.07 | 1 | 400639 | 04/13/26 | 04/13/26 | ZXL |
| 1,2,4-Trimethylbenzene | ND | | ug/L | 5.0 | 0.07 | 1 | 400639 | 04/13/26 | 04/13/26 | ZXL |
| sec-Butylbenzene | ND | | ug/L | 5.0 | 0.06 | 1 | 400639 | 04/13/26 | 04/13/26 | ZXL |
| para-Isopropyl Toluene | ND | | ug/L | 5.0 | 0.05 | 1 | 400639 | 04/13/26 | 04/13/26 | ZXL |
| 1,3-Dichlorobenzene | ND | | ug/L | 5.0 | 0.06 | 1 | 400639 | 04/13/26 | 04/13/26 | ZXL |
| 1,4-Dichlorobenzene | ND | | ug/L | 5.0 | 0.07 | 1 | 400639 | 04/13/26 | 04/13/26 | ZXL |
| n-Butylbenzene | ND | | ug/L | 5.0 | 0.08 | 1 | 400639 | 04/13/26 | 04/13/26 | ZXL |
| 1,2-Dichlorobenzene | ND | | ug/L | 5.0 | 0.04 | 1 | 400639 | 04/13/26 | 04/13/26 | ZXL |
| 1,2-Dibromo-3-Chloropropane | ND | | ug/L | 5.0 | 0.3 | 1 | 400639 | 04/13/26 | 04/13/26 | ZXL |
| 1,2,4-Trichlorobenzene | ND | | ug/L | 5.0 | 0.1 | 1 | 400639 | 04/13/26 | 04/13/26 | ZXL |
| Hexachlorobutadiene | ND | | ug/L | 5.0 | 0.06 | 1 | 400639 | 04/13/26 | 04/13/26 | ZXL |
| 1,2,3-Trichlorobenzene | ND | | ug/L | 5.0 | 0.09 | 1 | 400639 | 04/13/26 | 04/13/26 | ZXL |
| cis-1,4-Dichloro-2-butene | ND | | ug/L | 5.0 | 0.3 | 1 | 400639 | 04/13/26 | 04/13/26 | ZXL |
| trans-1,4-Dichloro-2-butene | ND | | ug/L | 5.0 | 0.2 | 1 | 400639 | 04/13/26 | 04/13/26 | ZXL |
| Xylene (total) | ND | | ug/L | 5.0 | | 1 | 400639 | 04/13/26 | 04/13/26 | ZXL |
| **Surrogates** | | | | **Limits** | | | | | | |
| Dibromofluoromethane | 104% | | %REC | 70-130 | | 1 | 400639 | 04/13/26 | 04/13/26 | ZXL |
| 1,2-Dichloroethane-d4 | 100% | | %REC | 70-130 | | 1 | 400639 | 04/13/26 | 04/13/26 | ZXL |
| Toluene-d8 | 96% | | %REC | 70-130 | | 1 | 400639 | 04/13/26 | 04/13/26 | ZXL |
| Bromofluorobenzene | 101% | | %REC | 70-130 | | 1 | 400639 | 04/13/26 | 04/13/26 | ZXL |
| Method: EPA 8270C-SIM<br>Prep Method: EPA 3535 | | | | | | | | | | |
| 1,4-Dioxane | ND | | ug/L | 1.0 | 0.87 | 1 | 400641 | 04/13/26 | 04/13/26 | MSS |

Results for any subcontracted analyses are not included in this section.

# Analysis Results for 557419

| 557419-001 Analyte | Result | Qual | Units | RL | MDL | DF | Batch | Prepared | Analyzed | Chemist |
|---|---|---|---|---|---|---|---|---|---|---|
| **Surrogates** | | | | **Limits** | | | | | | |
| 1,4-Dioxane-d8 (SUR) | 98% | | %REC | 80-120 | | 1 | 400641 | 04/13/26 | 04/13/26 | MSS |
| Method: EPA 8270E<br>Prep Method: EPA 3510C | | | | | | | | | | |
| Carbazole | ND | | ug/L | 10 | 2.8 | 1 | 400571 | 04/13/26 | 04/13/26 | ZFA |
| N-Nitrosodimethylamine | ND | | ug/L | 10 | 2.9 | 1 | 400571 | 04/13/26 | 04/13/26 | ZFA |
| Aniline | ND | | ug/L | 10 | 2.8 | 1 | 400571 | 04/13/26 | 04/13/26 | ZFA |
| bis(2-Chloroethyl)ether | ND | | ug/L | 25 | 3.7 | 1 | 400571 | 04/13/26 | 04/13/26 | ZFA |
| 2-Chlorophenol | ND | | ug/L | 10 | 3.6 | 1 | 400571 | 04/13/26 | 04/13/26 | ZFA |
| 1,3-Dichlorobenzene | ND | | ug/L | 10 | 3.3 | 1 | 400571 | 04/13/26 | 04/13/26 | ZFA |
| 1,4-Dichlorobenzene | ND | | ug/L | 10 | 3.4 | 1 | 400571 | 04/13/26 | 04/13/26 | ZFA |
| Benzyl alcohol | ND | | ug/L | 25 | 5.8 | 1 | 400571 | 04/13/26 | 04/13/26 | ZFA |
| 1,2-Dichlorobenzene | ND | | ug/L | 10 | 3.3 | 1 | 400571 | 04/13/26 | 04/13/26 | ZFA |
| bis(2-Chloroisopropyl) ether | ND | | ug/L | 10 | 3.8 | 1 | 400571 | 04/13/26 | 04/13/26 | ZFA |
| N-Nitroso-di-n-propylamine | ND | | ug/L | 10 | 3.9 | 1 | 400571 | 04/13/26 | 04/13/26 | ZFA |
| Hexachloroethane | ND | | ug/L | 10 | 3.0 | 1 | 400571 | 04/13/26 | 04/13/26 | ZFA |
| Nitrobenzene | ND | | ug/L | 25 | 8.4 | 1 | 400571 | 04/13/26 | 04/13/26 | ZFA |
| Isophorone | ND | | ug/L | 10 | 3.7 | 1 | 400571 | 04/13/26 | 04/13/26 | ZFA |
| 2-Nitrophenol | ND | | ug/L | 10 | 5.4 | 1 | 400571 | 04/13/26 | 04/13/26 | ZFA |
| 2,4-Dimethylphenol | ND | | ug/L | 10 | 3.2 | 1 | 400571 | 04/13/26 | 04/13/26 | ZFA |
| bis(2-Chloroethoxy)methane | ND | | ug/L | 10 | 3.7 | 1 | 400571 | 04/13/26 | 04/13/26 | ZFA |
| 2,4-Dichlorophenol | ND | | ug/L | 10 | 3.7 | 1 | 400571 | 04/13/26 | 04/13/26 | ZFA |
| 1,2,4-Trichlorobenzene | ND | | ug/L | 10 | 3.4 | 1 | 400571 | 04/13/26 | 04/13/26 | ZFA |
| 4-Chloroaniline | ND | | ug/L | 10 | 3.1 | 1 | 400571 | 04/13/26 | 04/13/26 | ZFA |
| Hexachlorobutadiene | ND | | ug/L | 10 | 2.2 | 1 | 400571 | 04/13/26 | 04/13/26 | ZFA |
| 4-Chloro-3-methylphenol | ND | | ug/L | 10 | 3.6 | 1 | 400571 | 04/13/26 | 04/13/26 | ZFA |
| 2-Methylnaphthalene | ND | | ug/L | 10 | 3.4 | 1 | 400571 | 04/13/26 | 04/13/26 | ZFA |
| Hexachlorocyclopentadiene | ND | | ug/L | 25 | 7.8 | 1 | 400571 | 04/13/26 | 04/13/26 | ZFA |
| 2,4,6-Trichlorophenol | ND | | ug/L | 10 | 4.1 | 1 | 400571 | 04/13/26 | 04/13/26 | ZFA |
| 2,4,5-Trichlorophenol | ND | | ug/L | 10 | 3.7 | 1 | 400571 | 04/13/26 | 04/13/26 | ZFA |
| 2-Chloronaphthalene | ND | | ug/L | 10 | 3.4 | 1 | 400571 | 04/13/26 | 04/13/26 | ZFA |
| 2-Nitroaniline | ND | | ug/L | 50 | 4.3 | 1 | 400571 | 04/13/26 | 04/13/26 | ZFA |
| Dimethylphthalate | ND | | ug/L | 10 | 3.4 | 1 | 400571 | 04/13/26 | 04/13/26 | ZFA |
| Acenaphthylene | ND | | ug/L | 10 | 3.9 | 1 | 400571 | 04/13/26 | 04/13/26 | ZFA |
| 2,6-Dinitrotoluene | ND | | ug/L | 10 | 4.4 | 1 | 400571 | 04/13/26 | 04/13/26 | ZFA |
| 3-Nitroaniline | ND | | ug/L | 10 | 4.0 | 1 | 400571 | 04/13/26 | 04/13/26 | ZFA |
| Acenaphthene | ND | | ug/L | 10 | 3.2 | 1 | 400571 | 04/13/26 | 04/13/26 | ZFA |
| 2,4-Dinitrophenol | ND | | ug/L | 50 | 15 | 1 | 400571 | 04/13/26 | 04/13/26 | ZFA |
| 4-Nitrophenol | ND | | ug/L | 50 | 8.5 | 1 | 400571 | 04/13/26 | 04/13/26 | ZFA |
| Dibenzofuran | ND | | ug/L | 10 | 3.2 | 1 | 400571 | 04/13/26 | 04/13/26 | ZFA |
| 2,4-Dinitrotoluene | ND | | ug/L | 10 | 4.3 | 1 | 400571 | 04/13/26 | 04/13/26 | ZFA |
| Diethylphthalate | ND | | ug/L | 10 | 2.9 | 1 | 400571 | 04/13/26 | 04/13/26 | ZFA |
| Fluorene | ND | | ug/L | 10 | 3.1 | 1 | 400571 | 04/13/26 | 04/13/26 | ZFA |
| 4-Chlorophenyl-phenylether | ND | | ug/L | 10 | 3.1 | 1 | 400571 | 04/13/26 | 04/13/26 | ZFA |
| 4-Nitroaniline | ND | | ug/L | 10 | 3.3 | 1 | 400571 | 04/13/26 | 04/13/26 | ZFA |
| 4,6-Dinitro-2-methylphenol | ND | | ug/L | 50 | 17 | 1 | 400571 | 04/13/26 | 04/13/26 | ZFA |
| N-Nitrosodiphenylamine | ND | | ug/L | 10 | 4.0 | 1 | 400571 | 04/13/26 | 04/13/26 | ZFA |
| 1,2-diphenylhydrazine (as azobenzene) | ND | | ug/L | 10 | 2.9 | 1 | 400571 | 04/13/26 | 04/13/26 | ZFA |
| 4-Bromophenyl-phenylether | ND | | ug/L | 10 | 3.3 | 1 | 400571 | 04/13/26 | 04/13/26 | ZFA |
| Hexachlorobenzene | ND | | ug/L | 10 | 3.0 | 1 | 400571 | 04/13/26 | 04/13/26 | ZFA |



Results for any subcontracted analyses are not included in this section.

# Analysis Results for 557419

| 557419-001 Analyte | Result | Qual | Units | RL | MDL | DF | Batch | Prepared | Analyzed | Chemist |
|---|---|---|---|---|---|---|---|---|---|---|
| Pentachlorophenol | ND | | ug/L | 25 | 5.7 | 1 | 400571 | 04/13/26 | 04/13/26 | ZFA |
| Phenanthrene | ND | | ug/L | 10 | 2.9 | 1 | 400571 | 04/13/26 | 04/13/26 | ZFA |
| Anthracene | ND | | ug/L | 10 | 2.8 | 1 | 400571 | 04/13/26 | 04/13/26 | ZFA |
| Di-n-butylphthalate | ND | | ug/L | 10 | 3.0 | 1 | 400571 | 04/13/26 | 04/13/26 | ZFA |
| Fluoranthene | ND | | ug/L | 10 | 2.8 | 1 | 400571 | 04/13/26 | 04/13/26 | ZFA |
| Benzidine | ND | | ug/L | 50 | 19 | 1 | 400571 | 04/13/26 | 04/13/26 | ZFA |
| Pyrene | ND | | ug/L | 10 | 2.7 | 1 | 400571 | 04/13/26 | 04/13/26 | ZFA |
| Butylbenzylphthalate | ND | | ug/L | 10 | 3.6 | 1 | 400571 | 04/13/26 | 04/13/26 | ZFA |
| 3,3'-Dichlorobenzidine | ND | | ug/L | 25 | 5.2 | 1 | 400571 | 04/13/26 | 04/13/26 | ZFA |
| Benzo(a)anthracene | ND | | ug/L | 10 | 2.4 | 1 | 400571 | 04/13/26 | 04/13/26 | ZFA |
| Chrysene | ND | | ug/L | 10 | 2.5 | 1 | 400571 | 04/13/26 | 04/13/26 | ZFA |
| bis(2-Ethylhexyl)phthalate | ND | | ug/L | 10 | 3.3 | 1 | 400571 | 04/13/26 | 04/13/26 | ZFA |
| Di-n-octylphthalate | ND | | ug/L | 10 | 4.7 | 1 | 400571 | 04/13/26 | 04/13/26 | ZFA |
| Benzo(b)fluoranthene | ND | | ug/L | 10 | 3.0 | 1 | 400571 | 04/13/26 | 04/13/26 | ZFA |
| Benzo(k)fluoranthene | ND | | ug/L | 10 | 3.1 | 1 | 400571 | 04/13/26 | 04/13/26 | ZFA |
| Benzo(a)pyrene | ND | | ug/L | 10 | 3.1 | 1 | 400571 | 04/13/26 | 04/13/26 | ZFA |
| Indeno(1,2,3-cd)pyrene | ND | | ug/L | 10 | 4.2 | 1 | 400571 | 04/13/26 | 04/13/26 | ZFA |
| Dibenz(a,h)anthracene | ND | | ug/L | 10 | 4.2 | 1 | 400571 | 04/13/26 | 04/13/26 | ZFA |
| Benzo(g,h,i)perylene | ND | | ug/L | 10 | 4.1 | 1 | 400571 | 04/13/26 | 04/13/26 | ZFA |
| **Surrogates** | | | | **Limits** | | | | | | |
| 2-Fluorophenol | 39% | | %REC | 15-120 | | 1 | 400571 | 04/13/26 | 04/13/26 | ZFA |
| Phenol-d6 | 27% | | %REC | 15-120 | | 1 | 400571 | 04/13/26 | 04/13/26 | ZFA |
| 2,4,6-Tribromophenol | 75% | | %REC | 15-140 | | 1 | 400571 | 04/13/26 | 04/13/26 | ZFA |
| Nitrobenzene-d5 | 57% | | %REC | 15-123 | | 1 | 400571 | 04/13/26 | 04/13/26 | ZFA |
| 2-Fluorobiphenyl | 59% | | %REC | 15-120 | | 1 | 400571 | 04/13/26 | 04/13/26 | ZFA |
| Terphenyl-d14 | 64% | | %REC | 15-120 | | 1 | 400571 | 04/13/26 | 04/13/26 | ZFA |
| Method: SM 4500-CN-E<br>Prep Method: METHOD | | | | | | | | | | |
| Cyanide | ND | | mg/L | 0.0050 | 0.0017 | 0.5 | 400772 | 04/14/26 | 04/15/26 | JAK |
| Method: SM 4500-S2-D<br>Prep Method: METHOD | | | | | | | | | | |
| Sulfide | ND | | mg/L | 0.10 | | 1 | 400888 | 04/15/26 | 04/15/26 | TXC |
| Method: SM 5310B<br>Prep Method: SM 5310B | | | | | | | | | | |
| Total Organic Carbon | **60** | | mg/L | 1.0 | 0.49 | 1 | 400651 | 04/13/26 | 04/13/26 | BDR |
| Method: SM 9221B<br>Prep Method: METHOD | | | | | | | | | | |
| Coliform, Total | **>1,600** | | MPN/100ml | 1.8 | | 1 | 400660 | 04/12/26 12:42 | 04/14/26 17:13 | BPH |
| Method: SM 9221F | | | | | | | | | | |
| Coliform, E. Coli | **170** | | MPN/100ml | 1.8 | | 1 | 400660 | 04/12/26 12:42 | 04/14/26 17:13 | BPH |
| Method: SM2130B | | | | | | | | | | |
| Turbidity | **130** | | NTU | 0.20 | 0.12 | 1 | 400670 | 04/13/26 14:30 | 04/13/26 14:30 | BDR |
| Method: SM2320B<br>Prep Method: METHOD | | | | | | | | | | |
| Bicarbonate | **140** | | mg/L | 2.4 | | 1 | 400657 | 04/13/26 | 04/13/26 | WWC |
| Alkalinity, Total as CaCO3 | **120** | | mg/L | 2.0 | | 1 | 400657 | 04/13/26 | 04/13/26 | WWC |
| Method: SM2510B<br>Prep Method: METHOD | | | | | | | | | | |



Results for any subcontracted analyses are not included in this section.

# Analysis Results for 557419

| 557419-001 Analyte | Result | Qual | Units | RL | MDL | DF | Batch | Prepared | Analyzed | Chemist |
|---|---|---|---|---|---|---|---|---|---|---|
| Specific Conductance | **400** | | umhos/cm | 1.0 | | 1 | 400602 | 04/12/26 | 04/12/26 | RDL |
| Method: SM2540C<br>Prep Method: METHOD | | | | | | | | | | |
| Total Dissolved Solids | **370** | | mg/L | 20 | | 2 | 400593 | 04/12/26 | 04/13/26 | RDL |
| Method: SM2540D<br>Prep Method: METHOD | | | | | | | | | | |
| Total Suspended Solids | **61** | | mg/L | 0.5 | | 1 | 400598 | 04/12/26 | 04/13/26 | CDR |
| Method: SM5210B<br>Prep Method: METHOD | | | | | | | | | | |
| Biochemical Oxygen Demand | **50** | | mg/L | 3.0 | | 1 | 400645 | 04/13/26 14:21 | 04/18/26 12:16 | WWC |
| Method: SM5220D<br>Prep Method: SM 5220D | | | | | | | | | | |
| Chemical Oxygen Demand | **170** | | mg/L | 4.0 | 2.6 | 1 | 400666 | 04/13/26 | 04/13/26 | RDL |



Results for any subcontracted analyses are not included in this section.

# Analysis Results for 557419

| Sample ID: | Lab ID: 557419-002 | Collected: 04/12/26 07:40 |
|---|---|---|
| SOUTH BASIN - EASTERN INLET | Matrix: Water | |

| 557419-002 Analyte | Result | Qual | Units | RL | MDL | DF | Batch | Prepared | Analyzed | Chemist |
|---|---|---|---|---|---|---|---|---|---|---|
| Method: EPA 1664A<br>Prep Method: METHOD | | | | | | | | | | |
| Total Oil and Grease | **1.4** | J | mg/L | 4.9 | 0.96 | 0.99 | 400576 | 04/13/26 | 04/13/26 | JAG |
| Method: EPA 200.7<br>Prep Method: EPA 3015A | | | | | | | | | | |
| Calcium | **99** | | mg/L | 0.10 | 0.022 | 1 | 400637 | 04/13/26 | 04/13/26 | SBW |
| Iron | **18** | | mg/L | 0.050 | 0.027 | 1 | 400637 | 04/13/26 | 04/13/26 | SBW |
| Magnesium | **14** | | mg/L | 0.10 | 0.010 | 1 | 400637 | 04/13/26 | 04/13/26 | SBW |
| Potassium | **11** | | mg/L | 0.50 | 0.15 | 1 | 400637 | 04/13/26 | 04/13/26 | SBW |
| Sodium | **69** | | mg/L | 0.50 | 0.017 | 1 | 400637 | 04/13/26 | 04/13/26 | SBW |
| Method: EPA 200.8<br>Prep Method: EPA 3015A | | | | | | | | | | |
| Antimony | **0.99** | J | ug/L | 2.0 | 0.058 | 1 | 400642 | 04/13/26 | 04/13/26 | DXC |
| Arsenic | **8.1** | | ug/L | 2.0 | 0.059 | 1 | 400642 | 04/13/26 | 04/13/26 | DXC |
| Barium | **160** | | ug/L | 5.0 | 0.069 | 1 | 400642 | 04/13/26 | 04/13/26 | DXC |
| Beryllium | **0.53** | J | ug/L | 1.0 | 0.044 | 1 | 400642 | 04/13/26 | 04/13/26 | DXC |
| Boron | **140** | | ug/L | 100 | 57 | 10 | 400642 | 04/13/26 | 04/13/26 | DXC |
| Cadmium | **0.25** | J | ug/L | 1.0 | 0.079 | 1 | 400642 | 04/13/26 | 04/13/26 | DXC |
| Chromium | **23** | | ug/L | 5.0 | 0.14 | 1 | 400642 | 04/13/26 | 04/13/26 | DXC |
| Cobalt | **7.1** | | ug/L | 1.0 | 0.033 | 1 | 400642 | 04/13/26 | 04/13/26 | DXC |
| Copper | **28** | | ug/L | 3.0 | 1.4 | 1 | 400642 | 04/13/26 | 04/13/26 | DXC |
| Lead | **19** | | ug/L | 5.0 | 0.31 | 1 | 400642 | 04/13/26 | 04/13/26 | DXC |
| Manganese | **260** | | ug/L | 10 | 0.62 | 1 | 400642 | 04/13/26 | 04/13/26 | DXC |
| Nickel | **16** | | ug/L | 5.0 | 0.13 | 1 | 400642 | 04/13/26 | 04/13/26 | DXC |
| Selenium | **2.0** | J | ug/L | 2.0 | 0.60 | 1 | 400642 | 04/13/26 | 04/13/26 | DXC |
| Silver | **0.18** | J | ug/L | 5.0 | 0.087 | 1 | 400642 | 04/13/26 | 04/13/26 | DXC |
| Thallium | **0.17** | J | ug/L | 1.0 | 0.031 | 1 | 400642 | 04/13/26 | 04/13/26 | DXC |
| Tin | ND | | ug/L | 5.0 | 0.59 | 1 | 400642 | 04/13/26 | 04/13/26 | DXC |
| Vanadium | **38** | | ug/L | 5.0 | 0.25 | 1 | 400642 | 04/13/26 | 04/13/26 | DXC |
| Zinc | **79** | | ug/L | 10 | 2.1 | 1 | 400642 | 04/13/26 | 04/13/26 | DXC |
| Method: EPA 245.1<br>Prep Method: EPA 245.1 | | | | | | | | | | |
| Mercury | **0.077** | J | ug/L | 0.40 | 0.063 | 1 | 400622 | 04/13/26 | 04/13/26 | MLL |
| Method: EPA 300.0<br>Prep Method: METHOD | | | | | | | | | | |
| Fluoride | **0.19** | J | mg/L | 0.20 | 0.062 | 1 | 400590 | 04/12/26 13:05 | 04/12/26 16:24 | KUM |
| Chloride | **41** | | mg/L | 1.0 | 0.27 | 1 | 400590 | 04/12/26 13:05 | 04/12/26 16:24 | KUM |
| Nitrogen, Nitrite | **0.03** | J | mg/L | 0.10 | 0.01 | 1 | 400590 | 04/12/26 13:05 | 04/12/26 16:24 | KUM |
| Bromide | **0.14** | J | mg/L | 0.30 | 0.049 | 1 | 400590 | 04/12/26 13:05 | 04/12/26 16:24 | KUM |
| Nitrogen, Nitrate | **1.4** | | mg/L | 0.10 | 0.05 | 1 | 400590 | 04/12/26 13:05 | 04/12/26 16:24 | KUM |
| Sulfate | **190** | | mg/L | 5.0 | 1.3 | 5 | 400590 | 04/12/26 13:05 | 04/13/26 10:28 | KUM |



Results for any subcontracted analyses are not included in this section.

# Analysis Results for 557419

| 557419-002 Analyte | Result | Qual | Units | RL | MDL | DF | Batch | Prepared | Analyzed | Chemist |
|---|---|---|---|---|---|---|---|---|---|---|
| Method: EPA 350.1<br>Prep Method: METHOD | | | | | | | | | | |
| Ammonia-N | **0.070** | J | mg/L | 0.10 | 0.068 | 1 | 400624 | 04/13/26 | 04/13/26 | JAK |
| Method: EPA 420.1<br>Prep Method: METHOD | | | | | | | | | | |
| Total Phenolics | ND | | mg/L | 0.010 | 0.0056 | 1 | 400663 | 04/13/26 | 04/13/26 | LVL |
| Method: EPA 625.1<br>Prep Method: EPA 3510C | | | | | | | | | | |
| a-Terpineol | ND | | ug/L | 10 | 2.1 | 1 | 400571 | 04/13/26 | 04/13/26 | MSS |
| Benzoic acid | **14** | J,b | ug/L | 50 | 11 | 1 | 400571 | 04/13/26 | 04/13/26 | ZFA |
| 2-Methylphenol | ND | | ug/L | 10 | 3.2 | 1 | 400571 | 04/13/26 | 04/13/26 | ZFA |
| Pyridine | ND | | ug/L | 10 | 2.8 | 1 | 400571 | 04/13/26 | 04/13/26 | ZFA |
| Phenol | ND | | ug/L | 10 | 2.1 | 1 | 400571 | 04/13/26 | 04/13/26 | ZFA |
| Naphthalene | ND | | ug/L | 10 | 3.6 | 1 | 400571 | 04/13/26 | 04/13/26 | ZFA |
| 3-,4-Methylphenol | ND | | ug/L | 10 | 3.0 | 1 | 400571 | 04/13/26 | 04/13/26 | ZFA |
| Cresol | ND | | ug/L | 10 | | 1 | 400571 | 04/13/26 | 04/13/26 | ZFA |
| **Surrogates** | | | | **Limits** | | | | | | |
| 2-Fluorophenol | 42% | | %REC | 36-95 | | 1 | 400571 | 04/13/26 | 04/13/26 | ZFA |
| Phenol-d6 | 28% | | %REC | 28-82 | | 1 | 400571 | 04/13/26 | 04/13/26 | ZFA |
| 2,4,6-Tribromophenol | 84% | | %REC | 61-140 | | 1 | 400571 | 04/13/26 | 04/13/26 | ZFA |
| Nitrobenzene-d5 | 62% | | %REC | 48-123 | | 1 | 400571 | 04/13/26 | 04/13/26 | ZFA |
| 2-Fluorobiphenyl | 60% | | %REC | 51-105 | | 1 | 400571 | 04/13/26 | 04/13/26 | ZFA |
| Terphenyl-d14 | 71% | | %REC | 65-117 | | 1 | 400571 | 04/13/26 | 04/13/26 | ZFA |
| Method: EPA 8081A<br>Prep Method: EPA 3510C | | | | | | | | | | |
| alpha-BHC | ND | | ug/L | 0.05 | 0.01 | 0.93 | 400599 | 04/12/26 | 04/12/26 | XLY |
| beta-BHC | ND | | ug/L | 0.05 | 0.01 | 0.93 | 400599 | 04/12/26 | 04/12/26 | XLY |
| gamma-BHC | ND | | ug/L | 0.05 | 0.009 | 0.93 | 400599 | 04/12/26 | 04/12/26 | XLY |
| delta-BHC | ND | | ug/L | 0.05 | 0.008 | 0.93 | 400599 | 04/12/26 | 04/12/26 | XLY |
| Heptachlor | ND | | ug/L | 0.05 | 0.01 | 0.93 | 400599 | 04/12/26 | 04/12/26 | XLY |
| Aldrin | ND | | ug/L | 0.05 | 0.02 | 0.93 | 400599 | 04/12/26 | 04/12/26 | XLY |
| Heptachlor epoxide | ND | | ug/L | 0.05 | 0.01 | 0.93 | 400599 | 04/12/26 | 04/12/26 | XLY |
| Endosulfan I | ND | | ug/L | 0.05 | 0.01 | 0.93 | 400599 | 04/12/26 | 04/12/26 | XLY |
| Dieldrin | ND | | ug/L | 0.09 | 0.01 | 0.93 | 400599 | 04/12/26 | 04/12/26 | XLY |
| 4,4'-DDE | ND | | ug/L | 0.09 | 0.03 | 0.93 | 400599 | 04/12/26 | 04/12/26 | XLY |
| Endrin | ND | | ug/L | 0.09 | 0.01 | 0.93 | 400599 | 04/12/26 | 04/12/26 | XLY |
| Endosulfan II | ND | | ug/L | 0.09 | 0.01 | 0.93 | 400599 | 04/12/26 | 04/12/26 | XLY |
| Endosulfan sulfate | ND | | ug/L | 0.09 | 0.02 | 0.93 | 400599 | 04/12/26 | 04/12/26 | XLY |
| 4,4'-DDD | ND | | ug/L | 0.09 | 0.03 | 0.93 | 400599 | 04/12/26 | 04/12/26 | XLY |
| Endrin aldehyde | ND | | ug/L | 0.09 | 0.03 | 0.93 | 400599 | 04/12/26 | 04/12/26 | XLY |
| Endrin ketone | ND | | ug/L | 0.09 | 0.02 | 0.93 | 400599 | 04/12/26 | 04/12/26 | XLY |
| 4,4'-DDT | ND | | ug/L | 0.09 | 0.06 | 0.93 | 400599 | 04/12/26 | 04/12/26 | XLY |
| Methoxychlor | ND | | ug/L | 0.09 | 0.04 | 0.93 | 400599 | 04/12/26 | 04/12/26 | XLY |
| Toxaphene | ND | | ug/L | 1.9 | 0.5 | 0.93 | 400599 | 04/12/26 | 04/12/26 | XLY |
| Chlordane (Technical) | ND | | ug/L | 0.9 | 0.3 | 0.93 | 400599 | 04/12/26 | 04/12/26 | XLY |
| **Surrogates** | | | | **Limits** | | | | | | |
| TCMX | 53% | | %REC | 29-120 | | 0.93 | 400599 | 04/12/26 | 04/12/26 | XLY |
| Decachlorobiphenyl | 77% | | %REC | 33-132 | | 0.93 | 400599 | 04/12/26 | 04/12/26 | XLY |
| Method: EPA 8082<br>Prep Method: EPA 3510C | | | | | | | | | | |
| Aroclor-1016 | ND | | ug/L | 0.47 | 0.23 | 0.93 | 400599 | 04/12/26 | 04/12/26 | XLY |



Results for any subcontracted analyses are not included in this section.

# Analysis Results for 557419

| 557419-002 Analyte | Result | Qual | Units | RL | MDL | DF | Batch | Prepared | Analyzed | Chemist |
|---|---|---|---|---|---|---|---|---|---|---|
| Aroclor-1221 | ND | | ug/L | 0.47 | 0.41 | 0.93 | 400599 | 04/12/26 | 04/12/26 | XLY |
| Aroclor-1232 | ND | | ug/L | 0.47 | 0.23 | 0.93 | 400599 | 04/12/26 | 04/12/26 | XLY |
| Aroclor-1242 | ND | | ug/L | 0.47 | 0.30 | 0.93 | 400599 | 04/12/26 | 04/12/26 | XLY |
| Aroclor-1248 | ND | | ug/L | 0.47 | 0.21 | 0.93 | 400599 | 04/12/26 | 04/12/26 | XLY |
| Aroclor-1254 | ND | | ug/L | 0.47 | 0.29 | 0.93 | 400599 | 04/12/26 | 04/12/26 | XLY |
| Aroclor-1260 | ND | | ug/L | 0.47 | 0.27 | 0.93 | 400599 | 04/12/26 | 04/12/26 | XLY |
| Aroclor-1262 | ND | | ug/L | 0.47 | 0.26 | 0.93 | 400599 | 04/12/26 | 04/12/26 | XLY |
| Aroclor-1268 | ND | | ug/L | 0.47 | 0.27 | 0.93 | 400599 | 04/12/26 | 04/12/26 | XLY |
| **Surrogates** | | | | **Limits** | | | | | | |
| Decachlorobiphenyl (PCB) | 74% | | %REC | 28-138 | | 0.93 | 400599 | 04/12/26 | 04/12/26 | XLY |
| Method: EPA 8260B<br>Prep Method: EPA 5030B | | | | | | | | | | |
| Carbon Disulfide | ND | | ug/L | 5.0 | 0.3 | 1 | 400639 | 04/13/26 | 04/13/26 | HMN |
| Chloroprene | ND | | ug/L | 200 | 0.3 | 1 | 400639 | 04/13/26 | 04/13/26 | HMN |
| 3-Chloropropene | ND | | ug/L | 5.0 | 0.2 | 1 | 400639 | 04/13/26 | 04/13/26 | HMN |
| Ethyl methacrylate | ND | | ug/L | 50 | 2.4 | 1 | 400639 | 04/13/26 | 04/13/26 | HMN |
| Ethanol | ND | | ug/L | 500 | 130 | 1 | 400639 | 04/13/26 | 04/13/26 | HMN |
| 2-Hexanone | ND | | ug/L | 5.0 | 0.6 | 1 | 400639 | 04/13/26 | 04/13/26 | HMN |
| Isopropanol (IPA) | ND | | ug/L | 200 | 40 | 1 | 400639 | 04/13/26 | 04/13/26 | HMN |
| Methyl acrylonitrile | ND | | ug/L | 35 | 1.3 | 1 | 400639 | 04/13/26 | 04/13/26 | HMN |
| Vinyl Acetate | ND | | ug/L | 50 | 2.4 | 1 | 400639 | 04/13/26 | 04/13/26 | HMN |
| Acrolein | ND | | ug/L | 200 | 2.0 | 1 | 400639 | 04/13/26 | 04/13/26 | HMN |
| Acrylonitrile | ND | | ug/L | 10 | 0.3 | 1 | 400639 | 04/13/26 | 04/13/26 | HMN |
| Freon 12 | ND | | ug/L | 5.0 | 0.2 | 1 | 400639 | 04/13/26 | 04/13/26 | HMN |
| Chloromethane | ND | | ug/L | 5.0 | 0.1 | 1 | 400639 | 04/13/26 | 04/13/26 | HMN |
| Vinyl Chloride | ND | | ug/L | 5.0 | 0.1 | 1 | 400639 | 04/13/26 | 04/13/26 | HMN |
| Bromomethane | ND | | ug/L | 5.0 | 0.3 | 1 | 400639 | 04/13/26 | 04/13/26 | HMN |
| Chloroethane | ND | | ug/L | 5.0 | 0.05 | 1 | 400639 | 04/13/26 | 04/13/26 | HMN |
| Trichlorofluoromethane | ND | | ug/L | 5.0 | 0.08 | 1 | 400639 | 04/13/26 | 04/13/26 | HMN |
| Iodomethane | ND | | ug/L | 5.0 | | 1 | 400639 | 04/13/26 | 04/13/26 | HMN |
| Acetone | ND | | ug/L | 100 | 8.8 | 1 | 400639 | 04/13/26 | 04/13/26 | HMN |
| Freon 113 | ND | | ug/L | 5.0 | 0.1 | 1 | 400639 | 04/13/26 | 04/13/26 | HMN |
| 1,1-Dichloroethene | ND | | ug/L | 5.0 | 0.1 | 1 | 400639 | 04/13/26 | 04/13/26 | HMN |
| Methylene Chloride | ND | | ug/L | 10 | 0.2 | 1 | 400639 | 04/13/26 | 04/13/26 | HMN |
| MTBE | ND | | ug/L | 5.0 | 0.1 | 1 | 400639 | 04/13/26 | 04/13/26 | HMN |
| trans-1,2-Dichloroethene | ND | | ug/L | 5.0 | 0.1 | 1 | 400639 | 04/13/26 | 04/13/26 | HMN |
| 1,1-Dichloroethane | ND | | ug/L | 5.0 | 0.07 | 1 | 400639 | 04/13/26 | 04/13/26 | HMN |
| 2-Butanone | ND | | ug/L | 10 | 0.9 | 1 | 400639 | 04/13/26 | 04/13/26 | HMN |
| cis-1,2-Dichloroethene | ND | | ug/L | 5.0 | 0.09 | 1 | 400639 | 04/13/26 | 04/13/26 | HMN |
| 2,2-Dichloropropane | ND | | ug/L | 5.0 | 0.09 | 1 | 400639 | 04/13/26 | 04/13/26 | HMN |
| Chloroform | ND | | ug/L | 5.0 | 0.07 | 1 | 400639 | 04/13/26 | 04/13/26 | HMN |
| Bromochloromethane | ND | | ug/L | 5.0 | 0.1 | 1 | 400639 | 04/13/26 | 04/13/26 | HMN |
| 1,1,1-Trichloroethane | ND | | ug/L | 5.0 | 0.03 | 1 | 400639 | 04/13/26 | 04/13/26 | HMN |
| 1,1-Dichloropropene | ND | | ug/L | 5.0 | 0.08 | 1 | 400639 | 04/13/26 | 04/13/26 | HMN |
| Carbon Tetrachloride | ND | | ug/L | 5.0 | 0.07 | 1 | 400639 | 04/13/26 | 04/13/26 | HMN |
| 1,2-Dichloroethane | ND | | ug/L | 5.0 | 0.09 | 1 | 400639 | 04/13/26 | 04/13/26 | HMN |
| Benzene | ND | | ug/L | 1.0 | 0.07 | 1 | 400639 | 04/13/26 | 04/13/26 | HMN |
| Trichloroethene | ND | | ug/L | 5.0 | 0.05 | 1 | 400639 | 04/13/26 | 04/13/26 | HMN |
| 1,2-Dichloropropane | ND | | ug/L | 5.0 | 0.07 | 1 | 400639 | 04/13/26 | 04/13/26 | HMN |
| Bromodichloromethane | ND | | ug/L | 5.0 | 0.05 | 1 | 400639 | 04/13/26 | 04/13/26 | HMN |
| Dibromomethane | ND | | ug/L | 5.0 | 0.1 | 1 | 400639 | 04/13/26 | 04/13/26 | HMN |
| 4-Methyl-2-Pentanone | ND | | ug/L | 5.0 | 0.5 | 1 | 400639 | 04/13/26 | 04/13/26 | HMN |



Results for any subcontracted analyses are not included in this section.

# Analysis Results for 557419

| 557419-002 Analyte | Result | Qual | Units | RL | MDL | DF | Batch | Prepared | Analyzed | Chemist |
|---|---|---|---|---|---|---|---|---|---|---|
| cis-1,3-Dichloropropene | ND | | ug/L | 5.0 | 0.08 | 1 | 400639 | 04/13/26 | 04/13/26 | HMN |
| Toluene | ND | | ug/L | 5.0 | 0.05 | 1 | 400639 | 04/13/26 | 04/13/26 | HMN |
| trans-1,3-Dichloropropene | ND | | ug/L | 5.0 | 0.03 | 1 | 400639 | 04/13/26 | 04/13/26 | HMN |
| 1,1,2-Trichloroethane | ND | | ug/L | 5.0 | 0.06 | 1 | 400639 | 04/13/26 | 04/13/26 | HMN |
| 1,3-Dichloropropane | ND | | ug/L | 5.0 | 0.1 | 1 | 400639 | 04/13/26 | 04/13/26 | HMN |
| Tetrachloroethene | ND | | ug/L | 5.0 | 0.09 | 1 | 400639 | 04/13/26 | 04/13/26 | HMN |
| Dibromochloromethane | ND | | ug/L | 5.0 | 0.07 | 1 | 400639 | 04/13/26 | 04/13/26 | HMN |
| 1,2-Dibromoethane | ND | | ug/L | 5.0 | 0.07 | 1 | 400639 | 04/13/26 | 04/13/26 | HMN |
| Chlorobenzene | ND | | ug/L | 5.0 | 0.05 | 1 | 400639 | 04/13/26 | 04/13/26 | HMN |
| 1,1,1,2-Tetrachloroethane | ND | | ug/L | 5.0 | 0.06 | 1 | 400639 | 04/13/26 | 04/13/26 | HMN |
| Ethylbenzene | ND | | ug/L | 5.0 | 0.04 | 1 | 400639 | 04/13/26 | 04/13/26 | HMN |
| m,p-Xylenes | ND | | ug/L | 5.0 | 0.1 | 1 | 400639 | 04/13/26 | 04/13/26 | HMN |
| o-Xylene | ND | | ug/L | 5.0 | 0.06 | 1 | 400639 | 04/13/26 | 04/13/26 | HMN |
| Styrene | ND | | ug/L | 5.0 | 0.06 | 1 | 400639 | 04/13/26 | 04/13/26 | HMN |
| Bromoform | ND | | ug/L | 5.0 | 0.08 | 1 | 400639 | 04/13/26 | 04/13/26 | HMN |
| Isopropylbenzene | ND | | ug/L | 5.0 | 0.06 | 1 | 400639 | 04/13/26 | 04/13/26 | HMN |
| 1,1,2,2-Tetrachloroethane | ND | | ug/L | 5.0 | 0.06 | 1 | 400639 | 04/13/26 | 04/13/26 | HMN |
| 1,2,3-Trichloropropane | ND | | ug/L | 5.0 | 0.09 | 1 | 400639 | 04/13/26 | 04/13/26 | HMN |
| Propylbenzene | ND | | ug/L | 5.0 | 0.05 | 1 | 400639 | 04/13/26 | 04/13/26 | HMN |
| Bromobenzene | ND | | ug/L | 5.0 | 0.06 | 1 | 400639 | 04/13/26 | 04/13/26 | HMN |
| 1,3,5-Trimethylbenzene | ND | | ug/L | 5.0 | 0.08 | 1 | 400639 | 04/13/26 | 04/13/26 | HMN |
| 2-Chlorotoluene | ND | | ug/L | 5.0 | 0.07 | 1 | 400639 | 04/13/26 | 04/13/26 | HMN |
| 4-Chlorotoluene | ND | | ug/L | 5.0 | 0.08 | 1 | 400639 | 04/13/26 | 04/13/26 | HMN |
| tert-Butylbenzene | ND | | ug/L | 5.0 | 0.07 | 1 | 400639 | 04/13/26 | 04/13/26 | HMN |
| 1,2,4-Trimethylbenzene | ND | | ug/L | 5.0 | 0.07 | 1 | 400639 | 04/13/26 | 04/13/26 | HMN |
| sec-Butylbenzene | ND | | ug/L | 5.0 | 0.06 | 1 | 400639 | 04/13/26 | 04/13/26 | HMN |
| para-Isopropyl Toluene | ND | | ug/L | 5.0 | 0.05 | 1 | 400639 | 04/13/26 | 04/13/26 | HMN |
| 1,3-Dichlorobenzene | ND | | ug/L | 5.0 | 0.06 | 1 | 400639 | 04/13/26 | 04/13/26 | HMN |
| 1,4-Dichlorobenzene | ND | | ug/L | 5.0 | 0.07 | 1 | 400639 | 04/13/26 | 04/13/26 | HMN |
| n-Butylbenzene | ND | | ug/L | 5.0 | 0.08 | 1 | 400639 | 04/13/26 | 04/13/26 | HMN |
| 1,2-Dichlorobenzene | ND | | ug/L | 5.0 | 0.04 | 1 | 400639 | 04/13/26 | 04/13/26 | HMN |
| 1,2-Dibromo-3-Chloropropane | ND | | ug/L | 5.0 | 0.3 | 1 | 400639 | 04/13/26 | 04/13/26 | HMN |
| 1,2,4-Trichlorobenzene | ND | | ug/L | 5.0 | 0.1 | 1 | 400639 | 04/13/26 | 04/13/26 | HMN |
| Hexachlorobutadiene | ND | | ug/L | 5.0 | 0.06 | 1 | 400639 | 04/13/26 | 04/13/26 | HMN |
| 1,2,3-Trichlorobenzene | ND | | ug/L | 5.0 | 0.09 | 1 | 400639 | 04/13/26 | 04/13/26 | HMN |
| cis-1,4-Dichloro-2-butene | ND | | ug/L | 5.0 | 0.3 | 1 | 400639 | 04/13/26 | 04/13/26 | HMN |
| trans-1,4-Dichloro-2-butene | ND | | ug/L | 5.0 | 0.2 | 1 | 400639 | 04/13/26 | 04/13/26 | HMN |
| Xylene (total) | ND | | ug/L | 5.0 | | 1 | 400639 | 04/13/26 | 04/13/26 | HMN |
| **Surrogates** | | | | **Limits** | | | | | | |
| Dibromofluoromethane | 107% | | %REC | 70-130 | | 1 | 400639 | 04/13/26 | 04/13/26 | HMN |
| 1,2-Dichloroethane-d4 | 104% | | %REC | 70-130 | | 1 | 400639 | 04/13/26 | 04/13/26 | HMN |
| Toluene-d8 | 98% | | %REC | 70-130 | | 1 | 400639 | 04/13/26 | 04/13/26 | HMN |
| Bromofluorobenzene | 102% | | %REC | 70-130 | | 1 | 400639 | 04/13/26 | 04/13/26 | HMN |
| Method: EPA 8270C-SIM<br>Prep Method: EPA 3535 | | | | | | | | | | |
| 1,4-Dioxane | ND | | ug/L | 1.0 | 0.87 | 1 | 400641 | 04/13/26 | 04/13/26 | ZFA |
| **Surrogates** | | | | **Limits** | | | | | | |
| 1,4-Dioxane-d8 (SUR) | 98% | | %REC | 80-120 | | 1 | 400641 | 04/13/26 | 04/13/26 | ZFA |
| Method: EPA 8270E<br>Prep Method: EPA 3510C | | | | | | | | | | |



Results for any subcontracted analyses are not included in this section.

# Analysis Results for 557419

| 557419-002 Analyte | Result | Qual | Units | RL | MDL | DF | Batch | Prepared | Analyzed | Chemist |
|---|---|---|---|---|---|---|---|---|---|---|
| Carbazole | ND | | ug/L | 10 | 2.8 | 1 | 400571 | 04/13/26 | 04/13/26 | ZFA |
| N-Nitrosodimethylamine | ND | | ug/L | 10 | 2.9 | 1 | 400571 | 04/13/26 | 04/13/26 | ZFA |
| Aniline | ND | | ug/L | 10 | 2.8 | 1 | 400571 | 04/13/26 | 04/13/26 | ZFA |
| bis(2-Chloroethyl)ether | ND | | ug/L | 25 | 3.7 | 1 | 400571 | 04/13/26 | 04/13/26 | ZFA |
| 2-Chlorophenol | ND | | ug/L | 10 | 3.6 | 1 | 400571 | 04/13/26 | 04/13/26 | ZFA |
| 1,3-Dichlorobenzene | ND | | ug/L | 10 | 3.3 | 1 | 400571 | 04/13/26 | 04/13/26 | ZFA |
| 1,4-Dichlorobenzene | ND | | ug/L | 10 | 3.4 | 1 | 400571 | 04/13/26 | 04/13/26 | ZFA |
| Benzyl alcohol | ND | | ug/L | 25 | 5.8 | 1 | 400571 | 04/13/26 | 04/13/26 | ZFA |
| 1,2-Dichlorobenzene | ND | | ug/L | 10 | 3.3 | 1 | 400571 | 04/13/26 | 04/13/26 | ZFA |
| bis(2-Chloroisopropyl) ether | ND | | ug/L | 10 | 3.8 | 1 | 400571 | 04/13/26 | 04/13/26 | ZFA |
| N-Nitroso-di-n-propylamine | ND | | ug/L | 10 | 3.9 | 1 | 400571 | 04/13/26 | 04/13/26 | ZFA |
| Hexachloroethane | ND | | ug/L | 10 | 3.0 | 1 | 400571 | 04/13/26 | 04/13/26 | ZFA |
| Nitrobenzene | ND | | ug/L | 25 | 8.4 | 1 | 400571 | 04/13/26 | 04/13/26 | ZFA |
| Isophorone | ND | | ug/L | 10 | 3.7 | 1 | 400571 | 04/13/26 | 04/13/26 | ZFA |
| 2-Nitrophenol | ND | | ug/L | 10 | 5.4 | 1 | 400571 | 04/13/26 | 04/13/26 | ZFA |
| 2,4-Dimethylphenol | ND | | ug/L | 10 | 3.2 | 1 | 400571 | 04/13/26 | 04/13/26 | ZFA |
| bis(2-Chloroethoxy)methane | ND | | ug/L | 10 | 3.7 | 1 | 400571 | 04/13/26 | 04/13/26 | ZFA |
| 2,4-Dichlorophenol | ND | | ug/L | 10 | 3.7 | 1 | 400571 | 04/13/26 | 04/13/26 | ZFA |
| 1,2,4-Trichlorobenzene | ND | | ug/L | 10 | 3.4 | 1 | 400571 | 04/13/26 | 04/13/26 | ZFA |
| 4-Chloroaniline | ND | | ug/L | 10 | 3.1 | 1 | 400571 | 04/13/26 | 04/13/26 | ZFA |
| Hexachlorobutadiene | ND | | ug/L | 10 | 2.2 | 1 | 400571 | 04/13/26 | 04/13/26 | ZFA |
| 4-Chloro-3-methylphenol | ND | | ug/L | 10 | 3.6 | 1 | 400571 | 04/13/26 | 04/13/26 | ZFA |
| 2-Methylnaphthalene | ND | | ug/L | 10 | 3.4 | 1 | 400571 | 04/13/26 | 04/13/26 | ZFA |
| Hexachlorocyclopentadiene | ND | | ug/L | 25 | 7.8 | 1 | 400571 | 04/13/26 | 04/13/26 | ZFA |
| 2,4,6-Trichlorophenol | ND | | ug/L | 10 | 4.1 | 1 | 400571 | 04/13/26 | 04/13/26 | ZFA |
| 2,4,5-Trichlorophenol | ND | | ug/L | 10 | 3.7 | 1 | 400571 | 04/13/26 | 04/13/26 | ZFA |
| 2-Chloronaphthalene | ND | | ug/L | 10 | 3.4 | 1 | 400571 | 04/13/26 | 04/13/26 | ZFA |
| 2-Nitroaniline | ND | | ug/L | 50 | 4.3 | 1 | 400571 | 04/13/26 | 04/13/26 | ZFA |
| Dimethylphthalate | ND | | ug/L | 10 | 3.4 | 1 | 400571 | 04/13/26 | 04/13/26 | ZFA |
| Acenaphthylene | ND | | ug/L | 10 | 3.9 | 1 | 400571 | 04/13/26 | 04/13/26 | ZFA |
| 2,6-Dinitrotoluene | ND | | ug/L | 10 | 4.4 | 1 | 400571 | 04/13/26 | 04/13/26 | ZFA |
| 3-Nitroaniline | ND | | ug/L | 10 | 4.0 | 1 | 400571 | 04/13/26 | 04/13/26 | ZFA |
| Acenaphthene | ND | | ug/L | 10 | 3.2 | 1 | 400571 | 04/13/26 | 04/13/26 | ZFA |
| 2,4-Dinitrophenol | ND | | ug/L | 50 | 15 | 1 | 400571 | 04/13/26 | 04/13/26 | ZFA |
| 4-Nitrophenol | ND | | ug/L | 50 | 8.5 | 1 | 400571 | 04/13/26 | 04/13/26 | ZFA |
| Dibenzofuran | ND | | ug/L | 10 | 3.2 | 1 | 400571 | 04/13/26 | 04/13/26 | ZFA |
| 2,4-Dinitrotoluene | ND | | ug/L | 10 | 4.3 | 1 | 400571 | 04/13/26 | 04/13/26 | ZFA |
| Diethylphthalate | ND | | ug/L | 10 | 2.9 | 1 | 400571 | 04/13/26 | 04/13/26 | ZFA |
| Fluorene | ND | | ug/L | 10 | 3.1 | 1 | 400571 | 04/13/26 | 04/13/26 | ZFA |
| 4-Chlorophenyl-phenylether | ND | | ug/L | 10 | 3.1 | 1 | 400571 | 04/13/26 | 04/13/26 | ZFA |
| 4-Nitroaniline | ND | | ug/L | 10 | 3.3 | 1 | 400571 | 04/13/26 | 04/13/26 | ZFA |
| 4,6-Dinitro-2-methylphenol | ND | | ug/L | 50 | 17 | 1 | 400571 | 04/13/26 | 04/13/26 | ZFA |
| N-Nitrosodiphenylamine | ND | | ug/L | 10 | 4.0 | 1 | 400571 | 04/13/26 | 04/13/26 | ZFA |
| 1,2-diphenylhydrazine (as azobenzene) | ND | | ug/L | 10 | 2.9 | 1 | 400571 | 04/13/26 | 04/13/26 | ZFA |
| 4-Bromophenyl-phenylether | ND | | ug/L | 10 | 3.3 | 1 | 400571 | 04/13/26 | 04/13/26 | ZFA |
| Hexachlorobenzene | ND | | ug/L | 10 | 3.0 | 1 | 400571 | 04/13/26 | 04/13/26 | ZFA |
| Pentachlorophenol | ND | | ug/L | 25 | 5.7 | 1 | 400571 | 04/13/26 | 04/13/26 | ZFA |
| Phenanthrene | ND | | ug/L | 10 | 2.9 | 1 | 400571 | 04/13/26 | 04/13/26 | ZFA |
| Anthracene | ND | | ug/L | 10 | 2.8 | 1 | 400571 | 04/13/26 | 04/13/26 | ZFA |
| Di-n-butylphthalate | ND | | ug/L | 10 | 3.0 | 1 | 400571 | 04/13/26 | 04/13/26 | ZFA |
| Fluoranthene | ND | | ug/L | 10 | 2.8 | 1 | 400571 | 04/13/26 | 04/13/26 | ZFA |



Results for any subcontracted analyses are not included in this section.

# Analysis Results for 557419

| 557419-002 Analyte | Result | Qual | Units | RL | MDL | DF | Batch | Prepared | Analyzed | Chemist |
|---|---|---|---|---|---|---|---|---|---|---|
| Benzidine | ND | | ug/L | 50 | 19 | 1 | 400571 | 04/13/26 | 04/13/26 | ZFA |
| Pyrene | ND | | ug/L | 10 | 2.7 | 1 | 400571 | 04/13/26 | 04/13/26 | ZFA |
| Butylbenzylphthalate | ND | | ug/L | 10 | 3.6 | 1 | 400571 | 04/13/26 | 04/13/26 | ZFA |
| 3,3'-Dichlorobenzidine | ND | | ug/L | 25 | 5.2 | 1 | 400571 | 04/13/26 | 04/13/26 | ZFA |
| Benzo(a)anthracene | ND | | ug/L | 10 | 2.4 | 1 | 400571 | 04/13/26 | 04/13/26 | ZFA |
| Chrysene | ND | | ug/L | 10 | 2.5 | 1 | 400571 | 04/13/26 | 04/13/26 | ZFA |
| bis(2-Ethylhexyl)phthalate | ND | | ug/L | 10 | 3.3 | 1 | 400571 | 04/13/26 | 04/13/26 | ZFA |
| Di-n-octylphthalate | ND | | ug/L | 10 | 4.7 | 1 | 400571 | 04/13/26 | 04/13/26 | ZFA |
| Benzo(b)fluoranthene | ND | | ug/L | 10 | 3.0 | 1 | 400571 | 04/13/26 | 04/13/26 | ZFA |
| Benzo(k)fluoranthene | ND | | ug/L | 10 | 3.1 | 1 | 400571 | 04/13/26 | 04/13/26 | ZFA |
| Benzo(a)pyrene | ND | | ug/L | 10 | 3.1 | 1 | 400571 | 04/13/26 | 04/13/26 | ZFA |
| Indeno(1,2,3-cd)pyrene | ND | | ug/L | 10 | 4.2 | 1 | 400571 | 04/13/26 | 04/13/26 | ZFA |
| Dibenz(a,h)anthracene | ND | | ug/L | 10 | 4.2 | 1 | 400571 | 04/13/26 | 04/13/26 | ZFA |
| Benzo(g,h,i)perylene | ND | | ug/L | 10 | 4.1 | 1 | 400571 | 04/13/26 | 04/13/26 | ZFA |
| **Surrogates** | | | | **Limits** | | | | | | |
| 2-Fluorophenol | 42% | | %REC | 15-120 | | 1 | 400571 | 04/13/26 | 04/13/26 | ZFA |
| Phenol-d6 | 28% | | %REC | 15-120 | | 1 | 400571 | 04/13/26 | 04/13/26 | ZFA |
| 2,4,6-Tribromophenol | 84% | | %REC | 15-140 | | 1 | 400571 | 04/13/26 | 04/13/26 | ZFA |
| Nitrobenzene-d5 | 62% | | %REC | 15-123 | | 1 | 400571 | 04/13/26 | 04/13/26 | ZFA |
| 2-Fluorobiphenyl | 60% | | %REC | 15-120 | | 1 | 400571 | 04/13/26 | 04/13/26 | ZFA |
| Terphenyl-d14 | 71% | | %REC | 15-120 | | 1 | 400571 | 04/13/26 | 04/13/26 | ZFA |
| Method: SM 4500-CN-E<br>Prep Method: METHOD | | | | | | | | | | |
| Cyanide | ND | | mg/L | 0.0050 | 0.0017 | 0.5 | 400772 | 04/14/26 | 04/15/26 | JAK |
| Method: SM 4500-S2-D<br>Prep Method: METHOD | | | | | | | | | | |
| Sulfide | ND | | mg/L | 0.10 | | 1 | 400888 | 04/15/26 | 04/15/26 | TXC |
| Method: SM 5310B<br>Prep Method: SM 5310B | | | | | | | | | | |
| Total Organic Carbon | **12** | | mg/L | 1.0 | 0.49 | 1 | 400651 | 04/13/26 | 04/13/26 | BDR |
| Method: SM 9221B<br>Prep Method: METHOD | | | | | | | | | | |
| Coliform, Total | **>1,600** | | MPN/100ml | 1.8 | | 1 | 400660 | 04/12/26 12:42 | 04/14/26 17:13 | BPH |
| Method: SM 9221F | | | | | | | | | | |
| Coliform, E. Coli | **21** | | MPN/100ml | 1.8 | | 1 | 400660 | 04/12/26 12:42 | 04/14/26 17:13 | BPH |
| Method: SM2130B | | | | | | | | | | |
| Turbidity | **780** | | NTU | 0.20 | 0.12 | 1 | 400670 | 04/13/26 14:30 | 04/13/26 14:30 | BDR |
| Method: SM2320B<br>Prep Method: METHOD | | | | | | | | | | |
| Bicarbonate | **150** | | mg/L | 2.4 | | 1 | 400657 | 04/13/26 | 04/13/26 | WWC |
| Alkalinity, Total as CaCO3 | **120** | | mg/L | 2.0 | | 1 | 400657 | 04/13/26 | 04/13/26 | WWC |
| Method: SM2510B<br>Prep Method: METHOD | | | | | | | | | | |
| Specific Conductance | **710** | | umhos/cm | 1.0 | | 1 | 400602 | 04/12/26 | 04/12/26 | RDL |
| Method: SM2540C<br>Prep Method: METHOD | | | | | | | | | | |
| Total Dissolved Solids | **660** | | mg/L | 20 | | 2 | 400593 | 04/12/26 | 04/13/26 | RDL |



Results for any subcontracted analyses are not included in this section.

# Analysis Results for 557419

| 557419-002 Analyte | Result | Qual | Units | RL | MDL | DF | Batch | Prepared | Analyzed | Chemist |
|---|---|---|---|---|---|---|---|---|---|---|
| Method: SM2540D<br>Prep Method: METHOD | | | | | | | | | | |
| Total Suspended Solids | **440** | | mg/L | 0.5 | | 1 | 400598 | 04/12/26 | 04/13/26 | CDR |
| Method: SM5210B<br>Prep Method: METHOD | | | | | | | | | | |
| Biochemical Oxygen Demand | **3.5** | BOD5 | mg/L | 3.0 | | 1 | 400645 | 04/13/26 14:21 | 04/18/26 12:16 | WWC |
| Method: SM5220D<br>Prep Method: SM 5220D | | | | | | | | | | |
| Chemical Oxygen Demand | **48** | | mg/L | 4.0 | 2.6 | 1 | 400600 | 04/12/26 | 04/12/26 | RDL |

| | |
|---|---|
| * | Value is outside QC limits |
| > | Value exceeds indicated concentration |
| BOD5 | Estimated result, under-depleted, highest volume replicate reported |
| J | Estimated value |
| ND | Not Detected |
| b | See narrative |



Results for any subcontracted analyses are not included in this section.

# Batch QC

| Type: Blank | Lab ID: QC1359385 | Batch: 400576 |
|---|---|---|
| Matrix: Water | Method: EPA 1664A | Prep Method: METHOD |

| QC1359385 Analyte | Result | Qual | Units | RL | MDL | Prepared | Analyzed |
|---|---|---|---|---|---|---|---|
| Total Oil and Grease | ND | | mg/L | 5.0 | 0.97 | 04/12/26 | 04/13/26 |

| Type: Lab Control Sample | Lab ID: QC1359386 | Batch: 400576 |
|---|---|---|
| Matrix: Water | Method: EPA 1664A | Prep Method: METHOD |

| QC1359386 Analyte | Result | Spiked | Units | Recovery | Qual | Limits |
|---|---|---|---|---|---|---|
| Total Oil and Grease | 36.20 | 40.00 | mg/L | 91% | | 78-114 |

| Type: Lab Control Sample Duplicate | Lab ID: QC1359387 | Batch: 400576 |
|---|---|---|
| Matrix: Water | Method: EPA 1664A | Prep Method: METHOD |

| QC1359387 Analyte | Result | Spiked | Units | Recovery | Qual | Limits | RPD | RPD Lim |
|---|---|---|---|---|---|---|---|---|
| Total Oil and Grease | 34.10 | 40.00 | mg/L | 85% | | 78-114 | 6 | 18 |

| Type: Blank | Lab ID: QC1359493 | Batch: 400637 |
|---|---|---|
| Matrix: Water | Method: EPA 200.7 | Prep Method: EPA 3015A |

| QC1359493 Analyte | Result | Qual | Units | RL | MDL | Prepared | Analyzed |
|---|---|---|---|---|---|---|---|
| Calcium | ND | | mg/L | 0.10 | 0.022 | 04/13/26 | 04/13/26 |
| Iron | ND | | mg/L | 0.027 | 0.027 | 04/13/26 | 04/13/26 |
| Magnesium | ND | | mg/L | 0.10 | 0.010 | 04/13/26 | 04/13/26 |
| Potassium | ND | | mg/L | 0.50 | 0.15 | 04/13/26 | 04/13/26 |
| Sodium | ND | | mg/L | 0.50 | 0.017 | 04/13/26 | 04/13/26 |

| Type: Lab Control Sample | Lab ID: QC1359494 | Batch: 400637 |
|---|---|---|
| Matrix: Water | Method: EPA 200.7 | Prep Method: EPA 3015A |

| QC1359494 Analyte | Result | Spiked | Units | Recovery | Qual | Limits |
|---|---|---|---|---|---|---|
| Calcium | 20.96 | 20.40 | mg/L | 103% | | 85-115 |
| Iron | 0.4035 | 0.4000 | mg/L | 101% | | 85-115 |
| Magnesium | 20.81 | 20.40 | mg/L | 102% | | 85-115 |
| Potassium | 24.74 | 24.00 | mg/L | 103% | | 85-115 |
| Sodium | 20.75 | 20.40 | mg/L | 102% | | 85-115 |

# Batch QC

| Type: | Matrix Spike | Lab ID: | QC1359495 | Batch: | 400637 |
|---|---|---|---|---|---|
| Matrix (Source ID): | Water (557386-001) | Method: | EPA 200.7 | Prep Method: | EPA 3015A |

| QC1359495 Analyte | Result | Source Sample Result | Spiked | Units | Recovery | Qual | Limits | DF |
|---|---|---|---|---|---|---|---|---|
| Calcium | 56.53 | 37.15 | 20.40 | mg/L | 95% | | 75-125 | 1 |
| Iron | 1.152 | 0.7839 | 0.4000 | mg/L | 92% | | 75-125 | 1 |
| Magnesium | 25.21 | 5.884 | 20.40 | mg/L | 95% | | 75-125 | 1 |
| Potassium | 43.42 | 18.68 | 24.00 | mg/L | 103% | | 75-125 | 1 |
| Sodium | 835.3 | 819.8 | 20.40 | mg/L | 76% | NM | 75-125 | 1 |

| Type: | Matrix Spike Duplicate | Lab ID: | QC1359496 | Batch: | 400637 |
|---|---|---|---|---|---|
| Matrix (Source ID): | Water (557386-001) | Method: | EPA 200.7 | Prep Method: | EPA 3015A |

| QC1359496 Analyte | Result | Source Sample Result | Spiked | Units | Recovery | Qual | Limits | RPD | RPD Lim | DF |
|---|---|---|---|---|---|---|---|---|---|---|
| Calcium | 57.47 | 37.15 | 20.40 | mg/L | 100% | | 75-125 | 2 | 20 | 1 |
| Iron | 1.149 | 0.7839 | 0.4000 | mg/L | 91% | | 75-125 | 0 | 20 | 1 |
| Magnesium | 25.63 | 5.884 | 20.40 | mg/L | 97% | | 75-125 | 2 | 20 | 1 |
| Potassium | 44.01 | 18.68 | 24.00 | mg/L | 106% | | 75-125 | 1 | 20 | 1 |
| Sodium | 847.6 | 819.8 | 20.40 | mg/L | 136% | NM | 75-125 | 1 | 20 | 1 |

| Type: | Serial Dilution | Lab ID: | QC1359549 | Batch: | 400637 |
|---|---|---|---|---|---|
| Matrix (Source ID): | Water (557386-001) | Method: | EPA 200.7 | Prep Method: | EPA 3015A |

| QC1359549 Analyte | Result | Source Sample Result | Units | Qual | RPD | RPD Lim | DF |
|---|---|---|---|---|---|---|---|
| Calcium | 37.49 | 37.15 | mg/L | | | | 5 |
| Iron | 0.7831 | 0.7839 | mg/L | | | | 5 |
| Magnesium | 6.034 | 5.884 | mg/L | | | | 5 |
| Potassium | 17.67 | 18.68 | mg/L | | | | 5 |
| Sodium | 949.1 | 819.8 | mg/L | | | | 5 |

# Batch QC

| Type: Blank | Lab ID: QC1359514 | Batch: 400642 |
|---|---|---|
| Matrix: Water | Method: EPA 200.8 | Prep Method: EPA 3015A |

| QC1359514 Analyte | Result | Qual | Units | RL | MDL | Prepared | Analyzed |
|---|---|---|---|---|---|---|---|
| Antimony | 0.082 | J | ug/L | 2.0 | 0.058 | 04/13/26 | 04/13/26 |
| Arsenic | ND | | ug/L | 2.0 | 0.059 | 04/13/26 | 04/13/26 |
| Barium | 0.10 | J | ug/L | 5.0 | 0.069 | 04/13/26 | 04/13/26 |
| Beryllium | ND | | ug/L | 1.0 | 0.044 | 04/13/26 | 04/13/26 |
| Boron | ND | | ug/L | 10 | 5.7 | 04/13/26 | 04/13/26 |
| Cadmium | ND | | ug/L | 1.0 | 0.079 | 04/13/26 | 04/13/26 |
| Chromium | ND | | ug/L | 5.0 | 0.14 | 04/13/26 | 04/13/26 |
| Cobalt | ND | | ug/L | 1.0 | 0.033 | 04/13/26 | 04/13/26 |
| Copper | ND | | ug/L | 3.0 | 1.4 | 04/13/26 | 04/13/26 |
| Lead | ND | | ug/L | 5.0 | 0.31 | 04/13/26 | 04/13/26 |
| Manganese | ND | | ug/L | 10 | 0.62 | 04/13/26 | 04/13/26 |
| Nickel | 0.14 | J | ug/L | 5.0 | 0.13 | 04/13/26 | 04/13/26 |
| Selenium | ND | | ug/L | 2.0 | 0.60 | 04/13/26 | 04/13/26 |
| Silver | ND | | ug/L | 5.0 | 0.087 | 04/13/26 | 04/13/26 |
| Thallium | ND | | ug/L | 1.0 | 0.031 | 04/13/26 | 04/13/26 |
| Tin | ND | | ug/L | 5.0 | 0.59 | 04/13/26 | 04/13/26 |
| Vanadium | ND | | ug/L | 5.0 | 0.25 | 04/13/26 | 04/13/26 |
| Zinc | ND | | ug/L | 10 | 2.1 | 04/13/26 | 04/13/26 |

| Type: Lab Control Sample | Lab ID: QC1359515 | Batch: 400642 |
|---|---|---|
| Matrix: Water | Method: EPA 200.8 | Prep Method: EPA 3015A |

| QC1359515 Analyte | Result | Spiked | Units | Recovery | Qual | Limits |
|---|---|---|---|---|---|---|
| Antimony | 107.0 | 100.0 | ug/L | 107% | | 85-115 |
| Arsenic | 96.96 | 100.0 | ug/L | 97% | | 85-115 |
| Barium | 101.0 | 100.0 | ug/L | 101% | | 85-115 |
| Beryllium | 96.69 | 100.0 | ug/L | 97% | | 85-115 |
| Boron | 94.38 | 100.0 | ug/L | 94% | | 85-115 |
| Cadmium | 100.8 | 100.0 | ug/L | 101% | | 85-115 |
| Chromium | 100.3 | 100.0 | ug/L | 100% | | 85-115 |
| Cobalt | 102.5 | 100.0 | ug/L | 103% | | 85-115 |
| Copper | 102.7 | 100.0 | ug/L | 103% | | 85-115 |
| Lead | 96.51 | 100.0 | ug/L | 97% | | 85-115 |
| Manganese | 100.2 | 100.0 | ug/L | 100% | | 85-115 |
| Nickel | 102.4 | 100.0 | ug/L | 102% | | 85-115 |
| Selenium | 95.98 | 100.0 | ug/L | 96% | | 85-115 |
| Silver | 50.28 | 50.00 | ug/L | 101% | | 85-115 |
| Thallium | 97.50 | 100.0 | ug/L | 97% | | 85-115 |
| Tin | 93.82 | 100.0 | ug/L | 94% | | 85-115 |
| Vanadium | 100.3 | 100.0 | ug/L | 100% | | 85-115 |
| Zinc | 97.54 | 100.0 | ug/L | 98% | | 85-115 |

# Batch QC

| Type: | Matrix Spike | Lab ID: | QC1359516 | Batch: | 400642 |
|---|---|---|---|---|---|
| Matrix (Source ID): | Water (557419-001) | Method: | EPA 200.8 | Prep Method: | EPA 3015A |

| QC1359516 Analyte | Result | Source Sample Result | Spiked | Units | Recovery | Qual | Limits | DF |
|---|---|---|---|---|---|---|---|---|
| Antimony | 97.59 | 0.8210 | 100.0 | ug/L | 97% | | 70-130 | 10 |
| Arsenic | 102.6 | 8.256 | 100.0 | ug/L | 94% | | 70-130 | 10 |
| Barium | 145.2 | 45.57 | 100.0 | ug/L | 100% | | 70-130 | 10 |
| Beryllium | 97.50 | 0.1520 | 100.0 | ug/L | 97% | | 70-130 | 10 |
| Boron | 245.3 | 176.6 | 100.0 | ug/L | 69% | * | 70-130 | 10 |
| Cadmium | 96.49 | ND | 100.0 | ug/L | 96% | | 70-130 | 10 |
| Chromium | 109.0 | 9.455 | 100.0 | ug/L | 100% | | 70-130 | 10 |
| Cobalt | 106.3 | 2.597 | 100.0 | ug/L | 104% | | 70-130 | 10 |
| Copper | 124.7 | 17.66 | 100.0 | ug/L | 107% | | 70-130 | 10 |
| Lead | 96.32 | 3.151 | 100.0 | ug/L | 93% | | 70-130 | 10 |
| Manganese | 173.6 | 68.14 | 100.0 | ug/L | 105% | | 70-130 | 10 |
| Nickel | 110.2 | 6.527 | 100.0 | ug/L | 104% | | 70-130 | 10 |
| Selenium | 92.45 | 1.176 | 100.0 | ug/L | 91% | | 70-130 | 10 |
| Silver | 49.83 | ND | 50.00 | ug/L | 100% | | 70-130 | 10 |
| Thallium | 93.95 | 0.1660 | 100.0 | ug/L | 94% | | 70-130 | 10 |
| Tin | 74.28 | ND | 100.0 | ug/L | 74% | | 70-130 | 10 |
| Vanadium | 118.9 | 21.21 | 100.0 | ug/L | 98% | | 70-130 | 10 |
| Zinc | 139.0 | 38.38 | 100.0 | ug/L | 101% | | 70-130 | 10 |

| Type: | Matrix Spike Duplicate | Lab ID: | QC1359517 | Batch: | 400642 |
|---|---|---|---|---|---|
| Matrix (Source ID): | Water (557419-001) | Method: | EPA 200.8 | Prep Method: | EPA 3015A |

| QC1359517 Analyte | Result | Source Sample Result | Spiked | Units | Recovery | Qual | Limits | RPD | RPD Lim | DF |
|---|---|---|---|---|---|---|---|---|---|---|
| Antimony | 98.89 | 0.8210 | 100.0 | ug/L | 98% | | 70-130 | 1 | 20 | 10 |
| Arsenic | 102.3 | 8.256 | 100.0 | ug/L | 94% | | 70-130 | 0 | 20 | 10 |
| Barium | 147.8 | 45.57 | 100.0 | ug/L | 102% | | 70-130 | 2 | 20 | 10 |
| Beryllium | 95.68 | 0.1520 | 100.0 | ug/L | 96% | | 70-130 | 2 | 20 | 10 |
| Boron | 235.9 | 176.6 | 100.0 | ug/L | 59% | * | 70-130 | 4 | 20 | 10 |
| Cadmium | 99.85 | ND | 100.0 | ug/L | 100% | | 70-130 | 3 | 20 | 10 |
| Chromium | 108.1 | 9.455 | 100.0 | ug/L | 99% | | 70-130 | 1 | 20 | 10 |
| Cobalt | 105.4 | 2.597 | 100.0 | ug/L | 103% | | 70-130 | 1 | 20 | 10 |
| Copper | 122.1 | 17.66 | 100.0 | ug/L | 104% | | 70-130 | 2 | 20 | 10 |
| Lead | 100.5 | 3.151 | 100.0 | ug/L | 97% | | 70-130 | 4 | 20 | 10 |
| Manganese | 167.9 | 68.14 | 100.0 | ug/L | 100% | | 70-130 | 3 | 20 | 10 |
| Nickel | 109.7 | 6.527 | 100.0 | ug/L | 103% | | 70-130 | 0 | 20 | 10 |
| Selenium | 91.20 | 1.176 | 100.0 | ug/L | 90% | | 70-130 | 1 | 20 | 10 |
| Silver | 49.83 | ND | 50.00 | ug/L | 100% | | 70-130 | 0 | 20 | 10 |
| Thallium | 97.50 | 0.1660 | 100.0 | ug/L | 97% | | 70-130 | 4 | 20 | 10 |
| Tin | 71.34 | ND | 100.0 | ug/L | 71% | | 70-130 | 4 | 20 | 10 |
| Vanadium | 118.3 | 21.21 | 100.0 | ug/L | 97% | | 70-130 | 0 | 20 | 10 |
| Zinc | 140.2 | 38.38 | 100.0 | ug/L | 102% | | 70-130 | 1 | 20 | 10 |

# Batch QC

| Type: Blank | Lab ID: QC1359428 | Batch: 400622 |
|---|---|---|
| Matrix: Water | Method: EPA 245.1 | Prep Method: EPA 245.1 |

| QC1359428 Analyte | Result | Qual | Units | RL | MDL | Prepared | Analyzed |
|---|---|---|---|---|---|---|---|
| Mercury | ND | | ug/L | 0.40 | 0.063 | 04/13/26 | 04/13/26 |

| Type: Lab Control Sample | Lab ID: QC1359429 | Batch: 400622 |
|---|---|---|
| Matrix: Water | Method: EPA 245.1 | Prep Method: EPA 245.1 |

| QC1359429 Analyte | Result | Spiked | Units | Recovery | Qual | Limits |
|---|---|---|---|---|---|---|
| Mercury | 4.664 | 5.000 | ug/L | 93% | | 85-115 |

| Type: Matrix Spike | Lab ID: QC1359430 | Batch: 400622 |
|---|---|---|
| Matrix (Source ID): Water (557420-002) | Method: EPA 245.1 | Prep Method: EPA 245.1 |

| QC1359430 Analyte | Result | Source Sample Result | Spiked | Units | Recovery | Qual | Limits | DF |
|---|---|---|---|---|---|---|---|---|
| Mercury | 899.7 | ND | 1000 | ug/L | 90% | | 75-125 | 200 |

| Type: Matrix Spike Duplicate | Lab ID: QC1359431 | Batch: 400622 |
|---|---|---|
| Matrix (Source ID): Water (557420-002) | Method: EPA 245.1 | Prep Method: EPA 245.1 |

| QC1359431 Analyte | Result | Source Sample Result | Spiked | Units | Recovery | Qual | Limits | RPD | RPD Lim | DF |
|---|---|---|---|---|---|---|---|---|---|---|
| Mercury | 914.8 | ND | 1000 | ug/L | 91% | | 75-125 | 2 | 20 | 200 |

| Type: Blank | Lab ID: QC1359322 | Batch: 400590 |
|---|---|---|
| Matrix: Water | Method: EPA 300.0 | Prep Method: METHOD |

| QC1359322 Analyte | Result | Qual | Units | RL | MDL | Prepared | Analyzed |
|---|---|---|---|---|---|---|---|
| Fluoride | ND | | mg/L | 0.20 | 0.062 | 04/12/26 13:05 | 04/12/26 14:57 |
| Chloride | ND | | mg/L | 1.0 | 0.27 | 04/12/26 13:05 | 04/12/26 14:57 |
| Nitrogen, Nitrite | ND | | mg/L | 0.10 | 0.01 | 04/12/26 13:05 | 04/12/26 14:57 |
| Bromide | ND | | mg/L | 0.30 | 0.049 | 04/12/26 13:05 | 04/12/26 14:57 |
| Nitrogen, Nitrate | ND | | mg/L | 0.10 | 0.05 | 04/12/26 13:05 | 04/12/26 14:57 |
| Sulfate | ND | | mg/L | 1.0 | 0.26 | 04/12/26 13:05 | 04/12/26 14:57 |

| Type: Lab Control Sample | Lab ID: QC1359323 | Batch: 400590 |
|---|---|---|
| Matrix: Water | Method: EPA 300.0 | Prep Method: METHOD |

| QC1359323 Analyte | Result | Spiked | Units | Recovery | Qual | Limits |
|---|---|---|---|---|---|---|
| Fluoride | 10.36 | 10.00 | mg/L | 104% | | 90-110 |
| Chloride | 48.88 | 50.00 | mg/L | 98% | | 90-110 |
| Nitrogen, Nitrite | 4.714 | 4.567 | mg/L | 103% | | 90-110 |
| Bromide | 15.60 | 15.00 | mg/L | 104% | | 90-110 |
| Nitrogen, Nitrate | 4.673 | 4.518 | mg/L | 103% | | 90-110 |
| Sulfate | 26.46 | 25.00 | mg/L | 106% | | 90-110 |

# Batch QC

| Type: | Matrix Spike | Lab ID: | QC1359324 | Batch: | 400590 |
|---|---|---|---|---|---|
| Matrix (Source ID): | Water (557418-001) | Method: | EPA 300.0 | Prep Method: | METHOD |

| QC1359324 Analyte | Result | Source Sample Result | Spiked | Units | Recovery | Qual | Limits | DF |
|---|---|---|---|---|---|---|---|---|
| Fluoride | 29.26 | 0.4278 | 20.00 | mg/L | 144% | * | 80-129 | 1 |
| Chloride | 161.9 | 20.72 | 100.0 | mg/L | 141% | * | 80-123 | 1 |
| Nitrogen, Nitrite | 12.84 | 0.02719 | 9.134 | mg/L | 140% | * | 80-122 | 1 |
| Bromide | 21.25 | 0.1792 | 15.00 | mg/L | 140% | * | 80-121 | 1 |
| Nitrogen, Nitrate | 13.00 | 0.3109 | 9.036 | mg/L | 140% | * | 80-123 | 1 |
| Sulfate | 215.2 | 162.5 | 50.00 | mg/L | 105% | E | 79-124 | 1 |

| Type: | Matrix Spike Duplicate | Lab ID: | QC1359325 | Batch: | 400590 |
|---|---|---|---|---|---|
| Matrix (Source ID): | Water (557418-001) | Method: | EPA 300.0 | Prep Method: | METHOD |

| QC1359325 Analyte | Result | Source Sample Result | Spiked | Units | Recovery | Qual | Limits | RPD | RPD Lim | DF |
|---|---|---|---|---|---|---|---|---|---|---|
| Fluoride | 24.69 | 0.4278 | 20.00 | mg/L | 121% | | 80-129 | 17 | 21 | 1 |
| Chloride | 140.2 | 20.72 | 100.0 | mg/L | 119% | | 80-123 | 14 | 20 | 1 |
| Nitrogen, Nitrite | 10.79 | 0.02719 | 9.134 | mg/L | 118% | | 80-122 | 17 | 21 | 1 |
| Bromide | 17.86 | 0.1792 | 15.00 | mg/L | 118% | | 80-121 | 17 | 20 | 1 |
| Nitrogen, Nitrate | 10.95 | 0.3109 | 9.036 | mg/L | 118% | | 80-123 | 17 | 20 | 1 |
| Sulfate | 206.9 | 162.5 | 50.00 | mg/L | 89% | E | 79-124 | | 20 | 1 |

| Type: | Blank | Lab ID: | QC1359436 | Batch: | 400624 |
|---|---|---|---|---|---|
| Matrix: | Water | Method: | EPA 350.1 | Prep Method: | METHOD |

| QC1359436 Analyte | Result | Qual | Units | RL | MDL | Prepared | Analyzed |
|---|---|---|---|---|---|---|---|
| Ammonia-N | ND | | mg/L | 0.10 | 0.068 | 04/13/26 | 04/13/26 |

| Type: | Lab Control Sample | Lab ID: | QC1359437 | Batch: | 400624 |
|---|---|---|---|---|---|
| Matrix: | Water | Method: | EPA 350.1 | Prep Method: | METHOD |

| QC1359437 Analyte | Result | Spiked | Units | Recovery | Qual | Limits |
|---|---|---|---|---|---|---|
| Ammonia-N | 0.9038 | 1.000 | mg/L | 90% | | 90-110 |

| Type: | Matrix Spike | Lab ID: | QC1359438 | Batch: | 400624 |
|---|---|---|---|---|---|
| Matrix (Source ID): | Water (557375-010) | Method: | EPA 350.1 | Prep Method: | METHOD |

| QC1359438 Analyte | Result | Source Sample Result | Spiked | Units | Recovery | Qual | Limits | DF |
|---|---|---|---|---|---|---|---|---|
| Ammonia-N | 1.025 | ND | 1.000 | mg/L | 103% | | 90-110 | 1 |

# Batch QC

| | | | | | |
|---|---|---|---|---|---|
| **Type:** | **Matrix Spike Duplicate** | **Lab ID:** | **QC1359439** | **Batch:** | **400624** |
| **Matrix (Source ID):** | **Water (557375-010)** | **Method:** | **EPA 350.1** | **Prep Method:** | **METHOD** |

| QC1359439 Analyte | Result | Source Sample Result | Spiked | Units | Recovery | Qual | Limits | RPD | RPD Lim | DF |
|---|---|---|---|---|---|---|---|---|---|---|
| Ammonia-N | 1.056 | ND | 1.000 | mg/L | 106% | | 90-110 | 3 | 20 | 1 |

| | | | | | |
|---|---|---|---|---|---|
| **Type:** | **Blank** | **Lab ID:** | **QC1359597** | **Batch:** | **400663** |
| **Matrix:** | **Water** | **Method:** | **EPA 420.1** | **Prep Method:** | **METHOD** |

| QC1359597 Analyte | Result | Qual | Units | RL | MDL | Prepared | Analyzed |
|---|---|---|---|---|---|---|---|
| Total Phenolics | ND | | mg/L | 0.010 | 0.0056 | 04/13/26 | 04/13/26 |

| | | | | | |
|---|---|---|---|---|---|
| **Type:** | **Lab Control Sample** | **Lab ID:** | **QC1359598** | **Batch:** | **400663** |
| **Matrix:** | **Water** | **Method:** | **EPA 420.1** | **Prep Method:** | **METHOD** |

| QC1359598 Analyte | Result | Spiked | Units | Recovery | Qual | Limits |
|---|---|---|---|---|---|---|
| Total Phenolics | 0.07200 | 0.08000 | mg/L | 90% | | 80-120 |

| | | | | | |
|---|---|---|---|---|---|
| **Type:** | **Lab Control Sample Duplicate** | **Lab ID:** | **QC1359599** | **Batch:** | **400663** |
| **Matrix:** | **Water** | **Method:** | **EPA 420.1** | **Prep Method:** | **METHOD** |

| QC1359599 Analyte | Result | Spiked | Units | Recovery | Qual | Limits | RPD | RPD Lim |
|---|---|---|---|---|---|---|---|---|
| Total Phenolics | 0.07400 | 0.08000 | mg/L | 93% | | 80-120 | 3 | 20 |

# Batch QC

| Type: Blank | Lab ID: QC1359238 | Batch: 400571 |
|---|---|---|
| Matrix: Water | | |

| QC1359238 Analyte | Result | Qual | Units | RL | MDL | Prepared | Analyzed |
|---|---|---|---|---|---|---|---|
| Method: EPA 625.1<br>Prep Method: EPA 3510C | | | | | | | |
| a-Terpineol | ND | | ug/L | 10 | 2.1 | 04/12/26 | 04/12/26 |
| Benzoic acid | ND | | ug/L | 50 | 11 | 04/12/26 | 04/12/26 |
| 2-Methylphenol | ND | | ug/L | 10 | 3.2 | 04/12/26 | 04/12/26 |
| Pyridine | ND | | ug/L | 10 | 2.8 | 04/12/26 | 04/12/26 |
| Phenol | ND | | ug/L | 10 | 2.1 | 04/12/26 | 04/12/26 |
| Naphthalene | ND | | ug/L | 10 | 3.6 | 04/12/26 | 04/12/26 |
| 3-,4-Methylphenol | ND | | ug/L | 10 | 3.0 | 04/12/26 | 04/12/26 |
| Cresol | ND | | ug/L | 10 | | 04/12/26 | 04/12/26 |
| **Surrogates** | | | | **Limits** | | | |
| 2-Fluorophenol | 53% | | %REC | 36-95 | | 04/12/26 | 04/12/26 |
| Phenol-d6 | 34% | | %REC | 28-82 | | 04/12/26 | 04/12/26 |
| 2,4,6-Tribromophenol | 86% | | %REC | 61-140 | | 04/12/26 | 04/12/26 |
| Nitrobenzene-d5 | 73% | | %REC | 48-123 | | 04/12/26 | 04/12/26 |
| 2-Fluorobiphenyl | 77% | | %REC | 51-105 | | 04/12/26 | 04/12/26 |
| Terphenyl-d14 | 85% | | %REC | 65-117 | | 04/12/26 | 04/12/26 |
| Method: EPA 8270E<br>Prep Method: EPA 3510C | | | | | | | |
| Carbazole | ND | | ug/L | 10 | 2.8 | 04/12/26 | 04/12/26 |
| N-Nitrosodimethylamine | ND | | ug/L | 10 | 2.9 | 04/12/26 | 04/12/26 |
| Aniline | ND | | ug/L | 10 | 2.8 | 04/12/26 | 04/12/26 |
| bis(2-Chloroethyl)ether | ND | | ug/L | 25 | 3.7 | 04/12/26 | 04/12/26 |
| 2-Chlorophenol | ND | | ug/L | 10 | 3.6 | 04/12/26 | 04/12/26 |
| 1,3-Dichlorobenzene | ND | | ug/L | 10 | 3.3 | 04/12/26 | 04/12/26 |
| 1,4-Dichlorobenzene | ND | | ug/L | 10 | 3.4 | 04/12/26 | 04/12/26 |
| Benzyl alcohol | ND | | ug/L | 25 | 5.8 | 04/12/26 | 04/12/26 |
| 1,2-Dichlorobenzene | ND | | ug/L | 10 | 3.3 | 04/12/26 | 04/12/26 |
| bis(2-Chloroisopropyl) ether | ND | | ug/L | 10 | 3.8 | 04/12/26 | 04/12/26 |
| N-Nitroso-di-n-propylamine | ND | | ug/L | 10 | 3.9 | 04/12/26 | 04/12/26 |
| Hexachloroethane | ND | | ug/L | 10 | 3.0 | 04/12/26 | 04/12/26 |
| Nitrobenzene | ND | | ug/L | 25 | 8.4 | 04/12/26 | 04/12/26 |
| Isophorone | ND | | ug/L | 10 | 3.7 | 04/12/26 | 04/12/26 |
| 2-Nitrophenol | ND | | ug/L | 10 | 5.4 | 04/12/26 | 04/12/26 |
| 2,4-Dimethylphenol | ND | | ug/L | 10 | 3.2 | 04/12/26 | 04/12/26 |
| bis(2-Chloroethoxy)methane | ND | | ug/L | 10 | 3.7 | 04/12/26 | 04/12/26 |
| 2,4-Dichlorophenol | ND | | ug/L | 10 | 3.7 | 04/12/26 | 04/12/26 |
| 1,2,4-Trichlorobenzene | ND | | ug/L | 10 | 3.4 | 04/12/26 | 04/12/26 |
| 4-Chloroaniline | ND | | ug/L | 10 | 3.1 | 04/12/26 | 04/12/26 |
| Hexachlorobutadiene | ND | | ug/L | 10 | 2.2 | 04/12/26 | 04/12/26 |
| 4-Chloro-3-methylphenol | ND | | ug/L | 10 | 3.6 | 04/12/26 | 04/12/26 |
| 2-Methylnaphthalene | ND | | ug/L | 10 | 3.4 | 04/12/26 | 04/12/26 |
| Hexachlorocyclopentadiene | ND | | ug/L | 25 | 7.8 | 04/12/26 | 04/12/26 |
| 2,4,6-Trichlorophenol | ND | | ug/L | 10 | 4.1 | 04/12/26 | 04/12/26 |
| 2,4,5-Trichlorophenol | ND | | ug/L | 10 | 3.7 | 04/12/26 | 04/12/26 |
| 2-Chloronaphthalene | ND | | ug/L | 10 | 3.4 | 04/12/26 | 04/12/26 |
| 2-Nitroaniline | ND | | ug/L | 50 | 4.3 | 04/12/26 | 04/12/26 |

# Batch QC

| QC1359238 Analyte | Result | Qual | Units | RL | MDL | Prepared | Analyzed |
|---|---|---|---|---|---|---|---|
| Dimethylphthalate | ND | | ug/L | 10 | 3.4 | 04/12/26 | 04/12/26 |
| Acenaphthylene | ND | | ug/L | 10 | 3.9 | 04/12/26 | 04/12/26 |
| 2,6-Dinitrotoluene | ND | | ug/L | 10 | 4.4 | 04/12/26 | 04/12/26 |
| 3-Nitroaniline | ND | | ug/L | 10 | 4.0 | 04/12/26 | 04/12/26 |
| Acenaphthene | ND | | ug/L | 10 | 3.2 | 04/12/26 | 04/12/26 |
| 2,4-Dinitrophenol | ND | | ug/L | 50 | 15 | 04/12/26 | 04/12/26 |
| 4-Nitrophenol | ND | | ug/L | 50 | 8.5 | 04/12/26 | 04/12/26 |
| Dibenzofuran | ND | | ug/L | 10 | 3.2 | 04/12/26 | 04/12/26 |
| 2,4-Dinitrotoluene | ND | | ug/L | 10 | 4.3 | 04/12/26 | 04/12/26 |
| Diethylphthalate | ND | | ug/L | 10 | 2.9 | 04/12/26 | 04/12/26 |
| Fluorene | ND | | ug/L | 10 | 3.1 | 04/12/26 | 04/12/26 |
| 4-Chlorophenyl-phenylether | ND | | ug/L | 10 | 3.1 | 04/12/26 | 04/12/26 |
| 4-Nitroaniline | ND | | ug/L | 10 | 3.3 | 04/12/26 | 04/12/26 |
| 4,6-Dinitro-2-methylphenol | ND | | ug/L | 50 | 17 | 04/12/26 | 04/12/26 |
| N-Nitrosodiphenylamine | ND | | ug/L | 10 | 4.0 | 04/12/26 | 04/12/26 |
| 1,2-diphenylhydrazine (as azobenzene) | ND | | ug/L | 10 | 2.9 | 04/12/26 | 04/12/26 |
| 4-Bromophenyl-phenylether | ND | | ug/L | 10 | 3.3 | 04/12/26 | 04/12/26 |
| Hexachlorobenzene | ND | | ug/L | 10 | 3.0 | 04/12/26 | 04/12/26 |
| Pentachlorophenol | ND | | ug/L | 25 | 5.7 | 04/12/26 | 04/12/26 |
| Phenanthrene | ND | | ug/L | 10 | 2.9 | 04/12/26 | 04/12/26 |
| Anthracene | ND | | ug/L | 10 | 2.8 | 04/12/26 | 04/12/26 |
| Di-n-butylphthalate | ND | | ug/L | 10 | 3.0 | 04/12/26 | 04/12/26 |
| Fluoranthene | ND | | ug/L | 10 | 2.8 | 04/12/26 | 04/12/26 |
| Benzidine | ND | | ug/L | 50 | 19 | 04/12/26 | 04/12/26 |
| Pyrene | ND | | ug/L | 10 | 2.7 | 04/12/26 | 04/12/26 |
| Butylbenzylphthalate | ND | | ug/L | 10 | 3.6 | 04/12/26 | 04/12/26 |
| 3,3'-Dichlorobenzidine | ND | | ug/L | 25 | 5.2 | 04/12/26 | 04/12/26 |
| Benzo(a)anthracene | ND | | ug/L | 10 | 2.4 | 04/12/26 | 04/12/26 |
| Chrysene | ND | | ug/L | 10 | 2.5 | 04/12/26 | 04/12/26 |
| bis(2-Ethylhexyl)phthalate | ND | | ug/L | 10 | 3.3 | 04/12/26 | 04/12/26 |
| Di-n-octylphthalate | ND | | ug/L | 10 | 4.7 | 04/12/26 | 04/12/26 |
| Benzo(b)fluoranthene | ND | | ug/L | 10 | 3.0 | 04/12/26 | 04/12/26 |
| Benzo(k)fluoranthene | ND | | ug/L | 10 | 3.1 | 04/12/26 | 04/12/26 |
| Benzo(a)pyrene | ND | | ug/L | 10 | 3.1 | 04/12/26 | 04/12/26 |
| Indeno(1,2,3-cd)pyrene | ND | | ug/L | 10 | 4.2 | 04/12/26 | 04/12/26 |
| Dibenz(a,h)anthracene | ND | | ug/L | 10 | 4.2 | 04/12/26 | 04/12/26 |
| Benzo(g,h,i)perylene | ND | | ug/L | 10 | 4.1 | 04/12/26 | 04/12/26 |
| **Surrogates** | | | | **Limits** | | | |
| 2-Fluorophenol | 53% | | %REC | 15-120 | | 04/12/26 | 04/12/26 |
| Phenol-d6 | 34% | | %REC | 15-120 | | 04/12/26 | 04/12/26 |
| 2,4,6-Tribromophenol | 86% | | %REC | 15-140 | | 04/12/26 | 04/12/26 |
| Nitrobenzene-d5 | 73% | | %REC | 15-123 | | 04/12/26 | 04/12/26 |
| 2-Fluorobiphenyl | 77% | | %REC | 15-120 | | 04/12/26 | 04/12/26 |
| Terphenyl-d14 | 85% | | %REC | 15-120 | | 04/12/26 | 04/12/26 |

# Batch QC

**Type: Lab Control Sample** **Lab ID: QC1359239** **Batch: 400571**
**Matrix: Water**

| QC1359239 Analyte | Result | Spiked | Units | Recovery | Qual | Limits |
|---|---|---|---|---|---|---|
| Method: EPA 625.1<br>Prep Method: EPA 3510C | | | | | | |
| 2-Methylphenol | 62.26 | 75.00 | ug/L | 83% | | 44-120 |
| Pyridine | 43.86 | 75.00 | ug/L | 58% | | 13-120 |
| Phenol | 29.28 | 75.00 | ug/L | 39% | | 10-85 |
| Naphthalene | 63.72 | 75.00 | ug/L | 85% | | 23-133 |
| 3-,4-Methylphenol | 61.59 | 75.00 | ug/L | 82% | | 40-120 |
| a-Terpineol | 71.35 | 75.00 | ug/L | 95% | | 70-130 |
| **Surrogates** | | | | | | |
| 2-Fluorophenol | 21.50 | 40.00 | ug/L | 54% | | 36-95 |
| Phenol-d6 | 14.31 | 40.00 | ug/L | 36% | | 28-82 |
| 2,4,6-Tribromophenol | 38.40 | 40.00 | ug/L | 96% | | 61-140 |
| Nitrobenzene-d5 | 31.46 | 40.00 | ug/L | 79% | | 48-123 |
| 2-Fluorobiphenyl | 32.79 | 40.00 | ug/L | 82% | | 51-105 |
| Terphenyl-d14 | 35.33 | 40.00 | ug/L | 88% | | 65-117 |
| Method: EPA 8270E<br>Prep Method: EPA 3510C | | | | | | |
| Phenol | 29.28 | 75.00 | ug/L | 39% | | 14-120 |
| 2-Chlorophenol | 68.77 | 75.00 | ug/L | 92% | | 46-120 |
| 1,4-Dichlorobenzene | 52.26 | 75.00 | ug/L | 70% | | 42-120 |
| 3-,4-Methylphenol | 61.59 | 75.00 | ug/L | 82% | | 40-120 |
| N-Nitroso-di-n-propylamine | 70.08 | 75.00 | ug/L | 93% | | 54-121 |
| 2,4-Dimethylphenol | 73.10 | 75.00 | ug/L | 97% | | 48-120 |
| 1,2,4-Trichlorobenzene | 60.21 | 75.00 | ug/L | 80% | | 45-120 |
| 4-Chloro-3-methylphenol | 79.49 | 75.00 | ug/L | 106% | | 60-121 |
| 2,4,5-Trichlorophenol | 79.52 | 75.00 | ug/L | 106% | | 62-124 |
| Acenaphthene | 73.05 | 75.00 | ug/L | 97% | | 56-120 |
| 4-Nitrophenol | 37.43 | 75.00 | ug/L | 50% | | 17-120 |
| 2,4-Dinitrotoluene | 77.56 | 75.00 | ug/L | 103% | | 69-127 |
| Pentachlorophenol | 84.44 | 75.00 | ug/L | 113% | | 51-120 |
| Pyrene | 74.37 | 75.00 | ug/L | 99% | | 68-123 |
| Chrysene | 73.43 | 75.00 | ug/L | 98% | | 66-120 |
| Benzo(b)fluoranthene | 80.70 | 75.00 | ug/L | 108% | | 67-120 |
| **Surrogates** | | | | | | |
| 2-Fluorophenol | 21.50 | 40.00 | ug/L | 54% | | 15-120 |
| Phenol-d6 | 14.31 | 40.00 | ug/L | 36% | | 15-120 |
| 2,4,6-Tribromophenol | 38.40 | 40.00 | ug/L | 96% | | 15-140 |
| Nitrobenzene-d5 | 31.46 | 40.00 | ug/L | 79% | | 15-123 |
| 2-Fluorobiphenyl | 32.79 | 40.00 | ug/L | 82% | | 15-120 |
| Terphenyl-d14 | 35.33 | 40.00 | ug/L | 88% | | 15-120 |

# Batch QC

**Type:** Lab Control Sample Duplicate **Lab ID:** QC1359240 **Batch:** 400571
**Matrix:** Water

| QC1359240 Analyte | Result | Spiked | Units | Recovery | Qual | Limits | RPD | RPD Lim |
|---|---|---|---|---|---|---|---|---|
| Method: EPA 625.1<br>Prep Method: EPA 3510C | | | | | | | | |
| 2-Methylphenol | 61.86 | 75.00 | ug/L | 82% | | 44-120 | 1 | 51 |
| Pyridine | 43.88 | 75.00 | ug/L | 59% | | 13-120 | 0 | 62 |
| Phenol | 29.57 | 75.00 | ug/L | 39% | | 10-85 | 1 | 52 |
| Naphthalene | 62.60 | 75.00 | ug/L | 83% | | 23-133 | 2 | 50 |
| 3-,4-Methylphenol | 61.12 | 75.00 | ug/L | 81% | | 40-120 | 1 | 51 |
| a-Terpineol | 70.51 | 75.00 | ug/L | 94% | | 70-130 | 1 | 30 |
| **Surrogates** | | | | | | | | |
| 2-Fluorophenol | 21.64 | 40.00 | ug/L | 54% | | 36-95 | | |
| Phenol-d6 | 14.14 | 40.00 | ug/L | 35% | | 28-82 | | |
| 2,4,6-Tribromophenol | 38.66 | 40.00 | ug/L | 97% | | 61-140 | | |
| Nitrobenzene-d5 | 32.62 | 40.00 | ug/L | 82% | | 48-123 | | |
| 2-Fluorobiphenyl | 30.88 | 40.00 | ug/L | 77% | | 51-105 | | |
| Terphenyl-d14 | 35.97 | 40.00 | ug/L | 90% | | 65-117 | | |
| Method: EPA 8270E<br>Prep Method: EPA 3510C | | | | | | | | |
| Phenol | 29.57 | 75.00 | ug/L | 39% | | 14-120 | 1 | 52 |
| 2-Chlorophenol | 69.27 | 75.00 | ug/L | 92% | | 46-120 | 1 | 52 |
| 1,4-Dichlorobenzene | 51.78 | 75.00 | ug/L | 69% | | 42-120 | 1 | 53 |
| 3-,4-Methylphenol | 61.12 | 75.00 | ug/L | 81% | | 40-120 | 1 | 51 |
| N-Nitroso-di-n-propylamine | 68.95 | 75.00 | ug/L | 92% | | 54-121 | 2 | 52 |
| 2,4-Dimethylphenol | 72.73 | 75.00 | ug/L | 97% | | 48-120 | 1 | 52 |
| 1,2,4-Trichlorobenzene | 60.75 | 75.00 | ug/L | 81% | | 45-120 | 1 | 54 |
| 4-Chloro-3-methylphenol | 78.28 | 75.00 | ug/L | 104% | | 60-121 | 2 | 47 |
| 2,4,5-Trichlorophenol | 79.76 | 75.00 | ug/L | 106% | | 62-124 | 0 | 46 |
| Acenaphthene | 70.64 | 75.00 | ug/L | 94% | | 56-120 | 3 | 46 |
| 4-Nitrophenol | 36.29 | 75.00 | ug/L | 48% | | 17-120 | 3 | 44 |
| 2,4-Dinitrotoluene | 76.31 | 75.00 | ug/L | 102% | | 69-127 | 2 | 40 |
| Pentachlorophenol | 82.25 | 75.00 | ug/L | 110% | | 51-120 | 3 | 42 |
| Pyrene | 75.06 | 75.00 | ug/L | 100% | | 68-123 | 1 | 39 |
| Chrysene | 75.39 | 75.00 | ug/L | 101% | | 66-120 | 3 | 38 |
| Benzo(b)fluoranthene | 81.62 | 75.00 | ug/L | 109% | | 67-120 | 1 | 39 |
| **Surrogates** | | | | | | | | |
| 2-Fluorophenol | 21.64 | 40.00 | ug/L | 54% | | 15-120 | | |
| Phenol-d6 | 14.14 | 40.00 | ug/L | 35% | | 15-120 | | |
| 2,4,6-Tribromophenol | 38.66 | 40.00 | ug/L | 97% | | 15-140 | | |
| Nitrobenzene-d5 | 32.62 | 40.00 | ug/L | 82% | | 15-123 | | |
| 2-Fluorobiphenyl | 30.88 | 40.00 | ug/L | 77% | | 15-120 | | |
| Terphenyl-d14 | 35.97 | 40.00 | ug/L | 90% | | 15-120 | | |

# Batch QC

| Type: Blank | Lab ID: QC1359362 | Batch: 400599 |
|---|---|---|
| Matrix: Water | | |

| QC1359362 Analyte | Result | Qual | Units | RL | MDL | Prepared | Analyzed |
|---|---|---|---|---|---|---|---|
| Method: EPA 8081A<br>Prep Method: EPA 3510C | | | | | | | |
| alpha-BHC | ND | | ug/L | 0.05 | 0.01 | 04/12/26 | 04/12/26 |
| beta-BHC | ND | | ug/L | 0.05 | 0.02 | 04/12/26 | 04/12/26 |
| gamma-BHC | ND | | ug/L | 0.05 | 0.01 | 04/12/26 | 04/12/26 |
| delta-BHC | ND | | ug/L | 0.05 | 0.009 | 04/12/26 | 04/12/26 |
| Heptachlor | ND | | ug/L | 0.05 | 0.02 | 04/12/26 | 04/12/26 |
| Aldrin | ND | | ug/L | 0.05 | 0.02 | 04/12/26 | 04/12/26 |
| Heptachlor epoxide | ND | | ug/L | 0.05 | 0.01 | 04/12/26 | 04/12/26 |
| Endosulfan I | ND | | ug/L | 0.05 | 0.02 | 04/12/26 | 04/12/26 |
| Dieldrin | ND | | ug/L | 0.1 | 0.01 | 04/12/26 | 04/12/26 |
| 4,4'-DDE | ND | | ug/L | 0.1 | 0.03 | 04/12/26 | 04/12/26 |
| Endrin | ND | | ug/L | 0.1 | 0.01 | 04/12/26 | 04/12/26 |
| Endosulfan II | ND | | ug/L | 0.1 | 0.01 | 04/12/26 | 04/12/26 |
| Endosulfan sulfate | ND | | ug/L | 0.1 | 0.02 | 04/12/26 | 04/12/26 |
| 4,4'-DDD | ND | | ug/L | 0.1 | 0.03 | 04/12/26 | 04/12/26 |
| Endrin aldehyde | ND | | ug/L | 0.1 | 0.03 | 04/12/26 | 04/12/26 |
| Endrin ketone | ND | | ug/L | 0.1 | 0.03 | 04/12/26 | 04/12/26 |
| 4,4'-DDT | ND | | ug/L | 0.1 | 0.07 | 04/12/26 | 04/12/26 |
| Methoxychlor | ND | | ug/L | 0.1 | 0.04 | 04/12/26 | 04/12/26 |
| Toxaphene | ND | | ug/L | 2.0 | 0.6 | 04/12/26 | 04/12/26 |
| Chlordane (Technical) | ND | | ug/L | 1.0 | 0.3 | 04/12/26 | 04/12/26 |
| **Surrogates** | | | | **Limits** | | | |
| TCMX | 92% | | %REC | 29-120 | | 04/12/26 | 04/12/26 |
| Decachlorobiphenyl | 113% | | %REC | 33-132 | | 04/12/26 | 04/12/26 |
| Method: EPA 8082<br>Prep Method: EPA 3510C | | | | | | | |
| Aroclor-1016 | ND | | ug/L | 0.50 | 0.24 | 04/12/26 | 04/12/26 |
| Aroclor-1221 | ND | | ug/L | 0.50 | 0.44 | 04/12/26 | 04/12/26 |
| Aroclor-1232 | ND | | ug/L | 0.50 | 0.24 | 04/12/26 | 04/12/26 |
| Aroclor-1242 | ND | | ug/L | 0.50 | 0.32 | 04/12/26 | 04/12/26 |
| Aroclor-1248 | ND | | ug/L | 0.50 | 0.22 | 04/12/26 | 04/12/26 |
| Aroclor-1254 | ND | | ug/L | 0.50 | 0.31 | 04/12/26 | 04/12/26 |
| Aroclor-1260 | ND | | ug/L | 0.50 | 0.29 | 04/12/26 | 04/12/26 |
| Aroclor-1262 | ND | | ug/L | 0.50 | 0.27 | 04/12/26 | 04/12/26 |
| Aroclor-1268 | ND | | ug/L | 0.50 | 0.28 | 04/12/26 | 04/12/26 |
| **Surrogates** | | | | **Limits** | | | |
| Decachlorobiphenyl (PCB) | 106% | | %REC | 28-138 | | 04/12/26 | 04/12/26 |

# Batch QC

| | | | | | |
|---|---|---|---|---|---|
| **Type:** | **Lab Control Sample** | **Lab ID:** | **QC1359363** | **Batch:** | **400599** |
| **Matrix:** | **Water** | **Method:** | **EPA 8081A** | **Prep Method:** | **EPA 3510C** |

| QC1359363 Analyte | Result | Spiked | Units | Recovery | Qual | Limits |
|---|---|---|---|---|---|---|
| alpha-BHC | 0.5020 | 0.5000 | ug/L | 100% | | 66-121 |
| beta-BHC | 0.5204 | 0.5000 | ug/L | 104% | | 73-120 |
| gamma-BHC | 0.5205 | 0.5000 | ug/L | 104% | | 68-125 |
| delta-BHC | 0.5046 | 0.5000 | ug/L | 101% | | 68-131 |
| Heptachlor | 0.5147 | 0.5000 | ug/L | 103% | | 63-120 |
| Aldrin | 0.4471 | 0.5000 | ug/L | 89% | | 56-120 |
| Heptachlor epoxide | 0.5259 | 0.5000 | ug/L | 105% | # | 65-120 |
| Endosulfan I | 0.4840 | 0.5000 | ug/L | 97% | | 68-124 |
| Dieldrin | 0.4815 | 0.5000 | ug/L | 96% | | 66-124 |
| 4,4'-DDE | 0.5322 | 0.5000 | ug/L | 106% | | 67-131 |
| Endrin | 0.5479 | 0.5000 | ug/L | 110% | | 68-135 |
| Endosulfan II | 0.5458 | 0.5000 | ug/L | 109% | # | 71-130 |
| Endosulfan sulfate | 0.5261 | 0.5000 | ug/L | 105% | | 68-128 |
| 4,4'-DDD | 0.4989 | 0.5000 | ug/L | 100% | | 65-130 |
| Endrin aldehyde | 0.4716 | 0.5000 | ug/L | 94% | | 67-124 |
| Endrin ketone | 0.5545 | 0.5000 | ug/L | 111% | | 69-137 |
| 4,4'-DDT | 0.5521 | 0.5000 | ug/L | 110% | | 65-136 |
| Methoxychlor | 0.6454 | 0.5000 | ug/L | 129% | # | 69-150 |
| **Surrogates** | | | | | | |
| TCMX | 0.3900 | 0.5000 | ug/L | 78% | | 29-120 |
| Decachlorobiphenyl | 0.6356 | 0.5000 | ug/L | 127% | | 33-132 |

# Batch QC

| Type: | Lab Control Sample Duplicate | Lab ID: | QC1359364 | Batch: | 400599 |
|---|---|---|---|---|---|
| Matrix: | Water | Method: | EPA 8081A | Prep Method: | EPA 3510C |

| QC1359364 Analyte | Result | Spiked | Units | Recovery | Qual | Limits | RPD | RPD Lim |
|---|---|---|---|---|---|---|---|---|
| alpha-BHC | 0.5501 | 0.5000 | ug/L | 110% | | 66-121 | 9 | 20 |
| beta-BHC | 0.5394 | 0.5000 | ug/L | 108% | | 73-120 | 4 | 20 |
| gamma-BHC | 0.5622 | 0.5000 | ug/L | 112% | | 68-125 | 8 | 20 |
| delta-BHC | 0.5506 | 0.5000 | ug/L | 110% | | 68-131 | 9 | 20 |
| Heptachlor | 0.5549 | 0.5000 | ug/L | 111% | | 63-120 | 8 | 24 |
| Aldrin | 0.4888 | 0.5000 | ug/L | 98% | | 56-120 | 9 | 30 |
| Heptachlor epoxide | 0.5646 | 0.5000 | ug/L | 113% | # | 65-120 | 7 | 20 |
| Endosulfan I | 0.5207 | 0.5000 | ug/L | 104% | | 68-124 | 7 | 20 |
| Dieldrin | 0.5140 | 0.5000 | ug/L | 103% | | 66-124 | 7 | 22 |
| 4,4'-DDE | 0.5730 | 0.5000 | ug/L | 115% | | 67-131 | 7 | 21 |
| Endrin | 0.5890 | 0.5000 | ug/L | 118% | | 68-135 | 7 | 20 |
| Endosulfan II | 0.5746 | 0.5000 | ug/L | 115% | # | 71-130 | 5 | 21 |
| Endosulfan sulfate | 0.5541 | 0.5000 | ug/L | 111% | | 68-128 | 5 | 21 |
| 4,4'-DDD | 0.5334 | 0.5000 | ug/L | 107% | | 65-130 | 7 | 22 |
| Endrin aldehyde | 0.5044 | 0.5000 | ug/L | 101% | | 67-124 | 7 | 20 |
| Endrin ketone | 0.5897 | 0.5000 | ug/L | 118% | | 69-137 | 6 | 21 |
| 4,4'-DDT | 0.5833 | 0.5000 | ug/L | 117% | | 65-136 | 6 | 23 |
| Methoxychlor | 0.6682 | 0.5000 | ug/L | 134% | # | 69-150 | 3 | 23 |
| **Surrogates** | | | | | | | | |
| TCMX | 0.4320 | 0.5000 | ug/L | 86% | | 29-120 | | |
| Decachlorobiphenyl | 0.6366 | 0.5000 | ug/L | 127% | | 33-132 | | |

| Type: | Lab Control Sample | Lab ID: | QC1359365 | Batch: | 400599 |
|---|---|---|---|---|---|
| Matrix: | Water | Method: | EPA 8082 | Prep Method: | EPA 3510C |

| QC1359365 Analyte | Result | Spiked | Units | Recovery | Qual | Limits |
|---|---|---|---|---|---|---|
| Aroclor-1016 | 5.457 | 5.000 | ug/L | 109% | | 69-120 |
| Aroclor-1260 | 5.898 | 5.000 | ug/L | 118% | | 72-124 |
| **Surrogates** | | | | | | |
| Decachlorobiphenyl (PCB) | 0.5396 | 0.5000 | ug/L | 108% | | 28-138 |

| Type: | Lab Control Sample Duplicate | Lab ID: | QC1359366 | Batch: | 400599 |
|---|---|---|---|---|---|
| Matrix: | Water | Method: | EPA 8082 | Prep Method: | EPA 3510C |

| QC1359366 Analyte | Result | Spiked | Units | Recovery | Qual | Limits | RPD | RPD Lim |
|---|---|---|---|---|---|---|---|---|
| Aroclor-1016 | 5.863 | 5.000 | ug/L | 117% | | 69-120 | 7 | 22 |
| Aroclor-1260 | 5.980 | 5.000 | ug/L | 120% | | 72-124 | 1 | 25 |
| **Surrogates** | | | | | | | | |
| Decachlorobiphenyl (PCB) | 0.5388 | 0.5000 | ug/L | 108% | | 28-138 | | |

# Batch QC

| Type: | Lab Control Sample | Lab ID: | QC1359501 | Batch: | 400639 |
|---|---|---|---|---|---|
| Matrix: | Water | Method: | EPA 8260B | Prep Method: | EPA 5030B |

| QC1359501 Analyte | Result | Spiked | Units | Recovery | Qual | Limits |
|---|---|---|---|---|---|---|
| 1,1-Dichloroethene | 43.44 | 50.00 | ug/L | 87% | | 69-128 |
| MTBE | 48.79 | 50.00 | ug/L | 98% | | 66-125 |
| Benzene | 47.86 | 50.00 | ug/L | 96% | | 76-121 |
| Trichloroethene | 47.41 | 50.00 | ug/L | 95% | | 76-124 |
| Toluene | 44.79 | 50.00 | ug/L | 90% | | 76-120 |
| Chlorobenzene | 45.70 | 50.00 | ug/L | 91% | | 78-120 |
| **Surrogates** | | | | | | |
| Dibromofluoromethane | 48.95 | 50.00 | ug/L | 98% | | 70-130 |
| 1,2-Dichloroethane-d4 | 48.38 | 50.00 | ug/L | 97% | | 70-130 |
| Toluene-d8 | 49.22 | 50.00 | ug/L | 98% | | 70-130 |
| Bromofluorobenzene | 51.48 | 50.00 | ug/L | 103% | | 70-130 |

| Type: | Lab Control Sample Duplicate | Lab ID: | QC1359502 | Batch: | 400639 |
|---|---|---|---|---|---|
| Matrix: | Water | Method: | EPA 8260B | Prep Method: | EPA 5030B |

| QC1359502 Analyte | Result | Spiked | Units | Recovery | Qual | Limits | RPD | RPD Lim |
|---|---|---|---|---|---|---|---|---|
| 1,1-Dichloroethene | 42.16 | 50.00 | ug/L | 84% | | 69-128 | 3 | 23 |
| MTBE | 48.07 | 50.00 | ug/L | 96% | | 66-125 | 1 | 22 |
| Benzene | 46.84 | 50.00 | ug/L | 94% | | 76-121 | 2 | 21 |
| Trichloroethene | 48.11 | 50.00 | ug/L | 96% | | 76-124 | 1 | 22 |
| Toluene | 45.27 | 50.00 | ug/L | 91% | | 76-120 | 1 | 21 |
| Chlorobenzene | 45.58 | 50.00 | ug/L | 91% | | 78-120 | 0 | 20 |
| **Surrogates** | | | | | | | | |
| Dibromofluoromethane | 47.74 | 50.00 | ug/L | 95% | | 70-130 | | |
| 1,2-Dichloroethane-d4 | 47.36 | 50.00 | ug/L | 95% | | 70-130 | | |
| Toluene-d8 | 49.40 | 50.00 | ug/L | 99% | | 70-130 | | |
| Bromofluorobenzene | 50.72 | 50.00 | ug/L | 101% | | 70-130 | | |

# Batch QC

| | | | | | |
|---|---|---|---|---|---|
| **Type:** | **Blank** | **Lab ID:** | **QC1359507** | **Batch:** | **400639** |
| **Matrix:** | **Water** | **Method:** | **EPA 8260B** | **Prep Method:** | **EPA 5030B** |

| QC1359507 Analyte | Result | Qual | Units | RL | MDL | Prepared | Analyzed |
|---|---|---|---|---|---|---|---|
| Carbon Disulfide | ND | | ug/L | 5.0 | 0.3 | 04/13/26 | 04/13/26 |
| Chloroprene | ND | | ug/L | 200 | 0.3 | 04/13/26 | 04/13/26 |
| 3-Chloropropene | ND | | ug/L | 5.0 | 0.2 | 04/13/26 | 04/13/26 |
| Ethyl methacrylate | ND | | ug/L | 50 | 2.4 | 04/13/26 | 04/13/26 |
| Ethanol | ND | | ug/L | 500 | 130 | 04/13/26 | 04/13/26 |
| 2-Hexanone | ND | | ug/L | 5.0 | 0.6 | 04/13/26 | 04/13/26 |
| Isopropanol (IPA) | ND | | ug/L | 200 | 40 | 04/13/26 | 04/13/26 |
| Methyl acrylonitrile | ND | | ug/L | 35 | 1.3 | 04/13/26 | 04/13/26 |
| Vinyl Acetate | ND | | ug/L | 50 | 2.4 | 04/13/26 | 04/13/26 |
| Acrolein | ND | | ug/L | 200 | 2.0 | 04/13/26 | 04/13/26 |
| Acrylonitrile | ND | | ug/L | 10 | 0.3 | 04/13/26 | 04/13/26 |
| Freon 12 | ND | | ug/L | 5.0 | 0.2 | 04/13/26 | 04/13/26 |
| Chloromethane | ND | | ug/L | 5.0 | 0.1 | 04/13/26 | 04/13/26 |
| Vinyl Chloride | ND | | ug/L | 5.0 | 0.1 | 04/13/26 | 04/13/26 |
| Bromomethane | ND | | ug/L | 5.0 | 0.3 | 04/13/26 | 04/13/26 |
| Chloroethane | ND | | ug/L | 5.0 | 0.05 | 04/13/26 | 04/13/26 |
| Trichlorofluoromethane | ND | | ug/L | 5.0 | 0.08 | 04/13/26 | 04/13/26 |
| Iodomethane | ND | | ug/L | 5.0 | | 04/13/26 | 04/13/26 |
| Acetone | ND | | ug/L | 100 | 8.8 | 04/13/26 | 04/13/26 |
| Freon 113 | ND | | ug/L | 5.0 | 0.1 | 04/13/26 | 04/13/26 |
| 1,1-Dichloroethene | ND | | ug/L | 5.0 | 0.1 | 04/13/26 | 04/13/26 |
| Methylene Chloride | ND | | ug/L | 10 | 0.2 | 04/13/26 | 04/13/26 |
| MTBE | ND | | ug/L | 5.0 | 0.1 | 04/13/26 | 04/13/26 |
| trans-1,2-Dichloroethene | ND | | ug/L | 5.0 | 0.1 | 04/13/26 | 04/13/26 |
| 1,1-Dichloroethane | ND | | ug/L | 5.0 | 0.07 | 04/13/26 | 04/13/26 |
| 2-Butanone | ND | | ug/L | 10 | 0.9 | 04/13/26 | 04/13/26 |
| cis-1,2-Dichloroethene | ND | | ug/L | 5.0 | 0.09 | 04/13/26 | 04/13/26 |
| 2,2-Dichloropropane | ND | | ug/L | 5.0 | 0.09 | 04/13/26 | 04/13/26 |
| Chloroform | ND | | ug/L | 5.0 | 0.07 | 04/13/26 | 04/13/26 |
| Bromochloromethane | ND | | ug/L | 5.0 | 0.1 | 04/13/26 | 04/13/26 |
| 1,1,1-Trichloroethane | ND | | ug/L | 5.0 | 0.03 | 04/13/26 | 04/13/26 |
| 1,1-Dichloropropene | ND | | ug/L | 5.0 | 0.08 | 04/13/26 | 04/13/26 |
| Carbon Tetrachloride | ND | | ug/L | 5.0 | 0.07 | 04/13/26 | 04/13/26 |
| 1,2-Dichloroethane | ND | | ug/L | 5.0 | 0.09 | 04/13/26 | 04/13/26 |
| Benzene | ND | | ug/L | 1.0 | 0.07 | 04/13/26 | 04/13/26 |
| Trichloroethene | ND | | ug/L | 5.0 | 0.05 | 04/13/26 | 04/13/26 |
| 1,2-Dichloropropane | ND | | ug/L | 5.0 | 0.07 | 04/13/26 | 04/13/26 |
| Bromodichloromethane | ND | | ug/L | 5.0 | 0.05 | 04/13/26 | 04/13/26 |
| Dibromomethane | ND | | ug/L | 5.0 | 0.1 | 04/13/26 | 04/13/26 |
| 4-Methyl-2-Pentanone | ND | | ug/L | 5.0 | 0.5 | 04/13/26 | 04/13/26 |
| cis-1,3-Dichloropropene | ND | | ug/L | 5.0 | 0.08 | 04/13/26 | 04/13/26 |
| Toluene | ND | | ug/L | 5.0 | 0.05 | 04/13/26 | 04/13/26 |
| trans-1,3-Dichloropropene | ND | | ug/L | 5.0 | 0.03 | 04/13/26 | 04/13/26 |
| 1,1,2-Trichloroethane | ND | | ug/L | 5.0 | 0.06 | 04/13/26 | 04/13/26 |
| 1,3-Dichloropropane | ND | | ug/L | 5.0 | 0.1 | 04/13/26 | 04/13/26 |
| Tetrachloroethene | ND | | ug/L | 5.0 | 0.09 | 04/13/26 | 04/13/26 |
| Dibromochloromethane | ND | | ug/L | 5.0 | 0.07 | 04/13/26 | 04/13/26 |

# Batch QC

| QC1359507 Analyte | Result | Qual | Units | RL | MDL | Prepared | Analyzed |
|---|---|---|---|---|---|---|---|
| 1,2-Dibromoethane | ND | | ug/L | 5.0 | 0.07 | 04/13/26 | 04/13/26 |
| Chlorobenzene | ND | | ug/L | 5.0 | 0.05 | 04/13/26 | 04/13/26 |
| 1,1,1,2-Tetrachloroethane | ND | | ug/L | 5.0 | 0.06 | 04/13/26 | 04/13/26 |
| Ethylbenzene | ND | | ug/L | 5.0 | 0.04 | 04/13/26 | 04/13/26 |
| m,p-Xylenes | ND | | ug/L | 5.0 | 0.1 | 04/13/26 | 04/13/26 |
| o-Xylene | ND | | ug/L | 5.0 | 0.06 | 04/13/26 | 04/13/26 |
| Styrene | ND | | ug/L | 5.0 | 0.06 | 04/13/26 | 04/13/26 |
| Bromoform | ND | | ug/L | 5.0 | 0.08 | 04/13/26 | 04/13/26 |
| Isopropylbenzene | ND | | ug/L | 5.0 | 0.06 | 04/13/26 | 04/13/26 |
| 1,1,2,2-Tetrachloroethane | ND | | ug/L | 5.0 | 0.06 | 04/13/26 | 04/13/26 |
| 1,2,3-Trichloropropane | ND | | ug/L | 5.0 | 0.09 | 04/13/26 | 04/13/26 |
| Propylbenzene | ND | | ug/L | 5.0 | 0.05 | 04/13/26 | 04/13/26 |
| Bromobenzene | ND | | ug/L | 5.0 | 0.06 | 04/13/26 | 04/13/26 |
| 1,3,5-Trimethylbenzene | ND | | ug/L | 5.0 | 0.08 | 04/13/26 | 04/13/26 |
| 2-Chlorotoluene | ND | | ug/L | 5.0 | 0.07 | 04/13/26 | 04/13/26 |
| 4-Chlorotoluene | ND | | ug/L | 5.0 | 0.08 | 04/13/26 | 04/13/26 |
| tert-Butylbenzene | ND | | ug/L | 5.0 | 0.07 | 04/13/26 | 04/13/26 |
| 1,2,4-Trimethylbenzene | ND | | ug/L | 5.0 | 0.07 | 04/13/26 | 04/13/26 |
| sec-Butylbenzene | ND | | ug/L | 5.0 | 0.06 | 04/13/26 | 04/13/26 |
| para-Isopropyl Toluene | ND | | ug/L | 5.0 | 0.05 | 04/13/26 | 04/13/26 |
| 1,3-Dichlorobenzene | ND | | ug/L | 5.0 | 0.06 | 04/13/26 | 04/13/26 |
| 1,4-Dichlorobenzene | ND | | ug/L | 5.0 | 0.07 | 04/13/26 | 04/13/26 |
| n-Butylbenzene | ND | | ug/L | 5.0 | 0.08 | 04/13/26 | 04/13/26 |
| 1,2-Dichlorobenzene | ND | | ug/L | 5.0 | 0.04 | 04/13/26 | 04/13/26 |
| 1,2-Dibromo-3-Chloropropane | ND | | ug/L | 5.0 | 0.3 | 04/13/26 | 04/13/26 |
| 1,2,4-Trichlorobenzene | ND | | ug/L | 5.0 | 0.1 | 04/13/26 | 04/13/26 |
| Hexachlorobutadiene | ND | | ug/L | 5.0 | 0.06 | 04/13/26 | 04/13/26 |
| 1,2,3-Trichlorobenzene | ND | | ug/L | 5.0 | 0.09 | 04/13/26 | 04/13/26 |
| cis-1,4-Dichloro-2-butene | ND | | ug/L | 5.0 | 0.3 | 04/13/26 | 04/13/26 |
| trans-1,4-Dichloro-2-butene | ND | | ug/L | 5.0 | 0.2 | 04/13/26 | 04/13/26 |
| Xylene (total) | ND | | ug/L | 5.0 | | 04/13/26 | 04/13/26 |
| **Surrogates** | | | | **Limits** | | | |
| Dibromofluoromethane | 104% | | %REC | 70-130 | | 04/13/26 | 04/13/26 |
| 1,2-Dichloroethane-d4 | 103% | | %REC | 70-130 | | 04/13/26 | 04/13/26 |
| Toluene-d8 | 95% | | %REC | 70-130 | | 04/13/26 | 04/13/26 |
| Bromofluorobenzene | 103% | | %REC | 70-130 | | 04/13/26 | 04/13/26 |

# Batch QC

| Type: | Matrix Spike | Lab ID: | QC1359525 | Batch: | 400639 |
|---|---|---|---|---|---|
| Matrix (Source ID): | Water (556846-003) | Method: | EPA 8260B | Prep Method: | EPA 5030B |

| QC1359525 Analyte | Result | Source Sample Result | Spiked | Units | Recovery | Qual | Limits | DF |
|---|---|---|---|---|---|---|---|---|
| 1,1-Dichloroethene | 17.48 | ND | 20.00 | ug/L | 87% | | 62-131 | 1 |
| MTBE | 18.71 | ND | 20.00 | ug/L | 94% | | 61-124 | 1 |
| Benzene | 18.88 | ND | 20.00 | ug/L | 94% | | 70-123 | 1 |
| Trichloroethene | 18.52 | ND | 20.00 | ug/L | 93% | | 65-131 | 1 |
| Toluene | 17.74 | ND | 20.00 | ug/L | 89% | | 69-120 | 1 |
| Chlorobenzene | 18.36 | ND | 20.00 | ug/L | 92% | | 72-121 | 1 |
| **Surrogates** | | | | | | | | |
| Dibromofluoromethane | 48.21 | | 50.00 | ug/L | 96% | | 70-130 | 1 |
| 1,2-Dichloroethane-d4 | 47.79 | | 50.00 | ug/L | 96% | | 70-130 | 1 |
| Toluene-d8 | 47.94 | | 50.00 | ug/L | 96% | | 70-130 | 1 |
| Bromofluorobenzene | 50.50 | | 50.00 | ug/L | 101% | | 70-130 | 1 |

| Type: | Matrix Spike Duplicate | Lab ID: | QC1359526 | Batch: | 400639 |
|---|---|---|---|---|---|
| Matrix (Source ID): | Water (556846-003) | Method: | EPA 8260B | Prep Method: | EPA 5030B |

| QC1359526 Analyte | Result | Source Sample Result | Spiked | Units | Recovery | Qual | Limits | RPD | RPD Lim | DF |
|---|---|---|---|---|---|---|---|---|---|---|
| 1,1-Dichloroethene | 16.51 | ND | 20.00 | ug/L | 83% | | 62-131 | 6 | 31 | 1 |
| MTBE | 19.16 | ND | 20.00 | ug/L | 96% | | 61-124 | 2 | 30 | 1 |
| Benzene | 18.87 | ND | 20.00 | ug/L | 94% | | 70-123 | 0 | 31 | 1 |
| Trichloroethene | 19.59 | ND | 20.00 | ug/L | 98% | | 65-131 | 6 | 31 | 1 |
| Toluene | 18.57 | ND | 20.00 | ug/L | 93% | | 69-120 | 5 | 29 | 1 |
| Chlorobenzene | 18.14 | ND | 20.00 | ug/L | 91% | | 72-121 | 1 | 29 | 1 |
| **Surrogates** | | | | | | | | | | |
| Dibromofluoromethane | 47.84 | | 50.00 | ug/L | 96% | | 70-130 | | | 1 |
| 1,2-Dichloroethane-d4 | 47.68 | | 50.00 | ug/L | 95% | | 70-130 | | | 1 |
| Toluene-d8 | 50.92 | | 50.00 | ug/L | 102% | | 70-130 | | | 1 |
| Bromofluorobenzene | 53.08 | | 50.00 | ug/L | 106% | | 70-130 | | | 1 |

| Type: | Blank | Lab ID: | QC1359511 | Batch: | 400641 |
|---|---|---|---|---|---|
| Matrix: | Water | Method: | EPA 8270C-SIM | Prep Method: | EPA 3535 |

| QC1359511 Analyte | Result | Qual | Units | RL | MDL | Prepared | Analyzed |
|---|---|---|---|---|---|---|---|
| 1,4-Dioxane | ND | | ug/L | 1.0 | 0.87 | 04/13/26 | 04/13/26 |
| **Surrogates** | | | | **Limits** | | | |
| 1,4-Dioxane-d8 (SUR) | 94% | | %REC | 80-120 | | 04/13/26 | 04/13/26 |

# Batch QC

| Type: | Lab Control Sample | Lab ID: | QC1359512 | Batch: | 400641 |
|---|---|---|---|---|---|
| Matrix: | Water | Method: | EPA 8270C-SIM | Prep Method: | EPA 3535 |

| QC1359512 Analyte | Result | Spiked | Units | Recovery | Qual | Limits |
|---|---|---|---|---|---|---|
| 1,4-Dioxane | 8.355 | 10.00 | ug/L | 84% | | 79-120 |
| **Surrogates** | | | | | | |
| 1,4-Dioxane-d8 (SUR) | 9.769 | 10.00 | ug/L | 98% | | 80-120 |

| Type: | Lab Control Sample Duplicate | Lab ID: | QC1359513 | Batch: | 400641 |
|---|---|---|---|---|---|
| Matrix: | Water | Method: | EPA 8270C-SIM | Prep Method: | EPA 3535 |

| QC1359513 Analyte | Result | Spiked | Units | Recovery | Qual | Limits | RPD | RPD Lim |
|---|---|---|---|---|---|---|---|---|
| 1,4-Dioxane | 8.530 | 10.00 | ug/L | 85% | | 79-120 | 2 | 20 |
| **Surrogates** | | | | | | | | |
| 1,4-Dioxane-d8 (SUR) | 9.925 | 10.00 | ug/L | 99% | | 80-120 | | |

| Type: | Blank | Lab ID: | QC1360003 | Batch: | 400772 |
|---|---|---|---|---|---|
| Matrix: | Water | Method: | SM 4500-CN-E | Prep Method: | METHOD |

| QC1360003 Analyte | Result | Qual | Units | RL | MDL | Prepared | Analyzed |
|---|---|---|---|---|---|---|---|
| Cyanide | ND | | mg/L | 0.0050 | 0.0017 | 04/14/26 | 04/15/26 |

| Type: | Lab Control Sample | Lab ID: | QC1360004 | Batch: | 400772 |
|---|---|---|---|---|---|
| Matrix: | Water | Method: | SM 4500-CN-E | Prep Method: | METHOD |

| QC1360004 Analyte | Result | Spiked | Units | Recovery | Qual | Limits |
|---|---|---|---|---|---|---|
| Cyanide | 0.1025 | 0.1000 | mg/L | 102% | | 85-115 |

| Type: | Matrix Spike | Lab ID: | QC1360007 | Batch: | 400772 |
|---|---|---|---|---|---|
| Matrix (Source ID): | Water (557428-002) | Method: | SM 4500-CN-E | Prep Method: | METHOD |

| QC1360007 Analyte | Result | Source Sample Result | Spiked | Units | Recovery | Qual | Limits | DF |
|---|---|---|---|---|---|---|---|---|
| Cyanide | 0.09983 | ND | 0.1000 | mg/L | 100% | | 80-120 | 0.5 |

| Type: | Matrix Spike Duplicate | Lab ID: | QC1360008 | Batch: | 400772 |
|---|---|---|---|---|---|
| Matrix (Source ID): | Water (557428-002) | Method: | SM 4500-CN-E | Prep Method: | METHOD |

| QC1360008 Analyte | Result | Source Sample Result | Spiked | Units | Recovery | Qual | Limits | RPD | RPD Lim | DF |
|---|---|---|---|---|---|---|---|---|---|---|
| Cyanide | 0.1023 | ND | 0.1000 | mg/L | 102% | | 80-120 | 2 | 20 | 0.5 |

# Batch QC

| Type: Blank | Lab ID: QC1360358 | Batch: 400888 |
|---|---|---|
| Matrix: Water | Method: SM 4500-S2-D | Prep Method: METHOD |

| QC1360358 Analyte | Result | Qual | Units | RL | MDL | Prepared | Analyzed |
|---|---|---|---|---|---|---|---|
| Sulfide | ND | | mg/L | 0.10 | | 04/15/26 | 04/15/26 |

| Type: Lab Control Sample | Lab ID: QC1360359 | Batch: 400888 |
|---|---|---|
| Matrix: Water | Method: SM 4500-S2-D | Prep Method: METHOD |

| QC1360359 Analyte | Result | Spiked | Units | Recovery | Qual | Limits |
|---|---|---|---|---|---|---|
| Sulfide | 0.9000 | 1.000 | mg/L | 90% | | 90-110 |

| Type: Matrix Spike | Lab ID: QC1360360 | Batch: 400888 |
|---|---|---|
| Matrix (Source ID): Water (557237-004) | Method: SM 4500-S2-D | Prep Method: METHOD |

| QC1360360 Analyte | Result | Source Sample Result | Spiked | Units | Recovery | Qual | Limits | DF |
|---|---|---|---|---|---|---|---|---|
| Sulfide | 0.9000 | ND | 1.000 | mg/L | 90% | | 80-120 | 1 |

| Type: Matrix Spike Duplicate | Lab ID: QC1360361 | Batch: 400888 |
|---|---|---|
| Matrix (Source ID): Water (557237-004) | Method: SM 4500-S2-D | Prep Method: METHOD |

| QC1360361 Analyte | Result | Source Sample Result | Spiked | Units | Recovery | Qual | Limits | RPD | RPD Lim | DF |
|---|---|---|---|---|---|---|---|---|---|---|
| Sulfide | 0.9000 | ND | 1.000 | mg/L | 90% | | 80-120 | 0 | 20 | 1 |

| Type: Blank | Lab ID: QC1359553 | Batch: 400651 |
|---|---|---|
| Matrix: Water | Method: SM 5310B | Prep Method: SM 5310B |

| QC1359553 Analyte | Result | Qual | Units | RL | MDL | Prepared | Analyzed |
|---|---|---|---|---|---|---|---|
| Total Organic Carbon | ND | | mg/L | 1.0 | 0.49 | 04/13/26 | 04/13/26 |

| Type: Lab Control Sample | Lab ID: QC1359554 | Batch: 400651 |
|---|---|---|
| Matrix: Water | Method: SM 5310B | Prep Method: SM 5310B |

| QC1359554 Analyte | Result | Spiked | Units | Recovery | Qual | Limits |
|---|---|---|---|---|---|---|
| Total Organic Carbon | 22.64 | 25.00 | mg/L | 91% | | 85-115 |

| Type: Matrix Spike | Lab ID: QC1359555 | Batch: 400651 |
|---|---|---|
| Matrix (Source ID): Water (557419-001) | Method: SM 5310B | Prep Method: SM 5310B |

| QC1359555 Analyte | Result | Source Sample Result | Spiked | Units | Recovery | Qual | Limits | DF |
|---|---|---|---|---|---|---|---|---|
| Total Organic Carbon | 87.63 | 60.06 | 25.00 | mg/L | 110% | | 75-125 | 1 |

# Batch QC

| | | | | | |
|---|---|---|---|---|---|
| **Type:** | **Matrix Spike Duplicate** | **Lab ID:** | **QC1359556** | **Batch:** | **400651** |
| **Matrix (Source ID):** | **Water (557419-001)** | **Method:** | **SM 5310B** | **Prep Method:** | **SM 5310B** |

| QC1359556 Analyte | Result | Source Sample Result | Spiked | Units | Recovery | Qual | Limits | RPD | RPD Lim | DF |
|---|---|---|---|---|---|---|---|---|---|---|
| Total Organic Carbon | 84.81 | 60.06 | 25.00 | mg/L | 99% | | 75-125 | 3 | 25 | 1 |

| | | | |
|---|---|---|---|
| **Type:** | **Sample Duplicate** | **Lab ID:** | **QC1359616** | **Batch:** | **400670** |
| **Matrix (Source ID):** | **Water (557418-001)** | **Method:** | **SM2130B** | | |

| QC1359616 Analyte | Result | Source Sample Result | Units | Qual | RPD | RPD Lim | DF |
|---|---|---|---|---|---|---|---|
| Turbidity | 2,161 | 2165 | NTU | | 0 | 20 | 1 |

| | | | | | |
|---|---|---|---|---|---|
| **Type:** | **Blank** | **Lab ID:** | **QC1359581** | **Batch:** | **400657** |
| **Matrix:** | **Water** | **Method:** | **SM2320B** | **Prep Method:** | **METHOD** |

| QC1359581 Analyte | Result | Qual | Units | RL | MDL | Prepared | Analyzed |
|---|---|---|---|---|---|---|---|
| Bicarbonate | ND | | mg/L | 2.4 | | 04/13/26 | 04/13/26 |
| Alkalinity, Total as CaCO3 | ND | | mg/L | 2.0 | | 04/13/26 | 04/13/26 |

| | | | | | |
|---|---|---|---|---|---|
| **Type:** | **Lab Control Sample** | **Lab ID:** | **QC1359583** | **Batch:** | **400657** |
| **Matrix:** | **Water** | **Method:** | **SM2320B** | **Prep Method:** | **METHOD** |

| QC1359583 Analyte | Result | Spiked | Units | Recovery | Qual | Limits |
|---|---|---|---|---|---|---|
| Alkalinity, Total as CaCO3 | 96.88 | 100.0 | mg/L | 97% | | 90-110 |

| | | | | | |
|---|---|---|---|---|---|
| **Type:** | **Sample Duplicate** | **Lab ID:** | **QC1359584** | **Batch:** | **400657** |
| **Matrix (Source ID):** | **Water (557418-001)** | **Method:** | **SM2320B** | **Prep Method:** | **METHOD** |

| QC1359584 Analyte | Result | Source Sample Result | Units | Qual | RPD | RPD Lim | DF |
|---|---|---|---|---|---|---|---|
| Bicarbonate | 119.4 | 125.4 | mg/L | | 5 | 20 | 1 |
| Alkalinity, Total as CaCO3 | 97.86 | 102.8 | mg/L | | 5 | 20 | 1 |

| | | | | | |
|---|---|---|---|---|---|
| **Type:** | **Sample Duplicate** | **Lab ID:** | **QC1359388** | **Batch:** | **400602** |
| **Matrix (Source ID):** | **Water (557153-001)** | **Method:** | **SM2510B** | **Prep Method:** | **METHOD** |

| QC1359388 Analyte | Result | Source Sample Result | Units | Qual | RPD | RPD Lim | DF |
|---|---|---|---|---|---|---|---|
| Specific Conductance | 560.7 | 559.9 | umhos/cm | | 0 | 20 | 1 |

# Batch QC

| Type: Blank | Lab ID: QC1359340 | Batch: 400593 |
|---|---|---|
| Matrix: Water | Method: SM2540C | Prep Method: METHOD |

| QC1359340 Analyte | Result | Qual | Units | RL | MDL | Prepared | Analyzed |
|---|---|---|---|---|---|---|---|
| Total Dissolved Solids | ND | | mg/L | 20 | | 04/12/26 | 04/13/26 |

| Type: Lab Control Sample | Lab ID: QC1359341 | Batch: 400593 |
|---|---|---|
| Matrix: Water | Method: SM2540C | Prep Method: METHOD |

| QC1359341 Analyte | Result | Spiked | Units | Recovery | Qual | Limits |
|---|---|---|---|---|---|---|
| Total Dissolved Solids | 1,004 | 1000 | mg/L | 100% | | 90-110 |

| Type: Sample Duplicate | Lab ID: QC1359342 | Batch: 400593 |
|---|---|---|
| Matrix (Source ID): Water (557120-010) | Method: SM2540C | Prep Method: METHOD |

| QC1359342 Analyte | Result | Source Sample Result | Units | Qual | RPD | RPD Lim | DF |
|---|---|---|---|---|---|---|---|
| Total Dissolved Solids | 2,108 | 2150 | mg/L | | 2 | 5 | 2 |

| Type: Sample Duplicate | Lab ID: QC1359343 | Batch: 400593 |
|---|---|---|
| Matrix (Source ID): Water (557124-011) | Method: SM2540C | Prep Method: METHOD |

| QC1359343 Analyte | Result | Source Sample Result | Units | Qual | RPD | RPD Lim | DF |
|---|---|---|---|---|---|---|---|
| Total Dissolved Solids | 2,666 | 2676 | mg/L | | 0 | 5 | 2 |

| Type: Blank | Lab ID: QC1359375 | Batch: 400598 |
|---|---|---|
| Matrix: Water | Method: SM2540D | Prep Method: METHOD |

| QC1359375 Analyte | Result | Qual | Units | RL | MDL | Prepared | Analyzed |
|---|---|---|---|---|---|---|---|
| Total Suspended Solids | ND | | mg/L | 0.5 | | 04/12/26 | 04/13/26 |

| Type: Lab Control Sample | Lab ID: QC1359376 | Batch: 400598 |
|---|---|---|
| Matrix: Water | Method: SM2540D | Prep Method: METHOD |

| QC1359376 Analyte | Result | Spiked | Units | Recovery | Qual | Limits |
|---|---|---|---|---|---|---|
| Total Suspended Solids | 100.2 | 100.0 | mg/L | 100% | | 90-110 |

| Type: Lab Control Sample Duplicate | Lab ID: QC1359377 | Batch: 400598 |
|---|---|---|
| Matrix: Water | Method: SM2540D | Prep Method: METHOD |

| QC1359377 Analyte | Result | Spiked | Units | Recovery | Qual | Limits | RPD | RPD Lim |
|---|---|---|---|---|---|---|---|---|
| Total Suspended Solids | 100.4 | 100.0 | mg/L | 100% | | 90-110 | 0 | 5 |

# Batch QC

| Type: | Sample Duplicate | Lab ID: | QC1359378 | Batch: | 400598 |
|---|---|---|---|---|---|
| Matrix (Source ID): | Water (557008-001) | Method: | SM2540D | Prep Method: | METHOD |

| QC1359378 Analyte | Result | Source Sample Result | Units | Qual | RPD | RPD Lim | DF |
|---|---|---|---|---|---|---|---|
| Total Suspended Solids | 1,195 | 1080 | mg/L | | 10* | 5 | 1 |

| Type: | Sample Duplicate | Lab ID: | QC1359379 | Batch: | 400598 |
|---|---|---|---|---|---|
| Matrix (Source ID): | Water (557418-001) | Method: | SM2540D | Prep Method: | METHOD |

| QC1359379 Analyte | Result | Source Sample Result | Units | Qual | RPD | RPD Lim | DF |
|---|---|---|---|---|---|---|---|
| Total Suspended Solids | 1,417 | 1390 | mg/L | | 2 | 5 | 1 |

| Type: | Blank | Lab ID: | QC1359534 | Batch: | 400645 |
|---|---|---|---|---|---|
| Matrix: | Water | Method: | SM5210B | Prep Method: | METHOD |

| QC1359534 Analyte | Result | Qual | Units | RL | MDL | Prepared | Analyzed |
|---|---|---|---|---|---|---|---|
| Biochemical Oxygen Demand | ND | | mg/L | 3.0 | | 04/13/26 10:49 | 04/18/26 12:16 |

| Type: | Lab Control Sample | Lab ID: | QC1359535 | Batch: | 400645 |
|---|---|---|---|---|---|
| Matrix: | Water | Method: | SM5210B | Prep Method: | METHOD |

| QC1359535 Analyte | Result | Spiked | Units | Recovery | Qual | Limits |
|---|---|---|---|---|---|---|
| Biochemical Oxygen Demand | 198.3 | 198.0 | mg/L | 100% | | 84.6-115.4 |

| Type: | Sample Duplicate | Lab ID: | QC1359536 | Batch: | 400645 |
|---|---|---|---|---|---|
| Matrix (Source ID): | Water (557418-001) | Method: | SM5210B | Prep Method: | METHOD |

| QC1359536 Analyte | Result | Source Sample Result | Units | Qual | RPD | RPD Lim | DF |
|---|---|---|---|---|---|---|---|
| Biochemical Oxygen Demand | 20.79 | 24.13 | mg/L | | 15 | 30 | 1 |

| Type: | Blank | Lab ID: | QC1359371 | Batch: | 400600 |
|---|---|---|---|---|---|
| Matrix: | Water | Method: | SM5220D | Prep Method: | SM 5220D |

| QC1359371 Analyte | Result | Qual | Units | RL | MDL | Prepared | Analyzed |
|---|---|---|---|---|---|---|---|
| Chemical Oxygen Demand | ND | | mg/L | 4.0 | 2.6 | 04/12/26 | 04/12/26 |

| Type: | Lab Control Sample | Lab ID: | QC1359372 | Batch: | 400600 |
|---|---|---|---|---|---|
| Matrix: | Water | Method: | SM5220D | Prep Method: | SM 5220D |

| QC1359372 Analyte | Result | Spiked | Units | Recovery | Qual | Limits |
|---|---|---|---|---|---|---|
| Chemical Oxygen Demand | 108.0 | 100.0 | mg/L | 108% | | 90-110 |

# Batch QC

| Type: | Matrix Spike | Lab ID: | QC1359373 | Batch: | 400600 |
|---|---|---|---|---|---|
| Matrix (Source ID): | Water (557418-001) | Method: | SM5220D | Prep Method: | SM 5220D |

| QC1359373 Analyte | Result | Source Sample Result | Spiked | Units | Recovery | Qual | Limits | DF |
|---|---|---|---|---|---|---|---|---|
| Chemical Oxygen Demand | 140.0 | 57.00 | 100.0 | mg/L | 83% | | 75-125 | 2 |

| Type: | Matrix Spike Duplicate | Lab ID: | QC1359374 | Batch: | 400600 |
|---|---|---|---|---|---|
| Matrix (Source ID): | Water (557418-001) | Method: | SM5220D | Prep Method: | SM 5220D |

| QC1359374 Analyte | Result | Source Sample Result | Spiked | Units | Recovery | Qual | Limits | RPD | RPD Lim | DF |
|---|---|---|---|---|---|---|---|---|---|---|
| Chemical Oxygen Demand | 148.0 | 57.00 | 100.0 | mg/L | 91% | | 75-125 | 6 | 20 | 2 |

| Type: | Blank | Lab ID: | QC1359617 | Batch: | 400666 |
|---|---|---|---|---|---|
| Matrix: | Water | Method: | SM5220D | Prep Method: | SM 5220D |

| QC1359617 Analyte | Result | Qual | Units | RL | MDL | Prepared | Analyzed |
|---|---|---|---|---|---|---|---|
| Chemical Oxygen Demand | ND | | mg/L | 4.0 | 2.6 | 04/13/26 | 04/13/26 |

| Type: | Lab Control Sample | Lab ID: | QC1359618 | Batch: | 400666 |
|---|---|---|---|---|---|
| Matrix: | Water | Method: | SM5220D | Prep Method: | SM 5220D |

| QC1359618 Analyte | Result | Spiked | Units | Recovery | Qual | Limits |
|---|---|---|---|---|---|---|
| Chemical Oxygen Demand | 945.0 | 1000 | mg/L | 95% | | 90-110 |

| Type: | Matrix Spike | Lab ID: | QC1359619 | Batch: | 400666 |
|---|---|---|---|---|---|
| Matrix (Source ID): | Water (557419-001) | Method: | SM5220D | Prep Method: | SM 5220D |

| QC1359619 Analyte | Result | Source Sample Result | Spiked | Units | Recovery | Qual | Limits | DF |
|---|---|---|---|---|---|---|---|---|
| Chemical Oxygen Demand | 1,100 | 168.0 | 1000 | mg/L | 93% | | 75-125 | 2 |

| Type: | Matrix Spike Duplicate | Lab ID: | QC1359620 | Batch: | 400666 |
|---|---|---|---|---|---|
| Matrix (Source ID): | Water (557419-001) | Method: | SM5220D | Prep Method: | SM 5220D |

| QC1359620 Analyte | Result | Source Sample Result | Spiked | Units | Recovery | Qual | Limits | RPD | RPD Lim | DF |
|---|---|---|---|---|---|---|---|---|---|---|
| Chemical Oxygen Demand | 1,098 | 168.0 | 1000 | mg/L | 93% | | 75-125 | 0 | 20 | 2 |

| | |
|---|---|
| # | CCV drift outside limits; average CCV drift within limits per method requirements |
| * | Value is outside QC limits |
| E | Response exceeds instrument's linear range |
| J | Estimated value |
| ND | Not Detected |
| NM | Not Meaningful |

**Laboratory Job Number 557419**

**Subcontracted Products**

**Pace Laboratories**

Date of Report: 04/23/2026

David Tripp

Enthalpy Analytical - Orange
931 West Barkley Avenue
Orange, CA 92868

| | |
|---|---|
| Client Project: | EO-557419 |
| Pace Project: | Chiquita Canyon Landfill Stormwater |
| Pace Work Order: | 2605326 |
| Invoice ID: | B534546 |

Enclosed are the results of analyses for samples received by the laboratory on 4/14/2026. If you have any questions concerning this report, please feel free to contact me.

Sincerely,

Shaniah Underwood

Contact Person: Shaniah Underwood
Client Service Rep.

Steven Bennett

Steven Bennett
Operations Manager

# Table of Contents


**Sample Information**

Chain of Custody and Cooler Receipt form ..... 3

Laboratory / Client Sample Cross Reference ..... 5

**Sample Results**

**2605326-02 - SOUTH BASIN - EASTERN INLET**

Organo-Phosphorus Pesticide Analysis (EPA Method 8141A) ..... 6

**Quality Control Reports**

**Organo-Phosphorus Pesticide Analysis (EPA Method 8141A)**

Method Blank Analysis ..... 7

Laboratory Control Sample ..... 8

Precision and Accuracy ..... 9

**Notes**

Notes and Definitions ..... 10

ENTHALPY ANALYTICAL

931 West Barkley Ave
Orange, CA 92868
(714) 771-6900

2605326

2605326

Subcontract Laboratory:
Pace Laboratories
4100 Atlas Court
Bakersfield, CA 93308
ATTN: Ragen Schallock
PO #: Required, to be sent via email

Enthalpy Order: EO-557419
PM: David Tripp
Email: david.tripp@enthalpy.com
CC: incomingreports@enthalpy.com
Phone: 657-581-4710

Results Due: 04/2126
Report Level: II
Report To: MDL
EDDs: ELM_TransferOut (Standard Excel Transfer EDD, 3 tabs)

Notes:

CHIQUITA Stormwater - No dilutions please unless absolutely necessary due to matrix or other technically valid reason, requiring clear, technical explanation for client's regulator in your Case Narrative. Hold Time RUSH only if necessary to meet the hold times.

| Sample ID | Collected | Lab ID | # Cont. | Matrix | Analysis Requested | Comment |
|---|---|---|---|---|---|---|
| SOUTH BASIN - WESTERN INLET | 12-APR-2026 07:30 | 557419-001 | 1 | Water | Organophosphorus Pesticides | |
| SOUTH BASIN - EASTERN INLET | 12-APR-2026 07:40 | 557419-002 | 1 | Water | Organophosphorus Pesticides | |

| Notes: | Relinquished By: | Received By: |
|---|---|---|
| | [signature] | [signature] |
| | Date: 4-13-26 15:00 | Date: 4/14/26 10:2 |
| | | |
| | Date: | Date: |
| | | |
| | Date: | Date: |

CHK BY
DISTRIBUTION

PACE ANALYTICAL — **COOLER RECEIPT FORM** — Page 1 Of 1

**Submission #:** 2605326

| SHIPPING INFORMATION | SHIPPING CONTAINER | FREE LIQUID |
|---|---|---|
| Fed Ex ☑ UPS ☐ GSO / GLS ☐ Hand Delivery ☐<br>Pace Lab Field Service ☐ Other ☐ (Specify)_____ | Ice Chest ☑ None ☐ Box ☐<br>Other ☐ (Specify)_____ | YES ☑ NO ☐<br>W / S |

**Refrigerant:** Ice ☑ Blue Ice ☐ None ☐ Other ☐ **Comments:**

**Custody Seals** Ice Chest ☐ Intact? Yes ☐ No ☐ Containers ☐ Intact? Yes ☐ No ☐ None ☑ **Comments:**

All samples received? Yes ☑ No ☐ All samples containers intact? Yes ☑ No ☐ Description(s) match COC? Yes ☑ No ☐

**COC Received** ☑ YES ☐ NO

Emissivity: 0.97 Container: N/A Thermometer ID: T6C Date/Time 4/14/26

Temperature: (A) 1.4 °C / (C) 1.0 °C Analyst Init TSC 1020

| SAMPLE CONTAINERS | SAMPLE NUMBERS 1 | 2 | 3 | 4 | 5 | 6 | 7 | 8 | 9 | 10 |
|---|---|---|---|---|---|---|---|---|---|---|
| QT PE UNPRES | | | | | | | | | | |
| 4oz / 8oz / 16oz PE UNPRES | | | | | | | | | | |
| 2oz $Cr^{+6}$ | | | | | | | | | | |
| QT INORGANIC CHEMICAL METALS | | | | | | | | | | |
| INORGANIC CHEMICAL METALS 4oz / 8oz / 16oz | | | | | | | | | | |
| PT CYANIDE | | | | | | | | | | |
| PT NITROGEN FORMS | | | | | | | | | | |
| PT TOTAL SULFIDE | | | | | | | | | | |
| 2oz. NITRATE / NITRITE | | | | | | | | | | |
| PT TOTAL ORGANIC CARBON | | | | | | | | | | |
| PT CHEMICAL OXYGEN DEMAND | | | | | | | | | | |
| PtA PHENOLICS | | | | | | | | | | |
| 40ml VOA VIAL TRAVEL BLANK | | | | | | | | | | |
| 40ml VOA VIAL | | | | | | | | | | |
| QT EPA 1664B | | | | | | | | | | |
| PT ODOR | | | | | | | | | | |
| RADIOLOGICAL | | | | | | | | | | |
| BACTERIOLOGICAL | | | | | | | | | | |
| 40 ml VOA VIAL- 504 | | | | | | | | | | |
| QT EPA 508/608.3/8081A | | | | | | | | | | |
| QT EPA 515.1/8151A | | | | | | | | | | |
| QT EPA 525.2 | | | | | | | | | | |
| QT EPA 525.2 TRAVEL BLANK | | | | | | | | | | |
| 40ml EPA 547 | | | | | | | | | | |
| 40ml EPA 531.1 | | | | | | | | | | |
| 8oz EPA 548.1 | | | | | | | | | | |
| QT EPA 549.2 | | | | | | | | | | |
| QT EPA 8015M | | | | | | | | | | |
| QT EPA 8270C | | | | | | | | | | |
| 8oz / 16oz / 32oz AMBER (6) | A | A | | | | | | | | |
| 8oz / 16oz / 32oz JAR | | | | | | | | | | |
| SOIL SLEEVE | | | | | | | | | | |
| PCB VIAL | | | | | | | | | | |
| PLASTIC BAG | | | | | | | | | | |
| TEDLAR BAG | | | | | | | | | | |
| FERROUS IRON | | | | | | | | | | |
| ENCORE | | | | | | | | | | |
| SMART KIT | | | | | | | | | | |
| SUMMA CANISTER | | | | | | | | | | |

Comments: GIDA received

Sample Numbering Completed By: TSC Date/Time: 4/14/26 1132

A = Actual / C = Corrected

Rev 23 05/20/22
[S:\WPDocs\Word\Perfect\LAB_DOCS\FORMS\SAMREC rev 23]

*The results in this report apply to the samples analyzed in accordance with the chain of custody document. This analytical report must be reproduced in its entirety.*
All results listed in this report are for the exclusive use of the submitting party. Pace Analytical assumes no responsibility for report alteration, separation, detachment or third party interpretation.

Pace Analytical
ENVIRONMENTAL SCIENCES

| | |
|---|---|
| Enthalpy Analytical - Orange | **Reported:** 04/23/2026 16:56 |
| 931 West Barkley Avenue | Project: Chiquita Canyon Landfill Stormwater |
| Orange, CA 92868 | Project Number: EO-557419 |
| | Project Manager: David Tripp |

# Laboratory / Client Sample Cross Reference

| Laboratory | Client Sample Information | | | |
|---|---|---|---|---|
| **2605326-01** | **COC Number:** | — | **Receive Date:** | 04/14/2026 00:00 |
| | **Project Number:** | — | **Sampling Date:** | 04/12/2026 07:30 |
| | **Sampling Location:** | — | **Sample Depth:** | — |
| | **Sampling Point:** | SOUTH BASIN - WESTERN INLET | **Lab Matrix:** | Water |
| | **Sampled By:** | David Tripp | **Sample Type:** | Water |
| **2605326-02** | **COC Number:** | — | **Receive Date:** | 04/14/2026 00:00 |
| | **Project Number:** | — | **Sampling Date:** | 04/12/2026 07:40 |
| | **Sampling Location:** | — | **Sample Depth:** | — |
| | **Sampling Point:** | SOUTH BASIN - EASTERN INLET | **Lab Matrix:** | Water |
| | **Sampled By:** | David Tripp | **Sample Type:** | Water |

*The results in this report apply to the samples analyzed in accordance with the chain of custody document. This analytical report must be reproduced in its entirety.*
All results listed in this report are for the exclusive use of the submitting party. Pace Analytical assumes no responsibility for report alteration, separation, detachment or third party interpretation.

Pace Analytical
ENVIRONMENTAL SCIENCES

Enthalpy Analytical - Orange
931 West Barkley Avenue
Orange, CA 92868

**Reported:** 04/23/2026 16:56
Project: Chiquita Canyon Landfill Stormwater
Project Number: EO-557419
Project Manager: David Tripp

# Organo-Phosphorus Pesticide Analysis (EPA Method 8141A)

**Pace Sample ID:** 2605326-02 | **Client Sample Name:** SOUTH BASIN - EASTERN INLET, 4/12/2026 7:40:00AM, David Tripp

| Constituent | Result | Units | PQL | MDL | Method | MB Bias | Lab Quals | DCN |
|---|---|---|---|---|---|---|---|---|
| Azinphos methyl | ND | ug/L | 0.50 | 0.12 | EPA-8141A | ND | | 1 |
| Bolstar | ND | ug/L | 0.20 | 0.050 | EPA-8141A | ND | | 1 |
| Chlorpyrifos | ND | ug/L | 0.20 | 0.050 | EPA-8141A | ND | | 1 |
| Coumaphos | ND | ug/L | 0.50 | 0.11 | EPA-8141A | ND | | 1 |
| Demeton O/S | ND | ug/L | 0.20 | 0.056 | EPA-8141A | ND | | 1 |
| Diazinon | ND | ug/L | 0.20 | 0.050 | EPA-8141A | ND | | 1 |
| Dichlorvos | ND | ug/L | 0.20 | 0.050 | EPA-8141A | ND | | 1 |
| Disulfoton | ND | ug/L | 0.20 | 0.050 | EPA-8141A | ND | | 1 |
| Ethoprop | ND | ug/L | 0.20 | 0.052 | EPA-8141A | ND | | 1 |
| Fensulfothion | ND | ug/L | 0.20 | 0.051 | EPA-8141A | ND | | 1 |
| Fenthion | ND | ug/L | 0.20 | 0.050 | EPA-8141A | ND | | 1 |
| Merphos | ND | ug/L | 0.20 | 0.050 | EPA-8141A | ND | | 1 |
| Methyl parathion | ND | ug/L | 0.20 | 0.050 | EPA-8141A | ND | | 1 |
| Mevinphos | ND | ug/L | 0.20 | 0.050 | EPA-8141A | ND | | 1 |
| Naled | ND | ug/L | 0.50 | 0.17 | EPA-8141A | ND | | 1 |
| Phorate | ND | ug/L | 0.20 | 0.066 | EPA-8141A | ND | | 1 |
| Ronnel (Fenchlorphos) | ND | ug/L | 0.20 | 0.050 | EPA-8141A | ND | | 1 |
| Stirophos (Tetrachlorvinphos) | ND | ug/L | 0.20 | 0.082 | EPA-8141A | ND | | 1 |
| Tokuthion (Prothiofos) | ND | ug/L | 0.20 | 0.050 | EPA-8141A | ND | | 1 |
| Trichloronate | ND | ug/L | 0.20 | 0.050 | EPA-8141A | ND | | 1 |
| Triphenylphosphate (Surrogate) | 41.2 | % | 50 - 130 (LCL - UCL) | | EPA-8141A | | S09 | 1 |

| DCN | Method | Prep Date | Run Date/Time | Analyst | Instrument | Dilution | QC Batch ID | Prep Method |
|---|---|---|---|---|---|---|---|---|
| 1 | EPA-8141A | 04/16/26 10:15 | 04/20/26 19:25 | IJC | GC-18 | 0.949 | B230469 | EPA 3510C |

DCN = Data Continuation Number

*The results in this report apply to the samples analyzed in accordance with the chain of custody document. This analytical report must be reproduced in its entirety.*
All results listed in this report are for the exclusive use of the submitting party. Pace Analytical assumes no responsibility for report alteration, separation, detachment or third party interpretation.

Pace Analytical
ENVIRONMENTAL SCIENCES

Enthalpy Analytical - Orange
931 West Barkley Avenue
Orange, CA 92868

**Reported:** 04/23/2026 16:56
Project: Chiquita Canyon Landfill Stormwater
Project Number: EO-557419
Project Manager: David Tripp

# Organo-Phosphorus Pesticide Analysis (EPA Method 8141A)

## Quality Control Report - Method Blank Analysis

| Constituent | QC Sample ID | MB Result | Units | PQL | MDL | Lab Quals | Run # |
|---|---|---|---|---|---|---|---|
| **QC Batch ID: B230469** | | | | | | | |
| Azinphos methyl | B230469-BLK1 | ND | ug/L | 0.50 | 0.12 | | 1 |
| Bolstar | B230469-BLK1 | ND | ug/L | 0.20 | 0.050 | | 1 |
| Chlorpyrifos | B230469-BLK1 | ND | ug/L | 0.20 | 0.050 | | 1 |
| Coumaphos | B230469-BLK1 | ND | ug/L | 0.50 | 0.11 | | 1 |
| Demeton O/S | B230469-BLK1 | ND | ug/L | 0.20 | 0.056 | | 1 |
| Diazinon | B230469-BLK1 | ND | ug/L | 0.20 | 0.050 | | 1 |
| Dichlorvos | B230469-BLK1 | ND | ug/L | 0.20 | 0.050 | | 1 |
| Disulfoton | B230469-BLK1 | ND | ug/L | 0.20 | 0.050 | | 1 |
| Ethoprop | B230469-BLK1 | ND | ug/L | 0.20 | 0.052 | | 1 |
| Fensulfothion | B230469-BLK1 | ND | ug/L | 0.20 | 0.051 | | 1 |
| Fenthion | B230469-BLK1 | ND | ug/L | 0.20 | 0.050 | | 1 |
| Merphos | B230469-BLK1 | ND | ug/L | 0.20 | 0.050 | | 1 |
| Methyl parathion | B230469-BLK1 | ND | ug/L | 0.20 | 0.050 | | 1 |
| Mevinphos | B230469-BLK1 | ND | ug/L | 0.20 | 0.050 | | 1 |
| Naled | B230469-BLK1 | ND | ug/L | 0.50 | 0.17 | | 1 |
| Phorate | B230469-BLK1 | ND | ug/L | 0.20 | 0.066 | | 1 |
| Ronnel (Fenchlorphos) | B230469-BLK1 | ND | ug/L | 0.20 | 0.050 | | 1 |
| Stirophos (Tetrachlorvinphos) | B230469-BLK1 | ND | ug/L | 0.20 | 0.082 | | 1 |
| Tokuthion (Prothiofos) | B230469-BLK1 | ND | ug/L | 0.20 | 0.050 | | 1 |
| Trichloronate | B230469-BLK1 | ND | ug/L | 0.20 | 0.050 | | 1 |
| **Triphenylphosphate (Surrogate)** | **B230469-BLK1** | **51.8** | % | **50 - 130 (LCL - UCL)** | | | 1 |

| Run # | QC Sample ID | QC Type | Method | Prep Date | Run Date Time | Analyst | Instrument | Dilution |
|---|---|---|---|---|---|---|---|---|
| 1 | B230469-BLK1 | PB | EPA-8141A | 04/16/26 | 04/23/26 12:05 | IJC | GC-18 | 1 |

*The results in this report apply to the samples analyzed in accordance with the chain of custody document. This analytical report must be reproduced in its entirety.*
All results listed in this report are for the exclusive use of the submitting party. Pace Analytical assumes no responsibility for report alteration, separation, detachment or third party interpretation.

Pace Analytical
ENVIRONMENTAL SCIENCES

Enthalpy Analytical - Orange
931 West Barkley Avenue
Orange, CA 92868

**Reported:** 04/23/2026 16:56
Project: Chiquita Canyon Landfill Stormwater
Project Number: EO-557419
Project Manager: David Tripp

# Organo-Phosphorus Pesticide Analysis (EPA Method 8141A)

## Quality Control Report - Laboratory Control Sample

| Constituent | QC Sample ID | Type | Result | Spike Level | Units | Percent Recovery | RPD | Control Limits Percent Recovery | Control Limits RPD | Lab Quals | Run # |
|---|---|---|---|---|---|---|---|---|---|---|---|
| **QC Batch ID: B230469** | | | | | | | | | | | |
| Bolstar | B230469-BS1 | LCS | 1.3650 | 2.0000 | ug/L | 68.2 | | 50 - 130 | | | 1 |
| Chlorpyrifos | B230469-BS1 | LCS | 1.4700 | 2.0000 | ug/L | 73.5 | | 60 - 120 | | | 1 |
| Diazinon | B230469-BS1 | LCS | 1.4350 | 2.0000 | ug/L | 71.8 | | 60 - 130 | | | 1 |
| Methyl parathion | B230469-BS1 | LCS | 1.5150 | 2.0000 | ug/L | 75.8 | | 60 - 120 | | | 1 |
| Mevinphos | B230469-BS1 | LCS | 1.2500 | 2.0000 | ug/L | 62.5 | | 50 - 120 | | | 1 |
| Ronnel (Fenchlorphos) | B230469-BS1 | LCS | 1.5100 | 2.0000 | ug/L | 75.5 | | 50 - 120 | | | 1 |
| Stirophos (Tetrachlorvinphos) | B230469-BS1 | LCS | 1.5700 | 2.0000 | ug/L | 78.5 | | 50 - 120 | | | 1 |
| Triphenylphosphate (Surrogate) | B230469-BS1 | LCS | 2.0450 | 2.5000 | ug/L | 81.8 | | 50 - 130 | | | 1 |

| Run # | QC Sample ID | QC Type | Method | Prep Date | Run Date Time | Analyst | Instrument | Dilution |
|---|---|---|---|---|---|---|---|---|
| 1 | B230469-BS1 | LCS | EPA-8141A | 04/16/26 | 04/23/26 12:35 | IJC | GC-18 | 1 |

*The results in this report apply to the samples analyzed in accordance with the chain of custody document. This analytical report must be reproduced in its entirety.*
All results listed in this report are for the exclusive use of the submitting party. Pace Analytical assumes no responsibility for report alteration, separation, detachment or third party interpretation.

Pace Analytical
ENVIRONMENTAL SCIENCES

Enthalpy Analytical - Orange
931 West Barkley Avenue
Orange, CA 92868

**Reported:** 04/23/2026 16:56
Project: Chiquita Canyon Landfill Stormwater
Project Number: EO-557419
Project Manager: David Tripp

# Organo-Phosphorus Pesticide Analysis (EPA Method 8141A)

## Quality Control Report - Precision & Accuracy

| Constituent | Type | Source Sample ID | Source Result | Result | Spike Added | Units | RPD | Percent Recovery | Control Limits RPD | Control Limits Percent Recovery | Lab Quals | R# |
|---|---|---|---|---|---|---|---|---|---|---|---|---|
| **QC Batch ID: B230469** | Used client sample: N | | | | | | | | | | | |
| Bolstar | MS | 2605255-02 | ND | 1.4555 | 1.9342 | ug/L | | 75.2 | | 60 - 120 | | 1 |
| | MSD | 2605255-02 | ND | 1.8200 | 2.0000 | ug/L | 22.3 | 91.0 | 30 | 60 - 120 | | 2 |
| Chlorpyrifos | MS | 2605255-02 | ND | 1.4797 | 1.9342 | ug/L | | 76.5 | | 60 - 120 | | 1 |
| | MSD | 2605255-02 | ND | 1.5850 | 2.0000 | ug/L | 6.9 | 79.2 | 30 | 60 - 120 | | 2 |
| Diazinon | MS | 2605255-02 | ND | 1.3201 | 1.9342 | ug/L | | 68.3 | | 60 - 130 | | 1 |
| | MSD | 2605255-02 | ND | 1.4200 | 2.0000 | ug/L | 7.3 | 71.0 | 30 | 60 - 130 | | 2 |
| Methyl parathion | MS | 2605255-02 | ND | 1.7360 | 1.9342 | ug/L | | 89.8 | | 60 - 120 | | 1 |
| | MSD | 2605255-02 | ND | 1.4500 | 2.0000 | ug/L | 18.0 | 72.5 | 30 | 60 - 120 | | 2 |
| Mevinphos | MS | 2605255-02 | ND | 1.7505 | 1.9342 | ug/L | | 90.5 | | 50 - 120 | | 1 |
| | MSD | 2605255-02 | ND | 1.7400 | 2.0000 | ug/L | 0.6 | 87.0 | 30 | 50 - 120 | | 2 |
| Ronnel (Fenchlorphos) | MS | 2605255-02 | ND | 1.5909 | 1.9342 | ug/L | | 82.2 | | 50 - 120 | | 1 |
| | MSD | 2605255-02 | ND | 1.5700 | 2.0000 | ug/L | 1.3 | 78.5 | 30 | 50 - 120 | | 2 |
| Stirophos (Tetrachlorvinphos) | MS | 2605255-02 | ND | 1.7747 | 1.9342 | ug/L | | 91.7 | | 50 - 120 | | 1 |
| | MSD | 2605255-02 | ND | 1.8800 | 2.0000 | ug/L | 5.8 | 94.0 | 30 | 50 - 120 | | 2 |
| Triphenylphosphate (Surrogate) | MS | 2605255-02 | ND | 1.7698 | 2.4178 | ug/L | | 73.2 | | 50 - 130 | | 1 |
| | MSD | 2605255-02 | ND | 1.7400 | 2.5000 | ug/L | 1.7 | 69.6 | | 50 - 130 | | 2 |

| Run # | QC Sample ID | QC Type | Method | Prep Date | Run Date Time | Analyst | Instrument | Dilution |
|---|---|---|---|---|---|---|---|---|
| 1 | B230469-MS1 | MS | EPA-8141A | 04/16/26 | 04/20/26 12:30 | IJC | GC-18 | 0.967 |
| 2 | B230469-MSD1 | MSD | EPA-8141A | 04/16/26 | 04/20/26 12:59 | IJC | GC-18 | 1 |

*The results in this report apply to the samples analyzed in accordance with the chain of custody document. This analytical report must be reproduced in its entirety.*
All results listed in this report are for the exclusive use of the submitting party. Pace Analytical assumes no responsibility for report alteration, separation, detachment or third party interpretation.

Enthalpy Analytical - Orange
931 West Barkley Avenue
Orange, CA 92868

**Reported:** 04/23/2026 16:56
Project: Chiquita Canyon Landfill Stormwater
Project Number: EO-557419
Project Manager: David Tripp

## Notes And Definitions

| | |
|---|---|
| MDL | Method Detection Limit |
| ND | Analyte Not Detected |
| PQL | Practical Quantitation Limit |
| S09 | The surrogate recovery for this compound was not within the control limits. |

*The results in this report apply to the samples analyzed in accordance with the chain of custody document. This analytical report must be reproduced in its entirety.*
All results listed in this report are for the exclusive use of the submitting party. Pace Analytical assumes no responsibility for report alteration, separation, detachment or third party interpretation.

**Laboratory Job Number 557419**

**Subcontracted Products**

**McCampbell Analytical, Inc.**

# McCampbell Analytical, Inc.

*"When Quality Counts"*

# Analytical Report

**WorkOrder:** 2604A50

**Report Created for:** Enthalpy Analytical

931 West Barkley Avenue
Orange, CA 92868

**Project Contact:** David Tripp
**Project P.O.:** 096843
**Project:** EO-557419

**Project Location:**
**Project Received:** 04/14/2026

Analytical Report reviewed & approved for release on 04/21/2026 by:

Tracy Babjar
Project Manager

***The report shall not be reproduced except in full, without the written approval of the laboratory. The analytical results relate only to the items tested. Results reported conform to the most current regulatory standards, where applicable, unless otherwise stated.***

1534 Willow Pass Rd. Pittsburg, CA 94565 ♦ TEL: (877) 252-9262 ♦ FAX: (925) 252-9269 ♦ www.mccampbell.com
CA ELAP 1644 ♦ ORELAP (NELAP) 4033 ♦ AIHA-LAP ID#232255 ♦ DoD-ELAP Cert # L22-757

McCampbell Analytical, Inc.
"When Quality Counts"

1534 Willow Pass Road, Pittsburg, CA 94565-1701
Toll Free Telephone: (877) 252-9262 / Fax: (925) 252-9269
http://www.mccampbell.com / E-mail: main@mccampbell.com

# Glossary of Terms & Qualifier Definitions

**Client:** Enthalpy Analytical **WorkOrder:** 2604A50

**Project:** EO-557419

## Glossary Abbreviation

| | |
|---|---|
| %D | Serial Dilution Percent Difference |
| 95% Interval | 95% Confident Interval |
| CCV | Continuing Calibration Verification. |
| CCV REC (%) | The % recovery of Continuing Calibration Verification |
| DF | Dilution Factor |
| DI WET | (DISTLC) Waste Extraction Test using DI water |
| DISS | Dissolved (sample filtered using a 0.45 µm filter size) |
| DLT | Dilution Test (Serial Dilution) |
| DUP | Duplicate |
| EDL | Estimated Detection Limit |
| ITEF | International Toxicity Equivalence Factor |
| LCS | Laboratory Control Sample |
| LCS2 | Second LCS for the batch. Spike level is lower than that for the first LCS; applicable to method 1633. |
| LQL | Lowest Quantitation Level |
| MB | Method Blank |
| MB IS/SS % Rec | % Recovery of Internal Standard or Surrogate in Method Blank, if applicable |
| MB SS % Rec | % Recovery of Surrogate in Method Blank, if applicable |
| MDL | Method Detection Limit [1] |
| ML | Minimum Level of Quantitation |
| MS | Matrix Spike |
| MSD | Matrix Spike Duplicate |
| NA | Not Applicable |
| ND | Not detected at or above the indicated MDL (if present) or RL. |
| NR | Data Not Reported due to matrix interference or insufficient sample amount. |
| PDS | Post Digestion Spike |
| PF | Prep Factor |
| RD | Relative Difference |
| RL | Reporting Limit [2] |
| RPD | Relative Percent Difference |
| RRT | Relative Retention Time |
| RSD | Relative Standard Deviation |
| SPK Val | Spike Value |
| SPKRef Val | Spike Reference Value |
| SPLP | Synthetic Precipitation Leachate Procedure |

[1] MDL is the minimum measured concentration of a substance that can be reported with 99% confidence that the measured concentration is distinguishable from method blank results. Definition and Procedure for the Determination of the Method Detection Limit, Revision 2, 40CFR, Part 136, Appendix B, EPA 821-R-16-006, December 2016. Values are based upon our default extraction volume/amount and are subject to change.

[2] RL is the lowest level that can be reliably determined within specified limits of precision and accuracy during routine laboratory operating conditions. (The RL cannot be lower than the lowest calibration standard used in the initial calibration of the instrument and must be greater than the MDL.) Values are based upon our default extraction volume/amount and are subject to change.

McCampbell Analytical, Inc.
"When Quality Counts"
1534 Willow Pass Road, Pittsburg, CA 94565-1701
Toll Free Telephone: (877) 252-9262 / Fax: (925) 252-9269
http://www.mccampbell.com / E-mail: main@mccampbell.com

# Glossary of Terms & Qualifier Definitions

**Client:** Enthalpy Analytical **WorkOrder:** 2604A50

**Project:** EO-557419

| | |
|---|---|
| TCLP | Toxicity Characteristic Leachate Procedure |
| TEQ | Toxicity Equivalents |
| TNTC | "Too Numerous to Count;" greater than 250 colonies observed on the plate. |
| TPH-Diesel | Sample results for semi-volatile TPH (diesel, kerosene, oil, etc) were calculated using a background subtraction procedure to correct for instrument baseline rise (column bleed) as described in Sec 7.7.2.2 of EPA 8015 B, C. |
| TZA | TimeZone Net Adjustment for sample collected outside of MAI's Coordinated Universal Time (UTC). (Adjustment for Daylight Saving is not accounted.) |
| WET (STLC) | Waste Extraction Test (Soluble Threshold Limit Concentration) |

## Analytical Qualifiers

| | |
|---|---|
| a3 | Sample diluted due to high organic content interfering with quantitative/or qualitative analysis. |
| b1 | Aqueous sample that contains greater than ~1 vol. % sediment |

McCampbell Analytical, Inc.
"When Quality Counts"

1534 Willow Pass Road, Pittsburg, CA 94565-1701
Toll Free Telephone: (877) 252-9262 / Fax: (925) 252-9269
http://www.mccampbell.com / E-mail: main@mccampbell.com

# Analytical Report

| | | | |
|---|---|---|---|
| **Client:** | Enthalpy Analytical | **WorkOrder:** | 2604A50 |
| **Date Received:** | 04/14/2026 9:09 | **Extraction Method:** | E8151A |
| **Date Prepared:** | 04/15/2026 | **Analytical Method:** | E8151A |
| **Project:** | EO-557419 | **Unit:** | µg/L |

## Chlorinated Herbicides by GC-ECD

| Client ID | Lab ID | Matrix | Date Collected | Instrument FileID | Batch ID |
|---|---|---|---|---|---|
| SOUTH BASIN - WESTERN INLET | 2604A50-001A | Water | 04/12/2026 07:30 | GC15A 04152624.D | 339708 |

| Analytes | Result | MDL | RL | DF | Date Analyzed |
|---|---|---|---|---|---|
| Acifluorfen | ND | 5.3 | 10 | 10 | 04/15/2026 22:45 |
| Bentazon | ND | 3.2 | 10 | 10 | 04/15/2026 22:45 |
| Chloramben | ND | 6.4 | 10 | 10 | 04/15/2026 22:45 |
| 2,4-D (Dichlorophenoxyacetic acid) | ND | 0.79 | 2.0 | 10 | 04/15/2026 22:45 |
| 2,4-DB | ND | 4.2 | 10 | 10 | 04/15/2026 22:45 |
| Dalapon | ND | 7.7 | 10 | 10 | 04/15/2026 22:45 |
| DCPA (mono & diacid) | ND | 5.0 | 10 | 10 | 04/15/2026 22:45 |
| Dicamba | ND | 0.74 | 2.0 | 10 | 04/15/2026 22:45 |
| 3,5-Dichlorobenzoic Acid | ND | 2.4 | 10 | 10 | 04/15/2026 22:45 |
| Dichloroprop | ND | 3.5 | 10 | 10 | 04/15/2026 22:45 |
| Dinoseb (DNBP) | ND | 3.0 | 10 | 10 | 04/15/2026 22:45 |
| MCPA | ND | 13 | 20 | 10 | 04/15/2026 22:45 |
| MCPP | ND | 12 | 20 | 10 | 04/15/2026 22:45 |
| 4-Nitrophenol | ND | 7.7 | 10 | 10 | 04/15/2026 22:45 |
| Pentachlorophenol (PCP) | ND | 0.55 | 2.0 | 10 | 04/15/2026 22:45 |
| Picloram | ND | 3.8 | 10 | 10 | 04/15/2026 22:45 |
| 2,4,5-T (Trichlorophenoxy acetic acid) | ND | 1.0 | 2.0 | 10 | 04/15/2026 22:45 |
| 2,4,5-TP (Silvex) | ND | 1.6 | 5.0 | 10 | 04/15/2026 22:45 |

| Surrogates | REC (%) | Limits | DF | |
|---|---|---|---|---|
| DCAA | 106 | 60-140 | 10 | 04/15/2026 22:45 |

Analyst(s): DP

Analytical Comments: a3,b1

*(Cont.)*

CA ELAP 1644 • ORELAP (NELAP) 4033

McCampbell Analytical, Inc.
"When Quality Counts"

1534 Willow Pass Road, Pittsburg, CA 94565-1701
Toll Free Telephone: (877) 252-9262 / Fax: (925) 252-9269
http://www.mccampbell.com / E-mail: main@mccampbell.com

# Analytical Report

| | | | |
|---|---|---|---|
| **Client:** | Enthalpy Analytical | **WorkOrder:** | 2604A50 |
| **Date Received:** | 04/14/2026 9:09 | **Extraction Method:** | E8151A |
| **Date Prepared:** | 04/15/2026 | **Analytical Method:** | E8151A |
| **Project:** | EO-557419 | **Unit:** | µg/L |

## Chlorinated Herbicides by GC-ECD

| Client ID | Lab ID | Matrix | Date Collected | Instrument FileID | Batch ID |
|---|---|---|---|---|---|
| SOUTH BASIN - EASTERN INLET | 2604A50-002A | Water | 04/12/2026 07:40 | GC15A 04152625.D | 339708 |

| Analytes | Result | MDL | RL | DF | Date Analyzed |
|---|---|---|---|---|---|
| Acifluorfen | ND | 5.3 | 10 | 10 | 04/15/2026 23:09 |
| Bentazon | ND | 3.2 | 10 | 10 | 04/15/2026 23:09 |
| Chloramben | ND | 6.4 | 10 | 10 | 04/15/2026 23:09 |
| 2,4-D (Dichlorophenoxyacetic acid) | ND | 0.79 | 2.0 | 10 | 04/15/2026 23:09 |
| 2,4-DB | ND | 4.2 | 10 | 10 | 04/15/2026 23:09 |
| Dalapon | ND | 7.7 | 10 | 10 | 04/15/2026 23:09 |
| DCPA (mono & diacid) | ND | 5.0 | 10 | 10 | 04/15/2026 23:09 |
| Dicamba | ND | 0.74 | 2.0 | 10 | 04/15/2026 23:09 |
| 3,5-Dichlorobenzoic Acid | ND | 2.4 | 10 | 10 | 04/15/2026 23:09 |
| Dichloroprop | ND | 3.5 | 10 | 10 | 04/15/2026 23:09 |
| Dinoseb (DNBP) | ND | 3.0 | 10 | 10 | 04/15/2026 23:09 |
| MCPA | ND | 13 | 20 | 10 | 04/15/2026 23:09 |
| MCPP | ND | 12 | 20 | 10 | 04/15/2026 23:09 |
| 4-Nitrophenol | ND | 7.7 | 10 | 10 | 04/15/2026 23:09 |
| Pentachlorophenol (PCP) | ND | 0.55 | 2.0 | 10 | 04/15/2026 23:09 |
| Picloram | ND | 3.8 | 10 | 10 | 04/15/2026 23:09 |
| 2,4,5-T (Trichlorophenoxy acetic acid) | ND | 1.0 | 2.0 | 10 | 04/15/2026 23:09 |
| 2,4,5-TP (Silvex) | ND | 1.6 | 5.0 | 10 | 04/15/2026 23:09 |

| Surrogates | REC (%) | Limits | DF | |
|---|---|---|---|---|
| DCAA | 103 | 60-140 | 10 | 04/15/2026 23:09 |

Analyst(s): DP

Analytical Comments: a3,b1

McCampbell Analytical, Inc.
"When Quality Counts"

1534 Willow Pass Road, Pittsburg, CA 94565-1701
Toll Free Telephone: (877) 252-9262 / Fax: (925) 252-9269
http://www.mccampbell.com / E-mail: main@mccampbell.com

# Analytical Report

| | | | |
|---|---|---|---|
| **Client:** | Enthalpy Analytical | **WorkOrder:** | 2604A50 |
| **Date Received:** | 04/14/2026 9:09 | **Extraction Method:** | RSK175 |
| **Date Prepared:** | 04/17/2026 | **Analytical Method:** | RSK175 |
| **Project:** | EO-557419 | **Unit:** | µg/L |

## Dissolved Carbon Dioxide by RSK 175

| Client ID | Lab ID | Matrix | Date Collected | Instrument FileID | Batch ID |
|---|---|---|---|---|---|
| SOUTH BASIN - WESTERN INLET | 2604A50-001B | Water | 04/12/2026 07:30 | GC26 0417261106.D | 340000 |

| Analytes | Result | MDL | RL | DF | Date Analyzed |
|---|---|---|---|---|---|
| Carbon Dioxide | **4200** | 250 | 250 | 5 | 04/17/2026 13:09 |

Analyst(s): CLO  Analytical Comments: b1

| Client ID | Lab ID | Matrix | Date Collected | Instrument FileID | Batch ID |
|---|---|---|---|---|---|
| SOUTH BASIN - EASTERN INLET | 2604A50-002B | Water | 04/12/2026 07:40 | GC26 0417261107.D | 340000 |

| Analytes | Result | MDL | RL | DF | Date Analyzed |
|---|---|---|---|---|---|
| Carbon Dioxide | **580** | 50 | 50 | 1 | 04/17/2026 14:39 |

Analyst(s): CLO  Analytical Comments: b1

McCampbell Analytical, Inc.
"When Quality Counts"
1534 Willow Pass Road, Pittsburg, CA 94565-1701
Toll Free Telephone: (877) 252-9262 / Fax: (925) 252-9269
http://www.mccampbell.com / E-mail: main@mccampbell.com

# Quality Control Report

| | | | |
|---|---|---|---|
| **Client:** | Enthalpy Analytical | **WorkOrder:** | 2604A50 |
| **Date Prepared:** | 04/15/2026 | **BatchID:** | 339708 |
| **Date Analyzed:** | 04/15/2026 | **Extraction Method:** | E8151A |
| **Instrument:** | GC15A | **Analytical Method:** | E8151A |
| **Matrix:** | Water | **Unit:** | µg/L |
| **Project:** | EO-557419 | **Sample ID:** | MB/LCS/LCSD-339708 |

## QC Summary Report for E8151A

| Analyte | MB Result | MDL | RL | SPK Val | MB IS/SS %REC | MB IS/SS Limits |
|---|---|---|---|---|---|---|
| Acifluorfen | ND | 0.53 | 1.0 | - | - | - |
| Bentazon | ND | 0.32 | 1.0 | - | - | - |
| Chloramben | ND | 0.64 | 1.0 | - | - | - |
| 2,4-D (Dichlorophenoxyacetic acid) | ND | 0.079 | 0.20 | - | - | - |
| 2,4-DB | ND | 0.42 | 1.0 | - | - | - |
| Dalapon | ND | 0.77 | 1.0 | - | - | - |
| DCPA (mono & diacid) | ND | 0.50 | 1.0 | - | - | - |
| Dicamba | ND | 0.074 | 0.20 | - | - | - |
| 3,5-Dichlorobenzoic Acid | ND | 0.24 | 1.0 | - | - | - |
| Dichloroprop | ND | 0.35 | 1.0 | - | - | - |
| Dinoseb (DNBP) | ND | 0.30 | 1.0 | - | - | - |
| MCPA | ND | 1.3 | 2.0 | - | - | - |
| MCPP | ND | 1.2 | 2.0 | - | - | - |
| 4-Nitrophenol | ND | 0.77 | 1.0 | - | - | - |
| Pentachlorophenol (PCP) | ND | 0.055 | 0.20 | - | - | - |
| Picloram | ND | 0.38 | 1.0 | - | - | - |
| 2,4,5-T (Trichlorophenoxy acetic acid) | ND | 0.10 | 0.20 | - | - | - |
| 2,4,5-TP (Silvex) | ND | 0.16 | 0.50 | - | - | - |
| **Surrogate Recovery** | | | | | | |
| DCAA | 9.5 | | | 10 | 95 | 70-130 |

*(Cont.)*

CA ELAP 1644 • ORELAP (NELAP) 4033

McCampbell Analytical, Inc.
"When Quality Counts"
1534 Willow Pass Road, Pittsburg, CA 94565-1701
Toll Free Telephone: (877) 252-9262 / Fax: (925) 252-9269
http://www.mccampbell.com / E-mail: main@mccampbell.com

# Quality Control Report

| | | | |
|---|---|---|---|
| **Client:** | Enthalpy Analytical | **WorkOrder:** | 2604A50 |
| **Date Prepared:** | 04/15/2026 | **BatchID:** | 339708 |
| **Date Analyzed:** | 04/15/2026 | **Extraction Method:** | E8151A |
| **Instrument:** | GC15A | **Analytical Method:** | E8151A |
| **Matrix:** | Water | **Unit:** | µg/L |
| **Project:** | EO-557419 | **Sample ID:** | MB/LCS/LCSD-339708 |

## QC Summary Report for E8151A

| Analyte | LCS Result | LCSD Result | SPK Val | LCS %REC | LCSD %REC | LCS/LCSD Limits | RPD | RPD Limit |
|---|---|---|---|---|---|---|---|---|
| Acifluorfen | 8.9 | 9.4 | 10 | 89 | 94 | 70-130 | 5.51 | 30 |
| Bentazon | 9.7 | 10 | 10 | 97 | 104 | 70-130 | 6.56 | 30 |
| Chloramben | 11 | 11 | 10 | 107 | 113 | 70-130 | 5.77 | 30 |
| 2,4-D (Dichlorophenoxyacetic acid) | 8.8 | 9.3 | 10 | 88 | 93 | 70-130 | 5.84 | 30 |
| 2,4-DB | 9.6 | 10 | 10 | 96 | 102 | 70-130 | 6.95 | 30 |
| Dalapon | 8.7 | 9.3 | 10 | 87 | 93 | 70-130 | 6.41 | 30 |
| DCPA (mono & diacid) | 8.6 | 9.2 | 10 | 86 | 92 | 70-130 | 6.36 | 30 |
| Dicamba | 9.0 | 9.5 | 10 | 90 | 95 | 70-130 | 5.56 | 30 |
| 3,5-Dichlorobenzoic Acid | 8.9 | 9.5 | 10 | 89 | 95 | 70-130 | 5.72 | 30 |
| Dichloroprop | 8.6 | 9.1 | 10 | 86 | 91 | 70-130 | 5.85 | 30 |
| Dinoseb (DNBP) | 9.1 | 9.5 | 10 | 91 | 95 | 70-130 | 5.08 | 30 |
| MCPA | 110 | 120 | 100 | 108 | 116 | 70-130 | 7.12 | 30 |
| MCPP | 87 | 96 | 100 | 87 | 96 | 70-130 | 9.63 | 30 |
| 4-Nitrophenol | 7.1 | 7.4 | 10 | 71 | 74 | 70-130 | 3.52 | 30 |
| Pentachlorophenol (PCP) | 9.1 | 9.6 | 10 | 91 | 96 | 70-130 | 5.47 | 30 |
| Picloram | 8.6 | 9.2 | 10 | 86 | 92 | 70-130 | 6.42 | 30 |
| 2,4,5-T (Trichlorophenoxy acetic acid) | 9.0 | 9.6 | 10 | 90 | 96 | 70-130 | 6.09 | 30 |
| 2,4,5-TP (Silvex) | 9.2 | 9.8 | 10 | 92 | 98 | 70-130 | 6.15 | 30 |
| **Surrogate Recovery** | | | | | | | | |
| DCAA | 9.1 | 9.7 | 10 | 91 | 97 | 70-130 | 6.29 | 30 |

McCampbell Analytical, Inc.
"When Quality Counts"

1534 Willow Pass Road, Pittsburg, CA 94565-1701
Toll Free Telephone: (877) 252-9262 / Fax: (925) 252-9269
http://www.mccampbell.com / E-mail: main@mccampbell.com

# Quality Control Report

| | | | |
|---|---|---|---|
| **Client:** | Enthalpy Analytical | **WorkOrder:** | 2604A50 |
| **Date Prepared:** | 04/17/2026 | **BatchID:** | 340000 |
| **Date Analyzed:** | 04/17/2026 | **Extraction Method:** | RSK175 |
| **Instrument:** | GC26 | **Analytical Method:** | RSK175 |
| **Matrix:** | Water | **Unit:** | µg/L |
| **Project:** | EO-557419 | **Sample ID:** | MB/LCS/LCSD-340000 |

## QC Summary Report for RSK175

| Analyte | MB Result | MDL | RL | | | |
|---|---|---|---|---|---|---|
| Carbon Dioxide | ND | 50 | 50 | - | - | - |

| Analyte | LCS Result | LCSD Result | SPK Val | LCS %REC | LCSD %REC | LCS/LCSD Limits | RPD | RPD Limit |
|---|---|---|---|---|---|---|---|---|
| Carbon Dioxide | 150 | 150 | 187.2 | 82 | 81 | 70-130 | 1.61 | 30 |

McCampbell Analytical, Inc.
"When Quality Counts"

1534 Willow Pass Road, Pittsburg, CA 94565-1701
Toll Free Telephone: (877) 252-9262 / Fax: (925) 252-9269
http://www.mccampbell.com / E-mail: main@mccampbell.com

# Certified Analyte List

**Client:** Enthalpy Analytical **WorkOrder:** 2604A50

**Project:** EO-557419

| Analyte | Cert 1 | Cert 2 | Cert 3 | Cert 4 | Cert 5 | Analytical Method | Matrix |
|---|---|---|---|---|---|---|---|
| 2,4,5-T (Trichlorophenoxy acetic acid) | ◉ | ◉ | ○ | ○ | ○ | E8151A | Water |
| 2,4,5-TP (Silvex) | ◉ | ◉ | ○ | ○ | ○ | E8151A | Water |
| 2,4-D (Dichlorophenoxyacetic acid) | ◉ | ◉ | ○ | ○ | ○ | E8151A | Water |
| 2,4-DB | ◉ | ◉ | ○ | ○ | ○ | E8151A | Water |
| 3,5-Dichlorobenzoic Acid | ○ | ◉ | ○ | ○ | ○ | E8151A | Water |
| 4-Nitrophenol | ◉ | ◉ | ○ | ○ | ○ | E8151A | Water |
| Acifluorfen | ○ | ◉ | ○ | ○ | ○ | E8151A | Water |
| Bentazon | ○ | ◉ | ○ | ○ | ○ | E8151A | Water |
| Chloramben | ○ | ◉ | ○ | ○ | ○ | E8151A | Water |
| Dalapon | ◉ | ◉ | ○ | ○ | ○ | E8151A | Water |
| DCPA (mono & diacid) | ○ | ◉ | ○ | ○ | ○ | E8151A | Water |
| Dicamba | ◉ | ◉ | ○ | ○ | ○ | E8151A | Water |
| Dichloroprop | ◉ | ◉ | ○ | ○ | ○ | E8151A | Water |
| Dinoseb (DNBP) | ◉ | ◉ | ○ | ○ | ○ | E8151A | Water |
| MCPA | ◉ | ◉ | ○ | ○ | ○ | E8151A | Water |
| MCPP | ◉ | ◉ | ○ | ○ | ○ | E8151A | Water |
| Pentachlorophenol (PCP) | ◉ | ◉ | ○ | ○ | ○ | E8151A | Water |
| Picloram | ○ | ◉ | ○ | ○ | ○ | E8151A | Water |

**Certifications**

| | |
|---|---|
| Cert 1 | CA ELAP 1644 |
| Cert 2 | ORELAP (NELAP) 4033 |

The Certified Analyte Report lists the compounds for which MAI is accredited at the time of issuance. Although MAI holds multiple accreditations, methods with extensive compound lists may not be fully accredited due to state agency availability.

McCampbell Analytical, Inc.
1534 Willow Pass Rd
Pittsburg, CA 94565-1701
(925) 252-9262

# CHAIN-OF-CUSTODY RECORD



**WorkOrder: 2604A50** **ClientCode: ENO** **QuoteID: 262776**

☐ WaterTrax ☐ CLIP ☐ EDF ☑ EQuIS ☑ Dry-Weight ☑ Email ☐ HardCopy ☐ ThirdParty ☑ J-flag
☑ Detection Summary ☑ **Excel** [A1_Standard _QC]

**Report to:**
David Tripp
Enthalpy Analytical
931 West Barkley Avenue
Orange, CA 92868
657-581-4710 FAX:

Email: david.tripp@enthalpy.com
cc/3rd Party: incomingreports@enthalpy.com;
PO: 096843
Project: EO-557419

**Bill to:**
Accounts Payable/Enthalpy SoCal
Montrose Environmental Group
PO Box 842165
Boston, MA 02284-2165
003EL_ap@montrose-env.com

**Requested TAT:** 5 days;

***Date Received:*** **04/14/2026**
***Date Logged:*** **04/14/2026**

| Lab ID | ClientSampID | Matrix | Collection Date | Hold | Requested Tests (See legend below) | | | | | | | | | | | |
|---|---|---|---|---|---|---|---|---|---|---|---|---|---|---|---|---|
| | | | | | 1 | 2 | 3 | 4 | 5 | 6 | 7 | 8 | 9 | 10 | 11 | 12 |
| 2604A50-001 | SOUTH BASIN - WESTERN INLET | Water | 4/12/2026 07:30 | ☐ | A | A | B | | | | | | | | | |
| 2604A50-002 | SOUTH BASIN - EASTERN INLET | Water | 4/12/2026 07:40 | ☐ | A | A | B | | | | | | | | | |

**Test Legend:**

| | | | | | | | |
|---|---|---|---|---|---|---|---|
| 1 | 8151_W | 2 | PRDisposal Fee | 3 | RSK175_CO2_W | 4 | |
| 5 | | 6 | | 7 | | 8 | |
| 9 | | 10 | | 11 | | 12 | |

**Project Manager: Jena Alfaro**

**Prepared by: Emily Perez**

**Comments:**

NOTE: Soil samples are discarded 60 days after receipt unless other arrangements are made (Water samples are 30 days).
Hazardous samples will be returned to client or disposed of at client expense.

McCampbell Analytical, Inc.
"When Quality Counts"

1534 Willow Pass Road, Pittsburg, CA 94565-1701
Toll Free Telephone: (877) 252-9262 / Fax: (925) 252-9269
http://www.mccampbell.com / E-mail: main@mccampbell.com

# WORK ORDER SUMMARY

**Client Name:** ENTHALPY ANALYTICAL
**Client Contact:** David Tripp
**Contact's Email:** david.tripp@enthalpy.com

**Project:** EO-557419
**Comments**

**Work Order:** 2604A50
**QC Level:** LEVEL 2
**Date Logged:** 4/14/2026

☐ WaterTrax ☐ CLIP ☐ EDF ☑ Excel ☐ EQuIS ☑ Email ☐ HardCopy ☐ ThirdParty ☑ J-flag

| LabID | ClientSampID | Matrix | Test Name | Cont./ Comp. | Bottle & Preservative | U** | Head Space | Dry-Weight | Collection Date & Time | TAT | Test Due Date | Sediment Content | Hold | Sub Out |
|---|---|---|---|---|---|---|---|---|---|---|---|---|---|---|
| 001A | SOUTH BASIN - WESTERN INLET | Water | E8151A (Chlorinated Herbicides) | 1 | | ☐ | ☐ | ☐ | 4/12/2026 7:30 | 5 days | 4/21/2026 | 1%+ | ☐ | ☐ |
| 001B | SOUTH BASIN - WESTERN INLET | Water | RSK175 (CO2) | 2 | | ☐ | ☐ | ☐ | 4/12/2026 7:30 | 5 days | 4/21/2026 | 1%+ | ☐ | ☐ |
| 002A | SOUTH BASIN - EASTERN INLET | Water | E8151A (Chlorinated Herbicides) | 1 | | ☐ | ☐ | ☐ | 4/12/2026 7:40 | 5 days | 4/21/2026 | 1%+ | ☐ | ☐ |
| 002B | SOUTH BASIN - EASTERN INLET | Water | RSK175 (CO2) | 2 | | ☐ | ☐ | ☐ | 4/12/2026 7:40 | 5 days | 4/21/2026 | 1%+ | ☐ | ☐ |

**NOTES:** *** STLC and TCLP extractions require 2 days to complete; therefore, all TATs begin after the extraction is completed (i.e., One-day TAT yields results in 3 days from sample submission).**

**- ISM prep requires 5 to 10 days to complete; therefore, all TATs begin after the extraction is completed (i.e., One-day TAT yields results in 6 to 11 days from sample submission). Due date listed on WO summary will not accurately reflect the time needed for sample preparation.**

**- Organic extracts are held for 40 days before disposal; Inorganic extract are held for 30 days.**

**- MAI assumes that all material present in the provided sampling container is considered part of the sample - MAI does not exclude any material from the sample prior to sample preparation unless requested in writing by the client.**

**U** = An unpreserved container was received for a method that suggests a preservation in order to extend hold time for analysis.**

**Cont./Comp. = Containers /Composites**

2604A50

ENTHALPY ANALYTICAL
931 West Barkley Ave
Orange, CA 92868
(714) 771-6900

Subcontract Laboratory:
McCampbell Analytical, Inc.
1534 Willow Pass Rd.
Pittsburg, CA 94565
ATTN: Quote ID: 262776
PO #: PO-096843

Enthalpy Order: EO-557419
PM: David Tripp
Email: david.tripp@enthalpy.com
CC: incomingreports@enthalpy.com
Phone: 657-581-4710

Results Due: 04/21/26
Report Level: II
Report To: MDL
EDDs: Standard Excel EDD

Notes:
CHIQUITA Stormwater - No dilutions please unless absolutely necessary due to matrix or other technically valid reason, requiring clear, technical explanation in your Case Narrative for client's regulator (CA-RWQCB). Hold time rush, please, only if necessary.

| Sample ID | Collected | Lab ID | # Cont. | Matrix | Analysis Requested | Comment |
|---|---|---|---|---|---|---|
| SOUTH BASIN - WESTERN INLET | 12-APR-2026 07:30 | 557419-001 | 1 | Water | EPA 8151A Chlorinated Herbicides | |
| | | | 2 | Water | RSK-175 CO2 | |
| SOUTH BASIN - EASTERN INLET | 12-APR-2026 07:40 | 557419-002 | 1 | Water | EPA 8151A Chlorinated Herbicides | |
| | | | 2 | Water | RSK-175 CO2 | |

| Notes: | Relinquished By: | Received By: |
|---|---|---|
| | [signature] | |
| | Date: 4-13-26 15:00 | Date: |
| | | [signature] |
| | Date: | Date: 04/14/26 0909 |
| | | |
| | Date: | Date: |

2-Shelf
IR46

McCampbell Analytical, Inc.
"When Quality Counts"

1534 Willow Pass Road, Pittsburg, CA 94565-1701
Toll Free Telephone: (877) 252-9262 / Fax: (925) 252-9269
http://www.mccampbell.com / E-mail: main@mccampbell.com

# Sample Receipt Checklist

| | | | |
|---|---|---|---|
| Client Name: | **Enthalpy Analytical** | Date and Time Received: | **4/14/2026 09:09** |
| Project: | **EO-557419** | Date Logged: | **4/14/2026** |
| | | Received by: | Emily Perez |
| WorkOrder №: | **2604A50** Matrix: Water | Logged by: | Emily Perez |
| Carrier: | FedEx | | |

## Chain of Custody (COC) Information

| | | | | | | |
|---|---|---|---|---|---|---|
| Chain of custody present? | Yes | ☑ | No | ☐ | | |
| Chain of custody signed when relinquished and received? | Yes | ☑ | No | ☐ | | |
| Chain of custody agrees with sample labels? | Yes | ☑ | No | ☐ | | |
| Sample IDs noted by Client on COC? | Yes | ☑ | No | ☐ | | |
| Date and Time of collection noted by Client on COC? | Yes | ☑ | No | ☐ | | |
| Sampler's name noted on COC? | Yes | ☑ | No | ☐ | | |
| COC agrees with Quote? | Yes | ☑ | No | ☐ | NA | ☐ |
| COC quote is active? | Yes | ☑ | No | ☐ | NA | ☐ |

## Sample Receipt Information

| | | | | | | |
|---|---|---|---|---|---|---|
| Custody seals intact on shipping container/cooler? | Yes | ☐ | No | ☐ | NA | ☑ |
| Custody seals intact on sample bottles? | Yes | ☐ | No | ☐ | NA | ☑ |
| Shipping container/cooler in good condition? | Yes | ☑ | No | ☐ | | |
| Samples in proper containers/bottles? | Yes | ☑ | No | ☐ | | |
| Sample containers intact? | Yes | ☑ | No | ☐ | | |
| Sufficient sample volume for indicated test? | Yes | ☑ | No | ☐ | | |

## Sample Preservation and Hold Time (HT) Information

| | | | | | | |
|---|---|---|---|---|---|---|
| All samples received within holding time? | Yes | ☑ | No | ☐ | NA | ☐ |
| Samples Received on Ice? | Yes | ☑ | No | ☐ | | |
| (Ice Type: WET ICE ) | | | | | | |
| Sample/Temp Blank temperature | Temp: 2.5°C | | | | NA | ☐ |
| ZHS conditional analyses: VOA meets zero headspace requirement (VOCs, TPHg/BTEX, RSK)? | Yes | ☑ | No | ☐ | NA | ☐ |
| Sample labels checked for correct preservation? | Yes | ☑ | No | ☐ | | |
| pH acceptable upon receipt (Metal: <2)? | Yes | ☐ | No | ☐ | NA | ☑ |

UCMR Samples:

| | | | | | | |
|---|---|---|---|---|---|---|
| pH tested and acceptable upon receipt (200.7: ≤2; 533: 6 - 8; 537.1: 6 - 8)? | Yes | ☐ | No | ☐ | NA | ☑ |
| Free Chlorine tested and acceptable upon receipt (<0.1mg/L) [not applicable to 200.7]? | Yes | ☐ | No | ☐ | NA | ☑ |

Comments:

**Laboratory Job Number 557419**

**Subcontracted Products**

**Onterris Laboratories - El Dorado Hills**

May 05, 2026

**Onterris - El Dorado Hills**
**Work Order No. 2604127**

Mr. David Tripp
Onterris Laboratories - Orange
931 W. Barkley Avenue
Orange, CA 92868

Dear Mr. Tripp,

Enclosed are the results for the sample set received at Onterris - EDH on April 14, 2026 under your Project Name 'EO-557419'.

Onterris- EDH is committed to serving you effectively. If you require additional information, please contact me at 916-673-1520 or by email at mark.rein@onterris.com.

Thank you for choosing Onterris - EDH as part of your analytical support team.

Sincerely,



Mark Rein
Project Manager

*Onterris - EDH certifies that the report herein meets all the requirements set forth by NELAP for those applicable test methods. Results relate only to the samples as received by the laboratory. This report should not be reproduced except in full without the written approval of Onterris -EDH .*

**Onterris - EDH Work Order No. 2604127**
**Case Narrative**

**Sample Condition on Receipt:**

Two water samples were received and stored securely in accordance with Onterris - EDH standard operating procedures and EPA methodology. The samples were received in good condition and within the method temperature requirements.

**Analytical Notes:**

**EPA Method 8290A**

The samples were extracted and analyzed for 2,3,7,8-TCDD by EPA Method 8290A using a ZB-DIOXIN GC column.

The samples contained high solids content and a subsample of each sample was taken for extraction.

Holding Times

The method holding time criteria were met for these samples.

Quality Control

The Initial Calibration and Continuing Calibration Verifications met the method acceptance criteria.

A Method Blank and Ongoing Precision and Recovery (OPR) sample were extracted and analyzed with the preparation batch. No analytes were detected above the sample quantitation limits in the Method Blank. The OPR recoveries were within the method acceptance criteria.

Labeled standard recoveries for all QC and field samples were within method acceptance criteria.

TABLE OF CONTENTS


Case Narrative..... 1

Table of Contents..... 3

Sample Inventory..... 4

Analytical Results..... 5

Qualifiers..... 10

Certifications..... 11

Sample Receipt..... 12

# Sample Inventory Report

| Sample ID | Client Sample ID | Sampled | Received | Components/Containers |
|---|---|---|---|---|
| 2604127-01 | SOUTH BASIN - WESTERN INLET | 12-Apr-26 07:30 | 14-Apr-26 10:03 | Amber Glass NM Bottle, 1L |
| 2604127-02 | SOUTH BASIN - EASTERN INLET | 12-Apr-26 07:40 | 14-Apr-26 10:03 | Amber Glass NM Bottle, 1L |

## ANALYTICAL RESULTS

## Sample ID: Method Blank

**EPA Method 8290A**

**Client Data**

Name: Onterris Laboratories - Orange
Project: EO-557419
Matrix: Aqueous

**Laboratory Data**

Lab Sample: B26D356-BLK1
QC Batch: B26D356
Sample Size: 1.00 L
Date Extracted: 30-Apr-26
Column: ZB-DIOXIN

| Analyte | Conc. (pg/L) | MDL | RL | Qualifiers | Analyzed | Dilution |
|---|---|---|---|---|---|---|
| 2,3,7,8-TCDD | ND | 1.78 | 5.00 | | 01-May-26 17:21 | 1 |

| Labeled Standards | Type | % Recovery | Limits | Qualifiers | Analyzed | Dilution |
|---|---|---|---|---|---|---|
| 13C-2,3,7,8-TCDD | IS | 84.7 | 40 - 135 | | 01-May-26 17:21 | 1 |
| 37Cl-2,3,7,8-TCDD | CRS | 79.0 | 40 - 135 | | 01-May-26 17:21 | 1 |

MDL - Method Detection Limit
RL - Reporting limit

Results reported to MDL.

**Sample ID: OPR** **EPA Method 8290A**

**Client Data**

Name: Onterris Laboratories - Orange
Project: EO-557419
Matrix: Aqueous

**Laboratory Data**

Lab Sample: B26D356-BS1
QC Batch: B26D356
Sample Size: 1.00 L
Date Extracted: 30-Apr-26 03:59
Column: ZB-DIOXIN

| Analyte | Amt Found (pg/L) | Spike Amt | % Recovery | Limits | Qualifiers | Analyzed | Dilution |
|---|---|---|---|---|---|---|---|
| 2,3,7,8-TCDD | 173 | 200 | 86.7 | 70-130 | | 01-May-26 14:13 | 1 |
| **Labeled Standards** | **Type** | | **% Recovery** | **Limits** | **Qualifiers** | **Analyzed** | **Dilution** |
| 13C-2,3,7,8-TCDD | IS | | 89.0 | 40-135 | | 01-May-26 14:13 | 1 |
| 37Cl-2,3,7,8-TCDD | CRS | | 82.7 | 40-135 | | 01-May-26 14:13 | 1 |

## Sample ID: SOUTH BASIN - WESTERN INLET

**EPA Method 8290A**

**Client Data**

| | |
|---|---|
| Name: | Onterris Laboratories - Orange |
| Project: | EO-557419 |
| Matrix: | Water |
| Date Collected: | 12-Apr-26 07:30 |

**Laboratory Data**

| | | | |
|---|---|---|---|
| Lab Sample: | 2604127-01 | Date Received: | 14-Apr-26 10:03 |
| QC Batch: | B26D356 | Date Extracted: | 30-Apr-26 |
| Sample Size: | 0.501 L | Column: | ZB-DIOXIN |

| Analyte | Conc. (pg/L) | MDL | RL | Qualifiers | Analyzed | Dilution |
|---|---|---|---|---|---|---|
| 2,3,7,8-TCDD | ND | 3.55 | 9.97 | | 01-May-26 19:42 | 1 |

| Labeled Standards | Type | % Recovery | Limits | Qualifiers | Analyzed | Dilution |
|---|---|---|---|---|---|---|
| 13C-2,3,7,8-TCDD | IS | 95.2 | 40 - 135 | | 01-May-26 19:42 | 1 |
| 37Cl-2,3,7,8-TCDD | CRS | 87.0 | 40 - 135 | | 01-May-26 19:42 | 1 |

MDL - Method Detection Limit
RL - Reporting limit

Results reported to MDL.

## Sample ID: SOUTH BASIN - EASTERN INLET

**EPA Method 8290A**

**Client Data**

| | |
|---|---|
| Name: | Onterris Laboratories - Orange |
| Project: | EO-557419 |
| Matrix: | Water |
| Date Collected: | 12-Apr-26 07:40 |

**Laboratory Data**

| | | | |
|---|---|---|---|
| Lab Sample: | 2604127-02 | Date Received: | 14-Apr-26 10:03 |
| QC Batch: | B26D356 | Date Extracted: | 30-Apr-26 |
| Sample Size: | 0.500 L | Column: | ZB-DIOXIN |

| Analyte | Conc. (pg/L) | MDL | RL | Qualifiers | Analyzed | Dilution |
|---|---|---|---|---|---|---|
| 2,3,7,8-TCDD | ND | 3.56 | 10.0 | | 01-May-26 20:29 | 1 |

| Labeled Standards | Type | % Recovery | Limits | Qualifiers | Analyzed | Dilution |
|---|---|---|---|---|---|---|
| 13C-2,3,7,8-TCDD | IS | 64.6 | 40 - 135 | | 01-May-26 20:29 | 1 |
| 37Cl-2,3,7,8-TCDD | CRS | 60.1 | 40 - 135 | | 01-May-26 20:29 | 1 |

MDL - Method Detection Limit
RL - Reporting limit

Results reported to MDL.

# DATA QUALIFIERS & ABBREVIATIONS

| | |
|---|---|
| B | Compound was also detected in the method blank |
| Conc. | Concentration |
| CRS | Cleanup Recovery Standard |
| D | Dilution |
| DL | Detection Limit |
| E | Concentration exceeded the calibration range |
| EDL | Estimated Detection Limit |
| EMPC | Estimated Maximum Possible Concentration |
| H | Recovery and/or RPD was outside laboratory acceptance limits |
| I | Chemical Interference |
| IS | Internal Standard |
| J | Estimated Concentration below the Reporting Limit/LOQ |
| LOD | Limit of Detection |
| LOQ | Limit of Quantitation |
| MDL | Method Detection Limit |
| NA | Not Applicable |
| ND | Not Detected |
| OPR | Ongoing Precision and Recovery sample |
| P | Concentration may include contribution from chlorinated diphenyl ether(s). |
| Q | Ion transition ratio is outside of the acceptance criteria. |
| RL | Reporting Limit (MRL) |
| TEQ | Toxic Equivalency, sum of the toxic equivalency factors (TEF) multiplied by the sample concentrations. |
| TEQMax | TEQ calculated using the detection limit as the concentration for non-detects |
| TEQMin | TEQ calculated using zero as the concentration for non-detects |
| TEQRisk | TEQ calculated using ½ the detection limit as the concentration for non-detects |
| U | Not Detected (specific projects only) |
| * | See Cover Letter |

Unless otherwise noted, solid sample results are reported in dry weight. Tissue samples are reported in wet weight.

# Onterris - EDH Certifications

| Accrediting Authority | Certificate Number |
|---|---|
| Alaska Department of Environmental Conservation | 17-013 |
| California Department of Health - ELAP | 2892 |
| DoD ELAP - A2LA Accredited - ISO/IEC 17025 | 3091.01 |
| Florida Department of Health | E87777 |
| Louisiana Department of Environmental Quality | 01977 |
| Maine Department of Health | 2020018 |
| Michigan Department of Environmental Quality | 9932 |
| Minnesota Department of Health | 2211390 |
| Nevada Division of Environmental Protection | CA00413 |
| New Hampshire Environmental Accreditation Program | 207721 |
| New Jersey Department of Environmental Protection | CA003 |
| New York Department of Health | 11411 |
| Ohio Environmental Protection Agency | 87778 |
| Oregon Laboratory Accreditation Program | 4042-021 |
| Texas Commission on Environmental Quality | T104704189-22-13 |
| Vermont Department of Health | VT-4042 |
| Virgnia Department of General Services | 11276 |
| Washington Department of Ecology | C584 |
| Wisconsin Department of Natural Resources | 998036160 |

*Current certificates and lists of licensed parameters can be found at Onterris.com/Resources/Accreditations*

ENTHALPY ANALYTICAL

931 West Barkley Ave
Orange, CA 92868
(714) 771-6900

Subcontract Laboratory:
Enthalpy - El Dorado Hills
1104 Windfield Way
El Dorado Hills, CA 95762
ATTN: Mark Rein
PO #: Required, to be sent via email

Enthalpy Order: EO-557419
PM: David Tripp
Email: david.tripp@enthalpy.com
CC: incomingreports@enthalpy.com
Phone: 657-581-4710

2604127
2.4°C

Results Due: Standard TAT (15wd)
Report Level: II
Report To: MDL
EDDs: BLDR:Enthalpy (the normal EDD you send to Orange)

Notes:

CHIQUITA Stormwater - 15wd TAT or less if at all possible. No decanting. No dilutions unless absolutely necessary due to matrix or other technically valid reason.

| Sample ID | Collected | Lab ID | # Cont. | Matrix | Analysis Requested | Comment |
|---|---|---|---|---|---|---|
| SOUTH BASIN - WESTERN INLET | 12-APR-2026 07:30 | 557419-001 | 1 | Water | EPA 8290 - 2,3,7,8-TCDD Only | |
| SOUTH BASIN - EASTERN INLET | 12-APR-2026 07:40 | 557419-002 | 1 | Water | EPA 8290 - 2,3,7,8-TCDD Only | |

| Notes: | Relinquished By: | Received By: |
|---|---|---|
| | [signature] | [signature] |
| | Date: 4-13-26 15:00 | Date: 04/14/26 10:07 |
| | | |
| | Date: | Date: |
| | | |
| | Date: | Date: |

# CoC/Label Reconciliation Report WO# 2604127

| LabNumber | CoC Sample ID | SampleAlias | Sample Date/Time | Container | BaseMatrix | Sample Comments |
|---|---|---|---|---|---|---|
| 2604127-01 | A SOUTH BASIN - WESTERN INLET ☑ A | 557419-001 | 12-Apr-26 07:30 ☑ | Amber Glass NM Bottle, 1L | Aqueous | |
| 2604127-02 | A SOUTH BASIN - EASTERN INLET ☑ A | 557419-002 | 12-Apr-26 07:40 ☑ | Amber Glass NM Bottle, 1L | Aqueous | |

Checkmarks indicate that information on the COC reconciled with the sample label.
Any discrepancies are noted in the following columns.

| CONDITION | Yes | No | NA |
|---|---|---|---|
| Sample Container Intact? | ✓ | | |
| Sample Container(s) Custody Seals Intact? | | | ✓ |
| Custody Seals On Cooler Intact? | | | ✓ |
| Adequate Sample Volume? | ✓ | | |
| Container Type Appropriate for Analysis(es)? | ✓ | | |

Comments:
(A = NO Backup volume

Preservation Documented: Na2S2O3 Trizma NH4CH3CO2 (None) Other

Verifed by/Date: XAO 04/14/26
KMA 04/14/26

Onterris
931 West Barkley Ave
Orange, CA 92868
(714) 771-6900

onterris.com

Lab Job Number : 557594
Report Level : II
Report Date : 05/06/2026

**Analytical Report** *prepared for:*

Matt Breuer
Waste Connections
Chiquita Canyon Landfill
29201 Henry Mayo Drive
Castaic, CA 91384

Project: CCLF STORMWATER - Chiquita Canyon Stormwater

*Authorized for release by:*

David Tripp, Senior Project Manager
657-581-4710
david.tripp@onterris.com

This data package has been reviewed for technical correctness and completeness. Release of this data has been authorized by the Laboratory Manager or the Manager's designee, as verified by the above signature which applies to this PDF file as well as any associated electronic data deliverable files. The results contained in this report meet all requirements of NELAP and pertain only to those samples which were submitted for analysis. This report may be reproduced only in its entirety.

CA ELAP# 1338, CA ELAP #1338-S1, NELAP# 4038, SCAQMD LAP# 18LA0518, LACSD ID# 10105, ORELAP# 4197

Onterris ENTHALPY ANALYTICAL

# Sample Summary

| | | |
|---|---|---|
| Matt Breuer<br>Waste Connections<br>Chiquita Canyon Landfill<br>29201 Henry Mayo Drive<br>Castaic, CA 91384 | Lab Job #:<br>Project No:<br>Location:<br>Date Received: | 557594<br>CCLF STORMWATER<br>Chiquita Canyon Stormwater<br>04/14/26 |

| Sample ID | Lab ID | Collected | Matrix |
|---|---|---|---|
| SOUTH BASIN - EASTERN INLET | 557594-001 | 04/14/26 15:40 | Water |

# Case Narrative

| | |
|---|---|
| Waste Connections<br>Chiquita Canyon Landfill<br>29201 Henry Mayo Drive<br>Castaic, CA 91384<br>Matt Breuer | Lab Job Number: 557594<br>Project No: CCLF STORMWATER<br>Location: Chiquita Canyon Stormwater<br>Date Received: 04/14/26 |

- This data package contains sample and QC results for one water sample, requested for the above referenced project on 04/15/26. The sample was received in good condition.
- DILUTIONS: Dilutions in this report were performed solely for the purpose of reporting target analytes within method calibration ranges - except where otherwise noted below or in Sub-Lab Case Narrative(s).
- EPA 1664A, EPA 200.7, EPA 200.8, EPA 245.1, EPA 300.0, EPA 350.1, EPA 420.1, EPA 625.1, EPA 8081A, EPA 8082, EPA 8270C-SIM, EPA 8270E, SM 4500-CN-E, SM 4500-P-B5-E, SM 4500-S2-D, SM 5310B, SM 9221B, SM 9221F, SM2130B, SM2320B, SM2510B, SM2540C, SM2540D, SM5210B, and SM5220D analyses were performed at 931 West Barkley Ave, Orange, CA, 92868.
- EPA 8260B analysis was performed at 2532 E Cerritos Ave., Anaheim, CA, 92806.

**Volatile Organics by GC/MS (EPA 8260B):**

- SOUTH BASIN - EASTERN INLET (lab # 557594-001) had pH greater than 2.
- No other analytical problems were encountered.

**Semivolatile Organics by GC/MS (EPA 8270E):**

No analytical problems were encountered.

**Semivolatile Organics by GC/MS (EPA 625.1):**

- Low recovery was observed for a-terpineol in the BSD for batch 401058; the associated RPD was within limits.
- Low surrogate recoveries were observed for 2-fluorophenol in SOUTH BASIN - EASTERN INLET (lab # 557594-001) and the method blank/BS/BSD for batch 401058.
- Low surrogate recoveries were observed for phenol-d6 in SOUTH BASIN - EASTERN INLET (lab # 557594-001) and the method blank/BS/BSD for batch 401058.
- Low surrogate recovery was observed for nitrobenzene-d5 in SOUTH BASIN - EASTERN INLET (lab # 557594-001).
- Low surrogate recovery was observed for 2-fluorobiphenyl in SOUTH BASIN - EASTERN INLET (lab # 557594-001).
- Low surrogate recovery was observed for terphenyl-d14 in SOUTH BASIN - EASTERN INLET (lab # 557594-001).
- No other analytical problems were encountered.

**Semivolatile Organics by GC/MS SIM (EPA 8270C-SIM):**

- High recovery was observed for 1,4-dioxane in the MSD for batch 400819; the parent sample was not a project sample, the LCS was within limits, the associated RPD was within limits, and this analyte was not detected at or above the RL in the associated sample.
- No other analytical problems were encountered.

**Pesticides (EPA 8081A):**

- High recoveries were observed for many analytes in the BS for batch 400817; these analytes were not detected at or above the RL in the associated sample. High RPD was observed for heptachlor epoxide in the BS/BSD for batch 400817; this analyte was not detected at or above the RL in the associated sample.
- High surrogate recovery was observed for decachlorobiphenyl in the BS for batch 400817; the corresponding TCMX surrogate recovery was within limits.
- SOUTH BASIN - EASTERN INLET (lab # 557594-001) was diluted due to the dark and viscous nature of the sample extract.
- No other analytical problems were encountered.

**Total Organic Carbon by IR (SM 5310B):**
No analytical problems were encountered.

**PCBs (EPA 8082):**

- SOUTH BASIN - EASTERN INLET (lab # 557594-001) was diluted due to the dark and viscous nature of the sample extract.
- SOUTH BASIN - EASTERN INLET (lab # 557594-001) was treated with sulfuric acid to reduce analytical interferences or due to the presence of color.
- No other analytical problems were encountered.

**Metals (EPA 200.7, EPA 200.8, and EPA 245.1):**

- Low recoveries were observed for boron in the MS/MSD for batch 400828; the parent sample was not a project sample, the LCS was within limits, and the associated RPD was within limits.
- No other analytical problems were encountered.

**Ion Chromatography (EPA 300.0):**

- High recoveries were observed for a number of analytes in the MSD for batch 400760; the parent sample was not a project sample, and the LCS was within limits.
- Responses exceeding the instrument's linear range were observed for chloride and sulfate in the MSs/MSDs for batch 400760; affected data was qualified with "E".
- No other analytical problems were encountered.

**Total Phosphorus as P (SM 4500-P-B5-E):**
No analytical problems were encountered.

**Conductivity (SM2510B):**
No analytical problems were encountered.

**Total Oil & Grease (HEM) (EPA 1664A):**

- Matrix spikes were not performed for this analysis due to insufficient sample volume.
- No analytical problems were encountered.

**Total Phenolics (EPA 420.1):**
No analytical problems were encountered.

**Alkalinity (SM2320B):**
No analytical problems were encountered.

**Sulfide (SM 4500-S2-D):**
No analytical problems were encountered.

**Total Dissolved Solids (TDS) (SM2540C):**
No analytical problems were encountered.

**Total Suspended Solids (TSS) (SM2540D):**
No analytical problems were encountered.

**Chemical Oxygen Demand (SM5220D):**
No analytical problems were encountered.

**Biochemical Oxygen Demand (SM5210B):**
No analytical problems were encountered.

**Turbidity (SM2130B):**
No analytical problems were encountered.

**Cyanide - Semi-Automated Method (SM 4500-CN-E and SM 4500-CN-E):**
No analytical problems were encountered.

**Coliform - 9221 Tests (SM 9221B and SM 9221F):**
No analytical problems were encountered.

**Ammonia and TKN- Semi-Automated Method (SM 4500-NH3-G):**
No analytical problems were encountered.

**Organophosphorus Pesticides (EPA 8141A):**
Pace Laboratories in Bakersfield, CA performed the analysis (see sublab report section for certifications). Please see the Pace Laboratories case narrative.

**8151A Chlorinated Herbicides (EPA 8151A):**
McCampbell Analytical, Inc. in Pittsburg, CA performed the analysis (NELAP certified). Please see the McCampbell Analytical, Inc. case narrative.

**RSK-175 CO2 (RSK-175):**
McCampbell Analytical, Inc. in Pittsburg, CA performed the analysis (see sublab report section for certifications). Please see the McCampbell Analytical, Inc. case narrative.

**Dioxins & Furans (EPA 8290):**
Enthalpy - El Dorado Hills in El Dorado Hills, CA performed the analysis (see sublab report section for certifications). Please see the Enthalpy - El Dorado Hills case narrative.

ENTHALPY ANALYTICAL

**Chain of Custody Record**

Lab No: 557594

Page: 1 of 3

**Turn Around Time (rush by advanced notice only)**

| | | | | | |
|---|---|---|---|---|---|
| Standard: | | 5 Day: | | 3 Day: | |
| 2 Day: | | 1 Day: | X | Custom TAT: | |

**Enthalpy Analytical - Orange**

931 W. Barkley Avenue, Orange, CA 92868

Phone 714-771-6900

**Matrix:** A = Air S = Soil/Solid
W = Water DW = Drinking Wate SD = Sediment
PP = Pure Product SEA = Sea Water
SW = Swab T = Tissue WP = Wipe O = Other

**Preservatives:**
1 = $Na_2S_2O_3$ 2 = HCl 3 = $HNO_3$
4 = $H_2SO_4$ 5 = NaOH 6 = Other

**Sample Receipt Temp:**
1 is ice
3.2/3.6 bag
4.1/4.5
(lab use only)

| CUSTOMER INFORMATION | | PROJECT INFORMATION | |
|---|---|---|---|
| Company: | Chiquita Canyon, LLC | Name: | Stormwater Outlet |
| Report To: | Matt Breuer | Number: | |
| Email: | matthew.breuer@wasteconnection | P.O. #: | |
| Address: | 29201 Henry Mayo Drive | Address: | 29201 Henry Mayo Drive |
| | Castaic, CA 91384 | | Castaic, CA 91384 |
| Phone: | 682-559-3880 | Global ID: | |
| Fax: | | Sampled By: | MT, CH, GA |

**Analysis Request**

| | Sample ID | Sampling Date | Sampling Time | Matrix | Container No. / Size | Pres. | 200.7/200.8 Metals (see comments) | 245.1 Mercury | 4500-CN-E Cyanide | 8081 Pesticides / 8082 PCBs | 8141 Organophosphorous Pesticides | 8151 Herbicides | 8260 VOCs | 8260 Acrolein/Acrylonitrile | 8270C | 8290 2,3,7,8-TCDD | Test Instructions / Comments |
|---|---|---|---|---|---|---|---|---|---|---|---|---|---|---|---|---|---|
| 1 | South Basin - Eastern Inlet | 04/14/26 | 1540 | W | 31 | 1,2,4,6 | X | X | X | X | X | X | X | X | X | X | Temp: 25.0°C, pH 8.49 |
| 2 | | | | | | | | | | | | | | | | | |
| 3 | | | | | | | | | | | | | | | | | |
| 4 | | | | | | | | | | | | | | | | | |
| 5 | | | | | | | | | | | | | | | | | |
| 6 | | | | | | | | | | | | | | | | | |
| 7 | | | | | | | | | | | | | | | | | |
| 8 | | | | | | | | | | | | | | | | | |
| 9 | | | | | | | | | | | | | | | | | |
| 10 | | | | | | | | | | | | | | | | | |

**Test Instructions / Comments**

**200.8 - Ag, As, B, Ba, Be, Cd, Co, Cr, Cu, Ni, Mn, Pb, Sb, Se, Sn, Tl, V, Zn**
**200.7 - Fe, Ca, K, Mg, Na**

**Additional email recipients:**
**matt.breuer@wasteconnections.com**
**stormwater@wasteconnections.com**
**tmb@swteng.com**
**aav@swteng.com**

**Direct invoices to:**
**Maribel Bolanos**
**(661) 257-3665**

Login 557594

| | Signature | Print Name | Company / Title | Date / Time |
|---|---|---|---|---|
| 1 Relinquished By: | [signature] | G. Avarluga | CTDI | 4/14/26 18:55 |
| 1 Received By: | [signature] | Anna Roberts | EA | 4-14-26 18:55 |
| 2 Relinquished By: | | | | |
| 2 Received By: | | | | |
| 3 Relinquished By: | | | | |
| 3 Received By: | | | | |

ENTHALPY ANALYTICAL

**Chain of Custody Record**

Lab No: 557594

Page: 2 of 3

**Turn Around Time (rush by advanced notice only)**

| | | | | | |
|---|---|---|---|---|---|
| Standard: | | 5 Day: | | 3 Day: | |
| 2 Day: | | 1 Day: | X | Custom TAT: | |

**Enthalpy Analytical - Orange**

931 W. Barkley Avenue, Orange, CA 92868

Phone 714-771-6900

**Matrix:** A = Air S = Soil/Solid
W = Water DW = Drinking Wate SD = Sediment
PP = Pure Product SEA = Sea Water
SW = Swab T = Tissue WP = Wipe O = Other

**Preservatives:**
1 = $Na_2S_2O_3$ 2 = HCl 3 = $HNO_3$
4 = $H_2SO_4$ 5 = NaOH 6 = Other

**Sample Receipt Temp:**

(lab use only)

| CUSTOMER INFORMATION | | PROJECT INFORMATION | |
|---|---|---|---|
| Company: | Chiquita Canyon, LLC | Name: | Stormwater Outlet |
| Report To: | Matt Breuer | Number: | |
| Email: | matthew.breuer@wasteconnection | P.O. #: | |
| Address: | 29201 Henry Mayo Drive | Address: | 29201 Henry Mayo Drive |
| | Castaic, CA 91384 | | Castaic, CA 91384 |
| Phone: | 682-559-3880 | Global ID: | |
| Fax: | | Sampled By: | MT, CH, GA |

**Analysis Request**

**Test Instructions / Comments**

**Additional email recipients:**
**matt.breuer@wasteconnections.com**
**stormwater@wasteconnections.com**
**tmb@swteng.com**
**aav@swteng.com**

**Direct invoices to:**
**Maribel Bolanos**
**(661) 257-3665**

| | Sample ID | Sampling Date | Sampling Time | Matrix | Container No. / Size | Pres. | SM4500-S2-D Total Sulfide | 420.1 Total Phenolics | 1664A Oil and Grease | 9221B Tota Coliform | 9221F E. Coli | 300.0 Cl, Br, Fl, NO3, NO2, SO4 | 2540D TSS | 5310B TOC | 8270 SIM 1,4-Dioxane | SM2320B Alkalinity | Test Instructions / Comments |
|---|---|---|---|---|---|---|---|---|---|---|---|---|---|---|---|---|---|
| 1 | South Basin - Eastern Inlet | 04/14/26 | 1540 | W | 31 | 1,2,4,6 | X | X | X | X | X | X | X | X | X | X | Temp: 25.0°C, pH 8.49 |
| 2 | | | | | | | | | | | | | | | | | |
| 3 | | | | | | | | | | | | | | | | | |
| 4 | | | | | | | | | | | | | | | | | |
| 5 | | | | | | | | | | | | | | | | | |
| 6 | | | | | | | | | | | | | | | | | |
| 7 | | | | | | | | | | | | | | | | | |
| 8 | | | | | | | | | | | | | | | | | |
| 9 | | | | | | | | | | | | | | | | | |
| 10 | | | | | | | | | | | | | | | | | |

| | Signature | Print Name | Company / Title | Date / Time |
|---|---|---|---|---|
| 1 Relinquished By: | [signature] | G Alvarenga | CFBH | 4/14/26 18:55 |
| 1 Received By: | [signature] | Anna Roberts | EA | 4-14-26 18:55 |
| 2 Relinquished By: | | | | |
| 2 Received By: | | | | |
| 3 Relinquished By: | | | | |
| 3 Received By: | | | | |

# ENTHALPY ANALYTICAL

## Chain of Custody Record

Lab No: 557594

Page: 3 of 3

## Turn Around Time (rush by advanced notice only)

| Standard: | | 5 Day: | | 3 Day: | |
|---|---|---|---|---|---|
| 2 Day: | | 1 Day: | X | Custom TAT: | |


**Enthalpy Analytical - Orange**

931 W. Barkley Avenue, Orange, CA 92868

Phone 714-771-6900


**Matrix:** A = Air S = Soil/Solid W = Water DW = Drinking Wate SD = Sediment PP = Pure Product SEA = Sea Water SW = Swab T = Tissue WP = Wipe O = Other

**Preservatives:** 1 = $Na_2S_2O_3$ 2 = HCl 3 = $HNO_3$ 4 = $H_2SO_4$ 5 = NaOH 6 = Other

**Sample Receipt Temp:** (lab use only)

| CUSTOMER INFORMATION | | PROJECT INFORMATION | |
|---|---|---|---|
| Company: | Chiquita Canyon, LLC | Name: | Stormwater Outlet |
| Report To: | Matt Breuer | Number: | |
| Email: | matthew.breuer@wasteconnection | P.O. #: | |
| Address: | 29201 Henry Mayo Drive | Address: | 29201 Henry Mayo Drive |
| | Castaic, CA 91384 | | Castaic, CA 91384 |
| Phone: | 682-559-3880 | Global ID: | |
| Fax: | | Sampled By: | MT, CH, GA |

| | Sample ID | Sampling Date | Sampling Time | Matrix | Container No. / Size | Pres. | SM5220D Chemical Oxygen Demand | SM2510B Specific Conductance | RSK-175 Carbon Dioxide | 2540E TDS | SM2130B Turbidity | 350.1 Ammonia | 625.1 - See Comments | 625.1 Alpha-Terpineol | SM5210B BOD | | Test Instructions / Comments |
|---|---|---|---|---|---|---|---|---|---|---|---|---|---|---|---|---|---|
| 1 | South Basin - Eastern Inlet | 04/14/26 | 1540 | W | 31 | 1,2,4,6 | X | X | X | X | X | X | X | X | X | | Temp: 25.0°C, pH 8.49 |
| 2 | | | | | | | | | | | | | | | | | |
| 3 | | | | | | | | | | | | | | | | | |
| 4 | | | | | | | | | | | | | | | | | |
| 5 | | | | | | | | | | | | | | | | | |
| 6 | | | | | | | | | | | | | | | | | |
| 7 | | | | | | | | | | | | | | | | | |
| 8 | | | | | | | | | | | | | | | | | |
| 9 | | | | | | | | | | | | | | | | | |
| 10 | | | | | | | | | | | | | | | | | |

**Analysis Request**

**Test Instructions / Comments**

**625.1 - Benzoic Acid, Pyridine, Phenol, 2-methylphenol, 3,4-methylphenol, Cresol, Naphthalene, alpha-terpineol**

**Additional email recipients:**
**matt.breuer@wasteconnections.com**
**stormwater@wasteconnections.com**
**tmb@swteng.com**
**aav@swteng.com**

**Direct invoices to:**
**Maribel Bolanos**
**(661) 257-3665**

| | Signature | Print Name | Company / Title | Date / Time |
|---|---|---|---|---|
| 1 Relinquished By: | | C. Hidalgo | CTEH ENTHALPY | 4/14/26 18:05 |
| 1 Received By: | | Anna Roberts | | 4-14-26 18:55 |
| 2 Relinquished By: | | | | |
| 2 Received By: | | | | |
| 3 Relinquished By: | | | | |
| 3 Received By: | | | | |

# SAMPLE RECEIPT CHECKLIST

**Section 1: General Info**

Date Received: 4/14/26 WO# 557594 Client: Waste Connections

**Section 2: Shipping / Custody** **Are custody seals present?** ☐ Yes ☒ No

Custody seals intact on arrival? ■ N/A ☐ Yes ☐ No ☐ On cooler / box ☐ On samples

☐ Courier ■ Walk-In ☐ Field Sampling ☐ Shipping Info: _____

**Section 3a: Condition / Packaging** ☐ **Outside 0.0 - 6.0°C (0.0 - 10.0°C for microbiology) (PM notified)**

Date Opened 4/14/26 By (initials) AGR Type of ice used: ■ Wet ☐ Blue/Gel ☐ None

☐ Samples received on ice directly from the field; cooling process had begun. (if checked, skip temperatures)

☐ Sample matrix doesn't require cooling (e.g. air, bulk PCB). (if checked, skip temperatures)

If no cooler: Observed/Adjusted Temp (°C): _____/_____ Thermometer/IR Gun: IR15 CF: +0.4

Cooler Temp (°C) #1: 3.2 / 3.6 #2: 4.1 / 4.5 #3: ____/____ #4: ____/____ #5: ____/____ #6: ____/____

**Section 3b: Microbiology Samples** ☐ **No microbiology samples submitted (skip 3b)**

■ Within temp range 0.0 - 10.0°C or received on ice directly from field.

■ Adequate headspace for microbiology analysis.

**Section 3c: Air Samples** ■ **No air samples submitted (skip 3c)**

☐ 1.4L Canisters ☐ 6L Canisters ☐ Tedlar Bags ☐ MCE Cassettes ☐ Sorbent Tubes ☐ Other_____

| **Section 4: Containers / Labels / Samples** | YES | NO | N/A |
|---|---|---|---|
| 1) Were custody papers present, filled properly, and legible? | X | | |
| 2) Is the sampler's name present on the CoC? | X | | |
| 3) Were containers received in good condition (unbroken / unopened / uncompromised)? | X | | |
| 4) Were the samples bagged? (required for microbiology samples; recommended for soil samples) | X | | |
| 5) Were all of, and only, the correct samples received? | X | | |
| 6) Are sample labels present, legible, and in agreement with the CoC? | X | | |
| 7) Does the container count match the CoC? | X | | |
| 8) Was sufficient sample volume / mass received for the analyses requested? | X | | |
| 9) Were samples received in proper containers for the analyses requested? | X | | |
| 10) Were samples received with > 1/2 holding time remaining? | X | | |
| 11) Are samples properly preserved as indicated by CoC / labels? | X | | |
| 12) Unpreserved VOAs received - If necessary, was the hold time changed in LIMS? | | | X |
| 13) Are VOA vials free from headspace/bubbles > 6mm? | | X | |

**Section 5: Explanations / Comments**

(If no comments are made, then no discrepancies noted.)

4.13: Headspace >6mm present in 3 of 3 vials with HCl.

☐ **No additional discrepancies**

**Date Logged** 4/14/26 **By (print)** ABD **(sign)** AdWJ

**Date Labeled** 4/14/26 **By (print)** ABD **(sign)** AdWJ

Onterris ENTHALPY ANALYTICAL

# Analysis Results for 557594

Matt Breuer
Waste Connections
Chiquita Canyon Landfill
29201 Henry Mayo Drive
Castaic, CA 91384

Lab Job #: 557594
Project No: CCLF STORMWATER
Location: Chiquita Canyon Stormwater
Date Received: 04/14/26

**Sample ID:** SOUTH BASIN - EASTERN INLET | **Lab ID:** 557594-001 | **Matrix:** Water | **Collected:** 04/14/26 15:40

| 557594-001 Analyte | Result | Qual | Units | RL | MDL | DF | Batch | Prepared | Analyzed | Chemist |
|---|---|---|---|---|---|---|---|---|---|---|
| Method: EPA 1664A<br>Prep Method: METHOD | | | | | | | | | | |
| Total Oil and Grease | **3.2** | J | mg/L | 5.1 | 0.99 | 1 | 400874 | 04/15/26 | 04/16/26 | TTL |
| Method: EPA 200.7<br>Prep Method: EPA 3015A | | | | | | | | | | |
| Calcium | **150** | | mg/L | 0.10 | 0.022 | 1 | 400830 | 04/15/26 | 04/15/26 | SBW |
| Iron | **42** | | mg/L | 0.050 | 0.027 | 1 | 400830 | 04/15/26 | 04/15/26 | SBW |
| Magnesium | **24** | | mg/L | 0.10 | 0.010 | 1 | 400830 | 04/15/26 | 04/15/26 | SBW |
| Potassium | **19** | | mg/L | 0.50 | 0.15 | 1 | 400830 | 04/15/26 | 04/15/26 | SBW |
| Sodium | **100** | | mg/L | 0.50 | 0.017 | 1 | 400830 | 04/15/26 | 04/15/26 | SBW |
| Method: EPA 200.8<br>Prep Method: EPA 3015A | | | | | | | | | | |
| Antimony | **1.4** | J | ug/L | 2.0 | 0.058 | 1 | 400828 | 04/15/26 | 04/15/26 | KAM |
| Arsenic | **14** | | ug/L | 2.0 | 0.059 | 1 | 400828 | 04/15/26 | 04/15/26 | KAM |
| Barium | **310** | | ug/L | 5.0 | 0.069 | 1 | 400828 | 04/15/26 | 04/15/26 | KAM |
| Beryllium | **1.1** | | ug/L | 1.0 | 0.044 | 1 | 400828 | 04/15/26 | 04/15/26 | KAM |
| Boron | **260** | | ug/L | 100 | 57 | 10 | 400828 | 04/15/26 | 04/15/26 | KAM |
| Cadmium | **0.89** | J | ug/L | 1.0 | 0.079 | 1 | 400828 | 04/15/26 | 04/15/26 | KAM |
| Chromium | **44** | | ug/L | 5.0 | 0.14 | 1 | 400828 | 04/15/26 | 04/15/26 | KAM |
| Cobalt | **15** | | ug/L | 1.0 | 0.033 | 1 | 400828 | 04/15/26 | 04/15/26 | KAM |
| Copper | **54** | | ug/L | 3.0 | 1.4 | 1 | 400828 | 04/15/26 | 04/15/26 | KAM |
| Lead | **39** | | ug/L | 5.0 | 0.31 | 1 | 400828 | 04/15/26 | 04/15/26 | KAM |
| Manganese | **590** | | ug/L | 10 | 0.62 | 1 | 400828 | 04/15/26 | 04/15/26 | KAM |
| Nickel | **33** | | ug/L | 5.0 | 0.13 | 1 | 400828 | 04/15/26 | 04/15/26 | KAM |
| Selenium | **4.3** | | ug/L | 2.0 | 0.60 | 1 | 400828 | 04/15/26 | 04/15/26 | KAM |
| Silver | **0.36** | J | ug/L | 5.0 | 0.087 | 1 | 400828 | 04/15/26 | 04/15/26 | KAM |
| Thallium | **0.30** | J | ug/L | 1.0 | 0.031 | 1 | 400828 | 04/15/26 | 04/15/26 | KAM |
| Tin | ND | | ug/L | 5.0 | 0.59 | 1 | 400828 | 04/15/26 | 04/15/26 | KAM |
| Vanadium | **74** | | ug/L | 5.0 | 0.25 | 1 | 400828 | 04/15/26 | 04/15/26 | KAM |
| Zinc | **170** | | ug/L | 10 | 2.1 | 1 | 400828 | 04/15/26 | 04/15/26 | KAM |
| Method: EPA 245.1<br>Prep Method: EPA 245.1 | | | | | | | | | | |
| Mercury | **0.14** | J | ug/L | 0.40 | 0.063 | 1 | 400818 | 04/15/26 | 04/15/26 | MLL |
| Method: EPA 300.0<br>Prep Method: METHOD | | | | | | | | | | |
| Fluoride | **0.47** | | mg/L | 0.20 | 0.083 | 1 | 400760 | 04/14/26 19:20 | 04/15/26 00:46 | KUM |
| Chloride | **58** | | mg/L | 1.0 | 0.27 | 1 | 400760 | 04/14/26 19:20 | 04/15/26 00:46 | KUM |
| Nitrogen, Nitrite | **0.06** | J | mg/L | 0.10 | 0.01 | 1 | 400760 | 04/14/26 19:20 | 04/15/26 00:46 | KUM |



Results for any subcontracted analyses are not included in this section.

# Analysis Results for 557594

| 557594-001 Analyte | Result | Qual | Units | RL | MDL | DF | Batch | Prepared | Analyzed | Chemist |
|---|---|---|---|---|---|---|---|---|---|---|
| Bromide | **0.23** | J | mg/L | 0.30 | 0.038 | 1 | 400760 | 04/14/26 19:20 | 04/15/26 00:46 | KUM |
| Nitrogen, Nitrate | **1.5** | | mg/L | 0.10 | 0.05 | 1 | 400760 | 04/14/26 19:20 | 04/15/26 00:46 | KUM |
| Sulfate | **260** | | mg/L | 5.0 | 0.98 | 5 | 400760 | 04/14/26 19:20 | 04/15/26 01:08 | KUM |
| Method: EPA 350.1<br>Prep Method: METHOD | | | | | | | | | | |
| Ammonia-N | **0.095** | J | mg/L | 0.10 | 0.068 | 1 | 400838 | 04/15/26 | 04/15/26 | CKN |
| Method: EPA 420.1<br>Prep Method: METHOD | | | | | | | | | | |
| Total Phenolics | **0.0090** | J | mg/L | 0.010 | 0.0056 | 1 | 400851 | 04/15/26 | 04/15/26 | LVL |
| Method: EPA 625.1<br>Prep Method: EPA 3510C | | | | | | | | | | |
| Benzoic acid | ND | | ug/L | 50 | 11 | 1 | 401058 | 04/17/26 | 04/18/26 | TJW |
| 2-Methylphenol | ND | | ug/L | 10 | 3.2 | 1 | 401058 | 04/17/26 | 04/18/26 | TJW |
| Pyridine | ND | | ug/L | 10 | 2.8 | 1 | 401058 | 04/17/26 | 04/18/26 | TJW |
| Phenol | ND | | ug/L | 10 | 2.1 | 1 | 401058 | 04/17/26 | 04/18/26 | TJW |
| Naphthalene | ND | | ug/L | 10 | 3.6 | 1 | 401058 | 04/17/26 | 04/18/26 | TJW |
| 3-,4-Methylphenol | ND | | ug/L | 10 | 3.0 | 1 | 401058 | 04/17/26 | 04/18/26 | TJW |
| Cresol | ND | | ug/L | 10 | | 1 | 401058 | 04/17/26 | 04/18/26 | TJW |
| a-Terpineol | ND | | ug/L | 10 | 2.1 | 1 | 401058 | 04/17/26 | 04/18/26 | TJW |
| **Surrogates** | | | | **Limits** | | | | | | |
| 2-Fluorophenol | 32% | * | %REC | 36-95 | | 1 | 401058 | 04/17/26 | 04/18/26 | TJW |
| Phenol-d6 | 25% | * | %REC | 28-82 | | 1 | 401058 | 04/17/26 | 04/18/26 | TJW |
| 2,4,6-Tribromophenol | 89% | | %REC | 61-140 | | 1 | 401058 | 04/17/26 | 04/18/26 | TJW |
| Nitrobenzene-d5 | 42% | * | %REC | 48-123 | | 1 | 401058 | 04/17/26 | 04/18/26 | TJW |
| 2-Fluorobiphenyl | 46% | * | %REC | 51-105 | | 1 | 401058 | 04/17/26 | 04/18/26 | TJW |
| Terphenyl-d14 | 61% | * | %REC | 65-117 | | 1 | 401058 | 04/17/26 | 04/18/26 | TJW |
| Method: EPA 8081A<br>Prep Method: EPA 3510C | | | | | | | | | | |
| alpha-BHC | ND | | ug/L | 0.3 | 0.06 | 5.1 | 400817 | 04/15/26 | 04/16/26 | MES |
| beta-BHC | ND | | ug/L | 0.3 | 0.07 | 5.1 | 400817 | 04/15/26 | 04/16/26 | MES |
| gamma-BHC | ND | | ug/L | 0.3 | 0.07 | 5.1 | 400817 | 04/15/26 | 04/16/26 | MES |
| delta-BHC | ND | | ug/L | 0.3 | 0.07 | 5.1 | 400817 | 04/15/26 | 04/16/26 | MES |
| Heptachlor | ND | | ug/L | 0.3 | 0.07 | 5.1 | 400817 | 04/15/26 | 04/16/26 | MES |
| Aldrin | ND | | ug/L | 0.3 | 0.07 | 5.1 | 400817 | 04/15/26 | 04/16/26 | MES |
| Heptachlor epoxide | ND | | ug/L | 0.3 | 0.07 | 5.1 | 400817 | 04/15/26 | 04/16/26 | MES |
| Endosulfan I | ND | | ug/L | 0.3 | 0.08 | 5.1 | 400817 | 04/15/26 | 04/16/26 | MES |
| Dieldrin | ND | | ug/L | 0.5 | 0.08 | 5.1 | 400817 | 04/15/26 | 04/16/26 | MES |
| 4,4'-DDE | ND | | ug/L | 0.5 | 0.2 | 5.1 | 400817 | 04/15/26 | 04/16/26 | MES |
| Endrin | ND | | ug/L | 0.5 | 0.07 | 5.1 | 400817 | 04/15/26 | 04/16/26 | MES |
| Endosulfan II | ND | | ug/L | 0.5 | 0.1 | 5.1 | 400817 | 04/15/26 | 04/16/26 | MES |
| Endosulfan sulfate | ND | | ug/L | 0.5 | 0.06 | 5.1 | 400817 | 04/15/26 | 04/16/26 | MES |
| 4,4'-DDD | ND | | ug/L | 0.5 | 0.2 | 5.1 | 400817 | 04/15/26 | 04/16/26 | MES |
| Endrin aldehyde | ND | | ug/L | 0.5 | 0.2 | 5.1 | 400817 | 04/15/26 | 04/16/26 | MES |
| Endrin ketone | ND | | ug/L | 0.5 | 0.2 | 5.1 | 400817 | 04/15/26 | 04/16/26 | MES |
| 4,4'-DDT | ND | | ug/L | 0.5 | 0.4 | 5.1 | 400817 | 04/15/26 | 04/16/26 | MES |
| Methoxychlor | ND | | ug/L | 0.5 | 0.2 | 5.1 | 400817 | 04/15/26 | 04/16/26 | MES |
| Toxaphene | ND | | ug/L | 10 | 2.5 | 5.1 | 400817 | 04/15/26 | 04/16/26 | MES |
| Chlordane (Technical) | **1.1** | J | ug/L | 5.1 | 1.0 | 5.1 | 400817 | 04/15/26 | 04/16/26 | MES |
| **Surrogates** | | | | **Limits** | | | | | | |



Results for any subcontracted analyses are not included in this section.

# Analysis Results for 557594

| 557594-001 Analyte | Result | Qual | Units | RL | MDL | DF | Batch | Prepared | Analyzed | Chemist |
|---|---|---|---|---|---|---|---|---|---|---|
| TCMX | 39% | | %REC | 29-120 | | 5.1 | 400817 | 04/15/26 | 04/16/26 | MES |
| Decachlorobiphenyl | 54% | | %REC | 33-132 | | 5.1 | 400817 | 04/15/26 | 04/16/26 | MES |
| Method: EPA 8082<br>Prep Method: EPA 3510C | | | | | | | | | | |
| Aroclor-1016 | ND | | ug/L | 1.0 | 0.49 | 2 | 400817 | 04/15/26 | 04/15/26 | MES |
| Aroclor-1221 | ND | | ug/L | 1.0 | 0.89 | 2 | 400817 | 04/15/26 | 04/15/26 | MES |
| Aroclor-1232 | ND | | ug/L | 1.0 | 0.50 | 2 | 400817 | 04/15/26 | 04/15/26 | MES |
| Aroclor-1242 | ND | | ug/L | 1.0 | 0.65 | 2 | 400817 | 04/15/26 | 04/15/26 | MES |
| Aroclor-1248 | ND | | ug/L | 1.0 | 0.45 | 2 | 400817 | 04/15/26 | 04/15/26 | MES |
| Aroclor-1254 | ND | | ug/L | 1.0 | 0.63 | 2 | 400817 | 04/15/26 | 04/15/26 | MES |
| Aroclor-1260 | ND | | ug/L | 1.0 | 0.59 | 2 | 400817 | 04/15/26 | 04/15/26 | MES |
| Aroclor-1262 | ND | | ug/L | 1.0 | 0.56 | 2 | 400817 | 04/15/26 | 04/15/26 | MES |
| Aroclor-1268 | ND | | ug/L | 1.0 | 0.58 | 2 | 400817 | 04/15/26 | 04/15/26 | MES |
| **Surrogates** | | | | **Limits** | | | | | | |
| Decachlorobiphenyl (PCB) | 28% | | %REC | 28-138 | | 2 | 400817 | 04/15/26 | 04/15/26 | MES |
| Method: EPA 8260B<br>Prep Method: EPA 5030B | | | | | | | | | | |
| Carbon Disulfide | ND | | ug/L | 5.0 | 0.3 | 1 | 400811 | 04/15/26 | 04/15/26 | ZST |
| Chloroprene | ND | | ug/L | 200 | 0.3 | 1 | 400811 | 04/15/26 | 04/15/26 | ZST |
| 3-Chloropropene | ND | | ug/L | 5.0 | 0.2 | 1 | 400811 | 04/15/26 | 04/15/26 | ZST |
| Ethyl methacrylate | ND | | ug/L | 50 | 2.4 | 1 | 400811 | 04/15/26 | 04/15/26 | ZST |
| Ethanol | ND | | ug/L | 500 | 130 | 1 | 400811 | 04/15/26 | 04/15/26 | ZST |
| 2-Hexanone | ND | | ug/L | 5.0 | 0.6 | 1 | 400811 | 04/15/26 | 04/15/26 | ZST |
| Isopropanol (IPA) | ND | | ug/L | 200 | 40 | 1 | 400811 | 04/15/26 | 04/15/26 | ZST |
| Methyl acrylonitrile | ND | | ug/L | 35 | 1.3 | 1 | 400811 | 04/15/26 | 04/15/26 | ZST |
| Vinyl Acetate | ND | | ug/L | 50 | 2.4 | 1 | 400811 | 04/15/26 | 04/15/26 | ZST |
| Acrolein | ND | | ug/L | 200 | 2.0 | 1 | 400811 | 04/15/26 | 04/15/26 | ZST |
| Acrylonitrile | ND | | ug/L | 10 | 0.3 | 1 | 400811 | 04/15/26 | 04/15/26 | ZST |
| Freon 12 | ND | | ug/L | 5.0 | 0.2 | 1 | 400811 | 04/15/26 | 04/15/26 | ZST |
| Chloromethane | ND | | ug/L | 5.0 | 0.1 | 1 | 400811 | 04/15/26 | 04/15/26 | ZST |
| Vinyl Chloride | ND | | ug/L | 5.0 | 0.1 | 1 | 400811 | 04/15/26 | 04/15/26 | ZST |
| Bromomethane | ND | | ug/L | 5.0 | 0.3 | 1 | 400811 | 04/15/26 | 04/15/26 | ZST |
| Chloroethane | ND | | ug/L | 5.0 | 0.05 | 1 | 400811 | 04/15/26 | 04/15/26 | ZST |
| Trichlorofluoromethane | ND | | ug/L | 5.0 | 0.08 | 1 | 400811 | 04/15/26 | 04/15/26 | ZST |
| Iodomethane | ND | | ug/L | 5.0 | | 1 | 400811 | 04/15/26 | 04/15/26 | ZST |
| Acetone | ND | | ug/L | 100 | 8.8 | 1 | 400811 | 04/15/26 | 04/15/26 | ZST |
| Freon 113 | ND | | ug/L | 5.0 | 0.1 | 1 | 400811 | 04/15/26 | 04/15/26 | ZST |
| 1,1-Dichloroethene | ND | | ug/L | 5.0 | 0.1 | 1 | 400811 | 04/15/26 | 04/15/26 | ZST |
| Methylene Chloride | ND | | ug/L | 10 | 0.2 | 1 | 400811 | 04/15/26 | 04/15/26 | ZST |
| MTBE | ND | | ug/L | 5.0 | 0.1 | 1 | 400811 | 04/15/26 | 04/15/26 | ZST |
| trans-1,2-Dichloroethene | ND | | ug/L | 5.0 | 0.1 | 1 | 400811 | 04/15/26 | 04/15/26 | ZST |
| 1,1-Dichloroethane | ND | | ug/L | 5.0 | 0.07 | 1 | 400811 | 04/15/26 | 04/15/26 | ZST |
| 2-Butanone | ND | | ug/L | 10 | 0.9 | 1 | 400811 | 04/15/26 | 04/15/26 | ZST |
| cis-1,2-Dichloroethene | ND | | ug/L | 5.0 | 0.09 | 1 | 400811 | 04/15/26 | 04/15/26 | ZST |
| 2,2-Dichloropropane | ND | | ug/L | 5.0 | 0.09 | 1 | 400811 | 04/15/26 | 04/15/26 | ZST |
| Chloroform | ND | | ug/L | 5.0 | 0.07 | 1 | 400811 | 04/15/26 | 04/15/26 | ZST |
| Bromochloromethane | ND | | ug/L | 5.0 | 0.1 | 1 | 400811 | 04/15/26 | 04/15/26 | ZST |
| 1,1,1-Trichloroethane | ND | | ug/L | 5.0 | 0.03 | 1 | 400811 | 04/15/26 | 04/15/26 | ZST |
| 1,1-Dichloropropene | ND | | ug/L | 5.0 | 0.08 | 1 | 400811 | 04/15/26 | 04/15/26 | ZST |
| Carbon Tetrachloride | ND | | ug/L | 5.0 | 0.07 | 1 | 400811 | 04/15/26 | 04/15/26 | ZST |
| 1,2-Dichloroethane | ND | | ug/L | 5.0 | 0.09 | 1 | 400811 | 04/15/26 | 04/15/26 | ZST |



Results for any subcontracted analyses are not included in this section.

# Analysis Results for 557594

| 557594-001 Analyte | Result | Qual | Units | RL | MDL | DF | Batch | Prepared | Analyzed | Chemist |
|---|---|---|---|---|---|---|---|---|---|---|
| Benzene | ND | | ug/L | 1.0 | 0.07 | 1 | 400811 | 04/15/26 | 04/15/26 | ZST |
| Trichloroethene | ND | | ug/L | 5.0 | 0.05 | 1 | 400811 | 04/15/26 | 04/15/26 | ZST |
| 1,2-Dichloropropane | ND | | ug/L | 5.0 | 0.07 | 1 | 400811 | 04/15/26 | 04/15/26 | ZST |
| Bromodichloromethane | ND | | ug/L | 5.0 | 0.05 | 1 | 400811 | 04/15/26 | 04/15/26 | ZST |
| Dibromomethane | ND | | ug/L | 5.0 | 0.1 | 1 | 400811 | 04/15/26 | 04/15/26 | ZST |
| 4-Methyl-2-Pentanone | ND | | ug/L | 5.0 | 0.5 | 1 | 400811 | 04/15/26 | 04/15/26 | ZST |
| cis-1,3-Dichloropropene | ND | | ug/L | 5.0 | 0.08 | 1 | 400811 | 04/15/26 | 04/15/26 | ZST |
| Toluene | ND | | ug/L | 5.0 | 0.05 | 1 | 400811 | 04/15/26 | 04/15/26 | ZST |
| trans-1,3-Dichloropropene | ND | | ug/L | 5.0 | 0.03 | 1 | 400811 | 04/15/26 | 04/15/26 | ZST |
| 1,1,2-Trichloroethane | ND | | ug/L | 5.0 | 0.06 | 1 | 400811 | 04/15/26 | 04/15/26 | ZST |
| 1,3-Dichloropropane | ND | | ug/L | 5.0 | 0.1 | 1 | 400811 | 04/15/26 | 04/15/26 | ZST |
| Tetrachloroethene | ND | | ug/L | 5.0 | 0.09 | 1 | 400811 | 04/15/26 | 04/15/26 | ZST |
| Dibromochloromethane | ND | | ug/L | 5.0 | 0.07 | 1 | 400811 | 04/15/26 | 04/15/26 | ZST |
| 1,2-Dibromoethane | ND | | ug/L | 5.0 | 0.07 | 1 | 400811 | 04/15/26 | 04/15/26 | ZST |
| Chlorobenzene | ND | | ug/L | 5.0 | 0.05 | 1 | 400811 | 04/15/26 | 04/15/26 | ZST |
| 1,1,1,2-Tetrachloroethane | ND | | ug/L | 5.0 | 0.06 | 1 | 400811 | 04/15/26 | 04/15/26 | ZST |
| Ethylbenzene | ND | | ug/L | 5.0 | 0.04 | 1 | 400811 | 04/15/26 | 04/15/26 | ZST |
| m,p-Xylenes | ND | | ug/L | 5.0 | 0.1 | 1 | 400811 | 04/15/26 | 04/15/26 | ZST |
| o-Xylene | ND | | ug/L | 5.0 | 0.06 | 1 | 400811 | 04/15/26 | 04/15/26 | ZST |
| Styrene | ND | | ug/L | 5.0 | 0.06 | 1 | 400811 | 04/15/26 | 04/15/26 | ZST |
| Bromoform | ND | | ug/L | 5.0 | 0.08 | 1 | 400811 | 04/15/26 | 04/15/26 | ZST |
| Isopropylbenzene | ND | | ug/L | 5.0 | 0.06 | 1 | 400811 | 04/15/26 | 04/15/26 | ZST |
| 1,1,2,2-Tetrachloroethane | ND | | ug/L | 5.0 | 0.06 | 1 | 400811 | 04/15/26 | 04/15/26 | ZST |
| 1,2,3-Trichloropropane | ND | | ug/L | 5.0 | 0.09 | 1 | 400811 | 04/15/26 | 04/15/26 | ZST |
| Propylbenzene | ND | | ug/L | 5.0 | 0.05 | 1 | 400811 | 04/15/26 | 04/15/26 | ZST |
| Bromobenzene | ND | | ug/L | 5.0 | 0.06 | 1 | 400811 | 04/15/26 | 04/15/26 | ZST |
| 1,3,5-Trimethylbenzene | ND | | ug/L | 5.0 | 0.08 | 1 | 400811 | 04/15/26 | 04/15/26 | ZST |
| 2-Chlorotoluene | ND | | ug/L | 5.0 | 0.07 | 1 | 400811 | 04/15/26 | 04/15/26 | ZST |
| 4-Chlorotoluene | ND | | ug/L | 5.0 | 0.08 | 1 | 400811 | 04/15/26 | 04/15/26 | ZST |
| tert-Butylbenzene | ND | | ug/L | 5.0 | 0.07 | 1 | 400811 | 04/15/26 | 04/15/26 | ZST |
| 1,2,4-Trimethylbenzene | ND | | ug/L | 5.0 | 0.07 | 1 | 400811 | 04/15/26 | 04/15/26 | ZST |
| sec-Butylbenzene | ND | | ug/L | 5.0 | 0.06 | 1 | 400811 | 04/15/26 | 04/15/26 | ZST |
| para-Isopropyl Toluene | ND | | ug/L | 5.0 | 0.05 | 1 | 400811 | 04/15/26 | 04/15/26 | ZST |
| 1,3-Dichlorobenzene | ND | | ug/L | 5.0 | 0.06 | 1 | 400811 | 04/15/26 | 04/15/26 | ZST |
| 1,4-Dichlorobenzene | ND | | ug/L | 5.0 | 0.07 | 1 | 400811 | 04/15/26 | 04/15/26 | ZST |
| n-Butylbenzene | ND | | ug/L | 5.0 | 0.08 | 1 | 400811 | 04/15/26 | 04/15/26 | ZST |
| 1,2-Dichlorobenzene | ND | | ug/L | 5.0 | 0.04 | 1 | 400811 | 04/15/26 | 04/15/26 | ZST |
| 1,2-Dibromo-3-Chloropropane | ND | | ug/L | 5.0 | 0.3 | 1 | 400811 | 04/15/26 | 04/15/26 | ZST |
| 1,2,4-Trichlorobenzene | ND | | ug/L | 5.0 | 0.1 | 1 | 400811 | 04/15/26 | 04/15/26 | ZST |
| Hexachlorobutadiene | ND | | ug/L | 5.0 | 0.06 | 1 | 400811 | 04/15/26 | 04/15/26 | ZST |
| 1,2,3-Trichlorobenzene | ND | | ug/L | 5.0 | 0.09 | 1 | 400811 | 04/15/26 | 04/15/26 | ZST |
| cis-1,4-Dichloro-2-butene | ND | | ug/L | 5.0 | 0.3 | 1 | 400811 | 04/15/26 | 04/15/26 | ZST |
| trans-1,4-Dichloro-2-butene | ND | | ug/L | 5.0 | 0.2 | 1 | 400811 | 04/15/26 | 04/15/26 | ZST |
| Xylene (total) | ND | | ug/L | 5.0 | | 1 | 400811 | 04/15/26 | 04/15/26 | ZST |
| **Surrogates** | | | | **Limits** | | | | | | |
| Dibromofluoromethane | 96% | | %REC | 70-130 | | 1 | 400811 | 04/15/26 | 04/15/26 | ZST |
| 1,2-Dichloroethane-d4 | 97% | | %REC | 70-130 | | 1 | 400811 | 04/15/26 | 04/15/26 | ZST |
| Toluene-d8 | 97% | | %REC | 70-130 | | 1 | 400811 | 04/15/26 | 04/15/26 | ZST |
| Bromofluorobenzene | 102% | | %REC | 70-130 | | 1 | 400811 | 04/15/26 | 04/15/26 | ZST |
| Method: EPA 8270C-SIM<br>Prep Method: EPA 3535 | | | | | | | | | | |
| 1,4-Dioxane | ND | | ug/L | 1.0 | 0.87 | 1 | 400819 | 04/15/26 | 04/15/26 | MSS |

Results for any subcontracted analyses are not included in this section.

# Analysis Results for 557594

| 557594-001 Analyte | Result | Qual | Units | RL | MDL | DF | Batch | Prepared | Analyzed | Chemist |
|---|---|---|---|---|---|---|---|---|---|---|
| **Surrogates** | | | | **Limits** | | | | | | |
| 1,4-Dioxane-d8 (SUR) | 96% | | %REC | 80-120 | | 1 | 400819 | 04/15/26 | 04/15/26 | MSS |
| Method: EPA 8270E<br>Prep Method: EPA 3510C | | | | | | | | | | |
| Carbazole | ND | | ug/L | 10 | 2.8 | 1 | 401058 | 04/17/26 | 04/18/26 | TJW |
| N-Nitrosodimethylamine | ND | | ug/L | 10 | 2.9 | 1 | 401058 | 04/17/26 | 04/18/26 | TJW |
| Aniline | ND | | ug/L | 10 | 2.8 | 1 | 401058 | 04/17/26 | 04/18/26 | TJW |
| bis(2-Chloroethyl)ether | ND | | ug/L | 25 | 3.7 | 1 | 401058 | 04/17/26 | 04/18/26 | TJW |
| 2-Chlorophenol | ND | | ug/L | 10 | 3.6 | 1 | 401058 | 04/17/26 | 04/18/26 | TJW |
| 1,3-Dichlorobenzene | ND | | ug/L | 10 | 3.3 | 1 | 401058 | 04/17/26 | 04/18/26 | TJW |
| 1,4-Dichlorobenzene | ND | | ug/L | 10 | 3.4 | 1 | 401058 | 04/17/26 | 04/18/26 | TJW |
| Benzyl alcohol | ND | | ug/L | 25 | 5.8 | 1 | 401058 | 04/17/26 | 04/18/26 | TJW |
| 1,2-Dichlorobenzene | ND | | ug/L | 10 | 3.3 | 1 | 401058 | 04/17/26 | 04/18/26 | TJW |
| bis(2-Chloroisopropyl) ether | ND | | ug/L | 10 | 3.8 | 1 | 401058 | 04/17/26 | 04/18/26 | TJW |
| N-Nitroso-di-n-propylamine | ND | | ug/L | 10 | 3.9 | 1 | 401058 | 04/17/26 | 04/18/26 | TJW |
| Hexachloroethane | ND | | ug/L | 10 | 3.0 | 1 | 401058 | 04/17/26 | 04/18/26 | TJW |
| Nitrobenzene | ND | | ug/L | 25 | 8.4 | 1 | 401058 | 04/17/26 | 04/18/26 | TJW |
| Isophorone | ND | | ug/L | 10 | 3.7 | 1 | 401058 | 04/17/26 | 04/18/26 | TJW |
| 2-Nitrophenol | ND | | ug/L | 10 | 5.4 | 1 | 401058 | 04/17/26 | 04/18/26 | TJW |
| 2,4-Dimethylphenol | ND | | ug/L | 10 | 3.2 | 1 | 401058 | 04/17/26 | 04/18/26 | TJW |
| bis(2-Chloroethoxy)methane | ND | | ug/L | 10 | 3.7 | 1 | 401058 | 04/17/26 | 04/18/26 | TJW |
| 2,4-Dichlorophenol | ND | | ug/L | 10 | 3.7 | 1 | 401058 | 04/17/26 | 04/18/26 | TJW |
| 1,2,4-Trichlorobenzene | ND | | ug/L | 10 | 3.4 | 1 | 401058 | 04/17/26 | 04/18/26 | TJW |
| 4-Chloroaniline | ND | | ug/L | 10 | 3.1 | 1 | 401058 | 04/17/26 | 04/18/26 | TJW |
| Hexachlorobutadiene | ND | | ug/L | 10 | 2.2 | 1 | 401058 | 04/17/26 | 04/18/26 | TJW |
| 4-Chloro-3-methylphenol | ND | | ug/L | 10 | 3.6 | 1 | 401058 | 04/17/26 | 04/18/26 | TJW |
| 2-Methylnaphthalene | ND | | ug/L | 10 | 3.4 | 1 | 401058 | 04/17/26 | 04/18/26 | TJW |
| Hexachlorocyclopentadiene | ND | | ug/L | 25 | 7.8 | 1 | 401058 | 04/17/26 | 04/18/26 | TJW |
| 2,4,6-Trichlorophenol | ND | | ug/L | 10 | 4.1 | 1 | 401058 | 04/17/26 | 04/18/26 | TJW |
| 2,4,5-Trichlorophenol | ND | | ug/L | 10 | 3.7 | 1 | 401058 | 04/17/26 | 04/18/26 | TJW |
| 2-Chloronaphthalene | ND | | ug/L | 10 | 3.4 | 1 | 401058 | 04/17/26 | 04/18/26 | TJW |
| 2-Nitroaniline | ND | | ug/L | 50 | 4.3 | 1 | 401058 | 04/17/26 | 04/18/26 | TJW |
| Dimethylphthalate | ND | | ug/L | 10 | 3.4 | 1 | 401058 | 04/17/26 | 04/18/26 | TJW |
| Acenaphthylene | ND | | ug/L | 10 | 3.9 | 1 | 401058 | 04/17/26 | 04/18/26 | TJW |
| 2,6-Dinitrotoluene | ND | | ug/L | 10 | 4.4 | 1 | 401058 | 04/17/26 | 04/18/26 | TJW |
| 3-Nitroaniline | ND | | ug/L | 10 | 4.0 | 1 | 401058 | 04/17/26 | 04/18/26 | TJW |
| Acenaphthene | ND | | ug/L | 10 | 3.2 | 1 | 401058 | 04/17/26 | 04/18/26 | TJW |
| 2,4-Dinitrophenol | ND | | ug/L | 50 | 15 | 1 | 401058 | 04/17/26 | 04/18/26 | TJW |
| 4-Nitrophenol | ND | | ug/L | 50 | 8.5 | 1 | 401058 | 04/17/26 | 04/18/26 | TJW |
| Dibenzofuran | ND | | ug/L | 10 | 3.2 | 1 | 401058 | 04/17/26 | 04/18/26 | TJW |
| 2,4-Dinitrotoluene | ND | | ug/L | 10 | 4.3 | 1 | 401058 | 04/17/26 | 04/18/26 | TJW |
| Diethylphthalate | ND | | ug/L | 10 | 2.9 | 1 | 401058 | 04/17/26 | 04/18/26 | TJW |
| Fluorene | ND | | ug/L | 10 | 3.1 | 1 | 401058 | 04/17/26 | 04/18/26 | TJW |
| 4-Chlorophenyl-phenylether | ND | | ug/L | 10 | 3.1 | 1 | 401058 | 04/17/26 | 04/18/26 | TJW |
| 4-Nitroaniline | ND | | ug/L | 10 | 3.3 | 1 | 401058 | 04/17/26 | 04/18/26 | TJW |
| 4,6-Dinitro-2-methylphenol | ND | | ug/L | 50 | 17 | 1 | 401058 | 04/17/26 | 04/18/26 | TJW |
| N-Nitrosodiphenylamine | ND | | ug/L | 10 | 4.0 | 1 | 401058 | 04/17/26 | 04/18/26 | TJW |
| 1,2-diphenylhydrazine (as azobenzene) | ND | | ug/L | 10 | 2.9 | 1 | 401058 | 04/17/26 | 04/18/26 | TJW |
| 4-Bromophenyl-phenylether | ND | | ug/L | 10 | 3.3 | 1 | 401058 | 04/17/26 | 04/18/26 | TJW |
| Hexachlorobenzene | ND | | ug/L | 10 | 3.0 | 1 | 401058 | 04/17/26 | 04/18/26 | TJW |



Results for any subcontracted analyses are not included in this section.

# Analysis Results for 557594

| 557594-001 Analyte | Result | Qual | Units | RL | MDL | DF | Batch | Prepared | Analyzed | Chemist |
|---|---|---|---|---|---|---|---|---|---|---|
| Pentachlorophenol | ND | | ug/L | 25 | 5.7 | 1 | 401058 | 04/17/26 | 04/18/26 | TJW |
| Phenanthrene | ND | | ug/L | 10 | 2.9 | 1 | 401058 | 04/17/26 | 04/18/26 | TJW |
| Anthracene | ND | | ug/L | 10 | 2.8 | 1 | 401058 | 04/17/26 | 04/18/26 | TJW |
| Di-n-butylphthalate | ND | | ug/L | 10 | 3.0 | 1 | 401058 | 04/17/26 | 04/18/26 | TJW |
| Fluoranthene | ND | | ug/L | 10 | 2.8 | 1 | 401058 | 04/17/26 | 04/18/26 | TJW |
| Benzidine | ND | | ug/L | 50 | 19 | 1 | 401058 | 04/17/26 | 04/18/26 | TJW |
| Pyrene | ND | | ug/L | 10 | 2.7 | 1 | 401058 | 04/17/26 | 04/18/26 | TJW |
| Butylbenzylphthalate | ND | | ug/L | 10 | 3.6 | 1 | 401058 | 04/17/26 | 04/18/26 | TJW |
| 3,3'-Dichlorobenzidine | ND | | ug/L | 25 | 5.2 | 1 | 401058 | 04/17/26 | 04/18/26 | TJW |
| Benzo(a)anthracene | ND | | ug/L | 10 | 2.4 | 1 | 401058 | 04/17/26 | 04/18/26 | TJW |
| Chrysene | ND | | ug/L | 10 | 2.5 | 1 | 401058 | 04/17/26 | 04/18/26 | TJW |
| bis(2-Ethylhexyl)phthalate | ND | | ug/L | 10 | 3.3 | 1 | 401058 | 04/17/26 | 04/18/26 | TJW |
| Di-n-octylphthalate | ND | | ug/L | 10 | 4.7 | 1 | 401058 | 04/17/26 | 04/18/26 | TJW |
| Benzo(b)fluoranthene | ND | | ug/L | 10 | 3.0 | 1 | 401058 | 04/17/26 | 04/18/26 | TJW |
| Benzo(k)fluoranthene | ND | | ug/L | 10 | 3.1 | 1 | 401058 | 04/17/26 | 04/18/26 | TJW |
| Benzo(a)pyrene | ND | | ug/L | 10 | 3.1 | 1 | 401058 | 04/17/26 | 04/18/26 | TJW |
| Indeno(1,2,3-cd)pyrene | ND | | ug/L | 10 | 4.2 | 1 | 401058 | 04/17/26 | 04/18/26 | TJW |
| Dibenz(a,h)anthracene | ND | | ug/L | 10 | 4.2 | 1 | 401058 | 04/17/26 | 04/18/26 | TJW |
| Benzo(g,h,i)perylene | ND | | ug/L | 10 | 4.1 | 1 | 401058 | 04/17/26 | 04/18/26 | TJW |
| **Surrogates** | | | | **Limits** | | | | | | |
| 2-Fluorophenol | 32% | | %REC | 15-120 | | 1 | 401058 | 04/17/26 | 04/18/26 | TJW |
| Phenol-d6 | 25% | | %REC | 15-120 | | 1 | 401058 | 04/17/26 | 04/18/26 | TJW |
| 2,4,6-Tribromophenol | 89% | | %REC | 15-140 | | 1 | 401058 | 04/17/26 | 04/18/26 | TJW |
| Nitrobenzene-d5 | 42% | | %REC | 15-123 | | 1 | 401058 | 04/17/26 | 04/18/26 | TJW |
| 2-Fluorobiphenyl | 46% | | %REC | 15-120 | | 1 | 401058 | 04/17/26 | 04/18/26 | TJW |
| Terphenyl-d14 | 61% | | %REC | 15-120 | | 1 | 401058 | 04/17/26 | 04/18/26 | TJW |
| Method: SM 4500-CN-E<br>Prep Method: METHOD | | | | | | | | | | |
| Cyanide | ND | | mg/L | 0.0050 | 0.0017 | 0.5 | 400903 | 04/15/26 | 04/16/26 | JAK |
| Method: SM 4500-P-B5-E | | | | | | | | | | |
| Phosphorus | **0.63** | | mg/L | 0.020 | 0.014 | 1 | 400879 | 04/15/26 | 04/15/26 | RDL |
| Method: SM 4500-S2-D<br>Prep Method: METHOD | | | | | | | | | | |
| Sulfide | ND | | mg/L | 0.10 | | 1 | 400888 | 04/15/26 | 04/15/26 | TXC |
| Method: SM 5310B<br>Prep Method: SM 5310B | | | | | | | | | | |
| Total Organic Carbon | **19** | | mg/L | 1.0 | 0.49 | 1 | 400872 | 04/15/26 | 04/15/26 | BDR |
| Method: SM 9221B<br>Prep Method: METHOD | | | | | | | | | | |
| Coliform, Total | **>1,600** | | MPN/100ml | 1.8 | | 1 | 400856 | 04/14/26 19:02 | 04/16/26 15:58 | BPH |
| Method: SM 9221F | | | | | | | | | | |
| Coliform, E. Coli | **49** | | MPN/100ml | 1.8 | | 1 | 400856 | 04/14/26 19:02 | 04/16/26 15:58 | BPH |
| Method: SM2130B | | | | | | | | | | |
| Turbidity | **3,300** | | NTU | 0.20 | 0.12 | 1 | 400785 | 04/14/26 21:48 | 04/14/26 21:48 | TRR |
| Method: SM2320B<br>Prep Method: METHOD | | | | | | | | | | |
| Bicarbonate | **130** | | mg/L | 2.4 | | 1 | 400866 | 04/15/26 | 04/15/26 | WWC |
| Alkalinity, Total as CaCO3 | **100** | | mg/L | 2.0 | | 1 | 400866 | 04/15/26 | 04/15/26 | WWC |



Results for any subcontracted analyses are not included in this section.

# Analysis Results for 557594

| 557594-001 Analyte | Result | Qual | Units | RL | MDL | DF | Batch | Prepared | Analyzed | Chemist |
|---|---|---|---|---|---|---|---|---|---|---|
| Method: SM2510B<br>Prep Method: METHOD | | | | | | | | | | |
| Specific Conductance | **930** | | umhos/cm | 1.0 | | 1 | 400885 | 04/15/26 | 04/15/26 | JAG |
| Method: SM2540C<br>Prep Method: METHOD | | | | | | | | | | |
| Total Dissolved Solids | **720** | | mg/L | 20 | | 2 | 400840 | 04/15/26 | 04/16/26 | JAG |
| Method: SM2540D<br>Prep Method: METHOD | | | | | | | | | | |
| Total Suspended Solids | **1,200** | | mg/L | 0.5 | | 1 | 400839 | 04/15/26 | 04/16/26 | JAG |
| Method: SM5210B<br>Prep Method: METHOD | | | | | | | | | | |
| Biochemical Oxygen Demand | **6.4** | | mg/L | 3.0 | | 1 | 400878 | 04/15/26 12:18 | 04/20/26 15:01 | AAB |
| Method: SM5220D<br>Prep Method: SM 5220D | | | | | | | | | | |
| Chemical Oxygen Demand | **54** | | mg/L | 4.0 | 2.6 | 1 | 400873 | 04/15/26 | 04/15/26 | RDL |

* Value is outside QC limits
> Value exceeds indicated concentration
J Estimated value
ND Not Detected



Results for any subcontracted analyses are not included in this section.

# Batch QC

| | | |
|---|---|---|
| **Type:** Blank | **Lab ID:** QC1360305 | **Batch:** 400874 |
| **Matrix:** Water | **Method:** EPA 1664A | **Prep Method:** METHOD |

| QC1360305 Analyte | Result | Qual | Units | RL | MDL | Prepared | Analyzed |
|---|---|---|---|---|---|---|---|
| Total Oil and Grease | ND | | mg/L | 5.0 | 0.97 | 04/15/26 | 04/16/26 |

| | | |
|---|---|---|
| **Type:** Lab Control Sample | **Lab ID:** QC1360306 | **Batch:** 400874 |
| **Matrix:** Water | **Method:** EPA 1664A | **Prep Method:** METHOD |

| QC1360306 Analyte | Result | Spiked | Units | Recovery | Qual | Limits |
|---|---|---|---|---|---|---|
| Total Oil and Grease | 37.10 | 40.00 | mg/L | 93% | | 78-114 |

| | | |
|---|---|---|
| **Type:** Lab Control Sample Duplicate | **Lab ID:** QC1360307 | **Batch:** 400874 |
| **Matrix:** Water | **Method:** EPA 1664A | **Prep Method:** METHOD |

| QC1360307 Analyte | Result | Spiked | Units | Recovery | Qual | Limits | RPD | RPD Lim |
|---|---|---|---|---|---|---|---|---|
| Total Oil and Grease | 36.50 | 40.00 | mg/L | 91% | | 78-114 | 2 | 18 |

| | | |
|---|---|---|
| **Type:** Blank | **Lab ID:** QC1360196 | **Batch:** 400830 |
| **Matrix:** Water | **Method:** EPA 200.7 | **Prep Method:** EPA 3015A |

| QC1360196 Analyte | Result | Qual | Units | RL | MDL | Prepared | Analyzed |
|---|---|---|---|---|---|---|---|
| Calcium | ND | | mg/L | 0.10 | 0.022 | 04/15/26 | 04/15/26 |
| Iron | ND | | mg/L | 0.027 | 0.027 | 04/15/26 | 04/15/26 |
| Magnesium | ND | | mg/L | 0.10 | 0.010 | 04/15/26 | 04/15/26 |
| Potassium | ND | | mg/L | 0.50 | 0.15 | 04/15/26 | 04/15/26 |
| Sodium | ND | | mg/L | 0.50 | 0.017 | 04/15/26 | 04/15/26 |

| | | |
|---|---|---|
| **Type:** Lab Control Sample | **Lab ID:** QC1360197 | **Batch:** 400830 |
| **Matrix:** Water | **Method:** EPA 200.7 | **Prep Method:** EPA 3015A |

| QC1360197 Analyte | Result | Spiked | Units | Recovery | Qual | Limits |
|---|---|---|---|---|---|---|
| Calcium | 20.87 | 20.40 | mg/L | 102% | | 85-115 |
| Iron | 0.4049 | 0.4000 | mg/L | 101% | | 85-115 |
| Magnesium | 20.71 | 20.40 | mg/L | 101% | | 85-115 |
| Potassium | 24.64 | 24.00 | mg/L | 103% | | 85-115 |
| Sodium | 20.72 | 20.40 | mg/L | 102% | | 85-115 |

# Batch QC

| Type: | Matrix Spike | Lab ID: | QC1360198 | Batch: | 400830 |
|---|---|---|---|---|---|
| Matrix (Source ID): | Water (557594-001) | Method: | EPA 200.7 | Prep Method: | EPA 3015A |

| QC1360198 Analyte | Result | Source Sample Result | Spiked | Units | Recovery | Qual | Limits | DF |
|---|---|---|---|---|---|---|---|---|
| Calcium | 167.5 | 148.3 | 20.40 | mg/L | 94% | NM | 75-125 | 1 |
| Iron | 42.44 | 42.15 | 0.4000 | mg/L | 72% | NM | 75-125 | 1 |
| Magnesium | 44.52 | 24.10 | 20.40 | mg/L | 100% | | 75-125 | 1 |
| Potassium | 43.48 | 18.85 | 24.00 | mg/L | 103% | | 75-125 | 1 |
| Sodium | 120.7 | 101.8 | 20.40 | mg/L | 93% | NM | 75-125 | 1 |

| Type: | Matrix Spike Duplicate | Lab ID: | QC1360199 | Batch: | 400830 |
|---|---|---|---|---|---|
| Matrix (Source ID): | Water (557594-001) | Method: | EPA 200.7 | Prep Method: | EPA 3015A |

| QC1360199 Analyte | Result | Source Sample Result | Spiked | Units | Recovery | Qual | Limits | RPD | RPD Lim | DF |
|---|---|---|---|---|---|---|---|---|---|---|
| Calcium | 166.8 | 148.3 | 20.40 | mg/L | 91% | NM | 75-125 | 0 | 20 | 1 |
| Iron | 36.21 | 42.15 | 0.4000 | mg/L | -1485% | NM | 75-125 | 16 | 20 | 1 |
| Magnesium | 43.42 | 24.10 | 20.40 | mg/L | 95% | | 75-125 | 3 | 20 | 1 |
| Potassium | 42.59 | 18.85 | 24.00 | mg/L | 99% | | 75-125 | 2 | 20 | 1 |
| Sodium | 119.6 | 101.8 | 20.40 | mg/L | 87% | NM | 75-125 | 1 | 20 | 1 |

| Type: | Serial Dilution | Lab ID: | QC1360253 | Batch: | 400830 |
|---|---|---|---|---|---|
| Matrix (Source ID): | Water (557594-001) | Method: | EPA 200.7 | Prep Method: | EPA 3015A |

| QC1360253 Analyte | Result | Source Sample Result | Units | Qual | RPD | RPD Lim | DF |
|---|---|---|---|---|---|---|---|
| Calcium | 154.7 | 148.3 | mg/L | | | | 5 |
| Iron | 44.41 | 42.15 | mg/L | | | | 5 |
| Magnesium | 25.29 | 24.10 | mg/L | | | | 5 |
| Potassium | 18.98 | 18.85 | mg/L | | | | 5 |
| Sodium | 106.2 | 101.8 | mg/L | | | | 5 |

# Batch QC

| | | | | | |
|---|---|---|---|---|---|
| **Type:** | **Blank** | **Lab ID:** | **QC1360185** | **Batch:** | **400828** |
| **Matrix:** | **Water** | **Method:** | **EPA 200.8** | **Prep Method:** | **EPA 3015A** |

| QC1360185 Analyte | Result | Qual | Units | RL | MDL | Prepared | Analyzed |
|---|---|---|---|---|---|---|---|
| Antimony | ND | | ug/L | 2.0 | 0.058 | 04/15/26 | 04/15/26 |
| Arsenic | ND | | ug/L | 2.0 | 0.059 | 04/15/26 | 04/15/26 |
| Barium | ND | | ug/L | 5.0 | 0.069 | 04/15/26 | 04/15/26 |
| Beryllium | ND | | ug/L | 1.0 | 0.044 | 04/15/26 | 04/15/26 |
| Boron | ND | | ug/L | 10 | 5.7 | 04/15/26 | 04/15/26 |
| Cadmium | ND | | ug/L | 1.0 | 0.079 | 04/15/26 | 04/15/26 |
| Chromium | ND | | ug/L | 5.0 | 0.14 | 04/15/26 | 04/15/26 |
| Cobalt | ND | | ug/L | 1.0 | 0.033 | 04/15/26 | 04/15/26 |
| Copper | ND | | ug/L | 3.0 | 1.4 | 04/15/26 | 04/15/26 |
| Lead | ND | | ug/L | 5.0 | 0.31 | 04/15/26 | 04/15/26 |
| Manganese | ND | | ug/L | 10 | 0.62 | 04/15/26 | 04/15/26 |
| Nickel | ND | | ug/L | 5.0 | 0.13 | 04/15/26 | 04/15/26 |
| Selenium | ND | | ug/L | 2.0 | 0.60 | 04/15/26 | 04/15/26 |
| Silver | ND | | ug/L | 5.0 | 0.087 | 04/15/26 | 04/15/26 |
| Thallium | ND | | ug/L | 1.0 | 0.031 | 04/15/26 | 04/15/26 |
| Tin | ND | | ug/L | 5.0 | 0.59 | 04/15/26 | 04/15/26 |
| Vanadium | ND | | ug/L | 5.0 | 0.25 | 04/15/26 | 04/15/26 |
| Zinc | ND | | ug/L | 10 | 2.1 | 04/15/26 | 04/15/26 |

| | | | | | |
|---|---|---|---|---|---|
| **Type:** | **Lab Control Sample** | **Lab ID:** | **QC1360186** | **Batch:** | **400828** |
| **Matrix:** | **Water** | **Method:** | **EPA 200.8** | **Prep Method:** | **EPA 3015A** |

| QC1360186 Analyte | Result | Spiked | Units | Recovery | Qual | Limits |
|---|---|---|---|---|---|---|
| Antimony | 105.0 | 100.0 | ug/L | 105% | | 85-115 |
| Arsenic | 97.27 | 100.0 | ug/L | 97% | | 85-115 |
| Barium | 98.71 | 100.0 | ug/L | 99% | | 85-115 |
| Beryllium | 101.8 | 100.0 | ug/L | 102% | | 85-115 |
| Boron | 97.41 | 100.0 | ug/L | 97% | | 85-115 |
| Cadmium | 100.1 | 100.0 | ug/L | 100% | | 85-115 |
| Chromium | 99.13 | 100.0 | ug/L | 99% | | 85-115 |
| Cobalt | 102.2 | 100.0 | ug/L | 102% | | 85-115 |
| Copper | 101.1 | 100.0 | ug/L | 101% | | 85-115 |
| Lead | 98.36 | 100.0 | ug/L | 98% | | 85-115 |
| Manganese | 100.5 | 100.0 | ug/L | 100% | | 85-115 |
| Nickel | 102.0 | 100.0 | ug/L | 102% | | 85-115 |
| Selenium | 96.01 | 100.0 | ug/L | 96% | | 85-115 |
| Silver | 50.28 | 50.00 | ug/L | 101% | | 85-115 |
| Thallium | 101.2 | 100.0 | ug/L | 101% | | 85-115 |
| Tin | 98.00 | 100.0 | ug/L | 98% | | 85-115 |
| Vanadium | 100.1 | 100.0 | ug/L | 100% | | 85-115 |
| Zinc | 95.97 | 100.0 | ug/L | 96% | | 85-115 |

# Batch QC

| Type: | Matrix Spike | Lab ID: | QC1360194 | Batch: | 400828 |
|---|---|---|---|---|---|
| Matrix (Source ID): | Water (557534-004) | Method: | EPA 200.8 | Prep Method: | EPA 3015A |

| QC1360194 Analyte | Result | Source Sample Result | Spiked | Units | Recovery | Qual | Limits | DF |
|---|---|---|---|---|---|---|---|---|
| Antimony | 102.9 | ND | 100.0 | ug/L | 103% | | 70-130 | 10 |
| Arsenic | 97.71 | ND | 100.0 | ug/L | 98% | | 70-130 | 10 |
| Barium | 131.7 | 36.61 | 100.0 | ug/L | 95% | | 70-130 | 10 |
| Beryllium | 97.99 | ND | 100.0 | ug/L | 98% | | 70-130 | 10 |
| Boron | 228.3 | 163.3 | 100.0 | ug/L | 65% | * | 70-130 | 10 |
| Cadmium | 96.85 | ND | 100.0 | ug/L | 97% | | 70-130 | 10 |
| Chromium | 101.8 | ND | 100.0 | ug/L | 102% | | 70-130 | 10 |
| Cobalt | 104.6 | ND | 100.0 | ug/L | 105% | | 70-130 | 10 |
| Copper | 104.8 | ND | 100.0 | ug/L | 105% | | 70-130 | 10 |
| Lead | 96.97 | ND | 100.0 | ug/L | 97% | | 70-130 | 10 |
| Manganese | 239.3 | 141.0 | 100.0 | ug/L | 98% | | 70-130 | 10 |
| Nickel | 105.6 | ND | 100.0 | ug/L | 106% | | 70-130 | 10 |
| Selenium | 105.2 | ND | 100.0 | ug/L | 105% | | 70-130 | 10 |
| Silver | 48.46 | ND | 50.00 | ug/L | 97% | | 70-130 | 10 |
| Thallium | 97.85 | ND | 100.0 | ug/L | 98% | | 70-130 | 10 |
| Tin | 97.57 | ND | 100.0 | ug/L | 98% | | 70-130 | 10 |
| Vanadium | 99.78 | ND | 100.0 | ug/L | 100% | | 70-130 | 10 |
| Zinc | 99.97 | ND | 100.0 | ug/L | 100% | | 70-130 | 10 |

| Type: | Matrix Spike Duplicate | Lab ID: | QC1360195 | Batch: | 400828 |
|---|---|---|---|---|---|
| Matrix (Source ID): | Water (557534-004) | Method: | EPA 200.8 | Prep Method: | EPA 3015A |

| QC1360195 Analyte | Result | Source Sample Result | Spiked | Units | Recovery | Qual | Limits | RPD | RPD Lim | DF |
|---|---|---|---|---|---|---|---|---|---|---|
| Antimony | 105.2 | ND | 100.0 | ug/L | 105% | | 70-130 | 2 | 20 | 10 |
| Arsenic | 94.69 | ND | 100.0 | ug/L | 95% | | 70-130 | 3 | 20 | 10 |
| Barium | 131.3 | 36.61 | 100.0 | ug/L | 95% | | 70-130 | 0 | 20 | 10 |
| Beryllium | 101.9 | ND | 100.0 | ug/L | 102% | | 70-130 | 4 | 20 | 10 |
| Boron | 208.1 | 163.3 | 100.0 | ug/L | 45% | * | 70-130 | 9 | 20 | 10 |
| Cadmium | 97.44 | ND | 100.0 | ug/L | 97% | | 70-130 | 1 | 20 | 10 |
| Chromium | 99.94 | ND | 100.0 | ug/L | 100% | | 70-130 | 2 | 20 | 10 |
| Cobalt | 100.5 | ND | 100.0 | ug/L | 100% | | 70-130 | 4 | 20 | 10 |
| Copper | 99.97 | ND | 100.0 | ug/L | 100% | | 70-130 | 5 | 20 | 10 |
| Lead | 96.06 | ND | 100.0 | ug/L | 96% | | 70-130 | 1 | 20 | 10 |
| Manganese | 236.5 | 141.0 | 100.0 | ug/L | 96% | | 70-130 | 1 | 20 | 10 |
| Nickel | 100.1 | ND | 100.0 | ug/L | 100% | | 70-130 | 5 | 20 | 10 |
| Selenium | 96.91 | ND | 100.0 | ug/L | 97% | | 70-130 | 8 | 20 | 10 |
| Silver | 50.37 | ND | 50.00 | ug/L | 101% | | 70-130 | 4 | 20 | 10 |
| Thallium | 97.07 | ND | 100.0 | ug/L | 97% | | 70-130 | 1 | 20 | 10 |
| Tin | 99.93 | ND | 100.0 | ug/L | 100% | | 70-130 | 2 | 20 | 10 |
| Vanadium | 100.6 | ND | 100.0 | ug/L | 101% | | 70-130 | 1 | 20 | 10 |
| Zinc | 97.60 | ND | 100.0 | ug/L | 98% | | 70-130 | 2 | 20 | 10 |

# Batch QC

| Type: Blank | Lab ID: QC1360140 | Batch: 400818 |
|---|---|---|
| Matrix: Water | Method: EPA 245.1 | Prep Method: EPA 245.1 |

| QC1360140 Analyte | Result | Qual | Units | RL | MDL | Prepared | Analyzed |
|---|---|---|---|---|---|---|---|
| Mercury | ND | | ug/L | 0.40 | 0.063 | 04/15/26 | 04/15/26 |

| Type: Lab Control Sample | Lab ID: QC1360141 | Batch: 400818 |
|---|---|---|
| Matrix: Water | Method: EPA 245.1 | Prep Method: EPA 245.1 |

| QC1360141 Analyte | Result | Spiked | Units | Recovery | Qual | Limits |
|---|---|---|---|---|---|---|
| Mercury | 4.920 | 5.000 | ug/L | 98% | | 85-115 |

| Type: Matrix Spike | Lab ID: QC1360142 | Batch: 400818 |
|---|---|---|
| Matrix (Source ID): Water (557588-001) | Method: EPA 245.1 | Prep Method: EPA 245.1 |

| QC1360142 Analyte | Result | Source Sample Result | Spiked | Units | Recovery | Qual | Limits | DF |
|---|---|---|---|---|---|---|---|---|
| Mercury | 966.4 | ND | 1000 | ug/L | 97% | | 75-125 | 200 |

| Type: Matrix Spike Duplicate | Lab ID: QC1360143 | Batch: 400818 |
|---|---|---|
| Matrix (Source ID): Water (557588-001) | Method: EPA 245.1 | Prep Method: EPA 245.1 |

| QC1360143 Analyte | Result | Source Sample Result | Spiked | Units | Recovery | Qual | Limits | RPD | RPD Lim | DF |
|---|---|---|---|---|---|---|---|---|---|---|
| Mercury | 963.6 | ND | 1000 | ug/L | 96% | | 75-125 | 0 | 20 | 200 |

| Type: Matrix Spike | Lab ID: QC1360144 | Batch: 400818 |
|---|---|---|
| Matrix (Source ID): Water (557588-002) | Method: EPA 245.1 | Prep Method: EPA 245.1 |

| QC1360144 Analyte | Result | Source Sample Result | Spiked | Units | Recovery | Qual | Limits | DF |
|---|---|---|---|---|---|---|---|---|
| Mercury | 938.7 | ND | 1000 | ug/L | 94% | | 75-125 | 200 |

| Type: Matrix Spike Duplicate | Lab ID: QC1360145 | Batch: 400818 |
|---|---|---|
| Matrix (Source ID): Water (557588-002) | Method: EPA 245.1 | Prep Method: EPA 245.1 |

| QC1360145 Analyte | Result | Source Sample Result | Spiked | Units | Recovery | Qual | Limits | RPD | RPD Lim | DF |
|---|---|---|---|---|---|---|---|---|---|---|
| Mercury | 967.2 | ND | 1000 | ug/L | 97% | | 75-125 | 3 | 20 | 200 |

# Batch QC

| | | | | | |
|---|---|---|---|---|---|
| **Type:** | **Blank** | **Lab ID:** | **QC1359963** | **Batch:** | **400760** |
| **Matrix:** | **Water** | **Method:** | **EPA 300.0** | **Prep Method:** | **METHOD** |

| QC1359963 Analyte | Result | Qual | Units | RL | MDL | Prepared | Analyzed |
|---|---|---|---|---|---|---|---|
| Fluoride | ND | | mg/L | 0.20 | 0.083 | 04/14/26 14:44 | 04/14/26 18:11 |
| Chloride | ND | | mg/L | 1.0 | 0.27 | 04/14/26 14:44 | 04/14/26 18:11 |
| Nitrogen, Nitrite | ND | | mg/L | 0.10 | 0.01 | 04/14/26 14:44 | 04/14/26 18:11 |
| Bromide | ND | | mg/L | 0.30 | 0.038 | 04/14/26 14:44 | 04/14/26 18:11 |
| Nitrogen, Nitrate | ND | | mg/L | 0.10 | 0.05 | 04/14/26 14:44 | 04/14/26 18:11 |
| Sulfate | ND | | mg/L | 1.0 | 0.20 | 04/14/26 14:44 | 04/14/26 18:11 |

| | | | | | |
|---|---|---|---|---|---|
| **Type:** | **Lab Control Sample** | **Lab ID:** | **QC1359964** | **Batch:** | **400760** |
| **Matrix:** | **Water** | **Method:** | **EPA 300.0** | **Prep Method:** | **METHOD** |

| QC1359964 Analyte | Result | Spiked | Units | Recovery | Qual | Limits |
|---|---|---|---|---|---|---|
| Fluoride | 10.06 | 10.00 | mg/L | 101% | | 90-110 |
| Chloride | 48.06 | 50.00 | mg/L | 96% | | 90-110 |
| Nitrogen, Nitrite | 4.640 | 4.567 | mg/L | 102% | | 90-110 |
| Bromide | 15.37 | 15.00 | mg/L | 102% | | 90-110 |
| Nitrogen, Nitrate | 4.640 | 4.518 | mg/L | 103% | | 90-110 |
| Sulfate | 25.40 | 25.00 | mg/L | 102% | | 90-110 |

| | | | | | |
|---|---|---|---|---|---|
| **Type:** | **Matrix Spike** | **Lab ID:** | **QC1359970** | **Batch:** | **400760** |
| **Matrix (Source ID):** | **Water (557532-001)** | **Method:** | **EPA 300.0** | **Prep Method:** | **METHOD** |

| QC1359970 Analyte | Result | Source Sample Result | Spiked | Units | Recovery | Qual | Limits | DF |
|---|---|---|---|---|---|---|---|---|
| Fluoride | 25.37 | 0.2518 | 20.00 | mg/L | 126% | | 80-129 | 1 |
| Chloride | 251.6 | 148.5 | 100.0 | mg/L | 103% | E | 80-123 | 1 |
| Nitrogen, Nitrite | 10.98 | ND | 9.134 | mg/L | 120% | | 80-122 | 1 |
| Bromide | 18.44 | 0.4467 | 15.00 | mg/L | 120% | | 80-121 | 1 |
| Nitrogen, Nitrate | 10.95 | ND | 9.036 | mg/L | 121% | | 80-123 | 1 |
| Sulfate | 105.8 | 44.51 | 50.00 | mg/L | 123% | E | 79-124 | 1 |

| | | | | | |
|---|---|---|---|---|---|
| **Type:** | **Matrix Spike Duplicate** | **Lab ID:** | **QC1359971** | **Batch:** | **400760** |
| **Matrix (Source ID):** | **Water (557532-001)** | **Method:** | **EPA 300.0** | **Prep Method:** | **METHOD** |

| QC1359971 Analyte | Result | Source Sample Result | Spiked | Units | Recovery | Qual | Limits | RPD | RPD Lim | DF |
|---|---|---|---|---|---|---|---|---|---|---|
| Fluoride | 26.19 | 0.2518 | 20.00 | mg/L | 130% | * | 80-129 | 3 | 21 | 1 |
| Chloride | 254.3 | 148.5 | 100.0 | mg/L | 106% | E | 80-123 | | 20 | 1 |
| Nitrogen, Nitrite | 11.32 | ND | 9.134 | mg/L | 124% | * | 80-122 | 3 | 21 | 1 |
| Bromide | 18.94 | 0.4467 | 15.00 | mg/L | 123% | * | 80-121 | 3 | 20 | 1 |
| Nitrogen, Nitrate | 11.26 | ND | 9.036 | mg/L | 125% | * | 80-123 | 3 | 20 | 1 |
| Sulfate | 107.7 | 44.51 | 50.00 | mg/L | 126% | E,* | 79-124 | | 20 | 1 |

# Batch QC

| Type: | Matrix Spike | Lab ID: | QC1360098 | Batch: | 400760 |
|---|---|---|---|---|---|
| Matrix (Source ID): | Water (557534-004) | Method: | EPA 300.0 | Prep Method: | METHOD |

| QC1360098 Analyte | Result | Source Sample Result | Spiked | Units | Recovery | Qual | Limits | DF |
|---|---|---|---|---|---|---|---|---|
| Fluoride | 22.04 | 0.4938 | 20.00 | mg/L | 108% | | 80-129 | 1 |
| Chloride | 213.7 | 118.8 | 100.0 | mg/L | 95% | E | 80-123 | 1 |
| Nitrogen, Nitrite | 9.660 | ND | 9.134 | mg/L | 106% | | 80-122 | 1 |
| Bromide | 16.43 | 0.5162 | 15.00 | mg/L | 106% | | 80-121 | 1 |
| Nitrogen, Nitrate | 9.762 | 0.1858 | 9.036 | mg/L | 106% | | 80-123 | 1 |
| Sulfate | 152.9 | 108.3 | 50.00 | mg/L | 89% | E,NM | 79-124 | 1 |

| Type: | Matrix Spike Duplicate | Lab ID: | QC1360099 | Batch: | 400760 |
|---|---|---|---|---|---|
| Matrix (Source ID): | Water (557534-004) | Method: | EPA 300.0 | Prep Method: | METHOD |

| QC1360099 Analyte | Result | Source Sample Result | Spiked | Units | Recovery | Qual | Limits | RPD | RPD Lim | DF |
|---|---|---|---|---|---|---|---|---|---|---|
| Fluoride | 21.69 | 0.4938 | 20.00 | mg/L | 106% | | 80-129 | 2 | 21 | 1 |
| Chloride | 212.0 | 118.8 | 100.0 | mg/L | 93% | E | 80-123 | | 20 | 1 |
| Nitrogen, Nitrite | 9.506 | ND | 9.134 | mg/L | 104% | | 80-122 | 2 | 21 | 1 |
| Bromide | 16.11 | 0.5162 | 15.00 | mg/L | 104% | | 80-121 | 2 | 20 | 1 |
| Nitrogen, Nitrate | 9.557 | 0.1858 | 9.036 | mg/L | 104% | | 80-123 | 2 | 20 | 1 |
| Sulfate | 152.9 | 108.3 | 50.00 | mg/L | 89% | E,NM | 79-124 | | 20 | 1 |

| Type: | Blank | Lab ID: | QC1360220 | Batch: | 400838 |
|---|---|---|---|---|---|
| Matrix: | Water | Method: | EPA 350.1 | Prep Method: | METHOD |

| QC1360220 Analyte | Result | Qual | Units | RL | MDL | Prepared | Analyzed |
|---|---|---|---|---|---|---|---|
| Ammonia-N | ND | | mg/L | 0.10 | 0.068 | 04/15/26 | 04/15/26 |

| Type: | Lab Control Sample | Lab ID: | QC1360221 | Batch: | 400838 |
|---|---|---|---|---|---|
| Matrix: | Water | Method: | EPA 350.1 | Prep Method: | METHOD |

| QC1360221 Analyte | Result | Spiked | Units | Recovery | Qual | Limits |
|---|---|---|---|---|---|---|
| Ammonia-N | 0.9118 | 1.000 | mg/L | 91% | | 90-110 |

| Type: | Matrix Spike | Lab ID: | QC1360222 | Batch: | 400838 |
|---|---|---|---|---|---|
| Matrix (Source ID): | Water (557428-001) | Method: | EPA 350.1 | Prep Method: | METHOD |

| QC1360222 Analyte | Result | Source Sample Result | Spiked | Units | Recovery | Qual | Limits | DF |
|---|---|---|---|---|---|---|---|---|
| Ammonia-N | 0.9342 | ND | 1.000 | mg/L | 93% | | 90-110 | 1 |

# Batch QC

| | | | | | |
|---|---|---|---|---|---|
| **Type:** | Matrix Spike Duplicate | **Lab ID:** | QC1360223 | **Batch:** | 400838 |
| **Matrix (Source ID):** | Water (557428-001) | **Method:** | EPA 350.1 | **Prep Method:** | METHOD |

| QC1360223 Analyte | Result | Source Sample Result | Spiked | Units | Recovery | Qual | Limits | RPD | RPD Lim | DF |
|---|---|---|---|---|---|---|---|---|---|---|
| Ammonia-N | 0.9517 | ND | 1.000 | mg/L | 95% | | 90-110 | 2 | 20 | 1 |

| | | | |
|---|---|---|---|
| **Type:** | Blank | **Lab ID:** | QC1360263 |
| **Matrix:** | Water | **Method:** | EPA 420.1 |

| | |
|---|---|
| **Batch:** | 400851 |
| **Prep Method:** | METHOD |

| QC1360263 Analyte | Result | Qual | Units | RL | MDL | Prepared | Analyzed |
|---|---|---|---|---|---|---|---|
| Total Phenolics | ND | | mg/L | 0.010 | 0.0056 | 04/15/26 | 04/15/26 |

| | | | |
|---|---|---|---|
| **Type:** | Lab Control Sample | **Lab ID:** | QC1360264 |
| **Matrix:** | Water | **Method:** | EPA 420.1 |

| | |
|---|---|
| **Batch:** | 400851 |
| **Prep Method:** | METHOD |

| QC1360264 Analyte | Result | Spiked | Units | Recovery | Qual | Limits |
|---|---|---|---|---|---|---|
| Total Phenolics | 0.07800 | 0.08000 | mg/L | 98% | | 80-120 |

| | | | |
|---|---|---|---|
| **Type:** | Lab Control Sample Duplicate | **Lab ID:** | QC1360265 |
| **Matrix:** | Water | **Method:** | EPA 420.1 |

| | |
|---|---|
| **Batch:** | 400851 |
| **Prep Method:** | METHOD |

| QC1360265 Analyte | Result | Spiked | Units | Recovery | Qual | Limits | RPD | RPD Lim |
|---|---|---|---|---|---|---|---|---|
| Total Phenolics | 0.07500 | 0.08000 | mg/L | 94% | | 80-120 | 4 | 20 |

# Batch QC

**Type:** Blank **Lab ID:** QC1361169 **Batch:** 401058
**Matrix:** Water

| QC1361169 Analyte | Result | Qual | Units | RL | MDL | Prepared | Analyzed |
|---|---|---|---|---|---|---|---|
| Method: EPA 625.1<br>Prep Method: EPA 3510C | | | | | | | |
| a-Terpineol | ND | | ug/L | 10 | 2.1 | 04/17/26 | 04/18/26 |
| Benzoic acid | ND | | ug/L | 50 | 11 | 04/17/26 | 04/17/26 |
| 2-Methylphenol | ND | | ug/L | 10 | 3.2 | 04/17/26 | 04/17/26 |
| Pyridine | ND | | ug/L | 10 | 2.8 | 04/17/26 | 04/17/26 |
| Phenol | ND | | ug/L | 10 | 2.1 | 04/17/26 | 04/17/26 |
| Naphthalene | ND | | ug/L | 10 | 3.6 | 04/17/26 | 04/17/26 |
| 3-,4-Methylphenol | ND | | ug/L | 10 | 3.0 | 04/17/26 | 04/17/26 |
| Cresol | ND | | ug/L | 10 | | 04/17/26 | 04/17/26 |
| **Surrogates** | | | | **Limits** | | | |
| 2-Fluorophenol | 31% | * | %REC | 36-95 | | 04/17/26 | 04/17/26 |
| Phenol-d6 | 18% | * | %REC | 28-82 | | 04/17/26 | 04/17/26 |
| 2,4,6-Tribromophenol | 73% | | %REC | 61-140 | | 04/17/26 | 04/17/26 |
| Nitrobenzene-d5 | 67% | | %REC | 48-123 | | 04/17/26 | 04/17/26 |
| 2-Fluorobiphenyl | 63% | | %REC | 51-105 | | 04/17/26 | 04/17/26 |
| Terphenyl-d14 | 78% | | %REC | 65-117 | | 04/17/26 | 04/17/26 |
| Method: EPA 8270E<br>Prep Method: EPA 3510C | | | | | | | |
| Carbazole | ND | | ug/L | 10 | 2.8 | 04/17/26 | 04/17/26 |
| N-Nitrosodimethylamine | ND | | ug/L | 10 | 2.9 | 04/17/26 | 04/17/26 |
| Aniline | ND | | ug/L | 10 | 2.8 | 04/17/26 | 04/17/26 |
| bis(2-Chloroethyl)ether | ND | | ug/L | 25 | 3.7 | 04/17/26 | 04/17/26 |
| 2-Chlorophenol | ND | | ug/L | 10 | 3.6 | 04/17/26 | 04/17/26 |
| 1,3-Dichlorobenzene | ND | | ug/L | 10 | 3.3 | 04/17/26 | 04/17/26 |
| 1,4-Dichlorobenzene | ND | | ug/L | 10 | 3.4 | 04/17/26 | 04/17/26 |
| Benzyl alcohol | ND | | ug/L | 25 | 5.8 | 04/17/26 | 04/17/26 |
| 1,2-Dichlorobenzene | ND | | ug/L | 10 | 3.3 | 04/17/26 | 04/17/26 |
| bis(2-Chloroisopropyl) ether | ND | | ug/L | 10 | 3.8 | 04/17/26 | 04/17/26 |
| N-Nitroso-di-n-propylamine | ND | | ug/L | 10 | 3.9 | 04/17/26 | 04/17/26 |
| Hexachloroethane | ND | | ug/L | 10 | 3.0 | 04/17/26 | 04/17/26 |
| Nitrobenzene | ND | | ug/L | 25 | 8.4 | 04/17/26 | 04/17/26 |
| Isophorone | ND | | ug/L | 10 | 3.7 | 04/17/26 | 04/17/26 |
| 2-Nitrophenol | ND | | ug/L | 10 | 5.4 | 04/17/26 | 04/17/26 |
| 2,4-Dimethylphenol | ND | | ug/L | 10 | 3.2 | 04/17/26 | 04/17/26 |
| bis(2-Chloroethoxy)methane | ND | | ug/L | 10 | 3.7 | 04/17/26 | 04/17/26 |
| 2,4-Dichlorophenol | ND | | ug/L | 10 | 3.7 | 04/17/26 | 04/17/26 |
| 1,2,4-Trichlorobenzene | ND | | ug/L | 10 | 3.4 | 04/17/26 | 04/17/26 |
| 4-Chloroaniline | ND | | ug/L | 10 | 3.1 | 04/17/26 | 04/17/26 |
| Hexachlorobutadiene | ND | | ug/L | 10 | 2.2 | 04/17/26 | 04/17/26 |
| 4-Chloro-3-methylphenol | ND | | ug/L | 10 | 3.6 | 04/17/26 | 04/17/26 |
| 2-Methylnaphthalene | ND | | ug/L | 10 | 3.4 | 04/17/26 | 04/17/26 |
| Hexachlorocyclopentadiene | ND | | ug/L | 25 | 7.8 | 04/17/26 | 04/17/26 |
| 2,4,6-Trichlorophenol | ND | | ug/L | 10 | 4.1 | 04/17/26 | 04/17/26 |
| 2,4,5-Trichlorophenol | ND | | ug/L | 10 | 3.7 | 04/17/26 | 04/17/26 |
| 2-Chloronaphthalene | ND | | ug/L | 10 | 3.4 | 04/17/26 | 04/17/26 |
| 2-Nitroaniline | ND | | ug/L | 50 | 4.3 | 04/17/26 | 04/17/26 |

# Batch QC

| QC1361169 Analyte | Result | Qual | Units | RL | MDL | Prepared | Analyzed |
|---|---|---|---|---|---|---|---|
| Dimethylphthalate | ND | | ug/L | 10 | 3.4 | 04/17/26 | 04/17/26 |
| Acenaphthylene | ND | | ug/L | 10 | 3.9 | 04/17/26 | 04/17/26 |
| 2,6-Dinitrotoluene | ND | | ug/L | 10 | 4.4 | 04/17/26 | 04/17/26 |
| 3-Nitroaniline | ND | | ug/L | 10 | 4.0 | 04/17/26 | 04/17/26 |
| Acenaphthene | ND | | ug/L | 10 | 3.2 | 04/17/26 | 04/17/26 |
| 2,4-Dinitrophenol | ND | | ug/L | 50 | 15 | 04/17/26 | 04/17/26 |
| 4-Nitrophenol | ND | | ug/L | 50 | 8.5 | 04/17/26 | 04/17/26 |
| Dibenzofuran | ND | | ug/L | 10 | 3.2 | 04/17/26 | 04/17/26 |
| 2,4-Dinitrotoluene | ND | | ug/L | 10 | 4.3 | 04/17/26 | 04/17/26 |
| Diethylphthalate | ND | | ug/L | 10 | 2.9 | 04/17/26 | 04/17/26 |
| Fluorene | ND | | ug/L | 10 | 3.1 | 04/17/26 | 04/17/26 |
| 4-Chlorophenyl-phenylether | ND | | ug/L | 10 | 3.1 | 04/17/26 | 04/17/26 |
| 4-Nitroaniline | ND | | ug/L | 10 | 3.3 | 04/17/26 | 04/17/26 |
| 4,6-Dinitro-2-methylphenol | ND | | ug/L | 50 | 17 | 04/17/26 | 04/17/26 |
| N-Nitrosodiphenylamine | ND | | ug/L | 10 | 4.0 | 04/17/26 | 04/17/26 |
| 1,2-diphenylhydrazine (as azobenzene) | ND | | ug/L | 10 | 2.9 | 04/17/26 | 04/17/26 |
| 4-Bromophenyl-phenylether | ND | | ug/L | 10 | 3.3 | 04/17/26 | 04/17/26 |
| Hexachlorobenzene | ND | | ug/L | 10 | 3.0 | 04/17/26 | 04/17/26 |
| Pentachlorophenol | ND | | ug/L | 25 | 5.7 | 04/17/26 | 04/17/26 |
| Phenanthrene | ND | | ug/L | 10 | 2.9 | 04/17/26 | 04/17/26 |
| Anthracene | ND | | ug/L | 10 | 2.8 | 04/17/26 | 04/17/26 |
| Di-n-butylphthalate | ND | | ug/L | 10 | 3.0 | 04/17/26 | 04/17/26 |
| Fluoranthene | ND | | ug/L | 10 | 2.8 | 04/17/26 | 04/17/26 |
| Benzidine | ND | | ug/L | 50 | 19 | 04/17/26 | 04/17/26 |
| Pyrene | ND | | ug/L | 10 | 2.7 | 04/17/26 | 04/17/26 |
| Butylbenzylphthalate | ND | | ug/L | 10 | 3.6 | 04/17/26 | 04/17/26 |
| 3,3'-Dichlorobenzidine | ND | | ug/L | 25 | 5.2 | 04/17/26 | 04/17/26 |
| Benzo(a)anthracene | ND | | ug/L | 10 | 2.4 | 04/17/26 | 04/17/26 |
| Chrysene | ND | | ug/L | 10 | 2.5 | 04/17/26 | 04/17/26 |
| bis(2-Ethylhexyl)phthalate | ND | | ug/L | 10 | 3.3 | 04/17/26 | 04/17/26 |
| Di-n-octylphthalate | ND | | ug/L | 10 | 4.7 | 04/17/26 | 04/17/26 |
| Benzo(b)fluoranthene | ND | | ug/L | 10 | 3.0 | 04/17/26 | 04/17/26 |
| Benzo(k)fluoranthene | ND | | ug/L | 10 | 3.1 | 04/17/26 | 04/17/26 |
| Benzo(a)pyrene | ND | | ug/L | 10 | 3.1 | 04/17/26 | 04/17/26 |
| Indeno(1,2,3-cd)pyrene | ND | | ug/L | 10 | 4.2 | 04/17/26 | 04/17/26 |
| Dibenz(a,h)anthracene | ND | | ug/L | 10 | 4.2 | 04/17/26 | 04/17/26 |
| Benzo(g,h,i)perylene | ND | | ug/L | 10 | 4.1 | 04/17/26 | 04/17/26 |
| **Surrogates** | | | | **Limits** | | | |
| 2-Fluorophenol | 31% | | %REC | 15-120 | | 04/17/26 | 04/17/26 |
| Phenol-d6 | 18% | | %REC | 15-120 | | 04/17/26 | 04/17/26 |
| 2,4,6-Tribromophenol | 73% | | %REC | 15-140 | | 04/17/26 | 04/17/26 |
| Nitrobenzene-d5 | 67% | | %REC | 15-123 | | 04/17/26 | 04/17/26 |
| 2-Fluorobiphenyl | 63% | | %REC | 15-120 | | 04/17/26 | 04/17/26 |
| Terphenyl-d14 | 78% | | %REC | 15-120 | | 04/17/26 | 04/17/26 |

# Batch QC

| Type: Lab Control Sample | Lab ID: QC1361170 | Batch: 401058 |
|---|---|---|
| Matrix: Water | | |

| QC1361170 Analyte | Result | Spiked | Units | Recovery | Qual | Limits |
|---|---|---|---|---|---|---|
| Method: EPA 625.1<br>Prep Method: EPA 3510C | | | | | | |
| 2-Methylphenol | 42.88 | 75.00 | ug/L | 57% | | 44-120 |
| Pyridine | 28.98 | 75.00 | ug/L | 39% | | 13-120 |
| Phenol | 16.48 | 75.00 | ug/L | 22% | | 10-85 |
| Naphthalene | 53.27 | 75.00 | ug/L | 71% | | 23-133 |
| 3-,4-Methylphenol | 39.71 | 75.00 | ug/L | 53% | | 40-120 |
| **Surrogates** | | | | | | |
| 2-Fluorophenol | 12.54 | 40.00 | ug/L | 31% | * | 36-95 |
| Phenol-d6 | 7.762 | 40.00 | ug/L | 19% | * | 28-82 |
| 2,4,6-Tribromophenol | 32.11 | 40.00 | ug/L | 80% | | 61-140 |
| Nitrobenzene-d5 | 27.04 | 40.00 | ug/L | 68% | | 48-123 |
| 2-Fluorobiphenyl | 25.77 | 40.00 | ug/L | 64% | | 51-105 |
| Terphenyl-d14 | 29.62 | 40.00 | ug/L | 74% | | 65-117 |
| Method: EPA 8270E<br>Prep Method: EPA 3510C | | | | | | |
| Phenol | 16.48 | 75.00 | ug/L | 22% | | 14-120 |
| 2-Chlorophenol | 54.79 | 75.00 | ug/L | 73% | | 46-120 |
| 1,4-Dichlorobenzene | 46.09 | 75.00 | ug/L | 61% | | 42-120 |
| 3-,4-Methylphenol | 39.71 | 75.00 | ug/L | 53% | | 40-120 |
| N-Nitroso-di-n-propylamine | 63.80 | 75.00 | ug/L | 85% | | 54-121 |
| 2,4-Dimethylphenol | 52.87 | 75.00 | ug/L | 70% | | 48-120 |
| 1,2,4-Trichlorobenzene | 50.83 | 75.00 | ug/L | 68% | | 45-120 |
| 4-Chloro-3-methylphenol | 61.59 | 75.00 | ug/L | 82% | | 60-121 |
| 2,4,5-Trichlorophenol | 64.34 | 75.00 | ug/L | 86% | | 62-124 |
| Acenaphthene | 59.69 | 75.00 | ug/L | 80% | | 56-120 |
| 4-Nitrophenol | 20.94 | 75.00 | ug/L | 28% | | 17-120 |
| 2,4-Dinitrotoluene | 68.50 | 75.00 | ug/L | 91% | | 69-127 |
| Pentachlorophenol | 75.90 | 75.00 | ug/L | 101% | | 51-120 |
| Pyrene | 65.99 | 75.00 | ug/L | 88% | | 68-123 |
| Chrysene | 69.05 | 75.00 | ug/L | 92% | | 66-120 |
| Benzo(b)fluoranthene | 75.46 | 75.00 | ug/L | 101% | | 67-120 |
| **Surrogates** | | | | | | |
| 2-Fluorophenol | 12.54 | 40.00 | ug/L | 31% | | 15-120 |
| Phenol-d6 | 7.762 | 40.00 | ug/L | 19% | | 15-120 |
| 2,4,6-Tribromophenol | 32.11 | 40.00 | ug/L | 80% | | 15-140 |
| Nitrobenzene-d5 | 27.04 | 40.00 | ug/L | 68% | | 15-123 |
| 2-Fluorobiphenyl | 25.77 | 40.00 | ug/L | 64% | | 15-120 |
| Terphenyl-d14 | 29.62 | 40.00 | ug/L | 74% | | 15-120 |

# Batch QC

**Type:** Lab Control Sample Duplicate **Lab ID:** QC1361171 **Batch:** 401058
**Matrix:** Water

| QC1361171 Analyte | Result | Spiked | Units | Recovery | Qual | Limits | RPD | RPD Lim |
|---|---|---|---|---|---|---|---|---|
| Method: EPA 625.1<br>Prep Method: EPA 3510C | | | | | | | | |
| 2-Methylphenol | 47.10 | 75.00 | ug/L | 63% | | 44-120 | 9 | 51 |
| Pyridine | 32.52 | 75.00 | ug/L | 43% | | 13-120 | 11 | 62 |
| Phenol | 17.74 | 75.00 | ug/L | 24% | | 10-85 | 7 | 52 |
| Naphthalene | 58.70 | 75.00 | ug/L | 78% | | 23-133 | 10 | 50 |
| 3-,4-Methylphenol | 42.95 | 75.00 | ug/L | 57% | | 40-120 | 8 | 51 |
| **Surrogates** | | | | | | | | |
| 2-Fluorophenol | 13.86 | 40.00 | ug/L | 35% | * | 36-95 | | |
| Phenol-d6 | 8.351 | 40.00 | ug/L | 21% | * | 28-82 | | |
| 2,4,6-Tribromophenol | 33.92 | 40.00 | ug/L | 85% | | 61-140 | | |
| Nitrobenzene-d5 | 30.05 | 40.00 | ug/L | 75% | | 48-123 | | |
| 2-Fluorobiphenyl | 26.89 | 40.00 | ug/L | 67% | | 51-105 | | |
| Terphenyl-d14 | 31.80 | 40.00 | ug/L | 80% | | 65-117 | | |
| Method: EPA 8270E<br>Prep Method: EPA 3510C | | | | | | | | |
| Phenol | 17.74 | 75.00 | ug/L | 24% | | 14-120 | 7 | 52 |
| 2-Chlorophenol | 60.37 | 75.00 | ug/L | 80% | | 46-120 | 10 | 52 |
| 1,4-Dichlorobenzene | 53.24 | 75.00 | ug/L | 71% | | 42-120 | 14 | 53 |
| 3-,4-Methylphenol | 42.95 | 75.00 | ug/L | 57% | | 40-120 | 8 | 51 |
| N-Nitroso-di-n-propylamine | 68.71 | 75.00 | ug/L | 92% | | 54-121 | 7 | 52 |
| 2,4-Dimethylphenol | 56.70 | 75.00 | ug/L | 76% | | 48-120 | 7 | 52 |
| 1,2,4-Trichlorobenzene | 58.05 | 75.00 | ug/L | 77% | | 45-120 | 13 | 54 |
| 4-Chloro-3-methylphenol | 63.30 | 75.00 | ug/L | 84% | | 60-121 | 3 | 47 |
| 2,4,5-Trichlorophenol | 66.68 | 75.00 | ug/L | 89% | | 62-124 | 4 | 46 |
| Acenaphthene | 63.23 | 75.00 | ug/L | 84% | | 56-120 | 6 | 46 |
| 4-Nitrophenol | 19.96 | 75.00 | ug/L | 27% | | 17-120 | 5 | 44 |
| 2,4-Dinitrotoluene | 70.99 | 75.00 | ug/L | 95% | | 69-127 | 4 | 40 |
| Pentachlorophenol | 80.63 | 75.00 | ug/L | 108% | | 51-120 | 6 | 42 |
| Pyrene | 70.50 | 75.00 | ug/L | 94% | | 68-123 | 7 | 39 |
| Chrysene | 72.96 | 75.00 | ug/L | 97% | | 66-120 | 6 | 38 |
| Benzo(b)fluoranthene | 80.87 | 75.00 | ug/L | 108% | | 67-120 | 7 | 39 |
| **Surrogates** | | | | | | | | |
| 2-Fluorophenol | 13.86 | 40.00 | ug/L | 35% | | 15-120 | | |
| Phenol-d6 | 8.351 | 40.00 | ug/L | 21% | | 15-120 | | |
| 2,4,6-Tribromophenol | 33.92 | 40.00 | ug/L | 85% | | 15-140 | | |
| Nitrobenzene-d5 | 30.05 | 40.00 | ug/L | 75% | | 15-123 | | |
| 2-Fluorobiphenyl | 26.89 | 40.00 | ug/L | 67% | | 15-120 | | |
| Terphenyl-d14 | 31.80 | 40.00 | ug/L | 80% | | 15-120 | | |

# Batch QC

| Type: | Lab Control Sample | Lab ID: | QC1361173 | Batch: | 401058 |
|---|---|---|---|---|---|
| Matrix: | TCLP Leachate | Method: | EPA 625.1 | Prep Method: | EPA 3510C |

| QC1361173 Analyte | Result | Spiked | Units | Recovery | Qual | Limits |
|---|---|---|---|---|---|---|
| 2-Methylphenol | 93.64 | 150.0 | ug/L | 62% | | 44-120 |
| Pyridine | 83.48 | 150.0 | ug/L | 56% | | 13-120 |
| Phenol | 51.34 | 150.0 | ug/L | 34% | | 10-85 |
| Naphthalene | 97.05 | 150.0 | ug/L | 65% | | 23-133 |
| 3-,4-Methylphenol | 91.20 | 150.0 | ug/L | 61% | | 40-120 |
| **Surrogates** | | | | | | |
| 2-Fluorophenol | 34.15 | 80.00 | ug/L | 43% | | 36-95 |
| Phenol-d6 | 24.29 | 80.00 | ug/L | 30% | | 28-82 |
| 2,4,6-Tribromophenol | 60.03 | 80.00 | ug/L | 75% | | 61-140 |
| Nitrobenzene-d5 | 50.60 | 80.00 | ug/L | 63% | | 48-123 |
| 2-Fluorobiphenyl | 45.74 | 80.00 | ug/L | 57% | | 51-105 |
| Terphenyl-d14 | 60.60 | 80.00 | ug/L | 76% | | 65-117 |

| Type: | Sample Spike | Lab ID: | QC1361174 | Batch: | 401058 |
|---|---|---|---|---|---|
| Matrix (Source ID): | TCLP Leachate (557714-001) | Method: | EPA 625.1 | Prep Method: | EPA 3510C |

| QC1361174 Analyte | Result | Source Sample Result | Spiked | Units | Recovery | Qual | Limits | DF |
|---|---|---|---|---|---|---|---|---|
| 2-Methylphenol | 108.2 | ND | 150.0 | ug/L | 72% | | 44-153 | 2 |
| Pyridine | 34.15 | ND | 150.0 | ug/L | 23% | | 10-154 | 2 |
| Phenol | 65.83 | ND | 150.0 | ug/L | 44% | | 10-120 | 2 |
| Naphthalene | 104.9 | ND | 150.0 | ug/L | 70% | | 21-133 | 2 |
| 3-,4-Methylphenol | 107.6 | ND | 150.0 | ug/L | 72% | | 20-163 | 2 |
| **Surrogates** | | | | | | | | |
| 2-Fluorophenol | 40.88 | | 80.00 | ug/L | 51% | | 36-95 | 2 |
| Phenol-d6 | 31.74 | | 80.00 | ug/L | 40% | | 28-82 | 2 |
| 2,4,6-Tribromophenol | 72.08 | | 80.00 | ug/L | 90% | | 61-140 | 2 |
| Nitrobenzene-d5 | 54.78 | | 80.00 | ug/L | 68% | | 48-123 | 2 |
| 2-Fluorobiphenyl | 50.28 | | 80.00 | ug/L | 63% | | 51-105 | 2 |
| Terphenyl-d14 | 62.84 | | 80.00 | ug/L | 79% | | 65-117 | 2 |

| Type: | Lab Control Sample | Lab ID: | QC1361215 | Batch: | 401058 |
|---|---|---|---|---|---|
| Matrix: | Water | Method: | EPA 625.1 | Prep Method: | EPA 3510C |

| QC1361215 Analyte | Result | Spiked | Units | Recovery | Qual | Limits |
|---|---|---|---|---|---|---|
| a-Terpineol | 54.02 | 75.00 | ug/L | 72% | | 70-130 |

| Type: | Lab Control Sample Duplicate | Lab ID: | QC1361216 | Batch: | 401058 |
|---|---|---|---|---|---|
| Matrix: | Water | Method: | EPA 625.1 | Prep Method: | EPA 3510C |

| QC1361216 Analyte | Result | Spiked | Units | Recovery | Qual | Limits | RPD | RPD Lim |
|---|---|---|---|---|---|---|---|---|
| a-Terpineol | 49.22 | 75.00 | ug/L | 66% | * | 70-130 | 9 | 30 |

# Batch QC

| Type: Blank | Lab ID: QC1360135 | Batch: 400817 |
|---|---|---|
| Matrix: Water | | |

| QC1360135 Analyte | Result | Qual | Units | RL | MDL | Prepared | Analyzed |
|---|---|---|---|---|---|---|---|
| Method: EPA 8081A<br>Prep Method: EPA 3510C | | | | | | | |
| alpha-BHC | ND | | ug/L | 0.05 | 0.01 | 04/15/26 | 04/15/26 |
| beta-BHC | ND | | ug/L | 0.05 | 0.01 | 04/15/26 | 04/15/26 |
| gamma-BHC | ND | | ug/L | 0.05 | 0.008 | 04/15/26 | 04/15/26 |
| delta-BHC | ND | | ug/L | 0.05 | 0.008 | 04/15/26 | 04/15/26 |
| Heptachlor | ND | | ug/L | 0.05 | 0.01 | 04/15/26 | 04/15/26 |
| Aldrin | ND | | ug/L | 0.05 | 0.02 | 04/15/26 | 04/15/26 |
| Heptachlor epoxide | ND | | ug/L | 0.05 | 0.01 | 04/15/26 | 04/15/26 |
| Endosulfan I | ND | | ug/L | 0.05 | 0.01 | 04/15/26 | 04/15/26 |
| Dieldrin | ND | | ug/L | 0.1 | 0.01 | 04/15/26 | 04/15/26 |
| 4,4'-DDE | ND | | ug/L | 0.1 | 0.03 | 04/15/26 | 04/15/26 |
| Endrin | ND | | ug/L | 0.1 | 0.01 | 04/15/26 | 04/15/26 |
| Endosulfan II | ND | | ug/L | 0.1 | 0.01 | 04/15/26 | 04/15/26 |
| Endosulfan sulfate | ND | | ug/L | 0.1 | 0.01 | 04/15/26 | 04/15/26 |
| 4,4'-DDD | ND | | ug/L | 0.1 | 0.03 | 04/15/26 | 04/15/26 |
| Endrin aldehyde | ND | | ug/L | 0.1 | 0.03 | 04/15/26 | 04/15/26 |
| Endrin ketone | ND | | ug/L | 0.1 | 0.03 | 04/15/26 | 04/15/26 |
| 4,4'-DDT | ND | | ug/L | 0.1 | 0.07 | 04/15/26 | 04/15/26 |
| Methoxychlor | ND | | ug/L | 0.1 | 0.04 | 04/15/26 | 04/15/26 |
| Toxaphene | ND | | ug/L | 2.0 | 0.6 | 04/15/26 | 04/15/26 |
| Chlordane (Technical) | ND | | ug/L | 1.0 | 0.2 | 04/15/26 | 04/15/26 |
| **Surrogates** | | | | **Limits** | | | |
| TCMX | 74% | | %REC | 29-120 | | 04/15/26 | 04/15/26 |
| Decachlorobiphenyl | 76% | | %REC | 33-132 | | 04/15/26 | 04/15/26 |
| Method: EPA 8082<br>Prep Method: EPA 3510C | | | | | | | |
| Aroclor-1016 | ND | | ug/L | 0.50 | 0.24 | 04/15/26 | 04/15/26 |
| Aroclor-1221 | ND | | ug/L | 0.50 | 0.44 | 04/15/26 | 04/15/26 |
| Aroclor-1232 | ND | | ug/L | 0.50 | 0.24 | 04/15/26 | 04/15/26 |
| Aroclor-1242 | ND | | ug/L | 0.50 | 0.32 | 04/15/26 | 04/15/26 |
| Aroclor-1248 | ND | | ug/L | 0.50 | 0.22 | 04/15/26 | 04/15/26 |
| Aroclor-1254 | ND | | ug/L | 0.50 | 0.31 | 04/15/26 | 04/15/26 |
| Aroclor-1260 | ND | | ug/L | 0.50 | 0.29 | 04/15/26 | 04/15/26 |
| Aroclor-1262 | ND | | ug/L | 0.50 | 0.27 | 04/15/26 | 04/15/26 |
| Aroclor-1268 | ND | | ug/L | 0.50 | 0.28 | 04/15/26 | 04/15/26 |
| **Surrogates** | | | | **Limits** | | | |
| Decachlorobiphenyl (PCB) | 83% | | %REC | 28-138 | | 04/15/26 | 04/15/26 |

# Batch QC

| | | |
|---|---|---|
| **Type:** Lab Control Sample | **Lab ID:** QC1360136 | **Batch:** 400817 |
| **Matrix:** Water | **Method:** EPA 8081A | **Prep Method:** EPA 3510C |

| QC1360136 Analyte | Result | Spiked | Units | Recovery | Qual | Limits |
|---|---|---|---|---|---|---|
| alpha-BHC | 0.6480 | 0.5000 | ug/L | 130% | * | 66-121 |
| beta-BHC | 0.6511 | 0.5000 | ug/L | 130% | * | 73-120 |
| gamma-BHC | 0.6688 | 0.5000 | ug/L | 134% | * | 68-125 |
| delta-BHC | 0.6591 | 0.5000 | ug/L | 132% | * | 68-131 |
| Heptachlor | 0.6670 | 0.5000 | ug/L | 133% | #,* | 63-120 |
| Aldrin | 0.6270 | 0.5000 | ug/L | 125% | * | 56-120 |
| Heptachlor epoxide | 0.6967 | 0.5000 | ug/L | 139% | #,* | 65-120 |
| Endosulfan I | 0.6450 | 0.5000 | ug/L | 129% | * | 68-124 |
| Dieldrin | 0.6443 | 0.5000 | ug/L | 129% | * | 66-124 |
| 4,4'-DDE | 0.7158 | 0.5000 | ug/L | 143% | * | 67-131 |
| Endrin | 0.6928 | 0.5000 | ug/L | 139% | #,* | 68-135 |
| Endosulfan II | 0.6912 | 0.5000 | ug/L | 138% | * | 71-130 |
| Endosulfan sulfate | 0.6745 | 0.5000 | ug/L | 135% | * | 68-128 |
| 4,4'-DDD | 0.6617 | 0.5000 | ug/L | 132% | * | 65-130 |
| Endrin aldehyde | 0.6327 | 0.5000 | ug/L | 127% | #,* | 67-124 |
| Endrin ketone | 0.7261 | 0.5000 | ug/L | 145% | * | 69-137 |
| 4,4'-DDT | 0.6985 | 0.5000 | ug/L | 140% | #,* | 65-136 |
| Methoxychlor | 0.7531 | 0.5000 | ug/L | 151% | * | 69-150 |
| **Surrogates** | | | | | | |
| TCMX | 0.5432 | 0.5000 | ug/L | 109% | | 29-120 |
| Decachlorobiphenyl | 0.7469 | 0.5000 | ug/L | 149% | * | 33-132 |

# Batch QC

| Type: | Lab Control Sample Duplicate | Lab ID: | QC1360137 | Batch: | 400817 |
|---|---|---|---|---|---|
| Matrix: | Water | Method: | EPA 8081A | Prep Method: | EPA 3510C |

| QC1360137 Analyte | Result | Spiked | Units | Recovery | Qual | Limits | RPD | RPD Lim |
|---|---|---|---|---|---|---|---|---|
| alpha-BHC | 0.5826 | 0.5000 | ug/L | 117% | | 66-121 | 11 | 20 |
| beta-BHC | 0.5805 | 0.5000 | ug/L | 116% | | 73-120 | 11 | 20 |
| gamma-BHC | 0.5984 | 0.5000 | ug/L | 120% | | 68-125 | 11 | 20 |
| delta-BHC | 0.5817 | 0.5000 | ug/L | 116% | | 68-131 | 12 | 20 |
| Heptachlor | 0.5914 | 0.5000 | ug/L | 118% | # | 63-120 | 12 | 24 |
| Aldrin | 0.5555 | 0.5000 | ug/L | 111% | | 56-120 | 12 | 30 |
| Heptachlor epoxide | 0.5458 | 0.5000 | ug/L | 109% | | 65-120 | 24* | 20 |
| Endosulfan I | 0.5616 | 0.5000 | ug/L | 112% | | 68-124 | 14 | 20 |
| Dieldrin | 0.5590 | 0.5000 | ug/L | 112% | | 66-124 | 14 | 22 |
| 4,4'-DDE | 0.6125 | 0.5000 | ug/L | 122% | | 67-131 | 16 | 21 |
| Endrin | 0.5915 | 0.5000 | ug/L | 118% | # | 68-135 | 16 | 20 |
| Endosulfan II | 0.5855 | 0.5000 | ug/L | 117% | | 71-130 | 17 | 21 |
| Endosulfan sulfate | 0.5791 | 0.5000 | ug/L | 116% | | 68-128 | 15 | 21 |
| 4,4'-DDD | 0.5709 | 0.5000 | ug/L | 114% | | 65-130 | 15 | 22 |
| Endrin aldehyde | 0.5501 | 0.5000 | ug/L | 110% | # | 67-124 | 14 | 20 |
| Endrin ketone | 0.6258 | 0.5000 | ug/L | 125% | | 69-137 | 15 | 21 |
| 4,4'-DDT | 0.6001 | 0.5000 | ug/L | 120% | # | 65-136 | 15 | 23 |
| Methoxychlor | 0.6403 | 0.5000 | ug/L | 128% | | 69-150 | 16 | 23 |
| **Surrogates** | | | | | | | | |
| TCMX | 0.4903 | 0.5000 | ug/L | 98% | | 29-120 | | |
| Decachlorobiphenyl | 0.6363 | 0.5000 | ug/L | 127% | | 33-132 | | |

| Type: | Lab Control Sample | Lab ID: | QC1360138 | Batch: | 400817 |
|---|---|---|---|---|---|
| Matrix: | Water | Method: | EPA 8082 | Prep Method: | EPA 3510C |

| QC1360138 Analyte | Result | Spiked | Units | Recovery | Qual | Limits |
|---|---|---|---|---|---|---|
| Aroclor-1016 | 4.143 | 5.000 | ug/L | 83% | | 69-120 |
| Aroclor-1260 | 4.201 | 5.000 | ug/L | 84% | | 72-124 |
| **Surrogates** | | | | | | |
| Decachlorobiphenyl (PCB) | 0.4146 | 0.5000 | ug/L | 83% | | 28-138 |

| Type: | Lab Control Sample Duplicate | Lab ID: | QC1360139 | Batch: | 400817 |
|---|---|---|---|---|---|
| Matrix: | Water | Method: | EPA 8082 | Prep Method: | EPA 3510C |

| QC1360139 Analyte | Result | Spiked | Units | Recovery | Qual | Limits | RPD | RPD Lim |
|---|---|---|---|---|---|---|---|---|
| Aroclor-1016 | 3.632 | 5.000 | ug/L | 73% | | 69-120 | 13 | 22 |
| Aroclor-1260 | 3.648 | 5.000 | ug/L | 73% | | 72-124 | 14 | 25 |
| **Surrogates** | | | | | | | | |
| Decachlorobiphenyl (PCB) | 0.3451 | 0.5000 | ug/L | 69% | | 28-138 | | |

# Batch QC

| | | | | | |
|---|---|---|---|---|---|
| **Type:** | **Blank** | **Lab ID:** | **QC1360105** | **Batch:** | **400811** |
| **Matrix:** | **Water** | **Method:** | **EPA 8260B** | **Prep Method:** | **EPA 5030B** |

| QC1360105 Analyte | Result | Qual | Units | RL | MDL | Prepared | Analyzed |
|---|---|---|---|---|---|---|---|
| Carbon Disulfide | ND | | ug/L | 5.0 | 0.3 | 04/14/26 | 04/14/26 |
| Chloroprene | ND | | ug/L | 200 | 0.3 | 04/14/26 | 04/14/26 |
| 3-Chloropropene | ND | | ug/L | 5.0 | 0.2 | 04/14/26 | 04/14/26 |
| Ethyl methacrylate | ND | | ug/L | 50 | 2.4 | 04/14/26 | 04/14/26 |
| Ethanol | ND | | ug/L | 500 | 130 | 04/14/26 | 04/14/26 |
| 2-Hexanone | ND | | ug/L | 5.0 | 0.6 | 04/14/26 | 04/14/26 |
| Isopropanol (IPA) | ND | | ug/L | 200 | 40 | 04/14/26 | 04/14/26 |
| Methyl acrylonitrile | ND | | ug/L | 35 | 1.3 | 04/14/26 | 04/14/26 |
| Vinyl Acetate | ND | | ug/L | 50 | 2.4 | 04/14/26 | 04/14/26 |
| Acrolein | ND | | ug/L | 200 | 2.0 | 04/14/26 | 04/14/26 |
| Acrylonitrile | ND | | ug/L | 10 | 0.3 | 04/14/26 | 04/14/26 |
| Freon 12 | ND | | ug/L | 5.0 | 0.2 | 04/14/26 | 04/14/26 |
| Chloromethane | ND | | ug/L | 5.0 | 0.1 | 04/14/26 | 04/14/26 |
| Vinyl Chloride | ND | | ug/L | 5.0 | 0.1 | 04/14/26 | 04/14/26 |
| Bromomethane | ND | | ug/L | 5.0 | 0.3 | 04/14/26 | 04/14/26 |
| Chloroethane | ND | | ug/L | 5.0 | 0.05 | 04/14/26 | 04/14/26 |
| Trichlorofluoromethane | ND | | ug/L | 5.0 | 0.08 | 04/14/26 | 04/14/26 |
| Iodomethane | ND | | ug/L | 5.0 | | 04/14/26 | 04/14/26 |
| Acetone | ND | | ug/L | 100 | 8.8 | 04/14/26 | 04/14/26 |
| Freon 113 | ND | | ug/L | 5.0 | 0.1 | 04/14/26 | 04/14/26 |
| 1,1-Dichloroethene | ND | | ug/L | 5.0 | 0.1 | 04/14/26 | 04/14/26 |
| Methylene Chloride | ND | | ug/L | 10 | 0.2 | 04/14/26 | 04/14/26 |
| MTBE | ND | | ug/L | 5.0 | 0.1 | 04/14/26 | 04/14/26 |
| trans-1,2-Dichloroethene | ND | | ug/L | 5.0 | 0.1 | 04/14/26 | 04/14/26 |
| 1,1-Dichloroethane | ND | | ug/L | 5.0 | 0.07 | 04/14/26 | 04/14/26 |
| 2-Butanone | ND | | ug/L | 10 | 0.9 | 04/14/26 | 04/14/26 |
| cis-1,2-Dichloroethene | ND | | ug/L | 5.0 | 0.09 | 04/14/26 | 04/14/26 |
| 2,2-Dichloropropane | ND | | ug/L | 5.0 | 0.09 | 04/14/26 | 04/14/26 |
| Chloroform | ND | | ug/L | 5.0 | 0.07 | 04/14/26 | 04/14/26 |
| Bromochloromethane | ND | | ug/L | 5.0 | 0.1 | 04/14/26 | 04/14/26 |
| 1,1,1-Trichloroethane | ND | | ug/L | 5.0 | 0.03 | 04/14/26 | 04/14/26 |
| 1,1-Dichloropropene | ND | | ug/L | 5.0 | 0.08 | 04/14/26 | 04/14/26 |
| Carbon Tetrachloride | ND | | ug/L | 5.0 | 0.07 | 04/14/26 | 04/14/26 |
| 1,2-Dichloroethane | ND | | ug/L | 5.0 | 0.09 | 04/14/26 | 04/14/26 |
| Benzene | ND | | ug/L | 1.0 | 0.07 | 04/14/26 | 04/14/26 |
| Trichloroethene | ND | | ug/L | 5.0 | 0.05 | 04/14/26 | 04/14/26 |
| 1,2-Dichloropropane | ND | | ug/L | 5.0 | 0.07 | 04/14/26 | 04/14/26 |
| Bromodichloromethane | ND | | ug/L | 5.0 | 0.05 | 04/14/26 | 04/14/26 |
| Dibromomethane | ND | | ug/L | 5.0 | 0.1 | 04/14/26 | 04/14/26 |
| 4-Methyl-2-Pentanone | ND | | ug/L | 5.0 | 0.5 | 04/14/26 | 04/14/26 |
| cis-1,3-Dichloropropene | ND | | ug/L | 5.0 | 0.08 | 04/14/26 | 04/14/26 |
| Toluene | ND | | ug/L | 5.0 | 0.05 | 04/14/26 | 04/14/26 |
| trans-1,3-Dichloropropene | ND | | ug/L | 5.0 | 0.03 | 04/14/26 | 04/14/26 |
| 1,1,2-Trichloroethane | ND | | ug/L | 5.0 | 0.06 | 04/14/26 | 04/14/26 |
| 1,3-Dichloropropane | ND | | ug/L | 5.0 | 0.1 | 04/14/26 | 04/14/26 |
| Tetrachloroethene | ND | | ug/L | 5.0 | 0.09 | 04/14/26 | 04/14/26 |
| Dibromochloromethane | ND | | ug/L | 5.0 | 0.07 | 04/14/26 | 04/14/26 |

# Batch QC

| QC1360105 Analyte | Result | Qual | Units | RL | MDL | Prepared | Analyzed |
|---|---|---|---|---|---|---|---|
| 1,2-Dibromoethane | ND | | ug/L | 5.0 | 0.07 | 04/14/26 | 04/14/26 |
| Chlorobenzene | ND | | ug/L | 5.0 | 0.05 | 04/14/26 | 04/14/26 |
| 1,1,1,2-Tetrachloroethane | ND | | ug/L | 5.0 | 0.06 | 04/14/26 | 04/14/26 |
| Ethylbenzene | ND | | ug/L | 5.0 | 0.04 | 04/14/26 | 04/14/26 |
| m,p-Xylenes | ND | | ug/L | 5.0 | 0.1 | 04/14/26 | 04/14/26 |
| o-Xylene | ND | | ug/L | 5.0 | 0.06 | 04/14/26 | 04/14/26 |
| Styrene | ND | | ug/L | 5.0 | 0.06 | 04/14/26 | 04/14/26 |
| Bromoform | ND | | ug/L | 5.0 | 0.08 | 04/14/26 | 04/14/26 |
| Isopropylbenzene | ND | | ug/L | 5.0 | 0.06 | 04/14/26 | 04/14/26 |
| 1,1,2,2-Tetrachloroethane | ND | | ug/L | 5.0 | 0.06 | 04/14/26 | 04/14/26 |
| 1,2,3-Trichloropropane | ND | | ug/L | 5.0 | 0.09 | 04/14/26 | 04/14/26 |
| Propylbenzene | ND | | ug/L | 5.0 | 0.05 | 04/14/26 | 04/14/26 |
| Bromobenzene | ND | | ug/L | 5.0 | 0.06 | 04/14/26 | 04/14/26 |
| 1,3,5-Trimethylbenzene | ND | | ug/L | 5.0 | 0.08 | 04/14/26 | 04/14/26 |
| 2-Chlorotoluene | ND | | ug/L | 5.0 | 0.07 | 04/14/26 | 04/14/26 |
| 4-Chlorotoluene | ND | | ug/L | 5.0 | 0.08 | 04/14/26 | 04/14/26 |
| tert-Butylbenzene | ND | | ug/L | 5.0 | 0.07 | 04/14/26 | 04/14/26 |
| 1,2,4-Trimethylbenzene | ND | | ug/L | 5.0 | 0.07 | 04/14/26 | 04/14/26 |
| sec-Butylbenzene | ND | | ug/L | 5.0 | 0.06 | 04/14/26 | 04/14/26 |
| para-Isopropyl Toluene | ND | | ug/L | 5.0 | 0.05 | 04/14/26 | 04/14/26 |
| 1,3-Dichlorobenzene | ND | | ug/L | 5.0 | 0.06 | 04/14/26 | 04/14/26 |
| 1,4-Dichlorobenzene | ND | | ug/L | 5.0 | 0.07 | 04/14/26 | 04/14/26 |
| n-Butylbenzene | ND | | ug/L | 5.0 | 0.08 | 04/14/26 | 04/14/26 |
| 1,2-Dichlorobenzene | ND | | ug/L | 5.0 | 0.04 | 04/14/26 | 04/14/26 |
| 1,2-Dibromo-3-Chloropropane | ND | | ug/L | 5.0 | 0.3 | 04/14/26 | 04/14/26 |
| 1,2,4-Trichlorobenzene | ND | | ug/L | 5.0 | 0.1 | 04/14/26 | 04/14/26 |
| Hexachlorobutadiene | ND | | ug/L | 5.0 | 0.06 | 04/14/26 | 04/14/26 |
| 1,2,3-Trichlorobenzene | ND | | ug/L | 5.0 | 0.09 | 04/14/26 | 04/14/26 |
| cis-1,4-Dichloro-2-butene | ND | | ug/L | 5.0 | 0.3 | 04/14/26 | 04/14/26 |
| trans-1,4-Dichloro-2-butene | ND | | ug/L | 5.0 | 0.2 | 04/14/26 | 04/14/26 |
| Xylene (total) | ND | | ug/L | 5.0 | | 04/14/26 | 04/14/26 |
| **Surrogates** | | | | **Limits** | | | |
| Dibromofluoromethane | 103% | | %REC | 70-130 | | 04/14/26 | 04/14/26 |
| 1,2-Dichloroethane-d4 | 98% | | %REC | 70-130 | | 04/14/26 | 04/14/26 |
| Toluene-d8 | 99% | | %REC | 70-130 | | 04/14/26 | 04/14/26 |
| Bromofluorobenzene | 102% | | %REC | 70-130 | | 04/14/26 | 04/14/26 |

# Batch QC

| | | | | | |
|---|---|---|---|---|---|
| **Type:** | **Lab Control Sample** | **Lab ID:** | **QC1360108** | **Batch:** | **400811** |
| **Matrix:** | **Water** | **Method:** | **EPA 8260B** | **Prep Method:** | **EPA 5030B** |

| QC1360108 Analyte | Result | Spiked | Units | Recovery | Qual | Limits |
|---|---|---|---|---|---|---|
| 1,1-Dichloroethene | 44.95 | 50.00 | ug/L | 90% | | 69-128 |
| MTBE | 48.22 | 50.00 | ug/L | 96% | | 66-125 |
| Benzene | 50.63 | 50.00 | ug/L | 101% | | 76-121 |
| Trichloroethene | 51.70 | 50.00 | ug/L | 103% | | 76-124 |
| Toluene | 48.00 | 50.00 | ug/L | 96% | | 76-120 |
| Chlorobenzene | 48.45 | 50.00 | ug/L | 97% | | 78-120 |
| **Surrogates** | | | | | | |
| Dibromofluoromethane | 48.37 | 50.00 | ug/L | 97% | | 70-130 |
| 1,2-Dichloroethane-d4 | 47.42 | 50.00 | ug/L | 95% | | 70-130 |
| Toluene-d8 | 50.52 | 50.00 | ug/L | 101% | | 70-130 |
| Bromofluorobenzene | 50.35 | 50.00 | ug/L | 101% | | 70-130 |

| | | | | | |
|---|---|---|---|---|---|
| **Type:** | **Lab Control Sample Duplicate** | **Lab ID:** | **QC1360109** | **Batch:** | **400811** |
| **Matrix:** | **Water** | **Method:** | **EPA 8260B** | **Prep Method:** | **EPA 5030B** |

| QC1360109 Analyte | Result | Spiked | Units | Recovery | Qual | Limits | RPD | RPD Lim |
|---|---|---|---|---|---|---|---|---|
| 1,1-Dichloroethene | 41.58 | 50.00 | ug/L | 83% | | 69-128 | 8 | 23 |
| MTBE | 47.28 | 50.00 | ug/L | 95% | | 66-125 | 2 | 22 |
| Benzene | 46.96 | 50.00 | ug/L | 94% | | 76-121 | 8 | 21 |
| Trichloroethene | 50.34 | 50.00 | ug/L | 101% | | 76-124 | 3 | 22 |
| Toluene | 47.49 | 50.00 | ug/L | 95% | | 76-120 | 1 | 21 |
| Chlorobenzene | 46.75 | 50.00 | ug/L | 93% | | 78-120 | 4 | 20 |
| **Surrogates** | | | | | | | | |
| Dibromofluoromethane | 48.48 | 50.00 | ug/L | 97% | | 70-130 | | |
| 1,2-Dichloroethane-d4 | 46.65 | 50.00 | ug/L | 93% | | 70-130 | | |
| Toluene-d8 | 50.97 | 50.00 | ug/L | 102% | | 70-130 | | |
| Bromofluorobenzene | 51.39 | 50.00 | ug/L | 103% | | 70-130 | | |

| | | | | | |
|---|---|---|---|---|---|
| **Type:** | **Matrix Spike** | **Lab ID:** | **QC1360112** | **Batch:** | **400811** |
| **Matrix (Source ID):** | **Water (557174-001)** | **Method:** | **EPA 8260B** | **Prep Method:** | **EPA 5030B** |

| QC1360112 Analyte | Result | Source Sample Result | Spiked | Units | Recovery | Qual | Limits | DF |
|---|---|---|---|---|---|---|---|---|
| 1,1-Dichloroethene | 16.30 | ND | 20.00 | ug/L | 82% | | 62-131 | 1 |
| MTBE | 17.61 | ND | 20.00 | ug/L | 88% | | 61-124 | 1 |
| Benzene | 18.62 | ND | 20.00 | ug/L | 93% | | 70-123 | 1 |
| Trichloroethene | 19.28 | ND | 20.00 | ug/L | 96% | | 65-131 | 1 |
| Toluene | 18.03 | ND | 20.00 | ug/L | 90% | | 69-120 | 1 |
| Chlorobenzene | 18.26 | ND | 20.00 | ug/L | 91% | | 72-121 | 1 |
| **Surrogates** | | | | | | | | |
| Dibromofluoromethane | 47.90 | | 50.00 | ug/L | 96% | | 70-130 | 1 |
| 1,2-Dichloroethane-d4 | 46.33 | | 50.00 | ug/L | 93% | | 70-130 | 1 |
| Toluene-d8 | 50.32 | | 50.00 | ug/L | 101% | | 70-130 | 1 |
| Bromofluorobenzene | 49.46 | | 50.00 | ug/L | 99% | | 70-130 | 1 |

# Batch QC

| Type: | Matrix Spike Duplicate | Lab ID: | QC1360113 | Batch: | 400811 |
|---|---|---|---|---|---|
| Matrix (Source ID): | Water (557174-001) | Method: | EPA 8260B | Prep Method: | EPA 5030B |

| QC1360113 Analyte | Result | Source Sample Result | Spiked | Units | Recovery | Qual | Limits | RPD | RPD Lim | DF |
|---|---|---|---|---|---|---|---|---|---|---|
| 1,1-Dichloroethene | 17.43 | ND | 20.00 | ug/L | 87% | | 62-131 | 7 | 31 | 1 |
| MTBE | 17.48 | ND | 20.00 | ug/L | 87% | | 61-124 | 1 | 30 | 1 |
| Benzene | 19.23 | ND | 20.00 | ug/L | 96% | | 70-123 | 3 | 31 | 1 |
| Trichloroethene | 18.49 | ND | 20.00 | ug/L | 92% | | 65-131 | 4 | 31 | 1 |
| Toluene | 17.78 | ND | 20.00 | ug/L | 89% | | 69-120 | 1 | 29 | 1 |
| Chlorobenzene | 18.05 | ND | 20.00 | ug/L | 90% | | 72-121 | 1 | 29 | 1 |
| **Surrogates** | | | | | | | | | | |
| Dibromofluoromethane | 49.70 | | 50.00 | ug/L | 99% | | 70-130 | | | 1 |
| 1,2-Dichloroethane-d4 | 47.83 | | 50.00 | ug/L | 96% | | 70-130 | | | 1 |
| Toluene-d8 | 49.46 | | 50.00 | ug/L | 99% | | 70-130 | | | 1 |
| Bromofluorobenzene | 50.65 | | 50.00 | ug/L | 101% | | 70-130 | | | 1 |

| Type: | Blank | Lab ID: | QC1360146 | Batch: | 400819 |
|---|---|---|---|---|---|
| Matrix: | Water | Method: | EPA 8270C-SIM | Prep Method: | EPA 3535 |

| QC1360146 Analyte | Result | Qual | Units | RL | MDL | Prepared | Analyzed |
|---|---|---|---|---|---|---|---|
| 1,4-Dioxane | ND | | ug/L | 1.0 | 0.87 | 04/15/26 | 04/15/26 |
| **Surrogates** | | | | **Limits** | | | |
| 1,4-Dioxane-d8 (SUR) | 95% | | %REC | 80-120 | | 04/15/26 | 04/15/26 |

| Type: | Lab Control Sample | Lab ID: | QC1360147 | Batch: | 400819 |
|---|---|---|---|---|---|
| Matrix: | Water | Method: | EPA 8270C-SIM | Prep Method: | EPA 3535 |

| QC1360147 Analyte | Result | Spiked | Units | Recovery | Qual | Limits |
|---|---|---|---|---|---|---|
| 1,4-Dioxane | 9.130 | 10.00 | ug/L | 91% | | 79-120 |
| **Surrogates** | | | | | | |
| 1,4-Dioxane-d8 (SUR) | 10.03 | 10.00 | ug/L | 100% | | 80-120 |

| Type: | Matrix Spike | Lab ID: | QC1360148 | Batch: | 400819 |
|---|---|---|---|---|---|
| Matrix (Source ID): | Water (557375-010) | Method: | EPA 8270C-SIM | Prep Method: | EPA 3535 |

| QC1360148 Analyte | Result | Source Sample Result | Spiked | Units | Recovery | Qual | Limits | DF |
|---|---|---|---|---|---|---|---|---|
| 1,4-Dioxane | 9.493 | ND | 10.00 | ug/L | 95% | | 69-120 | 1 |
| **Surrogates** | | | | | | | | |
| 1,4-Dioxane-d8 (SUR) | 10.63 | | 10.00 | ug/L | 106% | | 80-120 | 1 |

# Batch QC

| Type: | Matrix Spike Duplicate | Lab ID: | QC1360149 | Batch: | 400819 |
|---|---|---|---|---|---|
| Matrix (Source ID): | Water (557375-010) | Method: | EPA 8270C-SIM | Prep Method: | EPA 3535 |

| QC1360149 Analyte | Result | Source Sample Result | Spiked | Units | Recovery | Qual | Limits | RPD | RPD Lim | DF |
|---|---|---|---|---|---|---|---|---|---|---|
| 1,4-Dioxane | 12.15 | ND | 10.00 | ug/L | 121% | * | 69-120 | 25 | 30 | 1 |
| **Surrogates** | | | | | | | | | | |
| 1,4-Dioxane-d8 (SUR) | 9.434 | | 10.00 | ug/L | 94% | | 80-120 | | | 1 |

| Type: | Blank | Lab ID: | QC1360415 | Batch: | 400903 |
|---|---|---|---|---|---|
| Matrix: | Water | Method: | SM 4500-CN-E | Prep Method: | METHOD |

| QC1360415 Analyte | Result | Qual | Units | RL | MDL | Prepared | Analyzed |
|---|---|---|---|---|---|---|---|
| Cyanide | ND | | mg/L | 0.0050 | 0.0017 | 04/15/26 | 04/16/26 |

| Type: | Lab Control Sample | Lab ID: | QC1360416 | Batch: | 400903 |
|---|---|---|---|---|---|
| Matrix: | Water | Method: | SM 4500-CN-E | Prep Method: | METHOD |

| QC1360416 Analyte | Result | Spiked | Units | Recovery | Qual | Limits |
|---|---|---|---|---|---|---|
| Cyanide | 0.09737 | 0.1000 | mg/L | 97% | | 85-115 |

| Type: | Matrix Spike | Lab ID: | QC1360423 | Batch: | 400903 |
|---|---|---|---|---|---|
| Matrix (Source ID): | Water (557564-006) | Method: | SM 4500-CN-E | Prep Method: | METHOD |

| QC1360423 Analyte | Result | Source Sample Result | Spiked | Units | Recovery | Qual | Limits | DF |
|---|---|---|---|---|---|---|---|---|
| Cyanide | 0.09785 | ND | 0.1000 | mg/L | 98% | | 80-120 | 0.5 |

| Type: | Matrix Spike Duplicate | Lab ID: | QC1360424 | Batch: | 400903 |
|---|---|---|---|---|---|
| Matrix (Source ID): | Water (557564-006) | Method: | SM 4500-CN-E | Prep Method: | METHOD |

| QC1360424 Analyte | Result | Source Sample Result | Spiked | Units | Recovery | Qual | Limits | RPD | RPD Lim | DF |
|---|---|---|---|---|---|---|---|---|---|---|
| Cyanide | 0.09557 | ND | 0.1000 | mg/L | 96% | | 80-120 | 2 | 20 | 0.5 |

| Type: | Blank | Lab ID: | QC1360320 | Batch: | 400879 |
|---|---|---|---|---|---|
| Matrix: | Water | Method: | SM 4500-P-B5-E | | |

| QC1360320 Analyte | Result | Qual | Units | RL | MDL | Prepared | Analyzed |
|---|---|---|---|---|---|---|---|
| Phosphorus | ND | | mg/L | 0.020 | 0.014 | 04/15/26 | 04/15/26 |

| Type: | Lab Control Sample | Lab ID: | QC1360321 | Batch: | 400879 |
|---|---|---|---|---|---|
| Matrix: | Water | Method: | SM 4500-P-B5-E | | |

| QC1360321 Analyte | Result | Spiked | Units | Recovery | Qual | Limits |
|---|---|---|---|---|---|---|
| Phosphorus | 0.4160 | 0.4000 | mg/L | 104% | | 80-120 |

# Batch QC

| Type: | Matrix Spike | Lab ID: | QC1360322 | Batch: | 400879 |
|---|---|---|---|---|---|
| Matrix (Source ID): | Water (557511-007) | Method: | SM 4500-P-B5-E | | |

| QC1360322 Analyte | Result | Source Sample Result | Spiked | Units | Recovery | Qual | Limits | DF |
|---|---|---|---|---|---|---|---|---|
| Phosphorus | 0.4510 | ND | 0.4000 | mg/L | 113% | | 75-125 | 1 |

| Type: | Matrix Spike Duplicate | Lab ID: | QC1360323 | Batch: | 400879 |
|---|---|---|---|---|---|
| Matrix (Source ID): | Water (557511-007) | Method: | SM 4500-P-B5-E | | |

| QC1360323 Analyte | Result | Source Sample Result | Spiked | Units | Recovery | Qual | Limits | RPD | RPD Lim | DF |
|---|---|---|---|---|---|---|---|---|---|---|
| Phosphorus | 0.4010 | ND | 0.4000 | mg/L | 100% | | 75-125 | 12 | 20 | 1 |

| Type: | Blank | Lab ID: | QC1360358 | Batch: | 400888 |
|---|---|---|---|---|---|
| Matrix: | Water | Method: | SM 4500-S2-D | Prep Method: | METHOD |

| QC1360358 Analyte | Result | Qual | Units | RL | MDL | Prepared | Analyzed |
|---|---|---|---|---|---|---|---|
| Sulfide | ND | | mg/L | 0.10 | | 04/15/26 | 04/15/26 |

| Type: | Lab Control Sample | Lab ID: | QC1360359 | Batch: | 400888 |
|---|---|---|---|---|---|
| Matrix: | Water | Method: | SM 4500-S2-D | Prep Method: | METHOD |

| QC1360359 Analyte | Result | Spiked | Units | Recovery | Qual | Limits |
|---|---|---|---|---|---|---|
| Sulfide | 0.9000 | 1.000 | mg/L | 90% | | 90-110 |

| Type: | Matrix Spike | Lab ID: | QC1360360 | Batch: | 400888 |
|---|---|---|---|---|---|
| Matrix (Source ID): | Water (557237-004) | Method: | SM 4500-S2-D | Prep Method: | METHOD |

| QC1360360 Analyte | Result | Source Sample Result | Spiked | Units | Recovery | Qual | Limits | DF |
|---|---|---|---|---|---|---|---|---|
| Sulfide | 0.9000 | ND | 1.000 | mg/L | 90% | | 80-120 | 1 |

| Type: | Matrix Spike Duplicate | Lab ID: | QC1360361 | Batch: | 400888 |
|---|---|---|---|---|---|
| Matrix (Source ID): | Water (557237-004) | Method: | SM 4500-S2-D | Prep Method: | METHOD |

| QC1360361 Analyte | Result | Source Sample Result | Spiked | Units | Recovery | Qual | Limits | RPD | RPD Lim | DF |
|---|---|---|---|---|---|---|---|---|---|---|
| Sulfide | 0.9000 | ND | 1.000 | mg/L | 90% | | 80-120 | 0 | 20 | 1 |

| Type: | Blank | Lab ID: | QC1360295 | Batch: | 400872 |
|---|---|---|---|---|---|
| Matrix: | Water | Method: | SM 5310B | Prep Method: | SM 5310B |

| QC1360295 Analyte | Result | Qual | Units | RL | MDL | Prepared | Analyzed |
|---|---|---|---|---|---|---|---|
| Total Organic Carbon | ND | | mg/L | 1.0 | 0.49 | 04/15/26 | 04/15/26 |

# Batch QC

| Type: | Lab Control Sample | Lab ID: | QC1360296 | Batch: | 400872 |
|---|---|---|---|---|---|
| Matrix: | Water | Method: | SM 5310B | Prep Method: | SM 5310B |

| QC1360296 Analyte | Result | Spiked | Units | Recovery | Qual | Limits |
|---|---|---|---|---|---|---|
| Total Organic Carbon | 23.47 | 25.00 | mg/L | 94% | | 85-115 |

| Type: | Matrix Spike | Lab ID: | QC1360297 | Batch: | 400872 |
|---|---|---|---|---|---|
| Matrix (Source ID): | Water (557592-001) | Method: | SM 5310B | Prep Method: | SM 5310B |

| QC1360297 Analyte | Result | Source Sample Result | Spiked | Units | Recovery | Qual | Limits | DF |
|---|---|---|---|---|---|---|---|---|
| Total Organic Carbon | 43,570 | 29170 | 12500 | mg/L | 115% | | 75-125 | 500 |

| Type: | Matrix Spike Duplicate | Lab ID: | QC1360298 | Batch: | 400872 |
|---|---|---|---|---|---|
| Matrix (Source ID): | Water (557592-001) | Method: | SM 5310B | Prep Method: | SM 5310B |

| QC1360298 Analyte | Result | Source Sample Result | Spiked | Units | Recovery | Qual | Limits | RPD | RPD Lim | DF |
|---|---|---|---|---|---|---|---|---|---|---|
| Total Organic Carbon | 43,580 | 29170 | 12500 | mg/L | 115% | | 75-125 | 0 | 25 | 500 |

| Type: | Sample Duplicate | Lab ID: | QC1360041 | Batch: | 400785 |
|---|---|---|---|---|---|
| Matrix (Source ID): | Drinking Water (557524-001) | Method: | SM2130B | | |

| QC1360041 Analyte | Result | Source Sample Result | Units | Qual | RPD | RPD Lim | DF |
|---|---|---|---|---|---|---|---|
| Turbidity | ND | ND | NTU | | | 20 | 1 |

| Type: | Sample Duplicate | Lab ID: | QC1360042 | Batch: | 400785 |
|---|---|---|---|---|---|
| Matrix (Source ID): | Drinking Water (557524-002) | Method: | SM2130B | | |

| QC1360042 Analyte | Result | Source Sample Result | Units | Qual | RPD | RPD Lim | DF |
|---|---|---|---|---|---|---|---|
| Turbidity | ND | ND | NTU | | | 20 | 1 |

| Type: | Blank | Lab ID: | QC1360273 | Batch: | 400866 |
|---|---|---|---|---|---|
| Matrix: | Water | Method: | SM2320B | Prep Method: | METHOD |

| QC1360273 Analyte | Result | Qual | Units | RL | MDL | Prepared | Analyzed |
|---|---|---|---|---|---|---|---|
| Bicarbonate | ND | | mg/L | 2.0 | | 04/15/26 | 04/15/26 |
| Alkalinity, Total as CaCO3 | ND | | mg/L | 2.0 | | 04/15/26 | 04/15/26 |

| Type: | Lab Control Sample | Lab ID: | QC1360274 | Batch: | 400866 |
|---|---|---|---|---|---|
| Matrix: | Water | Method: | SM2320B | Prep Method: | METHOD |

| QC1360274 Analyte | Result | Spiked | Units | Recovery | Qual | Limits |
|---|---|---|---|---|---|---|
| Alkalinity, Total as CaCO3 | 100.1 | 100.0 | mg/L | 100% | | 90-110 |

# Batch QC

| Type: | Sample Duplicate | Lab ID: | QC1360275 | Batch: | 400866 |
|---|---|---|---|---|---|
| Matrix (Source ID): | Drinking Water (557543-001) | Method: | SM2320B | Prep Method: | METHOD |

| QC1360275 Analyte | Result | Source Sample Result | Units | Qual | RPD | RPD Lim | DF |
|---|---|---|---|---|---|---|---|
| Bicarbonate | 107.6 | 99.08 | mg/L | | 8 | 20 | 1 |
| Alkalinity, Total as CaCO3 | 88.19 | 81.21 | mg/L | | 8 | 20 | 1 |

| Type: | Sample Duplicate | Lab ID: | QC1360348 | Batch: | 400885 |
|---|---|---|---|---|---|
| Matrix (Source ID): | Water (557594-001) | Method: | SM2510B | Prep Method: | METHOD |

| QC1360348 Analyte | Result | Source Sample Result | Units | Qual | RPD | RPD Lim | DF |
|---|---|---|---|---|---|---|---|
| Specific Conductance | 930.5 | 925.0 | umhos/cm | | 1 | 20 | 1 |

| Type: | Blank | Lab ID: | QC1360337 | Batch: | 400840 |
|---|---|---|---|---|---|
| Matrix: | Water | Method: | SM2540C | Prep Method: | METHOD |

| QC1360337 Analyte | Result | Qual | Units | RL | MDL | Prepared | Analyzed |
|---|---|---|---|---|---|---|---|
| Total Dissolved Solids | ND | | mg/L | 10 | | 04/15/26 | 04/16/26 |

| Type: | Lab Control Sample | Lab ID: | QC1360338 | Batch: | 400840 |
|---|---|---|---|---|---|
| Matrix: | Water | Method: | SM2540C | Prep Method: | METHOD |

| QC1360338 Analyte | Result | Spiked | Units | Recovery | Qual | Limits |
|---|---|---|---|---|---|---|
| Total Dissolved Solids | 1,027 | 1000 | mg/L | 103% | | 90-110 |

| Type: | Sample Duplicate | Lab ID: | QC1360339 | Batch: | 400840 |
|---|---|---|---|---|---|
| Matrix (Source ID): | Water (557285-002) | Method: | SM2540C | Prep Method: | METHOD |

| QC1360339 Analyte | Result | Source Sample Result | Units | Qual | RPD | RPD Lim | DF |
|---|---|---|---|---|---|---|---|
| Total Dissolved Solids | 616.0 | 632.0 | mg/L | | 3 | 5 | 2 |

| Type: | Sample Duplicate | Lab ID: | QC1360340 | Batch: | 400840 |
|---|---|---|---|---|---|
| Matrix (Source ID): | Water (557472-007) | Method: | SM2540C | Prep Method: | METHOD |

| QC1360340 Analyte | Result | Source Sample Result | Units | Qual | RPD | RPD Lim | DF |
|---|---|---|---|---|---|---|---|
| Total Dissolved Solids | 2,534 | 2596 | mg/L | | 2 | 5 | 2 |

| Type: | Blank | Lab ID: | QC1360231 | Batch: | 400839 |
|---|---|---|---|---|---|
| Matrix: | Water | Method: | SM2540D | Prep Method: | METHOD |

| QC1360231 Analyte | Result | Qual | Units | RL | MDL | Prepared | Analyzed |
|---|---|---|---|---|---|---|---|
| Total Suspended Solids | ND | | mg/L | 0.5 | | 04/15/26 | 04/16/26 |

# Batch QC

| Type: | Lab Control Sample | Lab ID: | QC1360232 | Batch: | 400839 |
|---|---|---|---|---|---|
| Matrix: | Water | Method: | SM2540D | Prep Method: | METHOD |

| QC1360232 Analyte | Result | Spiked | Units | Recovery | Qual | Limits |
|---|---|---|---|---|---|---|
| Total Suspended Solids | 99.55 | 100.0 | mg/L | 100% | | 90-110 |

| Type: | Lab Control Sample Duplicate | Lab ID: | QC1360233 | Batch: | 400839 |
|---|---|---|---|---|---|
| Matrix: | Water | Method: | SM2540D | Prep Method: | METHOD |

| QC1360233 Analyte | Result | Spiked | Units | Recovery | Qual | Limits | RPD | RPD Lim |
|---|---|---|---|---|---|---|---|---|
| Total Suspended Solids | 99.40 | 100.0 | mg/L | 99% | | 90-110 | 0 | 5 |

| Type: | Sample Duplicate | Lab ID: | QC1360234 | Batch: | 400839 |
|---|---|---|---|---|---|
| Matrix (Source ID): | Water (556888-005) | Method: | SM2540D | Prep Method: | METHOD |

| QC1360234 Analyte | Result | Source Sample Result | Units | Qual | RPD | RPD Lim | DF |
|---|---|---|---|---|---|---|---|
| Total Suspended Solids | 362.5 | 354.2 | mg/L | | 2 | 5 | 1 |

| Type: | Sample Duplicate | Lab ID: | QC1360236 | Batch: | 400839 |
|---|---|---|---|---|---|
| Matrix (Source ID): | Water (557594-001) | Method: | SM2540D | Prep Method: | METHOD |

| QC1360236 Analyte | Result | Source Sample Result | Units | Qual | RPD | RPD Lim | DF |
|---|---|---|---|---|---|---|---|
| Total Suspended Solids | 1,141 | 1166 | mg/L | | 2 | 5 | 1 |

| Type: | Blank | Lab ID: | QC1360324 | Batch: | 400878 |
|---|---|---|---|---|---|
| Matrix: | Water | Method: | SM5210B | Prep Method: | METHOD |

| QC1360324 Analyte | Result | Qual | Units | RL | MDL | Prepared | Analyzed |
|---|---|---|---|---|---|---|---|
| Biochemical Oxygen Demand | ND | | mg/L | 3.0 | | 04/15/26 12:18 | 04/20/26 15:01 |

| Type: | Lab Control Sample | Lab ID: | QC1360325 | Batch: | 400878 |
|---|---|---|---|---|---|
| Matrix: | Water | Method: | SM5210B | Prep Method: | METHOD |

| QC1360325 Analyte | Result | Spiked | Units | Recovery | Qual | Limits |
|---|---|---|---|---|---|---|
| Biochemical Oxygen Demand | 189.9 | 198.0 | mg/L | 96% | | 84.6-115.4 |

| Type: | Sample Duplicate | Lab ID: | QC1360326 | Batch: | 400878 |
|---|---|---|---|---|---|
| Matrix (Source ID): | Water (557448-002) | Method: | SM5210B | Prep Method: | METHOD |

| QC1360326 Analyte | Result | Source Sample Result | Units | Qual | RPD | RPD Lim | DF |
|---|---|---|---|---|---|---|---|
| Biochemical Oxygen Demand | 3,084 | 2954 | mg/L | | 4 | 30 | 1 |

# Batch QC

| | | |
|---|---|---|
| **Type:** Blank | **Lab ID:** QC1360301 | **Batch:** 400873 |
| **Matrix:** Water | **Method:** SM5220D | **Prep Method:** SM 5220D |

| QC1360301 Analyte | Result | Qual | Units | RL | MDL | Prepared | Analyzed |
|---|---|---|---|---|---|---|---|
| Chemical Oxygen Demand | ND | | mg/L | 4.0 | 2.6 | 04/15/26 | 04/15/26 |

| | | |
|---|---|---|
| **Type:** Lab Control Sample | **Lab ID:** QC1360302 | **Batch:** 400873 |
| **Matrix:** Water | **Method:** SM5220D | **Prep Method:** SM 5220D |

| QC1360302 Analyte | Result | Spiked | Units | Recovery | Qual | Limits |
|---|---|---|---|---|---|---|
| Chemical Oxygen Demand | 95.00 | 100.0 | mg/L | 95% | | 90-110 |

| | | |
|---|---|---|
| **Type:** Matrix Spike | **Lab ID:** QC1360303 | **Batch:** 400873 |
| **Matrix (Source ID):** Water (557594-001) | **Method:** SM5220D | **Prep Method:** SM 5220D |

| QC1360303 Analyte | Result | Source Sample Result | Spiked | Units | Recovery | Qual | Limits | DF |
|---|---|---|---|---|---|---|---|---|
| Chemical Oxygen Demand | 158.0 | 54.00 | 100.0 | mg/L | 104% | | 75-125 | 2 |

| | | |
|---|---|---|
| **Type:** Matrix Spike Duplicate | **Lab ID:** QC1360304 | **Batch:** 400873 |
| **Matrix (Source ID):** Water (557594-001) | **Method:** SM5220D | **Prep Method:** SM 5220D |

| QC1360304 Analyte | Result | Source Sample Result | Spiked | Units | Recovery | Qual | Limits | RPD | RPD Lim | DF |
|---|---|---|---|---|---|---|---|---|---|---|
| Chemical Oxygen Demand | 162.0 | 54.00 | 100.0 | mg/L | 108% | | 75-125 | 3 | 20 | 2 |

| | |
|---|---|
| # | CCV drift outside limits; average CCV drift within limits per method requirements |
| * | Value is outside QC limits |
| E | Response exceeds instrument's linear range |
| ND | Not Detected |
| NM | Not Meaningful |

**Laboratory Job Number 557594**

**Subcontracted Products**

**Pace Laboratories**

Date of Report: 04/28/2026

David Tripp

Enthalpy Analytical - Orange
931 West Barkley Avenue
Orange, CA 92868

| | |
|---|---|
| Client Project: | EO-557594 |
| Pace Project: | Chiquita Canyon Landfill Stormwater |
| Pace Work Order: | 2605534 |
| Invoice ID: | B534700 |

Enclosed are the results of analyses for samples received by the laboratory on 4/16/2026. If you have any questions concerning this report, please feel free to contact me.

Sincerely,

Shaniah Underwood

Contact Person: Shaniah Underwood
Client Service Rep.

Steven Bennett

Steven Bennett
Operations Manager

# Table of Contents


**Sample Information**

Chain of Custody and Cooler Receipt form ..... 3

Laboratory / Client Sample Cross Reference ..... 5

**Sample Results**

**2605534-01 - SOUTH BASIN - EASTERN INLET**

Organo-Phosphorus Pesticide Analysis (EPA Method 8141A) ..... 6

**Quality Control Reports**

**Organo-Phosphorus Pesticide Analysis (EPA Method 8141A)**

Method Blank Analysis ..... 7

Laboratory Control Sample ..... 8

**Notes**

Notes and Definitions ..... 9

ENTHALPY ANALYTICAL

2605534

931 West Barkley Ave
Orange, CA 92868
(714) 771-6900

2605534

Subcontract Laboratory:
Pace Laboratories
4100 Atlas Court
Bakersfield, CA 93308
ATTN: Ragen Schallock
PO #: Required, to be sent via email

Enthalpy Order: EO-557594
PM: David Tripp
Email: david.tripp@enthalpy.com
CC: incomingreports@enthalpy.com
Phone: 657-581-4710

Results Due: 04/24/26
Report Level: II
Report To: MDL
EDDs: ELM_TransferOut (Standard Excel Transfer EDD, 3 tabs)

Notes:
CHIQUITA Stormwater - No dilutions please unless absolutely necessary due to matrix or other technically valid reason, requiring clear, technical explanation for client's regulator in your Case Narrative. Hold Time RUSH only if necessary to meet the hold times.

| Sample ID | Collected | Lab ID | # Cont. | Matrix | Analysis Requested | Comment |
|---|---|---|---|---|---|---|
| SOUTH BASIN - EASTERN INLET | 14-APR-2026 15:40 | 557594-001 | 1 | Water | Organophosphorus Pesticides | -\ |

| Notes: | Relinquished By: | Received By: |
|---|---|---|
| | [signature] | [signature] |
| | Date: 4-15-26 15:02 | Date: 04/16/26 1040 |
| | | |
| | Date: | Date: |
| | | |
| | Date: | Date: |

CHK BY [JW] DISTRIBUTION SUB OUT

*The results in this report apply to the samples analyzed in accordance with the chain of custody document. This analytical report must be reproduced in its entirety.*
All results listed in this report are for the exclusive use of the submitting party. Pace Analytical assumes no responsibility for report alteration, separation, detachment or third party interpretation.

**Chain of Custody and Cooler Receipt Form for 2605534 Page 2 of 2**

PACE ANALYTICAL — COOLER RECEIPT FORM — Page 1 Of 1

Submission #: 2605534

**SHIPPING INFORMATION**
Fed Ex ☑ UPS ☐ GSO / GLS ☐ Hand Delivery ☐
Pace Lab Field Service ☐ Other ☐ (Specify)_____

**SHIPPING CONTAINER**
Ice Chest ☑ None ☐ Box ☐
Other ☐ (Specify)_____

**FREE LIQUID**
YES ☑ NO ☐
W / S

Refrigerant: Ice ☑ Blue Ice ☐ None ☐ Other ☐ Comments:

Custody Seals: Ice Chest ☐ Intact? Yes ☐ No ☐ | Containers ☐ Intact? Yes ☐ No ☐ | None ☑ Comments:

All samples received? Yes ☑ No ☐ All samples containers intact? Yes ☐ No ☐ Description(s) match COC? Yes ☐ No ☐

COC Received ☑ YES ☐ NO

Emissivity: 0.97 Container: N/A Thermometer ID: 367

Temperature: (A) 3.4 °C / (C) 3.2 °C

Date/Time 04/16/26 1040

Analyst Init FEL

| SAMPLE CONTAINERS | SAMPLE NUMBERS 1 | 2 | 3 | 4 | 5 | 6 | 7 | 8 | 9 | 10 |
|---|---|---|---|---|---|---|---|---|---|---|
| QT PE UNPRES | | | | | | | | | | |
| 4oz / 8oz / 16oz PE UNPRES | | | | | | | | | | |
| 2oz $Cr^{+6}$ | | | | | | | | | | |
| QT INORGANIC CHEMICAL METALS | | | | | | | | | | |
| INORGANIC CHEMICAL METALS 4oz / 8oz / 16oz | | | | | | | | | | |
| PT CYANIDE | | | | | | | | | | |
| PT NITROGEN FORMS | | | | | | | | | | |
| PT TOTAL SULFIDE | | | | | | | | | | |
| 2oz. NITRATE / NITRITE | | | | | | | | | | |
| PT TOTAL ORGANIC CARBON | | | | | | | | | | |
| PT CHEMICAL OXYGEN DEMAND | | | | | | | | | | |
| PtA PHENOLICS | | | | | | | | | | |
| 40ml VOA VIAL TRAVEL BLANK | | | | | | | | | | |
| 40ml VOA VIAL | | | | | | | | | | |
| QT EPA 1664B | | | | | | | | | | |
| PT ODOR | | | | | | | | | | |
| RADIOLOGICAL | | | | | | | | | | |
| BACTERIOLOGICAL | | | | | | | | | | |
| 40 ml VOA VIAL- 504 | | | | | | | | | | |
| QT EPA 508/608.3/8081A | | | | | | | | | | |
| QT EPA 515.1/8151A | | | | | | | | | | |
| QT EPA 525.2 | | | | | | | | | | |
| QT EPA 525.2 TRAVEL BLANK | | | | | | | | | | |
| 40ml EPA 547 | | | | | | | | | | |
| 40ml EPA 531.1 | | | | | | | | | | |
| 8oz EPA 548.1 | | | | | | | | | | |
| QT EPA 549.2 | | | | | | | | | | |
| QT EPA 8015M | | | | | | | | | | |
| QT EPA 8270C | | | | | | | | | | |
| 8oz / 16oz / 32oz AMBER | A | | | | | | | | | |
| 8oz / 16oz / 32oz JAR | | | | | | | | | | |
| SOIL SLEEVE | | | | | | | | | | |
| PCB VIAL | | | | | | | | | | |
| PLASTIC BAG | | | | | | | | | | |
| TEDLAR BAG | | | | | | | | | | |
| FERROUS IRON | | | | | | | | | | |
| ENCORE | | | | | | | | | | |
| SMART KIT | | | | | | | | | | |
| SUMMA CANISTER | | | | | | | | | | |

CHK BY DISTRIBUTION SUB OUT

Comments:
Sample Numbering Completed By: RC Date/Time: 04/16/26 1201
A = Actual / C = Corrected

Rev 23 05/20/22
[S:\WPDocs\WordPerfect\1 Ad_FORMS\SAMREC rev 20]

Pace Analytical
ENVIRONMENTAL SCIENCES

Enthalpy Analytical - Orange
931 West Barkley Avenue
Orange, CA 92868

**Reported:** 04/28/2026 16:39
Project: Chiquita Canyon Landfill Stormwater
Project Number: EO-557594
Project Manager: David Tripp

# Laboratory / Client Sample Cross Reference

| Laboratory | Client Sample Information | | | |
|---|---|---|---|---|
| **2605534-01** | **COC Number:** | — | **Receive Date:** | 04/16/2026 10:40 |
| | **Project Number:** | — | **Sampling Date:** | 04/14/2026 15:40 |
| | **Sampling Location:** | — | **Sample Depth:** | — |
| | **Sampling Point:** | SOUTH BASIN - EASTERN INLET | **Lab Matrix:** | Water |
| | **Sampled By:** | client | **Sample Type:** | Water |

*The results in this report apply to the samples analyzed in accordance with the chain of custody document. This analytical report must be reproduced in its entirety.*
All results listed in this report are for the exclusive use of the submitting party. Pace Analytical assumes no responsibility for report alteration, separation, detachment or third party interpretation.

Pace Analytical
ENVIRONMENTAL SCIENCES

Enthalpy Analytical - Orange
931 West Barkley Avenue
Orange, CA 92868

**Reported:** 04/28/2026 16:39
Project: Chiquita Canyon Landfill Stormwater
Project Number: EO-557594
Project Manager: David Tripp

# Organo-Phosphorus Pesticide Analysis (EPA Method 8141A)

**Pace Sample ID:** 2605534-01 | **Client Sample Name:** SOUTH BASIN - EASTERN INLET, 4/14/2026 3:40:00PM, client

| Constituent | Result | Units | PQL | MDL | Method | MB Bias | Lab Quals | DCN |
|---|---|---|---|---|---|---|---|---|
| Azinphos methyl | ND | ug/L | 0.50 | 0.12 | EPA-8141A | ND | | 1 |
| Bolstar | ND | ug/L | 0.20 | 0.050 | EPA-8141A | ND | | 1 |
| Chlorpyrifos | ND | ug/L | 0.20 | 0.050 | EPA-8141A | ND | | 1 |
| Coumaphos | ND | ug/L | 0.50 | 0.11 | EPA-8141A | ND | | 1 |
| Demeton O/S | ND | ug/L | 0.20 | 0.056 | EPA-8141A | ND | | 1 |
| Diazinon | ND | ug/L | 0.20 | 0.050 | EPA-8141A | ND | | 1 |
| Dichlorvos | ND | ug/L | 0.20 | 0.050 | EPA-8141A | ND | | 1 |
| Disulfoton | ND | ug/L | 0.20 | 0.050 | EPA-8141A | ND | | 1 |
| Ethoprop | ND | ug/L | 0.20 | 0.052 | EPA-8141A | ND | | 1 |
| Fensulfothion | ND | ug/L | 0.20 | 0.051 | EPA-8141A | ND | | 1 |
| Fenthion | ND | ug/L | 0.20 | 0.050 | EPA-8141A | ND | | 1 |
| Merphos | ND | ug/L | 0.20 | 0.050 | EPA-8141A | ND | | 1 |
| Methyl parathion | ND | ug/L | 0.20 | 0.050 | EPA-8141A | ND | | 1 |
| Mevinphos | ND | ug/L | 0.20 | 0.050 | EPA-8141A | ND | | 1 |
| Naled | ND | ug/L | 0.50 | 0.17 | EPA-8141A | ND | | 1 |
| Phorate | ND | ug/L | 0.20 | 0.066 | EPA-8141A | ND | | 1 |
| Ronnel (Fenchlorphos) | ND | ug/L | 0.20 | 0.050 | EPA-8141A | ND | | 1 |
| Stirophos (Tetrachlorvinphos) | ND | ug/L | 0.20 | 0.082 | EPA-8141A | ND | | 1 |
| Tokuthion (Prothiofos) | ND | ug/L | 0.20 | 0.050 | EPA-8141A | ND | | 1 |
| Trichloronate | ND | ug/L | 0.20 | 0.050 | EPA-8141A | ND | | 1 |
| Triphenylphosphate (Surrogate) | 1.4 | % | 50 - 130 (LCL - UCL) | | EPA-8141A | | S09 | 1 |

| DCN | Method | Prep Date | Run Date/Time | Analyst | Instrument | Dilution | QC Batch ID | Prep Method |
|---|---|---|---|---|---|---|---|---|
| 1 | EPA-8141A | 04/20/26 14:07 | 04/22/26 20:43 | IJC | GC-18 | 0.926 | B230783 | EPA 3510C |

DCN = Data Continuation Number

*The results in this report apply to the samples analyzed in accordance with the chain of custody document. This analytical report must be reproduced in its entirety.*
All results listed in this report are for the exclusive use of the submitting party. Pace Analytical assumes no responsibility for report alteration, separation, detachment or third party interpretation.

Pace Analytical
ENVIRONMENTAL SCIENCES

Enthalpy Analytical - Orange
931 West Barkley Avenue
Orange, CA 92868

**Reported:** 04/28/2026 16:39
Project: Chiquita Canyon Landfill Stormwater
Project Number: EO-557594
Project Manager: David Tripp

# Organo-Phosphorus Pesticide Analysis (EPA Method 8141A)

## Quality Control Report - Method Blank Analysis

| Constituent | QC Sample ID | MB Result | Units | PQL | MDL | Lab Quals | Run # |
|---|---|---|---|---|---|---|---|
| **QC Batch ID: B230783** | | | | | | | |
| Azinphos methyl | B230783-BLK1 | ND | ug/L | 0.50 | 0.12 | | 1 |
| Bolstar | B230783-BLK1 | ND | ug/L | 0.20 | 0.050 | | 1 |
| Chlorpyrifos | B230783-BLK1 | ND | ug/L | 0.20 | 0.050 | | 1 |
| Coumaphos | B230783-BLK1 | ND | ug/L | 0.50 | 0.11 | | 1 |
| Demeton O/S | B230783-BLK1 | ND | ug/L | 0.20 | 0.056 | | 1 |
| Diazinon | B230783-BLK1 | ND | ug/L | 0.20 | 0.050 | | 1 |
| Dichlorvos | B230783-BLK1 | ND | ug/L | 0.20 | 0.050 | | 1 |
| Disulfoton | B230783-BLK1 | ND | ug/L | 0.20 | 0.050 | | 1 |
| Ethoprop | B230783-BLK1 | ND | ug/L | 0.20 | 0.052 | | 1 |
| Fensulfothion | B230783-BLK1 | ND | ug/L | 0.20 | 0.051 | | 1 |
| Fenthion | B230783-BLK1 | ND | ug/L | 0.20 | 0.050 | | 1 |
| Merphos | B230783-BLK1 | ND | ug/L | 0.20 | 0.050 | | 1 |
| Methyl parathion | B230783-BLK1 | ND | ug/L | 0.20 | 0.050 | | 1 |
| Mevinphos | B230783-BLK1 | ND | ug/L | 0.20 | 0.050 | | 1 |
| Naled | B230783-BLK1 | ND | ug/L | 0.50 | 0.17 | | 1 |
| Phorate | B230783-BLK1 | ND | ug/L | 0.20 | 0.066 | | 1 |
| Ronnel (Fenchlorphos) | B230783-BLK1 | ND | ug/L | 0.20 | 0.050 | | 1 |
| Stirophos (Tetrachlorvinphos) | B230783-BLK1 | ND | ug/L | 0.20 | 0.082 | | 1 |
| Tokuthion (Prothiofos) | B230783-BLK1 | ND | ug/L | 0.20 | 0.050 | | 1 |
| Trichloronate | B230783-BLK1 | ND | ug/L | 0.20 | 0.050 | | 1 |
| **Triphenylphosphate (Surrogate)** | **B230783-BLK1** | **54.6** | % | **50 - 130 (LCL - UCL)** | | | 1 |

| Run # | QC Sample ID | QC Type | Method | Prep Date | Run Date Time | Analyst | Instrument | Dilution |
|---|---|---|---|---|---|---|---|---|
| 1 | B230783-BLK1 | PB | EPA-8141A | 04/20/26 | 04/22/26 19:13 | IJC | GC-18 | 1 |

*The results in this report apply to the samples analyzed in accordance with the chain of custody document. This analytical report must be reproduced in its entirety.*
All results listed in this report are for the exclusive use of the submitting party. Pace Analytical assumes no responsibility for report alteration, separation, detachment or third party interpretation.

Pace Analytical
ENVIRONMENTAL SCIENCES

Enthalpy Analytical - Orange
931 West Barkley Avenue
Orange, CA 92868

**Reported:** 04/28/2026 16:39
Project: Chiquita Canyon Landfill Stormwater
Project Number: EO-557594
Project Manager: David Tripp

# Organo-Phosphorus Pesticide Analysis (EPA Method 8141A)

## Quality Control Report - Laboratory Control Sample

| Constituent | QC Sample ID | Type | Result | Spike Level | Units | Percent Recovery | RPD | Control Limits Percent Recovery | Control Limits RPD | Lab Quals | Run # |
|---|---|---|---|---|---|---|---|---|---|---|---|
| **QC Batch ID: B230783** | | | | | | | | | | | |
| Bolstar | B230783-BS1 | LCS | 1.3050 | 2.0000 | ug/L | 65.2 | | 50 - 130 | | | 1 |
| | B230783-BSD1 | LCSD | 1.3250 | 2.0000 | ug/L | 66.2 | 1.5 | 50 - 130 | 30 | | 2 |
| Chlorpyrifos | B230783-BS1 | LCS | 1.3350 | 2.0000 | ug/L | 66.8 | | 60 - 120 | | | 1 |
| | B230783-BSD1 | LCSD | 1.6100 | 2.0000 | ug/L | 80.5 | 18.7 | 60 - 120 | 30 | | 2 |
| Diazinon | B230783-BS1 | LCS | 1.2600 | 2.0000 | ug/L | 63.0 | | 60 - 130 | | | 1 |
| | B230783-BSD1 | LCSD | 1.5700 | 2.0000 | ug/L | 78.5 | 21.9 | 60 - 130 | 30 | | 2 |
| Methyl parathion | B230783-BS1 | LCS | 1.3850 | 2.0000 | ug/L | 69.2 | | 60 - 120 | | | 1 |
| | B230783-BSD1 | LCSD | 1.6100 | 2.0000 | ug/L | 80.5 | 15.0 | 60 - 120 | 30 | | 2 |
| Mevinphos | B230783-BS1 | LCS | 1.2800 | 2.0000 | ug/L | 64.0 | | 50 - 120 | | | 1 |
| | B230783-BSD1 | LCSD | 1.2750 | 2.0000 | ug/L | 63.8 | 0.4 | 50 - 120 | 30 | | 2 |
| Ronnel (Fenchlorphos) | B230783-BS1 | LCS | 1.4450 | 2.0000 | ug/L | 72.2 | | 50 - 120 | | | 1 |
| | B230783-BSD1 | LCSD | 1.6550 | 2.0000 | ug/L | 82.8 | 13.5 | 50 - 120 | 30 | | 2 |
| Stirophos (Tetrachlorvinphos) | B230783-BS1 | LCS | 1.3850 | 2.0000 | ug/L | 69.2 | | 50 - 120 | | | 1 |
| | B230783-BSD1 | LCSD | 1.6500 | 2.0000 | ug/L | 82.5 | 17.5 | 50 - 120 | 30 | | 2 |
| Triphenylphosphate (Surrogate) | B230783-BS1 | LCS | 1.8050 | 2.5000 | ug/L | 72.2 | | 50 - 130 | | | 1 |
| | B230783-BSD1 | LCSD | 2.1600 | 2.5000 | ug/L | 86.4 | 17.9 | 50 - 130 | | | 2 |

| Run # | QC Sample ID | QC Type | Method | Prep Date | Run Date Time | Analyst | Instrument | Dilution |
|---|---|---|---|---|---|---|---|---|
| 1 | B230783-BS1 | LCS | EPA-8141A | 04/20/26 | 04/22/26 19:43 | IJC | GC-18 | 1 |
| 2 | B230783-BSD1 | LCSD | EPA-8141A | 04/20/26 | 04/22/26 20:13 | IJC | GC-18 | 1 |

*The results in this report apply to the samples analyzed in accordance with the chain of custody document. This analytical report must be reproduced in its entirety.*
All results listed in this report are for the exclusive use of the submitting party. Pace Analytical assumes no responsibility for report alteration, separation, detachment or third party interpretation.

Pace Analytical
ENVIRONMENTAL SCIENCES

| | |
|---|---|
| Enthalpy Analytical - Orange | **Reported:** 04/28/2026 16:39 |
| 931 West Barkley Avenue | Project: Chiquita Canyon Landfill Stormwater |
| Orange, CA 92868 | Project Number: EO-557594 |
| | Project Manager: David Tripp |

## Notes And Definitions

| | |
|---|---|
| MDL | Method Detection Limit |
| ND | Analyte Not Detected |
| PQL | Practical Quantitation Limit |
| S09 | The surrogate recovery for this compound was not within the control limits. |

**Laboratory Job Number 557594**

**Subcontracted Products**

**McCampbell Analytical, Inc.**

# McCampbell Analytical, Inc.

*"When Quality Counts"*

# Analytical Report

**WorkOrder:** 2604B93

**Report Created for:** Enthalpy Analytical

931 West Barkley Avenue
Orange, CA 92868

**Project Contact:** David Tripp
**Project P.O.:** 096843
**Project:** EO-557594

**Project Location:**
**Project Received:** 04/16/2026

Analytical Report reviewed & approved for release on 04/23/2026 by:

Yen Cao

Yen Cao
Project Manager

***The report shall not be reproduced except in full, without the written approval of the laboratory. The analytical results relate only to the items tested. Results reported conform to the most current regulatory standards, where applicable, unless otherwise stated.***

1534 Willow Pass Rd. Pittsburg, CA 94565 ♦ TEL: (877) 252-9262 ♦ FAX: (925) 252-9269 ♦ www.mccampbell.com
CA ELAP 1644 ♦ ORELAP (NELAP) 4033 ♦ AIHA-LAP ID#232255 ♦ DoD-ELAP Cert # L22-757

McCampbell Analytical, Inc.
"When Quality Counts"

1534 Willow Pass Road, Pittsburg, CA 94565-1701
Toll Free Telephone: (877) 252-9262 / Fax: (925) 252-9269
http://www.mccampbell.com / E-mail: main@mccampbell.com

# Glossary of Terms & Qualifier Definitions

**Client:** Enthalpy Analytical **WorkOrder:** 2604B93

**Project:** EO-557594

## Glossary Abbreviation

| | |
|---|---|
| %D | Serial Dilution Percent Difference |
| 95% Interval | 95% Confident Interval |
| CCV | Continuing Calibration Verification. |
| CCV REC (%) | The % recovery of Continuing Calibration Verification |
| DF | Dilution Factor |
| DI WET | (DISTLC) Waste Extraction Test using DI water |
| DISS | Dissolved (sample filtered using a 0.45 µm filter size) |
| DLT | Dilution Test (Serial Dilution) |
| DUP | Duplicate |
| EDL | Estimated Detection Limit |
| ITEF | International Toxicity Equivalence Factor |
| LCS | Laboratory Control Sample |
| LCS2 | Second LCS for the batch. Spike level is lower than that for the first LCS; applicable to method 1633. |
| LQL | Lowest Quantitation Level |
| MB | Method Blank |
| MB IS/SS % Rec | % Recovery of Internal Standard or Surrogate in Method Blank, if applicable |
| MB SS % Rec | % Recovery of Surrogate in Method Blank, if applicable |
| MDL | Method Detection Limit [1] |
| ML | Minimum Level of Quantitation |
| MS | Matrix Spike |
| MSD | Matrix Spike Duplicate |
| NA | Not Applicable |
| ND | Not detected at or above the indicated MDL (if present) or RL. |
| NR | Data Not Reported due to matrix interference or insufficient sample amount. |
| PDS | Post Digestion Spike |
| PF | Prep Factor |
| RD | Relative Difference |
| RL | Reporting Limit [2] |
| RPD | Relative Percent Difference |
| RRT | Relative Retention Time |
| RSD | Relative Standard Deviation |
| SPK Val | Spike Value |
| SPKRef Val | Spike Reference Value |
| SPLP | Synthetic Precipitation Leachate Procedure |

[1] MDL is the minimum measured concentration of a substance that can be reported with 99% confidence that the measured concentration is distinguishable from method blank results. Definition and Procedure for the Determination of the Method Detection Limit, Revision 2, 40CFR, Part 136, Appendix B, EPA 821-R-16-006, December 2016. Values are based upon our default extraction volume/amount and are subject to change.

[2] RL is the lowest level that can be reliably determined within specified limits of precision and accuracy during routine laboratory operating conditions. (The RL cannot be lower than the lowest calibration standard used in the initial calibration of the instrument and must be greater than the MDL.) Values are based upon our default extraction volume/amount and are subject to change.

McCampbell Analytical, Inc.
"When Quality Counts"

1534 Willow Pass Road, Pittsburg, CA 94565-1701
Toll Free Telephone: (877) 252-9262 / Fax: (925) 252-9269
http://www.mccampbell.com / E-mail: main@mccampbell.com

# Glossary of Terms & Qualifier Definitions

**Client:** Enthalpy Analytical **WorkOrder:** 2604B93

**Project:** EO-557594

| | |
|---|---|
| TCLP | Toxicity Characteristic Leachate Procedure |
| TEQ | Toxicity Equivalents |
| TNTC | "Too Numerous to Count;" greater than 250 colonies observed on the plate. |
| TPH-Diesel | Sample results for semi-volatile TPH (diesel, kerosene, oil, etc) were calculated using a background subtraction procedure to correct for instrument baseline rise (column bleed) as described in Sec 7.7.2.2 of EPA 8015 B, C. |
| TZA | TimeZone Net Adjustment for sample collected outside of MAI's Coordinated Universal Time (UTC). (Adjustment for Daylight Saving is not accounted.) |
| WET (STLC) | Waste Extraction Test (Soluble Threshold Limit Concentration) |

## Analytical Qualifiers

| | |
|---|---|
| a3 | Sample diluted due to high organic content interfering with quantitative/or qualitative analysis. |
| a4 | Reporting limits raised due to the sample's matrix prohibiting a full volume extraction. |

McCampbell Analytical, Inc.
"When Quality Counts"

1534 Willow Pass Road, Pittsburg, CA 94565-1701
Toll Free Telephone: (877) 252-9262 / Fax: (925) 252-9269
http://www.mccampbell.com / E-mail: main@mccampbell.com

# Analytical Report

| | | | |
|---|---|---|---|
| **Client:** | Enthalpy Analytical | **WorkOrder:** | 2604B93 |
| **Date Received:** | 04/16/2026 9:05 | **Extraction Method:** | E8151A |
| **Date Prepared:** | 04/17/2026 | **Analytical Method:** | E8151A |
| **Project:** | EO-557594 | **Unit:** | µg/L |

## Chlorinated Herbicides by GC-ECD

| Client ID | Lab ID | Matrix | Date Collected | Instrument FileID | Batch ID |
|---|---|---|---|---|---|
| SOUTH BASIN- EASTERN INLET | 2604B93-001A | Water | 04/14/2026 15:40 | GC15A 04202616.D | 339919 |

| Analytes | Result | MDL | RL | DF | Date Analyzed |
|---|---|---|---|---|---|
| Acifluorfen | ND | 53 | 100 | 10 | 04/20/2026 14:55 |
| Bentazon | ND | 32 | 100 | 10 | 04/20/2026 14:55 |
| Chloramben | ND | 64 | 100 | 10 | 04/20/2026 14:55 |
| 2,4-D (Dichlorophenoxyacetic acid) | ND | 7.9 | 20 | 10 | 04/20/2026 14:55 |
| 2,4-DB | ND | 42 | 100 | 10 | 04/20/2026 14:55 |
| Dalapon | ND | 77 | 100 | 10 | 04/20/2026 14:55 |
| DCPA (mono & diacid) | ND | 50 | 100 | 10 | 04/20/2026 14:55 |
| Dicamba | ND | 7.4 | 20 | 10 | 04/20/2026 14:55 |
| 3,5-Dichlorobenzoic Acid | ND | 24 | 100 | 10 | 04/20/2026 14:55 |
| Dichloroprop | ND | 35 | 100 | 10 | 04/20/2026 14:55 |
| Dinoseb (DNBP) | ND | 30 | 100 | 10 | 04/20/2026 14:55 |
| MCPA | ND | 130 | 200 | 10 | 04/20/2026 14:55 |
| MCPP | ND | 120 | 200 | 10 | 04/20/2026 14:55 |
| 4-Nitrophenol | ND | 77 | 100 | 10 | 04/20/2026 14:55 |
| Pentachlorophenol (PCP) | ND | 5.5 | 20 | 10 | 04/20/2026 14:55 |
| Picloram | ND | 38 | 100 | 10 | 04/20/2026 14:55 |
| 2,4,5-T (Trichlorophenoxy acetic acid) | ND | 10 | 20 | 10 | 04/20/2026 14:55 |
| 2,4,5-TP (Silvex) | ND | 16 | 50 | 10 | 04/20/2026 14:55 |

| Surrogates | REC (%) | Limits | DF | |
|---|---|---|---|---|
| DCAA | 79 | 60-140 | 10 | 04/20/2026 14:55 |

Analyst(s): DP

Analytical Comments: a3,a4

McCampbell Analytical, Inc.
"When Quality Counts"

1534 Willow Pass Road, Pittsburg, CA 94565-1701
Toll Free Telephone: (877) 252-9262 / Fax: (925) 252-9269
http://www.mccampbell.com / E-mail: main@mccampbell.com

# Analytical Report

| | | | |
|---|---|---|---|
| **Client:** | Enthalpy Analytical | **WorkOrder:** | 2604B93 |
| **Date Received:** | 04/16/2026 9:05 | **Extraction Method:** | RSK175 |
| **Date Prepared:** | 04/17/2026 | **Analytical Method:** | RSK175 |
| **Project:** | EO-557594 | **Unit:** | µg/L |

## Dissolved Carbon Dioxide by RSK 175

| Client ID | Lab ID | Matrix | Date Collected | Instrument FileID | Batch ID |
|---|---|---|---|---|---|
| SOUTH BASIN- EASTERN INLET | 2604B93-001B | Water | 04/14/2026 15:40 | GC26 0417261108.D | 340000 |

| Analytes | Result | MDL | RL | DF | Date Analyzed |
|---|---|---|---|---|---|
| Carbon Dioxide | **460** | 50 | 50 | 1 | 04/17/2026 15:16 |

Analyst(s): CLO

McCampbell Analytical, Inc.
"When Quality Counts"
1534 Willow Pass Road, Pittsburg, CA 94565-1701
Toll Free Telephone: (877) 252-9262 / Fax: (925) 252-9269
http://www.mccampbell.com / E-mail: main@mccampbell.com

# Quality Control Report

| | | | |
|---|---|---|---|
| **Client:** | Enthalpy Analytical | **WorkOrder:** | 2604B93 |
| **Date Prepared:** | 04/17/2026 | **BatchID:** | 339919 |
| **Date Analyzed:** | 04/17/2026 | **Extraction Method:** | E8151A |
| **Instrument:** | GC15A | **Analytical Method:** | E8151A |
| **Matrix:** | Water | **Unit:** | µg/L |
| **Project:** | EO-557594 | **Sample ID:** | MB/LCS/LCSD-339919 |

## QC Summary Report for E8151A

| Analyte | MB Result | MDL | RL | SPK Val | MB IS/SS %REC | MB IS/SS Limits |
|---|---|---|---|---|---|---|
| Acifluorfen | ND | 0.53 | 1.0 | - | - | - |
| Bentazon | ND | 0.32 | 1.0 | - | - | - |
| Chloramben | ND | 0.64 | 1.0 | - | - | - |
| 2,4-D (Dichlorophenoxyacetic acid) | ND | 0.079 | 0.20 | - | - | - |
| 2,4-DB | ND | 0.42 | 1.0 | - | - | - |
| Dalapon | ND | 0.77 | 1.0 | - | - | - |
| DCPA (mono & diacid) | ND | 0.50 | 1.0 | - | - | - |
| Dicamba | ND | 0.074 | 0.20 | - | - | - |
| 3,5-Dichlorobenzoic Acid | ND | 0.24 | 1.0 | - | - | - |
| Dichloroprop | ND | 0.35 | 1.0 | - | - | - |
| Dinoseb (DNBP) | ND | 0.30 | 1.0 | - | - | - |
| MCPA | ND | 1.3 | 2.0 | - | - | - |
| MCPP | ND | 1.2 | 2.0 | - | - | - |
| 4-Nitrophenol | ND | 0.77 | 1.0 | - | - | - |
| Pentachlorophenol (PCP) | ND | 0.055 | 0.20 | - | - | - |
| Picloram | ND | 0.38 | 1.0 | - | - | - |
| 2,4,5-T (Trichlorophenoxy acetic acid) | ND | 0.10 | 0.20 | - | - | - |
| 2,4,5-TP (Silvex) | ND | 0.16 | 0.50 | - | - | - |
| **Surrogate Recovery** | | | | | | |
| DCAA | 8.7 | | | 10 | 87 | 70-130 |

*(Cont.)*

CA ELAP 1644 • ORELAP (NELAP) 4033

McCampbell Analytical, Inc.
"When Quality Counts"
1534 Willow Pass Road, Pittsburg, CA 94565-1701
Toll Free Telephone: (877) 252-9262 / Fax: (925) 252-9269
http://www.mccampbell.com / E-mail: main@mccampbell.com

# Quality Control Report

| | | | |
|---|---|---|---|
| **Client:** | Enthalpy Analytical | **WorkOrder:** | 2604B93 |
| **Date Prepared:** | 04/17/2026 | **BatchID:** | 339919 |
| **Date Analyzed:** | 04/17/2026 | **Extraction Method:** | E8151A |
| **Instrument:** | GC15A | **Analytical Method:** | E8151A |
| **Matrix:** | Water | **Unit:** | µg/L |
| **Project:** | EO-557594 | **Sample ID:** | MB/LCS/LCSD-339919 |

## QC Summary Report for E8151A

| Analyte | LCS Result | LCSD Result | SPK Val | LCS %REC | LCSD %REC | LCS/LCSD Limits | RPD | RPD Limit |
|---|---|---|---|---|---|---|---|---|
| Acifluorfen | 8.2 | 8.8 | 10 | 82 | 88 | 70-130 | 6.88 | 30 |
| Bentazon | 9.3 | 9.8 | 10 | 93 | 98 | 70-130 | 5.65 | 30 |
| Chloramben | 10 | 11 | 10 | 102 | 107 | 70-130 | 4.64 | 30 |
| 2,4-D (Dichlorophenoxyacetic acid) | 8.5 | 8.8 | 10 | 85 | 88 | 70-130 | 3.22 | 30 |
| 2,4-DB | 9.1 | 9.8 | 10 | 91 | 98 | 70-130 | 6.95 | 30 |
| Dalapon | 8.4 | 9.0 | 10 | 84 | 90 | 70-130 | 6.20 | 30 |
| DCPA (mono & diacid) | 8.2 | 8.7 | 10 | 82 | 87 | 70-130 | 6.10 | 30 |
| Dicamba | 8.9 | 9.2 | 10 | 89 | 92 | 70-130 | 2.92 | 30 |
| 3,5-Dichlorobenzoic Acid | 8.8 | 9.1 | 10 | 88 | 91 | 70-130 | 3.62 | 30 |
| Dichloroprop | 8.4 | 8.6 | 10 | 84 | 86 | 70-130 | 2.15 | 30 |
| Dinoseb (DNBP) | 8.5 | 9.0 | 10 | 85 | 90 | 70-130 | 4.83 | 30 |
| MCPA | 110 | 100 | 100 | 109 | 103 | 70-130 | 5.54 | 30 |
| MCPP | 85 | 87 | 100 | 85 | 87 | 70-130 | 1.81 | 30 |
| 4-Nitrophenol | 7.2 | 7.1 | 10 | 72 | 71 | 70-130 | 1.12 | 30 |
| Pentachlorophenol (PCP) | 8.9 | 9.2 | 10 | 89 | 92 | 70-130 | 3.08 | 30 |
| Picloram | 7.8 | 8.3 | 10 | 78 | 83 | 70-130 | 5.77 | 30 |
| 2,4,5-T (Trichlorophenoxy acetic acid) | 8.6 | 9.0 | 10 | 86 | 90 | 70-130 | 4.76 | 30 |
| 2,4,5-TP (Silvex) | 8.9 | 9.3 | 10 | 89 | 93 | 70-130 | 3.76 | 30 |
| **Surrogate Recovery** | | | | | | | | |
| DCAA | 8.9 | 9.2 | 10 | 89 | 92 | 70-130 | 3.49 | 30 |

McCampbell Analytical, Inc.
"When Quality Counts"
1534 Willow Pass Road, Pittsburg, CA 94565-1701
Toll Free Telephone: (877) 252-9262 / Fax: (925) 252-9269
http://www.mccampbell.com / E-mail: main@mccampbell.com

# Quality Control Report

| | | | |
|---|---|---|---|
| **Client:** | Enthalpy Analytical | **WorkOrder:** | 2604B93 |
| **Date Prepared:** | 04/17/2026 | **BatchID:** | 340000 |
| **Date Analyzed:** | 04/17/2026 | **Extraction Method:** | RSK175 |
| **Instrument:** | GC26 | **Analytical Method:** | RSK175 |
| **Matrix:** | Water | **Unit:** | µg/L |
| **Project:** | EO-557594 | **Sample ID:** | MB/LCS/LCSD-340000 |

## QC Summary Report for RSK175

| Analyte | MB Result | MDL | RL | | | |
|---|---|---|---|---|---|---|
| Carbon Dioxide | ND | 50 | 50 | - | - | - |

| Analyte | LCS Result | LCSD Result | SPK Val | LCS %REC | LCSD %REC | LCS/LCSD Limits | RPD | RPD Limit |
|---|---|---|---|---|---|---|---|---|
| Carbon Dioxide | 150 | 150 | 187.2 | 82 | 81 | 70-130 | 1.61 | 30 |

McCampbell Analytical, Inc.
"When Quality Counts"

1534 Willow Pass Road, Pittsburg, CA 94565-1701
Toll Free Telephone: (877) 252-9262 / Fax: (925) 252-9269
http://www.mccampbell.com / E-mail: main@mccampbell.com

# Certified Analyte List

**Client:** Enthalpy Analytical **WorkOrder:** 2604B93

**Project:** EO-557594

| Analyte | Cert 1 | Cert 2 | Cert 3 | Cert 4 | Cert 5 | Analytical Method | Matrix |
|---|---|---|---|---|---|---|---|
| 2,4,5-T (Trichlorophenoxy acetic acid) | ◉ | ◉ | ○ | ○ | ○ | E8151A | Water |
| 2,4,5-TP (Silvex) | ◉ | ◉ | ○ | ○ | ○ | E8151A | Water |
| 2,4-D (Dichlorophenoxyacetic acid) | ◉ | ◉ | ○ | ○ | ○ | E8151A | Water |
| 2,4-DB | ◉ | ◉ | ○ | ○ | ○ | E8151A | Water |
| 3,5-Dichlorobenzoic Acid | ○ | ◉ | ○ | ○ | ○ | E8151A | Water |
| 4-Nitrophenol | ◉ | ◉ | ○ | ○ | ○ | E8151A | Water |
| Acifluorfen | ○ | ◉ | ○ | ○ | ○ | E8151A | Water |
| Bentazon | ○ | ◉ | ○ | ○ | ○ | E8151A | Water |
| Chloramben | ○ | ◉ | ○ | ○ | ○ | E8151A | Water |
| Dalapon | ◉ | ◉ | ○ | ○ | ○ | E8151A | Water |
| DCPA (mono & diacid) | ○ | ◉ | ○ | ○ | ○ | E8151A | Water |
| Dicamba | ◉ | ◉ | ○ | ○ | ○ | E8151A | Water |
| Dichloroprop | ◉ | ◉ | ○ | ○ | ○ | E8151A | Water |
| Dinoseb (DNBP) | ◉ | ◉ | ○ | ○ | ○ | E8151A | Water |
| MCPA | ◉ | ◉ | ○ | ○ | ○ | E8151A | Water |
| MCPP | ◉ | ◉ | ○ | ○ | ○ | E8151A | Water |
| Pentachlorophenol (PCP) | ◉ | ◉ | ○ | ○ | ○ | E8151A | Water |
| Picloram | ○ | ◉ | ○ | ○ | ○ | E8151A | Water |

**Certifications**

| | |
|---|---|
| Cert 1 | CA ELAP 1644 |
| Cert 2 | ORELAP (NELAP) 4033 |

The Certified Analyte Report lists the compounds for which MAI is accredited at the time of issuance. Although MAI holds multiple accreditations, methods with extensive compound lists may not be fully accredited due to state agency availability.

McCampbell Analytical, Inc.
1534 Willow Pass Rd
Pittsburg, CA 94565-1701
(925) 252-9262

# CHAIN-OF-CUSTODY RECORD



**WorkOrder: 2604B93** **ClientCode: ENO** **QuoteID: 262776**

☐ WaterTrax ☐ CLIP ☐ EDF ☑ EQuIS ☑ Dry-Weight ☑ Email ☐ HardCopy ☐ ThirdParty ☑ J-flag
☑ Detection Summary ☑ **Excel** [A1_Standard _QC]

**Report to:**
David Tripp
Enthalpy Analytical
931 West Barkley Avenue
Orange, CA 92868
657-581-4710 FAX:
Email: david.tripp@enthalpy.com
cc/3rd Party:
PO: 096843
Project: EO-557594

**Bill to:**
Accounts Payable/Enthalpy SoCal
Montrose Environmental Group
PO Box 842165
Boston, MA 02284-2165
003EL_ap@montrose-env.com

**Requested TAT:** 5 days;
***Date Received:*** 04/16/2026
***Date Logged:*** 04/16/2026

| Lab ID | ClientSampID | Matrix | Collection Date | Hold | Requested Tests (See legend below) | | | | | | | | | | | |
|---|---|---|---|---|---|---|---|---|---|---|---|---|---|---|---|---|
| | | | | | 1 | 2 | 3 | 4 | 5 | 6 | 7 | 8 | 9 | 10 | 11 | 12 |
| 2604B93-001 | SOUTH BASIN- EASTERN INLET | Water | 4/14/2026 15:40 | ☐ | A | A | B | | | | | | | | | |

**Test Legend:**

| | | | | | | | |
|---|---|---|---|---|---|---|---|
| 1 | 8151_W | 2 | PRDisposal Fee | 3 | RSK175_CO2_W | 4 | |
| 5 | | 6 | | 7 | | 8 | |
| 9 | | 10 | | 11 | | 12 | |

**Project Manager: Jena Alfaro**

**Prepared by: Lilly Ortiz**

**Comments:**

NOTE: Soil samples are discarded 60 days after receipt unless other arrangements are made (Water samples are 30 days).
Hazardous samples will be returned to client or disposed of at client expense.

McCampbell Analytical, Inc.
"When Quality Counts"

1534 Willow Pass Road, Pittsburg, CA 94565-1701
Toll Free Telephone: (877) 252-9262 / Fax: (925) 252-9269
http://www.mccampbell.com / E-mail: main@mccampbell.com

# WORK ORDER SUMMARY

**Client Name:** ENTHALPY ANALYTICAL
**Client Contact:** David Tripp
**Contact's Email:** david.tripp@enthalpy.com

**Project:** EO-557594
**Comments**

**Work Order:** 2604B93
**QC Level:** LEVEL 2
**Date Logged:** 4/16/2026

☐ WaterTrax ☐ CLIP ☐ EDF ☑ Excel ☑ EQuIS ☑ Email ☐ HardCopy ☐ ThirdParty ☑ J-flag

| LabID | ClientSampID | Matrix | Test Name | Cont./ Comp. | Bottle & Preservative | U** | Head Space | Dry-Weight | Collection Date & Time | TAT | Test Due Date | Sediment Content | Hold | Sub Out |
|---|---|---|---|---|---|---|---|---|---|---|---|---|---|---|
| 001A | SOUTH BASIN-EASTERN INLET | Water | E8151A (Chlorinated Herbicides) | 1 | 1LA Narrow Mouth, Unpres | ☐ | ☐ | ☐ | 4/14/2026 15:40 | 5 days | 4/23/2026 | Present | ☐ | ☐ |
| 001B | SOUTH BASIN-EASTERN INLET | Water | RSK175 (CO2) | 2 | VOA, Unpres | ☐ | ☐ | ☐ | 4/14/2026 15:40 | 5 days | 4/23/2026 | Present | ☐ | ☐ |

**NOTES:** *** STLC and TCLP extractions require 2 days to complete; therefore, all TATs begin after the extraction is completed (i.e., One-day TAT yields results in 3 days from sample submission).**

**- ISM prep requires 5 to 10 days to complete; therefore, all TATs begin after the extraction is completed (i.e., One-day TAT yields results in 6 to 11 days from sample submission). Due date listed on WO summary will not accurately reflect the time needed for sample preparation.**

**- Organic extracts are held for 40 days before disposal; Inorganic extract are held for 30 days.**

**- MAI assumes that all material present in the provided sampling container is considered part of the sample - MAI does not exclude any material from the sample prior to sample preparation unless requested in writing by the client.**

**U** = An unpreserved container was received for a method that suggests a preservation in order to extend hold time for analysis.**

**Cont./Comp. = Containers /Composites**

ENTHALPY ANALYTICAL

931 West Barkley Ave 26047893
Orange, CA 92868
(714) 771-6900

Subcontract Laboratory:
McCampbell Analytical, Inc.
1534 Willow Pass Rd.
Pittsburg, CA 94565
ATTN: Quote ID: 262776
PO #: PO-096843

Enthalpy Order: EO-557594
PM: David Tripp
Email: david.tripp@enthalpy.com
CC: incomingreports@enthalpy.com
Phone: 657-581-4710

Results Due: 04/24/26
Report Level: II
Report To: MDL
EDDs: Standard Excel EDD

Notes:
CHIQUITA Stormwater - No dilutions please unless absolutely necessary due to matrix or other technically valid reason, requiring clear, technical explanation in your Case Narrative for client's regulator (CA-RWQCB). Hold time rush, please, only if necessary.

| Sample ID | Collected | Lab ID | # Cont. | Matrix | Analysis Requested | Comment |
|---|---|---|---|---|---|---|
| SOUTH BASIN - EASTERN INLET | 14-APR-2026 15:40 | 557594-001 | 1 | Water | EPA 8151A Chlorinated Herbicides | |
| | | | 2 | Water | RSK-175 CO2 | |

| Notes: | Relinquished By: | Received By: |
|---|---|---|
| | [signature] | [signature] |
| | Date: 4-15-26 15:02 | Date: 4/16/26 0905 |
| | | 4.9 wet ice |
| | Date: | Date: |
| | | |
| | Date: | Date: |

McCampbell Analytical, Inc.
"When Quality Counts"

1534 Willow Pass Road, Pittsburg, CA 94565-1701
Toll Free Telephone: (877) 252-9262 / Fax: (925) 252-9269
http://www.mccampbell.com / E-mail: main@mccampbell.com

# Sample Receipt Checklist

| | | | |
|---|---|---|---|
| Client Name: | **Enthalpy Analytical** | Date and Time Received: | **4/16/2026 09:05** |
| Project: | **EO-557594** | Date Logged: | **4/16/2026** |
| | | Received by: | Lilly Ortiz |
| WorkOrder №: | **2604B93** Matrix: Water | Logged by: | Lilly Ortiz |
| Carrier: | FedEx | | |

## Chain of Custody (COC) Information

| | | | | | | |
|---|---|---|---|---|---|---|
| Chain of custody present? | Yes | ☑ | No | ☐ | | |
| Chain of custody signed when relinquished and received? | Yes | ☑ | No | ☐ | | |
| Chain of custody agrees with sample labels? | Yes | ☑ | No | ☐ | | |
| Sample IDs noted by Client on COC? | Yes | ☑ | No | ☐ | | |
| Date and Time of collection noted by Client on COC? | Yes | ☑ | No | ☐ | | |
| Sampler's name noted on COC? | Yes | ☐ | No | ☑ | | |
| COC agrees with Quote? | Yes | ☑ | No | ☐ | NA | ☐ |
| COC quote is active? | Yes | ☐ | No | ☐ | NA | ☑ |

## Sample Receipt Information

| | | | | | | |
|---|---|---|---|---|---|---|
| Custody seals intact on shipping container/cooler? | Yes | ☐ | No | ☐ | NA | ☑ |
| Custody seals intact on sample bottles? | Yes | ☐ | No | ☐ | NA | ☑ |
| Shipping container/cooler in good condition? | Yes | ☑ | No | ☐ | | |
| Samples in proper containers/bottles? | Yes | ☑ | No | ☐ | | |
| Sample containers intact? | Yes | ☑ | No | ☐ | | |
| Sufficient sample volume for indicated test? | Yes | ☑ | No | ☐ | | |

## Sample Preservation and Hold Time (HT) Information

| | | | | | | |
|---|---|---|---|---|---|---|
| All samples received within holding time? | Yes | ☑ | No | ☐ | NA | ☐ |
| Samples Received on Ice? | Yes | ☑ | No | ☐ | | |
| (Ice Type: WET ICE ) | | | | | | |
| Sample/Temp Blank temperature | Temp: 4.9°C | | | | NA | ☐ |
| ZHS conditional analyses: VOA meets zero headspace requirement (VOCs, TPHg/BTEX, RSK)? | Yes | ☑ | No | ☐ | NA | ☐ |
| Sample labels checked for correct preservation? | Yes | ☑ | No | ☐ | | |
| pH acceptable upon receipt (Metal: <2)? | Yes | ☐ | No | ☐ | NA | ☑ |

UCMR Samples:

| | | | | | | |
|---|---|---|---|---|---|---|
| pH tested and acceptable upon receipt (200.7: ≤2; 533: 6 - 8; 537.1: 6 - 8)? | Yes | ☐ | No | ☐ | NA | ☑ |
| Free Chlorine tested and acceptable upon receipt (<0.1mg/L) [not applicable to 200.7]? | Yes | ☐ | No | ☐ | NA | ☑ |

Comments:

**Laboratory Job Number 557594**

**Subcontracted Products**

**Onterris Laboratories - El Dorado Hills**

May 05, 2026

**Onterris - El Dorado Hills**
**Work Order No. 2604141**

Mr. David Tripp
Onterris Laboratories - Orange
931 W. Barkley Avenue
Orange, CA 92868

Dear Mr. Tripp,

Enclosed are the results for the sample set received at Onterris - EDH on April 16, 2026 under your Project Name 'EO-557594'.

Onterris- EDH is committed to serving you effectively. If you require additional information, please contact me at 916-673-1520 or by email at mark.rein@onterris.com.

Thank you for choosing Onterris - EDH as part of your analytical support team.

Sincerely,



Mark Rein
Project Manager

*Onterris - EDH certifies that the report herein meets all the requirements set forth by NELAP for those applicable test methods. Results relate only to the samples as received by the laboratory. This report should not be reproduced except in full without the written approval of Onterris -EDH .*

**Onterris - EDH Work Order No. 2604141**
**Case Narrative**

**Sample Condition on Receipt:**

One water sample was received and stored securely in accordance with Onterris - EDH standard operating procedures and EPA methodology. The sample was received in good condition and within the method temperature requirements.

**Analytical Notes:**

**EPA Method 8290A**

The sample was extracted and analyzed for 2,3,7,8-TCDD by EPA Method 8290A using a ZB-DIOXIN GC column.

The sample contained high solids content and a subsample of the sample was taken for extraction.

Holding Times

The method holding time criteria were met for these samples.

Quality Control

The Initial Calibration and Continuing Calibration Verifications met the method acceptance criteria.

A Method Blank and Ongoing Precision and Recovery (OPR) sample were extracted and analyzed with the preparation batch. No analytes were detected above the sample quantitation limits in the Method Blank. The OPR recoveries were within the method acceptance criteria.

Labeled standard recoveries for all QC and field samples were within method acceptance criteria.

TABLE OF CONTENTS


Case Narrative..... 1

Table of Contents..... 3

Sample Inventory..... 4

Analytical Results..... 5

Qualifiers..... 9

Certifications..... 10

Sample Receipt..... 11

# Sample Inventory Report

| Sample ID | Client Sample ID | Sampled | Received | Components/Containers |
|---|---|---|---|---|
| 2604141-01 | SOUTH BASIN - EASTERN INLET | 14-Apr-26 15:40 | 16-Apr-26 09:46 | Amber Glass NM Bottle, 1L |

## ANALYTICAL RESULTS

## Sample ID: Method Blank

**EPA Method 8290A**

| Client Data | | Laboratory Data | | | |
|---|---|---|---|---|---|
| Name: | Onterris Laboratories - Orange | Lab Sample: | B26D356-BLK1 | | |
| Project: | EO-557594 | QC Batch: | B26D356 | Date Extracted: | 30-Apr-26 |
| Matrix: | Aqueous | Sample Size: | 1.00 L | Column: | ZB-DIOXIN |

| Analyte | Conc. (pg/L) | MDL | RL | Qualifiers | Analyzed | Dilution |
|---|---|---|---|---|---|---|
| 2,3,7,8-TCDD | ND | 1.78 | 5.00 | | 01-May-26 17:21 | 1 |

| Labeled Standards | Type | % Recovery | Limits | Qualifiers | Analyzed | Dilution |
|---|---|---|---|---|---|---|
| 13C-2,3,7,8-TCDD | IS | 84.7 | 40 - 135 | | 01-May-26 17:21 | 1 |
| 37Cl-2,3,7,8-TCDD | CRS | 79.0 | 40 - 135 | | 01-May-26 17:21 | 1 |

MDL - Method Detection Limit
RL - Reporting limit

Results reported to MDL.

**Sample ID: OPR** **EPA Method 8290A**

**Client Data**

Name: Onterris Laboratories - Orange
Project: EO-557594
Matrix: Aqueous

**Laboratory Data**

Lab Sample: B26D356-BS1
QC Batch: B26D356 Date Extracted: 30-Apr-26 03:59
Sample Size: 1.00 L Column: ZB-DIOXIN

| Analyte | Amt Found (pg/L) | Spike Amt | % Recovery | Limits | Qualifiers | Analyzed | Dilution |
|---|---|---|---|---|---|---|---|
| 2,3,7,8-TCDD | 173 | 200 | 86.7 | 70-130 | | 01-May-26 14:13 | 1 |
| **Labeled Standards** | **Type** | | **% Recovery** | **Limits** | **Qualifiers** | **Analyzed** | **Dilution** |
| 13C-2,3,7,8-TCDD | IS | | 89.0 | 40-135 | | 01-May-26 14:13 | 1 |
| 37Cl-2,3,7,8-TCDD | CRS | | 82.7 | 40-135 | | 01-May-26 14:13 | 1 |

## Sample ID: SOUTH BASIN - EASTERN INLET

**EPA Method 8290A**

**Client Data**

| | |
|---|---|
| Name: | Onterris Laboratories - Orange |
| Project: | EO-557594 |
| Matrix: | Water |
| Date Collected: | 14-Apr-26 15:40 |

**Laboratory Data**

| | | | |
|---|---|---|---|
| Lab Sample: | 2604141-01 | Date Received: | 16-Apr-26 09:46 |
| QC Batch: | B26D356 | Date Extracted: | 30-Apr-26 |
| Sample Size: | 0.501 L | Column: | ZB-DIOXIN |

| Analyte | Conc. (pg/L) | MDL | RL | Qualifiers | Analyzed | Dilution |
|---|---|---|---|---|---|---|
| 2,3,7,8-TCDD | ND | 3.55 | 9.98 | | 01-May-26 22:50 | 1 |

| Labeled Standards | Type | % Recovery | Limits | Qualifiers | Analyzed | Dilution |
|---|---|---|---|---|---|---|
| 13C-2,3,7,8-TCDD | IS | 90.3 | 40 - 135 | | 01-May-26 22:50 | 1 |
| 37Cl-2,3,7,8-TCDD | CRS | 85.6 | 40 - 135 | | 01-May-26 22:50 | 1 |

MDL - Method Detection Limit
RL - Reporting limit

Results reported to MDL.

# DATA QUALIFIERS & ABBREVIATIONS

| | |
|---|---|
| B | Compound was also detected in the method blank |
| Conc. | Concentration |
| CRS | Cleanup Recovery Standard |
| D | Dilution |
| DL | Detection Limit |
| E | Concentration exceeded the calibration range |
| EDL | Estimated Detection Limit |
| EMPC | Estimated Maximum Possible Concentration |
| H | Recovery and/or RPD was outside laboratory acceptance limits |
| I | Chemical Interference |
| IS | Internal Standard |
| J | Estimated Concentration below the Reporting Limit/LOQ |
| LOD | Limit of Detection |
| LOQ | Limit of Quantitation |
| MDL | Method Detection Limit |
| NA | Not Applicable |
| ND | Not Detected |
| OPR | Ongoing Precision and Recovery sample |
| P | Concentration may include contribution from chlorinated diphenyl ether(s). |
| Q | Ion transition ratio is outside of the acceptance criteria. |
| RL | Reporting Limit (MRL) |
| TEQ | Toxic Equivalency, sum of the toxic equivalency factors (TEF) multiplied by the sample concentrations. |
| TEQMax | TEQ calculated using the detection limit as the concentration for non-detects |
| TEQMin | TEQ calculated using zero as the concentration for non-detects |
| TEQRisk | TEQ calculated using ½ the detection limit as the concentration for non-detects |
| U | Not Detected (specific projects only) |
| * | See Cover Letter |

Unless otherwise noted, solid sample results are reported in dry weight. Tissue samples are reported in wet weight.

# Onterris - EDH Certifications

| Accrediting Authority | Certificate Number |
|---|---|
| Alaska Department of Environmental Conservation | 17-013 |
| California Department of Health - ELAP | 2892 |
| DoD ELAP - A2LA Accredited - ISO/IEC 17025 | 3091.01 |
| Florida Department of Health | E87777 |
| Louisiana Department of Environmental Quality | 01977 |
| Maine Department of Health | 2020018 |
| Michigan Department of Environmental Quality | 9932 |
| Minnesota Department of Health | 2211390 |
| Nevada Division of Environmental Protection | CA00413 |
| New Hampshire Environmental Accreditation Program | 207721 |
| New Jersey Department of Environmental Protection | CA003 |
| New York Department of Health | 11411 |
| Ohio Environmental Protection Agency | 87778 |
| Oregon Laboratory Accreditation Program | 4042-021 |
| Texas Commission on Environmental Quality | T104704189-22-13 |
| Vermont Department of Health | VT-4042 |
| Virgnia Department of General Services | 11276 |
| Washington Department of Ecology | C584 |
| Wisconsin Department of Natural Resources | 998036160 |

*Current certificates and lists of licensed parameters can be found at Onterris.com/Resources/Accreditations*

ENTHALPY ANALYTICAL
931 West Barkley Ave
Orange, CA 92868
(714) 771-6900

Subcontract Laboratory:
Enthalpy - El Dorado Hills
1104 Windfield Way
El Dorado Hills, CA 95762
ATTN: Mark Rein
PO #: Required, to be sent via email

Enthalpy Order: EO-557594
PM: David Tripp
Email: david.tripp@enthalpy.com
CC: incomingreports@enthalpy.com
Phone: 657-581-4710

Results Due: Standard TAT (15wd)
Report Level: II
Report To: MDL
EDDs: BLDR:Enthalpy (the normal EDD you send to Orange)

2604141
1.1°C

Notes:
CHIQUITA Stormwater - 15wd TAT or less if at all possible. No decanting. No dilutions unless absolutely necessary due to matrix or other technically valid reason.

| Sample ID | Collected | Lab ID | # Cont. | Matrix | Analysis Requested | Comment |
|---|---|---|---|---|---|---|
| SOUTH BASIN - EASTERN INLET | 14-APR-2026 15:40 | 557594-001 | 1 | Water | EPA 8290 - 2,3,7,8-TCDD Only | |

| Notes: | Relinquished By: | Received By: |
|---|---|---|
| | [signature] | [signature] |
| | Date: 4-15-26 15:02 | Date: 04/16/26 09:46 |
| | | |
| | Date: | Date: |
| | | |
| | Date: | Date: |

# CoC/Label Reconciliation Report WO# 2604141

| LabNumber | CoC Sample ID | | SampleAlias | Sample Date/Time | | Container | BaseMatrix | Sample Comments |
|---|---|---|---|---|---|---|---|---|
| 2604141-01 | A SOUTH BASIN - EASTERN INLET | ☑ (A) | 557594-001 | 14-Apr-26 15:40 | ☑ | Amber Glass NM Bottle, 1L | Aqueous | |

Checkmarks indicate that information on the COC reconciled with the sample label.
Any discrepancies are noted in the following columns.

| CONDITION | Yes | No | NA |
|---|---|---|---|
| Sample Container Intact? | ✓ | | |
| Sample Container(s) Custody Seals Intact? | | | ✓ |
| Custody Seals On Cooler Intact? | | | ✓ |
| Adequate Sample Volume? | ✓ | | |
| Container Type Appropriate for Analysis(es)? | ✓ | | |

Comments:
(A) No back up volume

Preservation Documented: Na2S2O3 Trizma NH4CH3CO2 (None) Other

Verifed by/Date: KMA outside
XAO 04/16/26

# APPENDIX H

## STANDARD OBSERVATIONS

# 4050 Monthly Dry SWPPP and SPCC Plan Visual Observation Form

14 Jan 2026 / John Boucher

Complete

| Score | 1 / 1 (100%) | Flagged items | 1 | Actions | 1 |
|---|---|---|---|---|---|

| | |
|---|---|
| **Site conducted** | 4050 - Chiquita Canyon Landfill -, Corporate (Overall), Western, Western/SO CA L/F |
| **Conducted on** | 14 Jan 2026 2:27 PM PST |
| **Inspector Name** | John Boucher |
| **Inspector Title** | Operations specialist |
| **Weather Conditions** | Sunny |

## Flagged items & Actions

1 flagged, 1 action

### Flagged items

1 flagged, 1 action

Untitled Page / All Operations

**Are paved areas of the facility vacuum swept weekly?**

No

**To do** | Assignee: John Boucher | Priority: Low | Due: 24 Dec 2025 2:54 PM PST | Created by: John Boucher

Swept as needed

### Other actions

0 actions

| | |
|---|---|
| **Untitled Page** | 1 flagged, 1 action |
| East Sampling | |
| **Unauthorized nonstormwater discharges? (Yes or No)** | No |
| **Authorized nonstormwater discharges? (Yes or No)** | No |
| South Sampling | |
| **Unauthorized nonstormwater discharges? (Yes or No)** | No |
| **Authorized nonstormwater discharges? (Yes or No)** | No |
| All Operations | 1 flagged, 1 action |
| **Is equipment serviced outside of maintenance area or on the active face minimized during wet weather?** | Yes |
| **Are paved areas of the facility vacuum swept weekly?** | No |

**To do** | Assignee: John Boucher | Priority: Low | Due: 24 Dec 2025 2:54 PM PST | Created by: John Boucher

| | |
|---|---|
| Swept as needed | |
| **Are loose absorbents deployed over spills cleaned up after each use and disposed of properly?** | Yes |
| Erosion and Sediment | |
| **Is stormwater properly diverted around active fill area and soil stockpile?** | Yes |
| **Is a stormwater conveyance system to divert runoff around material storage areas and convey runoff installed and maintained?** | Yes |
| **Are sediment and retention basins properly maintained?** | Yes |
| **Are slope protection measures applied?** | Yes |
| **Are energy dissipating devices installed to slow the velocity of storm water drainage and prevent erosion?** | Yes |
| Recycling Storage | |
| **Are outdoor recyclable materials covered 48 hours ahead of likely storm events forecast at 50 percent or greater probability at the facility?** | Yes |

| | |
|---|---|
| Trash Disposal | |
| **Do all garbage containers in use have a lid closed or tarp placed?** | Yes |
| E-waste Storage Area | |
| **Is all E-waste under cover?** | N/A |
| **Are materials stored in appropriately segregated and covered containers in an area that is away from traffic flow?** | N/A |
| Household Hazardous Waste Collection | |
| **Are all Household Hazardous Waste materials under cover?** | N/A |
| **Are materials stored in appropriately segregated and covered containers in an area away from traffic flow and on secondary containment?** | N/A |
| **Do any storage containers display evidence of leakage?** | N/A |
| Leachate & Condensate Collection, Storage, & Conveyance | |
| **Are tanks provided with secondary containment?** | Yes |
| **Is secondary containment area/berms free of debris?** | Yes |
| **Are there any visible spills or leaks?** | No |
| Temporary Leachate & Condensate Collection, Storage, & Conveyance | |
| **Are tanks provided with secondary containment?** | Yes |
| **Is secondary containment area/berms free of debris?** | Yes |
| **Are there any visible spills or leaks?** | No |
| Spill Response Kits | |
| **Are any spill kits missing or relocated from the maintenance shop?** | No |
| **Are any spill kits missing supplies or in poor condition at the maintenance shop (e.g. lids broken, full of water, mildew, or staining?)** | No |
| Tracking Industrial Vehicle Entry/Exit Points | |

| | |
|---|---|
| **Any off-site tracking of sediment or dirt?** | No |
| Geomembrane Cover and North and West perimeter Road | |
| **Is stormwater properly diverted around reaction area?** | Yes |
| **Are there any visible signs of leachate seep(s), and if so, did you immediately inform your supervisor and contain the seep?** | No |
| **Are soil dams/berms and other best management practices in place or available to prevent any leachate from reaching the south detention basin?** | Yes |
| **Are there any visible signs of residual leachate seeps in the concrete channel which should be pressure washed and cleaned?** | No |
| **Are there any visible signs of damage to the geomembrane cover (tears, punctures, etc.) and if so, did you immediately inform your supervisor?** | No |

| Bulk Fuel and Oil Tanks | |
|---|---|
| Is the containment structure free of: water, debris, holes, cracks, fire hazards, liner degradation, corrosion, leakage, or paint failure? Is there water in the primary tank? Are containment drain valves operable and in the closed position (exercise valves)? Are there visible signs of leakage on the tank, interstice, or from the tank into the containment or surrounding soil? Does the exterior of the tank show signs of coating failure, distortions, buckling, denting, or bulging? Are pathways and entry to and from the tank clear and are gates/doors operable? | |
| **Diesel Fuel 8,000 gal** | OK |
| **AST 1: 750 gal Used Oil** | OK |
| **AST 2: 500 gal Transmission Oil** | OK |
| **AST 3: 500 gal Engine/Hydraulic Oil** | OK |
| **AST 4: 300 gal Drive Train Fluid** | OK |
| **AST 5: 200 gal Used Antifreeze** | OK |
| **Drums within bermed containment area north of equipment maintenance facility building** | OK |
| **MS-1: 100 gal Gasoline Flatbed truck** | OK |
| **MS-3: 300 gallon DEF** | OK |
| **MR-1: 1,750 gal Diesel** | OK |
| **MR-3: 200 gal Engine/Hydraulic Oil** | OK |
| **MR-4: 100 gal 30W Oil** | OK |
| **MR-5: 100 gal 50W Oil** | OK |
| **MR-6: 200 gal Transmission/Hydraulic Oil** | OK |
| **MR-8: 55 gal Grease- Lube truck** | OK |
| Do container supports and foundations show signs of damage, corrosion, paint failure, or significant settlement? Does water drain away from container/tank? Are grounding straps secure and in good condition? Do ladders or platform structures show signs of severe corrosion or damage? Does the ground around the container show signs of oil leaks? Does the concrete pad or ring wall show signs of cracking of spalling? | |

| | |
|---|---|
| **Diesel Fuel 8,000 gal** | OK |
| **AST 1: 750 gal Used Oil** | OK |
| **AST 2: 500 gal Transmission** | OK |
| **AST 3: 500 gal Engine/Hydraulic Oil** | OK |
| **AST 4: 300 gal Drive Train Fluid** | OK |
| **AST 5: 200 gal Used Antifreeze** | OK |
| **Drums within bermed containment area north of equipment maintenance facility building** | OK |
| **MS-1: 100 gal Gasoline- Flatbed truck** | OK |
| **MS-3: 300 gallon DEF** | OK |
| **MR-1: 1,750 gal Diesel** | OK |
| **MR-3: 200 gal Engine/Hydraulic Oil** | OK |
| **MR-4: 100 gal 30W Oil** | OK |
| **MR-5: 100 gal 50W Oil** | OK |
| **MR-6: 200 gal Transmission/Hydraulic Oil** | OK |
| **MR-8: 55 gal Grease- Lube Truck** | OK |

Exercise valves, as appropriate, checking for proper operation; including shear valve (follow manufacturer's instructions). Are vent components unobstructed? Are valves free of leaks, corrosion, and damage? Tank drain valves must be kept locked. Are spill containment boxes on fill pipes free of debris, water, and residue? Are spill containment boxes installed properly on tank? Are drain valves on spill containment boxes closed? Is liquid level equipment showing signs of physical damage, and is the device easily readable and functioning properly? Are all piping connections free of leaks, corrosion, and damage?

| | |
|---|---|
| **Diesel Fuel 8,000 gal** | OK |
| **AST 1: 750 gal Used Oil** | OK |
| **AST 2: 500 gal Transmission Oil** | OK |
| **AST 3: 500 gal Engine/Hydraulic Oil** | OK |

| | |
|---|---|
| **AST 4: 300 gal Drive Train Fluid** | OK |
| **AST 5: 200 gal Used Antifreeze** | OK |
| **Drums within bermed containment area north of equipment maintenance facility building** | OK |
| **MS-1: 100 gal Gasoline** | OK |
| **MS-3: 300 gallon DEF** | OK |
| **MR-1: 1,750 gal Diesel** | OK |
| **MR-3: 200 gal Engine/Hydraulic Oil** | OK |
| **MR-4: 100 gal 30W Oil** | OK |
| **MR-5: 100 gal 50W Oil** | OK |
| **MR-6: 200 gal Transmission/Hydraulic Oil** | OK |
| **MR-8: 55 gal Grease- Lube Truck** | OK |

## Corrective Action and SWPPP/SPCC Plan Modification Descriptions

1 / 1 (100%)

**Provide brief explanation**

**Inspector Certification: This section must be completed by the person who conducted the inspection. "I certify that this report is true, accurate, and complete, to the best of my knowledge and belief"**



John Boucher
14 Jan 2026 3:45 PM PST

**Check this box to notify Authorized Representative that inspection is completed and awaiting signature.** ☑

**Authorized Representative Certification: This section must be completed by an authorized representative of the Facility (e.g. District Manager or Site Manager). "I certify that I have reviewed this report and that it is true, accurate, and complete, to the best of my knowledge and belief"**

# 4050 Monthly Dry SWPPP and SPCC Plan Visual Observation Form

27 Feb 2026 / John Boucher

Complete

| Score | 1 / 1 (100%) | Flagged items | 0 | Actions | 0 |
|---|---|---|---|---|---|

| | |
|---|---|
| **Site conducted** | Marked as ‘my site is not listed here’ |
| **Conducted on** | 27 Feb 2026 9:41 AM PST |
| **Inspector Name** | John Boucher |
| **Inspector Title** | Operation specialist |
| **Weather Conditions** | Sunny |

| Untitled Page | |
|---|---|
| East Sampling | |
| **Unauthorized nonstormwater discharges? (Yes or No)** | No |
| **Authorized nonstormwater discharges? (Yes or No)** | No |
| South Sampling | |
| **Unauthorized nonstormwater discharges? (Yes or No)** | No |
| **Authorized nonstormwater discharges? (Yes or No)** | No |
| All Operations | |
| **Is equipment serviced outside of maintenance area or on the active face minimized during wet weather?** | Yes |
| **Are paved areas of the facility vacuum swept weekly?** | N/A |
| Swept as needed | |
| **Are loose absorbents deployed over spills cleaned up after each use and disposed of properly?** | Yes |
| Erosion and Sediment | |
| **Is stormwater properly diverted around active fill area and soil stockpile?** | Yes |
| **Is a stormwater conveyance system to divert runoff around material storage areas and convey runoff installed and maintained?** | Yes |
| **Are sediment and retention basins properly maintained?** | Yes |
| **Are slope protection measures applied?** | Yes |
| **Are energy dissipating devices installed to slow the velocity of storm water drainage and prevent erosion?** | Yes |
| Recycling Storage | |
| **Are outdoor recyclable materials covered 48 hours ahead of likely storm events forecast at 50 percent or greater probability at the facility?** | N/A |
| Trash Disposal | |

| | |
|---|---|
| **Do all garbage containers in use have a lid closed or tarp placed?** | Yes |
| E-waste Storage Area | |
| **Is all E-waste under cover?** | N/A |
| **Are materials stored in appropriately segregated and covered containers in an area that is away from traffic flow?** | Yes |
| Household Hazardous Waste Collection | |
| **Are all Household Hazardous Waste materials under cover?** | Yes |
| **Are materials stored in appropriately segregated and covered containers in an area away from traffic flow and on secondary containment?** | Yes |
| **Do any storage containers display evidence of leakage?** | No |
| Leachate & Condensate Collection, Storage, & Conveyance | |
| **Are tanks provided with secondary containment?** | Yes |
| **Is secondary containment area/berms free of debris?** | Yes |
| **Are there any visible spills or leaks?** | No |
| Temporary Leachate & Condensate Collection, Storage, & Conveyance | |
| **Are tanks provided with secondary containment?** | Yes |
| **Is secondary containment area/berms free of debris?** | Yes |
| **Are there any visible spills or leaks?** | No |
| Spill Response Kits | |
| **Are any spill kits missing or relocated from the maintenance shop?** | No |
| **Are any spill kits missing supplies or in poor condition at the maintenance shop (e.g. lids broken, full of water, mildew, or staining?)** | No |
| Tracking Industrial Vehicle Entry/Exit Points | |
| **Any off-site tracking of sediment or dirt?** | No |

| Geomembrane Cover and North and West perimeter Road | |
|---|---|
| **Is stormwater properly diverted around reaction area?** | Yes |
| **Are there any visible signs of leachate seep(s), and if so, did you immediately inform your supervisor and contain the seep?** | No |
| **Are soil dams/berms and other best management practices in place or available to prevent any leachate from reaching the south detention basin?** | Yes |
| **Are there any visible signs of residual leachate seeps in the concrete channel which should be pressure washed and cleaned?** | No |
| **Are there any visible signs of damage to the geomembrane cover (tears, punctures, etc.) and if so, did you immediately inform your supervisor?** | Yes |

Small tears found. They have been sealed temporarily with flex tape upon discovery and permanent repairs are to be conducted on 3/2/26

| Bulk Fuel and Oil Tanks | |
|---|---|
| Is the containment structure free of: water, debris, holes, cracks, fire hazards, liner degradation, corrosion, leakage, or paint failure? Is there water in the primary tank? Are containment drain valves operable and in the closed position (exercise valves)? Are there visible signs of leakage on the tank, interstice, or from the tank into the containment or surrounding soil? Does the exterior of the tank show signs of coating failure, distortions, buckling, denting, or bulging? Are pathways and entry to and from the tank clear and are gates/doors operable? | |
| **Diesel Fuel 8,000 gal** | OK |
| **AST 1: 750 gal Used Oil** | OK |
| **AST 2: 500 gal Transmission Oil** | OK |
| **AST 3: 500 gal Engine/Hydraulic Oil** | OK |
| **AST 4: 300 gal Drive Train Fluid** | OK |
| **AST 5: 200 gal Used Antifreeze** | OK |
| **Drums within bermed containment area north of equipment maintenance facility building** | OK |
| Moved to back of maintenance shop next to other tanks | |
| **MS-1: 100 gal Gasoline Flatbed truck** | OK |
| **MS-3: 300 gallon DEF** | OK |
| Pallet of individual boxes now | |
| **MR-1: 1,750 gal Diesel** | OK |
| **MR-3: 200 gal Engine/Hydraulic Oil** | OK |
| **MR-4: 100 gal 30W Oil** | OK |
| **MR-5: 100 gal 50W Oil** | OK |
| **MR-6: 200 gal Transmission/Hydraulic Oil** | OK |
| **MR-8: 55 gal Grease- Lube truck** | OK |
| Do container supports and foundations show signs of damage, corrosion, paint failure, or significant settlement? Does water drain away from container/tank? Are grounding straps secure | |

| | |
|---|---|
| and in good condition? Do ladders or platform structures show signs of severe corrosion or damage? Does the ground around the container show signs of oil leaks? Does the concrete pad or ring wall show signs of cracking of spalling? | |
| **Diesel Fuel 8,000 gal** | OK |
| **AST 1: 750 gal Used Oil** | OK |
| **AST 2: 500 gal Transmission** | OK |
| **AST 3: 500 gal Engine/Hydraulic Oil** | OK |
| **AST 4: 300 gal Drive Train Fluid** | OK |
| **AST 5: 200 gal Used Antifreeze** | OK |
| **Drums within bermed containment area north of equipment maintenance facility building** | OK |
| **MS-1: 100 gal Gasoline- Flatbed truck** | OK |
| **MS-3: 300 gallon DEF** | OK |
| **MR-1: 1,750 gal Diesel** | OK |
| **MR-3: 200 gal Engine/Hydraulic Oil** | OK |
| **MR-4: 100 gal 30W Oil** | OK |
| **MR-5: 100 gal 50W Oil** | OK |
| **MR-6: 200 gal Transmission/Hydraulic Oil** | OK |
| **MR-8: 55 gal Grease- Lube Truck** | OK |
| Exercise valves, as appropriate, checking for proper operation; including shear valve (follow manufacturer's instructions). Are vent components unobstructed? Are valves free of leaks, corrosion, and damage? Tank drain valves must be kept locked. Are spill containment boxes on fill pipes free of debris, water, and residue? Are spill containment boxes installed properly on tank? Are drain valves on spill containment boxes closed? Is liquid level equipment showing signs of physical damage, and is the device easily readable and functioning properly? Are all piping connections free of leaks, corrosion, and damage? | |
| **Diesel Fuel 8,000 gal** | OK |
| **AST 1: 750 gal Used Oil** | OK |

| | |
|---|---|
| **AST 2: 500 gal Transmission Oil** | OK |
| **AST 3: 500 gal Engine/Hydraulic Oil** | OK |
| **AST 4: 300 gal Drive Train Fluid** | OK |
| **AST 5: 200 gal Used Antifreeze** | OK |
| **Drums within bermed containment area north of equipment maintenance facility building** | OK |
| **MS-1: 100 gal Gasoline** | OK |
| **MS-3: 300 gallon DEF** | OK |
| **MR-1: 1,750 gal Diesel** | OK |
| **MR-3: 200 gal Engine/Hydraulic Oil** | OK |
| **MR-4: 100 gal 30W Oil** | OK |
| **MR-5: 100 gal 50W Oil** | OK |
| **MR-6: 200 gal Transmission/Hydraulic Oil** | OK |
| **MR-8: 55 gal Grease- Lube Truck** | OK |

## Corrective Action and SWPPP/SPCC Plan Modification Descriptions

1 / 1 (100%)

**Provide brief explanation**

**Inspector Certification: This section must be completed by the person who conducted the inspection. "I certify that this report is true, accurate, and complete, to the best of my knowledge and belief"**



John Boucher
27 Feb 2026 3:24 PM PST

**Check this box to notify Authorized Representative that inspection is completed and awaiting signature.** ☑

**Authorized Representative Certification: This section must be completed by an authorized representative of the Facility (e.g. District Manager or Site Manager). "I certify that I have reviewed this report and that it is true, accurate, and complete, to the best of my knowledge and belief"**

# 4050 Monthly Dry SWPPP and SPCC Plan Visual Observation Form

27 Mar 2026 / John Boucher

Complete

| Score | 1 / 1 (100%) | Flagged items | 0 | Actions | 0 |
|---|---|---|---|---|---|

| | |
|---|---|
| **Site conducted** | 4050 - Chiquita Canyon Landfill -, Corporate (Overall), Western, Western/SO CA L/F |
| **Conducted on** | 27 Mar 2026 1:47 PM PDT |
| **Inspector Name** | John Boucher |
| **Inspector Title** | Operations specialist |
| **Weather Conditions** | Sunny |

| Untitled Page | |
|---|---|
| East Sampling | |
| **Unauthorized nonstormwater discharges? (Yes or No)** | No |
| **Authorized nonstormwater discharges? (Yes or No)** | No |
| South Sampling | |
| **Unauthorized nonstormwater discharges? (Yes or No)** | No |
| **Authorized nonstormwater discharges? (Yes or No)** | No |
| All Operations | |
| **Is equipment serviced outside of maintenance area or on the active face minimized during wet weather?** | Yes |
| **Are paved areas of the facility vacuum swept weekly?** | Yes |
| **Are loose absorbents deployed over spills cleaned up after each use and disposed of properly?** | Yes |
| Erosion and Sediment | |
| **Is stormwater properly diverted around active fill area and soil stockpile?** | Yes |
| **Is a stormwater conveyance system to divert runoff around material storage areas and convey runoff installed and maintained?** | Yes |
| **Are sediment and retention basins properly maintained?** | Yes |
| **Are slope protection measures applied?** | Yes |
| Silt fencing in need of some slight repair | |
| **Are energy dissipating devices installed to slow the velocity of storm water drainage and prevent erosion?** | Yes |
| Recycling Storage | |
| **Are outdoor recyclable materials covered 48 hours ahead of likely storm events forecast at 50 percent or greater probability at the facility?** | Yes |
| Trash Disposal | |

| | |
|---|---|
| **Do all garbage containers in use have a lid closed or tarp placed?** | Yes |
| E-waste Storage Area | |
| **Is all E-waste under cover?** | N/A |
| **Are materials stored in appropriately segregated and covered containers in an area that is away from traffic flow?** | N/A |
| Household Hazardous Waste Collection | |
| **Are all Household Hazardous Waste materials under cover?** | Yes |
| **Are materials stored in appropriately segregated and covered containers in an area away from traffic flow and on secondary containment?** | Yes |
| **Do any storage containers display evidence of leakage?** | No |
| Leachate & Condensate Collection, Storage, & Conveyance | |
| **Are tanks provided with secondary containment?** | Yes |
| **Is secondary containment area/berms free of debris?** | Yes |
| **Are there any visible spills or leaks?** | No |
| Temporary Leachate & Condensate Collection, Storage, & Conveyance | |
| **Are tanks provided with secondary containment?** | Yes |
| **Is secondary containment area/berms free of debris?** | Yes |
| **Are there any visible spills or leaks?** | No |
| Spill Response Kits | |
| **Are any spill kits missing or relocated from the maintenance shop?** | No |
| **Are any spill kits missing supplies or in poor condition at the maintenance shop (e.g. lids broken, full of water, mildew, or staining?)** | No |
| Tracking Industrial Vehicle Entry/Exit Points | |
| **Any off-site tracking of sediment or dirt?** | No |

| Geomembrane Cover and North and West perimeter Road | |
|---|---|
| **Is stormwater properly diverted around reaction area?** | Yes |
| **Are there any visible signs of leachate seep(s), and if so, did you immediately inform your supervisor and contain the seep?** | No |
| **Are soil dams/berms and other best management practices in place or available to prevent any leachate from reaching the south detention basin?** | Yes |
| **Are there any visible signs of residual leachate seeps in the concrete channel which should be pressure washed and cleaned?** | No |
| **Are there any visible signs of damage to the geomembrane cover (tears, punctures, etc.) and if so, did you immediately inform your supervisor?** | No |

| Bulk Fuel and Oil Tanks | |
|---|---|
| Is the containment structure free of: water, debris, holes, cracks, fire hazards, liner degradation, corrosion, leakage, or paint failure? Is there water in the primary tank? Are containment drain valves operable and in the closed position (exercise valves)? Are there visible signs of leakage on the tank, interstice, or from the tank into the containment or surrounding soil? Does the exterior of the tank show signs of coating failure, distortions, buckling, denting, or bulging? Are pathways and entry to and from the tank clear and are gates/doors operable? | |
| **Diesel Fuel 8,000 gal** | OK |
| **AST 1: 750 gal Used Oil** | OK |
| **AST 2: 500 gal Transmission Oil** | OK |
| **AST 3: 500 gal Engine/Hydraulic Oil** | OK |
| **AST 4: 300 gal Drive Train Fluid** | OK |
| **AST 5: 200 gal Used Antifreeze** | OK |
| **Drums within bermed containment area north of equipment maintenance facility building** | OK |
| **MS-1: 100 gal Gasoline Flatbed truck** | OK |
| **MS-3: 300 gallon DEF** | OK |
| **MR-1: 1,750 gal Diesel** | OK |
| **MR-3: 200 gal Engine/Hydraulic Oil** | OK |
| **MR-4: 100 gal 30W Oil** | OK |
| **MR-5: 100 gal 50W Oil** | OK |
| **MR-6: 200 gal Transmission/Hydraulic Oil** | OK |
| **MR-8: 55 gal Grease- Lube truck** | OK |
| Do container supports and foundations show signs of damage, corrosion, paint failure, or significant settlement? Does water drain away from container/tank? Are grounding straps secure and in good condition? Do ladders or platform structures show signs of severe corrosion or damage? Does the ground around the container show signs of oil leaks? Does the concrete pad or ring wall show signs of cracking of spalling? | |

| | |
|---|---|
| **Diesel Fuel 8,000 gal** | OK |
| **AST 1: 750 gal Used Oil** | OK |
| **AST 2: 500 gal Transmission** | OK |
| **AST 3: 500 gal Engine/Hydraulic Oil** | OK |
| **AST 4: 300 gal Drive Train Fluid** | OK |
| **AST 5: 200 gal Used Antifreeze** | OK |
| **Drums within bermed containment area north of equipment maintenance facility building** | OK |
| **MS-1: 100 gal Gasoline- Flatbed truck** | OK |
| **MS-3: 300 gallon DEF** | OK |
| **MR-1: 1,750 gal Diesel** | OK |
| **MR-3: 200 gal Engine/Hydraulic Oil** | OK |
| **MR-4: 100 gal 30W Oil** | OK |
| **MR-5: 100 gal 50W Oil** | OK |
| **MR-6: 200 gal Transmission/Hydraulic Oil** | OK |
| **MR-8: 55 gal Grease- Lube Truck** | OK |

Exercise valves, as appropriate, checking for proper operation; including shear valve (follow manufacturer's instructions). Are vent components unobstructed? Are valves free of leaks, corrosion, and damage? Tank drain valves must be kept locked. Are spill containment boxes on fill pipes free of debris, water, and residue? Are spill containment boxes installed properly on tank? Are drain valves on spill containment boxes closed? Is liquid level equipment showing signs of physical damage, and is the device easily readable and functioning properly? Are all piping connections free of leaks, corrosion, and damage?

| | |
|---|---|
| **Diesel Fuel 8,000 gal** | OK |
| **AST 1: 750 gal Used Oil** | OK |
| **AST 2: 500 gal Transmission Oil** | OK |
| **AST 3: 500 gal Engine/Hydraulic Oil** | OK |

| | |
|---|---|
| **AST 4: 300 gal Drive Train Fluid** | OK |
| **AST 5: 200 gal Used Antifreeze** | OK |
| **Drums within bermed containment area north of equipment maintenance facility building** | OK |
| **MS-1: 100 gal Gasoline** | OK |
| **MS-3: 300 gallon DEF** | OK |
| **MR-1: 1,750 gal Diesel** | OK |
| **MR-3: 200 gal Engine/Hydraulic Oil** | OK |
| **MR-4: 100 gal 30W Oil** | OK |
| **MR-5: 100 gal 50W Oil** | OK |
| **MR-6: 200 gal Transmission/Hydraulic Oil** | OK |
| **MR-8: 55 gal Grease- Lube Truck** | OK |

## Corrective Action and SWPPP/SPCC Plan Modification Descriptions

1 / 1 (100%)

**Provide brief explanation**

**Inspector Certification: This section must be completed by the person who conducted the inspection. "I certify that this report is true, accurate, and complete, to the best of my knowledge and belief"**



John Boucher
27 Mar 2026 1:56 PM PDT

**Check this box to notify Authorized Representative that inspection is completed and awaiting signature.** ☑

**Authorized Representative Certification: This section must be completed by an authorized representative of the Facility (e.g. District Manager or Site Manager). "I certify that I have reviewed this report and that it is true, accurate, and complete, to the best of my knowledge and belief"**

# 4050 Monthly Dry SWPPP and SPCC Plan Visual Observation Form

15 Apr 2026 / John Boucher

Complete

| Score | 1 / 1 (100%) | Flagged items | 0 | Actions | 0 |
|---|---|---|---|---|---|

| | |
|---|---|
| **Site conducted** | Marked as ‘my site is not listed here’ |
| **Conducted on** | 15 Apr 2026 3:13 PM PDT |
| **Inspector Name** | John Boucher |
| **Inspector Title** | Operations specialist |
| **Weather Conditions** | Sunny |

| Untitled Page | |
|---|---|
| East Sampling | |
| **Unauthorized nonstormwater discharges? (Yes or No)** | No |
| **Authorized nonstormwater discharges? (Yes or No)** | No |
| South Sampling | |
| **Unauthorized nonstormwater discharges? (Yes or No)** | No |
| **Authorized nonstormwater discharges? (Yes or No)** | No |
| All Operations | |
| **Is equipment serviced outside of maintenance area or on the active face minimized during wet weather?** | Yes |
| **Are paved areas of the facility vacuum swept weekly?** | Yes |
| **Are loose absorbents deployed over spills cleaned up after each use and disposed of properly?** | Yes |
| Erosion and Sediment | |
| **Is stormwater properly diverted around active fill area and soil stockpile?** | Yes |
| **Is a stormwater conveyance system to divert runoff around material storage areas and convey runoff installed and maintained?** | Yes |
| **Are sediment and retention basins properly maintained?** | Yes |
| **Are slope protection measures applied?** | Yes |
| **Are energy dissipating devices installed to slow the velocity of storm water drainage and prevent erosion?** | Yes |
| Recycling Storage | |
| **Are outdoor recyclable materials covered 48 hours ahead of likely storm events forecast at 50 percent or greater probability at the facility?** | Yes |
| Trash Disposal | |
| **Do all garbage containers in use have a lid closed or tarp placed?** | Yes |

| | |
|---|---|
| E-waste Storage Area | |
| **Is all E-waste under cover?** | N/A |
| **Are materials stored in appropriately segregated and covered containers in an area that is away from traffic flow?** | N/A |
| Household Hazardous Waste Collection | |
| **Are all Household Hazardous Waste materials under cover?** | Yes |
| **Are materials stored in appropriately segregated and covered containers in an area away from traffic flow and on secondary containment?** | Yes |
| **Do any storage containers display evidence of leakage?** | No |
| Leachate & Condensate Collection, Storage, & Conveyance | |
| **Are tanks provided with secondary containment?** | Yes |
| **Is secondary containment area/berms free of debris?** | Yes |
| **Are there any visible spills or leaks?** | No |
| Temporary Leachate & Condensate Collection, Storage, & Conveyance | |
| **Are tanks provided with secondary containment?** | Yes |
| **Is secondary containment area/berms free of debris?** | Yes |
| **Are there any visible spills or leaks?** | No |
| Spill Response Kits | |
| **Are any spill kits missing or relocated from the maintenance shop?** | No |
| **Are any spill kits missing supplies or in poor condition at the maintenance shop (e.g. lids broken, full of water, mildew, or staining?)** | No |
| Tracking Industrial Vehicle Entry/Exit Points | |
| **Any off-site tracking of sediment or dirt?** | No |
| Geomembrane Cover and North and West perimeter Road | |

| | |
|---|---|
| **Is stormwater properly diverted around reaction area?** | Yes |
| **Are there any visible signs of leachate seep(s), and if so, did you immediately inform your supervisor and contain the seep?** | No |
| **Are soil dams/berms and other best management practices in place or available to prevent any leachate from reaching the south detention basin?** | Yes |
| **Are there any visible signs of residual leachate seeps in the concrete channel which should be pressure washed and cleaned?** | No |
| **Are there any visible signs of damage to the geomembrane cover (tears, punctures, etc.) and if so, did you immediately inform your supervisor?** | No |

| Bulk Fuel and Oil Tanks | |
|---|---|
| Is the containment structure free of: water, debris, holes, cracks, fire hazards, liner degradation, corrosion, leakage, or paint failure? Is there water in the primary tank? Are containment drain valves operable and in the closed position (exercise valves)? Are there visible signs of leakage on the tank, interstice, or from the tank into the containment or surrounding soil? Does the exterior of the tank show signs of coating failure, distortions, buckling, denting, or bulging? Are pathways and entry to and from the tank clear and are gates/doors operable? | |
| **Diesel Fuel 8,000 gal** | OK |
| **AST 1: 750 gal Used Oil** | OK |
| **AST 2: 500 gal Transmission Oil** | OK |
| **AST 3: 500 gal Engine/Hydraulic Oil** | OK |
| **AST 4: 300 gal Drive Train Fluid** | OK |
| **AST 5: 200 gal Used Antifreeze** | OK |
| **Drums within bermed containment area north of equipment maintenance facility building** | OK |
| **MS-1: 100 gal Gasoline Flatbed truck** | OK |
| **MS-3: 300 gallon DEF** | OK |
| **MR-1: 1,750 gal Diesel** | OK |
| **MR-3: 200 gal Engine/Hydraulic Oil** | OK |
| **MR-4: 100 gal 30W Oil** | OK |
| **MR-5: 100 gal 50W Oil** | OK |
| **MR-6: 200 gal Transmission/Hydraulic Oil** | OK |
| **MR-8: 55 gal Grease- Lube truck** | OK |
| Do container supports and foundations show signs of damage, corrosion, paint failure, or significant settlement? Does water drain away from container/tank? Are grounding straps secure and in good condition? Do ladders or platform structures show signs of severe corrosion or damage? Does the ground around the container show signs of oil leaks? Does the concrete pad or ring wall show signs of cracking of spalling? | |

| | |
|---|---|
| **Diesel Fuel 8,000 gal** | OK |
| **AST 1: 750 gal Used Oil** | OK |
| **AST 2: 500 gal Transmission** | OK |
| **AST 3: 500 gal Engine/Hydraulic Oil** | OK |
| **AST 4: 300 gal Drive Train Fluid** | OK |
| **AST 5: 200 gal Used Antifreeze** | OK |
| **Drums within bermed containment area north of equipment maintenance facility building** | OK |
| **MS-1: 100 gal Gasoline- Flatbed truck** | OK |
| **MS-3: 300 gallon DEF** | OK |
| **MR-1: 1,750 gal Diesel** | OK |
| **MR-3: 200 gal Engine/Hydraulic Oil** | OK |
| **MR-4: 100 gal 30W Oil** | OK |
| **MR-5: 100 gal 50W Oil** | OK |
| **MR-6: 200 gal Transmission/Hydraulic Oil** | OK |
| **MR-8: 55 gal Grease- Lube Truck** | OK |

Exercise valves, as appropriate, checking for proper operation; including shear valve (follow manufacturer's instructions). Are vent components unobstructed? Are valves free of leaks, corrosion, and damage? Tank drain valves must be kept locked. Are spill containment boxes on fill pipes free of debris, water, and residue? Are spill containment boxes installed properly on tank? Are drain valves on spill containment boxes closed? Is liquid level equipment showing signs of physical damage, and is the device easily readable and functioning properly? Are all piping connections free of leaks, corrosion, and damage?

| | |
|---|---|
| **Diesel Fuel 8,000 gal** | OK |
| **AST 1: 750 gal Used Oil** | OK |
| **AST 2: 500 gal Transmission Oil** | OK |
| **AST 3: 500 gal Engine/Hydraulic Oil** | OK |

| | |
|---|---|
| **AST 4: 300 gal Drive Train Fluid** | OK |
| **AST 5: 200 gal Used Antifreeze** | OK |
| **Drums within bermed containment area north of equipment maintenance facility building** | OK |
| **MS-1: 100 gal Gasoline** | OK |
| **MS-3: 300 gallon DEF** | OK |
| **MR-1: 1,750 gal Diesel** | OK |
| **MR-3: 200 gal Engine/Hydraulic Oil** | OK |
| **MR-4: 100 gal 30W Oil** | OK |
| **MR-5: 100 gal 50W Oil** | OK |
| **MR-6: 200 gal Transmission/Hydraulic Oil** | OK |
| **MR-8: 55 gal Grease- Lube Truck** | OK |

## Corrective Action and SWPPP/SPCC Plan Modification Descriptions

1 / 1 (100%)

**Provide brief explanation**

**Inspector Certification: This section must be completed by the person who conducted the inspection. "I certify that this report is true, accurate, and complete, to the best of my knowledge and belief"**



John Boucher
15 Apr 2026 3:23 PM PDT

**Check this box to notify Authorized Representative that inspection is completed and awaiting signature.** ☑

**Authorized Representative Certification: This section must be completed by an authorized representative of the Facility (e.g. District Manager or Site Manager). "I certify that I have reviewed this report and that it is true, accurate, and complete, to the best of my knowledge and belief"**

# 4050 Monthly Dry SWPPP and SPCC Plan Visual Observation Form

27 May 2026 / John Boucher

Complete

| Score | 1 / 1 (100%) | Flagged items | 2 | Actions | 2 |
|---|---|---|---|---|---|

| | |
|---|---|
| **Site conducted** | Marked as ‘my site is not listed here’ |
| **Conducted on** | 27 May 2026 2:06 AM PDT |
| **Inspector Name** | John Boucher |
| **Inspector Title** | Operations specialist |
| **Weather Conditions** | Cloudy |

## Flagged items & Actions

2 flagged, 2 actions

### Flagged items

2 flagged, 2 actions

Untitled Page / All Operations

**Are loose absorbents deployed over spills cleaned up after each use and disposed of properly?**

No

**To do** | Assignee: John Boucher | Priority: Low | Due: 4 Jun 2026 7:07 AM PDT | Created by: John Boucher

East basin has absorbent that needs to be cleaned

Untitled Page / Erosion and Sediment

**Are slope protection measures applied?**

No

**To do** | Assignee: John Boucher | Priority: Low | Due: 4 Jun 2026 7:08 AM PDT | Created by: John Boucher

Slope above tank farm 10 need erosion protection

### Other actions

0 actions

| **Untitled Page** | 2 flagged, 2 actions |
|---|---|
| East Sampling | |
| **Unauthorized nonstormwater discharges? (Yes or No)** | No |
| **Authorized nonstormwater discharges? (Yes or No)** | No |
| South Sampling | |
| **Unauthorized nonstormwater discharges? (Yes or No)** | No |
| **Authorized nonstormwater discharges? (Yes or No)** | No |
| All Operations | 1 flagged, 1 action |
| **Is equipment serviced outside of maintenance area or on the active face minimized during wet weather?** | Yes |
| **Are paved areas of the facility vacuum swept weekly?** | Yes |
| **Are loose absorbents deployed over spills cleaned up after each use and disposed of properly?** | No |

**To do** | Assignee: John Boucher | Priority: Low | Due: 4 Jun 2026 7:07 AM PDT | Created by: John Boucher

East basin has absorbent that needs to be cleaned

| Erosion and Sediment | 1 flagged, 1 action |
|---|---|
| **Is stormwater properly diverted around active fill area and soil stockpile?** | Yes |
| **Is a stormwater conveyance system to divert runoff around material storage areas and convey runoff installed and maintained?** | Yes |
| **Are sediment and retention basins properly maintained?** | Yes |
| **Are slope protection measures applied?** | No |

**To do** | Assignee: John Boucher | Priority: Low | Due: 4 Jun 2026 7:08 AM PDT | Created by: John Boucher

Slope above tank farm 10 need erosion protection

| | |
|---|---|
| **Are energy dissipating devices installed to slow the velocity of storm water drainage and prevent erosion?** | Yes |

| | |
|---|---|
| Recycling Storage | |
| **Are outdoor recyclable materials covered 48 hours ahead of likely storm events forecast at 50 percent or greater probability at the facility?** | Yes |
| Trash Disposal | |
| **Do all garbage containers in use have a lid closed or tarp placed?** | Yes |
| E-waste Storage Area | |
| **Is all E-waste under cover?** | N/A |
| **Are materials stored in appropriately segregated and covered containers in an area that is away from traffic flow?** | N/A |
| Household Hazardous Waste Collection | |
| **Are all Household Hazardous Waste materials under cover?** | N/A |
| **Are materials stored in appropriately segregated and covered containers in an area away from traffic flow and on secondary containment?** | N/A |
| **Do any storage containers display evidence of leakage?** | N/A |
| Leachate & Condensate Collection, Storage, & Conveyance | |
| **Are tanks provided with secondary containment?** | Yes |
| **Is secondary containment area/berms free of debris?** | Yes |
| **Are there any visible spills or leaks?** | No |
| Temporary Leachate & Condensate Collection, Storage, & Conveyance | |
| **Are tanks provided with secondary containment?** | Yes |
| **Is secondary containment area/berms free of debris?** | Yes |
| **Are there any visible spills or leaks?** | No |
| Spill Response Kits | |
| **Are any spill kits missing or relocated from the maintenance shop?** | No |

| | |
|---|---|
| **Are any spill kits missing supplies or in poor condition at the maintenance shop (e.g. lids broken, full of water, mildew, or staining?)** | No |
| Tracking Industrial Vehicle Entry/Exit Points | |
| **Any off-site tracking of sediment or dirt?** | No |
| Geomembrane Cover and North and West perimeter Road | |
| **Is stormwater properly diverted around reaction area?** | Yes |
| **Are there any visible signs of leachate seep(s), and if so, did you immediately inform your supervisor and contain the seep?** | No |
| **Are soil dams/berms and other best management practices in place or available to prevent any leachate from reaching the south detention basin?** | Yes |
| **Are there any visible signs of residual leachate seeps in the concrete channel which should be pressure washed and cleaned?** | No |
| **Are there any visible signs of damage to the geomembrane cover (tears, punctures, etc.) and if so, did you immediately inform your supervisor?** | Yes |
| Have been sealed and awaiting permanent repairs | |

| Bulk Fuel and Oil Tanks | |
|---|---|
| Is the containment structure free of: water, debris, holes, cracks, fire hazards, liner degradation, corrosion, leakage, or paint failure? Is there water in the primary tank? Are containment drain valves operable and in the closed position (exercise valves)? Are there visible signs of leakage on the tank, interstice, or from the tank into the containment or surrounding soil? Does the exterior of the tank show signs of coating failure, distortions, buckling, denting, or bulging? Are pathways and entry to and from the tank clear and are gates/doors operable? | |
| **Diesel Fuel 8,000 gal** | OK |
| **AST 1: 750 gal Used Oil** | OK |
| **AST 2: 500 gal Transmission Oil**<br>Liquid build up in containment | Needs Attention |
| **AST 3: 500 gal Engine/Hydraulic Oil**<br>Liquid build up in containment | Needs Attention |
| **AST 4: 300 gal Drive Train Fluid** | OK |
| **AST 5: 200 gal Used Antifreeze** | OK |
| **Drums within bermed containment area north of equipment maintenance facility building** | OK |
| **MS-1: 100 gal Gasoline Flatbed truck** | OK |
| **MS-3: 300 gallon DEF** | OK |
| **MR-1: 1,750 gal Diesel** | OK |
| **MR-3: 200 gal Engine/Hydraulic Oil** | OK |
| **MR-4: 100 gal 30W Oil** | OK |
| **MR-5: 100 gal 50W Oil** | OK |
| **MR-6: 200 gal Transmission/Hydraulic Oil** | OK |
| **MR-8: 55 gal Grease- Lube truck** | OK |
| Do container supports and foundations show signs of damage, corrosion, paint failure, or significant settlement? Does water drain away from container/tank? Are grounding straps secure | |

| | |
|---|---|
| and in good condition? Do ladders or platform structures show signs of severe corrosion or damage? Does the ground around the container show signs of oil leaks? Does the concrete pad or ring wall show signs of cracking of spalling? | |
| **Diesel Fuel 8,000 gal** | OK |
| **AST 1: 750 gal Used Oil** | OK |
| **AST 2: 500 gal Transmission** | OK |
| **AST 3: 500 gal Engine/Hydraulic Oil** | OK |
| **AST 4: 300 gal Drive Train Fluid** | OK |
| **AST 5: 200 gal Used Antifreeze** | OK |
| **Drums within bermed containment area north of equipment maintenance facility building** | OK |
| **MS-1: 100 gal Gasoline- Flatbed truck** | OK |
| **MS-3: 300 gallon DEF** | OK |
| **MR-1: 1,750 gal Diesel** | OK |
| **MR-3: 200 gal Engine/Hydraulic Oil** | OK |
| **MR-4: 100 gal 30W Oil** | OK |
| **MR-5: 100 gal 50W Oil** | OK |
| **MR-6: 200 gal Transmission/Hydraulic Oil** | OK |
| **MR-8: 55 gal Grease- Lube Truck** | OK |
| Exercise valves, as appropriate, checking for proper operation; including shear valve (follow manufacturer's instructions). Are vent components unobstructed? Are valves free of leaks, corrosion, and damage? Tank drain valves must be kept locked. Are spill containment boxes on fill pipes free of debris, water, and residue? Are spill containment boxes installed properly on tank? Are drain valves on spill containment boxes closed? Is liquid level equipment showing signs of physical damage, and is the device easily readable and functioning properly? Are all piping connections free of leaks, corrosion, and damage? | |
| **Diesel Fuel 8,000 gal** | OK |
| **AST 1: 750 gal Used Oil** | OK |

| | |
|---|---|
| **AST 2: 500 gal Transmission Oil** | Needs Attention |
| Leaking from valve | |
| **AST 3: 500 gal Engine/Hydraulic Oil** | Needs Attention |
| Leaking from valve | |
| **AST 4: 300 gal Drive Train Fluid** | OK |
| **AST 5: 200 gal Used Antifreeze** | OK |
| **Drums within bermed containment area north of equipment maintenance facility building** | OK |
| **MS-1: 100 gal Gasoline** | OK |
| **MS-3: 300 gallon DEF** | OK |
| **MR-1: 1,750 gal Diesel** | OK |
| **MR-3: 200 gal Engine/Hydraulic Oil** | OK |
| **MR-4: 100 gal 30W Oil** | OK |
| **MR-5: 100 gal 50W Oil** | OK |
| **MR-6: 200 gal Transmission/Hydraulic Oil** | OK |
| **MR-8: 55 gal Grease- Lube Truck** | OK |

| Corrective Action and SWPPP/SPCC Plan Modification Descriptions | 1 / 1 (100%) |
|---|---|
| **Provide brief explanation** | 500gal tanks need to be fixed and containment cleaned, slope above tank farm 10 needs erosion prevention |

**Inspector Certification: This section must be completed by the person who conducted the inspection. "I certify that this report is true, accurate, and complete, to the best of my knowledge and belief"**



John Boucher
28 May 2026 7:14 AM PDT

**Check this box to notify Authorized Representative that inspection is completed and awaiting signature.** ☑

**Authorized Representative Certification: This section must be completed by an authorized representative of the Facility (e.g. District Manager or Site Manager). "I certify that I have reviewed this report and that it is true, accurate, and complete, to the best of my knowledge and belief"**

# 4050 Monthly Dry SWPPP and SPCC Plan Visual Observation Form

26 Jun 2026 / John Boucher

Complete

| Score | 1 / 1 (100%) | Flagged items | 1 | Actions | 1 |
|---|---|---|---|---|---|

| | |
|---|---|
| **Site conducted** | Marked as ‘my site is not listed here’ |
| **Conducted on** | 26 Jun 2026 7:40 AM PDT |
| **Inspector Name** | John Boucher |
| **Inspector Title** | Operations specialist |
| **Weather Conditions** | Sunny |

## Flagged items & Actions

1 flagged, 1 action

### Flagged items

1 flagged, 1 action

Untitled Page / Erosion and Sediment

**Is a stormwater conveyance system to divert runoff around material storage areas and convey runoff installed and maintained?**

No

**To do** | Assignee: John Boucher | Priority: Low | Due: 3 Jul 2026 3:42 PM PDT | Created by: John Boucher

East side silt fencing needs to be repaired

### Other actions

0 actions

| | |
|---|---|
| **Untitled Page** | 1 flagged, 1 action |
| East Sampling | |
| **Unauthorized nonstormwater discharges? (Yes or No)** | No |
| **Authorized nonstormwater discharges? (Yes or No)** | No |
| South Sampling | |
| **Unauthorized nonstormwater discharges? (Yes or No)** | No |
| **Authorized nonstormwater discharges? (Yes or No)** | No |
| All Operations | |
| **Is equipment serviced outside of maintenance area or on the active face minimized during wet weather?** | Yes |
| **Are paved areas of the facility vacuum swept weekly?** | Yes |
| As needed | |
| **Are loose absorbents deployed over spills cleaned up after each use and disposed of properly?** | Yes |
| Erosion and Sediment | 1 flagged, 1 action |
| **Is stormwater properly diverted around active fill area and soil stockpile?** | Yes |
| **Is a stormwater conveyance system to divert runoff around material storage areas and convey runoff installed and maintained?** | No |
| **To do** \| Assignee: John Boucher \| Priority: Low \| Due: 3 Jul 2026 3:42 PM PDT \| Created by: John Boucher | |
| East side silt fencing needs to be repaired | |
| **Are sediment and retention basins properly maintained?** | Yes |
| **Are slope protection measures applied?** | Yes |
| **Are energy dissipating devices installed to slow the velocity of storm water drainage and prevent erosion?** | Yes |
| Recycling Storage | |
| **Are outdoor recyclable materials covered 48 hours ahead of** | Yes |

| | |
|---|---|
| **likely storm events forecast at 50 percent or greater probability at the facility?** | |
| Trash Disposal | |
| **Do all garbage containers in use have a lid closed or tarp placed?** | Yes |
| E-waste Storage Area | |
| **Is all E-waste under cover?** | N/A |
| **Are materials stored in appropriately segregated and covered containers in an area that is away from traffic flow?** | N/A |
| Household Hazardous Waste Collection | |
| **Are all Household Hazardous Waste materials under cover?** | N/A |
| **Are materials stored in appropriately segregated and covered containers in an area away from traffic flow and on secondary containment?** | N/A |
| **Do any storage containers display evidence of leakage?** | N/A |
| Leachate & Condensate Collection, Storage, & Conveyance | |
| **Are tanks provided with secondary containment?** | Yes |
| **Is secondary containment area/berms free of debris?** | Yes |
| **Are there any visible spills or leaks?** | No |
| Temporary Leachate & Condensate Collection, Storage, & Conveyance | |
| **Are tanks provided with secondary containment?** | Yes |
| **Is secondary containment area/berms free of debris?** | Yes |
| **Are there any visible spills or leaks?** | No |
| Spill Response Kits | |
| **Are any spill kits missing or relocated from the maintenance shop?** | No |
| **Are any spill kits missing supplies or in poor condition at the maintenance shop (e.g. lids broken, full of water, mildew, or staining?)** | No |

| | |
|---|---|
| Tracking Industrial Vehicle Entry/Exit Points | |
| **Any off-site tracking of sediment or dirt?** | No |
| Geomembrane Cover and North and West perimeter Road | |
| **Is stormwater properly diverted around reaction area?** | Yes |
| **Are there any visible signs of leachate seep(s), and if so, did you immediately inform your supervisor and contain the seep?** | No |
| **Are soil dams/berms and other best management practices in place or available to prevent any leachate from reaching the south detention basin?** | Yes |
| **Are there any visible signs of residual leachate seeps in the concrete channel which should be pressure washed and cleaned?** | No |
| **Are there any visible signs of damage to the geomembrane cover (tears, punctures, etc.) and if so, did you immediately inform your supervisor?** | No |

| Bulk Fuel and Oil Tanks | |
|---|---|
| Is the containment structure free of: water, debris, holes, cracks, fire hazards, liner degradation, corrosion, leakage, or paint failure? Is there water in the primary tank? Are containment drain valves operable and in the closed position (exercise valves)? Are there visible signs of leakage on the tank, interstice, or from the tank into the containment or surrounding soil? Does the exterior of the tank show signs of coating failure, distortions, buckling, denting, or bulging? Are pathways and entry to and from the tank clear and are gates/doors operable? | |
| **Diesel Fuel 8,000 gal**<br>Containment area needs soil cleaned out | Needs Attention |
| **AST 1: 750 gal Used Oil** | OK |
| **AST 2: 500 gal Transmission Oil**<br>Leaking from valve into containment | Needs Attention |
| **AST 3: 500 gal Engine/Hydraulic Oil**<br>Leaking from valve into containment | Needs Attention |
| **AST 4: 300 gal Drive Train Fluid** | OK |
| **AST 5: 200 gal Used Antifreeze** | OK |
| **Drums within bermed containment area north of equipment maintenance facility building** | OK |
| **MS-1: 100 gal Gasoline Flatbed truck** | OK |
| **MS-3: 300 gallon DEF** | OK |
| **MR-1: 1,750 gal Diesel** | OK |
| **MR-3: 200 gal Engine/Hydraulic Oil** | OK |
| **MR-4: 100 gal 30W Oil** | OK |
| **MR-5: 100 gal 50W Oil** | OK |
| **MR-6: 200 gal Transmission/Hydraulic Oil** | OK |
| **MR-8: 55 gal Grease- Lube truck** | OK |
| Do container supports and foundations show signs of damage, | |

| | |
|---|---|
| corrosion, paint failure, or significant settlement? Does water drain away from container/tank? Are grounding straps secure and in good condition? Do ladders or platform structures show signs of severe corrosion or damage? Does the ground around the container show signs of oil leaks? Does the concrete pad or ring wall show signs of cracking of spalling? | |
| **Diesel Fuel 8,000 gal** | OK |
| **AST 1: 750 gal Used Oil** | OK |
| **AST 2: 500 gal Transmission** | Needs Attention |
| Secondary containment needs to be cleaned | |
| **AST 3: 500 gal Engine/Hydraulic Oil** | Needs Attention |
| Secondary containment needs to be cleaned | |
| **AST 4: 300 gal Drive Train Fluid** | OK |
| **AST 5: 200 gal Used Antifreeze** | OK |
| **Drums within bermed containment area north of equipment maintenance facility building** | OK |
| **MS-1: 100 gal Gasoline- Flatbed truck** | |
| **MS-3: 300 gallon DEF** | |
| **MR-1: 1,750 gal Diesel** | |
| **MR-3: 200 gal Engine/Hydraulic Oil** | |
| **MR-4: 100 gal 30W Oil** | |
| **MR-5: 100 gal 50W Oil** | |
| **MR-6: 200 gal Transmission/Hydraulic Oil** | |
| **MR-8: 55 gal Grease- Lube Truck** | |
| Exercise valves, as appropriate, checking for proper operation; including shear valve (follow manufacturer's instructions). Are vent components unobstructed? Are valves free of leaks, corrosion, and damage? Tank drain valves must be kept locked. Are spill containment boxes on fill pipes free of debris, water, and residue? Are spill containment boxes installed properly on tank? Are drain valves on spill containment boxes closed? Is liquid level equipment showing signs of physical damage, and is the device easily readable and functioning properly? Are all piping connections free of leaks, corrosion, and damage? | |

| | |
|---|---|
| **Diesel Fuel 8,000 gal** | OK |
| **AST 1: 750 gal Used Oil** | OK |
| **AST 2: 500 gal Transmission Oil** | Needs Attention |
| Leaking from valve into containment | |
| **AST 3: 500 gal Engine/Hydraulic Oil** | Needs Attention |
| Leaking from valve into containment | |
| **AST 4: 300 gal Drive Train Fluid** | OK |
| **AST 5: 200 gal Used Antifreeze** | OK |
| **Drums within bermed containment area north of equipment maintenance facility building** | OK |
| **MS-1: 100 gal Gasoline** | OK |
| **MS-3: 300 gallon DEF** | OK |
| **MR-1: 1,750 gal Diesel** | OK |
| **MR-3: 200 gal Engine/Hydraulic Oil** | OK |
| **MR-4: 100 gal 30W Oil** | OK |
| **MR-5: 100 gal 50W Oil** | OK |
| **MR-6: 200 gal Transmission/Hydraulic Oil** | OK |
| **MR-8: 55 gal Grease- Lube Truck** | OK |

## Corrective Action and SWPPP/SPCC Plan Modification Descriptions

1 / 1 (100%)

**Provide brief explanation**

**Inspector Certification: This section must be completed by the person who conducted the inspection. "I certify that this report is true, accurate, and complete, to the best of my knowledge and belief"**



John Boucher
26 Jun 2026 3:54 PM PDT

**Check this box to notify Authorized Representative that inspection is completed and awaiting signature.** ☑

**Authorized Representative Certification: This section must be completed by an authorized representative of the Facility (e.g. District Manager or Site Manager). "I certify that I have reviewed this report and that it is true, accurate, and complete, to the best of my knowledge and belief"**

**APPENDIX I**

**WASTE DISPOSAL REPORT**

CHIQUITA CANYON
*a Waste Connections company*

**April 15, 2026**

Mr. Enrique Casas
California Regional Water Quality Control Board
320 West 4th Street
Los Angeles, California 90013

Subject: **First Quarter 2026 Solid Waste Disposal Report**
**Chiquita Canyon Landfill (File No. 67-20)**
**Los Angeles County, California**

Dear Mr. Casas:

This is the First Quarter 2026 Solid Waste Disposal Report for the Chiquita Canyon Landfill. This report is required by Monitoring and Reporting Program No. CI-6231 dated December 13, 2018, and Waste Discharge Requirements Order No. R4-2018-0172 File No. 67-020 adopted December 13, 2018. This report covers the period from January, February and March 2026.

A point-by-point discussion of reporting requirements follows:

**1. The reports to the Regional Board shall include a map of the site, and shall indicate the area(s) where disposal is taking place or will begin. This map shall be updated quarterly and summarized and submitted with the annual report due February 15 of each year. If a new area is landfilled, it shall be identified in the corresponding quarterly report.**

As the Water Board is aware, CCL closed the Chiquita Canyon Landfill to the acceptance of waste effective January 1, 2025. CCL does not receive any waste or beneficial reuse materials, but does continue to dispose of a small quantity of internally generated waste. Enclosed, as Attachment 1 is a drawing showing the locations where CCL disposed of the internally generated waste during the First Quarter 2026.

**2. A tabular list of the estimated average monthly quantities and types of materials deposited each month.**

As discussed above, the Landfill is now closed to the acceptance of waste.

**3. An estimate of remaining capacity (in cubic yards and tons), and the remaining life of the site in years and months.**

As discussed above, the Landfill is now closed to the acceptance of waste.

**4. A certification that all wastes deposited were deposited in compliance with the Board's requirements, and that no waste was deposited outside the boundaries of the waste management facility as specified in the Board requirements.**

During the reporting period, the site was operated in compliance with the Board's requirements and no wastes were deposited outside the boundary of the waste management unit.

**5. A description of the location and an estimate of the seepage rate or flow of all known seeps and springs at the site.**

No water seeps or springs were discovered during visual monitoring of the landfill conducted in January, February and March 2026.

**6. The estimated amount of water used at the waste management area for landscape irrigation, compaction, dust control, etc. (If a source other than potable waste is used, the sources and amounts of water from each source shall also be reported).**

During the reporting period, approximately 4,012,596 gallons of water were used for dust control, irrigation, and site operation construction. Water was obtained from Newhall Land and Farming Company from an irrigation line located south of the site near Highway 126.

**7. Quantities of liquid pumped from the leachate monitoring sumps and/or extraction wells, including dates of removal, and the ultimate disposition (dust control, returned to landfill, disposal). If no liquid was detected or pumped during the reporting period, a statement to that effect shall be submitted.**

Information on quantities of leachate pumped and disposed during the reporting period is enclosed as Attachment 3.

**8. The discharger shall report all unacceptable (to this site) wastes inadvertently received at this site and their disposition. The following details shall be included:**

a. **The source (if known), including the hauler, of the unacceptable wastes and date received and/or discovered.**
b. **Identification of waste (if known) and the amount of waste.**
c. **The name and address of the hauler who removed the waste from the site.**
d. **The ultimate point of disposal for the waste.**
e. **The discharger's actions to prevent recurrence of the attempted depositing of unacceptable wastes by this source or individual (if applicable). If no unacceptable wastes were received (or discovered) during the month, the report shall so state.**

As discussed above, the Landfill is now closed to the acceptance of waste. Only a small amount of internally generated waste is disposed of at the Landfill, which does not include any unacceptable waste. All internal waste is checked before disposal.

If you should have any questions regarding this report, please do not hesitate to contact me at (661) 257-3655.

I declare under penalty of perjury that the foregoing is true and correct.

Executed on the 15th day of April 2026.

Please do not hesitate to contact me at with any questions regarding the above responses.

Sincerely,

**CHIQUITA CANYON LANDFILL**

Mark on behalf of Kevin Green

Kevin Green
District Manager

Chiquita Canyon Landfill

Attachments: Attachment 1 – Disposal Area Plan
Attachment 2 – Tonnage / Load Reports
Attachment 3 – Leachate Disposal

# Attachment 1

# Disposal Area Plan

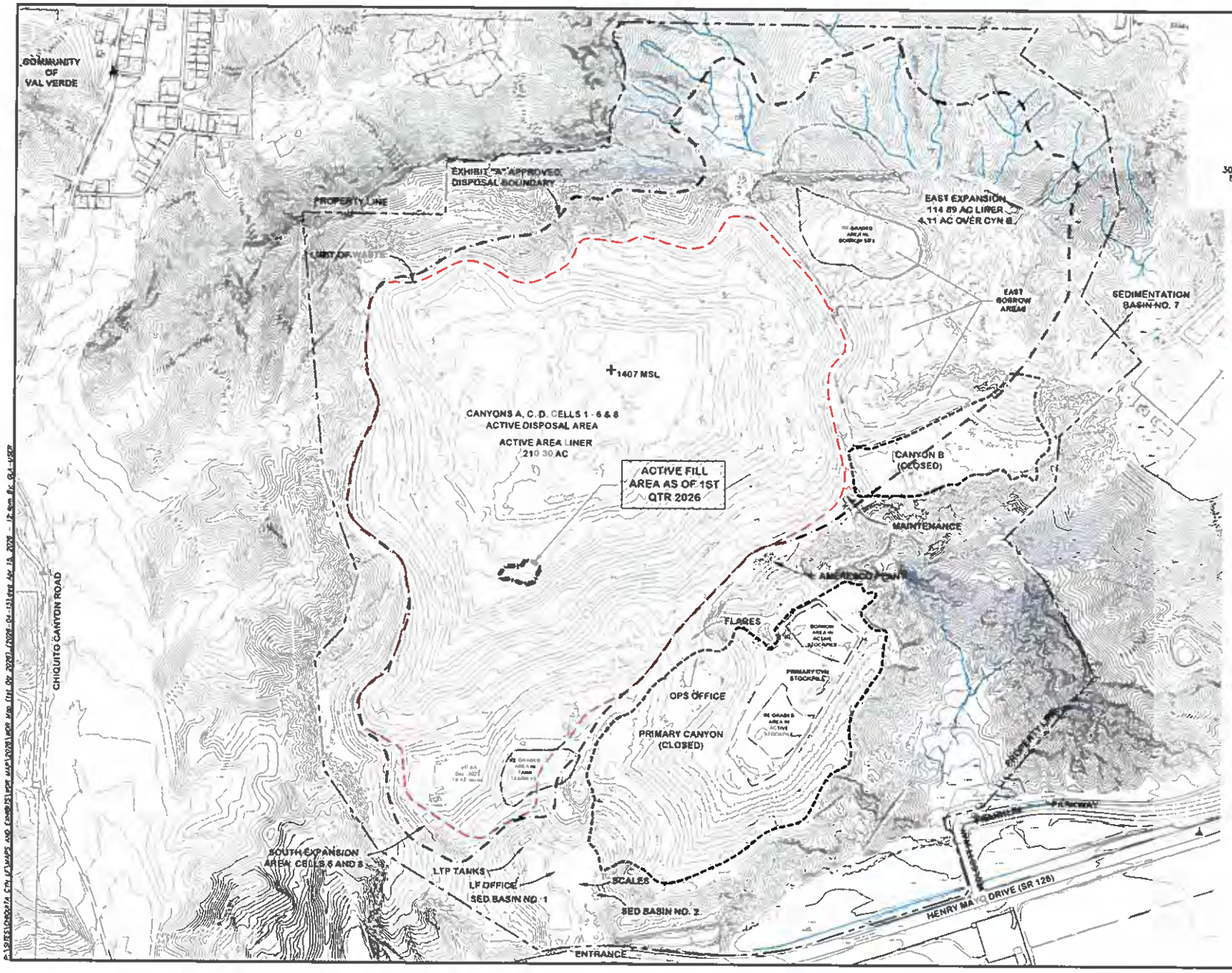


## LEGEND

- PROPERTY BOUNDARY
- PERMITTED LIMIT OF WASTE
- LIMITS OF LINER
- LIMIT OF CLOSED LANDFILL
- LIMIT OF WASTE
- STOCKPILE AND BORROW AREA LIMITS

**PERMITTED DISPOSAL AREA**

| | |
|---|---|
| PRIMARY CANYON | 55.00 AC |
| B CANYON (REMNANT) | 6.84 AC |
| LINER AREA AS OF 2017 | 181.99 AC |
| EAST EXPANSION LINER | 118.89 AC |
| EAST EXP FILL OVER CYN B | 3.71 AC |
| SOUTH EXPANSION | 34.92 AC |
| TOTAL | 480.00 AC |

**ACREAGE CONSUMED**

| | |
|---|---|
| PRIMARY CANYON | 55.00 AC |
| B CANYON (REMNANT) | 6.84 AC |
| B CANYON (FUTURE OVERFILL) | 3.71 AC |
| LINED AREAS (2017) | 181.99 AC |
| CELL 8 LINER (2020) | 12.29 AC |
| CELL 8A LINER (2022) | 18.42 AC |
| TOTAL | 277.15 AC |

EXISTING TOPOGRAPHIC PLAN IS BASED ON MERGED FILES: MARCH 25, 2026 AERIAL DRONE SURVEY OF ACTIVE AREA BY THE LANDFILL OPERATOR; JANUARY 16, 2021 AERIAL SURVEY WITHIN PROPERTY LINE BY TETRA TECH CROMATIC TECHNOLOGIES AND APRIL 9, 2011 FOR THE SURROUNDING AREA BY CARTWRIGHT AERIAL SURVEY.

| NO. | REVISION | DATE |
|---|---|---|
| | | |

SHEET TITLE: 2026 1ST QTR WDR MAP

PROJECT TITLE: CHIQUITA CANYON LANDFILL 29201 HENRY MAYO DRIVE CASTAIC, CALIFORNIA 91384

CLIENT: CHIQUITA CANYON LANDFILL

Geo-Logic ASSOCIATES
2777 E GUASTI RD ONTARIO, CA (909) 628-2282

PROJ. NO. 2013.0094 | DWN. BY: C. BARRETT | CHK. BY: L. PADILLA | CHK. BY: B. BARRETT | SCALE: 1" = 300'-0"

DATE: APRIL 15, 2026

SCALE: 1" = 300'-0"

1 of 1

## Attachment 2

## Tonnage / Load Reports

## CHIQUITA CANYON LANDFILL - TONNAGE / LOAD REPORT FOR January 2026

| DATE | | Inbound Material | | | | | | | | | | | | | | | | | | | | | | | | | | | | Total Daily Inbound | |
|---|---|---|---|---|---|---|---|---|---|---|---|---|---|---|---|---|---|---|---|---|---|---|---|---|---|---|---|---|---|---|---|
| | | Disposal | | | | | | | | | | Diversion | | | | | | | | | | | | | | Soil | | | | | | | |
| | | Transfer Trailer Waste | Lds | Residential | Lds | Commercial | Lds | General Public | Lds | Trash Total | Lds | Weekly | Shredded Green Waste - Erosion Control | Lds | MRF Fines - Protective Cover | Lds | Shredded Green Waste - ADC | Lds | TASW - ADC | Lds | Rubble Concrete, Asphalt, Rock - Road Base & Erosion Control | Lds | C&D | Lds | Total, tons | Total, loads | Contaminated Soil - Various Uses | Lds | Clean Soil - Various Uses | Lds | Tons | Loads |
| | SUN | | | | | | | | | - | 0 | | | | | | | | | | | | | | | | | | | - | 0 |
| | MON | | | | | | | | | - | 0 | | | | | | | | | | | | | | | | | | | - | 0 |
| | TUE | | | | | | | | | - | 0 | | | | | | | | | | | | | | | | | | | - | 0 |
| | WED | | | | | | | | | - | 0 | | | | | | | | | | | | | | | | | | | - | 0 |
| 1/1/2026 | THU | | | | | | | | | - | 0 | | | | | | | | | | | | | | | | | | | - | 0 |
| 1/2/2026 | FRI | | | | | | | | | - | 0 | | | | | | | | | | | | | | | | | | | - | 0 |
| 1/3/2026 | SAT | | | | | | | | | - | 0 | 0 | | | | | | | | | | | | | | | | | | - | 0 |
| 1/4/2026 | SUN | --- | --- | --- | --- | --- | --- | --- | --- | --- | --- | | --- | --- | --- | --- | --- | --- | --- | --- | --- | --- | --- | --- | --- | --- | --- | --- | --- | --- | --- | --- |
| 1/5/2026 | MON | | | | | | | | | - | 0 | | | | | | | | | | | | | | | | | | | - | 0 |
| 1/6/2026 | TUE | | | | | 22.73 | 2 | | | 22.73 | 2 | | | | | | | | | | | | | | | | | | | 22.73 | 2 |
| 1/7/2026 | WED | | | | | | | | | - | 0 | | | | | | | | | | | | | | | | | | | - | 0 |
| 1/8/2026 | THU | | | | | 55.15 | 5 | | | 55.15 | 5 | | | | | | | | | | | | | | | | | | | 55.15 | 5 |
| 1/9/2026 | FRI | | | | | 62.79 | 6 | | | 62.79 | 6 | | | | | | | | | | | | | | | | | | | 62.79 | 6 |
| 1/10/2026 | SAT | | | | | | | | | - | 0 | 141 | | | | | | | | | | | | | | | | | | - | 0 |
| 1/11/2026 | SUN | --- | --- | --- | --- | --- | --- | --- | --- | --- | --- | | --- | --- | --- | --- | --- | --- | --- | --- | --- | --- | --- | --- | --- | --- | --- | --- | --- | --- | --- | --- |
| 1/12/2026 | MON | | | | | 6.93 | 1 | | | 6.93 | 1 | | | | | | | | | | | | | | | | | | | 6.93 | 1 |
| 1/13/2026 | TUE | | | | | | | | | - | 0 | | | | | | | | | | | | | | | | | | | - | 0 |
| 1/14/2026 | WED | | | | | 57.18 | 6 | | | 57.18 | 6 | | | | | | | | | | | | | | | | | | | 57.18 | 6 |
| 1/15/2026 | THU | | | | | 24.39 | 2 | | | 24.39 | 2 | | | | | | | | | | | | | | | | | | | 24.39 | 2 |
| 1/16/2026 | FRI | | | | | | | | | - | 0 | | | | | | | | | | | | | | | | | | | - | 0 |
| 1/17/2026 | SAT | | | | | | | | | - | 0 | 89 | | | | | | | | | | | | | | | | | | - | 0 |
| 1/18/2026 | SUN | --- | --- | --- | --- | --- | --- | --- | --- | --- | --- | | --- | --- | --- | --- | --- | --- | --- | --- | --- | --- | --- | --- | --- | --- | --- | --- | --- | --- | --- | --- |
| 1/19/2026 | MON | | | | | | | | | - | 0 | | | | | | | | | | | | | | | | | | | - | 0 |
| 1/20/2026 | TUE | | | | | 0.92 | 1 | | | 0.92 | 1 | | | | | | | | | | | | | | | | | | | 0.92 | 1 |
| 1/21/2026 | WED | | | | | | | | | - | 0 | | | | | | | | | | | | | | | | | | | - | 0 |
| 1/22/2026 | THU | | | | | 1.82 | 1 | | | 1.82 | 1 | | | | | | | | | | | | | | | | | | | 1.82 | 1 |
| 1/23/2026 | FRI | | | | | | | | | - | 0 | | | | | | | | | | | | | | | | | | | - | 0 |
| 1/24/2026 | SAT | | | | | | | | | - | 0 | 3 | | | | | | | | | | | | | | | | | | - | 0 |
| 1/25/2026 | SUN | | | | | | | | | --- | --- | | --- | --- | --- | --- | --- | --- | --- | --- | --- | --- | --- | --- | --- | --- | --- | --- | --- | --- | --- | --- |
| 1/26/2026 | MON | | | | | | | | | - | 0 | | | | | | | | | | | | | | | | | | | - | 0 |
| 1/27/2026 | TUE | | | | | 3.66 | 1 | | | 3.66 | 1 | | | | | | | | | | | | | | | | | | | 3.66 | 1 |
| 1/28/2026 | WED | | | | | 21.94 | 2 | | | 21.94 | 2 | | | | | | | | | | | | | | | | | | | 21.94 | 2 |
| 1/29/2026 | THU | | | | | 36.84 | 3 | | | 36.84 | 3 | | | | | | | | | | | | | | | | | | | 36.84 | 3 |
| 1/30/2026 | FRI | | | | | | | | | - | 0 | | | | | | | | | | | | | | | | | | | - | 0 |
| 1/31/2026 | SAT | | | | | | | | | - | 0 | 62 | | | | | | | | | | | | | | | | | | - | 0 |
| | SUN | --- | --- | --- | --- | --- | --- | --- | --- | --- | --- | | --- | --- | --- | --- | --- | --- | --- | --- | --- | --- | --- | --- | --- | --- | --- | --- | --- | --- | --- | --- |
| | MON | | | | | | | | | - | 0 | 0 | | | | | | | | | | | | | | | | | | | - | 0 |
| TOTAL | | - | - | - | - | 294.35 | 30 | - | - | 294.35 | 30 | | - | - | - | - | - | - | - | - | - | - | - | - | - | - | - | - | - | - | 294.35 | 30 |

| Monthly Totals | |
|---|---|
| Water Used for Dust Control & Irrigation, gallons | 1,065,540 |
| Disposal, tons | 294 |
| Diversion, tons | - |
| Soils, tons | - |
| Total | 294 |

## CHIQUITA CANYON LANDFILL - TONNAGE / LOAD REPORT FOR February 2026

| DATE | | Inbound Material: Disposal: Transfer Trailer Waste | Lds | Residential | Lds | Commercial | Lds | General Public | Lds | Trash Total | Lds | Weekly | Diversion: Shredded Green Waste - Erosion Control | Lds | MRF Fines - Protective Cover | Lds | Shredded Green Waste - ADC | Lds | TASW - ADC | Lds | Rubble Concrete, Asphalt, Rock - Road Base & Erosion Control | Lds | C&D | Lds | Total tons | Total loads | Soil: Contaminated Soil - Various Uses | Lds | Clean Soil - Various Uses | Lds | Total Daily Inbound: Tons | Loads |
|---|---|---|---|---|---|---|---|---|---|---|---|---|---|---|---|---|---|---|---|---|---|---|---|---|---|---|---|---|---|---|---|
| 2/1/2026 | SUN | | | | | | | | | - | 0 | | | | | | | | | | | | | | | | | | | | |
| 2/2/2026 | MON | | | | | | | | | - | 0 | | | | | | | | | | | | | | | | | | | | |
| 2/3/2026 | TUE | | | | | 2.14 | 1 | | | 2.14 | 1 | | | | | | | | | | | | | | | | | | | 2.14 | 1 |
| 2/4/2026 | WED | | | | | | | | | - | 0 | | | | | | | | | | | | | | | | | | | - | 0 |
| 2/5/2026 | THU | | | | | 1.69 | 1 | | | 1.69 | 1 | | | | | | | | | | | | | | | | | | | 1.69 | 1 |
| 2/6/2026 | FRI | | | | | 44.04 | 4 | | | 44.04 | 4 | | | | | | | | | | | | | | | | | | | 44.04 | 4 |
| 2/7/2026 | SAT | | | | | | | | | - | 0 | 49 | | | | | | | | | | | | | | | | | | | - | 0 |
| 2/8/2026 | SUN | --- | --- | --- | --- | --- | --- | --- | --- | --- | --- | | --- | --- | --- | --- | --- | --- | --- | --- | --- | --- | --- | --- | --- | --- | --- | --- | --- | --- | --- | --- |
| 2/9/2026 | MON | | | | | 28.76 | 4 | | | 28.76 | 4 | | | | | | | | | | | | | | | | | | | 28.76 | 4 |
| 2/10/2026 | TUE | | | | | 24.68 | 2 | | | 24.68 | 2 | | | | | | | | | | | | | | | | | | | 24.68 | 2 |
| 2/11/2026 | WED | | | | | 1.46 | 1 | | | 1.46 | 1 | | | | | | | | | | | | | | | | | | | 1.46 | 1 |
| 2/12/2026 | THU | | | | | 21.35 | 2 | | | 21.35 | 2 | | | | | | | | | | | | | | | | | | | 21.35 | 2 |
| 2/13/2026 | FRI | | | | | 5.56 | 3 | | | 5.56 | 3 | | | | | | | | | | | | | | | | | | | 5.56 | 3 |
| 2/14/2026 | SAT | | | | | | | | | - | 0 | 62 | | | | | | | | | | | | | | | | | | | - | 0 |
| 2/15/2026 | SUN | --- | --- | --- | --- | --- | --- | --- | --- | --- | --- | | --- | --- | --- | --- | --- | --- | --- | --- | --- | --- | --- | --- | --- | --- | --- | --- | --- | --- | --- | --- |
| 2/16/2026 | MON | | | | | 12.79 | 2 | | | 12.79 | 2 | | | | | | | | | | | | | | | | | | | 12.79 | 2 |
| 2/17/2026 | TUE | | | | | 21.90 | 2 | | | 21.90 | 2 | | | | | | | | | | | | | | | | | | | 21.90 | 2 |
| 2/18/2026 | WED | | | | | 11.08 | 1 | | | 11.08 | 1 | | | | | | | | | | | | | | | | | | | 11.08 | 1 |
| 2/19/2026 | THU | | | | | | | | | - | 0 | | | | | | | | | | | | | | | | | | | - | 0 |
| 2/20/2026 | FRI | | | | | 58.83 | 6 | | | 58.83 | 6 | | | | | | | | | | | | | | | | | | | 58.83 | 6 |
| 2/21/2026 | SAT | | | | | | | | | - | 0 | 105 | | | | | | | | | | | | | | | | | | | - | 0 |
| 2/22/2026 | SUN | --- | --- | --- | --- | --- | --- | --- | --- | --- | --- | | --- | --- | --- | --- | --- | --- | --- | --- | --- | --- | --- | --- | --- | --- | --- | --- | --- | --- | --- | --- |
| 2/23/2026 | MON | | | | | 2.78 | 1 | | | 2.78 | 1 | | | | | | | | | | | | | | | | | | | 2.78 | 1 |
| 2/24/2026 | TUE | | | | | 21.44 | 2 | | | 21.44 | 2 | | | | | | | | | | | | | | | | | | | 21.44 | 2 |
| 2/25/2026 | WED | | | | | 43.60 | 4 | | | 43.60 | 4 | | | | | | | | | | | | | | | | | | | 43.60 | 4 |
| 2/26/2026 | THU | | | | | | | | | - | 0 | | | | | | | | | | | | | | | | | | | - | 0 |
| 2/27/2026 | FRI | | | | | | | | | - | 0 | | | | | | | | | | | | | | | | | | | - | 0 |
| 2/28/2026 | SAT | | | | | | | | | - | 0 | 68 | | | | | | | | | | | | | | | | | | | - | 0 |
| | SUN | --- | --- | --- | --- | --- | --- | --- | --- | --- | --- | | --- | --- | --- | --- | --- | --- | --- | --- | --- | --- | --- | --- | --- | --- | --- | --- | --- | --- | --- | --- |
| | MON | | | | | | | | | - | 0 | | | | | | | | | | | | | | | | | | | - | 0 |
| | TUE | | | | | | | | | - | 0 | | | | | | | | | | | | | | | | | | | - | 0 |
| | WED | | | | | | | | | - | 0 | | | | | | | | | | | | | | | | | | | - | 0 |
| | THU | | | | | | | | | - | 0 | | | | | | | | | | | | | | | | | | | - | 0 |
| | FRI | | | | | | | | | - | 0 | | | | | | | | | | | | | | | | | | | - | 0 |
| | SAT | | | | | | | | | - | 0 | 0 | | | | | | | | | | | | | | | | | | | - | 0 |
| | SUN | --- | --- | --- | --- | --- | --- | --- | --- | --- | --- | | --- | --- | --- | --- | --- | --- | --- | --- | --- | --- | --- | --- | --- | --- | --- | --- | --- | --- | --- | --- |
| | MON | | | | | | | | | - | 0 | 0 | | | | | | | | | | | | | | | | | | | - | 0 |
| TOTAL | | - | - | - | - | 303.00 | 36 | - | - | 303.00 | 36 | | - | - | - | - | - | - | - | - | - | - | - | - | - | - | - | - | - | - | 303.00 | 36 |

**Monthly Totals**

| | |
|---|---|
| Water Used for Dust Control & Irrigation, gallons | 1,053,528 |
| Disposal, tons | 303 |
| Diversion, tons | - |
| Soils, tons | - |
| Total | 303 |

## CHIQUITA CANYON LANDFILL - TONNAGE / LOAD REPORT FOR March 2026

| DATE | | Inbound Material | | | | | | | | | | | | | | | | | | | | | | | | | | | | Total Daily Inbound | |
|---|---|---|---|---|---|---|---|---|---|---|---|---|---|---|---|---|---|---|---|---|---|---|---|---|---|---|---|---|---|---|---|
| | | Disposal | | | | | | | | | | | Diversion | | | | | | | | | | | | | | | Soil | | | | | |
| | | Transfer Trailer Waste | Lds | Residential | Lds | Commercial | Lds | General Public | Lds | Trash Total | Lds | Weekly | Shredded Green Waste - Erosion Control | Lds | MRF Fines - Protective Cover | Lds | Shredded Green Waste - ADC | Lds | TASW - ADC | Lds | Rubble Concrete, Asphalt, Rock - Road Base & Erosion Control | Lds | CSD | Lds | Total Tons | Total Loads | Contaminated Soil - Various Uses | Lds | Clean Soil - Various Uses | Lds | Tons | Loads |
| 3/1/2026 | SUN | | | | | | | | | - | 0 | | | | | | | | | | | | | - | - | | | | | - | 0 |
| 3/2/2026 | MON | | | | | 1.43 | 1 | | | 1.43 | 1 | | | | | | | | | | | | | - | - | | | | | 1.43 | 1 |
| 3/3/2026 | TUE | | | | | 11.49 | 1 | | | 11.49 | 1 | | | | | | | | | | | | | - | - | | | | | 11.49 | 1 |
| 3/4/2026 | WED | | | | | 10.30 | 1 | | | 10.30 | 1 | | | | | | | | | | | | | - | - | | | | | 10.30 | 1 |
| 3/5/2026 | THU | | | | | | | | | - | 0 | | | | | | | | | | | | | - | - | | | | | - | 0 |
| 3/6/2026 | FRI | | | | | | | | | - | 0 | | | | | | | | | | | | | - | - | | | | | - | 0 |
| 3/7/2026 | SAT | | | | | 18.30 | 2 | | | 18.30 | 2 | 42 | | | | | | | | | | | | | - | - | | | | | 18.30 | 2 |
| 3/8/2026 | SUN | --- | --- | --- | --- | --- | --- | --- | --- | --- | --- | | --- | --- | --- | --- | --- | --- | --- | --- | --- | --- | --- | --- | --- | --- | --- | --- | --- | --- | --- | --- |
| 3/9/2026 | MON | | | | | | | | | - | 0 | | | | | | | | | | | | | - | - | | | | | - | 0 |
| 3/10/2026 | TUE | | | | | | | | | - | 0 | | | | | | | | | | | | | - | - | | | | | - | 0 |
| 3/11/2026 | WED | | | | | | | | | - | 0 | | | | | | | | | | | | | - | - | | | | | - | 0 |
| 3/12/2026 | THU | | | | | 4.15 | 2 | | | 4.15 | 2 | | | | | | | | | | | | | - | - | | | | | 4.15 | 2 |
| 3/13/2026 | FRI | | | | | | | | | - | 0 | | | | | | | | | | | | | - | - | | | | | - | 0 |
| 3/14/2026 | SAT | | | | | | | | | - | 0 | 4 | | | | | | | | | | | | | - | - | | | | | - | 0 |
| 3/15/2026 | SUN | --- | --- | --- | --- | --- | --- | --- | --- | --- | --- | | --- | --- | --- | --- | --- | --- | --- | --- | --- | --- | --- | --- | --- | --- | --- | --- | --- | --- | --- | --- |
| 3/16/2026 | MON | | | | | 10.48 | 1 | | | 10.48 | 1 | | | | | | | | | | | | | - | - | | | | | 10.48 | 1 |
| 3/17/2026 | TUE | | | | | 2.35 | 1 | | | 2.35 | 1 | | | | | | | | | | | | | - | - | | | | | 2.35 | 1 |
| 3/18/2026 | WED | | | | | 8.05 | 1 | | | 8.05 | 1 | | | | | | | | | | | | | - | - | | | | | 8.05 | 1 |
| 3/19/2026 | THU | | | | | | | | | - | 0 | | | | | | | | | | | | | - | - | | | | | - | 0 |
| 3/20/2026 | FRI | | | | | | | | | - | 0 | | | | | | | | | | | | | - | - | | | | | - | 0 |
| 3/21/2026 | SAT | | | | | | | | | - | 0 | 21 | | | | | | | | | | | | | - | - | | | | | - | 0 |
| 3/22/2026 | SUN | --- | --- | --- | --- | --- | --- | --- | --- | --- | --- | | --- | --- | --- | --- | --- | --- | --- | --- | --- | --- | --- | --- | --- | --- | --- | --- | --- | --- | --- | --- |
| 3/23/2026 | MON | | | | | 2.50 | 1 | | | 2.50 | 1 | | | | | | | | | | | | | - | - | | | | | 2.50 | 1 |
| 3/24/2026 | TUE | | | | | | | | | - | 0 | | | | | | | | | | | | | - | - | | | | | - | 0 |
| 3/25/2026 | WED | | | | | | | | | - | 0 | | | | | | | | | | | | | - | - | | | | | - | 0 |
| 3/26/2026 | THU | | | | | | | | | - | 0 | | | | | | | | | | | | | - | - | | | | | - | 0 |
| 3/27/2026 | FRI | | | | | 2.45 | 1 | | | 2.45 | 1 | | | | | | | | | | | | | - | - | | | | | 2.45 | 1 |
| 3/28/2026 | SAT | | | | | | | | | - | 0 | 5 | | | | | | | | | | | | | - | - | | | | | - | 0 |
| 3/29/2026 | SUN | --- | --- | --- | --- | --- | --- | --- | --- | --- | --- | | --- | --- | --- | --- | --- | --- | --- | --- | --- | --- | --- | --- | --- | --- | --- | --- | --- | --- | --- | --- |
| 3/30/2026 | MON | | | | | | | | | - | 0 | | | | | | | | | | | | | - | - | | | | | - | 0 |
| 3/31/2026 | TUE | | | | | 10.32 | 1 | | | 10.32 | 1 | | | | | | | | | | | | | - | - | | | | | 10.32 | 1 |
| | WED | | | | | | | | | - | 0 | | | | | | | | | | | | | - | - | | | | | - | 0 |
| | THU | | | | | | | | | - | 0 | | | | | | | | | | | | | - | - | | | | | - | 0 |
| | FRI | | | | | | | | | - | 0 | | | | | | | | | | | | | - | - | | | | | - | 0 |
| | SAT | | | | | | | | | - | 0 | 10 | | | | | | | | | | | | | - | - | | | | | - | 0 |
| | SUN | --- | --- | --- | --- | --- | --- | --- | --- | --- | --- | | --- | --- | --- | --- | --- | --- | --- | --- | --- | --- | --- | --- | --- | --- | --- | --- | --- | --- | --- | --- |
| | MON | | | | | | | | | - | 0 | 0 | | | | | | | | | | | | | - | - | | | | | - | 0 |
| TOTAL | | - | - | - | - | 81.82 | 13 | - | - | 81.82 | 13 | | - | - | - | - | - | - | - | - | - | - | - | - | - | - | - | - | - | - | 81.82 | 13 |

**Monthly Totals**

| | |
|---|---|
| Water Used for Dust Control & Irrigation, gallons | 1,893,528 |
| Disposal, tons | 82 |
| Diversion, tons | - |
| Soils, tons | - |
| Total | 82 |

## Attachment 3

## Leachate Disposal

## 2026

| Service Date | Quantity (gallons) & Source | | |
|---|---|---|---|
| | Leachate | Condensate | Disposal Manifest Number |
| **January 2026** | | | |
| January 1, 2026 | | | - |
| January 2, 2026 | 284,341 | | CCL006043-M, CCL006042-M, RAD-208092, CCL006040-M, RAD-208093, CCL01206-A, CCL006041-M, CCL01207-A, CCL01199-A, CCL01208-A, CCL01214-A, CCL002742-X, CCL006026-M, CCL01215-A, CCL01202-A, CCL002677-X, CCL01209-A, RAD-208101, CCL006039-M, RAD-208102, CCL006027-M, CCL006024-M, RAD-208103, CCL01229-A, CCL01203-A, RAD-208104, CCL01205-A, CCL01204-A, CCL01230-A, CCL01231-A, CCL01232-A, CCL01236-A, CCL01255-A, CCL01252-A, CCL01237-A, CCL01251-A, CCL01250-A, CCL01249-A, CCL01248-A, CCL01247-A, CCL01246-A, CCL01245-A, CCL01244-A, 021312350FLE, 021302866FLE, 021312269FLE, 021312268FLE, 021312311FLE, 021312253FLE, 021312338FLE, 021312256FLE, 021312553FLE |
| January 3, 2026 | 88,146 | | CCL01235-A, CCL01234-A, CCL006032-M, CCL006029-M, CCL006034-M, CCL01233-A, CCL006033-M, RAD-208112, CCL006030-M, CCL006028-M, CCL006031-M, CCL006036-M, CCL01241-A, CCL01256-A, CCL01253-A, CCL01254-A |
| January 4, 2026 | 50,305 | | CCL01238-A, CCL002743-X, CCL01240-A, CCL006055-M, CCL002678-X, CCL01258-A, CCL01259-A, CCL01260-A, CCL01269-A |
| January 5, 2026 | 332,613 | | CCL01267-A, CCL01242-A, CCL01266-A, CCL01262-A, CCL01263-A, CCL01263-A, CCL01272-A, CCL006056-M, CCL01273-A, CCL006053-M, RAD-208110, CCL006052-M, CCL01274-A, CCL01276-A, CCL002679-X, RAD-208111, CCL006057-M, CCL01278-A, CCL01279-A, RAD-208106, RAD-208107, RAD-208108, CCL01268-A, CCL002680-X, CCL006037-M, CCL002682-X, CCL006058-M, CCL01282-A, CCL006038-M, CCL002681-X, CCL01288-A, CCL01287-A, CCL002859-X, CCL01290-A, CCL01280-A, CCL01243-A, CCL01291-A, CCL01303-A, CCL01305-A, CCL01306-A, CCL01307-A, CCL01308-A, CCL01309-A, CCL01310-A, CCL01312-A, CCL01313-A, CCL01311-A, CCL01304-A, CCL01302-A, CCL006061-M, CCL01289-A, CCL01281-A, CCL01275-A, RAD-208109, 021302917FLE, 021312427FLE, 021312424FLE, 021302916FLE, 021312234FLE, 021312522FLE |
| January 6, 2026 | 319,488 | | CCL006062-M, CCL01315-A, RAD-208105, CCL01314-A, CCL006063-M, RAD-208113, CCL01316-A, CCL01292-A, RAD-208114, CCL01293-A, RAD-208115, CCL01294-A, CCL01295-A, CCL006060-M, CCL01296-A, CCL01297-A, RAD-208116, CCL01298-A, CCL002860-X, RAD-208117, CCL006059-M, CCL01299-A, RAD-208122, CCL01300-A, CCL006064-M, CCL002861-X, CCL01317-A, CCL006065-M, CCL01318-A, CCL01301-A, CCL01319-A, RAD-208119, CCL006066-M, CCL002862-X, CCL002863-X, CCL002864-X, CCL01325-A, CCL01324-A, CCL002870-X, CCL01326-A, CCL01328-A, CCL01332-A, CCL01331-A, CCL01330-A, CCL01333-A, CCL01334-A, CCL006070-M, CCL01329-A, CCL01327-A, CCL01340-A, 021302975FLE, 021312428FLE, 021312584FLE, 021312552FLE, 021302974FLE, 021302973FLE, 021312551FLE |
| January 7, 2026 | 222,236 | | CCL01342-A, RAD-208120, RAD-208121, CCL01364-A, CCL01346-A, CCL002871-X, CCL002872-X, CCL01349-A, CCL006071-M, RAD-208123, CCL006072-M, CCL006073-M, CCL002873-X, CCL006080-M, CCL002874-X, RAD-208127, CCL002875-X, RAD-208125, CCL006067-M, CCL006068-M, CCL006069-M, CCL002954-X, CCL01352-A, CCL01353-A, CCL01362-A, CCL01361-A, RAD-208126, CCL01363-A, CCL01365-A, CCL01366-A, CCL01378-A, CCL01385-A, 021312429FLE, 021312416FLE, 021312419FLE, 021302976FLE, 021312418FLE, 021312456FLE, 021312554FLE, 021312417FLE |
| January 8, 2026 | 261,300 | | CCL006076-M, CCL006075-M, RAD-208124, RAD-208128, CCL002955-X, CCL01371-A, CCL01372-A, CCL002956-X, CCL01373-A, RAD-208129, CCL01374-A, RAD-208130, CCL01375-A, CCL006077-M, RAD-208131, CCL002957-X, CCL006078-M, CCL006087-M, CCL002958-X, CCL006079-M, RAD-208132, RAD-208133, RAD-208118, CCL006083-M, CCL006074-M, CCL002959-X, CCL01394-A, CCL01395-A, CCL01396-A, CCL01397-A, CCL01399-A, CCL01398-A, CCL01400-A, CCL006084-M, CCL01401-A, CCL01402-A, CCL01403-A, CCL01407-A, 021303042FLE, 021312559FLE, 021312520FLE, 021302965FLE, 021302964FLE, 021312555FLE, 021302997FLE, 021302963FLE, 021302962FLE |

| | | | |
|---|---|---|---|
| January 9, 2026 | 225,458 | | CCL01412-A, CCL01422-A, CCL01421-A, CCL01420-A, CCL002960-X, CCL002961-X, CCL002865-X, CCL006085-M, CCL006086-M, RAD-208134, CCL006088-M, CCL006089-M, CCL002866-X, CCL002867-X, CCL002868-X, RAD-208135, CCL006090-M, RAD-208139, CCL006081-M, CCL002869-X, CCL01429-A, CCL006082-M, RAD-208136, CCL002962-X, CCL01431-A, CCL01430-A, CCL01433-A, CCL01432-A, CCL01434-A, CCL01435-A, CCL01436-A, CCL01437-A, CCL01438-A, CCL01439-A, CCL01440-A, CCL006094-M, RAD-208137, CCL01449-A, 021302966FLE, 021312557FLE, 021312558FLE, 021302967FLE |
| January 10, 2026 | 77,360 | | CCL01448-A, CCL01451-A, CCL01452-A, CCL006095-M, CCL006096-M, CCL006091-M, CCL006092-M, CCL006093-M, RAD-208138, CCL006097-M, CCL006098-M, 021303041FLE, 021312128FLE, 021312556FLE |
| January 11, 2026 | 33,347 | | CCL01459-A, RAD-208140, CCL01461-A, CCL006102-M, CCL01462-A, CCL01463-A |
| January 12, 2026 | 298,150 | | RAD-208141, CCL01465-A, CCL01464-A, RAD-208142, CCL006103-M, CCL006104-M, CCL01467-A, CCL01466-A, RAD-208143, CCL01468-A, CCL01469-A, CCL01470-A, CCL002963-X, CCL01471-A, RAD-208144, RAD-208145, CCL002964-X, CCL01481-A, CCL01472-A, RAD-208146, CCL01482-A, CCL01473-A, CCL002965-X, CCL006108-M, RAD-208147, CCL002966-X, CCL01483-A, CCL006099-M, CCL006105-M, CCL01475-A, CCL006100-M, CCL01484-A, CCL006101-M, CCL01476-A, CCL01477-A, CCL01478-A, CCL01479-A, CCL01480-A, CCL01486-A, CCL01485-A, CCL01487-A, CCL01489-A, CCL01490-A, CCL01488-A, CCL01491-A, CCL01492-A, CCL01493-A, CCL006107-M, CCL01494-A, 021302897FLE, 021303043FLE, 021302867FLE, 021312430FLE, 021302899FLE |
| January 13, 2026 | 277,403 | | CCL01495-A, CCL01496-A, CCL01497-A, CCL01498-A, CCL01499-A, CCL01500-A, CCL006111-M, CCL006112-M, RAD-208148, CCL006113-M, CCL002967-X, RAD-208149, RAD-208152, RAD-208150, CCL002968-X, RAD-208153, RAD-208154, CCL002969-X, CCL006116-M, CCL006109-M, CCL002970-X, CCL006110-M, CCL006106-M, CCL01514-A, CCL01513-A, CCL01515-A, CCL01516-A, RAD-208151, CCL01517-A, CCL006119-M, CCL01518-A, CCL01520-A, CCL01519-A, CCL01505-A, CCL01521-A, CCL01522-A, CCL01523-A, CCL01535-A, CCL01524-A, CCL01525-A, CCL01526-A, CCL01527-A, 021312431FLE, 021303045FLE, 021312585FLE, 020750983FLE, 021312401FLE, 021312400FLE, 021312399FLE, 021312398FLE |
| January 14, 2026 | 258,797 | | CCL01528-A, CCL01529-A, CCL01530-A, RAD-208155, CCL006120-M, CCL006121-M, RAD-208156, RAD-208157, CCL002971-X, CCL002925-X, RAD-208159, RAD-208160, CCL006122-M, RAD-208161, RAD-208162, CCL006114-M, CCL006117-M, CCL002924-X, CCL006118-M, CCL002926-X, CCL01543-A, CCL01544-A, CCL01545-A, CCL01546-A, CCL01548-A, CCL01547-A, CCL006128-M, CCL01549-A, CCL01550-A, CCL01551-A, CCL01553-A, CCL01554-A, CCL01555-A, CCL01556-A, CCL01557-A, CCL01552-A, CCL01558-A, CCL01559-A, CCL006115-M, 021312405FLE, 021312404FLE, 021303044FLE, 021303058FLE, 021312497FLE, 021312432FLE, 021312402FLE, 021312403FLE |
| January 15, 2026 | 250,045 | | CCL01560-A, CCL006126-M, CCL01561-A, CCL006127-M, CCL01542-A, RAD-208158, RAD-208163, RAD-208164, RAD-208165, CCL006129-M, RAD-208166, CCL002927-X, CCL002928-X, RAD-208167, RAD-208168, CCL006130-M, CCL006123-M, CCL002929-X, CCL006124-M, CCL01574-A, CCL006125-M, CCL01568-A, CCL002930-X, CCL01569-A, CCL01575-A, CCL01576-A, CCL01577-A, CCL01578-A, CCL01579-A, CCL006131-M, CCL01580-A, CCL01582-A, CCL01581-A, CCL01584-A, CCL01583-A, CCL01585-A, CCL01601-A, CCL01586-A, CCL01603-A, 021303046FLE, 021312458FLE, 021312457FLE, 021312433FLE, 021312560FLE, |
| January 16, 2026 | 189,434 | | CCL01588-A, CCL01587-A, CCL01589-A, CCL006136-M, RAD-208169, RAD-208170, CCL006137-M, CCL006138-M, CCL002972-X, CCL002973-X, RAD-208171, CCL006140-M, RAD-208172, RAD-208173, RAD-208174, RAD-208175, CCL01608-A, CCL01600-A, CCL01609-A, CCL01610-A, CCL01611-A, CCL006143-M, CCL01612-A, CCL01613-A, CCL01614-A, CCL01616-A, CCL01615-A, 021312561FLE, 021302868FLE, 021312563FLE, 021312562FLE, 021303059FLE, CCL006132-M, CCL006134-M |
| January 17, 2026 | 50,383 | | CCL006146-M, CCL006147-M, CCL006149-M, CCL006141-M, CCL006135-M, CCL006142-M, CCL006148-M, CCL006145-M, 021312434FLE |
| January 18, 2026 | 71,460 | | CCL002979-X, CCL01643-A, CCL01644-A, CCL01642-A, CCL002974-X, CCL01628-A, RAD-208176, CCL01618-A, CCL006153-M, CCL01629-A, CCL01645-A, CCL01631-A, CCL01630-A |
| January 19, 2026 | 231,773 | | CCL01641-A, CCL01632-A, CCL01633-A, CCL01640-A, CCL01634-A, CCL01635-A, RAD-208177, CCL006154-M, RAD-208178, CCL006155-M, CCL002975-X, CCL006156-M, RAD-208179, RAD-208180, CCL006157-M, CCL006150-M, CCL002980-X, CCL006144-M, RAD-208181, CCL006151-M, CCL002976-X, CCL002978-X, CCL01657-A, CCL01658-A, CCL01659-A, CCL01660-A, CCL01662-A, CCL01664-A, CCL01663-A, CCL006160-M, CCL01665-A, CCL01661-A, CCL01682-A, CCL01681-A, CCL01680-A, CCL01678-A, CCL01679-A, 021312566FLE, 021312565FLE, 021312564FLE, 021312437FLE, 021312340FLE |

| | | | |
|---|---|---|---|
| January 20, 2026 | 199,765 | | RAD-208182, CCL01677-A, CCL006158-M, CCL006159-M, RAD-208183, CCL006161-M, RAD-208184, RAD-208185, CCL006152-M, RAD-208186, CCL006168-M, CCL002981-X, RAD-208187, CCL006162-M, CCL006163-M, CCL002982-X, RAD-208188, CCL002983-X, RAD-208189, CCL01688-A, CCL01687-A, CCL01691-A, CCL01692-A, CCL01689-A, CCL01690-A, CCL01694-A, CCL01695-A, CCL01699-A, CCL01696-A, CCL01698-A, CCL01697-A, CCL01693-A, 021312119FLE, 021312567FLE, 021303047FLE, 021302662FLE |
| January 21, 2026 | 236,578 | | CCL01700-A, CCL01701-A, RAD-208190, RAD-208191, RAD-208192, CCL002984-X, RAD-208193, CCL006166-M, CCL006167-M, CCL006169-M, RAD-208194, CCL006170-M, RAD-208195, CCL006171-M, CCL002985-X, CCL006172-M, CCL002986-X, RAD-208196, CCL006164-M, CCL006165-M, CCL002987-X, CCL01707-A, CCL01709-A, CCL01708-A, CCL01710-A, CCL01711-A, CCL01713-A, CCL01714-A, CCL006176-M, CCL01712-A, CCL01718-A, CCL01719-A, CCL01720-A, CCL01721-A, CCL01729-A, 021312436FLE, 021312344FLE, 021312568FLE, 021303048FLE, 021312569FLE, 021312233FLE, 021312570FLE, 021312438FLE |
| January 22, 2026 | 219,518 | | CCL006175-M, CCL006174-M, CCL01730-A, CCL01731-A, RAD-208197, CCL006178-M, RAD-208198, RAD-208199, CCL002988-X, CCL006179-M, RAD-208204, RAD-208205, CCL002989-X, CCL006185-M, CCL002990-X, CCL006186-M, CCL006173-M, RAD-208206, CCL002991-X, CCL01746-A, CCL01747-A, CCL006183-M, CCL01748-A, CCL006182-M, CCL01745-A, CCL01744-A, CCL01749-A, CCL01750-A, CCL01751-A, CCL01753-A, CCL01752-A, RAD-208203, 021312571FLE, 021303049FLE, 021312435FLE, 021312393FLE, 021312392FLE, 021312391FLE, 021312439FLE, 021312394FLE |
| January 23, 2026 | 192,953 | | CCL01754-A, CCL006181-M, CCL01755-A, CCL01756-A, CCL01757-A, CCL01758-A, RAD-208226, CCL002992-X, CCL006184-M, CCL002993-X, CCL006187-M, RAD-208200, CCL002994-X, CCL006188-M, CCL006199-M, CCL006180-M, RAD-208225, CCL01774-A, RAD-208201, CCL01775-A, CCL01776-A, RAD-208202, CCL01777-A, CCL01778-A, CCL01779-A, CCL01780-A, CCL006189-M, CCL01781-A, CCL01782-A, CCL01783-A, CCL01784-A, CCL01766-A, 021312460FLE, 021303067FLE, 021312396FLE, 021312395FLE |
| January 24, 2026 | 86,859 | | CCL006190-M, CCL01785-A, CCL01786-A, RAD-208207, CCL006191-M, CCL01788-A, CCL01789-A, CCL006192-M, CCL006193-M, CCL006195-M, RAD-208228, CCL006196-M, CCL006197-M, 021312441FLE, 021303050FLE, 021303051FLE |
| January 25, 2026 | 61,194 | | CCL01797-A, CCL003005-X, CCL003006-X, CCL01798-A, CCL01799-A, RAD-208227, CCL006201-M, CCL006200-M, CCL01801-A, CCL01802-A, CCL01803-A, CCL01800-A |
| January 26, 2026 | 269,570 | | CCL01804-A, RAD-208205, CCL006198-M, CCL01805-A, CCL01806-A, CCL01807-A, CCL01808-A, RAD-208209, CCL01809-A, CCL006202-M, CCL01810-A, CCL006203-M, CCL006204-M, CCL01811-A, CCL01812-A, CCL01813-A, RAD-208210, CCL01814-A, CCL006205-M, RAD-208211, CCL01824-A, RAD-208212, CCL01815-A, CCL01817-A, CCL006206-M, CCL003007-X, RAD-208213, CCL003022-X, CCL01821-A, CCL01820-A, CCL003021-X, CCL003008-X, CCL01822-A, CCL01823-A, CCL01827-A, CCL01828-A, CCL006209-M, CCL01829-A, CCL01830-A, CCL01831-A, CCL01832-A, CCL01833-A, 021312407FLE, 021312442FLE, 021303052FLE, 021312440FLE, 021312459FLE, 021312406FLE, 021303053FLE |
| January 27, 2026 | 259,322 | | CCL01835-A, CCL01834-A, CCL006207-M, CCL01835-A, CCL01836-A, CCL01837-A, CCL01839-A, CCL01838-A, CCL006210-M, CCL01840-A, CCL006211-M, RAD-208214, CCL01841-A, RAD-208215, CCL01842-A, CCL006212-M, RAD-208216, CCL006213-M, RAD-208217, RAD-208232, CCL006214-M, CCL003009-X, RAD-208218, RAD-208233, CCL003012-X, CCL006208-M, CCL01854-A, CCL003010-X, CCL01853-A, CCL003011-X, CCL01856-A, CCL01855-A, CCL01857-A, CCL01867-A, CCL01859-A, CCL01860-A, CCL01861-A, CCL01862-A, CCL01863-A, CCL01864-A, 021312408FLE, 020750889FLE, 021312411FLE, 021303054FLE, 021303060FLE, 021312397FLE, 021312410FLE, 021312461FLE |
| January 28, 2026 | 181,514 | | CCL01865-A, CCL01866-A, RAD-208220, CCL01868-A, CCL006218-M, RAD-208219, RAD-208221, RAD-208222, RAD-208223, CCL006219-M, CCL006220-M, CCL006221-M, CCL006222-M, RAD-208224, CCL003013-X, RAD-208231, CCL003014-X, CCL01884-A, CCL003015-X, CCL01885-A, CCL003016-X, CCL01886-A, CCL006225-M, CCL01887-A, 021312498FLE, 021312574FLE, 021302663FLE, 021312409FLE, 021312412FLE, 021312413FLE, 021312414FLE, 021302901FLE, 021312462FLE |
| January 29, 2026 | 184,536 | | 021312463FLE, CCL006216-M, RAD-208239, CCL006223-M, CCL006215-M, CCL006231-M, RAD-208240, RAD-208241, CCL003017-X, CCL006226-M, RAD-208229, CCL006232-M, RAD-208230, CCL003018-X, CCL006233-M, RAD-208234, CCL006234-M, CCL003019-X, RAD-208235, CCL003020-X, CCL006224-M, CCL006217-M, CCL006228-M, RAD-208236, 021312443FLE, 021312573FLE, 021312421FLE, 021312343FLE, 021302900FLE, 021312415FLE, 021303061FLE, 021312420FLE, 021312572FLE |

| | | | |
|---|---|---|---|
| | | | CCL01923-A, CCL01924-A, CCL01925-A, CCL006237-M, CCL01931-A, CCL01927-A, CCL006238-M, CCL003023-X, CCL006240-M, CCL003024-X, CCL006239-M, CCL01944-A, CCL01945-A, CCL01946-A, CCL01947-A, CCL01949-A, CCL01948-A, CCL01950-A, CCL006245-M, CCL01951-A, CCL01952-A, CCL006227-M, CCL006235-M, CCL006236-M, CCL006229-M, 021303055FLE, 021302902FLE, 021302898FLE, 021312575FLE, 021312576FLE, 021312464FLE, 021302903FLE |
| January 30, 2026 | 168,258 | | |
| January 31, 2026 | 77,055 | | CCL01953-A, CCL01954-A, CCL01955-A, CCL01956-A, CCL006246-M, CCL006241-M, CCL01957-A, CCL006247-M, CCL01958-A, CCL006244-M, CCL006242-M, CCL006243-M, CCL006248-M, 021312444FLE |
| **January 2026 Total** | **5,659,161** | - | |
| **February 2026** | | | |
| February 1, 2026 | 82,045 | | CCL01973-A, CCL01972-A, CCL006250-M, CCL003030-X, RAD-208252, CCL003025-X, CCL01966-A, CCL01974-A, CCL01975-A, CCL01976-A, CCL01977-A, CCL01978-A, CCL01990-A, CCL01979-A, CCL01980-A |
| February 2, 2026 | 224,664 | | CCL01981-A, RAD-208246, CCL01982-A, CCL01983-A, CCL006252-M, CCL01984-A, RAD-208247, RAD-208248, CCL006249-M, CCL006256-M, CCL01985-A, CCL01986-A, CCL01987-A, CCL006251-M, CCL003028-X, CCL003029-X, CCL006261-M, CCL006257-M, CCL006262-M, CCL003026-X, CCL003027-X, CCL01994-A, CCL01995-A, CCL01996-A, CCL01997-A, CCL006265-M, CCL01998-A, CCL02018-A, CCL02019-A, CCL02020-A, CCL01999-A, CCL02000-A, CCL02001-A, 021312422FLE, 021302905FLE, 021312586FLE, 021303056FLE, 021312341FLE, 021312445FLE, 021302904FLE, 021312577FLE |
| February 3, 2026 | 255,370 | | CCL006259-M, CCL02002-A, CCL006260-M, CCL02003-A, CCL02004-A, CCL02005-A, CCL006258-M, CCL02006-A, CCL02007-A, CCL006266-M, CCL02008-A, CCL006253-M, CCL02009-A, CCL006254-M, CCL02010-A, CCL02011-A, CCL02012-A, CCL003032-X, CCL02029-A, CCL003033-X, CCL02013-A, CCL02014-A, CCL006255-M, CCL003034-X, CCL003035-X, CCL02025-A, CCL02026-A, CCL02028-A, CCL02027-A, CCL006267-M, CCL02030-A, CCL02031-A, CCL02032-A, CCL02033-A, CCL02034-A, CCL02035-A, RAD-208254, CCL01992-A, 021312447FLE, 021312446FLE, 021302919FLE, 021312423FLE, 021302920FLE, 021312519FLE, 021303062FLE, 021302918FLE, 021312523FLE, CCL006264-M, CCL006263-M |
| February 4, 2026 | 220,542 | | CCL02036-A, CCL02037-A, CCL02038-A, RAD-208262, CCL02039-A, CCL02040-A, CCL02041-A, CCL02042-A, RAD-208264, CCL02043-A, CCL006268-M, CCL02044-A, CCL006269-M, CCL006270-M, CCL02045-A, CCL02046-A, CCL02047-A, CCL02052-A, CCL003036-X, CCL02048-A, CCL003037-X, RAD-208265, CCL02049-A, RAD-208266, RAD-208267, CCL006271-M, CCL003031-X, CCL006273-M, CCL003038-X, CCL02059-A, CCL02061-A, CCL02060-A, CCL02062-A, 021302921FLE, 021302665FLE, 021302922FLE, 021312465FLE, 021302923FLE, 021302924FLE, 021312580FLE |
| February 5, 2026 | 214,970 | | CCL02063-A, CCL02058-A, CCL02064-A, CCL02065-A, CCL02066-A, CCL02067-A, CCL02068-A, CCL006282-M, CCL006274-M, CCL006275-M, RAD-208269, RAD-208268, CCL02069-A, CCL006276-M, CCL003039-X, CCL006277-M, CCL003040-X, RAD-208276, RAD-208277, RAD-208278, RAD-208279, CCL003041-X, CCL006272-M, CCL006278-M, CCL003042-X, RAD-208280, CCL006281-M, CCL003043-X, CCL003044-X, CCL006283-M, 021312449FLE, 021312578FLE, 021312579FLE, 021302929FLE, 021302926FLE, 021312588FLE, 021302925FLE, 021312448FLE |
| February 6, 2026 | 176,682 | | CCL006280-M, CCL006284-M, CCL006285-M, CCL003045-X, CCL006286-M, CCL006287-M, CCL003047-X, CCL006288-M, CCL003048-X, CCL006279-M, CCL003049-X, CCL02090-A, CCL02091-A, CCL02092-A, CCL003046-X, CCL02093-A, RAD-208284, RAD-208285, RAD-208286, RAD-208287, RAD-208288, CCL006291-M, CCL006290-M, RAD-208289, CCL02096-A, 021312525FLE, 021302927FLE, 021312466FLE, 021303057FLE, 021303063FLE, 021312450FLE, 021302928FLE, CCL02094-A |
| February 7, 2026 | 56,690 | | RAD-208290, CCL006292-M, CCL006293-M, CCL006294-M, RAD-208291, CCL006295-M, RAD-208292, CCL006296-M, CCL006297-M, RAD-208293 |
| February 8, 2026 | 22,835 | | RAD-208294, RAD-208270, RAD-208271, CCL006298-M |
| February 9, 2026 | 214,203 | | CCL003050-X, CCL003051-X, CCL006299-M, CCL006305-M, CCL003052-X, CCL006300-M, CCL006301-M, CCL003057-X, CCL006302-M, CCL02107-A, CCL02108-A, CCL02109-A, CCL006303-M, CCL003053-X, CCL003054-X, CCL006304-M, CCL02110-A, CCL02111-A, CCL003055-X, CCL003056-X, CCL003058-X, CCL006309-M, CCL006310-M, RAD-208272, RAD-208273, RAD-208274, RAD-208275, RAD-208295, RAD-208296, RAD-208297, RAD-208298, 021312451FLE, 021312582FLE, 021312526FLE, 021312587FLE, 021312581FLE, 021312591FLE, 021312583FLE, 021312327FLE |

| | | | |
|---|---|---|---|
| February 10, 2026 | 280,307 | | RAD-208299, RAD-208303, CCL006308-M, RAD-208304, RAD-208300, CCL003060-X, RAD-208301, CCL003061-X, RAD-208302, RAD-208305, RAD-208306, CCL006311-M, RAD-208307, RAD-208308, CCL003062-X, CCL003063-X, CCL003064-X, RAD-208309, CCL003065-X, CCL006312-M, CCL003059-X, CCL006313-M, CCL006314-M, CCL006307-M, CCL003066-X, CCL003067-X, CCL003068-X, CCL003069-X, RAD-208310, CCL003070-X, CCL003071-X, CCL003072-X, RAD-208311, CCL003073-X, CCL003074-X, CCL003086-X, RAD-208312, CCL003075-X, CCL003079-X, RAD-208322, CCL003077-X, CCL003078-X, CCL003080-X, CCL006317-M, 021312527FLE, 021302978FLE, 021312467FLE, 021302930FLE, 021303064FLE, 021303087FLE, 021303086FLE, 021303085FLE |
| February 11, 2026 | 230,593 | | CCL006318-M, RAD-208313, RAD-208314, CCL006319-M, RAD-208315, RAD-208316, CCL003081-X, RAD-208317, CCL003082-X, CCL003083-X, CCL003084-X, CCL006320-M, CCL003085-X, CCL006321-M, RAD-208318, RAD-208319, RAD-208320, RAD-208321, CCL003087-X, CCL003088-X, CCL003089-X, CCL003090-X, RAD-208323, CCL003092-X, RAD-208324, CCL003093-X, RAD-208326, CCL003094-X, RAD-208327, RAD-208328, CCL006325-M, RAD-208329, CCL006323-M, CCL006324-M, CCL006315-M, CCL006316-M, CCL006322-M, RAD-208325, CCL02119-A, 021302934FLE, 021302932FLE, 021302933FLE, 021303069FLE, 021312528FLE, 021302931FLE, 021312452FLE |
| February 12, 2026 | 225,549 | | RAD-208330, RAD-208331, RAD-208332, RAD-208333, RAD-208334, CCL006326-M, RAD-208335, CCL003099-X, CCL003100-X, CCL003095-X, CCL006328-M, CCL006329-M, CCL006327-M, CCL006331-M, CCL003096-X, RAD-208336, CCL003097-X, CCL003101-X, CCL003102-X, CCL003098-X, CCL003103-X, CCL003104-X, CCL003105-X, CCL003107-X, CCL006332-M, CCL003108-X, CCL003109-X, CCL003110-X, CCL006334-M, CCL003111-X, CCL006333-M, CCL006330-M, 021302977FLE, 021302981FLE, 021302939FLE, 021302935FLE, 021303065FLE, 021302936FLE, 021302937FLE, 021312592FLE, 021312329FLE |
| February 13, 2026 | 251,877 | | CCL003112-X, RAD-208338, CCL003113-X, RAD-208339, CCL006335-M, RAD-208340, CCL003114-X, CCL003115-X, RAD-208341, CCL003116-X, CCL003117-X, CCL006336-M, RAD-208342, CCL003119-X, CCL003118-X, CCL003120-X, CCL006338-M, CCL006337-M, RAD-208344, CCL003122-X, CCL003121-X, RAD-208343, CCL003123-X, CCL003125-X, CCL003126-X, CCL003124-X, CCL003127-X, CCL003129-X, RAD-208345, CCL003128-X, CCL003130-X, CCL003131-X, CCL003132-X, CCL003133-X, RAD-208346, CCL003134-X, CCL006339-M, RAD-208347, CCL003135-X, CCL003136-X, CCL003137-X, CCL003138-X, 021312454FLE, 021302979FLE, 021302980FLE, 021312453FLE |
| February 14, 2026 | 131,926 | | CCL003139-X, RAD-208348, CCL006340-M, RAD-208349, CCL006341-M, CCL003140-X, CCL003141-X, CCL006343-M, CCL003142-X, CCL006342-M, CCL003143-X, CCL003144-X, RAD-208350, CCL003145-X, CCL006345-M, CCL003146-X, RAD-208351, CCL006346-M, CCL003147-X, CCL003148-X, CCL003149-X, CCL003150-X, CCL006344-M, RAD-208352, CCL02151-A |
| February 15, 2026 | 34,010 | | RAD-208353, CCL006347-M, RAD-208358, CCL003155-X, CCL003159-X, CCL003245-X, CCL003158-X |
| February 16, 2026 | 296,221 | | CCL003153-X, CCL006348-M, RAD-208359, CCL003156-X, CCL006349-M, CCL003160-X, RAD-208362, RAD-208360, CCL003162-X, CCL006351-M, CCL003161-X, RAD-208355, CCL006350-M, CCL003163-X, CCL003189-X, CCL003217-X, CCL003216-X, CCL003215-X, CCL003152-X, RAD-208356, CCL003242-X, RAD-208357, RAD-208363, RAD-208354, CCL003214-X, CCL006352-M, CCL003246-X, CCL006353-M, CCL003244-X, CCL006354-M, CCL003213-X, RAD-208364, CCL003212-X, CCL003211-X, CCL003210-X, CCL003209-X, CCL003208-X, CCL003191-X, CCL003190-X, CCL003206-X, RAD-208365, CCL003205-X, RAD-208366, CCL003204-X, CCL003203-X, CCL003202-X, CCL003201-X, CCL006356-M, CCL006357-M, 021312530FLE, 021312593FLE, 021312328FLE, 021312529FLE, 021312469FLE, 021312455FLE, CCL006355-M |
| February 17, 2026 | 298,450 | | RAD-208367, RAD-208368, CCL003200-X, CCL003199-X, RAD-208369, CCL003196-X, CCL003207-X, CCL003235-X, CCL006358-M, CCL003236-X, CCL006363-M, RAD-208376, CCL006359-M, RAD-208377, RAD-208378, CCL003198-X, RAD-208379, CCL003195-X, CCL006360-M, CCL003194-X, RAD-208380, CCL003193-X, RAD-208382, RAD-208383, CCL003197-X, CCL006361-M, RAD-208384, CCL003192-X, CCL003240-X, CCL003239-X, CCL006362-M, CCL003238-X, CCL003237-X, CCL003224-X, CCL003241-X, CCL003234-X, CCL003233-X, RAD-208385, CCL003232-X, RAD-208386, CCL003231-X, CCL003230-X, CCL003229-X, CCL003222-X, CCL006365-M, CCL006366-M, CCL003228-X, CCL006367-M, 021302983FLE, 021303028FLE, 021303029FLE, 021303066FLE, 021312531FLE, |

| | | | |
|---|---|---|---|
| February 18, 2026 | 236,532 | | CCL003227-X, CCL003226-X, CCL006368-M, CCL003221-X, CCL003225-X, CCL003223-X, RAD-208393, RAD-208387, RAD-208388, RAD-208389, CCL003220-X, RAD-208390, RAD-208391, CCL006369-M, RAD-208392, CCL003219-X, CCL003218-X, CCL003164-X, CCL003165-X, RAD-208394, RAD-208395, RAD-208370, CCL003167-X, CCL006372-M, RAD-208371, RAD-208372, CCL006373-M, CCL003166-X, RAD-208375, CCL003169-X, CCL006380-M, CCL006381-M, RAD-208396, CCL006364-M, 021302987FLE, 021302984FLE, 021312595FLE, 021302986FLE, 021302985FLE, 021312532FLE, 021303070FLE, 021303030FLE, 021312331FLE |
| February 19, 2026 | 237,473 | | CCL003174-X, CCL003175-X, CCL003176-X, CCL006382-M, RAD-208397, RAD-208398, RAD-208399, RAD-208373, CCL003170-X, CCL006375-M, RAD-208374, CCL003171-X, CCL003177-X, CCL003178-X, CCL003172-X, CCL003173-X, RAD-208361, CCL003179-X, RAD-208400, CCL003180-X, CCL006370-M, RAD-208401, CCL006371-M, CCL003181-X, CCL006384-M, RAD-208402, CCL006386-M, RAD-208403, CCL003188-X, CCL003247-X, CCL003248-X, CCL003249-X, CCL006376-M, CCL003251-X, CCL003253-X, CCL006377-M, CCL003254-X, CCL003255-X, CCL003256-X, 021312594FLE, 021303071FLE, 021302988FLE, 021494128FLE |
| February 20, 2026 | 264,080 | | CCL003182-X, CCL006385-M, CCL006378-M, CCL006379-M, RAD-208404, CCL003183-X, RAD-208405, RAD-208406, RAD-208407, CCL003184-X, RAD-208408, CCL003185-X, RAD-208409, CCL003186-X, CCL003304-X, CCL006383-M, CCL003279-X, CCL003300-X, RAD-208410, CCL006390-M, CCL003280-X, CCL003299-X, CCL006389-M, CCL003301-X, CCL003302-X, CCL003303-X, CCL003281-X, CCL003283-X, CCL003284-X, CCL003285-X, CCL003286-X, CCL003273-X, RAD-208413, CCL003287-X, CCL003288-X, CCL003289-X, CCL003274-X, RAD-208414, RAD-208411, CCL003290-X, CCL003275-X, CCL003291-X, CCL003292-X, CCL003282-X, CCL02186-A, CCL02189-A, CCL003250-X, 021303031FLE, 021312534FLE, 021302989FLE, 021302990FLE, 021312535FLE |
| February 21, 2026 | 187,910 | | CCL003276-X, CCL003293-X, CCL006391-M, CCL006388-M, CCL006392-M, CCL006393-M, CCL006387-M, CCL003294-X, CCL003277-X, CCL003296-X, CCL006395-M, CCL003278-X, CCL006394-M, CCL003297-X, CCL006396-M, CCL003324-X, RAD-208412, CCL003325-X, RAD-208429, CCL003326-X, CCL003268-X, CCL003269-X, CCL006397-M, RAD-208430, CCL003271-X, CCL003272-X, RAD-208431, RAD-208432, CCL003318-X, CCL003323-X, CCL003322-X, CCL003321-X, CCL003320-X, CCL003353-X, CCL003354-X |
| February 22, 2026 | 45,362 | | RAD-208434, RAD-208433, RAD-208435, CCL006401-M, RAD-208436, CCL006400-M, RAD-208415, RAD-208416 |
| February 23, 2026 | 159,751 | | RAD-208417, CCL003317-X, CCL006402-M, CCL006403-M, CCL003355-X, CCL003357-X, RAD-208418, CCL003356-X, CCL003270-X, CCL006398-M, RAD-208421, CCL006405-M, CCL006399-M, RAD-208422, CCL006407-M, CCL003361-X, RAD-208419, RAD-208420, CCL003360-X, RAD-208423, CCL003362-X, CCL006418-M, CCL006408-M, CCL003370-X, CCL003371-X, 021312536FLE, 021312537FLE, 021312597FLE, 021312538FLE |
| February 24, 2026 | 264,483 | | RAD-208424, CCL003363-X, RAD-208425, CCL003365-X, CCL003364-X, CCL003372-X, RAD-208443, CCL003373-X, RAD-208444, CCL006419-M, RAD-208445, CCL006426-M, CCL003366-X, RAD-208446, CCL003367-X, RAD-208426, RAD-208427, RAD-208428, CCL006404-M, CCL003369-X, CCL006406-M, RAD-208437, CCL003374-X, CCL006424-M, CCL006420-M, CCL003383-X, CCL003368-X, CCL003375-X, RAD-208438, RAD-208439, RAD-208440, RAD-208441, CCL003377-X, CCL003379-X, CCL003380-X, CCL003378-X, RAD-208447, CCL006425-M, CCL003381-X, CCL003382-X, CCL003399-X, CCL003400-X, CCL006410-M, CCL003416-X, 021302991FLE, 021312598FLE, 021302992FLE, 021312539FLE, |
| February 25, 2026 | 229,430 | | CCL003386-X, CCL006423-M, CCL006422-M, CCL006421-M, CCL003420-X, RAD-208442, RAD-208448, CCL003418-X, CCL003415-X, RAD-208449, RAD-208450, RAD-208451, CCL006411-M, CCL003414-X, RAD-208452, CCL006412-M, CCL006414-M, CCL003413-X, RAD-208453, CCL003417-X, RAD-208454, CCL006417-M, CCL003419-X, RAD-208455, CCL003411-X, CCL003412-X, CCL003410-X, CCL003409-X, CCL003396-X, CCL006435-M, RAD-208457, RAD-208458, RAD-208459, CCL006436-M, RAD-208460, CCL006437-M, CCL003397-X, 021302995FLE, 021302996FLE, 021312599FLE, 021312589FLE, 021302993FLE |
| February 26, 2026 | 189,352 | | CCL003398-X, RAD-208461, CCL003408-X, CCL003407-X, RAD-208471, RAD-208462, RAD-208464, RAD-208463, CCL003401-X, RAD-208465, CCL006427-M, CCL006413-M, CCL006430-M, CCL006415-M, CCL006416-M, RAD-208466, RAD-208467, RAD-208468, RAD-208469, CCL003406-X, RAD-208470, CCL003403-X, CCL003405-X, CCL006431-M, CCL003402-X, CCL003421-X, CCL006432-M, CCL003395-X, CCL006438-M, CCL02222-A, 021312600FLE, 021303072FLE, 021303073FLE, 021312541FLE, CCL006439-M, CCL003384-X, CCL003388-X |

| | | | |
|---|---|---|---|
| February 27, 2026 | 181,108 | 10,565 | RAD-208456, CCL006429-M, RAD-208473, CCL003422-X, CCL003423-X, CCL003469-X, CCL006433-M, CCL003424-X, RAD-208474, CCL003425-X, CCL003426-X, CCL006440-M, CCL006434-M, CCL003429-X, CCL006442-M, CCL006443-M, RAD-208475, RAD-208476, CCL003428-X, CCL003427-X, CCL003430-X, CCL003431-X, CCL003432-X, CCL006444-M, CCL003433-X, CCL003434-X, CCL006445-M, RAD-208477, CCL003435-X, 021312540FLE , 021312542FLE , 021494135FLE , 021494136FLE, 021494130FLE, 021494131FLE |
| February 28, 2026 | 73,477 | | CCL003436-X, CCL006441-M, CCL003437-X, RAD-208478, CCL006446-M, CCL006447-M, CCL006448-M, RAD-208479, RAD-208480, CCL006449-M, RAD-208481, CCL003445-X, CCL003438-X |
| **February 2026 Total** | **5,285,892** | **10,565** | |
| **March 2026** | | | |
| March 1, 2026 | 61,426 | | RAD-208482, CCL006450-M, RAD-208483, CCL006451-M, CCL003440-X, RAD-208484, CCL003385-X, RAD-208485, CCL003439-X, RAD-208472, CCL003441-X |
| March 2, 2026 | 233,823 | | CCL003442-X, RAD-208486, CCL006452-M, CCL003443-X, RAD-208487, CCL006453-M, CCL003444-X, RAD-208488, RAD-208489, RAD-208490, CCL006454-M, CCL02249-A, CCL02250-A, RAD-208491, CCL02251-A, CCL003470-X, CCL02252-A, CCL006455-M, CCL003471-X, CCL006456-M, CCL02253-A, CCL006458-M, CCL003473-X, RAD-208492, CCL003474-X, RAD-208493, CCL02261-A, RAD-208494, CCL003475-X, RAD-208495, CCL003476-X, CCL003477-X, CCL006459-M, RAD-208496, CCL02262-A, CCL003478-X, CCL02263-A, CCL003479-X, CCL02264-A, CCL02260-A, 021312544FLE, 021312545FLE, 021494137FLE |
| March 3, 2026 | 250,066 | | CCL003480-X, RAD-208499, RAD-208497, RAD-208498, CCL006460-M, CCL003481-X, CCL02266-A, CCL003482-X, CCL006461-M, CCL006462-M, CCL003483-X, RAD-208501, CCL003484-X, RAD-208500, CCL006466-M, CCL003485-X, RAD-208502, CCL003455-X, CCL003454-X, CCL006457-M, CCL006467-M, RAD-208503, RAD-208504, CCL003453-X, RAD-208505, RAD-208506, CCL003452-X, CCL003451-X, RAD-208507, CCL003450-X, CCL02272-A, CCL006468-M, CCL003449-X, CCL003448-X, CCL02273-A, CCL006469-M, CCL003387-X, CCL02274-A, 021302938FLE, 021312546FLE, 021312596FLE, 021302941FLE, 021302940FLE, |
| March 4, 2026 | 290,264 | | RAD-208508, CCL003389-X, RAD-208509, CCL006470-M, RAD-208510, CCL006464-M, RAD-208511, CCL006465-M, RAD-208512, CCL003447-X, CCL003446-X, CCL003456-X, RAD-208513, CCL02275-A, CCL006471-M, CCL003457-X, CCL02276-A, CCL003458-X, CCL003459-X, RAD-208514, RAD-208515, RAD-208516, CCL003460-X, CCL003461-X, RAD-208517, CCL006473-M, CCL006474-M, CCL003462-X, CCL003463-X, CCL003464-X, RAD-208518, CCL003465-X, RAD-208519, CCL003468-X, RAD-208522, CCL003466-X, CCL003467-X, CCL02281-A, CCL000104-CC, RAD-208531, CCL006476-M, CCL000105-CC, CCL02282-A, CCL02283-A, RAD-208532, 021312524FLE, 021302947FLE, 021302906FLE, 021302943FLE, 021302869FLE, 021302945FLE, 021302944FLE |
| March 5, 2026 | 314,136 | | CCL02284-A, CCL006477-M, CCL000106-CC, CCL000109-CC, RAD-208533, CCL02286-A, CCL000107-CC, CCL000108-CC, CCL000111-CC, CCL000112-CC, CCL006472-M, RAD-208523, CCL006478-M, RAD-208524, CCL000110-CC, CCL006479-M, RAD-208525, RAD-208526, CCL000113-CC, RAD-208527, CCL000114-CC, CCL000115-CC, CCL006480-M, RAD-208528, CCL006481-M, RAD-208529, RAD-208530, CCL006475-M, RAD-208534, CCL003390-X, CCL003391-X, CCL003392-X, CCL003494-X, CCL000116-CC, RAD-208535, CCL000117-CC, RAD-208536, CCL000118-CC, CCL02295-A, CCL02296-A, CCL003393-X, CCL02297-A, RAD-208537, CCL02298-A, CCL000119-CC, CCL006482-M, CCL000120-CC, CCL000121-CC, CCL02299-A, CCL02285-A, CCL003495-X, 021494138FLE, 021302908FLE, 021302949FLE, 021302950FLE, 021303074FLE, 021302907FLE, 021302948FLE, 021312543FLE, 021302946FLE |
| March 6, 2026 | 218,031 | | CCL02300-A, CCL000122-CC, CCL02301-A, CCL000123-CC, RAD-208538, CCL000124-CC, CCL000125-CC, CCL006483-M, CCL006484-M, RAD-208539, CCL000126-CC, RAD-208540, CCL006485-M, CCL000127-CC, CCL000128-CC, CCL006486-M, CCL006487-M, RAD-208520, CCL000129-CC, RAD-208521, RAD-208541, CCL006488-M, CCL006489-M, CCL000130-CC, CCL02310-A, CCL02311-A, CCL02312-A, CCL02313-A, CCL006490-M, RAD-208542, RAD-208543, RAD-208544, CCL000100-CC, CCL006491-M, CCL006492-M, 021302870FLE , 021494141FLE , 021494140FLE , 021312547FLE |
| March 7, 2026 | 109,940 | | CCL02314-A, CCL02315-A, CCL02316-A, CCL02317-A, CCL02318-A, CCL02319-A, RAD-208545, CCL006493-M, CCL006494-M, RAD-208546, RAD-208547, RAD-208548, CCL000131-CC, CCL000103-CC, CCL006495-M, CCL006496-M, CCL000132-CC, CCL006497-M, CCL000133-CC, 021312548FLE |
| March 8, 2026 | 62,120 | | CCL007001-M, CCL000146-CC, CCL000147-CC, CCL000148-CC, CCL000149-CC, CCL006498-M, RAD-208557, CCL006499-M, RAD-208558, CCL000150-CC, RAD-208559 |

| | | | |
|---|---|---|---|
| March 9, 2026 | 277,257 | | RAD-208560, CCL000151-CC, CCL000152-CC, CCL000153-CC, CCL000154-CC, CCL000134-CC, CCL006500-M, CCL000135-CC, RAD-208561, CCL007002-M, CCL000136-CC, CCL000137-CC, CCL000138-CC, CCL000139-CC, RAD-208562, RAD-208563, CCL000141-CC, CCL006996-M, CCL000142-CC, CCL006997-M, CCL007003-M, CCL000155-CC, RAD-208564, RAD-208549, RAD-208550, CCL000165-CC, RAD-208566, CCL000140-CC, CCL000166-CC, RAD-208551, CCL007008-M, CCL000144-CC, CCL000145-CC, CCL000143-CC, CCL000156-CC, RAD-208552, CCL003487-X, CCL003486-X, CCL003488-X, CCL000157-CC, CCL003493-X, CCL000158-CC, CCL003491-X, CCL000159-CC, CCL000160-CC, CCL003490-X, 021302953FLE, 021494142FLE, 021302952FLE, 021302951FLE |
| March 10, 2026 | 273,145 | | CCL000161-CC, CCL007006-M, CCL000163-CC, CCL007007-M, RAD-208567, CCL007005-M, RAD-208568, CCL007004-M, RAD-208569, RAD-208570, CCL000167-CC, CCL007000-M, RAD-208571, RAD-208553, CCL000168-CC, CCL000169-CC, RAD-208554, CCL000170-CC, RAD-208555, CCL000171-CC, CCL006999-M, RAD-208556, RAD-208565, CCL000174-CC, CCL006998-M, CCL000172-CC, CCL000173-CC, CCL000176-CC, CCL000179-CC, RAD-208573, RAD-208574, CCL000178-CC, RAD-208575, RAD-208576, CCL000180-CC, RAD-208577, CCL000177-CC, RAD-208578, CCL023178-A, 021312549FLE, 021312470FLE, 021312468FLE, 021302955FLE, 021302871FLE, 021494146FLE, 021302958FLE, 021302954FLE, 021494149FLE, 021302956FLE, |
| March 11, 2026 | 237,410 | | CCL000181-CC, RAD-208579, CCL007009-M, CCL000182-CC, CCL007014-M, RAD-208580, CCL007013-M, CCL007021-M, CCL000183-CC, CCL007015-M, CCL007016-M, RAD-208581, RAD-208582, CCL000184-CC, RAD-208583, CCL000185-CC, CCL007017-M, RAD-208584, RAD-208585, CCL007012-M, CCL000186-CC, CCL000187-CC, CCL000188-CC, CCL000189-CC, CCL000191-CC, CCL000190-CC, RAD-208586, RAD-208588, CCL000192-CC, CCL000193-CC, CCL007018-M, CCL000194-CC, CCL000195-CC, CCL000196-CC, 021302957FLE, 021303075FLE, 021312550FLE, 021312590FLE, 021302960FLE, 021494182FLE, 021302959FLE, 021312471FLE, 021312472FLE |
| March 12, 2026 | 206,421 | | CCL000197-CC, CCL000198-CC, CCL007019-M, RAD-208589, CCL007020-M, RAD-208590, CCL007022-M, RAD-208591, CCL007023-M, RAD-208592, CCL007024-M, RAD-208593, RAD-208594, RAD-208595, RAD-208596, CCL007025-M, CCL007026-M, CCL000199-CC, RAD-208598, CCL003528-X, CCL000202-CC, CCL000200-CC, CCL000201-CC, RAD-208604, RAD-208605, RAD-208606, CCL007027-M, CCL007028-M, RAD-208607, 021494198FLE, 021312473FLE, 021302969FLE, 021494199FLE, 021494209FLE, 021494208FLE, 021302961FLE, 021494200FLE, |
| March 13, 2026 | 211,605 | | CCL007029-M, CCL000203-CC, CCL007030-M, RAD-208608, CCL000204-CC, RAD-208609, CCL000205-CC, CCL000206-CC, CCL007031-M, CCL000207-CC, RAD-208610, CCL007032-M, RAD-208611, CCL000213-CC, CCL000208-CC, RAD-208600, CCL000209-CC, RAD-208601, CCL007033-M, CCL007034-M, RAD-208587, CCL000210-CC, RAD-208602, CCL000211-CC, CCL000212-CC, RAD-208603, CCL000214-CC, RAD-208599, CCL000215-CC, CCL007035-M, CCL007036-M, 021494206FLE , 021494183FLE , 021494201FLE , 021302970FLE , 021302971FLE , |
| March 14, 2026 | 95,015 | | CCL007037-M, RAD-208612, CCL007038-M, CCL007039-M, CCL007040-M, CCL000218-CC, RAD-208613, CCL007041-M, CCL007042-M, RAD-208614, RAD-208615, CCL000219-CC, CCL000220-CC, CCL000221-CC, CCL000222-CC, CCL000223-CC, 021494207FLE |
| March 15, 2026 | 45,450 | | RAD-208597, CCL000224-CC, RAD-208616, RAD-208617, CCL007043-M, CCL000225-CC, CCL000227-CC, RAD-208618 |
| March 16, 2026 | 238,292 | | CCL000228-CC, CCL000229-CC, CCL000230-CC, CCL000231-CC, CCL000232-CC, CCL007044-M, RAD-208619, CCL000233-CC, RAD-208620, CCL000234-CC, CCL007045-M, CCL007046-M, RAD-208621, CCL007047-M, CCL000245-CC, CCL007048-M, RAD-208622, CCL000235-CC, CCL007049-M, CCL000237-CC, CCL000236-CC, CCL000238-CC, RAD-208623, CCL000239-CC, CCL007050-M, CCL000242-CC, CCL000243-CC, RAD-208624, CCL007051-M, CCL000240-CC, RAD-208625, CCL000244-CC, CCL000246-CC, RAD-208634, CCL000247-CC, CCL000241-CC, CCL000258-CC, CCL000259-CC, 021494213FLE, 021494184FLE, 021494228FLE, 021494211FLE, 021494210FLE |
| March 17, 2026 | 230,722 | | CCL000260-CC, CCL000262-CC, CCL000261-CC, RAD-208636, CCL007061-M, CCL007060-M, CCL007062-M, RAD-208637, CCL007052-M, RAD-208626, CCL007053-M, RAD-208627, RAD-208628, CCL000248-CC, RAD-208629, RAD-208630, RAD-208632, CCL007059-M, CCL000263-CC, CCL007056-M, RAD-208631, RAD-208633, CCL000265-CC, CCL000266-CC, CCL000267-CC, RAD-208638, CCL000268-CC, CCL000269-CC, RAD-208639, CCL000270-CC, RAD-208640, CCL000271-CC, CCL000272-CC, CCL000249-CC, RAD-208635, CCL000250-CC, 021494215FLE, 021494232FLE, 021302909FLE, 021302872FLE, 021494212FLE |

| | | | |
|---|---|---|---|
| March 18, 2026 | 217,248 | | CCL000251-CC, CCL000252-CC, RAD-208641, RAD-208642, CCL007054-M, CCL007055-M, RAD-208643, CCL007057-M, RAD-208644, CCL007058-M, CCL007063-M, RAD-208645, CCL007064-M, RAD-208646, RAD-208647, CCL000253-CC, CCL007065-M, CCL000254-CC, RAD-208648, RAD-208649, CCL007066-M, RAD-208650, CCL000255-CC, CCL000256-CC, CCL000257-CC, CCL000274-CC, CCL000275-CC, CCL000276-CC, CCL007067-M, RAD-208651, CCL000287-CC, CCL000273-CC, CCL000292-CC, 021494133FLE, 021312475FLE, 021303076FLE, 021302873FLE, 021494233FLE, 021494214FLE, 021494229FLE |
| March 19, 2026 | 281,179 | | RAD-208652, CCL000288-CC, CCL007068-M, CCL000289-CC, CCL000290-CC, RAD-208653, CCL000291-CC, CCL000293-CC, RAD-208654, CCL000294-CC, RAD-208655, RAD-208656, CCL007069-M, RAD-208657, CCL007071-M, CCL000277-CC, CCL007070-M, CCL007072-M, CCL007073-M, RAD-208658, CCL000278-CC, RAD-208659, RAD-208660, CCL007076-M, RAD-208661, RAD-208662, CCL000279-CC, CCL000280-CC, CCL000281-CC, CCL000282-CC, CCL000283-CC, CCL000284-CC, CCL000285-CC, CCL007075-M, CCL000286-CC, CCL007077-M, RAD-208664, RAD-208663, RAD-208665, CCL007078-M, 021494227FLE , 021302910FLE , 021494239FLE , 021494134FLE , 021494218FLE , 021494217FLE , 021302911FLE , 021494226FLE , 021494219FLE , |
| March 20, 2026 | 193,562 | | CCL000295-CC, CCL000296-CC, CCL000297-CC, CCL000298-CC, CCL000299-CC, CCL000300-CC, CCL000301-CC, CCL007079-M, RAD-208671, RAD-208666, RAD-208667, RAD-208668, CCL007080-M, RAD-208669, RAD-208670, RAD-208672, CCL007081-M, CCL007082-M, CCL007083-M, CCL000302-CC, CCL000303-CC, CCL000304-CC, CCL000305-CC, CCL000306-CC, CCL000307-CC, CCL007084-M, CCL007085-M, RAD-208673, 021494220FLE, 021494221FLE, 021494237FLE, 021494231FLE, 021494216FLE, 021494148FLE, |
| March 21, 2026 | 100,490 | | CCL000308-CC, CCL000309-CC, CCL007087-M, CCL007088-M, CCL000310-CC, RAD-208674, CCL007089-M, CCL007090-M, RAD-208675, RAD-208676, RAD-208677, CCL007086-M, CCL007091-M, CCL000311-CC, CCL000312-CC, RAD-208678, CCL007092-M, 021494222FLE |
| March 22, 2026 | 61,815 | | RAD-208679, CCL000313-CC, RAD-208680, CCL000315-CC, CCL000314-CC, CCL007093-M, RAD-208681, CCL000317-CC, CCL000316-CC, RAD-208682, RAD-208683 |
| March 23, 2026 | 225,845 | | CCL000319-CC, CCL000320-CC, CCL000318-CC, CCL000321-CC, RAD-208684, CCL000322-CC, CCL000323-CC, RAD-208685, CCL007094-M, CCL000324-CC, CCL007095-M, CCL000325-CC, CCL007096-M, CCL007097-M, CCL000326-CC, CCL007098-M, CCL007099-M, CCL007100-M, CCL000327-CC, RAD-208686, RAD-208688, RAD-208687, RAD-208689, CCL000328-CC, CCL000330-CC, CCL000331-CC, CCL000332-CC, CCL000333-CC, CCL000334-CC, CCL000335-CC, RAD-208691, CCL000336-CC, CCL007101-M, CCL000337-CC, CCL02411-A, 021494147FLE, 021494234FLE, 021494291FLE, 021494290FLE, 021494260FLE, 021494223FLE, 021494230FLE, CCL000341-CC, |
| March 24, 2026 | 237,933 | | CCL000338-CC, RAD-208692, RAD-208690, RAD-208693, RAD-208694, CCL007102-M, RAD-208695, CCL007103-M, CCL007104-M, RAD-208696, CCL007105-M, RAD-208697, CCL007106-M, RAD-208698, CCL007107-M, RAD-208699, CCL000329-CC, RAD-208700, CCL007110-M, CCL000342-CC, CCL000344-CC, CCL000345-CC, CCL000346-CC, CCL007108-M, CCL000347-CC, CCL000350-CC, RAD-208702, CCL000351-CC, RAD-208701, CCL000352-CC, RAD-208703, CCL000353-CC, RAD-208704, CCL007109-M, 021494264FLE, 021312477FLE, 021494263FLE, 021494295FLE, 021302893FLE, 021494261FLE, 021312235FLE, 021494262FLE, 021302892FLE, CCL000339-CC, CCL000348-CC |
| March 25, 2026 | 241,441 | | RAD-208705, CCL000354-CC, CCL000355-CC, RAD-208706, CCL000356-CC, RAD-208707, CCL000358-CC, RAD-208708, CCL007111-M, CCL007112-M, CCL007115-M, CCL000359-CC, CCL007114-M, RAD-208709, CCL000360-CC, CCL000361-CC, RAD-208710, CCL007116-M, RAD-208712, RAD-208711, CCL007117-M, RAD-208714, RAD-208713, RAD-208715, CCL000362-CC, CCL000364-CC, CCL000365-CC, CCL000363-CC, CCL000366-CC, CCL007119-M, CCL000357-CC, CCL000373-CC, CCL000374-CC, CCL000375-CC, RAD-208720, 021494265FLE, 021312478FLE, 021312479FLE, 021302894FLE, 021494236FLE, 021494296FLE, 021494267FLE, 021494268FLE, 021494266FLE, |
| March 26, 2026 | 238,087 | | RAD-208716, CCL000376-CC, CCL000367-CC, CCL000368-CC, RAD-208717, CCL000369-CC, RAD-208718, RAD-208719, CCL000378-CC, CCL000383-CC, RAD-208721, CCL007124-M, RAD-208723, CCL007123-M, RAD-208722, CCL007121-M, CCL007122-M, RAD-208724, RAD-208725, RAD-208726, CCL007125-M, RAD-208727, CCL007126-M, CCL007127-M, CCL000382-CC, CCL000370-CC, CCL000372-CC, CCL000371-CC, CCL000379-CC, CCL000381-CC, CCL000380-CC, RAD-208728, RAD-208729, CCL007128-M, RAD-208730, CCL007129-M, 021494292FLE, 021312481FLE, 021494269FLE, 021494297FLE, 021494235FLE, |

| | | | |
|---|---|---|---|
| March 27, 2026 | 204,872 | | RAD-208731, CCL000377-CC, CCL000389-CC, CCL000384-CC, CCL000385-CC, CCL000386-CC, CCL007130-CC, RAD-208732, CCL007131-M, CCL000387-CC, CCL000390-CC, CCL000388-CC, RAD-208733, CCL007132-M, RAD-208734, CCL007133-M, RAD-208735, CCL007134-M, RAD-208736, CCL007135-M, CCL000391-CC, CCL000392-CC, CCL000394-CC, CCL000393-CC, RAD-208737, RAD-208738, RAD-208739, CCL007136-M, CCL007137-M, CCL000398-CC, 021303077FLE , 021494298FLE , 021494270FLE , 021494272FLE , 021494299FLE , |
| March 28, 2026 | 122,948 | | RAD-208745, CCL000399-CC, RAD-208746, CCL000396-CC, CCL000401-CC, CCL000400-CC, CCL000397-CC, CCL007138-M, RAD-208747, CCL007139-M, RAD-208748, CCL007142-M, CCL007140-M, CCL000402-CC, RAD-208749, CCL000403-CC, CCL007141-M, CCL007143-M, CCL000404-CC, RAD-208750, 021494273FLE, 021494274FLE |
| March 29, 2026 | 44,415 | | CCL000405-CC, CCL007144-M, RAD-208751, CCL007145-M , CCL000406-CC, CCL000407-CC, RAD-208752, CCL000409-CC |
| March 30, 2026 | 221,266 | | CCL000408-CC, CCL000410-CC, CCL000411-CC, CCL007146-M, RAD-208753, CCL007147-M, CCL007148-M, CCL000412-CC, RAD-208754, CCL000413-CC, RAD-208759, CCL000415-CC, CCL000414-CC, CCL007149-M, CCL007150-M, RAD-208758, CCL000416-CC, CCL007152-M, CCL000417-CC, RAD-208740, CCL000418-CC, CCL000419-CC, CCL02452-A, RAD-208741, CCL02453-A, CCL02454-A, CCL007151-M, RAD-208742, CCL02455-A, CCL000420-CC, CCL02456-A, CCL000421-CC, CCL02457-A, 021494306FLE, 021312483FLE, 021494275FLE, 021494293FLE, 021494294FLE, 021302895FLE, 021494307FLE |
| March 31, 2026 | 231,867 | | RAD-208743, CCL000422-CC, CCL02458-A, RAD-208744, CCL02460-A, RAD-208757, RAD-208756, RAD-208755, CCL02462-A, CCL000423-CC, CCL02461-A, CCL007153-M, RAD-208761, CCL007154-M, RAD-208760, CCL000424-CC, CCL007155-M, CCL000425-CC, CCL007158-M, RAD-208764, RAD-208763, CCL007156-M, CCL000426-CC, CCL000427-CC, CCL007157-M, RAD-208765, CCL000428-CC, CCL000429-CC, CCL02467-A, CCL007159-M, CCL02468-A, CCL02469-A, CCL000431-CC, CCL007160-M, CCL000432-CC, 021494300FLE, 021494277FLE, 021494276FLE, 021302891FLE, 021494331FLE, 021494315FLE, 021494341FLE, CCL02470- |
| **March 2026 Total** | **5,978,091** | - | |
| | | | |
| **1st Quarter Total** | 16,923,144 | 10,565 | |
| **2nd Quarter Total** | - | - | |
| **3rd Quarter Total** | | | |
| **4th Quarter Total** | | | |
| **2026 Year to date Total** | **16,923,144** | **10,565** | |
| **3 Month Average=** | **5,641,048** | **3,522** | |
| **Forecasted 12 month total** | **67,692,576** | **42,260** | |

CHIQUITA CANYON
*a Waste Connections company*

**July 15, 2026**

Mr. Enrique Casas
California Regional Water Quality Control Board
320 West 4th Street
Los Angeles, California 90013

Subject: **Second Quarter 2026 Solid Waste Disposal Report**
**Chiquita Canyon Landfill (File No. 67-20)**
**Los Angeles County, California**

Dear Mr. Casas:

This is the Second Quarter 2026 Solid Waste Disposal Report for the Chiquita Canyon Landfill. This report is required by Monitoring and Reporting Program No. CI-6231 dated December 13, 2018, and Waste Discharge Requirements Order No. R4-2018-0172 File No. 67-020 adopted December 13, 2018. This report covers the period from April, May and June 2026.

A point-by-point discussion of reporting requirements follows:

**1. The reports to the Regional Board shall include a map of the site, and shall indicate the area(s) where disposal is taking place or will begin. This map shall be updated quarterly and summarized and submitted with the annual report due February 15 of each year. If a new area is landfilled, it shall be identified in the corresponding quarterly report.**

As the Water Board is aware, CCL closed the Chiquita Canyon Landfill to the acceptance of waste effective January 1, 2025. CCL does not receive any waste or beneficial reuse materials, but does continue to dispose of a small quantity of internally generated waste. Enclosed, as Attachment 1 is a drawing showing the locations where CCL disposed of the internally generated waste during the Second Quarter 2026.

**2. A tabular list of the estimated average monthly quantities and types of materials deposited each month.**

As discussed above, the Landfill is now closed to the acceptance of waste.

**3. An estimate of remaining capacity (in cubic yards and tons), and the remaining life of the site in years and months.**

As discussed above, the Landfill is now closed to the acceptance of waste.

**4. A certification that all wastes deposited were deposited in compliance with the Board's requirements, and that no waste was deposited outside the boundaries of the waste management facility as specified in the Board requirements.**

During the reporting period, the site was operated in compliance with the Board's requirements and no wastes were deposited outside the boundary of the waste management unit.

**5. A description of the location and an estimate of the seepage rate or flow of all known seeps and springs at the site.**

No water seeps or springs were discovered during visual monitoring of the landfill conducted in April, May and June 2026.

**6. The estimated amount of water used at the waste management area for landscape irrigation, compaction, dust control, etc. (If a source other than potable waste is used, the sources and amounts of water from each source shall also be reported).**

During the reporting period, approximately 5,171,208 gallons of water were used for dust control, irrigation, and site operation construction. Water was obtained from Newhall Land and Farming Company from an irrigation line located south of the site near Highway 126.

**7. Quantities of liquid pumped from the leachate monitoring sumps and/or extraction wells, including dates of removal, and the ultimate disposition (dust control, returned to landfill, disposal). If no liquid was detected or pumped during the reporting period, a statement to that effect shall be submitted.**

Information on quantities of leachate pumped and disposed during the reporting period is enclosed as Attachment 3.

**8. The discharger shall report all unacceptable (to this site) wastes inadvertently received at this site and their disposition. The following details shall be included:**

a. **The source (if known), including the hauler, of the unacceptable wastes and date received and/or discovered.**
b. **Identification of waste (if known) and the amount of waste.**
c. **The name and address of the hauler who removed the waste from the site.**
d. **The ultimate point of disposal for the waste.**
e. **The discharger's actions to prevent recurrence of the attempted depositing of unacceptable wastes by this source or individual (if applicable). If no unacceptable wastes were received (or discovered) during the month, the report shall so state.**

As discussed above, the Landfill is now closed to the acceptance of waste. Only a small amount of internally generated waste is disposed of at the Landfill, which does not include any unacceptable waste. All internal waste is checked before disposal.

If you should have any questions regarding this report, please do not hesitate to contact me at (661) 257-3655.

I declare under penalty of perjury that the foregoing is true and correct.

Executed on the 15th day of July 2026.

Please do not hesitate to contact me at with any questions regarding the above responses.

Sincerely,

**CHIQUITA CANYON LANDFILL**

Kevin Green
District Manager

Chiquita Canyon Landfill

Attachments: Attachment 1 – Disposal Area Plan
Attachment 2 – Tonnage / Load Reports
Attachment 3 – Leachate Disposal

# Attachment 1

# Disposal Area Plan

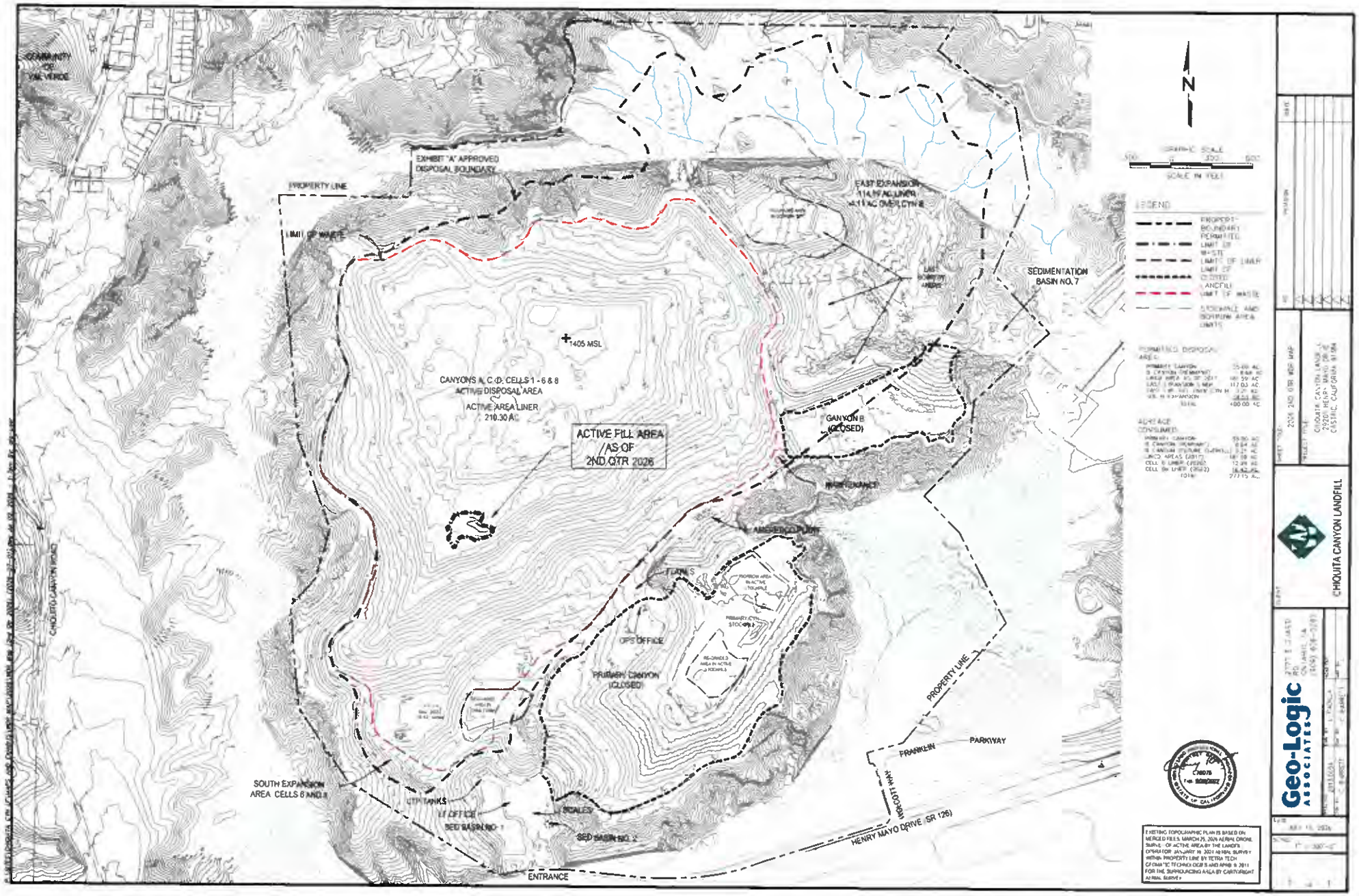

COMMUNITY OF VAL VERDE
EXHIBIT "A" APPROVED DISPOSAL BOUNDARY
PROPERTY LINE
LIMIT OF WASTE
EAST EXPANSION 114.19 AC LINER 4.11 AC OVER CYN B
SEDIMENTATION BASIN NO. 7
1405 MSL
CANYONS A, C, D, CELLS 1 - 6 & 8
ACTIVE DISPOSAL AREA
ACTIVE AREA LINER
210.30 AC
ACTIVE FILL AREA
AS OF
2ND QTR 2026
CANYON B
(CLOSED)
MAINTENANCE
AMERICO COURT
FLAMES
OPS OFFICE
PRIMARY CANYON
(CLOSED)
PROPERTY LINE
FRANKLIN
PARKWAY
WOCOTT WAY
HENRY MAYO DRIVE (SR 126)
SOUTH EXPANSION
AREA CELLS 6 AND 8
LTP TANKS
LT OFFICE
SED BASIN NO. 1
SCALES
SED BASIN NO. 2
ENTRANCE
CHIQUITA CANYON ROAD
N
GRAPHIC SCALE
SCALE IN FEET
LEGEND
PROPERTY BOUNDARY
PERMITTED LIMIT OF WASTE
LIMIT OF LINER
LIMIT OF CLOSED LANDFILL
LIMIT OF WASTE
STOCKPILE AND BORROW AREA LIMITS
PERMITTED DISPOSAL AREA
ACREAGE CONSUMED
EXISTING TOPOGRAPHIC PLAN IS BASED ON MERGED FILES, MARCH 25, 2026 AERIAL DRONE SURVEY OF ACTIVE AREA BY THE LANDFILL OPERATOR JANUARY 16, 2021 AERIAL SURVEY WITHIN PROPERTY LINE BY TETRA TECH GEOMATIC TECHNOLOGIES AND APRIL 9, 2011 FOR THE SURROUNDING AREA BY CARTWRIGHT AERIAL SURVEY
CHIQUITA CANYON LANDFILL
Geo-Logic ASSOCIATES

## Attachment 2

## Tonnage / Load Reports

## CHIQUITA CANYON LANDFILL - TONNAGE / LOAD REPORT FOR April 2026

| DATE | | Inbound Material | | | | | | | | | | | | | | | | | | | | | | | | | | Total Daily Inbound | |
|---|---|---|---|---|---|---|---|---|---|---|---|---|---|---|---|---|---|---|---|---|---|---|---|---|---|---|---|---|---|
| | | Disposal | | | | | | | | | | Diversion | | | | | | | | | | | | | Soil | | | | | |
| | | Transfer Trailer Waste | Lds | Residential | Lds | Commercial | Lds | General Public | Lds | Trash Total | Lds | Weekly | Shredded Green Waste - Erosion Control | Lds | MRF Fines - Protective Cover | Lds | Shredded Green Waste - ADC | Lds | TASW - ADC | Lds | Rubble Concrete, Asphalt, Rock - Road Base & Erosion Control | Lds | C&D | Lds | Total tons | Total loads | Contaminated Soil - Various Uses | Lds | Clean Soil - Various Uses | Lds | Tons | Loads |
| | SUN | | | | | | | | | - | 0 | | | | | | | | | | | | | - | - | | | | | - | 0 |
| | MON | | | | | | | | | - | 0 | | | | | | | | | | | | | - | - | | | | | - | 0 |
| | TUE | | | | | | | | | - | 0 | | | | | | | | | | | | | - | - | | | | | - | 0 |
| 4/1/2026 | WED | | | | | | | | | - | 0 | | | | | | | | | | | | | - | - | | | | | - | 0 |
| 4/2/2026 | THU | | | | | | | | | - | 0 | | | | | | | | | | | | | - | - | | | | | - | 0 |
| 4/3/2026 | FRI | | | | | 8.52 | 1 | | | 8.52 | 1 | | | | | | | | | | | | | - | - | | | | | 8.52 | 1 |
| 4/4/2026 | SAT | | | | | 35.60 | 4 | | | 35.60 | 4 | 44 | | | | | | | | | | | | - | - | | | | | 35.60 | 4 |
| 4/5/2026 | SUN | --- | --- | --- | --- | --- | --- | --- | --- | --- | --- | | --- | --- | --- | --- | --- | --- | --- | --- | --- | --- | --- | --- | --- | --- | --- | --- | --- | --- | --- | --- |
| 4/6/2026 | MON | | | | | 12.94 | 2 | | | 12.94 | 2 | | | | | | | | | | | | | - | - | | | | | 12.94 | 2 |
| 4/7/2026 | TUE | | | | | 31.02 | 3 | | | 31.02 | 3 | | | | | | | | | | | | | - | - | | | | | 31.02 | 3 |
| 4/8/2026 | WED | | | | | 28.68 | 3 | | | 28.68 | 3 | | | | | | | | | | | | | - | - | | | | | 28.68 | 3 |
| 4/9/2026 | THU | | | | | 6.77 | 1 | | | 6.77 | 1 | | | | | | | | | | | | | - | - | | | | | 6.77 | 1 |
| 4/10/2026 | FRI | | | | | 29.50 | 3 | | | 29.50 | 3 | | | | | | | | | | | | | - | - | | | | | 29.50 | 3 |
| 4/11/2026 | SAT | | | | | 17.38 | 2 | | | 17.38 | 2 | 126 | | | | | | | | | | | | - | - | | | | | 17.38 | 2 |
| 4/12/2026 | SUN | --- | --- | --- | --- | --- | --- | --- | --- | --- | --- | | --- | --- | --- | --- | --- | --- | --- | --- | --- | --- | --- | --- | --- | --- | --- | --- | --- | --- | --- | --- |
| 4/13/2026 | MON | | | | | 7.47 | 3 | | | 7.47 | 3 | | | | | | | | | | | | | - | - | | | | | 7.47 | 3 |
| 4/14/2026 | TUE | | | | | 20.81 | 2 | | | 20.81 | 2 | | | | | | | | | | | | | - | - | | | | | 20.81 | 2 |
| 4/15/2026 | WED | | | | | 3.25 | 1 | | | 3.25 | 1 | | | | | | | | | | | | | - | - | | | | | 3.25 | 1 |
| 4/16/2026 | THU | | | | | | | | | - | 0 | | | | | | | | | | | | | - | - | | | | | - | 0 |
| 4/17/2026 | FRI | | | | | | | | | - | 0 | | | | | | | | | | | | | - | - | | | | | - | 0 |
| 4/18/2026 | SAT | | | | | | | | | - | 0 | 33 | | | | | | | | | | | | - | - | | | | | - | 0 |
| 4/19/2026 | SUN | --- | --- | --- | --- | --- | --- | --- | --- | --- | --- | | --- | --- | --- | --- | --- | --- | --- | --- | --- | --- | --- | --- | --- | --- | --- | --- | --- | --- | --- | --- |
| 4/20/2026 | MON | | | | | | | | | - | 0 | | | | | | | | | | | | | - | - | | | | | - | 0 |
| 4/21/2026 | TUE | | | | | 4.12 | 2 | | | 4.12 | 2 | | | | | | | | | | | | | - | - | | | | | 4.12 | 2 |
| 4/22/2026 | WED | | | | | | | | | - | 0 | | | | | | | | | | | | | - | - | | | | | - | 0 |
| 4/23/2026 | THU | | | | | | | | | - | 0 | | | | | | | | | | | | | - | - | | | | | - | 0 |
| 4/24/2026 | FRI | | | | | | | | | - | 0 | | | | | | | | | | | | | - | - | | | | | - | 0 |
| 4/25/2026 | SAT | | | | | | | | | - | 0 | 4 | | | | | | | | | | | | - | - | | | | | - | 0 |
| 4/26/2026 | SUN | --- | --- | --- | --- | --- | --- | --- | --- | --- | --- | | --- | --- | --- | --- | --- | --- | --- | --- | --- | --- | --- | --- | --- | --- | --- | --- | --- | --- | --- | --- |
| 4/27/2026 | MON | | | | | | | | | - | 0 | | | | | | | | | | | | | - | - | | | | | - | 0 |
| 4/28/2026 | TUE | | | | | | | | | - | 0 | | | | | | | | | | | | | - | - | | | | | - | 0 |
| 4/29/2026 | WED | | | | | 2.02 | 2 | | | 2.02 | 2 | | | | | | | | | | | | | - | - | | | | | 2.02 | 2 |
| 4/30/2026 | THU | | | | | 7.33 | 3 | | | 7.33 | 3 | | | | | | | | | | | | | - | - | | | | | 7.33 | 3 |
| | FRI | | | | | | | | | - | 0 | | | | | | | | | | | | | - | - | | | | | - | 0 |
| | SAT | | | | | | | | | - | 0 | 9 | | | | | | | | | | | | - | - | | | | | - | 0 |
| | SUN | --- | --- | --- | --- | --- | --- | --- | --- | --- | --- | | --- | --- | --- | --- | --- | --- | --- | --- | --- | --- | --- | --- | --- | --- | --- | --- | --- | --- | --- | --- |
| | MON | | | | | | | | | - | 0 | 0 | | | | | | | | | | | | - | - | | | | | - | 0 |
| TOTAL | | - | - | - | - | 215.41 | 32 | - | - | 215.41 | 32 | | - | - | - | - | - | - | - | - | - | - | - | - | - | - | - | - | - | 215.41 | 32 |

**Monthly Totals**

| | |
|---|---|
| Water Used for Dust Control & Irrigation, gallons | 1,743,294 |
| Disposal, tons | 215 |
| Diversion, tons | - |
| Soils, tons | - |
| Total | 215 |

## CHIQUITA CANYON LANDFILL - TONNAGE / LOAD REPORT FOR May 2026

| DATE | | Inbound Material: Disposal: Transfer Trailer Waste | Lds | Residential | Lds | Commercial | Lds | General Public | Lds | Trash Total | Lds | Weekly | Diversion: Shredded Green Waste - Erosion Control | Lds | MRF Fines - Protective Cover | Lds | Shredded Green Waste - ADC | Lds | TASW - ADC | Lds | Rubble Concrete, Asphalt, Rock - Road Base & Erosion Control | Lds | C&D | Lds | Total Tons | Total Loads | Soil: Contaminated Soil - Various Uses | Lds | Clean Soil - Various Uses | Lds | Total Daily Inbound: Tons | Loads |
|---|---|---|---|---|---|---|---|---|---|---|---|---|---|---|---|---|---|---|---|---|---|---|---|---|---|---|---|---|---|---|---|---|---|
| | SUN | | | | | | | | | - | 0 | | | | | | | | | | | | | | | | | | | | | - | 0 |
| | MON | | | | | | | | | - | 0 | | | | | | | | | | | | | | | | | | | | | - | 0 |
| | TUE | | | | | | | | | - | 0 | | | | | | | | | | | | | | | | | | | | | - | 0 |
| | WED | | | | | | | | | - | 0 | | | | | | | | | | | | | | | | | | | | | - | 0 |
| | THU | | | | | | | | | - | 0 | | | | | | | | | | | | | | | | | | | | | - | 0 |
| 5/1/2026 | FRI | | | | | 22.87 | | | | 22.87 | 0 | | | | | | | | | | | | | | | | | | | | | 22.87 | 0 |
| 5/2/2026 | SAT | | | | | | | | | - | 0 | 23 | | | | | | | | | | | | | | | | | | | | - | 0 |
| 5/3/2026 | SUN | --- | --- | --- | --- | --- | --- | --- | --- | --- | --- | | --- | --- | --- | --- | --- | --- | --- | --- | --- | --- | --- | --- | --- | --- | --- | --- | --- | --- | --- | --- | --- |
| 5/4/2026 | MON | | | | | | | | | - | 0 | | | | | | | | | | | | | | | | | | | | | - | 0 |
| 5/5/2026 | TUE | | | | | 53.97 | | | | 53.97 | 0 | | | | | | | | | | | | | | | | | | | | | 53.97 | 0 |
| 5/6/2026 | WED | | | | | 46.43 | | | | 46.43 | 0 | | | | | | | | | | | | | | | | | | | | | 46.43 | 0 |
| 5/7/2026 | THU | | | | | 41.71 | | | | 41.71 | 0 | | | | | | | | | | | | | | | | | | | | | 41.71 | 0 |
| 5/8/2026 | FRI | | | | | 2.91 | | | | 2.91 | 0 | | | | | | | | | | | | | | | | | | | | | 2.91 | 0 |
| 5/9/2026 | SAT | | | | | 25.11 | | | | 25.11 | 0 | 170 | | | | | | | | | | | | | | | | | | | | 25.11 | 0 |
| 5/10/2026 | SUN | --- | --- | --- | --- | --- | --- | --- | --- | --- | --- | | --- | --- | --- | --- | --- | --- | --- | --- | --- | --- | --- | --- | --- | --- | --- | --- | --- | --- | --- | --- | --- |
| 5/11/2026 | MON | | | | | 35.99 | | | | 35.99 | 0 | | | | | | | | | | | | | | | | | | | | | 35.99 | 0 |
| 5/12/2026 | TUE | | | | | | | | | - | 0 | | | | | | | | | | | | | | | | | | | | | - | 0 |
| 5/13/2026 | WED | | | | | 31.15 | | | | 31.15 | 0 | | | | | | | | | | | | | | | | | | | | | 31.15 | 0 |
| 5/14/2026 | THU | | | | | | | | | - | 0 | | | | | | | | | | | | | | | | | | | | | - | 0 |
| 5/15/2026 | FRI | | | | | 35.63 | | | | 35.63 | 0 | | | | | | | | | | | | | | | | | | | | | 35.63 | 0 |
| 5/16/2026 | SAT | | | | | | | | | - | 0 | 103 | | | | | | | | | | | | | | | | | | | | - | 0 |
| 5/17/2026 | SUN | --- | --- | --- | --- | --- | --- | --- | --- | --- | --- | | --- | --- | --- | --- | --- | --- | --- | --- | --- | --- | --- | --- | --- | --- | --- | --- | --- | --- | --- | --- | --- |
| 5/18/2026 | MON | | | | | | | | | - | 0 | | | | | | | | | | | | | | | | | | | | | - | 0 |
| 5/19/2026 | TUE | | | | | | | | | - | 0 | | | | | | | | | | | | | | | | | | | | | - | 0 |
| 5/20/2026 | WED | | | | | | | | | - | 0 | | | | | | | | | | | | | | | | | | | | | - | 0 |
| 5/21/2026 | THU | | | | | | | | | - | 0 | | | | | | | | | | | | | | | | | | | | | - | 0 |
| 5/22/2026 | FRI | | | | | | | | | - | 0 | | | | | | | | | | | | | | | | | | | | | - | 0 |
| 5/23/2026 | SAT | | | | | | | | | - | 0 | 0 | | | | | | | | | | | | | | | | | | | | - | 0 |
| 5/24/2026 | SUN | --- | --- | --- | --- | --- | --- | --- | --- | --- | --- | | --- | --- | --- | --- | --- | --- | --- | --- | --- | --- | --- | --- | --- | --- | --- | --- | --- | --- | --- | --- | --- |
| 5/25/2026 | MON | | | | | | | | | - | 0 | | | | | | | | | | | | | | | | | | | | | - | 0 |
| 5/26/2026 | TUE | | | | | | | | | - | 0 | | | | | | | | | | | | | | | | | | | | | - | 0 |
| 5/27/2026 | WED | | | | | | | | | - | 0 | | | | | | | | | | | | | | | | | | | | | - | 0 |
| 5/28/2026 | THU | | | | | | | | | - | 0 | | | | | | | | | | | | | | | | | | | | | - | 0 |
| 5/29/2026 | FRI | | | | | | | | | - | 0 | | | | | | | | | | | | | | | | | | | | | - | 0 |
| 5/30/2026 | SAT | | | | | | | | | - | 0 | 0 | | | | | | | | | | | | | | | | | | | | - | 0 |
| 5/31/2026 | SUN | --- | --- | --- | --- | --- | --- | --- | --- | --- | --- | | --- | --- | --- | --- | --- | --- | --- | --- | --- | --- | --- | --- | --- | --- | --- | --- | --- | --- | --- | --- | --- |
| | MON | | | | | | | | | - | 0 | 0 | | | | | | | | | | | | | | | | | | | | | - | 0 |
| TOTAL | | - | - | - | - | 295.77 | - | - | - | 295.77 | - | | - | - | - | - | - | - | - | - | - | - | - | - | - | - | - | - | - | - | - | 295.77 | - |

| Monthly Totals | |
|---|---|
| Water Used for Dust Control & Irrigation, gallons | 1,414,182 |
| Disposal, tons | 296 |
| Diversion, tons | - |
| Soils, tons | - |
| Total | 296 |

## CHIQUITA CANYON LANDFILL - TONNAGE / LOAD REPORT FOR June 2026

| DATE | | Inbound Material | | | | | | | | | | | | | | | | | | | | | | | | | | | | Total Daily Inbound | |
|---|---|---|---|---|---|---|---|---|---|---|---|---|---|---|---|---|---|---|---|---|---|---|---|---|---|---|---|---|---|---|---|
| | | Disposal | | | | | | | | | | | Diversion | | | | | | | | | | | | | | | Soil | | | | | |
| | | Transfer Trailer Waste | Lds | Residential | Lds | Commercial | Lds | General Public | Lds | Trash Total | Lds | Weekly | Shredded Green Waste - Erosion Control | Lds | MRF Fines - Protective Cover | Lds | Shredded Green Waste - ADC | Lds | TASW - ADC | Lds | Rubble Concrete, Asphalt, Rock -Road Base & Erosion Control | Lds | C&D | Lds | Total, tons | Total, loads | Contaminated Soil -Various Uses | Lds | Clean Soil -Various Uses | Lds | Tons | Loads |
| 6/1/2026 | SUN | | | | | | | | | - | 0 | | | | | | | | | | | | | - | - | | | | | - | 0 |
| 6/2/2026 | MON | | | | | | | | | - | 0 | | | | | | | | | | | | | - | - | | | | | - | 0 |
| 6/3/2026 | TUE | | | | | | | | | - | 0 | | | | | | | | | | | | | - | - | | | | | - | 0 |
| 6/4/2026 | WED | | | | | 40.08 | 5 | | | 40.08 | 5 | | | | | | | | | | | | | - | - | | | | | 40.08 | 5 |
| 6/5/2026 | THU | | | | | 42.24 | 5 | | | 42.24 | 5 | | | | | | | | | | | | | - | - | | | | | 42.24 | 5 |
| 6/6/2026 | FRI | | | | | | | | | - | 0 | | | | | | | | | | | | | - | - | | | | | - | 0 |
| 6/7/2026 | SAT | | | | | | | | | - | 0 | 82 | | | | | | | | | | | | - | - | | | | | - | 0 |
| 6/8/2026 | SUN | --- | --- | --- | --- | --- | --- | --- | --- | --- | --- | | --- | --- | --- | --- | --- | --- | --- | --- | --- | --- | --- | --- | --- | --- | --- | --- | --- | --- | --- | --- |
| 6/9/2026 | MON | | | | | | | | | - | 0 | | | | | | | | | | | | | - | - | | | | | - | 0 |
| 6/10/2026 | TUE | | | | | 12.18 | 1 | | | 12.18 | 1 | | | | | | | | | | | | | - | - | | | | | 12.18 | 1 |
| 6/11/2026 | WED | | | | | 31.23 | 3 | | | 31.23 | 3 | | | | | | | | | | | | | - | - | | | | | 31.23 | 3 |
| 6/12/2026 | THU | | | | | | | | | - | 0 | | | | | | | | | | | | | - | - | | | | | - | 0 |
| 6/13/2026 | FRI | | | | | 68.11 | 8 | | | 68.11 | 8 | | | | | | | | | | | | | - | - | | | | | 68.11 | 8 |
| 6/14/2026 | SAT | | | | | 11.42 | 2 | | | 11.42 | 2 | 123 | | | | | | | | | | | | - | - | | | | | 11.42 | 2 |
| 6/15/2026 | SUN | --- | --- | --- | --- | --- | --- | --- | --- | --- | --- | | --- | --- | --- | --- | --- | --- | --- | --- | --- | --- | --- | --- | --- | --- | --- | --- | --- | --- | --- | --- |
| 6/16/2026 | MON | | | | | 1.43 | 1 | | | 1.43 | 1 | | | | | | | | | | | | | - | - | | | | | 1.43 | 1 |
| 6/17/2026 | TUE | | | | | 10.16 | 1 | | | 10.16 | 1 | | | | | | | | | | | | | - | - | | | | | 10.16 | 1 |
| 6/18/2026 | WED | | | | | | | | | - | 0 | | | | | | | | | | | | | - | - | | | | | - | 0 |
| 6/19/2026 | THU | | | | | 55.09 | 6 | | | 55.09 | 6 | | | | | | | | | | | | | - | - | | | | | 55.09 | 6 |
| 6/20/2026 | FRI | | | | | | | | | - | 0 | | | | | | | | | | | | | - | - | | | | | - | 0 |
| 6/21/2026 | SAT | | | | | | | | | - | 0 | 67 | | | | | | | | | | | | - | - | | | | | - | 0 |
| 6/22/2026 | SUN | --- | --- | --- | --- | --- | --- | --- | --- | --- | --- | | --- | --- | --- | --- | --- | --- | --- | --- | --- | --- | --- | --- | --- | --- | --- | --- | --- | --- | --- | --- |
| 6/23/2026 | MON | | | | | 22.79 | 3 | | | 22.79 | 3 | | | | | | | | | | | | | - | - | | | | | 22.79 | 3 |
| 6/24/2026 | TUE | | | | | 17.19 | 5 | | | 17.19 | 5 | | | | | | | | | | | | | - | - | | | | | 17.19 | 5 |
| 6/25/2026 | WED | | | | | 12.94 | 4 | | | 12.94 | 4 | | | | | | | | | | | | | - | - | | | | | 12.94 | 4 |
| 6/26/2026 | THU | | | | | 44.86 | 7 | | | 44.86 | 7 | | | | | | | | | | | | | - | - | | | | | 44.86 | 7 |
| 6/27/2026 | FRI | | | | | | | | | - | 0 | | | | | | | | | | | | | - | - | | | | | - | 0 |
| 6/28/2026 | SAT | | | | | | | | | - | 0 | 99 | | | | | | | | | | | | - | - | | | | | - | 0 |
| 6/29/2026 | SUN | --- | --- | --- | --- | --- | --- | --- | --- | --- | --- | | --- | --- | --- | --- | --- | --- | --- | --- | --- | --- | --- | --- | --- | --- | --- | --- | --- | --- | --- | --- |
| 6/30/2026 | MON | | | | | 1.96 | 1 | | | 1.96 | 1 | | | | | | | | | | | | | - | - | | | | | 1.96 | 1 |
| | TUE | | | | | | | | | - | 0 | | | | | | | | | | | | | - | - | | | | | - | 0 |
| | WED | | | | | | | | | - | 0 | | | | | | | | | | | | | - | - | | | | | - | 0 |
| | THU | | | | | | | | | - | 0 | | | | | | | | | | | | | - | - | | | | | - | 0 |
| | FRI | | | | | | | | | - | 0 | | | | | | | | | | | | | - | - | | | | | - | 0 |
| | SAT | | | | | | | | | - | 0 | 2 | | | | | | | | | | | | - | - | | | | | - | 0 |
| | SUN | --- | --- | --- | --- | --- | --- | --- | --- | --- | --- | | --- | --- | --- | --- | --- | --- | --- | --- | --- | --- | --- | --- | --- | --- | --- | --- | --- | --- | --- | --- |
| | MON | | | | | | | | | - | 0 | 0 | | | | | | | | | | | | - | - | | | | | - | 0 |
| TOTAL | | - | - | - | - | 371.68 | 52 | - | - | 371.68 | 52 | | - | - | - | - | - | - | - | - | - | - | - | - | - | - | - | - | - | 371.68 | 52 |

| Monthly Totals | |
|---|---|
| Water Used for Dust Control & Irrigation, gallons | 2,013,732 |
| Disposal, tons | 372 |
| Diversion, tons | - |
| Soils, tons | - |
| Total | 372 |

## Attachment 3

## Leachate Disposal

| April 2026 | | | |
|---|---|---|---|
| April 1, 2026 | 310,774 | | CC, CCL000436-CC, CCL02472-A, CCL007161-M, CCL000437-CC, RAD-208768, RAD-208769, RAD-208770, CCL02473-A, CCL007162-M, RAD-208771, CCL007163-M, CCL000438-CC, CCL000439-CC, CCL000440-CC, CCL007164-M, RAD-208772, CCL02474-A, RAD-208773, RAD-208762, CCL02475-A, CCL000441-CC, CCL02476-A, RAD-208774, RAD-208775, CCL007165-M, CCL000442-CC, CCL02477-A, CCL007166-M, CCL000443-CC, RAD-208777, CCL000444-CC, CCL000445-CC, CCL000446-CC, CCL000447-CC, CCL000448-CC, CCL007167-M, CCL000449-CC, CCL000450-CC, RAD-208778, RAD-208779, RAD-208767, 021494336FLE, 021494314FLE, 021302664FLE, 021494278FLE, 021494313FLE, 021494279FLE, 021494340FLE, 021494339FLE, 021494338FLE, 021494337FLE, CCL000430-CC |
| April 2, 2026 | 258,407 | | CCL000454-CC, CCL000456-CC, RAD-208781, CCL007168-M, CCL000458-CC, CCL007169-M, RAD-208791, RAD-208793, RAD-208792, RAD-208782, CCL007171-M, CCL000459-CC, CCL007170-M, CCL007174-M, RAD-208783, RAD-208784, RAD-208785, RAD-208786, CCL007175-M, RAD-208787, CCL007176-M, CCL000460-CC, CCL000461-CC, CCL000457-CC, CCL000462-CC, CCL000463-CC, CCL000468-CC, CCL000464-CC, CCL000465-CC, CCL007172-M, CCL000466-CC, CCL000467-CC, CCL007173-M, RAD-208795, 021494333FLE, 021494328FLE, 021494332FLE, 021494316FLE, 021302896FLE, 021494335FLE, |
| April 3, 2026 | 206,169 | | CCL000473-CC, CCL000472-CC, RAD-208796, RAD-208797, RAD-208788, CCL007177-M, RAD-208789, CCL007178-M, CCL007179-M, RAD-208794, RAD-208798, CCL007180-M, CCL007181-M, CCL007183-M, RAD-208799, CCL000475-CC, CCL000476-CC, CCL000477-CC, CCL000478-CC, CCL000480-CC, RAD-208800, CCL007184-M, CCL000481-CC, RAD-208801, CCL000482-CC, 021494334FLE, 021494301FLE, 021494309FLE, 020750890FLE, 021494310FLE, 021302999FLE, 021494329FLE, |
| April 4, 2026 | 124,789 | | 208802, CCL000488-CC, CCL007182-M, CCL007185-M, CCL007186-M, CCL000489-CC, CCL000490-CC, CCL007187-M, CCL007188-M, CCL000491-CC, RAD-208803, RAD-208804, RAD-208805, RAD-208806, CCL007189-M, RAD-208807, CCL007190-M, RAD-208808, CCL000485-CC |
| April 5, 2026 | 51,231 | | CCL000492-CC, CCL000493-CC, CCL000494-CC, CCL000495-CC, RAD-208809, CCL007191-M, RAD-208810, CCL000498-CC, RAD-208811 |
| April 6, 2026 | 215,277 | | CCL000502-CC, CCL007196-M, CCL007197-M, CCL007192-M, CCL000503-CC, CCL000504-CC, CCL007198-M, CCL000505-CC, RAD-208813, CCL007193-M, RAD-208814, CCL007194-M, CCL007195-M, RAD-208815, RAD-208816, CCL000497-CC, RAD-208817, CCL000507-CC, CCL000506-CC, RAD-208818, CCL000509-CC, CCL000508-CC, CCL000510-CC, CCL007202-M, CCL000513-CC, CCL000514-CC, 021494343FLE, 021494311FLE, 021302913FLE, 021302874FLE, 021494302FLE, 021494342FLE, 021302912FLE, 021494312FLE, CCL000496-CC |
| April 7, 2026 | 284,029 | | CCL000516-CC, RAD-208819, CCL000518-CC, RAD-208820, RAD-208821, RAD-208822, RAD-208823, CCL007200-M, RAD-208824, RAD-208825, CCL003532-X, CCL003540-X, RAD-208826, RAD-208827, CCL007203-M, CCL000519-CC, CCL007199-M, CCL007201-M, CCL003539-X, CCL007204-M, CCL003538-X, CCL007205-M, CCL007206-M, RAD-208828, RAD-208829, CCL000520-CC, CCL000522-CC, CCL000521-CC, CCL000523-CC, CCL000524-CC, CCL000525-CC, CCL007207-M, RAD-208831, RAD-208830, RAD-208832, CCL000526-CC, 021494372FLE, 021494345FLE, 021494363FLE, 021302915FLE, 021303079FLE, 021312242FLE, 021494344FLE, 021302914FLE, CCL007208-M, CCL007210-M |
| April 8, 2026 | 234,022 | | CCL000532-CC, RAD-208834, CCL000529-CC, CCL000533-CC, CCL007217-M, CCL000534-CC, RAD-208835, CCL007209-M, RAD-208877, CCL007211-M, RAD-208836, RAD-208837, CCL007213-M, RAD-208838, CCL000535-CC, CCL007212-M, RAD-208839, RAD-208840, RAD-208841, CCL000527-CC, CCL000537-CC, CCL000539-CC, CCL000540-CC, CCL000548-CC, RAD-208842, CCL000547-CC, RAD-208843, RAD-208844, CCL000549-CC, CCL007220-M, CLL000538-CC, CCL000541-CC, CCL02493-A, CCL007218-M, CCL000536-CC, 021494303FLE, 021494346FLE, 021494373FLE, 021302875FLE, 021494347FLE |

| | | | |
|---|---|---|---|
| April 9, 2026 | 260,865 | | CCL000552-CC, RAD-208857, CCL003536-X, CCL007224-M, CCL000554-CC, RAD-208852, CCL000559-CC, RAD-208853, CCL003535-X, CCL007221-M, CCL000555-CC, CCL007219-M, RAD-208854, RAD-208855, RAD-208856, CCL007222-M, CCL007214-M, CCL007215-M, CCL000556-CC, CCL000557-CC, CCL000558-CC, RAD-208845, CCL000560-CC, CCL000561-CC, CCL000565-CC, CCL000562-CC, CCL000563-CC, CCL000564-CC, CCL000542-CC, CCL000566-CC, RAD-208846, RAD-208847, CCL000543-CC, CCL000546-CC, 021494351FLE, 021494350FLE, 021302876FLE, 021494304FLE, 021494349FLE, 021494348FLE, 021312236FLE, 021312325FLE |
| April 10, 2026 | 237,225 | | X, CCL007229-M, CCL003533-X, RAD-208849, CCL003531-X, RAD-208850, CCL007227-M, CCL003530-X, RAD-208858, CCL007228-M, CCL007230-M, RAD-208859, RAD-208860, CCL000567-CC, CCL000568-CC, CCL000569-CC, CCL000570-CC, CCL000571-CC, CCL007231-M, CCL000572-CC, CCL000573-CC, CCL000575-CC, CCL000577-CC, CCL000576-CC, CCL000574-CC, RAD-208862, RAD-208863, RAD-208864, CCL007216-M, CCL007223-M, CCL007225-M, 021494374FLE, 021494375FLE, 021494369FLE, 021494368FLE, 021494308FLE, 021494367FLE, 021494353FLE, 021494352FLE, RAD-208861 |
| April 11, 2026 | 100,472 | | CCL000578-CC, CCL000579-CC, RAD-208865, CCL000580-CC, CCL000581-CC, CCL007232-M, CCL007233-M, CCL007234-M, CCL007235-M, RAD-208866, CCL007236-M, RAD-208867, RAD-208868, RAD-208869, CCL007237-M, CCL007238-M, RAD-208870, RAD-208871 |
| April 12, 2026 | 52,467 | | CCL000595-CC, CCL000582-CC, CCL000583-CC, CCL000584-CC, CCL000585-CC, RAD-208872, RAD-208873, RAD-208874, CCL000586-CC |
| April 13, 2026 | 198,439 | | CCL000591-CC, RAD-208879, RAD-208875, CCL000589-CC, CCL007248-M, CCL000590-CC, RAD-208876, CCL000592-CC, RAD-208878, RAD-208880, CCL007240-M, CCL007241-M, CCL000593-CC, CCL000594-CC, RAD-208881, CCL007242-M, CCL007243-M, CCL000596-CC, CCL000597-CC, CCL000598-CC, CCL000599-CC, CCL000600-CC, CCL000614-CC, CCL000615-CC, CCL007247-M, CCL000621-CC, 021494370FLE, 021494354FLE, 021302877FLE, 021312241FLE, 021494355FLE |
| April 14, 2026 | 273,531 | | M, CCL000605-CC, CCL003503-X, RAD-208883, RAD-208884, RAD-208885, CCL003504-X, RAD-208886, CCL000606-CC, CCL007330-M, CCL007331-M, CCL000607-CC, RAD-208887, CCL007332-M, RAD-208888, CCL003505-X, RAD-208889, CCL007246-M, RAD-208890, CCL007249-M, RAD-208891, RAD-208892, RAD-208894, CCL007250-M, RAD-208893, CCL007251-M, CCL000609-CC, CCL000610-CC, CCL000611-CC, RAD-208895, CCL000612-CC, RAD-208896, CCL000613-CC, CCL000616-CC, CCL000617-CC, RAD-208898, CCL000618-CC, CCL003520-X, 021303001FLE, 021494362FLE, 021312484FLE, 021303000FLE, |
| April 15, 2026 | 232,266 | | CC, CCL003519-X, CCL007254-M, CCL000622-CC, CCL007333-M, CCL003564-X, RAD-208899, CCL003554-X, RAD-208900, RAD-208901, RAD-208902, RAD-208903, CCL003563-X, RAD-208904, RAD-208905, CCL000625-CC, CCL007334-M, CCL007335-M, CCL007336-M, CCL007337-M, RAD-208906, CCL000623-CC, CCL000624-CC, CCL000626-CC, CCL000627-CC, CCL000628-CC, RAD-208907, RAD-208908, CCL000638-CC, CCL007260-M, CCL000639-CC, CCL000640-CC, 021312239FLE, 021494364FLE, 021494377FLE, 021494371FLE, 021302878FLE, |
| April 16, 2026 | 209,775 | | CCL000631-CC, CCL000634-CC, CCL007256-M, RAD-208911, CCL000642-CC, CCL000635-CC, RAD-208913, RAD-208909, RAD-208914, CCL007338-M, RAD-208910, RAD-208915, CCL007257-M, RAD-208916, CCL007258-M, RAD-208917, CCL007259-M, CCL007261-M, RAD-208918, CCL000636-CC, CCL000637-CC, CCL000644-CC, CCL000645-CC, RAD-208919, CCL000643-CC, CCL000646-CC, CCL000647-CC, CCL000648-CC, CCL000649-CC, 021494413FLE, 021494403FLE, 021494376FLE, 021312326FLE, CCL000641-CC |
| April 17, 2026 | 180,020 | | 208920, CCL000713-CC, RAD--208921, RAD-208922, RAD-208923, RAD-208924, CCL000712-CC, CCL007262-M, RAD-208925, CCL007263-M, CCL007267-M, RAD-208927, CCL007268-M, CCL007264-M, CCL007269-M, CCL000711-CC, CCL000709-CC, CCL000708-CC, CCL000707-CC, CCL000706-CC, RAD-208928, CCL000705-CC, CCL007270-M, CCL000703-CC, CCL02536-A, CCL000710-CC, CCL000704-CC, 021494431FLE, 021494389FLE, 021494390FLE, 021494388FLE |
| April 18, 2026 | 135,664 | | CCL000702-CC, RAD-208929, CCL007272-M, CCL000701-CC, RAD-208930, CCL007271-M, CCL000700-CC, RAD-208931, CCL000699-CC, CCL007273-M, CCL007274-M, CCL007276-M, CCL000698-CC, CCL007275-M, CCL000697-CC, RAD-208932, RAD-208933, RAD-208934, CCL007277-M, RAD-208935, CCL000696-CC, CCL000695-CC, CCL000694-CC, |

| | | | |
|---|---|---|---|
| April 19, 2026 | 69,586 | | CCL000692-CC, CCL000691-CC, CCL000690-CC, CCL000689-CC, RAD-208936, RAD-208938, RAD-208937, RAD-208939, CCL000688-CC, CCL003565-X, RAD-208940, CCL000687-CC |
| April 20, 2026 | 248,123 | | CCL007284-M, CCL007287-M, RAD-208942, RAD-208943, CCL003555-X, RAD-208944, CCL007288-M, RAD-208945, CCL007286-M, CCL003556-X, CCL003557-X, CCL007283-M, CCL003558-X, CCL007282-M, CCL000685-CC, CCL007278-M, CCL000684-CC, CCL000683-CC, RAD-208946, CCL000682-CC, CCL000681-CC, RAD-208947, CCL000680-CC, CCL000679-CC, CCL000678-CC, CCL000677-CC, RAD-208948, CCL000676-CC, RAD-208962, CCL000650-CC, CCL003559-X, CCL003522-X, 021494387FLE, 021494386FLE, 021494394FLE, 021494430FLE, 021303083FLE, 021494391FLE, 021494393FLE, CCL000686-CC |
| April 21, 2026 | 254,166 | | RAD-208965, CCL003525-X, RAD-208966, CCL007280-M, RAD-208949, RAD-208950, CCL007279-M, RAD-208951, CCL007290-M, CCL007281-M, CCL007289-M, CCL007291-M, RAD-208952, CCL003527-X, CCL003526-X, CCL007292-M, CCL003543-X, CCL007293-M, RAD-208953, RAD-208954, CCL000672-CC, CCL000673-CC, CCL000674-CC, CCL000675-CC, CCL000651-CC, CCL000652-CC, CCL000653-CC, CCL000655-CC, CCL000656-CC, CCL000657-CC, CCL000658-CC, RAD-208955, RAD-208956, CCL003544-X, 021303003FLE, 021494429FLE, 021494396FLE, 021494412FLE, 021494395FLE, 021494392FLE, CCL000795-CC, CCL000654-CC |
| April 22, 2026 | 266,609 | | 208957, CCL000661-CC, CCL000662-CC, RAD-208958, CCL000663-CC, RAD-208959, RAD-208960, CCL003548-X, CCL007294-M, RAD-208926, CCL007295-M, CCL003549-X, CCL003550-X, RAD-208961, CCL007296-M, CCL003551-X, CCL007298-M, RAD-208967, CCL007299-M, CCL007297-M, CCL007300-M, RAD-208968, CCL007301-M, RAD-208969, CCL000664-CC, CCL000665-CC, CCL003552-X, CCL000666-CC, CCL000667-CC, RAD-208970, RAD-208971, CCL000668-CC, CCL000669-CC, CCL000670-CC, RAD-208972, CCL000671-CC, CCL000716-CC, 021494434FLE, 021494397FLE, 021494384FLE, 021494404FLE, 021494428FLE, |
| April 23, 2026 | 265,799 | | RAD-208975, CCL007305-M, CCL003567-X, RAD-208976, CCL003568-X, CCL000717-CC, CCL000718-CC, RAD-208977, CCL000719-CC, RAD-208978, CCL003569-X, CCL000725-CC, CCL003571-X, RAD-208979, CCL007302-M, CCL003572-X, CCL007303-M, CCL000721-CC, RAD-208981, RAD-208980, CCL007306-M, RAD-208982, CCL007307-M, CCL000722-CC, CCL007308-M, CCL007309-M, CCL000723-CC, CCL000724-CC, CCL000726-CC, CCL000727-CC, CCL000728-CC, CCL000730-CC, CCL000729-CC, RAD-208983, CCL000731-CC, RAD-208984, CCL000732-CC, 021494240FLE, 021494405FLE, 021494259FLE, |
| April 24, 2026 | 206,156 | | 208985, CCL007320-M, CCL000734-CC, RAD-208986, CCL007313-M, CCL007312-M, CCL000735-CC, RAD-208987, CCL007314-M, RAD-208988, CCL007315-M, RAD-208989, CCL000737-CC, CCL007316-M, CCL000738-CC, CCL000739-CC, CCL000740-CC, CCL000742-CC, CCL000741-CC, CCL000743-CC, CCL007317-M, CCL000744-CC, CCL000745-CC, CCL007311-M, 021494398FLE, 021312238FLE, 021494255FLE, 021494197FLE, 021494256FLE, 021494258FLE, 021494257FLE, 021494427FLE, 021494426FLE, 021494439FLE |
| April 25, 2026 | 129,150 | | CCL000747-CC, CCL000746-CC, RAD-208990, CCL007321-M, CCL007322-M, RAD-208991, CCL007323-M, CCL007324-M, RAD-208992, CCL007325-M, RAD-208993, RAD-208994, RAD-208995, RAD-208996, RAD-208997, CCL000748-CC, RAD-208998, CCL007326-M, CCL000749-CC, CCL000750-CC, 021494411FLE, 021494383FLE, 021494385FLE |
| April 26, 2026 | 51,659 | | CCL000751-CC, CCL000752-CC, CCL000753-CC, CCL000772-CC, CCL000755-CC, CCL000754-CC, CCL000771-CC, CCL000770-CC, RAD-209001 |
| April 27, 2026 | 187,271 | | CCL000758-CC, CCL007348-M, RAD-209003, CCL007329-M, CCL007343-M, CCL007340-M, CCL007344-M, RAD-209004, CCL007328-M, RAD-209005, RAD-209006, RAD-209007, CCL007341-M, CCL007345-M, CCL000760-CC, CCL02577-A, CCL000762-CC, CCL000761-CC, RAD-208999, CCL000763-CC, CCL003542-X, CCL000764-CC, CCL000765-CC, CCL02581-A, CCL003588-X, 021494243FLE, 021494365FLE, 021303078FLE, 021494399FLE, 021494242FLE |

| | | | |
|---|---|---|---|
| April 28, 2026 | 309,263 | | CCL000780-CC, CCL007350-M, CCL003573-X, CCL003590-X, CCL000766-CC, RAD-209000, CCL007346-M, CCL003574-X, CCL003591-X, CCL007347-M, CCL02582-A, CCL000781-CC, CCL007351-M, CCL003592-X, CCL02583-A, CCL003593-X, CCL003594-X, CCL003576-X, RAD-209008, RAD-209009, CCL000767-CC, CCL003577-X, RAD-209012, CCL003578-X, CCL003579-X, CCL003580-X, CCL007353-M, CCL000769-CC, CCL007352-M, CCL000782-CC, CCL000774-CC, CCL000773-CC, CCL000776-CC, CCL000775-CC, CCL02585-A, CCL02586-A, CCL000777-CC, CCL000783-CC, CCL02587-A, CCL000784-CC, CCL02588-A, CCL000785-CC, 021494382FLE, 021494400FLE, 021494358FLE, 021494245FLE, 021494401FLE, 021312237FLE, 021494357FLE, 021494246FLE, CCL007354-M, CCL007327-M |
| April 29, 2026 | 303,606 | | CC, CCL007359-M, RAD-209013, CCL000788-CC, CCL02589-A, CCL007360-M, CCL000789-CC, CCL003582-X, RAD-209014, CCL003583-X, CCL007361-M, RAD-209015, CCL007362-M, RAD-209016, CCL003584-X, CCL000790-CC, RAD-209017, CCL003586-X, CCL003585-X, CCL007357-M, CCL003587-X, RAD-209018, CCL003598-X, RAD-209019, RAD-209020, CCL003599-X, CCL007363-M, CCL007358-M, CCL003600-X, RAD-209021, RAD-209022, CCL000791-CC, CCL000792-CC, CCL02603-A, CCL000793-CC, CCL02604-A, CCL000796-CC, CCL000797-CC, CCL02612-A, RAD-209047, CCL02606-A, RAD-209048, CCL000814-CC, 021494445FLE, 021494359FLE, 021494381FLE, 021494414FLE, 021494440FLE, 021494360FLE, 021303006FLE, CCL000798-CC |
| April 30, 2026 | 242,430 | | M, CCL007374-M, CCL007367-M, CCL000816-CC, RAD-209049, CCL007375-M, RAD-209024, RAD-209025, RAD-209026, RAD-209027, CCL007366-M, RAD-209029, CCL007376-M, RAD-209028, CCL007372-M, RAD-209030, CCL000817-CC, CCL000818-CC, CCL02617-A, CCL000819-CC, CCL02618-A, CCL000800-CC, CCL02615-A, RAD-209031, CCL02620-A, CCL000801-CC, CCL02621-A, RAD-209032, CCL000802-CC, RAD-209033, CCL000803-CC, CCL02628-A, CCL02622-A, 021312240FLE, 021494442FLE, 021494444FLE, 021494415FLE, 021494425FLE, 021494402FLE, CCL007373-M, CCL000799-CC |
| **April 2026 Total** | 6,099,240 | | |
| **May 2026** | | | |
| May 1, 2026 | 268,708 | | CCL02625-A, CCL000805-CC, CCL007369-M, CCL02626-A, CCL000806-CC, CCL02629-A, CCL02627-A, RAD-209034, RAD-209045, CCL007371-M, CCL007370-M, CCL000807-CC, CCL000808-CC, RAD-209046, CCL000809-CC, CCL02633-A, CCL007385-M, CCL007386-M, CCL007387-M, CCL000811-CC, RAD-209050, CCL007377-M, CCL02634-A, CCL02635-A, CCL02636-A, CCL000810-CC, CCL000820-CC, CCL02637-A, CCL000822-CC, CCL000821-CC, CCL02638-A, CCL000823-CC, CCL02639-A, CCL02640-A, CCL02641-A, CCL007379-M, CCL000824-CC, CCL007380-M, CCL02642-A, 021494447FLE, 021494406FLE, 021494407FLE, |
| May 2, 2026 | 152,625 | | RAD-209035, CCL000826-CC, CCL000827-CC, CCL007383-M, CCL000828-CC, CCL000829-CC, CCL000830-CC, CCL007384-M, CCL007381-M, RAD-209036, CCL000831-CC, RAD-209037, CCL007388-M, CCL007389-M, CCL000832-CC, CCL000833-CC, RAD-209038, RAD-209039, RAD-209069, RAD-209040, CCL007378-M, RAD-209041, CCL000834-CC, RAD-209042, CCL000835-CC, 021303005FLE, 021303080FLE |
| May 3, 2026 | 74,234 | | CCL000836-CC, RAD-209043, CCL000837-CC, CCL000839-CC, CCL000838-CC, CCL000840-CC, CCL000841-CC, CCL000842-CC, RAD-209044, CCL000843-CC, RAD-209070, CCL000844-CC, CCL000845-CC |
| May 4, 2026 | 264,929 | | 209072, CCL003601-X, CCL000848-CC, CCL007391-M, CCL000850-CC, CCL007392-M, CCL000849-CC, CCL007393-M, CCL000851-CC, CCL007394-M, CCL007395-M, CCL003602-X, RAD-209073, CCL003603-X, CCL003604-X, CCL007396-M, CCL003605-X, CCL003606-X, CCL003607-X, CCL000852-CC, CCL003608-X, RAD-209062, CCL000854-CC, CCL007397-M, CCL000855-CC, CCL02649-A, CCL000857-CC, RAD-209063, CCL000856-CC, RAD-209064, CCL000858-CC, CCL000859-CC, CCL02650-A, CCL000860-CC, CCL02651-A, RAD-209065, CCL02725-A, CCL000861-CC, CCL02724-A, 021494408FLE, 021494378FLE, 021494379FLE, |

| | | | |
|---|---|---|---|
| May 5, 2026 | 316,196 | | CC, RAD-209066, CCL000864-CC, RAD-209067, CCL000865-CC, CCL003610-X, RAD-209068, CCL003611-X, CCL007399-M, CCL003612-X, CCL007400-M, CCL007401-M, CCL007402-M, CCL000866-CC, RAD-209051, CCL000867-CC, CCL007403-M, CCL000868-CC, CCL007404-M, RAD-209052, CCL003613-X, RAD-209053, CCL003614-X, CCL003615-X, CCL003616-X, RAD-209054, CCL000869-CC, CCL007405-M, RAD-209055, CCL000870-CC, CCL000871-CC, CCL000873-CC, CCL000872-CC, CCL003512-X, CCL000874-CC, CCL02722-A, CCL003514-X, CCL000875-CC, CCL02721-A, CCL003515-X, CCL000877-CC, CCL003516-X, CCL000879-CC, CCL000881-CC, CCL000880-CC, RAD-209057, RAD-209058, 021494471FLE, 021494450FLE, 021494470FLE, 021494361FLE, |
| May 6, 2026 | 318,123 | | M, CCL02719-A, CCL000883-CC, RAD-209059, CCL003619-X, CCL003620-X, CCL003621-X, RAD-209060, RAD-209061, RAD-209074, CCL007410-M, CCL007411-M, CCL007412-M, CCL003622-X, CCL007413-M, RAD-209075, RAD-209076, RAD-209077, CCL007414-M, RAD-209078, CCL003623-X, CCL003624-X, CCL003625-X, RAD-209079, CCL007415-M, CCL000884-CC, CCL000885-CC, CCL000886-CC, RAD-209148, RAD-209149, CCL02718-A, CCL000887-CC, CCL02717-A, RAD-209146, CCL02716-A, RAD-209145, CCL000888-CC, RAD-209144, CCL02715-A, CCL02714-A, CCL000889-CC, RAD-209143, 021494457FLE, 021494456FLE, 021494473FLE, 021494455FLE, 021494454FLE, 021494453FLE, 021494474FLE, 021494452FLE, 021494416FLE, 021494451FLE, |
| May 7, 2026 | 287,674 | | CCL000892-CC, CCL007418-M, CCL007417-M, CCL000893-CC, CCL000894-CC, CCL000895-CC, CCL007419-M, RAD-209147, CCL007420-M, RAD-209081, CCL007421-M, CCL000896-CC, CCL007422-M, RAD-209080, RAD-209082, CCL007423-M, RAD-209083, RAD-209085, CCL000899-CC, CCL000900-CC, CCL000944-CC, CCL000901-CC, CCL003695-X, CCL000943-CC, CCL003690-X, CCL000942-CC, CCL003673-X, CCL003691-X, CCL02710-A, CCL003502-X, CCL000897-CC, CCL02711-A, RAD-209120, RAD-209119, RAD-209118, RAD-209117, CCL000890-CC, CCL003507-X, CCL000891-CC, CCL02709-A, CCL02708-A, CCL02707-A, 021494475FLE, 021494476FLE, 021303015FLE, 021303016FLE, 021303017FLE, 021494485FLE, 021494409FLE, |
| May 8, 2026 | 275,664 | | X, CCL000940-CC, CCL02706-A, RAD-209115, CCL02705-A, RAD-209114, CCL02704-A, CCL000939-CC, CCL003626-X, CCL007425-M, CCL007426-M, CCL007427-M, RAD-209113, CCL007428-M, CCL003694-X, CCL007429-M, CCL003696-X, CCL02703-A, CCL003627-X, CCL003628-X, RAD-209112, CCL003629-X, CCL003630-X, CCL007430-M, CCL003631-X, CCL000938-CC, CCL000937-CC, RAD-209095, CCL000936-CC, CCL000945-CC, CCL000935-CC, CCL000934-CC, CCL000933-CC, CCL02699-A, CCL000932-CC, RAD-209096, RAD-209109, CCL000931-CC, CCL02652-A, CCL000930-CC, CCL000929-CC, CCL007431-M, CCL02702-A, 021494477FLE, 021494417FLE, 021494461FLE |
| May 9, 2026 | 138,122 | | CCL000928-CC, CCL000927-CC, CCL000926-CC, CCL007432-M, RAD-209111, CCL007433-M, CCL02653-A, CCL007434-M, CCL007435-M, CCL02654-A, CCL007436-M, CCL007437-M, RAD-209110, CCL007438-M, CCL000925-CC, CCL007439-M, CCL02701-A, CCL02700-A, CCL000924-CC, CCL000923-CC, CCL000922-CC, CCL000921-CC, 021494465FLE, CCL02656-A, 021494418FLE, 021494463FLE, 021494469FLE |
| May 10, 2026 | 106,732 | | CCL003693-X, CCL000920-CC, CCL003692-X, CCL000919-CC, CCL003501-X, CCL003500-X, CCL000918-CC, CCL003499-X, CCL000916-CC, RAD-209093, CCL000915-CC, RAD-209094, CCL000914-CC, RAD-209086, CCL02655-A, RAD-209087, CCL000913-CC, RAD-209056, |
| May 11, 2026 | 285,038 | | CCL000908-CC, CCL003632-X, CCL000907-CC, CCL007440-M, CCL000906-CC, CCL007441-M, CCL003633-X, RAD-209089, RAD-209090, CCL007442-M, CCL007443-M, CCL000905-CC, CCL007444-M, CCL003634-X, RAD-209091, RAD-209092, RAD-209133, CCL003635-X, CCL007445-M, RAD-209134, CCL003641-X, CCL003639-X, CCL003638-X, CCL007447-M, CCL003637-X, RAD-209135, CCL02657-A, RAD-209136, CCL000904-CC, CCL02658-A, CCL000903-CC, CCL000902-CC, CCL000993-CC, CCL000992-CC, CCL000991-CC, CCL000990-CC, RAD-209137, CCL02659-A, CCL02660-A, CCL02661-A, 021494419FLE, 021494466FLE, 021494503FLE, 021494510FLE, 021494509FLE, 021494467FLE, |

| | | | |
|---|---|---|---|
| May 12, 2026 | 397,651 | | CCL007449-M, CCL003644-X, CCL007450-M, CCL003518-X, CCL003650-X, RAD-209138, CCL003679-X, CCL007454-M, CCL000987-CC, CCL02664-A, CCL02665-A, RAD-209139, CCL003645-X, RAD-209140, CCL02666-A, CCL007451-M, CCL007452-M, RAD-209141, CCL003636-X, RAD-209142, CCL007453-M, CCL000986-CC, RAD-209084, CCL000985-CC, CCL000984-CC, RAD-209150, CCL003640-X, RAD-209151, CCL003674-X, CCL003676-X, RAD-209088, CCL003677-X, CCL003678-X, RAD-209097, RAD-209098, CCL007455-M, CCL000989-CC, CCL000983-CC, RAD-209099, RAD-209121, CCL000982-CC, CCL000981-CC, RAD-209122, CCL000980-CC, CCL02667-A, CCL02668-A, CCL000979-CC, RAD-209123, CCL02669-A, RAD-209124, CCL000978-CC, RAD-209125, CCL003646-X, CCL02670-A, RAD-209126, CCL000977-CC, CCL02671-A, CCL003643-X, CCL02672-A, CCL003648-X, CCL003699-X, CCL003700-X, 021303018FLE, 021494518FLE, 021494511FLE, 021494422FLE, 021494505FLE, |
| May 13, 2026 | 337,147 | | A, CCL003697-X, CCL02674-A, CCL007456-M, RAD-209127, CCL02675-A, CCL007457-M, CCL02676-A, CCL000975-CC, RAD-209128, CCL003702-X, CCL007458-M, CCL003680-X, CCL000974-CC, CCL007460-M, CCL02677-A, CCL007459-M, CCL003688-X, CCL007461-M, CCL007462-M, CCL000946-CC, RAD-209129, CCL003689-X, CCL02678-A, CCL003686-X, CCL007463-M, RAD-209130, RAD-209131, CCL003685-X, RAD-209132, CCL000948-CC, CCL000949-CC, RAD-209152, RAD-209153, CCL000950-CC, CCL003707-X, RAD-209154, CCL003708-X, CCL000951-CC, CCL003709-X, CCL003710-X, CCL003711-X, CCL000952-CC, CCL003713-X, RAD-209155, CCL003712-X, CCL000953-CC, RAD-209156, RAD-209157, 021494460FLE, 021494507FLE, 021494506FLE, 021494468FLE, 021494420FLE, 021494526FLE, 021494516FLE, 021494527FLE |
| May 14, 2026 | 266,664 | | CCL007466-M, CCL007464-M, CCL007467-M, RAD-209101, CCL007468-M, CCL007469-M, RAD-209102, CCL007470-M, CCL000955-CC, RAD-209103, CCL000956-CC, RAD-209104, CCL000957-CC, RAD-209105, CCL007471-M, RAD-209106, CCL000958-CC, RAD-209107, CCL000959-CC, CCL000960-CC, CCL000961-CC, CCL000962-CC, CCL000963-CC, CCL003715-X, CCL003716-X, CCL003717-X, CCL003718-X, CCL003719-X, CCL003720-X, CCL003722-X, RAD-209108, CCL003723-X, CCL003721-X, CCL000964-CC, CCL000965-CC, CCL000966-CC, 021494533FLE, 021494512FLE, 021494517FLE, 021494537FLE, 021494532FLE, |
| May 15, 2026 | 205,067 | | CCL007473-M, CCL007475-M, CCL000971-CC, RAD-209159, CCL007474-M, CCL007476-M, RAD-209160, CCL007477-M, CCL000972-CC, RAD-209161, CCL007478-M, RAD-209162, CCL007472-M, CCL007479-M, CCL000973-CC, CCL02679-A, CCL000994-CC, CCL000995-CC, CCL02680-A, CCL000996-CC, CCL02681-A, CCL02683-A, RAD-209167, CCL000997-CC, CCL02684-A, CCL000998-CC, RAD-209163, CCL02685-A, 021494508FLE, 021494521FLE, 021494515FLE, 021494535FLE |
| May 16, 2026 | 156,222 | | CC, CCL02688-A, CCL007480-M, CCL007482-M, CCL007483-M, CCL007485-M, CCL001001-CC, CCL007484-M, CCL001002-CC, CCL001003-CC, RAD-209164, CCL001004-CC, RAD-209165, CCL007487-M, CCL007486-M, RAD-209166, CCL001005-CC, CCL001006-CC, RAD-209168, CCL001008-CC, CCL001009-CC, 021494522FLE, 021303007FLE, |
| May 17, 2026 | 132,685 | | X, CCL001011-CC, CCL003729-X, CCL003728-X, CCL003684-X, CCL003727-X, RAD-209169, RAD-209170, CCL001012-CC, CCL003731-X, CCL001016-CC, CCL003725-X, RAD-209171, CCL001017-CC, CCL001018-CC, CCL001019-CC, CCL003730-X, CCL001015-CC, RAD-209172, CCL003683-X, CCL003726-X |
| May 18, 2026 | 315,963 | 5,076 | CCL003703-X, RAD-209176, CCL007495-M, CCL007494-M, CCL001021-CC, CCL001022-CC, CCL007490-M, CCL007489-M, CCL007488-M, CCL02690-A, CCL003704-X, RAD-209177, CCL001023-CC, CCL003705-X, CCL007491-M, CCL003706-X, RAD-209178, CCL003751-X, RAD-209179, CCL003752-X, RAD-209180, CCL02691-A, RAD-209181, CCL02692-A, RAD-209182, CCL007492-M, CCL001024-CC, CCL007496-M, CCL001026-CC, CCL02693-A, CCL001027-CC, RAD-209183, CCL001028-CC, CCL003732-X, CCL003734-X, CCL003733-X, CCL02694-A, CCL003736-X, CCL003735-X, CCL02695-A, CCL003737-X, CCL003741-X, CCL001030-CC, CCL001029-CC, CCL02696-A, CCL001031-CC, CCL02697-A, CCL001032-CC, CCL02698-A, 021303082FLE, 021494542FLE, |

| | | | |
|---|---|---|---|
| May 19, 2026 | 412,788 | 5,292 | CC, CCL02728-A, CCL02726-A, RAD-209185, CCL001035-CC, CCL02729-A, CCL02730-A, CCL02731-A, CCL007500-M, CCL007501-M, CCL007499-M, CCL007504-M, CCL02732-A, CCL003753-X, RAD-209186, CCL001036-CC, CCL003754-X, CCL003756-X, RAD-209187, CCL001037-CC, CCL001038-CC, RAD-209188, CCL003755-X, CCL007497-M, CCL02733-A, CCL001039-CC, CCL003757-X, RAD-209189, RAD-209190, CCL003758-X, CCL001040-CC, RAD-209191, CCL007502-M, CCL003760-X, CCL007503-M, CCL001041-CC, CCL02736-A, RAD-209192, CCL001044-CC, CCL001042-CC, CCL02737-A, CCL001043-CC, CCL02738-A, CCL003742-X, CCL003743-X, CCL003744-X, CCL003747-X, CCL003745-X, CCL02739-A, CCL003748-X, CCL003746-X, CCL001046-CC, CCL02740-A, CCL003771-X, CCL003750-X, RAD-209193, CCL003770-X, CCL02742-A, CCL001045-CC, RAD-209194, RAD-209195, CCL001047-CC, CCL001048-CC, CCL02741-A, CCL003749-X, 021494529FLE, 021494530FLE, 021494560FLE, 021494536FLE, 021494554FLE, 021494559FLE, |
| May 20, 2026 | 351,853 | 1,654 | CCL02745-A, CCL003762-X, RAD-209197, RAD-209198, CCL02746-A, CCL007506-M, CCL001051-CC, RAD-209199, CCL007505-M, CCL02747-A, CCL001052-CC, CCL02748-A, CCL001053-CC, RAD-209200, CCL007507-M, CCL007508-M, CCL001054-CC, RAD-209201, CCL003763-X, CCL02749-A, CCL007509-M, CCL02750-A, CCL003766-X, CCL003765-X, CCL003764-X, CCL007510-M, RAD-209202, RAD-209203, CCL003769-X, CCL003767-X, RAD-209204, CCL007511-M, CCL02752-A, CCL02751-A, CCL007512-M, RAD-209205, CCL02753-A, CCL001057-CC, CCL001059-CC, CCL001060-CC, CCL003772-X, CCL003773-X, CCL003774-X, CCL003775-X, CCL003776-X, RAD-209206, CCL003777-X, CCL003778-X, CCL003780-X, CCL003779-X, RAD-209207, CCL003781-X, 021494561FLE, 021494531FLE, 021494572FLE, 021494577FLE, 021494578FLE, 021494545FLE, 021494562FLE, 021494540FLE |
| May 21, 2026 | 326,286 | | CC, CCL001063-CC, CCL003788-X, CCL003789-X, CCL003790-X, CCL007515-M, CCL003791-X, CCL007516-M, CCL001064-CC, CCL001065-CC, RAD-209209, CCL003792-X, CCL007517-M, CCL007518-M, CCL007513-M, RAD-209210, CCL003793-X, CCL007519-M, RAD-209211, CCL001068-CC, CCL001066-CC, CCL007520-M, CCL001067-CC, RAD-209212, CCL001069-CC, RAD-209213, RAD-209214, CCL001075-CC, CCL02769-A, CCL001076-CC, CCL003782-X, CCL02770-A, CCL003783-X, CCL003784-X, CCL02771-A, CCL003785-X, CCL001072-CC, CCL003844-X, CCL003843-X, CCL001077-CC, CCL001071-CC, CCL003840-X, CCL003842-X, CCL003841-X, CCL001073-CC, CCL02773-A, CCL02774-A, CCL02775-A, 021494248FLE, 021494564FLE, 021494553FLE, 021494424FLE, 021494574FLE, 021494558FLE, 021494563FLE |
| May 22, 2026 | 309,622 | | X, CCL003796-X, CCL02776-A, RAD-209217, RAD-209218, CCL007522-M, CCL02777-A, CCL001081-CC, CCL007521-M, RAD-209219, CCL02778-A, CCL02779-A, CCL007523-M, CCL003797-X, CCL007525-M, CCL007524-M, CCL003798-X, CCL003807-X, CCL003808-X, CCL007526-M, CCL003812-X, CCL003809-X, CCL003810-X, CCL003811-X, RAD-209220, CCL007527-M, RAD-209221, CCL007528-M, RAD-209222, RAD-209223, CCL001083-CC, CCL02781-A, CCL001082-CC, CCL001084-CC, CCL001085-CC, CCL003839-X, CCL001086-CC, CCL003838-X, CCL02782-A, CCL003837-X, CCL003836-X, CCL001087-CC, CCL02783-A, CCL003835-X, RAD-209224, CCL003813-X, 021494573FLE, 021494249FLE, 021303019FLE, 021494579FLE, 021303020FLE, 021494524FLE, 021494525FLE |
| May 23, 2026 | 138,806 | | CCL003799-X, RAD-209225, CCL001088-CC, CCL007530-M, CCL001089-CC, CCL001090-CC, RAD-209226, CCL007531-M, CCL001092-CC, RAD-209227, CCL007532-M, RAD-209228, CCL007533-M, CCL007529-M, RAD-209229, CCL007535-M, RAD-209230, RAD-209231, CCL007536-M, CCL007537-M, CCL001093-CC, RAD-209232, CCL001094-CC, 021494546FLE, 021494581FLE |
| May 24, 2026 | - | | |
| May 25, 2026 | 100,906 | | CCL003800-X, CCL003801-X, CCL003802-X, CCL003803-X, CCL001095-CC, CCL02789-A, CCL001096-CC, RAD-209233, CCL001097-CC, CCL001098-CC, CCL001099-CC, CCL02791-A, CCL001101-CC, CCL001106-CC, CCL02792-A, CCL001100-CC, CCL02793-A, CCL02803-A |

| | | | |
|---|---|---|---|
| May 26, 2026 | 367,611 | | CCL02797-A, CCL02798-A, CCL001104-CC, CCL02799-A, CCL001105-CC, CCL001107-CC, CCL02800-A, RAD-209234, RAD-209235, CCL007540-M, CCL02802-A, CCL003815-X, CCL007541-M, CCL003814-X, CCL02804-A, CCL007542-M, CCL02805-A, CCL001108-CC, CCL007544-M, CCL003816-X, CCL007543-M, CCL001109-CC, CCL003817-X, CCL001110-CC, RAD-209236, CCL02806-A, CCL007545-M, CCL007539-M, CCL02807-A, CCL02808-A, CCL007546-M, CCL02809-A, CCL001111-CC, CCL001112-CC, RAD-209237, CCL02810-A, CCL02811-A, CCL001113-CC, RAD-209238, CCL001114-CC, CCL001115-CC, CCL003804-X, RAD-209239, CCL001116-CC, CCL001117-CC, CCL003805-X, CCL003806-X, CCL003823-X, RAD-209240, CCL02812-A, RAD-209241, CCL02813-A, CCL02814-A, 021494582FLE, 021303022FLE, 021494551FLE, 021494588FLE, 021494565FLE, 021494576FLE, 021494589FLE, |
| May 27, 2026 | 391,107 | | CCL02817-A, CCL001118-CC, RAD-209244, CCL02819-A, RAD-209245, CCL02818-A, CCL001121-CC, CCL001120-CC, CCL007547-M, CCL003819-X, CCL007548-M, RAD-209246, CCL007549-M, CCL007550-M, CCL003820-X, CCL02820-A, CCL003821-X, CCL003846-X, RAD-209247, CCL003847-X, RAD-209248, CCL02821-A, CCL003848-X, RAD-209249, CCL001122-CC, CCL007552-M, CCL007553-M, CCL003849-X, CCL02822-A, CCL007551-M, CCL007554-M, CCL02823-A, RAD-209253, CCL02824-A, RAD-209254, CCL001123-CC, RAD-209255, CCL02825-A, CCL003824-X, CCL001126-CC, CCL001124-CC, CCL003825-X, CCL001125-CC, CCL001127-CC, CCL001128-CC, CCL003826-X, CCL02827-A, CCL003827-X, CCL02838-A, CCL003829-X, CCL003828-X, CCL003822-X, CCL001132-CC, CCL003830-X, CCL007556-M, CCL003831-X, CCL003832-X, 021494566FLE, 021494598FLE, 021494550FLE, 021494549FLE, 021494580FLE, 021494548FLE, 021494600FLE, 021494547FLE, 021494599FLE |
| May 28, 2026 | 380,918 | | CCL001134-CC, RAD-209258, RAD-209259, CCL001133-CC, RAD-209250, CCL02828-A, CCL001135-CC, RAD-209260, CCL02829-A, RAD-209251, CCL007557-M, CCL001136-CC, CCL007558-M, RAD-209256, RAD-209252, RAD-209261, RAD-209262, CCL003854-X, RAD-209263, CCL007560-M, CCL007559-M, CCL001137-CC, CCL007555-M, RAD-209264, CCL007561-M, CCL003855-X, CCL003856-X, CCL02831-A, CCL003859-X, CCL02832-A, CCL007562-M, RAD-209265, CCL02833-A, CCL001140-CC, CCL001141-CC, CCL001142-CC, CCL02834-A, CCL001143-CC, CCL02835-A, CCL001144-CC, CCL001145-CC, CCL003833-X, CCL003834-X, CCL003893-X, RAD-209266, CCL003894-X, CCL02836-A, CCL001146-CC, CCL003895-X, CCL003896-X, CCL003898-X, CCL003897-X, CCL003899-X, CCL003900-X, CCL02837-A, CCL001139-CC, 021494195FLE, 021486610FLE, 021486624FLE, 021486625FLE, 021494575FLE, 021486628FLE, 021486626FLE, 021486627FLE, 021494555FLE |
| May 29, 2026 | 280,223 | | CCL02843-A, CCL001148-CC, CCL001149-CC, CCL02844-A, CCL02845-A, RAD-209267, CCL02846-A, CCL007564-M, RAD-209268, CCL007565-M, CCL02848-A, CCL001150-CC, CCL007566-M, CCL02849-A, CCL007567-M, CCL007568-M, CCL007569-M, CCL02850-A, RAD-209269, CCL007563-M, CCL02851-A, RAD-209270, CCL001151-CC, CCL007570-M, RAD-209271, RAD-209272, CCL001155-CC, CCL001156-CC, CCL001157-CC, RAD-209273, CCL001158-CC, CCL02852-A, CCL02853-A, RAD-209275, CCL001152-CC, CCL001153-CC, RAD-209276, CCL02854-A, 021494196FLE, 021486622FLE, 021312476FLE, 021486621FLE, 021303021FLE, 021494597FLE, 021486647FLE |
| May 30, 2026 | 215,492 | | [illegible] CCL02856-A, CCL007572-M, CCL02857-A, CCL007573-M, CCL02858-A, CCL007571-M, CCL001159-CC, CCL007574-M, CCL001160-CC, CCL007575-M, CCL007576-M, CCL001161-CC, CCL007577-M, CCL02859-A, CCL02860-A, CCL007578-M, RAD-209280, CCL02861-A, RAD-209281, CCL02862-A, CCL001162-CC, CCL02863-A, RAD-209282, CCL02864-A, CCL001163-CC, RAD-209283, RAD-209284, CCL001164-CC, CCL007579-M, CCL001165-CC, CCL007580-M, CCL007581-M, 021486616FLE, |
| May 31, 2026 | - | | |
| **May 2026 Total** | 7,575,056 | 12,022 | |

**June 2026**

| | | | |
|---|---|---|---|
| June 1, 2026 | 291,628 | | X, CCL007582-M, CCL003903-X, CCL003860-X, RAD-209285, CCL003904-X, CCL007585-M, CCL003905-X, RAD-209286, CCL003906-X, CCL007584-M, CCL003845-X, CCL001167-CC, CCL007586-M, CCL003861-X, CCL003862-X, CCL003863-X, CCL001168-CC, CCL001170-CC, CCL001169-CC, CCL003864-X, RAD-209287, CCL001171-CC, CCL007587-M, CCL001172-CC, CCL003865-X, CCL003866-X, CCL001173-CC, CCL001174-CC, CCL001175-CC, CCL02866-A, CCL001176-CC, CCL02867-A, CCL001177-CC, CCL001178-CC, CCL001179-CC, RAD-209289, CCL001180-CC, RAD-209288, CCL007588-M, CCL007589-M, CCL02868-A, CCL001181-CC, CCL001182-CC, CCL001183-CC, RAD-209290, 021486648FLE, 021486615FLE, 021486614FLE, 021486636FLE |
| June 2, 2026 | 302,126 | | CCL007592-M, CCL003909-X, RAD-209294, RAD-209292, RAD-209293, CCL02872-A, CCL001185-CC, CCL007593-M, CCL02871-A, CCL001186-CC, CCL007594-M, CCL001187-CC, CCL001188-CC, CCL02870-A, CCL001189-CC, RAD-209296, RAD-209295, CCL02873-A, CCL001190-CC, CCL02874-A, RAD-209297, CCL001191-CC, RAD-209298, CCL001192-CC, CCL007596-M, RAD-209299, CCL001194-CC, CCL001193-CC, CCL001195-CC, RAD-209300, CCL001196-CC, CCL001197-CC, RAD-209301, CCL00198-CC, CCL001199-CC, RAD-209302, CCL001201-CC, CCL02877-A, CCL02875-A, CCL02876-A, RAD-209303, CCL001205-CC, CCL001200-CC, CCL001202-CC, CCL001203-CC, CCL007595-M, 021494596FLE, 021494557FLE, 021494595FLE, 021486666FLE, 021486633FLE, 021486611FLE, 021494567FLE, 021494568FLE, 021486644FLE |
| June 3, 2026 | 283,697 | | CCL003871-X, CCL003872-X, CCL001206-CC, CCL001207-CC, CCL001208-CC, CCL02879-A, CCL02880-A, CCL001209-CC, CCL02881-A, CCL003873-X, CCL02882-A, CCL001210-CC, CCL001211-CC, CCL003874-X, CCL02883-A, CCL02884-A, CCL001212-CC, CCL001213-CC, CCL001215-CC, CCL001216-CC, CCL001214-CC, RAD-209304, CCL02885-A, RAD-209305, CCL02886-A, CCL003910-X, RAD-209306, RAD-209314, RAD-209309, CCL003911-X, RAD-209308, RAD-209319, RAD-209318, CCL003912-X, RAD-209313, RAD-209317, CCL003913-X, RAD-209316, RAD-209315, RAD-209312, RAD-209307, 021486629FLE, 021486630FLE, 021486634FLE, 021486635FLE, 021486674FLE, 021486676FLE |
| June 4, 2026 | 311,216 | | CCL007600-M, CCL007598-M, CCL003917-X, CCL003914-X, RAD-209310, CCL003919-X, CCL007601-M, CCL003918-X, CCL003875-X, CCL007602-M, CCL003876-X, CCL001217-CC, RAD-209320, CCL003877-X, RAD-209321, CCL003878-X, CCL001218-CC, CCL007603-M, CCL001219-CC, RAD-209322, RAD-209323, CCL001226, CCL001220-CC, RAD-209324, RAD-209325, CCL007604-M, CCL001221-CC, RAD-209326, CCL001222-CC, CCL02888-A, RAD-209327, CCL001223-CC, CCL001224-CC, CCL001225-CC, CCL007605-M, CCL001227-CC, CCL007606-M, CCL02889-A, CCL001228-CC, CCL02890-A, CCL02891-A, CCL001229-CC, RAD-209349, 021486675FLE, 021486672FLE, 021486683FLE, 021486632FLE, 021486670FLE, 021494593FLE, 021486669FLE, 021494594FLE |
| June 5, 2026 | 275,185 | | CCL003925-X, CCL007608-M, CCL003926-X, CCL007609-M, CCL003927-X, CCL007610-M, CCL001230-CC, CCL007611-M, CCL001232-CC, CCL001231-CC, RAD-209348, CCL001233-CC, RAD-209347, RAD-209346, CCL02896-A, RAD-209345, CCL02897-A, CCL001239-CC, CCL001234-CC, CCL007612-M, CCL007614-M, CCL007613-M, CCL001236-CC, RAD-209344, CCL001235-CC, CCL02898-A, RAD-209342, RAD-209343, CCL02899-A, CCL02900-A, CCL02901-A, CCL001237-CC, CCL02902-A, CCL001238-CC, CCL001240-CC, CCL001241-CC, CCL001242-CC, 021486668FLE, 021486667FLE, 021486673FLE, 021486642FLE, 021486694FLE, 021303027FLE, 021303024FLE, 021486693FLE |
| June 6, 2026 | 259,299 | | CCL007617-M, CCL003955-X, CCL003931-X, CCL007618-M, CCL003933-X, CCL003932-X, CCL007619-M, CCL003953-X, CCL007620-M, CCL003952-X, CCL007616-M, CCL02904-A, CCL02903-A, RAD-209328, CCL02905-A, RAD-209341, CCL001244-CC, CCL001245-CC, RAD-209329, CCL001246-CC, RAD-209330, CCL001247-CC, CCL001248-CC, RAD-209331, CCL001249-CC, CCL001250-CC, RAD-209332, CCL001251-CC, CCL02906-A, RAD-209333, RAD-209334, CCL001252-CC, RAD-209335, CCL02907-A, CCL001253-CC, CCL001254-CC, CCL001255-CC, CCL001256-CC, RAD-209336, CCL001258-CC, CCL001259-CC, |
| June 7, 2026 | - | | |

| | | | |
|---|---|---|---|
| June 8, 2026 | 307,751 | | RAD-209338, CCL001264-CC, CCL001263-CC, RAD-209339, CCL007623-M, CCL003885-X, CCL003884-X, RAD-209340, CCL007624-M, CCL02909-A, CCL007625-M, CCL007626-M, CCL007627-M, CCL007628-M, CCL003880-X, CCL001265-CC, CCL001266-CC, CCL02910-A, CCL001267-CC, CCL02911-A, CCL001268-CC, CCL02912-A, CCL003879-X, RAD-209350, RAD-209351, CCL001269-CC, CCL001276-CC, CCL001270-CC, CCL001271-CC, CCL001272-CC, CCL007629-M, CCL02913-A, CCL007630-M, CCL001273-CC, CCL001274-CC, RAD-209352, CCL001275-CC, RAD-209353, CCL001277-CC, RAD-209354, CCL02914-A, RAD-209355, CCL02915-A, CCL003881-X, 021486695FLE, 021303025FLE, 021486650FLE, 021486691FLE, 021486646FLE, 021486692FLE, |
| June 9, 2026 | 363,715 | | CCL003958-X, CCL007633-M, CCL02917-A, CCL001201-RW, CCL003960-X, CCL007634-M, CCL007632-M, CCL003961-X, CCL001279-CC, CCL001202-RW, CCL007635-M, RAD-209356, CCL001200-RW, CCL02918-A, RAD-209357, RAD-209358, CCL001280-CC, CCL02919-A, RAD-209359, CCL02920-A, RAD-209371, CCL001285-CC, RAD-209372, CCL02921-A, RAD-209373, CCL02922-A, RAD-209374, CCL02923-A, CCL001203-RW, RAD-209375, CCL001204-RW, CCL02925-A, CCL007637-M, CCL007636-M, CCL001281-CC, RAD-209360, CCL001286-CC, RAD-209361, CCL001205-RW, CCL001282-CC, CCL001283-CC, RAD-209362, CCL02926-A, CCL001284-CC, CCL02924-A, CCL003962-X, CCL003963-X, CCL003964-X, CCL003965-X, CCL02927-A, CCL02931-A, CCL02928-A, CCL02929-A, CCL02930-A, 021494590FLE, 021486699FLE, 021494592FLE, 021486723FLE, 021486704FLE, 021486696FLE, |
| June 10, 2026 | 369,955 | | M, CCL003975-X, CCL007640-M, CCL02934-A, CCL003968-X, CCL007641-M, CCL003972-X, CCL02935-A, CCL007639-M, CCL003974-X, CCL003973-X, CCL007642-M, CCL003976-X, CCL001207-RW, CCL001208-RW, RAD-209363, CCL02936-A, RAD-209364, CCL001290-CC, RAD-209365, CCL02937-A, RAD-209366, CCL02938-A, CCL001291-CC, CCL02939-A, CCL007644-M, RAD-209367, CCL02944-A, RAD-209368, CCL02940-A, RAD-209369, CCL001209-RW, CCL007645-M, CCL001210-RW, RAD-209370, CCL007643-M, CCL02942-A, RAD-209377, CCL002943-A, CCL001211-RW, CCL007646-M, CCL02945-A, RAD-209376, CCL02946-A, RAD-209378, RAD-209379, CCL02947-A, CCL02948-A, CCL02949-A, CCL02952-A, CCL02951-A, CCL02950-A, CCL02953-A, RAD-209380, RAD-209381, RAD-209382, CCL001293-CC, CCL001292-CC, 021494591FLE, 021486705FLE, 021486700FLE, 021486643FLE, 021486703FLE, 021486706FLE, 021486701FLE, 021486702FLE |
| June 11, 2026 | 344,321 | | M, CCL003985-X, CCL007649-M, CCL003977-X, CCL003969-X, CCL007650-M, CCL003986-X, CCL007651-M, CCL003981-X, CCL007652-M, RAD-209383, CCL001212-RW, RAD-209386, RAD-209385, CCL001213-RW, RAD-209387, CCL02955-A, CCL001294-CC, RAD-209384, CCL02956-A, RAD-209388, CCL001295-CC, CCL02957-A, CCL001213B-RW, CCL001296-CC, CCL02958-A, CCL001297-CC, CCL02959-A, RAD-209390, CCL02960-A, CCL001298-CC, CCL02961-A, CCL001299-CC, CCL007654-M, CCL007655-M, CCL02962-A, RAD-209391, CCL02965-A, CCL001215-RW, CCL02964-A, RAD-209393, CCL02963-A, CCL001214-RW, RAD-209392, CCL02966-A, CCL001300-CC, CCL02968-A, RAD-209394, RAD-209395, RAD-209397, CCL02971-A, RAD-209396, 021486749FLE, 021486748FLE, 021486747FLE, 021486681FLE, 021494583FLE, |
| June 12, 2026 | 355,614 | | CCL003988-X, CCL003989-X, CCL007657-M, CCL007659-M, CCL007658-M, RAD-209398, RAD-209399, RAD-209400, CCL007660-M, RAD-209402, RAD-209401, CCL007661-M, RAD-209389, CCL001301-CC, CCL003882-X, CCL001302-CC, CCL02972-A, CCL02973-A, CCL001303-CC, CCL02974-A, CCL02975-A, CCL001304-CC, CCL02976-A, CCL02977-A, CCL003883-X, CCL02978-A, CCL001305-CC, CCL001306-CC, CCL007662-M, CCL001307-CC, CCL007663-M, CCL02979-A, CCL02980-A, CCL001308-CC, CCL02981-A, CCL02982-A, CCL02983-A, CCL001309-CC, CCL001310-CC, CCL02984-A, RAD-209403, RAD-209406, CCL001311-CC, RAD-209404, CCL02985--A, RAD-209407, CCL001312-CC, RAD-209405, RAD-209408, CCL02986-A, CCL001313-CC, RAD-209409, CCL001314-CC, CCL02988-A, CCL02989-A, CCL001315-CC, 021486652FLE, 021303023FLE, 021486725FLE, 021486690FLE, 021486745FLE, 021486726FLE, 021486641FLE |
| June 13, 2026 | 218,514 | | CCL007665-M, CCL003951-X, CCL003990-X, CCL007666-M, CCL003991-X, CCL003993-X, CCL003992-X, CCL003987-X, RAD-209410, CCL007669-M, RAD-209420, CCL007668-M, CCL001316-CC, RAD-209419, CCL02991-A, CCL001317-CC, RAD-209417, RAD-209418, CCL007670-M, CCL02992-A, CCL001318-CC, CCL02993-A, CCL001319-CC, CCL001320-CC, CCL02994-A, CCL02995-A, CCL001321-CC, CCL02996-A, CCL001323-CC, CCL001324-CC, CCL001326-CC, CCL001325-CC, CCL001322-CC, CCL001327-CC, CCL001329-CC |

| | | | |
|---|---|---|---|
| June 14, 2026 | - | | |
| June 15, 2026 | 291,367 | | M, CCL001330-CC, CCL001331-CC, CCL007676-M, CCL001332-CC, RAD-209416, CCL001333-CC, CCL003886-X, CCL003887-X, CCL003888-X, CCL001216-RW, CCL003889-X, CCL001217-RW, RAD-209415, CCL003890-X, RAD-209414, CCL001334-CC, RAD-209413, CCL007677-M, CCL001335-CC, RAD-209412, CCL001218-RW, CCL001336-CC, RAD-209411, CCL001337-CC, CCL001338-CC, CCL001339-CC, CCL001340-CC, CCL02997-A, CCL001341-CC, CCL001342-CC, RAD-209421, CCL02998-A, CCL001343-CC, CCL02999-A, CCL007678-M, RAD-209422, CCL001345-CC, RAD-209423, CCL03000-A, CCL001344-CC, CCL03001-A, CCL03002-A, CCL03003-A, CCL001328-CC, 021486649FLE, 021486687FLE, 021494584FLE, 021486721FLE |
| June 16, 2026 | 428,007 | | M, CCL003996-X, CCL003997-X, CCL003998-X, CCL007681-M, CCL004001-X, CCL003999-X, CCL007682-M, CCL004000-X, CCL007683-M, CCL003934-X, CCL003892-X, RAD-209424, RAD-209427, RAD-209428, RAD-209426, RAD-209425, CCL003935-X, RAD-209429, CCL003936-X, CCL003937-X, RAD-209430, CCL003939-X, CCL003938-X, CCL001346-CC, CCL001347-CC, CCL03004-A, CCL03005-A, CCL03006-A, CCL001348-CC, CCL03007-A, RAD-209431, CCL001349-CC, CCL001350-CC, CCL001351-CC, CCL03008-A, CCL03009-A, CCL007685-M, CCL03010-A, CCL001353-CC, CCL001352-CC, CCL007686-M, CCL03011-A, RAD-209432, CCL03012-A, CCL007687-M, CCL001354-CC, CCL03014-A, CCL001357-CC, CCL03015-A, RAD-209433, CCL001356-CC, CCL001355-CC, CCL03013-A, CCL001358-CC, RAD-209434, RAD-209435, RAD-209436, CCL001359-CC, CCL03016-A, CCL03017-A, CCL001361-CC, CCL03018-A, CCL03019-A, CCL03020-A, CCL03021-A, 021486744FLE, 021303026FLE, 021486729FLE, 021486716FLE, 021486730FLE, |
| June 17, 2026 | 433,811 | | CCL03024-A, CCL007689-M, CCL003948-X, CCL007690-M, CCL004016-CC, CCL03025-A, CCL007691-M, CCL004017-CC, CCL007692-M, CCL001219-RW, CCL007693-M, RAD-209437, CCL03026-A, RAD-209438, CCL03027-A, CCL001360-CC, CCL001220-RW, CCL001362-CC, CCL001363-CC, CCL03028-A, RAD-209439, CCL004018-C, RAD-209440, CCL03029-A, CCL03030-A, CCL001364-CC, RAD-209441, CCL004019-C, RAD-209442, RAD-209443, CCL001365-CC, CCL007694-M, CCL03031-A, CCL004020-C, CCL007695-M, CCL001221-RW, CCL03032-A, CCL007696-M, RAD-209444, CCL001222-RW, RAD-209445, CCL001366-CC, CCL004004-X, CCL004003-X, CCL001367-CC, CCL001368-CC, CCL004007-X, CCL004005-X, CCL004008-X, CCL001369-CC, CCL004009-X, CCL004010-X, CCL03033-A, CCL03034-A, CCL03035-A, CCL001370-CC, RAD-209446, CCL03037-A, CCL001371-CC, RAD-209447, RAD-209448, CCL001372-CC, RAD-209449, CCL03039-A, CCL001373-CC, CCL004012-X, 021486717FLE, 021486720FLE, 021486713FLE, 021486750FLE, 021486715FLE, 021486714FLE, 021486711FLE, |
| June 18, 2026 | 393,940 | | CCL007698-M, CCL004016-X, CCL03040-A, CCL007699-M, CCL03041-A, CCL03042-A, CCL007700-M, CCL03044-A, CCL03043-A, CCL007701-M, CCL03045-A, RAD-209450, CCL007702-M, RAD-209451, RAD-209452, CCL004022-C, RAD-209453, CCL001375-CC, CCL001376-CC, RAD-209454, CCL001377-CC, CCL004021-C, CCL004023-C, CCL004024-C, CCL004025-C, CCL004026-C, CCL004027-C, CCL004028-C, CCL03046-A, CCL007703-M, RAD-209455, CCL004029-C, CCL001378-CC, RAD-209456, CCL001379-CC, CCL03047-A, CCL03048-A, CCL001380-CC, CCL001383-CC, CCL001381-CC, CCL001385-CC, CCL001384-CC, CCL03049-A, CCL001386-CC, CCL03050-A, CCL001387-CC, RAD-209457, RAD-209458, RAD-209459, CCL001388-CC, RAD-209460, CCL001389-CC, RAD-209461, CCL001390-CC, CCL03051-A, CCL001392-CC, CCL004030-C, 021486753FLE, 021486655FLE, 021486708FLE, 021486710FLE, 021486680FLE, 021494194FLE, 021486654FLE, 021486709FLE, 021486712FLE, 021486728FLE, 021486752FLE |
| June 19, 2026 | 343,892 | | CCL007705-M, CCL004022-X, CCL004021-X, CCL007707-M, CCL007706-M, CCL004023-X, CCL004024-X, CCL004025-X, CCL007709-M, CCL004026-X, CCL007708-M, CCL007711-M, CCL004031-C, CCL001393-CC, CCL007710-M, RAD-209462, CCL004032-C, CCL004033-C, RAD-209463, RAD-209464, CCL03053-A, CCL03052-A, CCL03054-A, RAD-209465, CCL03055-A, CCL004134-C, CCL004135-C, CCL03056-A, RAD-209466, CCL03057-A, RAD-209467, CCL03059-A, CCL03058-A, CCL03060-A, CCL03061-A, CCL03063-A, CCL03062-A, CCL03064-A, RAD-209468, CCL03065-A, CCL03067-A, CCL03066-A, RAD-209469, RAD-209470, CCL03069-A, CCL03068-A, CCL004027-X, CCL001394-CC, CCL03070-A, 021486707FLE, 021494487FLE, 021486727FLE, 021494585FLE, 021486754FLE, 021494478FLE, 021494480FLE, 021486731FLE, |

| | | | |
|---|---|---|---|
| June 20, 2026 | 193,248 | | CCL007713-M, CCL004029-X, CCL007714-M, CCL004028-X, CCL007712-M, CCL001395-CC, CCL007715-M, RAD-209472, CCL001396-CC, CCL007716-M, CCL007717-M, RAD-209473, CCL007718-M, RAD-209474, CCL03071-A, RAD-209475, CCL03072-A, CCL03073-A, CCL03074-A, CCL03075-A, CCL007719-M, CCL03076-A, CCL03077-A, RAD-209476, CCL03078-A, CCL001397-CC, RAD-209477, CCL03079-A, CCL03080-A, CCL001398-CC, CCL03081-A, RAD-209478, CCL03082-A, CCL001399-CC, |
| June 21, 2026 | - | | |
| June 22, 2026 | 356,393 | | M, CCL004034-X, CCL007721-M, CCL004039-X, CCL007723-M, CCL004036-X, CCL007724-M, CCL004035-X, CCL004037-X, CCL004040-X, CCL007725-M, CCL004038-X, CCL004054-X, CCL004136-C, CCL004137-C, CCL004138-C, CCL004139-C, CCL004140-C, CCL004141-C, CCL001401-CC, CCL001402-CC, RAD-209479, CCL004142-C, RAD-209482, RAD-209480, CCL001403-CC, CCL001404-CC, RAD-209481, CCL03084-A, CCL001405-CC, CCL007726-M, CCL001406-CC, RAD-209483, RAD-209484, CCL007727-M, CCL001408-CC, CCL03085-A, CCL001407-CC, CCL001410-CC, CCL001409-CC, CCL001411-CC, CCL03087-A, CCL03086-A, CCL03088-A, CCL03089-A, CCL03090-A, CCL03091-A, CCL03092-A, CCL004041-X, CCL03093-A, RAD-209485, RAD-209486, CCL001412-CC, RAD-209487, RAD-209488, CCL03094-A, CCL001413-CC, CCL03095-A, 021486743FLE, 021494488FLE, |
| June 23, 2026 | 398,891 | | AV, CCL007729-M, CCL001418-CC, CCL001414-CC, CCL010602-AV, CCL007730-M, CCL001419-CC, CCL007731-M, CCL001420-CC, CCL007732-M, CCL001223-RW, CCL004143-C, CCL007733-M, CCL010603-AV, CCL007734-M, CCL004144-C, RAD-209489, CCL001421-CC, CCL010605-AV, CCL004145-C, RAD-209490, CCL001224-RW, RAD-209491, CCL001422-CC, CCL010606-AV, RAD-209492, CCL004146-C, RAD-209493, CCL010607-AV, CCL004147-C, CCL010608-AV, CCL001423-CC, CCL001426-CC, RAD-209494, CCL001425-CC, CCL001424-CC, CCL007735-M, CCL010609-AV, RAD-209495, RAD-209496, RAD-209497, CCL010610-AV, CCL001225-RW, CCL001226-RW, CCL010611-AV, RAD-209498, CCL004042-X, CCL004043-X, CCL010614-AV, CCL010613-AV, CCL001431-CC, CCL010612-AV, CCL001428-CC, CCL010615-AV, CCL004044-X, CCL004046-X, CCL004053-X, CCL001429-CC, RAD-209499, CCL004047-X, CCL001430-CC, RAD-209500, CCL004049-X, CCL001432-CC, CCL004050-X, CCL004052-X, CCL004048-X, CCL004051- |
| June 24, 2026 | 404,650 | | M, CCL004149-C, CCL004057-X, CCL004150-C, CCL010616-AV, CCL007744-M, CCL004059-X, CCL001433-CC, CCL007745-M, CCL004151-C, CCL001227-RW, CCL007746-M, CCL004152-C, CCL007743-M, CCL010617-AV, CCL004153-C, CCL001436-CC, RAD-209501, CCL001435-CC, CCL001434-CC, RAD-209502, CCL001228-RW, RAD-209503, CCL001437-CC, CCL001438-CC, CCL010618-AV, RAD-209504, CCL010619-AV, CCL010620-AV, CCL010621-AV, RAD-209505, CCL001439-CC, RAD-209506, CCL001440-CC, RAD-209507, RAD-209508, CCL001229-RW, CCL001441-CC, RAD-209509, CCL007738-M, CCL007739-M, CCL010622-AV, CCL001442-CC, CCL001230-RW, CCL010623-AV, CCL010624-AV, CCL001443-CC, CCL010625-AV, CCL010626-AV, CCL001444-CC, CCL001445-CC, CCL010629-AV, RAD-209510, CCL001446-CC, CCL010627-AV, RAD-209511, CCL001447-CC, CCL010628-AV, RAD-209512, CCL001231-RW, CCL010630-AV, CCL010631-AV, RAD-209515, RAD-209514, RAD-209513, 021486742FLE, |
| June 25, 2026 | 331,654 | | M, CCL004066-X, CCL004063-X, CCL001450-CC, CCL004065-X, CCL004064-X, CCL004157-C, CCL007742-M, CCL004068-X, CCL004067-X, CCL004069-X, CCL007747-M, CCL004158-C, CCL001449-CC, CCL004159-C, CCL007748-M, CCL004160-C, CCL004161-C, CCL007749-M, RAD-209516, CCL001451-CC, RAD-209517, CCL010635-AV, CCL004162-C, RAD-209525, CCL010636-AV, CCL001452-CC, RAD-209518, RAD-209520, RAD-209519, CCL010637-AV, CCL007750-M, CCL004163-C, RAD-209521, CCL010638-AV, CCL004073-X, CCL010639-AV, CCL004074-X, CCL010640-AV, CCL010645-AV, CCL010642-AV, RAD-209522, RAD-209523, CCL004072-X, CCL010643-AV, CCL004071-X, CCL010644-AV, CCL004075-X, CCL004070-X, RAD-209524, RAD-209526, RAD-209527, 021486741FLE, 021486686FLE, 021494586FLE, |

| | | | |
|---|---|---|---|
| June 26, 2026 | 323,569 | | CCL007752-M, CCL004086-X, CCL004081-X, CCL007753-M, CCL007754-M, CCL004087-X, CCL004080-X, CCL007755-M, CCL004082-X, CCL007756-M, CCL004083-X, CCL004084-X, RAD-209528, CCL004085-X, CCL007757-M, CCL001453-CC, CCL007758-M, CCL004165-C, RAD-209529, RAD-209531, RAD-209530, CCL001454-CC, RAD-209532, CCL004166-C, RAD-209533, CCL010648-AV, CCL004169-C, CCL004167-C, CCL004168-C, CCL004170-C, RAD-209534, CCL004171-C, CCL001455-CC, CCL001456-CC, RAD-209535, CCL010649-AV, CCL001457-CC, CCL010650-AV, CCL001458-CC, CCL010651-AV, CCL010652-AV, CCL010653-AV, RAD-209536, CCL010654-AV, CCL010655-AV, CCL010656-AV, CCL010657-AV, CCL001459-CC, RAD-209537, RAD-209538, 021486688FLE, 021486738FLE, 021486740FLE, 021486764FLE, |
| June 27, 2026 | 185,217 | | CCL004095-X, CCL010658-AV, CCL004094-X, CCL010659-AV, CCL004096-X, CCL004090-X, CCL004097-X, CCL010660-AV, CCL004099-X, CCL010661-AV, CCL004098-X, CCL010662-AV, CCL001460-CC, RAD-209540, CCL010663-AV, CCL010664-AV, CCL001461-CC, CCL010665-AV, CCL001462-CC, CCL010666-AV, RAD-209541, CCL010667-AV, RAD-209542, CCL001463-CC, RAD-209543, RAD-209544, CCL010668-AV, |
| June 28, 2026 | - | | |
| June 29, 2026 | 359,726 | | CCL004108-X, CCL007760-M, CCL004111-X, CCL004103-X, CCL007761-M, CCL004109-X, CCL004106-X, CCL004113-X, CCL007762-M, CCL004105-X, RAD-209546, CCL004104-X, CCL007763-M, CCL004110-X, CCL004112-X, CCL007764-M, CCL010670-AV, CCL004172-C, CCL004173-C, CCL007765-M, CCL001466-CC, CCL001467-CC, CCL004174-C, CCL001468-CC, CCL004176-C, CCL010671-AV, CCL001469-CC, CCL004177-C, RAD-209547, CCL004178-C, CCL004175-C, RAD-209548, CCL010672-AV, RAD-209549, CCL001470-CC, CCL007766-M, CCL001472-CC, CCL001471-CC, CCL001473-CC, RAD-209550, CCL001474-CC, CCL007767-M, CCL010673-AV, CCL001475-CC, CCL010675-AV, CCL001476-CC, CCL001477-CC, RAD-209551, RAD-209552, CCL001478-CC, RAD-209553, RAD-209554, CCL001479-CC, CCL010676-AV, RAD-209555, CCL001480-CC, 021486756FLE, 021486755FLE, 021494587FLE, |
| June 30, 2026 | 440,434 | | CCL004116-X, CCL004121-X, CCL007770-M, CCL004118-X, CCL007771-M, CCL004119-X, CCL004120-X, CCL007772-M, CCL004123-X, CCL004124-X, CCL004125-X, CCL007773-M, RAD-209556, RAD-209557, CCL004179-C, CCL001481-CC, CCL004180-C, CCL001482-CC, CCL004181-C, RAD-209558, CCL004182-C, CCL001483-CC, CCL001484-CC, CCL004183-C, RAD-209561, CCL010678-AV, CCL004184-C, CCL004126-X, CCL001232-RW, CCL010679-AV, RAD-209562, CCL004127-X, RAD-209559, CCL004128-X, CCL004130-X, CCL004186-C, RAD-209560, CCL004185-C, CCL004188-C, CCL004129-X, CCL007774-M, RAD-209563, CCL001485-CC, CCL010680-AV, CCL001486-CC, CCL001233-RW, CCL001487-CC, CCL010682-AV, CCL001488-CC, CCL001489-CC, CCL010683-AV, CCL007775-M, CCL001234-RW, CCL010684-AV, CCL001490-CC, CCL001491-CC, CCL010685-AV, CCL010691-AV, CCL001492-CC, CCL001493-CC, CCL010687-AV, RAD-209564, CCL010688-AV, CCL010689-AV, RAD-209565, CCL010690-AV, CCL001235-RW, CCL010692-AV, RAD-209566, CCL010693-AV, CCL010694-AV, |
| **June 2026 Total** | 8,567,820 | - | #CALC! |
| | | | |
| **1st Quarter Total** | 16,907,024 | 10,565 | |
| **2nd Quarter Total** | 22,242,116 | 12,022 | |
| **3rd Quarter Total** | | | |
| **4th Quarter Total** | | | |
| **2026 Year to date Total** | **39,149,140** | **22,587** | |
| **3 Month Average=** | **13,049,713** | **7,529** | |
| **Forecasted 12 month total** | **156,596,560** | **90,348** | |

**APPENDIX J**

**SPECIAL WASTE REPORT**

# APPENDIX J

# WASTE ACCEPTANCE REPORT

# FIRST SEMIANNUAL 2026

The California Regional Water Quality Control Board, Los Angeles Region (RWQCB) adopted Order No. R4-2011-0052 (Order) in March 2011 which amended the waste discharge requirements (WDRs) for the Chiquita Canyon Landfill (CCL). The Order serves as the WDRs for the "disposal of non-designated/non-hazardous contaminated soils and the onsite use of non-hazardous contaminated soils or related wastes" at municipal solid waste (MSW) landfills. The Order defines "contaminated soils" as soils that are impacted by pollutants listed in the WDRs, but in low enough concentrations that the soil is not a designated or hazardous waste.

In compliance with the Order, CCL submitted an updated Waste Acceptance Plan (WAP) (revised April 29, 2011) to the RWQCB Executive Officer for approval. The WAP describes the procedures that have been implemented at CCL for obtaining and approving soil profiling information, testing procedures for waste constituents accepted, site-specific threshold levels for all appropriate wastes accepted (for disposal or reuse), and a description of the personnel responsible for implementing the plan. CCL's Special Waste reporting requirements are described in Section 3.0 of the WAP.

This document provides the Special Waste acceptance and disposal information for the fourth quarter of 2025 and the first quarter of 2026 (October 2025 – March 2026) as described in the WAP, and as required by Section F (Reporting Requirements) of the Order. Data collected during the second and third quarters of 2026 (April 2026 – September 2026) will be included in the second semiannual report for 2026 (due January 31, 2027).

Each of the specific reporting requirements, as specified in Section F of the Order, is addressed in the following paragraphs:

## 1. The report shall include a summary of the types, volumes and disposal or onsite use for all wastes accepted pursuant to the requirements of the Order.

During the reporting period (October 1, 2025 through March 31, 2026), approximately 993 tons of Special Waste were disposed and/or use at CCL. Table 1 summarizes the types and volumes of wastes accepted and identifies the final disposition of the wastes (disposal or beneficial use). All 993 tons of Special Waste were site generated and used or disposed of within the active portion of the lined landfill. No Special Waste were accepted from outside sources.

**2. The report shall include a compilation of all waste profiling information utilized by CCL to implement the program requirements including all sampling, measurement and analytical results including:**

- **Date, exact place and time of the sampling or measurement;**
- **Individual(s) who did the sampling or measurement;**
- **Date(s) the analyses were done;**
- **Analyses names;**
- **Analytical techniques or methods used to profile contaminated soils or wastes.**

As described in Section 1.4 of the WAP, Special Wastes are defined as wastes that require analysis and testing (profiling) prior to acceptance due to their component make-up. CCL maintains a working knowledge of waste received using two approaches: 1) prequalification of specific wastes prior to transport to the facility, and 2) evaluation of waste loads received at the facility. The prequalification process includes the following components:

1) Each generator of a Special Waste is required to complete and certify a Special Waste Profile form, or a similar form, prior to the initial shipment of their wastes to CCL. The profile form includes generator, customer and transporter information, as well as a waste stream description (common name of material or waste stream, description of the process generating the waste, and waste characteristics), and generator certification.

2) The CCL Special Waste Coordinator (SWC) will evaluate the profile form along with other required documentation to determine whether the waste stream is acceptable. Additional documentation includes certified analytical reports (CARs) and chain of custody documentation (COCs) from a California Department of Health Services (DHS) Accredited Environmental Laboratory, special waste (non-hazardous) manifests, Material Safety Data Sheet(s), and a description of the process(es) generating the waste.

3) The SWC will determine whether correct and sufficient information has been provided by the generator and whether the waste stream is within CCL's acceptance criteria. The SWC will communicate with the generator regarding specific concerns, or missing or incomplete information.

4) If the waste stream is deemed acceptable for use and/or disposal at CCL, the SWC identifies the approved "disposal method," defines any special handling instructions for the waste, and assigns a unique Special Waste Profile Approval Number to the waste stream. The approval number, which is unique to the generator and the waste stream, allows CCL to electronically track the incoming wastes and the associated documentation for each waste stream. Each approval number (and profile form) is dated and given an expiration date, depending on the type of waste and the generating process(es).

The landfill is closed. There was no new special profiles during the reporting period.

**TABLE 1**
**SPECIAL WASTE DISPOSAL SUMMARY**
Chiquita Canyon Landfill

| Month | Profile Number | Tons | Use |
|---|---|---|---|
| Oct-25 | CQ-24-125 | 88 | Disposal |
| Nov-25 | CQ-24-125 | 149 | Disposal |
| Dec-25 | CQ-24-125 | 65 | Disposal |
| Dec-25 | CQ-24-626 | 119 | Disposal |
| Jan-26 | CQ-24-125 | 239 | Disposal |
| Jan-26 | CQ-24-626 | 23 | Disposal |
| Feb-26 | CQ-24-125 | 239 | Disposal |
| Mar-26 | CQ-24-125 | 71 | Disposal |